Appendix N

Project Plans

VILLAGE CHRISTIAN SCHOOL (GRADES K-12)

8930 VILLAGE AVENUE
SUN VALLEY, CA 91352

PLANNING REVIEW
#CPC-2025-6478-CU3-SPPC

PROJECT INFORMATION

PROJECT ADDRESS: 8930 VILLAGE AVE - SUN VALLEY, CA 91352 (APN. 2404001019)
ZONING: A2-1-K
SETBACKS:
FRONT YARD: MAX. 25' (20% OF LOT DEPTH)
SIDE YARD: MAX. 25' (10% OF LOT WIDTH, MIN. 3' BETWEEN BUILDINGS)
REAR YARD: MAX. 25' (25% OF LOT DEPTH)
FAR: 3:1
BUILDING HEIGHT: MAX. 45'
LEGAL DESCRIPTION:
REFER TO TITLE REPORT.
LOT AREA: 1,220,717.7 GSF (28.02 ACRES)

SCOPE OF WORK:

PHASE I:
CONSTRUCTION A NEW GYMNASIUM WITH TRAINING FACILITY. CONSTRUCTION A 1-STORY ANNEX BUILDING ADJACENT TO THE GYMNASIUM. THE ANNEX BUILDING WILL PROVIDE (3) SPECIALTY CLASSROOMS FOR THE ARTS.
BOTH BUILDINGS WILL BE FULLY-SPRINKLERED.
LANDSCAPING/HARDSCAPING WILL SURROUND THE NEW STRUCTURES.
PROPOSED EMERGENCY/FIRE ACCESS ROAD FROM VILLAGE AVENUE TO CONNECT TO THE REAR OF THE PROJECT SITE. NO THROUGH TRAFFIC.
NEW RETAINING WALL ALONG THE SOUTH SIDE OF THE EMERGENCY/FIRE ACCESS ROAD TO THE REAR OF THE PROJECT SITE.
NEW RETAINING WALL NEAR THE NEW GYMNASIUM AND ANNEX BUILDINGS.
INSTALLATION OF FENCING AND GATES TO SECURE THE CAMPUS ALONG THE EMERGENCY/FIRE ACCESS ROAD.
NEW CONCRETE RAMP/STAIR FROM GYMNASIUM AND ANNEX BUILDING DOWN TO THE EXISTING FOOTBALL FIELD.
NO INCREASE TO STUDENT ENROLLMENT.

PHASE II:
TENANT IMPROVEMENT SCOPE FOR THE EXISTING ADMINISTRATION/CHAPEL/LIBRARY BUILDING. THE 1-STORY BUILDING WILL BE EXPANDED FOR ADDITIONAL OFFICES AND (3) SPECIALTY CLASSROOMS.

PHASE III:
TENANT IMPROVEMENT SCOPE FOR THE EXISTING 1-STORY CLASSROOM BUILDING #10. ADDITION OF A 2ND STORY TO PROVIDE 6 NEW CLASSROOMS.
LANDSCAPING/HARDSCAPING WILL ADORN THE RENOVATED STRUCTURES.
THESE BUILDINGS ARE NOT CURRENTLY FIRE-SPRINKLERED. THE TENANT IMPROVEMENT PROJECT WILL REQUIRE THE BUILDINGS TO BE FULLY-SPRINKLERED.
NO INCREASE TO STUDENT ENROLLMENT.

VICINITY MAP



NORTH — AREA OF WORK — 500 ft SCALE

PARTICIPANTS

OWNER:	VILLAGE CHRISTIAN SCHOOL 8930 VILLAGE AVENUE SUN VALLEY, CA 91352 TEL: 818-767-8382 TOM KONJOYAN (TOMK@VILLAGECHRISTIAN.ORG)
ARCHITECT OF RECORD:	RAFAEL FRANCO & ASSOCIATES, INC. 12345 VENTURA BLVD., STE. H STUDIO CITY, CA 91604 TEL: 818-754-2040 FAX: 818-754-2032 CONTACT: ARTHUR FERNANDEZ
CIVIL ENGINEER:	CCE DESIGN ASSOCIATES 771 E. DAILY DRIVE, SUITE 120 CAMARILLO, CA 93010 TEL: 805-329-5081 LICENSE: C 69614 CONTACT: RANDY CHAPMAN
LANDSCAPE ARCHITECT:	MJS LANDSCAPE ARCHITECTURE 507 30th STREET NEWPORT BEACH, CA 92663 TEL: 949-675-9964 LICENSE: #3235 CONTACT: MARK SCHATTINGER
ARBORIST:	CARLBERG ASSOCIATES 828 FIFTH STREET, SUITE 3 SANTA MONICA, CA 90403 TEL: 310-451-4804 LICENSE: WE-0575A CONTACT: CY CARLBERG

SHEET INDEX

A0.0	COVER SHEET, SHEET INDEX, PROJECT SITE INFO
~~A0.01~~	~~ZIMAS PARCEL PROFILE REPORT OMIT~~
~~A0.02~~	~~ZIMAS PARCEL PROFILE REPORT OMIT~~
A0.03	SAN GABRIEL/VERDUGO MOUNTAIN SPECIFIC PLAN
A0.10	MASTER SITE PLAN
A0.11	ENLARGED SITE PLAN - PROPOSED GYMNASIUM AND ANNEX BUILDINGS
A0.11A	ENLARGED SITE PLAN - BUILDING 10
A0.11B	ENLARGED SITE PLAN - ADMIN/CHAPEL/LIBRARY
A0.12	VEHICLE AND PEDESTRIAN TRAFFIC PLAN
A0.13	BOE EXHIBIT - SIDEWALK, HWY DED AND EASEMENTS
A0.14	BOE EXHIBIT - CURB RAMPS AND NON-PUBLIC TRAIL
A1.00	ENLARGED SITE PLAN - DEMOLITION
A1.10	GYM - PROPOSED FLOOR PLAN
A1.11	GYM - PROPOSED ROOF PLAN
A1.20	GYM - PROPOSED BUILDING ELEVATIONS
A1.30	GYM - PROPOSED BUILDING RENDERING
A1.31	GYM - PROPOSED BUILDING RENDERING
A2.10	ANNEX - PROPOSED FLOOR AND ROOF PLANS
A2.20	ANNEX - PROPOSED BUILDING ELEVATIONS
A2.30	ANNEX - PROPOSED BUILDING RENDERING
A3.01	BLDG 10 - EXISTING FLOOR AND ROOF PLANS
A3.02	BLDG 10 - EXISTING BUILDING ELEVATIONS
A3.10	BLDG 10 - PROPOSED FLOOR PLANS
A3.11	BLDG 10 - PROPOSED ROOF PLAN
~~A3.12~~	~~BLDG 10 - PROPOSED AREA OCCUPANCY PLANS OMIT~~
A3.20	BLDG 10 - PROPOSED BUILDING ELEVATIONS
A4.01	ADMIN/CHAPEL/LIBRARY - EXISTING FLOOR PLAN
A4.02	ADMIN/CHAPEL/LIBRARY - EXISTING BUILDING ELEVATIONS
A4.10	ADMIN/CHAPEL/LIBRARY - PROPOSED FLOOR PLAN
A4.11	ADMIN/CHAPEL/LIBRARY - PROPOSED ROOF PLAN
~~A4.12~~	~~ADMIN/CHAPEL/LIBRARY - AREA OCCUPANCY PLAN AND CALCS OMIT~~
A4.20	ADMIN/CHAPEL/LIBRARY - PROPOSED BUILDING ELEVATIONS
A4.21	ADMIN/CHAPEL/LIBRARY - PROPOSED BUILDING ELEVATIONS
A5.00	EXISTING CAMPUS PHOTOS
A5.01	EXISTING CAMPUS PHOTOS
A5.02	EXISTING CAMPUS PHOTOS
A6.00	PROPOSED COLORS AND MATERIALS
A6.10	PROPOSED SITE LIGHTING FIXTURE CUT SHEETS
A6.11	PROPOSED SITE LIGHTING FIXTURE CUT SHEETS
1A	PHOTOMETRICS OF NEW SITE LIGHTING NEAR GYM AND ANNEX BUILDINGS
1B	PHOTOMETRICS OF NEW EXTERIOR RAMP AND STAIR
	TOPO SURVEY
1 OF 2	TOPOGRAPHIC SURVEY
2 OF 2	TOPOGRAPHIC SURVEY
	CIVIL
C1	COVER SHEET
C2	GRADING PLAN
C3	GRADING PLAN
	LANDSCAPE
L-1	PRELIMINARY LANDSCAPE PLAN
L-2	PLANTING PALETTE AND PLANTING NOTES
L-3	PLANT IMAGERY
L-4	EXISTING TREE PLAN
~~L-5~~	~~HYDROZONE PLAN AND IRRIGATION NOTES OMIT~~

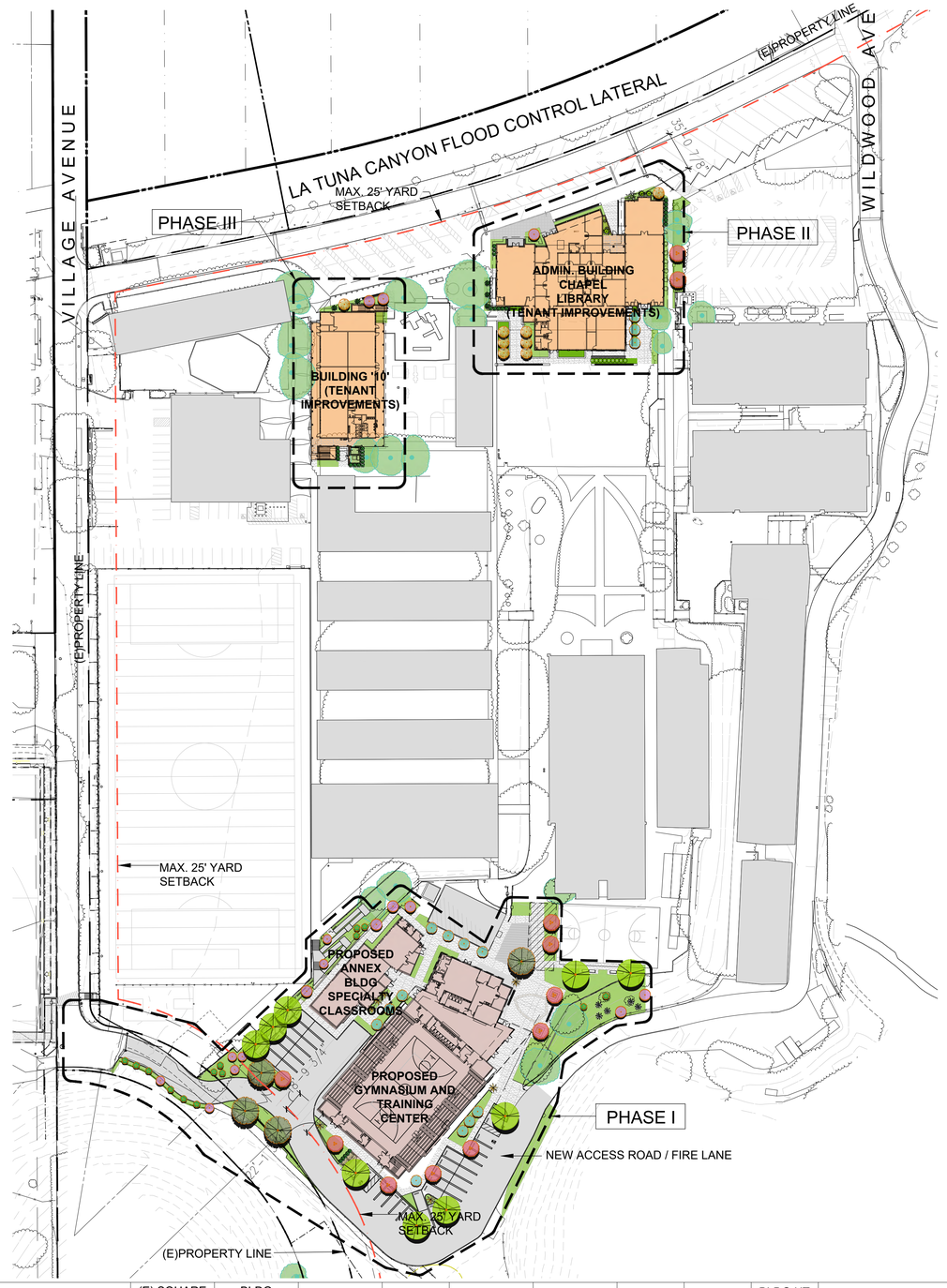

BUILDING NAME	(E) SQUARE FOOTAGE (GSF)	BLDG ADDITION AREA (GSF)	(N) BLDG AREA (GSF)	(E) STORIES	(N) STORIES	CONST. TYPE	(E) BLDG HT	(N) BLDG HT	BLDG HT CBC T504.3	BLDG USE
GYMNASIUM	-	-	18826	-	1 PLUS MEZZANINE	III-B	-	35'-0"	75'-0"	ASSEMBLY, EDUCATION
ANNEX (THEATER ARTS)	-	-	4023	-	1	III-B	-	19'-0"	75'-0"	EDUCATION
OFFICE/CHAPEL/LIBRARY	8600	5388	13988	1	1	V-B	19'-0"	22'-2"	40'-0"	ADMINISTRATION, ASSEMBLY, EDUCATION
BUILDING #10	5650	5660	11310	1	2	V-B	16'-0"	29'-6"	60'-0"	EDUCATION
PROPOSED GRAND TOTAL BLDG AREA (GSF)	14250	11048	48147	-	-	-	-	-	-	-

REFER TO SHEET A0.10 FOR ADDITIONAL INFORMATION REGARDING EXISTING BUILDINGS. PROPOSED GRAND TOTAL BLDG AREA EXCLUDES EXTERIOR COVERED WALKWAYS.

1 SCOPE OF WORK SITE PLAN
SCALE: 1" = 60 FEET
0 10 40
5 20 37.5

SITE PLAN LEGEND

- EXISTING BUILDING STRUCTURE TO REMAIN. N.I.C.
- TENANT IMPROVEMENT TO EXISTING BUILDING STRUCTURE
- NEW BUILDING STRUCTURE
- 25' MAX. YARD SETBACK LINE

PROJECT SITE SCOPE OF WORK

LOT AREA: 1,220,717.7 GSF (28.02 ACRES)
1,067,767.7 NSF (24.51 ACRES)

FAR: 3:1 = 1,220,717.7 GSF x 3 = 3,662,153.1 GSF
152,950 GSF (4.18% OF TOTAL GROSS LOT COVERAGE)

TOTAL GSF OF EXISTING DEVELOPMENT: 120,493 SF
TOTAL GSF TO BE DEMOLISHED: 1,440 SF
TOTAL GSF TO BE BUILT: 33,897 SF
TOTAL NSF TO BE BUILT: 31,174 SF
TOTAL GSF INCLUDING NEW DEVELOPMENT: 152,950 SF
(12.53% OF TOTAL GROSS SITE AREA)

NEW PLANTING AREA: 20,809 SF (1.70% OF TOTAL GROSS SITE AREA)
(1.95 % OF TOTAL NET SITE AREA)

NEW HARDSCAPE AREA: 20,348 SF (1.67% OF TOTAL GROSS SITE AREA)
(1.91% OF TOTAL NET SITE AREA)
EXCLUDES PARKING AREA AND NEW STREET

NEW ASPHALT PARKING AREAS AND DRIVE AISLES: 19,533 SF (1.6% OF TOTAL GROSS SITE AREA)
(1.83 % OF TOTAL NET SITE AREA)

NEW ASPHALT TO EXTEND EMERGENCY/FIRE ACCESS ROAD OUTSIDE PROPERTY LINE: 2,213 SF

APPROVAL STAMPS

Franco & Associates Inc.
12345 Ventura Blvd. H
Studio City, CA 91604
Tel 818 754-2030
Fax 818 754-2032
Architecture

PROJECT
VILLAGE CHRISTIAN SCHOOL
NEW SCOPE AND TENANT IMPROVEMENTS
8930 VILLAGE AVENUE
SUN VALLEY, CA 91352

REV	DESCRIPTION	DATE
	CASE MANAGEMENT MEETING	5/27/25
	CUP APPLICATION SUBMITTAL	11/3/25
	CUP APPLICATION RESUBMITTAL	1/12/26
	BOE EXHIBIT SUBMITTAL	4/17/26
	CUP APPLICATION RESUBMITTAL #2	4/21/26
	CUP APPLICATION RESUBMITTAL #3	6/5/26
	CUP APPLICATION RESUBMITTAL #4	6/24/26
	CUP APPLICATION RESUBMITTAL #5	7/15/26

LICENSED ARCHITECT
TIMMY DON PRICE
C-26710
REN. 9-30-2027
STATE OF CALIFORNIA

PROJECT ADDRESS:
8930 VILLAGE AVENUE
SUN VALLEY
CALIFORNIA 91352

DRAWING TITLE
COVER SHEET
SHEET INDEX
PROJECT SITE INFO

DRAWN BY
ISSUE DATE: 7/15/26
JOB NUMBER
DRAWING SCALE: AS NOTED
APPROVED BY:

DRAWING NUMBER
A0.0

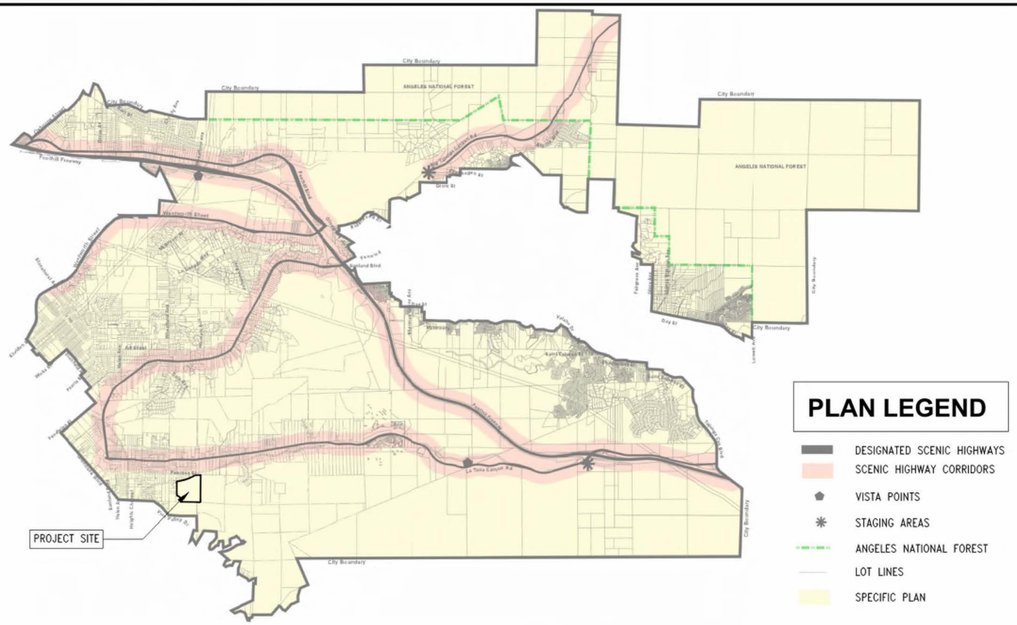

PLAN LEGEND

- DESIGNATED SCENIC HIGHWAYS
- SCENIC HIGHWAY CORRIDORS
- VISTA POINTS
- STAGING AREAS
- ANGELES NATIONAL FOREST
- LOT LINES
- SPECIFIC PLAN

1 MAP NO. 1 - SPECIFIC PLAN BOUNDARIES
SCALE: N.T.S.

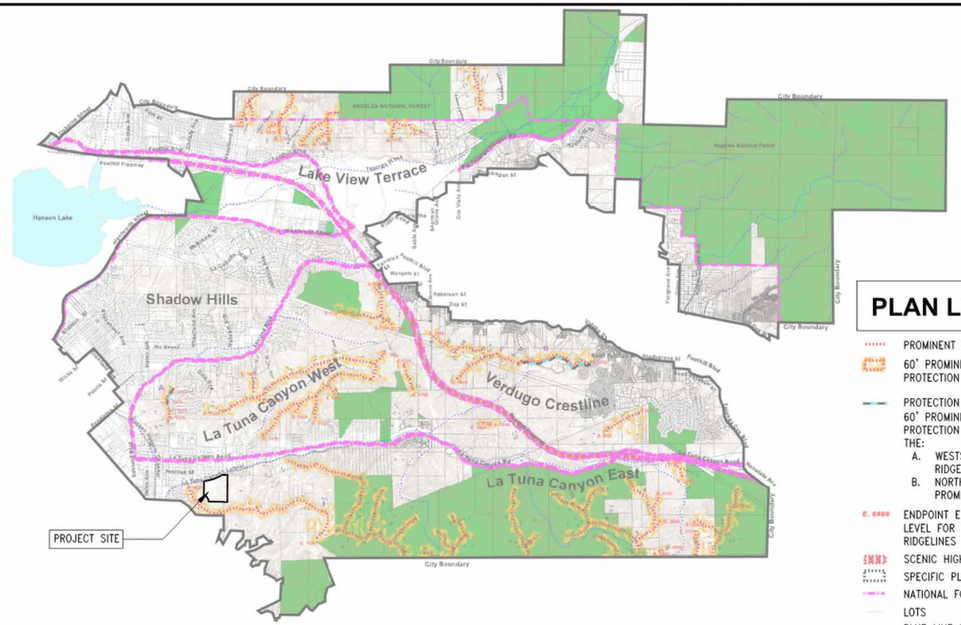

PLAN LEGEND

- PROMINENT RIDGELINE
- 60' PROMINENT RIDGELINE PROTECTION AREAS
- PROTECTION AREAS – 60' PROMINENT RIDGELINE PROTECTION AREAS LOCATED ON THE:
  - A. WESTSIDE OF THE PROMINENT RIDGELINE ONLY
  - B. NORTHSIDE OF THE PROMINENT RIDGELINE ONLY
- E. #### ENDPOINT ELEVATION ABOVE SEA LEVEL FOR PROMINENT RIDGELINES
- SCENIC HIGHWAYS
- SPECIFIC PLAN BOUNDARY
- NATIONAL FOREST BOUNDARY
- LOTS
- BLUE LINE STREAMS
- ELEVATION LINES
- PUBLICLY OWNED

2 MAP NO. 2 - PROMINENT RIDGELINES
SCALE: N.T.S.

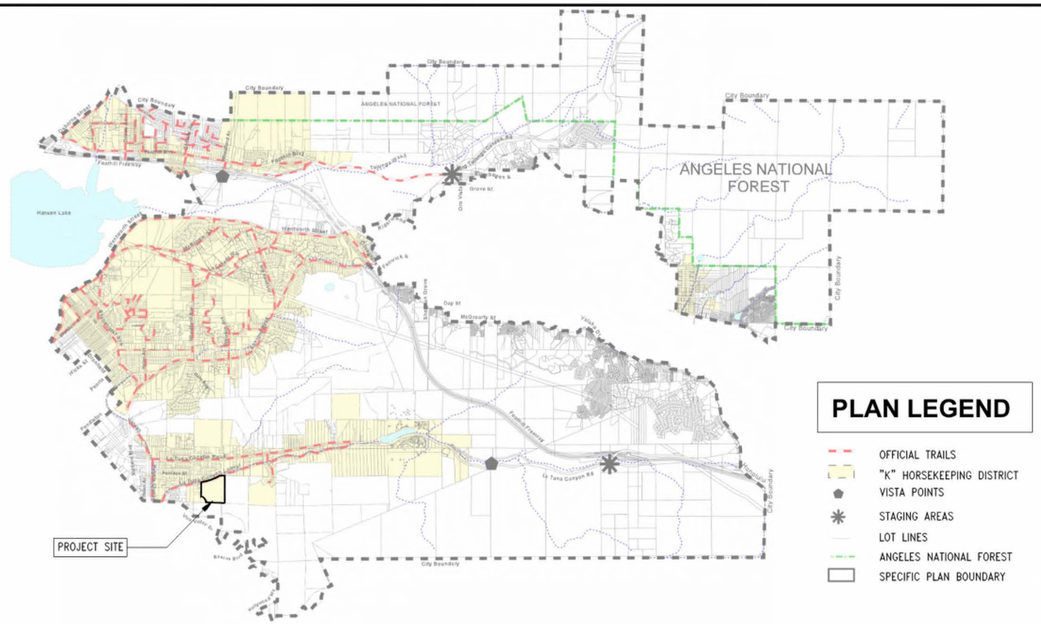

PLAN LEGEND

- OFFICIAL TRAILS
- "K" HORSEKEEPING DISTRICT
- VISTA POINTS
- STAGING AREAS
- LOT LINES
- ANGELES NATIONAL FOREST
- SPECIFIC PLAN BOUNDARY

3 MAP NO. 3 - OFFICIAL EQUESTRIAN TRAIL SYSTEM
SCALE: N.T.S.

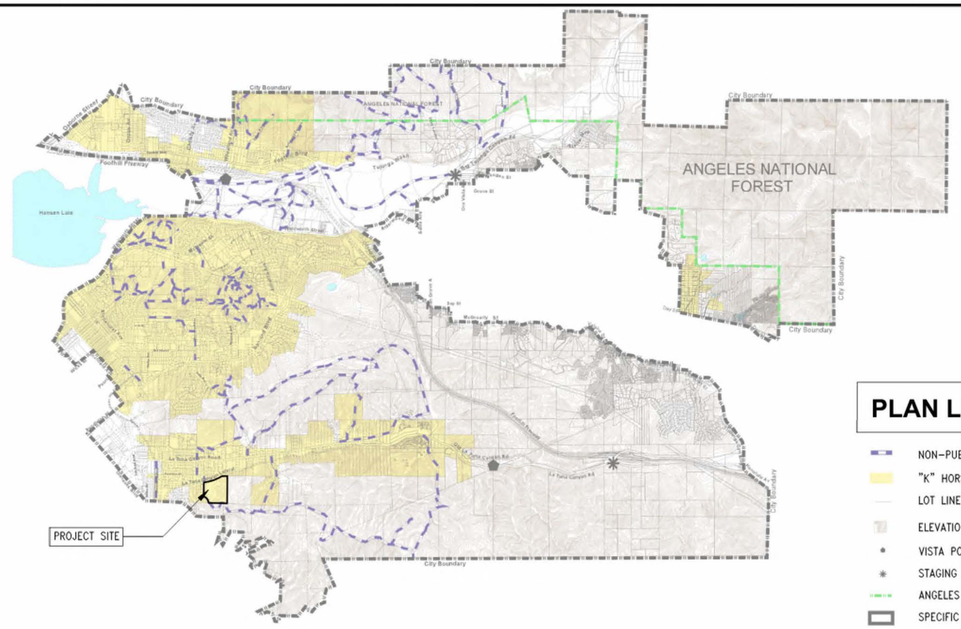

PLAN LEGEND

- NON-PUBLIC EQUESTRIAN TRAILS
- "K" HORSEKEEPING DISTRICT
- LOT LINES
- ELEVATION LINES
- VISTA POINTS
- STAGING AREAS
- ANGELES NATIONAL FOREST
- SPECIFIC PLAN BOUNDARY

4 MAP NO. 4 - NON-PUBLIC EQUESTRIAN TRAILS
SCALE: N.T.S.

GENERAL NOTES

1. ALL INFORMATION SHOWN THIS SHEET WAS TAKEN FROM THE SAN GABRIEL/VERDUGO MOUNTAINS SCENIC PRESERVATION SPECIFIC PLAN OBTAINED FROM THE CITY OF LOS ANGELES PLANNING DEPARTMENT WEBSITE. PLANS HAVE BEEN FORMATTED TO FIT THIS SHEET.
2. REFER TO THE FOLLOWING ADDRESS FOR THE OFFICIAL SAN GABRIEL/VERDUGO MOUNTAIN SPECIFIC PLAN MAPS.
   https://planning.lacity.gov/odocument/f0711893-7773-475f-bcb1-ec39dbcdacf7
3. PER MAP NO. 2, ALL RIDGELINE ELEVATIONS, INCLUDING ENDPOINTS AND THE 60 FOOT PROMINENT RIDGELINE PROTECTION AREA(S) HAVE BEEN ESTIMATED USING USGS DATA. FINAL DETERMINATION OF ALL RIDGELINE ELEVATIONS, ENDPOINTS AND THE 60 FOOT PROMINENT RIDGELINE PROTECTION AREA(S) SHALL BE MADE ON A CASE BY CASE BASIS BY THE DIRECTOR OF PLANNING (AS PART OF THE PROJECT PERMI COMPLIANCE REVIEW) OR BY THE ADVISORY AGENCY (AS PART OF ANY SUBDIVISION ACTION). FINAL PROMINENT RIDGELINE PROTECTION AREA(S) AND ENDPOINTS SHALL BE DETERMINED USING TOPOGRAPHIC SURVEY(S) PROVIDED BY THE APPLICANT AND VERIFIED BY THE CITY.

APPROVAL STAMPS

Franco & Associates Inc.
Architecture
12345 Ventura Blvd. H
Studio City, CA 91604
Tel 818 754-2030
Fax 818 754-2032

PROJECT
VILLAGE CHRISTIAN SCHOOL
NEW SCOPE AND TENANT IMPROVEMENTS
8930 VILLAGE AVENUE
SUN VALLEY, CA 91352

REV	DESCRIPTION	DATE
	CASE MANAGEMENT MEETING	5/27/25
	CUP APPLICATION SUBMITTAL	11/3/25
	CUP APPLICATION RESUBMITTAL	1/12/26
	BOE EXHIBIT SUBMITTAL	4/17/26
	CUP APPLICATION RESUBMITTAL #2	4/21/26
	CUP APPLICATION RESUBMITTAL #3	6/5/26
	CUP APPLICATION RESUBMITTAL #4	6/24/26
	CUP APPLICATION RESUBMITTAL #5	7/15/26

LICENSED ARCHITECT JIMMY DON TRI C-26710 RENEW: 9-30-2027 STATE OF CALIFORNIA

PROJECT ADDRESS
8930 VILLAGE AVENUE
SUN VALLEY
CALIFORNIA 91352

DRAWING TITLE
SAN GABRIEL/VERDUGO MOUNTAIN SPECIFIC PLAN

DRAWN BY	ISSUE DATE
	7/15/26
JOB NUMBER	DRAWING SCALE
	AS NOTED

APPROVED BY:

DRAWING NUMBER
A0.03



1 PROPOSED MASTER SITE PLAN
SCALE: 1/64" = 1'-0"
0 10 20 40
5 37.5

PROPERTY INFORMATION

ADDRESS: 8930 VILLAGE AVENUE - SUN VALLEY, CA 91352
APN: 2404001019
LEGAL DESCRIPTION:
TRACT NO TR 24256 LOTS LT 1

ZONING: A2-1-K
SPECIFIC PLAN: SAN GABRIEL/VERDUGO MOUNTAINS SCENIC PRESERVATION

EXISTING BUILDING INFORMATION:
EXISTING BUILDING INFORMATION: REFER TO CHART BELOW
EXISTING OCCUPANCY TYPE: EDUCATION, PRIVATE SCHOOL GRADES K-12 PER CPC-8447-CU (1992), A MAXIMUM OF 1950 STUDENTS

BUILDING NAME	SQUARE FOOTAGE	STORIES	BLDG USE
BUILDING 'A'	7,904	1	EDUCATION
BUILDING 'B'	7,904	1	EDUCATION
BUILDING 'C'	13,940	1	EDUCATION
BUILDING 'D'	7,350	2	MAINTENANCE
BUILDING '10'	5,650	1	EDUCATION
BUILDING '20'	2,500	1	EDUCATION
BUILDING '30'	4,646	1	EDUCATION
BUILDING '40'	3,750	1	EDUCATION
BUILDING '50'	3,750	1	EDUCATION
BUILDING '60'	3,750	1	EDUCATION
BUILDING '70'	15,000	2	EDUCATION
BUILDING 'K'	3,991	1	EDUCATION
ADMIN BUILDING	8,600	1	ADMINISTRATION, RESOURCE, EDUCATION
PHYSICAL ED	3,746	1	EDUCATION
GYMNASIUM (700 SEATS)	12,750	2	ASSEMBLY
THEATRE BUILDING	4,662	1	ASSEMBLY AND EDUCATION
AUDITORIUM AND CAFE	7,000	1	ASSEMBLY AND SERVICE
FIELD HOUSE TRAILER	1,440	1	EDUCATION
WEIGHT FACILITY	2,160	1	EDUCATION
EXISTING TOTAL AREA	120493	-	
AREA SCOPE OF WORK			
BUILDING '10'	5,660	2	EDUCATION
ADMIN BUILDING	5,388	1	OFFICE, EDUCATION, ASSEMBLY
GYMNASIUM & TRAINING CENTER (700 SEATS)	18,826	1	PHYSICAL EDUCATION, ASSEMBLY
ANNEX BUILDING (SPECIALTY CLASSROOMS)	4,023	1	EDUCATION
PROPOSED TOTAL AREA	33897	-	
FIELD HOUSE TRAILER (DEMO)	-1440	1	EDUCATION
REVISED TOTAL BUILDING AREA	152950	-	
NOTE: THESE ARE GROSS SQFT AREAS. EXCLUDES COVERED WALKWAYS.			

SCOPE OF WORK:
1. TENANT IMPROVEMENT WITHIN THE OFFICE ADMIN/CHAPEL/LIBRARY BUILDING. PROVIDE ADDITIONAL OFFICES, CONFERENCE ROOMS AND SPECIALTY CLASSROOMS. ADDITIONAL SF OBTAINED BY EXPANDING THE EXISTING 1ST FLOOR NORTH AND SOUTH.
2. TENANT IMPROVEMENT WITHIN BUILDING '10'. PROVIDE ADDITIONAL CLASSROOMS BY WAY OF ADDING A 2ND FLOOR ONTO THE EXISTING 1-STORY BUILDING.
3. CONSTRUCT A NEW GYMNASIUM WITH ATTACHED SPORTS TRAINING CENTER. SPORTS TRAINING CENTER TO HOUSE OFFICES AND EQUIPMENT RELOCATED FROM THE 'FIELD HOUSE TRAILER'.
4. CONSTRUCT A NEW 1-STORY ANNEX BUILDING FOR SPECIALTY CLASSROOMS.
5. REMOVE THE FIELD HOUSE TRAILER.
6. EXTEND VILLAGE AVE FOR FIRE DEPARTMENT ACCESS TO NEW GYMNASIUM AND ANNEX BUILDING.

SITE PLAN LEGEND

- EXISTING BUILDING STRUCTURE TO REMAIN. N.I.C.
- NEW BUILDING STRUCTURE
- TENANT IMPROVEMENT TO EXISTING BUILDING STRUCTURE
- EXISTING NON-PUBLIC EQUESTRIAN TRAIL TO REMAIN
- STUDENT DROP-OFF/PICK-UP VEHICLE PATTERN

APPROVAL STAMPS

Franco & Associates Inc.
Architecture
12345 Ventura Blvd. H
Studio City, CA 91604
Tel 818 754-2030
Fax 818 754-2032

PROJECT
VILLAGE CHRISTIAN SCHOOL
NEW SCOPE AND TENANT IMPROVEMENTS
8930 VILLAGE AVENUE
SUN VALLEY, CA 91352

CHRISTUS-CENTRO SINCE 1949

REV	DESCRIPTION	DATE
	CASE MANAGEMENT MEETING	5/27/25
	CUP APPLICATION SUBMITTAL	11/3/25
	CUP APPLICATION RESUBMITTAL	1/12/26
	BOE EXHIBIT SUBMITTAL	4/17/26
	CUP APPLICATION RESUBMITTAL #2	4/21/26
	CUP APPLICATION RESUBMITTAL #3	6/5/26
	CUP APPLICATION RESUBMITTAL #4	6/24/26
	CUP APPLICATION RESUBMITTAL #5	7/15/26

LICENSED ARCHITECT JIMMY DON FRANCO C-26710 REN. 9-30-2027 STATE OF CALIFORNIA

PROJECT ADDRESS
8930 VILLAGE AVENUE
SUN VALLEY
CALIFORNIA 91352

DRAWING TITLE
MASTER SITE PLAN

DRAWN BY
ISSUE DATE 7/15/26
JOB NUMBER
DRAWING SCALE AS NOTED
APPROVED BY:

DRAWING NUMBER
A0.10

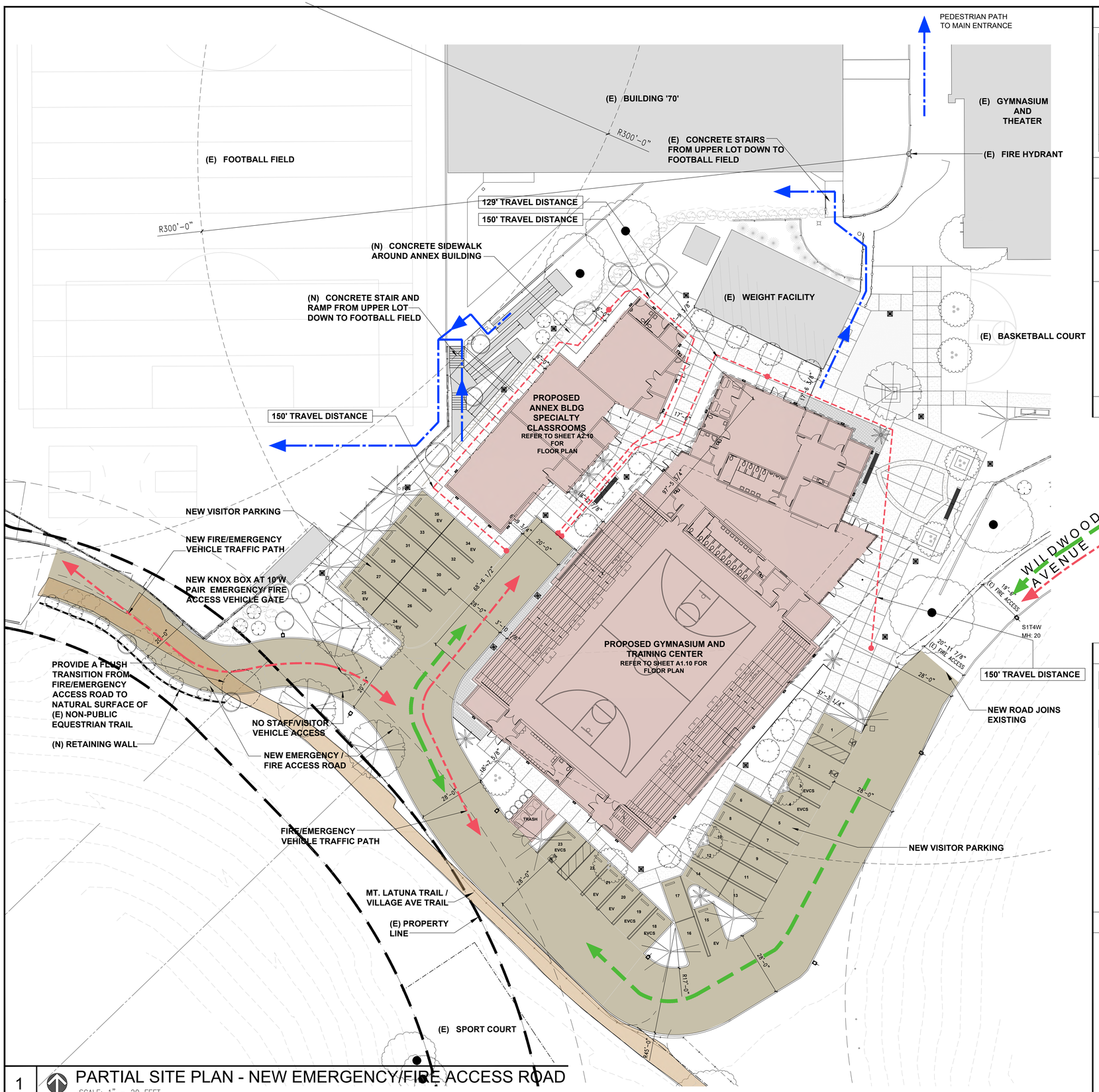

1 PARTIAL SITE PLAN - NEW EMERGENCY/FIRE ACCESS ROAD
SCALE: 1" = 20 FEET

PARKING ANALYSIS PER LADBS P/CZ 2023-011

LAND USE / REQUIREMENT	PARKING RATE	BLDG. SIZE / RATE	REQUIRED	PROVIDED
K-8 SCHOOL	1 PER CLASSROOM	42 CLASSROOMS	42	359 (E) 35(NEW)= 394 TOTAL
HIGH SCHOOL 9-12	NEW GYM:1 PER 5 FIXED SEATS	700 SEATS	140	
	(E) GYM: 1 PER 5 FIXED SEATS	700 SEATS	140	
	(E) CHAPEL: 35 SF PER SPACE	1840 SF	53	
TOTAL PARKING SPACES REQUIRED FOR ALL GRADES K-12			375	394

DISABLED ACCESS PARKING SPACE PER T11B-208.2

FOR ADDED 35 PARKING SPACES

SPACE TYPE	REQUIRED	PROVIDED
DISABLED ACCESS	1	1
VAN ACCESSIBLE	1	1

EV PARKING SPACE PER 5.106.5.3.3

FOR ADDED 35 PARKING SPACES

SPACE TYPE	REQUIRED (30% TOTAL PARKING)
EVCS STANDARD STALL	11
EVCS VAN ACCESSIBLE	1
EV CAPABLE SPACES	12

EVCS PARKING SPACE PER 5.106.5.3.6

FOR ADDED 35 PARKING SPACES

SPACE TYPE	REQUIRED (10% TOTAL PARKING)	PROVIDED
EVCS STANDARD STALL	4	4
EVCS VAN ACCESSIBLE	1	1
EVCS SPACES	5	5

ADDITIONAL BICYCLE PARKING PER LAMC T12.21.A.16(a)(2)

SHORT-TERM BICYCLE PARKING REQUIREMENTS

BUILDING	ADDITIONAL USE	RATE	REQUIRED
ANNEX	3 CLASSROOMS	4 SPACES PER CLASSROOM	12
BUILDING 10 ADDITION	6 CLASSROOMS		24
ADMIN ADDITION	3 CLASSROOMS		12
TOTAL SHORT-TERM BICYCLE PARKING REQUIREMENTS			48

LONG-TERM BICYCLE PARKING REQUIREMENTS

BUILDING	ADDITIONAL USE	RATE	REQUIRED
ANNEX	3 CLASSROOMS	1 SPACE PER 10 CLASSROOMS	2
BUILDING 10 ADDITION	6 CLASSROOMS		
ADMIN ADDITION	3 CLASSROOMS		
TOTAL LONG-TERM BICYCLE PARKING REQUIREMENTS			2

NOTE: SHORT-/LONG-TERM BICYCLE PARKING SPACE LOCATIONS WILL BE DETERMINED DURING PLAN CHECK.

SYMBOL LEGEND

- EXISTING BUILDING STRUCTURE TO REMAIN. N.I.C.
- NEW BUILDING STRUCTURE
- FIRE ACCESS ROAD / FIRE LANE
- EXISTING NON-PUBLIC EQUESTRIAN TRAIL TO REMAIN.
- VEHICLE TRAFFIC PATTERN (REFER TO SHEET A0.12 FOR BALANCE OF PATH)
- FIRE TRAVEL DISTANCE
- EXISTING FIRE HYDRANT (REFER TO SHEET A0.12 FOR ADD'L FIRE HYDRANTS)
- PEDESTRIAN TRAFFIC PATTERN (REFER TO SHEET A0.12 FOR BALANCE OF PATH)
- 300'-0" DISTANCE FROM EXISTING FIRE HYDRANT (REFER TO SHEET A0.12 FOR ADD'L FIRE HYDRANTS)
- FIRE/EMERGENCY VEHICLE TRAFFIC PATTERN
- EV — EV CAPABLE PARKING SPACE (FUTURE)
- EVCS — EV CHARGING STATIONS

FIRE DEPT. ACCESSIBILITY

REFER TO NOTES ON SHEET A0.12.
DIMENSIONS ARE BASED ON EXISTING DOCUMENTATION PROVIDED FOR SCHEMATIC USE. ALL DIMENSIONS TO BE VERIFIED PRIOR TO CONSTRUCTION.

APPROVAL STAMPS

Franco & Associates Inc. Architecture
12345 Ventura Blvd. H
Studio City, CA 91604
Tel 818 754-2030
Fax 818 754-2032

PROJECT
VILLAGE CHRISTIAN SCHOOL
NEW SCOPE AND TENANT IMPROVEMENTS
8930 VILLAGE AVENUE
SUN VALLEY, CA 91352

REV	DESCRIPTION	DATE
	CASE MANAGEMENT MEETING	5/27/25
	CUP APPLICATION SUBMITTAL	11/3/25
	CUP APPLICATION RESUBMITTAL	1/12/26
	BOE EXHIBIT SUBMITTAL	4/17/26
	CUP APPLICATION RESUBMITTAL #2	4/21/26
	CUP APPLICATION RESUBMITTAL #3	6/5/26
	CUP APPLICATION RESUBMITTAL #4	6/24/26
	CUP APPLICATION RESUBMITTAL #5	7/15/26

LICENSED ARCHITECT
JIMMY DON PRYOR
C-26710
EXPIRES: 9-30-2027
STATE OF CALIFORNIA

PROJECT ADDRESS
8930 VILLAGE AVENUE
SUN VALLEY
CALIFORNIA 91352

DRAWING TITLE
ENLARGED SITE PLAN
GYMNASIUM &
ANNEX BUILDINGS

DRAWN BY
ISSUE DATE
7/15/26
JOB NUMBER
DRAWING SCALE
AS NOTED
APPROVED BY:

DRAWING NUMBER
A0.11

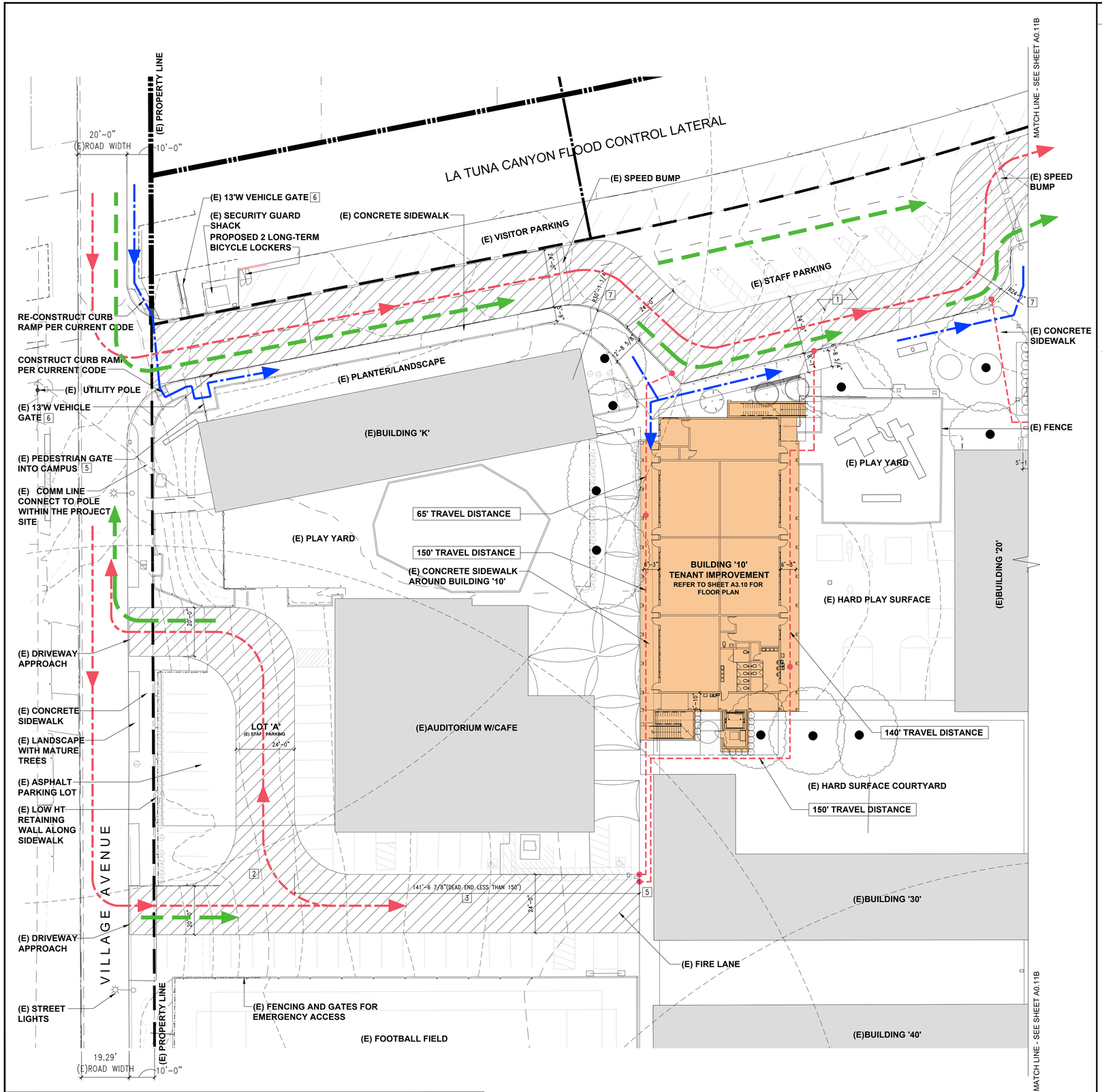

1 PARTIAL SITE PLAN - CAMPUS ENTRANCE
SCALE: 1" = 20 FEET

SYMBOL LEGEND

- EXISTING BUILDING STRUCTURE TO REMAIN. N.I.C.
- NEW BUILDING STRUCTURE
- TENANT IMPROVEMENT TO EXISTING BUILDING STRUCTURE
- FIRE ACCESS ROAD / FIRE LANE
- EXISTING NON-PUBLIC EQUESTRIAN TRAIL TO REMAIN.
- VEHICLE TRAFFIC PATTERN (REFER TO SHEET A0.12 FOR BALANCE OF PATH)
- PEDESTRIAN TRAFFIC PATTERN (REFER TO SHEET A0.12 FOR BALANCE OF PATH)
- 300'-0" DISTANCE FROM EXISTING FIRE HYDRANT (REFER TO SHEET A0.12 FOR ADD'L FIRE HYDRANTS)
- FIRE TRAVEL DISTANCE
- EXTENDED DISTANCE — EXTENDED DISTANCE FIRE DEPARTMENT MODIFICATION TO BE REQUESTED DURING PLAN CHECK
- EXISTING FIRE HYDRANT (REFER TO SHEET A0.12 FOR ADD'L FIRE HYDRANTS)
- FIRE/EMERGENCY VEHICLE TRAFFIC PATTERN
- EV — EV CAPABLE PARKING SPACE (FUTURE)
- EVCS — EV CHARGING STATIONS

FIRE DEPT. ACCESSIBILITY

REFER TO NOTES ON SHEET A0.12.

DIMENSIONS ARE BASED ON EXISTING DOCUMENTATION PROVIDED FOR SCHEMATIC USE. ALL DIMENSIONS TO BE VERIFIED PRIOR TO CONSTRUCTION.

SITE PLAN KEY NOTES

1. EXISTING PARKING STRIPING AT THE CAMPUS ENTRY TO BE RECONFIGURED TO ALLOW FOR FIRE DEPARTMENT ROAD WIDTH.
2. DURING PLAN CHECK, WE WILL NEED TO SURVEY THE EXISTING SITE CONDITIONS TO ALLOW PROPER TURNING RADIUS WITHIN EXISTING PARKING LOT. WE MAY REQUIRE MODIFICATIONS TO EXISTING PARKING STRIPING WITHIN LOT 'A'.
3. PER CFC SECTION 503.2.5, A FIRE APPARATUS ACCESS ROAD SHALL NOT EXCEED 150' CREATING A DEAD END.
4. THIS IS AN EXISTING CAMPUS THAT HAS OCCUPIED THE SITE FOR OVER 75 YEARS. ACCESSIBILITY AND COMPLIANCE HAS BEEN DIFFICULT. PROVIDING 150' ACCESS AROUND THE EXISTING ADMIN/CHAPEL/LIBRARY BUILDING WILL BE IMPOSSIBLE. DURING PLAN, CHECK WE WOULD LIKE TO REQUEST A MODIFICATION FROM THE FIRE DEPARTMENT TO INCREASE THE 150' ACCESS BASED ON CFC 503.1.1. OUR JUSTIFICATION TO INCREASE IS THAT THE BUILDING WILL BE FULLY SPRINKLERED PER NFPA 13. AT THAT TIME, WE WILL DISCUSS OTHER ALTERNATIVE MEANS OF FIRE PROTECTION.
5. ALL SECURITY GATES SHALL BE SURVEYED PRIOR TO CONSTRUCTION. PER CFC SECTION 503.5.1, ANY SECURED GATES WILL BE SECURED IN AN APPROVED MANNER.
6. ALL SECURITY GATES ACROSS A FIRE APPARATUS ACCESS ROAD SHALL BE APPROVED BY THE FIRE CODE OFFICIAL. PER CFC SECTION 503.6, WHERE SECURITY GATES ARE INSTALLED, THEY SHALL HAVE AN APPROVED MEANS OF EMERGENCY OPERATION. THE SECURITY GATES AND THE EMERGENCY OPERATION SHALL BE MAINTAINED OPERATIONAL AT ALL TIMES.
7. PER CFC SECTION 503.2.4, THE REQUIRED TURNING RADIUS OF A FIRE APPARATUS ACCESS ROAD SHALL BE DETERMINED BY THE FIRE CODE OFFICIAL.
8. EXISTING PARKING SPACES TO BE RESTRIPED TO ALL ALLOW FOR EMERGENCY/FIRE VEHICLE ACCESS.
9. WHERE REQUIRED, DISABLED ACCESS PARKING TO BE RESTRIPED TO ALLOW FOR EMERGENCY/FIRE VEHICLE ACCESS.
10. WHERE REQUIRED TO ALLOW FOR EMERGENCY/FIRE VEHICLE ACCESS, BUS PARKING AND LOADING TO BE RESTRIPED.

APPROVAL STAMPS

Franco & Associates Inc. Architecture
12345 Ventura Blvd. H
Studio City, CA 91604
Tel 818 754-2030
Fax 818 754-2032

PROJECT
VILLAGE CHRISTIAN SCHOOL
NEW SCOPE AND TENANT IMPROVEMENTS
8930 VILLAGE AVENUE
SUN VALLEY, CA 91352

REV.	DESCRIPTION	DATE
	CASE MANAGEMENT MEETING	5/27/25
	CUP APPLICATION SUBMITTAL	11/3/25
	CUP APPLICATION RESUBMITTAL	1/12/26
	BOE EXHIBIT SUBMITTAL	4/17/26
	CUP APPLICATION RESUBMITTAL #2	4/21/26
	CUP APPLICATION RESUBMITTAL #3	6/5/26
	CUP APPLICATION RESUBMITTAL #4	6/24/26
	CUP APPLICATION RESUBMITTAL #5	7/15/26

LICENSED ARCHITECT JIMMY DON FRANCO C-26710 REN. 9-30-2027 STATE OF CALIFORNIA

PROJECT ADDRESS
8930 VILLAGE AVENUE
SUN VALLEY
CALIFORNIA 91352

DRAWING TITLE
ENLARGED SITE PLAN
BUILDING 10

DRAWN BY:
ISSUE DATE: 7/15/26
JOB NUMBER:
DRAWING SCALE: AS NOTED
APPROVED BY:

DRAWING NUMBER
A0.11A

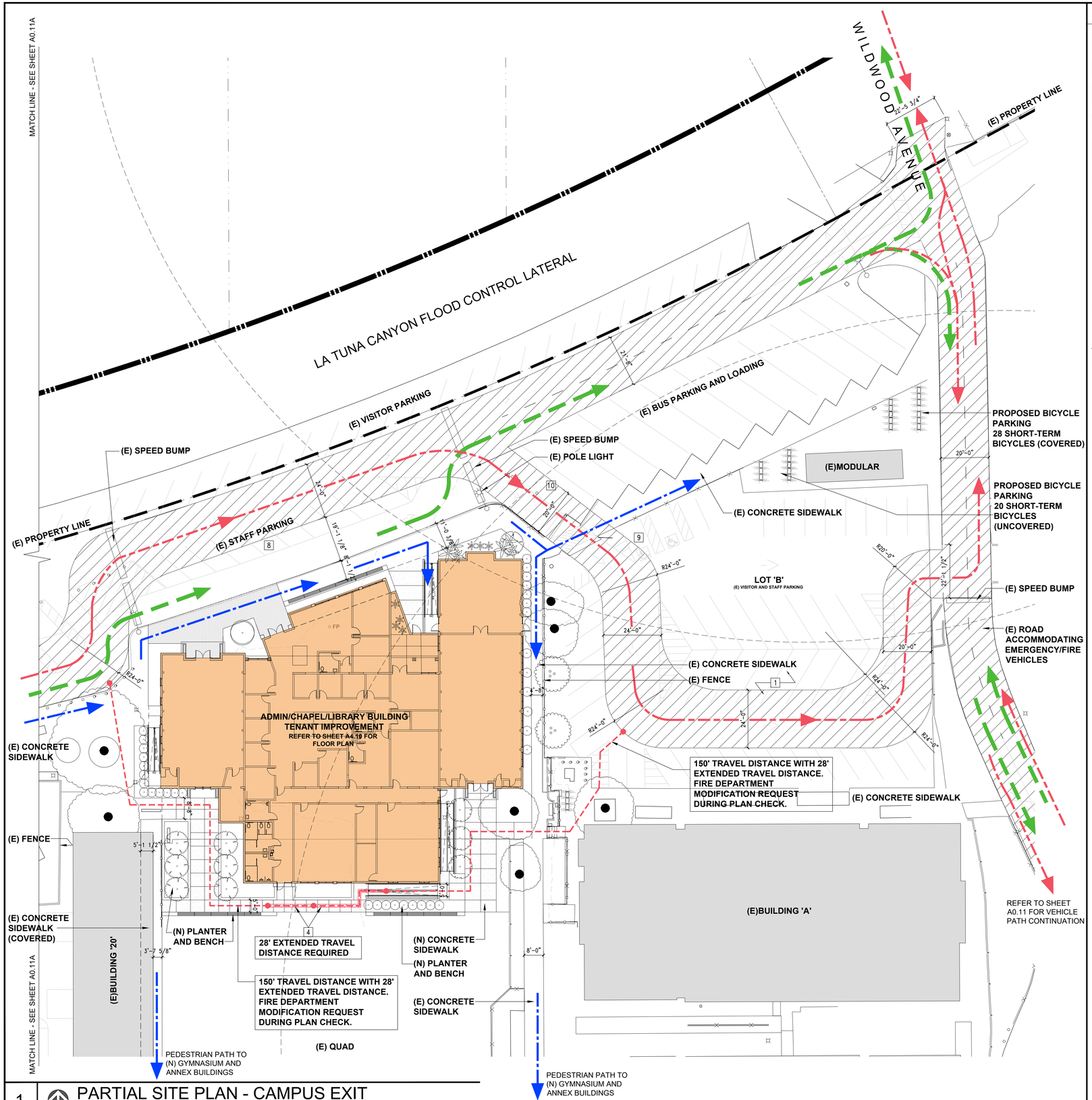

1 PARTIAL SITE PLAN - CAMPUS EXIT
SCALE: 1" = 20 FEET

SYMBOL LEGEND

- EXISTING BUILDING STRUCTURE TO REMAIN. N.I.C.
- NEW BUILDING STRUCTURE
- TENANT IMPROVEMENT TO EXISTING BUILDING STRUCTURE
- FIRE ACCESS ROAD / FIRE LANE
- EXISTING NON-PUBLIC EQUESTRIAN TRAIL TO REMAIN.
- VEHICLE TRAFFIC PATTERN (REFER TO SHEET A0.12 FOR BALANCE OF PATH)
- PEDESTRIAN TRAFFIC PATTERN (REFER TO SHEET A0.12 FOR BALANCE OF PATH)
- 300'-0" DISTANCE FROM EXISTING FIRE HYDRANT (REFER TO SHEET A0.12 FOR ADD'L FIRE HYDRANTS)
- FIRE TRAVEL DISTANCE
- EXTENDED DISTANCE — EXTENDED DISTANCE FIRE DEPARTMENT MODIFICATION TO BE REQUESTED DURING PLAN CHECK
- EXISTING FIRE HYDRANT (REFER TO SHEET A0.12 FOR ADD'L FIRE HYDRANTS)
- FIRE/EMERGENCY VEHICLE TRAFFIC PATTERN
- EV — EV CAPABLE PARKING SPACE (FUTURE)
- EVCS — EV CHARGING STATIONS

FIRE DEPT. ACCESSIBILITY

REFER TO NOTES ON SHEET A0.12.

DIMENSIONS ARE BASED ON EXISTING DOCUMENTATION PROVIDED FOR SCHEMATIC USE. ALL DIMENSIONS TO BE VERIFIED PRIOR TO CONSTRUCTION.

SITE PLAN KEY NOTES

1. EXISTING PARKING STRIPING AT THE CAMPUS ENTRY TO BE RECONFIGURED TO ALLOW FOR FIRE DEPARTMENT ROAD WIDTH.
2. DURING PLAN CHECK, WE WILL NEED TO SURVEY THE EXISTING SITE CONDITIONS TO ALLOW PROPER TURNING RADIUS WITHIN EXISTING PARKING LOT. WE MAY REQUIRE MODIFICATIONS TO EXISTING PARKING STRIPING WITHIN LOT 'A'.
3. PER CFC SECTION 503.2.5, A FIRE APPARATUS ACCESS ROAD SHALL NOT EXCEED 150' CREATING A DEAD END.
4. THIS IS AN EXISTING CAMPUS THAT HAS OCCUPIED THE SITE FOR OVER 75 YEARS. ACCESSIBILITY AND COMPLIANCE HAS BEEN DIFFICULT. PROVIDING 150' ACCESS AROUND THE EXISTING ADMIN/CHAPEL/LIBRARY BUILDING WILL BE IMPOSSIBLE. DURING PLAN, CHECK WE WOULD LIKE TO REQUEST A MODIFICATION FROM THE FIRE DEPARTMENT TO INCREASE THE 150' ACCESS BASED ON CFC 503.1.1. OUR JUSTIFICATION TO INCREASE IS THAT THE BUILDING WILL BE FULLY SPRINKLERED PER NFPA 13. AT THAT TIME, WE WILL DISCUSS OTHER ALTERNATIVE MEANS OF FIRE PROTECTION.
5. ALL SECURITY GATES SHALL BE SURVEYED PRIOR TO CONSTRUCTION. PER CFC SECTION 503.5.1, ANY SECURED GATES WILL BE SECURED IN AN APPROVED MANNER.
6. ALL SECURITY GATES ACROSS A FIRE APPARATUS ACCESS ROAD SHALL BE APPROVED BY THE FIRE CODE OFFICIAL. PER CFC SECTION 503.6, WHERE SECURITY GATES ARE INSTALLED, THEY SHALL HAVE AN APPROVED MEANS OF EMERGENCY OPERATION. THE SECURITY GATES AND THE EMERGENCY OPERATION SHALL BE MAINTAINED OPERATIONAL AT ALL TIMES.
7. PER CFC SECTION 503.2.4, THE REQUIRED TURNING RADIUS OF A FIRE APPARATUS ACCESS ROAD SHALL BE DETERMINED BY THE FIRE CODE OFFICIAL.
8. EXISTING PARKING SPACES TO BE RESTRIPED TO ALL ALLOW FOR EMERGENCY/FIRE VEHICLE ACCESS.
9. WHERE REQUIRED, DISABLED ACCESS PARKING TO BE RESTRIPED TO ALLOW FOR EMERGENCY/FIRE VEHICLE ACCESS.
10. WHERE REQUIRED TO ALLOW FOR EMERGENCY/FIRE VEHICLE ACCESS, BUS PARKING AND LOADING TO BE RESTRIPED.

APPROVAL STAMPS

Franco & Associates Inc.
12345 Ventura Blvd. H
Studio City, CA 91604
Tel 818 754-2030
Fax 818 754-2032
Architecture

PROJECT
VILLAGE CHRISTIAN SCHOOL
NEW SCOPE AND TENANT IMPROVEMENTS
8930 VILLAGE AVENUE
SUN VALLEY, CA 91352

REV	DESCRIPTION	DATE
	CASE MANAGEMENT MEETING	5/27/25
	CUP APPLICATION SUBMITTAL	11/3/25
	CUP APPLICATION RESUBMITTAL	1/12/26
	BOE EXHIBIT SUBMITTAL	4/17/26
	CUP APPLICATION RESUBMITTAL #2	4/21/26
	CUP APPLICATION RESUBMITTAL #3	6/5/26
	CUP APPLICATION RESUBMITTAL #4	6/24/26
	CUP APPLICATION RESUBMITTAL #5	7/15/26

LICENSED ARCHITECT
JIMMY DON FRY
C-26710
REN. 9-30-2027
STATE OF CALIFORNIA

PROJECT ADDRESS
8930 VILLAGE AVENUE
SUN VALLEY
CALIFORNIA 91352

DRAWING TITLE
ENLARGED SITE PLAN
ADMIN/CHAPEL/
LIBRARY BUILDING

DRAWN BY
ISSUE DATE: 7/15/26
JOB NUMBER
DRAWING SCALE: AS NOTED
APPROVED BY:

DRAWING NUMBER
A0.11B

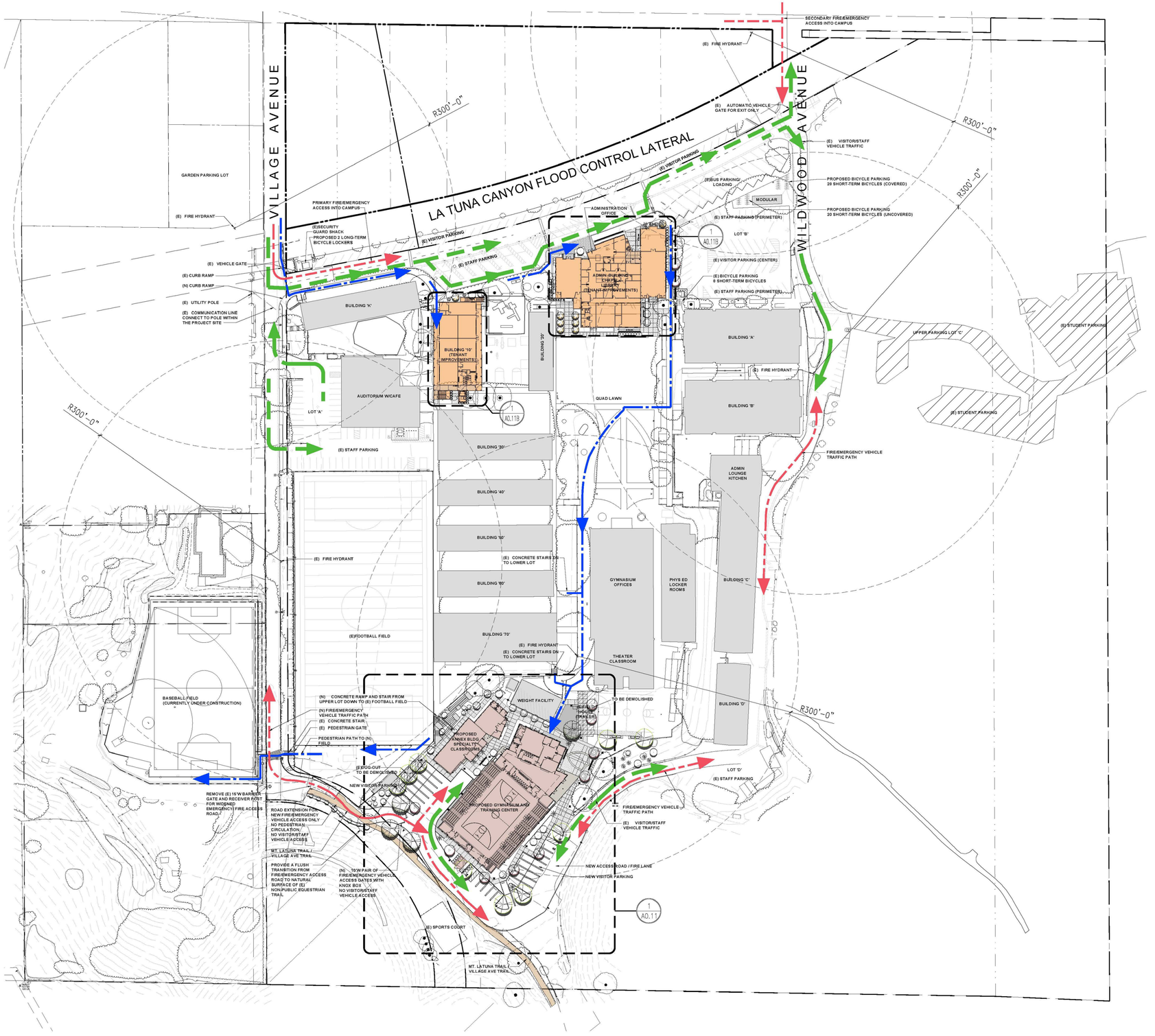

1 TRAFFIC WITHIN MASTER SITE PLAN
SCALE: 1/64" = 1'-0"

010 40
5 20 37.5

SITE PLAN LEGEND

- EXISTING BUILDING STRUCTURE TO REMAIN. N.I.C.
- NEW BUILDING STRUCTURE
- TENANT IMPROVEMENT TO EXISTING BUILDING STRUCTURE
- EXISTING BUILDING STRUCTURE TO BE REMOVED
- VISITOR/STAFF VEHICLE TRAFFIC PATTERN
- PEDESTRIAN TRAFFIC PATTERN
- FIRE/EMERGENCY VEHICLE TRAFFIC PATTERN
- EXISTING FIRE HYDRANT
- 300'-0" DISTANCE FROM EXISTING FIRE HYDRANT

FIRE DEPARTMENT NOTES

1. ONE OR MORE KNOX BOXES WILL BE REQUIRED TO BE INSTALLED FOR LAFD ACCESS TO PROJECT LOCATION AND NUMBER TO BE DETERMINED BY LAFD FIELD INSPECTOR. (REFER TO FPB REQ #75).
2. FIRE LANE WIDTH SHALL NOT BE LESS THAN 20 FEET. WHEN A FIRE LANE MUST ACCOMMODATE THE OPERATION OF FIRE DEPARTMENT AERIAL LADDER APPARATUS OR WHERE FIRE HYDRANTS ARE INSTALLED, THOSE PORTIONS SHALL NOT BE LESS THAN 28 FEET IN WIDTH.
3. THE WIDTH OF PRIVATE ROADWAYS FOR GENERAL ACCESS USE AND FIRE LANES SHALL NOT BE LESS THAN 20 FEET, AND THE FIRE LANE MUST BE CLEAR TO THE SKY.
4. FIRE LANES, WHERE REQUIRED AND DEAD ENDING STREETS SHALL TERMINATE IN A CUL-DE-SAC OR OTHER APPROVED TURNING AREA. NO DEAD ENDING STREET OR FIRE LANE SHALL BE GREATER THAN 700 FEET IN LENGTH OR SECONDARY ACCESS SHALL BE REQUIRED.
5. SUBMIT PLOT PLANS INDICATING ACCESS ROAD AND TURNING AREA FOR FIRE DEPARTMENT APPROVAL.
6. ALL PARKING RESTRICTIONS FOR FIRE LANES SHALL BE POSTED AND/OR PAINTED PRIOR TO ANY TEMPORARY CERTIFICATE OF OCCUPANCY BEING ISSUED.
7. PLANS SHOWING AREAS TO BE POSTED AND/OR PAINTED, "FIRE LANE NO PARKING" SHALL BE SUBMITTED AND APPROVED BY THE FIRE DEPARTMENT PRIOR TO BUILDING PERMIT APPLICATION SIGN-OFF.
8. ELECTRIC GATES APPROVED BY THE FIRE DEPARTMENT SHALL BE TESTED BY THE FIRE DEPARTMENT PRIOR TO BUILDING AND SAFETY GRANTING A CERTIFICATE OF OCCUPANCY.
9. ALL PUBLIC STREET AND FIRE LANE CUL-DE-SACS SHALL HAVE THE CURBS PAINTED RED AND/OR BE POSTED "NO PARKING AT ANY TIME" PRIOR TO ISSUANCE OF CERTIFICATE OF OCCUPANCY OR TEMPORARY CERTIFICATE OF OCCUPANCY FOR ANY STRUCTURES ADJACENT TO THE CUL-DE-SAC.
10. NO FRAMING SHALL BE ALLOWED UNTIL THE ROADWAY IS INTALLED TO THE SATISFACTION OF THE FIRE DEPARTMENT.
11. THIS PROJECT IS LOCATED IN THE VERY HIGH FIRE HAZARD SEVERITY ZONE AND SHALL COMPLY WITH REQUIREMENTS SET FORTH IN THE CFC 2025 SECTION 4911 (CA WILDLAND-URBAN INTERFACE CODE, SEC 102.13).
12. IRRIGATED AND MANAGED GREENBELTS AROUND THE PERIMETER OF ALL STRUCTURES FOR A DISTANCE OF 100' SHALL BE CONSIDERED AS A BUFFER BETWEEN THE BRUSH AND THE PROPOSED PROJECT.
13. ALL LANDSCAPING SHALL USE FIRE-RESISTANT PLANTS AND MATERIALS. A LIST OF SUCH PLANTS IS AVAILABLE FROM THE CONTACT BRUSH CLEARANCE UNIT, 6262 VAN NUYS BLVD., ROOM 451 - VAN NUYS, CA 91401 (800)994-4444.
14. ALL STRUCTURES SHALL HAVE NONCOMBUSTIBLE ROOF. (NON-WOOD)
15. THE BRUSH IN THE AREA ADJACENT TO THE PROPOSED DEVELOPMENT SHALL BE CLEARED OR THINNED PERIODICALLY BY THE HOMEOWNER'S ASSOCIATION UNDER SUPERVISION TO THE LOS ANGELES CITY FIRE DEPARTMENT IN ORDER TO REDUCE THE RISK OF BRUSH FIRES SPREADING TO THE HOMES.
16. WHERE ACCESS FOR A GIVEN DEVELOPMENT REQUIRES ACCOMMODATION OF FIRE DEPARTMENT APPARATUS, OVERHEAD CLEARANCE SHALL NOT BE LESS THAN 14 FEET.
17. PER 5101.1, EMERGENCY RESPONDER RADIO COVERAGE TO BE INSTALLED IN THE NEW BUILDINGS. ALL NEW BUILDINGS SHALL HAVE APPROVED RADIO COVERAGE FOR EMERGENCY RESPONDERS WITHIN THE BUILDING BASED UPON THE EXITING COVERAGE LEVELS OF THE PUBLIC SAFETY COMMUNICATION SYSTEMS OF THE JURISDICTION AT THE EXTERIOR OF THE BUILDING. THIS SECTION SHALL NOT REQUIRE IMPROVE OF THE EXISTING PUBLIC SAFETY COMMUNICATION SYSTEMS. (WHERE APPLICABLE)
18. ANY ROOF ELEVATION CHANGES IN EXCESS OF 3 FEET MAY REQUIRE THE INSTALLATION OF SHIPS LADDER.
19. ENTRANCE TO THE MAIN LOBBY SHALL BE LOCATED OFF THE ADDRESS SIDE OF THE BUILDING.
20. ANY REQUIRED FIRE ANNUNCIATOR PANEL OR FIRE CONTROL ROOM SHALL BE LOCATED WITHIN 20FT VISUAL LINE OF SITE OF THE MAIN ENTRANCE, STAIRWELL OR TO THE SATISFACTION OF THE FIRE DEPARTMENT.
21. ADEQUATE OFF-SITE PUBLIC AND ON-SITE PRIVATE FIRE HYDRANTS MAY BE REQUIRED. THEIR NUMBER AND LOCATION TO BE DETERMINED AFTER THE FIRE DEPARTMENT'S REVIEW OF THE PLOT PLAN.
22. ANY REQUIRED FIRE HYDRANTS TO BE INSTALLED SHALL BE FULLY OPERATIONAL AND ACCEPTED BY THE FIRE DEPATMENT PRIOR TO ANY BUILDING CONSTRUCTION.

APPROVAL STAMPS

Franco & Associates Inc.
12345 Ventura Blvd. H
Studio City, CA 91604
Tel 818 754-2030
Fax 818 754-2032
Architecture

PROJECT
VILLAGE CHRISTIAN SCHOOL
NEW SCOPE AND TENANT IMPROVEMENTS
8930 VILLAGE AVENUE
SUN VALLEY, CA 91352

CHRISTUS CENTRO SINCE 1949

REV	DESCRIPTION	DATE
	CASE MANAGEMENT MEETING	5/27/25
	CUP APPLICATION SUBMITTAL	11/3/25
	CUP APPLICATION RESUBMITTAL	1/12/26
	BOE EXHIBIT SUBMITTAL	4/17/26
	CUP APPLICATION RESUBMITTAL #2	4/21/26
	CUP APPLICATION RESUBMITTAL #3	6/5/26
	CUP APPLICATION RESUBMITTAL #4	6/24/26
	CUP APPLICATION RESUBMITTAL #5	7/15/26

LICENSED ARCHITECT
JIMMY DON FRITZ
C-26710
REN: 9-30-2027
STATE OF CALIFORNIA

PROJECT ADDRESS
8930 VILLAGE AVENUE
SUN VALLEY
CALIFORNIA 91352

DRAWING TITLE
VEHICLE AND PEDESTRIAN TRAFFIC PLAN

DRAWN BY
ISSUE DATE 7/15/26
JOB NUMBER
DRAWING SCALE AS NOTED
APPROVED BY:

DRAWING NUMBER
A0.12

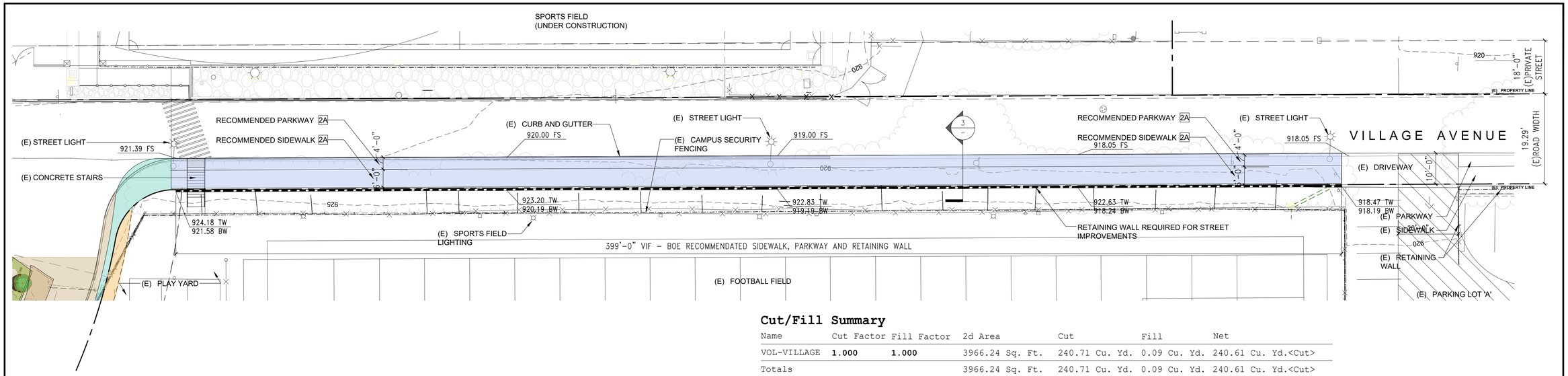

Cut/Fill Summary

Name	Cut Factor	Fill Factor	2d Area	Cut	Fill	Net
VOL-VILLAGE	1.000	1.000	3966.24 Sq. Ft.	240.71 Cu. Yd.	0.09 Cu. Yd.	240.61 Cu. Yd.<Cut>
Totals			3966.24 Sq. Ft.	240.71 Cu. Yd.	0.09 Cu. Yd.	240.61 Cu. Yd.<Cut>

1 ENLARGED PLAN AT STREET

SCALE: 1/16" = 1'-0"

0 10 40
5 20 37.5

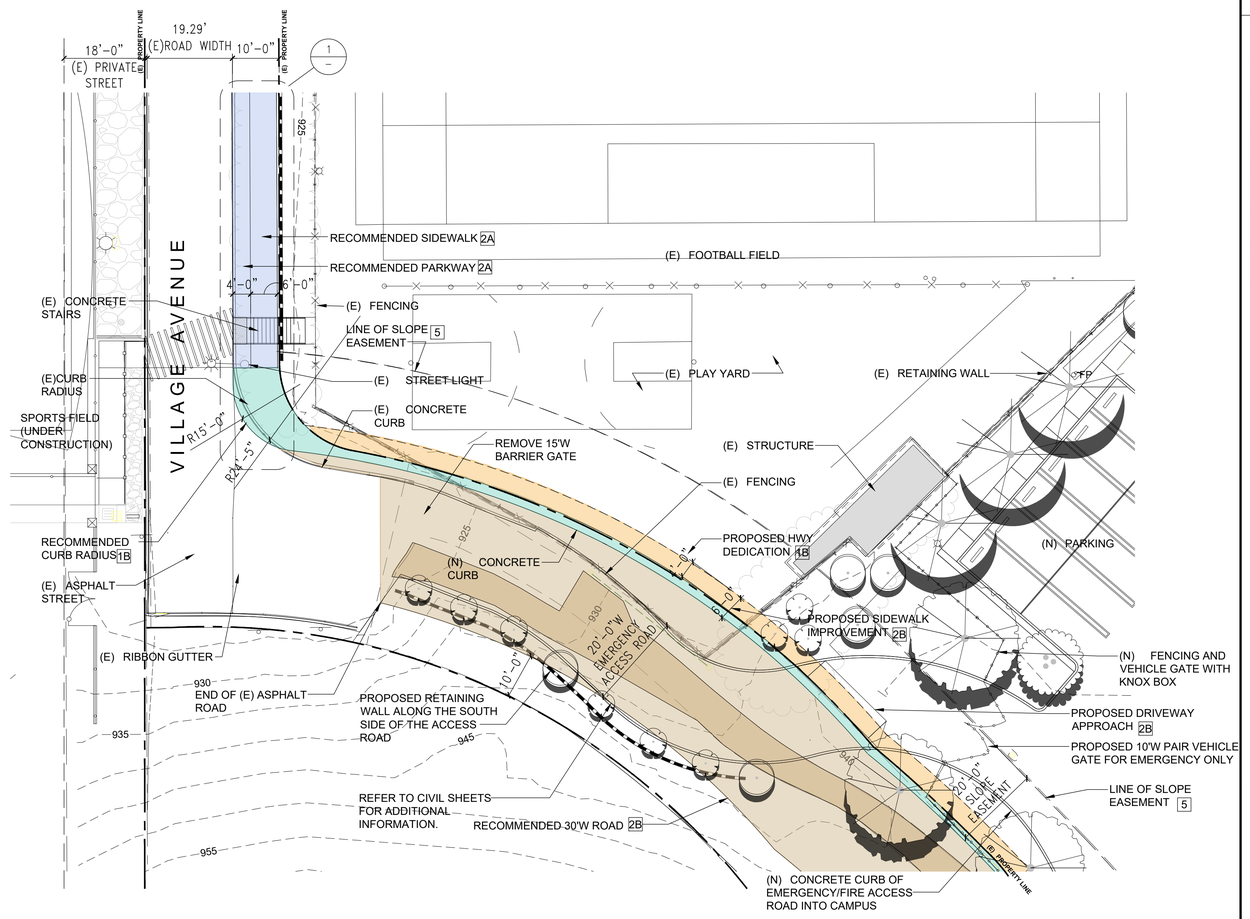

2 ENLARGED PLAN AT EMERGENCY ACCESS ROAD

SCALE: 1/16" = 1'-0"

0 10 40
5 20 37.5

SITE PLAN LEGEND

- (E) PROPERTY LINES
- (N) RETAINING WALL, REFER TO CIVIL SHEETS FOR ADD'L INFO
- SIDEWALK AND PARKWAY IMPROVEMENT AREA
- HIGHWAY DEDICATION
- SIDEWALK IMPROVEMENT AREA
- STREET IMPROVEMENT AREA
- EXISTING NON-PUBLIC EQUESTRIAN TRAIL TO REMAIN

PLAN KEY NOTES

ALL PLAN KEYNOTES ARE IDENTIFIED BY A " [–] " WITH CORRESPONDING NUMBER BELOW.
THE ITEMS LISTED BELOW WITH ~~STRIKE THROUGH~~ ARE BOE RECOMMENDATIONS THE OWNER IS REQUESTING TO WAIVE.

1. DEDICATION REQUIRED:
   - ~~A - Village Avenue West of Property (Limited Local Street) - None.~~
   - ~~B - Village Avenue Southwest of Property (Limited Local Street) - A 4-foot wide strip of land along the property frontage to complete a 10-foot wide limited local street border and a 15-foot radius property line return.~~
2. IMPROVEMENTS REQUIRED:
   - ~~A - Village Avenue West of Property - Construct a 6-foot wide concrete sidewalk and a 4-foot landscape parkway within a 10-foot border to join the existing improvements. Remove and replace the existing curb ramp and construct curb ramp at the main entrance to the school.~~
   - ~~B - Village Avenue Southwest of Property - Construct suitable surfacing to join the existing improvements to complete a 30-foot wide full-width roadway, concrete curbs and gutters. Construct 6-foot wide concrete sidewalks along the northeast side of the property. Construct new driveway approaches to comply with ADA requirements. These improvements should suitably transition to join the existing improvements satisfactory to the City Engineer.~~

   NOTES:
   - Broken curb and/or gutter includes segments within existing score lines that are depressed or upraised by more than $\frac{1}{4}$ inch from the surrounding concrete work or are separated from the main body of the concrete piece by a crack through the entire vertical segment and greater than $\frac{1}{8}$ inch at the surface of the section.
   - Non-ADA compliant sidewalk shall include any sidewalk that has a cross slope that exceeds 2% and/or is depressed or upraised by more than $\frac{1}{4}$ inch from the surrounding concrete work or has full concrete depth cracks that have separations greater than $\frac{1}{8}$ inch at the surface. The sidewalk also includes that portion of the pedestrian path of travel across a driveway.
   - All new sidewalk curb and gutter shall conform to the Bureau of Engineering Standard Plans S410-2, S440-4, S442-6 and S444-0.
   - ~~All driveways and curb ramps shall be brought up to City Standards to comply with ADA requirements.~~
   - ~~Install tree wells with roof barriews and plant street trees satisfactory to the City Engineer and the Urban Forestry Division of the Bureau of Street Services. The applicant should contact the Urban Forestry Division for further information.~~
   - ~~Street Lighting may be required satisfactory to the Bureau of Street Lighting.~~
   - ~~Department of Transportation may have additional requirements for dedication and improvements.~~
   - ~~Refer to the Department of Transportation regarding traffic signals, signs and equipment.~~
   - Regarding any conflicts with power pole matters, contact the Department of Water and Power.
   - Refer to the Fire Department Hydrants and Access Unit regarding fire hydrants.
3. Provide proper drainage for street being improved and for the site being developed.
4. There is an existing sewer mainline Village Avenue. Extension of house connection sewer laterals may be required. All sewerage facilities charges and bonded sewer fees are to be paid prior to obtaining a building permit.
5. There is a 20-foot wide slope easement within the property. The applicant may file an application with the BOE - Land Development Group for review and consideration to quitclaim the easement.
6. Construct the necessary retaining wall(s) as required by the Valley District Office B-Permit Group.
7. Submit a parking area and driveway plan to the Valley District Office of the Bureau of Engineering and the Department of Transportation for review and approval.

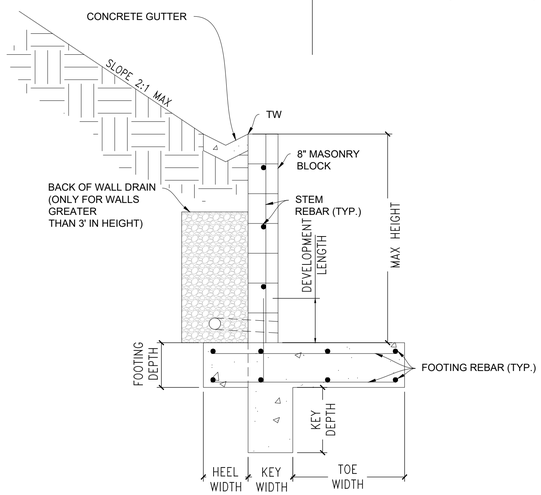

3 TYPICAL RETAINING WALL

SCALE: NOT TO SCALE

APPROVAL STAMPS

Franco & Associates Inc.
Architecture
12345 Ventura Blvd. H
Studio City, CA 91604
Tel 818 754-2030
Fax 818 754-2032

PROJECT
VILLAGE CHRISTIAN SCHOOL
NEW SCOPE AND TENANT IMPROVEMENTS
8930 VILLAGE AVENUE
SUN VALLEY, CA 91352

REV	DESCRIPTION	DATE
	CASE MANAGEMENT MEETING	5/27/25
	CUP APPLICATION SUBMITTAL	11/3/25
	CUP APPLICATION RESUBMITTAL	1/12/26
	BOE EXHIBIT SUBMITTAL	4/17/26
	CUP APPLICATION RESUBMITTAL #2	4/21/26
	CUP APPLICATION RESUBMITTAL #3	6/5/26
	CUP APPLICATION RESUBMITTAL #4	6/24/26
	CUP APPLICATION RESUBMITTAL #5	7/15/26

LICENSED ARCHITECT
JIMMY DON FRY
C-26710
9-30-2027
STATE OF CALIFORNIA

PROJECT ADDRESS
8930 VILLAGE AVENUE
SUN VALLEY
CALIFORNIA 91352

DRAWING TITLE
BOE EXHIBIT
SIDEWALK, HWY DED AND EASEMENTS

DRAWN BY:
ISSUE DATE: 7/15/26
JOB NUMBER:
DRAWING SCALE: AS NOTED
APPROVED BY:

DRAWING NUMBER
A0.13

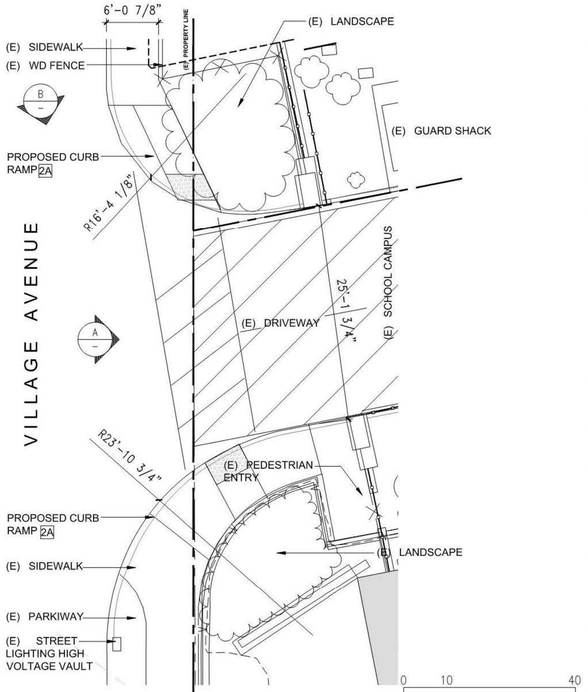

NOTE: CURB RAMP DESIGN TO BE FINALIZED DURING PLAN CHECK.

1 ENLARGED PLAN AT CAMPUS ENTRY

SCALE: 1/8" = 1'-0"



NOTES:
1. CURB RAMP DESIGN TO BE FINALIZED DURING PLAN CHECK.
2. TRAIL SHOWN AS EXISTING.
3. ALL TRAIL WIDTHS AND GRADES TO BE FIELD VERIFIED.

0 10 40
5 20 37.5

2 ENLARGED PLAN AT EMERGENCY ACCESS ROAD

SCALE: 1/16" = 1'-0"

SITE PLAN LEGEND

(E) PROPERTY LINES

EXISTING NON-PUBLIC EQUESTRIAN TRAIL TO REMAIN

PLAN KEY NOTES

ALL PLAN KEYNOTES ARE IDENTIFIED BY A " [-] " WITH CORRESPONDING NUMBER BELOW.
THE ITEMS LISTED BELOW WITH ~~STRIKE THROUGH~~ ARE BOE RECOMMENDATIONS THE OWNER IS REQUESTING TO WAIVE.

1. ~~DEDICATION REQUIRED:~~
   - ~~A - Village Avenue West of Property (Limited Local Street) - None.~~
   - ~~B - Village Avenue Southwest of Property (Limited Local Street) - A 4-foot wide strip of land along the property frontage to complete a 10-foot wide limited local street border and a 15-foot radius property line return.~~
2. IMPROVEMENTS REQUIRED:
   - ~~A - Village Avenue West of Property - Construct a 6-foot wide concrete sidewalk and a 4-foot landscape parkway within a 10-foot border to join the existing improvements.~~ Remove and replace the existing curb ramp and construct curb ramp at the main entrance to the school.
   - ~~B - Village Avenue Southwest of Property - Construct suitable surfacing to join the existing improvements to complete a 30-foot wide full-width roadway, concrete curbs and gutters. Construct 6-foot wide concrete sidewalks along the northeast side of the property. Construct new driveway approaches to comply with ADA requirements. These improvements should suitably transition to join the existing improvements satisfactory to the City Engineer.~~

NOTES:
- Broken curb and/or gutter includes segments within existing score lines that are depressed or upraised by more than $\frac{1}{4}$ inch from the surrounding concrete work or are separated from the main body of the concrete piece by a crack through the entire vertical segment and greater than $\frac{1}{8}$ inch at the surface of the section.
- Non-ADA compliant sidewalk shall include any sidewalk that has a cross slope that exceeds 2% and/or is depressed or upraised by more than $\frac{1}{4}$ inch from the surrounding concrete work or has full concrete depth cracks that have separations greater than $\frac{1}{8}$ inch at the surface. The sidewalk also includes that portion of the pedestrian path of travel across a driveway.
- All new sidewalk curb and gutter shall conform to the Bureau of Engineering Standard Plans S410-2, S440-4, S442-6 and S444-0.
- ~~All driveways and curb ramps shall be brought up to City Standards to comply with ADA requirements.~~
- ~~Install tree wells with roof barriews and plant street trees satisfactory to the City Engineer and the Urban Forestry Division of the Bureau of Street Services. The applicant should contact the Urban Forestry Division for further information.~~
- ~~Street Lighting may be required satisfactory to the Bureau of Street Lighting.~~
- ~~Department of Transportation may have additional requirements for dedication and improvements.~~
- ~~Refer to the Department of Transportation regarding traffic signals, signs and equipment.~~
- Regarding any conflicts with power pole matters, contact the Department of Water and Power.
- Refer to the Fire Department Hydrants and Access Unit regarding fire hydrants.

3. Provide proper drainage for street being improved and for the site being developed.
4. There is an existing sewer mainline Village Avenue. Extension of house connection sewer laterals may be required. All sewerage facilities charges and bonded sewer fees are to be paid prior to obtaining a building permit.
5. There is a 20-foot wide slope easement within the property. The applicant may file an application with the BOE - Land Development Group for review and consideration to quitclaim the easement.
6. Construct the necessary retaining wall(s) as required by the Valley District Office B-Permit Group.
7. Submit a parking area and driveway plan to the Valley District Office of the Bureau of Engineering and the Department of Transportation for review and approval.

EXISTING SITE PHOTOS - REFER TO ENLARGED PLANS ABOVE



A - VIEW EAST TOWARD CAMPUS ENTRY

B - VIEW SOUTH TOWARD CAMPUS ENTRY

C - STREET VIEW WEST



D - TRAIL VIEW EAST



E - TRAIL VIEW WEST



F - TRAIL VIEW EAST

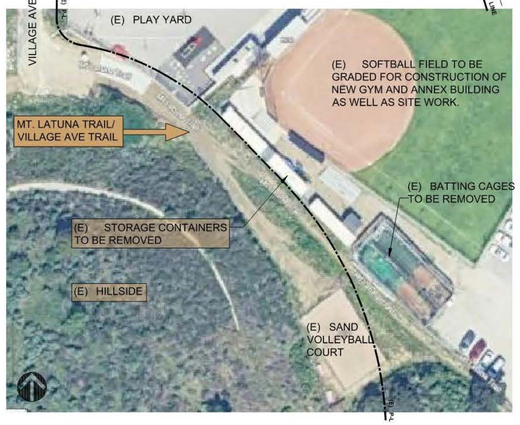

APPROVAL STAMPS

Franco & Associates Inc.
Architecture
12345 Ventura Blvd. H
Studio City, CA 91604
Tel 818 754-2030
Fax 818 754-2032

PROJECT

VILLAGE CHRISTIAN SCHOOL
NEW SCOPE AND TENANT IMPROVEMENTS
8930 VILLAGE AVENUE
SUN VALLEY, CA 91352

CHRISTUS-CENTRO SINCE 1940

REV	DESCRIPTION	DATE
	CASE MANAGEMENT MEETING	5/27/25
	CUP APPLICATION SUBMITTAL	11/3/25
	CUP APPLICATION RESUBMITTAL	1/12/26
	BOE EXHIBIT SUBMITTAL	4/17/26
	CUP APPLICATION RESUBMITTAL #2	4/21/26
	CUP APPLICATION RESUBMITTAL #3	6/5/26
	CUP APPLICATION RESUBMITTAL #4	6/24/26
	CUP APPLICATION RESUBMITTAL #5	7/15/26

LICENSED ARCHITECT JIMMY DON FRANCO C-26710 REN. 9-30-2027 STATE OF CALIFORNIA

PROJECT ADDRESS
8930 VILLAGE AVENUE
SUN VALLEY
CALIFORNIA 91352

DRAWING TITLE
BOE EXHIBIT
CURB RAMPS AND NON-PUBLIC TRAIL

DRAWN BY	ISSUE DATE 7/15/26
JOB NUMBER	DRAWING SCALE AS NOTED
APPROVED BY:	

DRAWING NUMBER
A0.14

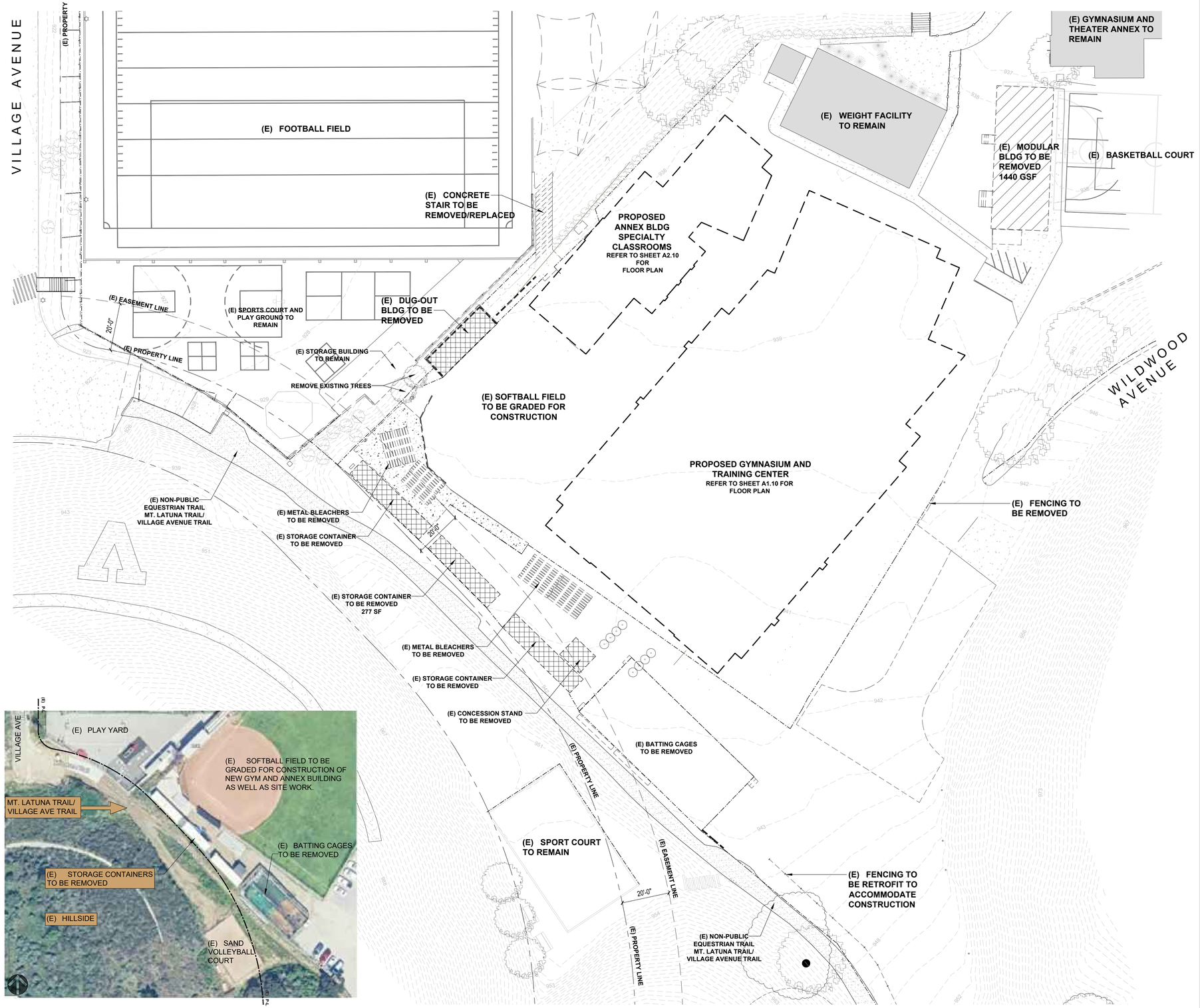

1 PARTIAL SITE DEMO PLAN
SCALE: 1" = 20 FEET

SITE PLAN LEGEND

- EXISTING PERMITTED BUILDING / STRUCTURE TO REMAIN (N.I.C.)
- EXISTING PERMITTED BUILDING / STRUCTURE TO BE REMOVED
- EXISTING NON-PERMITTED BUILDING / STRUCTURE TO BE REMOVED
- EXISTING NON-PUBLIC EQUESTRIAN TRAIL TO REMAIN
- LINE OF PROPOSED BUILDINGS
- (E) PROPERTY LINE

GENERAL SITE DEMO PLAN NOTES

1. ALL EXISTING TREES ARE TO REMAIN UNLESS OTHERWISE STATED ON THIS PLAN OR WITHIN THE TREE REPORT AND LANDSCAPE PLANS.
2. CONTRACTOR TO PROTECT FROM DAMAGE ALL AREAS DESIGNATED AS "EXISTING TO REMAIN."
3. OBTAIN A SEWER CAPPING PLUMBING PERMIT, WHERE NECESSARY.
4. AN 8-FOOT HIGH CHAINLINK FENCE MUST BE PROVIDED TO PREVENT UNAUTHORIZED ENTRY TO THE VACANT AREA AFTER DEMOLITION.
5. METHOD OF DEMOLITION: DOZER OR LOADER WRECKING: 1 OR 2 STORIES, MAXIMUM 24 FEET HEIGHT BUILDING WITH YARDS GREATER THAN THE HEIGHT OF THE BUILDING.
6. ALL DEBRIS SHALL BE WET AT ALL TIME OF HANDLING TO PREVENT DUST.
7. NO STRUCTURAL MEMBER IN ANY STORY SHALL BE DEMOLISHED UNTIL THE STORY ABOVE IS COMPLETELY REMOVED.
8. THERE WILL BE NO FREE FALL DUMPING OVER EXTERIOR WALL FOR A HEIGHT OF MORE THAN 25 FEET.
9. CALL FOR INSPECTION AT LEAST 24 HOURS BEFORE STARTING WORK.
10. APPROVAL OF PROTECTION AT LEAST 24 HOURS BEFORE STARTING WORK.
11. APPROVAL OF PROTECTION FENCES AND CANOPIES IS REQUIRED PRIOR TO DEMOLITION.
12. ALL BASEMENT FILLS SHALL BE CLEAN AND UNIFORM.
13. STORAGE OF MATERIALS ON FLOORS SHALL NOT EXCEED PSF LIVE LOAD.
14. A 30-DAY WRITTEN NOTICE OF EXCAVATION TO ADJACENT PROPERTY OWNER(S) IS REQUIRED IF EXCAVATION DEPTH IS LARGER THAN THE DISTANCE TO THE PROPERTY LINES PER IB P/BC 2026-060.
15. A COPY OF THE 'STORM WATER POLLUTION CONTROL' (FORM GRN1) SHALL BE ATTACHED TO THE PLANS.

LADBS CITY OF LOS ANGELES DEPARTMENT OF BUILDING & SAFETY

STORM WATER POLLUTION CONTROL			
Reference No.:		Effective:	
Document No.:	Form GRN 1	Revised:	01/01/26
Previously Issued as:			

City of Los Angeles – Department of Building & Safety

STORM WATER POLLUTION CONTROL

(2026 Los Angeles Green Building Code)

Storm Water Pollution Control Requirements for Construction Activities
Minimum Water Quality Protection Requirements for All Construction Projects

The following notes shall be incorporated in the approved set of construction/grading plans and represents the minimum standards of good housekeeping which must be implemented on all construction projects.

Construction means constructing, clearing, grading or excavation that result in soil disturbance. Construction includes structure teardown (demolition). It does not include routine maintenance to maintain original line and grade, hydraulic capacity, or original purpose of facility; emergency construction activities required to immediately protect public health and safety; interior remodeling with no outside exposure of construction material or construction waste to storm water; mechanical permit work; or sign permit work. (Order No. 01-182, NPDES Permit No. CAS004001 – Part 5: Definitions)

1. Eroded sediments and pollutants shall be retained on site and shall not be transported from the site via sheet flow, swales, area drains, natural drainage or wind.

2. Stockpiles of earth and other construction-related materials shall be covered and/or protected from being transported from the site by wind or water.

3. Fuels, oils, solvents and other toxic materials must be stored in accordance with their listing and shall not contaminate the soil nor the surface waters. All approved toxic storage containers are to be protected from the weather. Spills must be cleaned up immediately and disposed of properly and shall not be washed into the drainage system.

4. Non-storm water runoff from equipment and vehicle washing and any other activity shall be contained on the project site.

5. Excess or waste concrete may not be washed into the public way or any drainage system. Provisions shall be made to retain concrete waste on-site until it can be appropriately disposed of or recycled.

6. Trash and construction –related solid wastes must be deposited into a covered receptacle to prevent contamination of storm water and dispersal by wind.

7. Sediments and other materials shall not be tracked from the site by vehicle traffic. The construction entrance roadways must be stabilized so as to inhibit sediments from being deposited into the street/public ways. Accidental depositions must be swept up immediately and may not be washed down by rain or by any other means.

8. Retention basins of sufficient size shall be provided to retain storm water runoff on-site and shall be properly located to collect all tributary site runoff.

9. Where retention of storm water runoff on-site is not feasible due to site constraints, runoff may be conveyed to the street and the storm drain system provided that an approved filtering system is installed and maintained on-site during the construction duration.

As a covered entity under Title II of the Americans with Disabilities Act, the City of Los Angeles does not discriminate on the basis of disability and, upon request, will provide reasonable accommodation to ensure equal access to its programs, services and activities.

APPROVAL STAMPS

Franco & Associates Inc.
12345 Ventura Blvd. H
Studio City, CA 91604
Tel 818 754-2030
Fax 818 754-2032
Architecture

PROJECT
VILLAGE CHRISTIAN SCHOOL
NEW SCOPE AND TENANT IMPROVEMENTS
8930 VILLAGE AVENUE
SUN VALLEY, CA 91352

CHRISTUS-CENTRO SINCE 1940

REV	DESCRIPTION	DATE
	CASE MANAGEMENT MEETING	5/27/25
	CUP APPLICATION SUBMITTAL	11/3/25
	CUP APPLICATION RESUBMITTAL	1/12/26
	BOE EXHIBIT SUBMITTAL	4/17/26
	CUP APPLICATION RESUBMITTAL #2	4/21/26
	CUP APPLICATION RESUBMITTAL #3	6/5/26
	CUP APPLICATION RESUBMITTAL #4	6/24/26
	CUP APPLICATION RESUBMITTAL #5	7/15/26

LICENSED ARCHITECT
JIMMY DON PRYOR
C-26710
REN. 9-30-2027
STATE OF CALIFORNIA

PROJECT ADDRESS
8930 VILLAGE AVENUE
SUN VALLEY
CALIFORNIA 91352

DRAWING TITLE
ENLARGED SITE PLAN
DEMOLITION PLAN

DRAWN BY
ISSUE DATE
7/15/26
JOB NUMBER
DRAWING SCALE
AS NOTED
APPROVED BY:

DRAWING NUMBER
A1.00

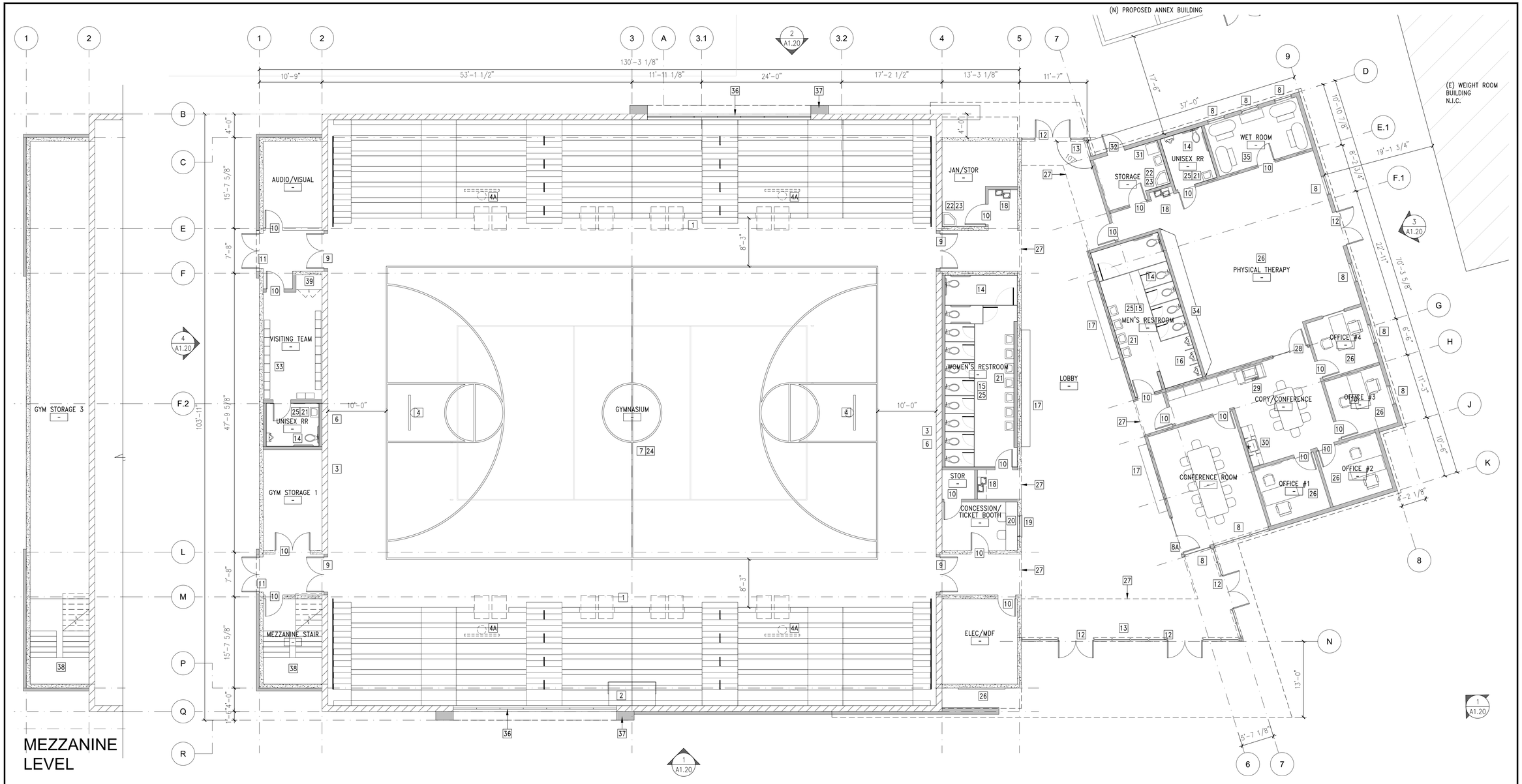

1 GYMNASIUM - PROPOSED FLOOR PLAN

SCALE: 1/8" = 1'-0"

WALL LEGEND

- 12" CMU WALL CONSTRUCTION
- 8" CMU WALL CONSTRUCTION
- METAL STUD WALL CONSTRUCTION

FLOOR PLAN KEY NOTES

1. RETRACTABLE BLEACHERS WITH POLYMER SEATS. BLEACHERS TO PROVIDE SEATING FOR A MAX OF 700 VISITORS. MANUF: TBD, MODEL: IRWIN VERSA TRACT
2. PROVIDE A 4'x8' VIDEO PLATFORM THAT CAN BE REMOVED/PLACED WHEN NEEDED. VIDEO PLATFORM EQUIPPED WITH GUARDRAILS.
3. INSTALL VINYL WALL PADS ON ALL EXPOSED WALL SURFACES OF THE GYMNASIUM.
4. INSTALL RETRACTABLE, MOTORIZED BACKBOARD AT EACH END OF THE COURT, AS SHOWN. PROVIDE (4) ADDITIONAL RETRACTABLE, MOTORIZED BACKBOARDS FOR PRACTICE COURTS.

4A. INSTALL RETRACTABLE, MOTORIZED BACKBOARD AT PRACTICE COURTS.

5. INSTALL A PA SYSTEM TO INCLUDE SPEAKERS AND MICROPHONE.
6. INSTALL AN ELECTRONIC SCOREBOARD WITH TIME CLOCK. TO BE INSTALLED AT EACH END OF THE COURT.
7. PROVIDE COURT STRIPING FOR A 50'x84' BASKETBALL AND STANDARD VOLLEYBALL COURTS. STRIPING COLOR TBD. PROVIDE SCHOOL LOGO AT CENTER COURT.
8. ALUMINUM STOREFRONT WITH BRONZE ANOD FINISH. PROVIDE FULL-HT SYSTEM. MANUF: ARCADIA INC., MODEL: AFG451 – OR APPROVED SIMILAR.

8A. ALUMINUM STOREFRONT DOOR WITH SIDELIGHT IN BRONZE ANOD FINISH. MANUF: ARCADIA INC., MODEL: AFG451 – OR APPROVED SIMILAR.

9. PROVIDE 8'H, SOLID WOOD DOOR WITHIN A HOLLOW METAL FRAME. DOOR FINISH TO BE CLEAR MAPLE. HOLLOW METAL FRAME TO BE PAINTED. COLOR TBD.
10. PROVIDE 7'H, SOLID WOOD DOOR WITHIN A HOLLOW METAL FRAME. DOOR FINISH TO BE CLEAR MAPLE. HOLLOW METAL FRAME TO BE PAINTED. COLOR TBD.
11. PROVIDE 8'H, HOLLOW METAL DOOR WITHIN A HOLLOW METAL FRAME. DOOR FINISH TO BE PAINTED. HOLLOW METAL FRAME TO BE PAINTED. COLOR TBD. DOOR TO BE EXIT ONLY.
12. PROVIDE 8'H, STOREFRONT DOOR WITH MEDIUM STILES. DOOR FINISH TO BE BRONZE ANOD. MANUF: ARCADIA INC., MODEL: AFG451 – OR APPROVED SIMILAR.
13. PROVIDE CURTAIN WALL WITH FRAME FINISH TO MATCH STANDARD STOREFRONT. CURTAIN WALL FRAME FINISH TO MATCH BRONZE ANOD. PROVIDE LAMINATED GLASS.
14. PROVIDE FLOOR-MTD TOILETS WITH AUTOMATIC FLUSH TO MEET CURRENT CODE REQUIREMENTS.
15. PROVIDE OVER-HEAD BRACED TOILET PARTITIONS. COLOR TBD. MANUF: ACCU-TEC, MODEL: PHENOLIC – OR APPROVED SIMILAR.
16. PROVIDE 18"W FLOOR-CEILING MOUNTED URINAL SCREENS. COLOR TBD. MANUF: ACCU-TEC, MODEL: PHENOLIC – OR APPROVED SIMILAR.
17. PROVIDE 18"W GLASS TROPHY CASE WITH LIGHTING. TROPHY CASE TO BE LOCKABLE. DESIGN AND ADDITIONAL FINISHES TO BE DESIGNED.
18. INSTALL DRINKING FOUNTAIN WITH CHILLER AND BOTTLE FILLER. MANUF: ELKAY, MODEL: LZSTLBWSSP-W1 – OR APPROVED SIMILAR.
19. INSTALL MOTORIZED, ROLL-DOWN SERVICE WINDOW ON STAINLESS STEEL COUNTER.
20. PLAM LOWER CABINET, LOCKABLE WITH OPEN KNEE SPACE CENTERED ON WINDOW OPENING. PROVIDE A STAINLESS STEEL COUNTER. LOWER CABINET DESIGN AND FINISH TBD.
21. INSTALL WALL-MOUNTED LAVATORY WITH CONCEALED ARM SYSTEM. MANUF: ZURN, MODEL: Z1231 – OR APPROVED SIMILAR
22. INSTALL JANITOR MOP SINK, WALL-MOUNTED SHELF, SOAP AND PAPER TOWEL DISPENSER.
23. INSTALL FRP ABOVE FLOOR BASE TO 48"AFF., ALL WALLS. COLOR TBD.
24. INSTALL WOOD SPORTS FLOORING THROUGHOUT GYMNASIUM.
25. INSTALL WALL TILE TO ALIGN WITH TOP OF DOOR FRAME. WALL TILE SPEC AND PATTERN TO BE DESIGNED.
26. DIE-CAST MTL SCHOOL CREST MOUNTED ON BLDG WALL. SIGNAGE LIT FROM FRONT.
27. LINE OF DROP CEILING ABOVE.
28. PROVIDE A 7'H STOREFRONT DOOR AND ADJACENT 3'W SIDELIGHT.
29. PROVIDE ELEC/TELE/DATA FOR COPIER. COPIER TO BE SUPPLIED/INSTALLED BY OWNER.
30. PROVIDE UPPER/LOWER CABINET WITH SOLID SURFACE COUNTER AND BACKSPLASH. INSTALL A DROP-IN, SINGLE-COMPARTMENT SS SINK.
31. PROVIDE POWER AND WATER LINE FOR STANDALONE ICE MACHINE.
32. PROVIDE 7'H, HOLLOW METAL DOOR WITHIN A HOLLOW METAL FRAME. DOOR FINISH TO BE PAINTED. HOLLOW METAL FRAME TO BE PAINTED. COLOR TBD.
33. PROVIDE BENCHES FOR A MINIMUM OF 20 PLAYERS.
34. INSTALL FULL-HT MIRRORS ALONG THIS INTERIOR WALL.
35. CREATE A WET ROOM WHERE THE FLOOR AND WALLS ARE FINISHED WITH TILE. LIGHT FIXTURES TO HAVE WET LABEL. PLUMBING AND ELECTRICAL TO SUPPORT (2) WHIRLPOOL TUBS AND (2) COLD/ICE PLUNGE TUBS.
36. INSTALL A KALWALL SYSTEM.
37. METAL FRAMED PILASTER FINISHED WITH STUCCO.
38. STEEL STAIR STRINGERS WITH LT WT CONCRETE FILLED TREAD PAN.
39. PROVIDE FULL-HEIGHT CABINET FOR TEAM STORAGE.

APPROVAL STAMPS

Franco & Associates Inc.
Architecture
12345 Ventura Blvd. H
Studio City, CA 91604
Tel 818 754-2030
Fax 818 754-2032

PROJECT

VILLAGE CHRISTIAN SCHOOL
NEW SCOPE AND TENANT IMPROVEMENTS
8930 VILLAGE AVENUE
SUN VALLEY, CA 91352

REV	DESCRIPTION	DATE
	CASE MANAGEMENT MEETING	5/27/25
	CUP APPLICATION SUBMITTAL	11/3/25
	CUP APPLICATION RESUBMITTAL	1/12/26
	BOE EXHIBIT SUBMITTAL	4/17/26
	CUP APPLICATION RESUBMITTAL #2	4/21/26
	CUP APPLICATION RESUBMITTAL #3	6/5/26
	CUP APPLICATION RESUBMITTAL #4	6/24/26
	CUP APPLICATION RESUBMITTAL #5	7/15/26

LICENSED ARCHITECT
JIMMY DON FRANCO
C-26710
REN. 9-30-2027
STATE OF CALIFORNIA

PROJECT ADDRESS
8930 VILLAGE AVENUE
SUN VALLEY
CALIFORNIA 91352

DRAWING TITLE
GYMNASIUM
PROPOSED FLOOR PLAN

DRAWN BY
ISSUE DATE
7/15/26
JOB NUMBER
DRAWING SCALE
AS NOTED
APPROVED BY:

DRAWING NUMBER
A1.10

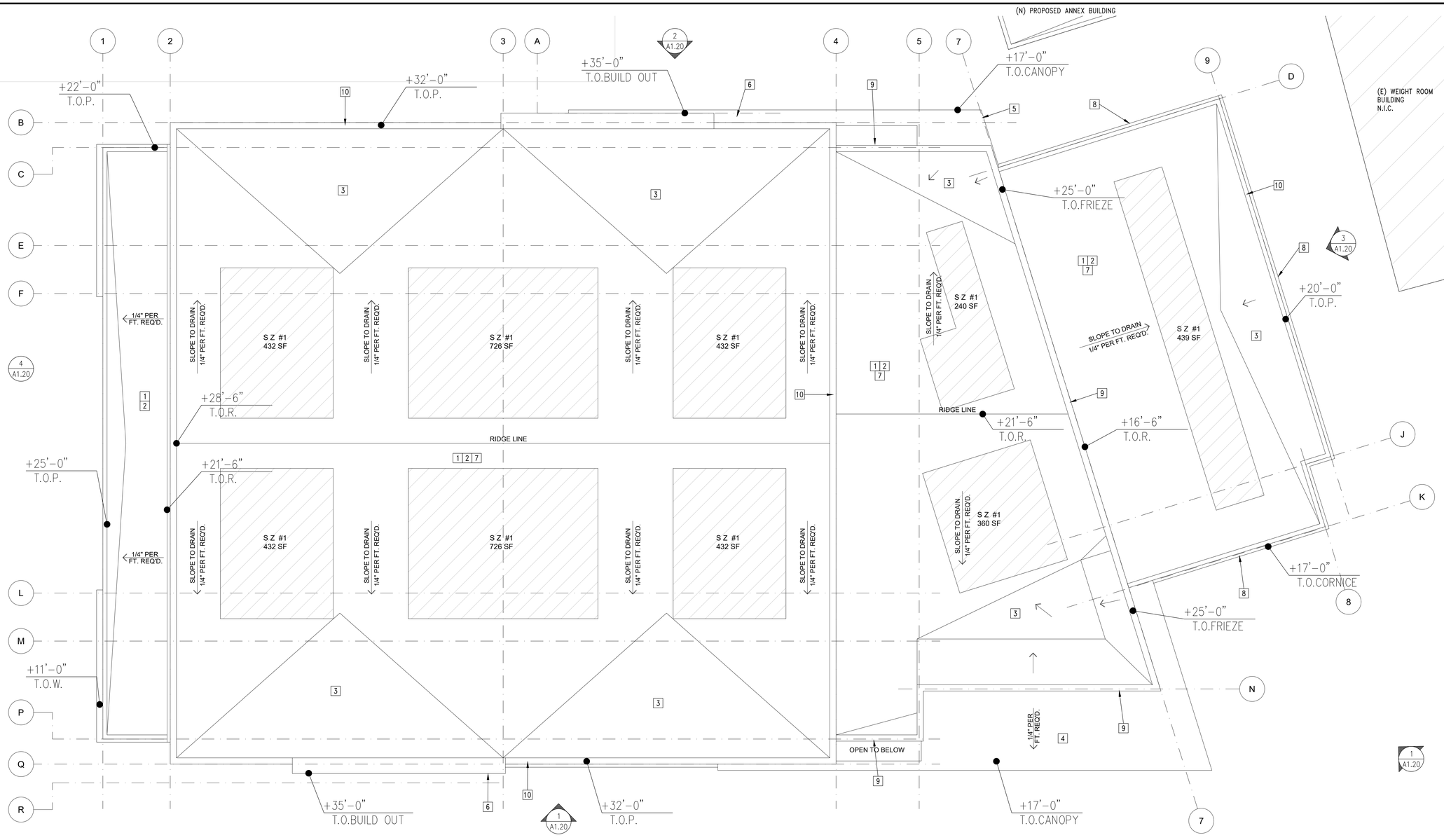

1 GYMNASIUM - PROPOSED ROOF PLAN

SCALE: 1/8" = 1'-0"

ROOF PLAN LEGEND

PROPOSED SOLAR AREA

ROOF PLAN LEGEND

1. PROVIDE A CLASS-A ROOFING SYSTEM, THROUGHOUT (U.O.N.).
2. INSTALL A SINGLE-PLY TPO ROOFING SYSTEM TBD. INSTALL PER MANUF RECOMMENDATIONS.
3. PROVIDE CRICKET AS REQUIRED.
4. PROVIDE FOR CONCEALED GUTTER SYSTEM ALONG OUTSIDE EDGE OF OVERHANG. DRAINS TO BE HIDDEN WITHIN BUILDING WALLS. DESIGN TBD.
5. RUN-OFF TO SURFACE DRAIN TO SIDE OF BUILDING ENTRY/EXIT.
6. STUCCO PILASTER.
7. FIGURE FOR ROOFTOP HVAC UNITS AND ROOF AREA ALLOCATED FOR FUTURE SOLAR INSTALLATION, THROUGHOUT.
8. LINE OF FRIEZE BELOW.
9. LINE OF CORNICE.
10. PAINTED METAL COPING AT PARAPET TO MATCH ADJACENT WALL FINISH COLOR, THROUGHOUT (U.O.N.).
11. PER CA ENERGY CODE SUBCHAPTER 5, SECTION 140.10 SOLAR AND BATTERY STORAGE IS REQUIRED FOR THIS BUILDING.
    TOTAL ROOF AREA: 17,900 SF
    SOLAR ZONE AREA REQUIRED: 17,900 SF X .15 = 2,685 SF
    SOLAR ZONE AREA PROVIDED: (2)726 + (4)432 + 240 + 360 + 439 = 4,219 SF
    CLIMATE ZONE: 9
    GYMNASIUM: 13054 SF x 2.47 = 32.24 kW
    OFFICE: 1141 SF x 3.13 = 3.57 kW
    SCHOOL: 1067 SF x 1.63 = 1.74 kW
    (EXCLUDES AREA FOR RESTROOMS, STORAGE, IDF/MDF, ELEC, JANITOR)

FIRE DEPARTMENT NOTE:
ANY ROOF ELEVATION CHANGES IN EXCESS OF 3 FEET MAY REQUIRE THE INSTALLATION OF SHIPS LADDERS.

APPROVAL STAMPS

Franco & Associates Inc.
Architecture
12345 Ventura Blvd. H
Studio City, CA 91604
Tel 818 754-2030
Fax 818 754-2032

PROJECT

VILLAGE CHRISTIAN SCHOOL
NEW SCOPE AND TENANT IMPROVEMENTS
8930 VILLAGE AVENUE
SUN VALLEY, CA 91352

REV.	DESCRIPTION	DATE
	CASE MANAGEMENT MEETING	5/27/25
	CUP APPLICATION SUBMITTAL	11/3/25
	CUP APPLICATION RESUBMITTAL	1/12/26
	BOE EXHIBIT SUBMITTAL	4/17/26
	CUP APPLICATION RESUBMITTAL #2	4/21/26
	CUP APPLICATION RESUBMITTAL #3	6/5/26
	CUP APPLICATION RESUBMITTAL #4	6/24/26
	CUP APPLICATION RESUBMITTAL #5	**7/15/26**

LICENSED ARCHITECT
JIMMY DON PRICE
C-26710
REN. 9-30-2027
STATE OF CALIFORNIA

PROJECT ADDRESS:
8930 VILLAGE AVENUE
SUN VALLEY
CALIFORNIA 91352

DRAWING TITLE
GYMNASIUM
PROPOSED
ROOF PLAN

DRAWN BY:	ISSUE DATE: 7/15/26
JOB NUMBER:	DRAWING SCALE: AS NOTED
APPROVED BY:	

DRAWING NUMBER
A1.11

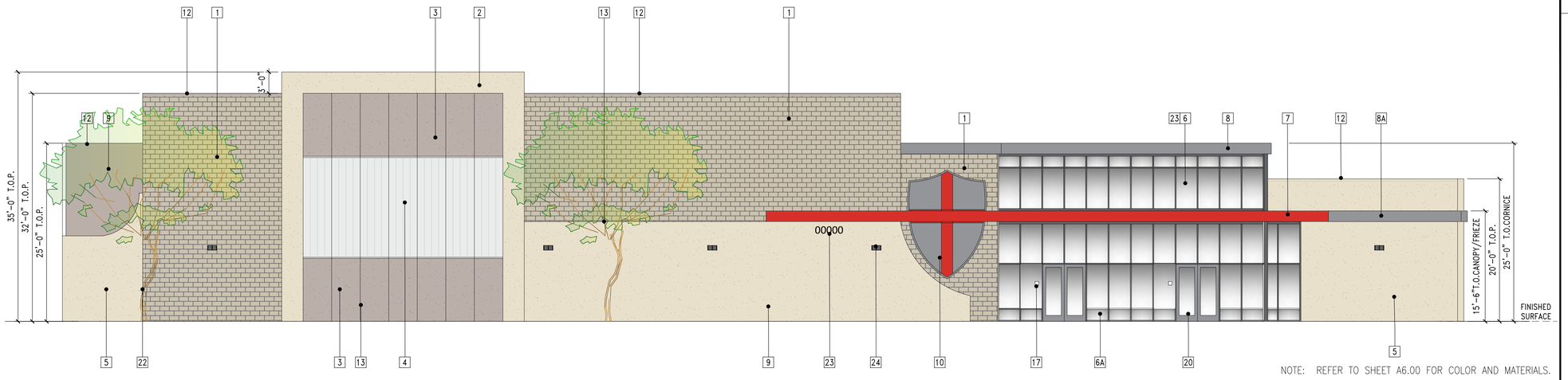

NOTE: REFER TO SHEET A6.00 FOR COLOR AND MATERIALS.

1 GYM BUILDING - PROPOSED EAST ELEVATION

SCALE: 1/8" = 1'-0"

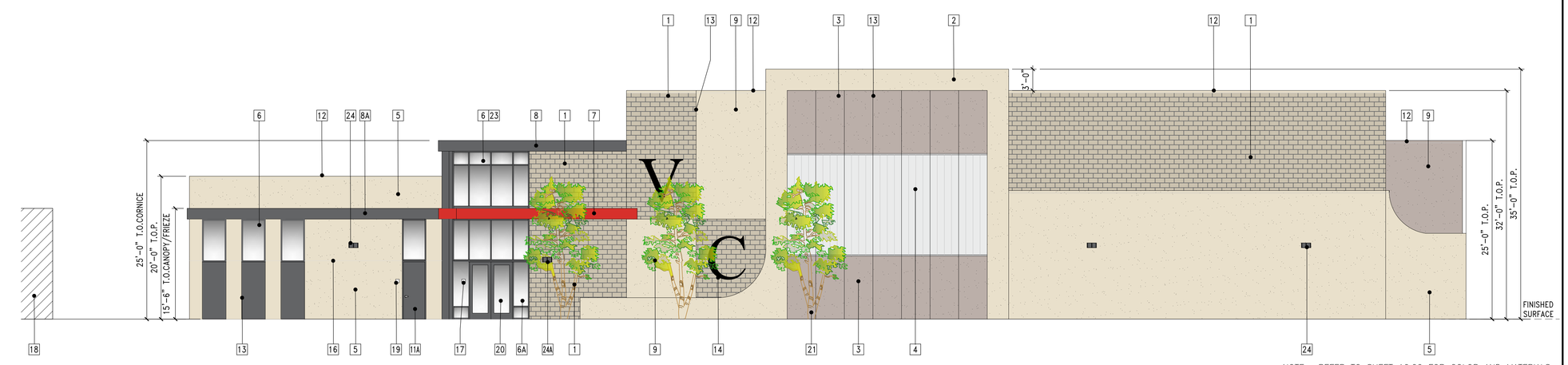

NOTE: REFER TO SHEET A6.00 FOR COLOR AND MATERIALS.

2 GYM BUILDING - PROPOSED WEST ELEVATION

SCALE: 1/8" = 1'-0"

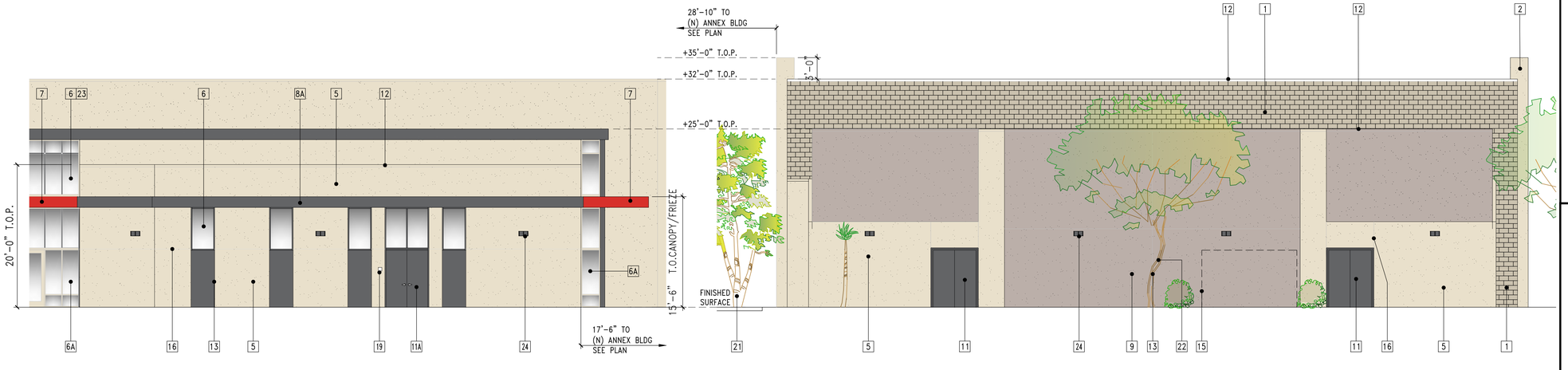

NOTE: REFER TO SHEET A6.00 FOR COLOR AND MATERIALS.

3 GYM BUILDING - PROPOSED NORTH ELEVATION

SCALE: 1/8" = 1'-0"

NOTE: REFER TO SHEET A6.00 FOR COLOR AND MATERIALS.

4 GYM BUILDING - PROPOSED SOUTH ELEVATION

SCALE: 1/8" = 1'-0"

KEY NOTES

1. EXPOSED CMU WALL, BURNISHED BLOCK. MANUFACTURER: ANGELES BLOCK, COLOR: TBD
2. METAL FRAMED PROJECTION FINISHED WITH STUCCO, SAND FINISH. PAINT: TBD
3. STUCCO PANELS O/ CMU WALL
4. KALWALL SYSTEM. DETAILS TO FOLLOW.
5. STUCCO OVER METAL FRAMED WALLS. PROVIDE SAND FINISH, PAINTED.
6. ALUMINUM STOREFRONT SYSTEM WITH BRONZE ANOD. FINISH. PROVIDE 1" CLEAR, TEMPERED GLASS WITH OFFSET. MANUF: ARCADIA INC, MODEL: AFG451 – OR APPROVED SIMILAR.
6A. CURTAIN WALL SYSTEM WITH BRONZE ANOD. FINISH. PROVIDE 1" CLEAR, TEMPERED GLASS WITH OFFSET. MANUF: ARCADIA INC, MODEL: TO MATCH AFG451 – OR APPROVED SIMILAR
7. "ALUCOBOND" ALUMINUM FASCIA AND CANOPY
8. "ALUCOBOND" ALUMINUM CORNICE.
8A. "ALUCOBOND" ALUMINUM FRIEZE.
9. 1" STUCCO OVER CMU WALL
10. SCHOOL CREST
11. METAL DOORS WITHIN HOLLOW METAL FRAME PAINTED TO MATCH ADJACENT SURFACE.
11A. METAL DOORS WITHIN HOLLOW METAL FRAME PAINTED TO MATCH ADJACENT SURFACE. PROVIDE TRANSOM ABOVE DOORS. INSTALL 1" CLEAR, TEMPERED GLASS.
12. MTL COPING PAINTED TO MATCH ADJACENT WALL SURFACE.
13. 1" STUCCO CONTROL JOINT.
14. FLAT CUT ALUMINUM LETTERS, 1" THICKNESS PAINTED TO MATCH DUNN EDWARDS SHEET METAL DE6356. FONT: TBD SIGNAGE UNDER SEPARATE PERMIT.
15. LINE OF TRASH ENCLOSURE IN FRONT OF BUILDING.
16. STANDARD STUCCO CONTROL JOINT.
17. BUIDING SIGNAGE APPLIED TO ADJACENT GLAZING.
18. EXISTING BUILDING TO REMAIN. NOT PART OF SCOPE.
19. ROOM SIGNAGE APPLIED TO WALL SURFACE.
20. PROVIDE 8'H STOREFRONT DOOR WITH MEDIUM STILES WITH CURTAIN WALL. DOOR FINISH TO BE BRONZE ANOD. MANUF: ARCADIA INC, MODEL: AFG451 – OR APPROVED SIMILAR.
21. MELALEUCA QUINQUENERVIA PAPERBARK TREE MULTI-TRUNK MATURITY HEIGHT OF 20' MAX. REFER TO SHEET L-2 FOR ADD'L INFORMATION.
22. ARBUTUS X 'MARINA' MARINA STRAWBERRY TREE, MULTI-TRUNK MATURITY HEIGHT OF 30' MAX. REFER TO SHEET L-2 FOR ADD'L INFORMATION.
23. INSTALL BIRD-FRIENDLY GLASS IN STOREFRONT FRAME IN ALL GLAZED AREAS ABOVE THE BUILDING OVERHANG/CANOPY.
24. PROVIDE WALL-MOUNTED LIGHT FIXTURE AT 10' O.C. ABOVE FINISHED GRADE.
24A. PROVIDE WALL-MOUNTED LIGHT FIXTURE AT 8' O.C. ABOVE FINISHED GRADE.

APPROVAL STAMPS

Franco & Associates Inc.
Architecture
12345 Ventura Blvd. H
Studio City, CA 91604
Tel 818 754-2030
Fax 818 754-2032

PROJECT

VILLAGE CHRISTIAN SCHOOL
NEW SCOPE AND TENANT IMPROVEMENTS
8930 VILLAGE AVENUE
SUN VALLEY, CA 91352

REV	DESCRIPTION	DATE
	CASE MANAGEMENT MEETING	5/27/25
	CUP APPLICATION SUBMITTAL	11/3/25
	CUP APPLICATION RESUBMITTAL	1/12/26
	BSE EXHIBIT SUBMITTAL	4/17/26
	CUP APPLICATION RESUBMITTAL #2	4/21/26
	CUP APPLICATION RESUBMITTAL #3	6/5/26
	CUP APPLICATION RESUBMITTAL #4	6/24/26
	CUP APPLICATION RESUBMITTAL #5	7/15/26

LICENSED ARCHITECT
JIMMY DON PRY
C-26710
REN. 9-30-2027
STATE OF CALIFORNIA

PROJECT ADDRESS
8930 VILLAGE AVENUE
SUN VALLEY
CALIFORNIA 91352

DRAWING TITLE
PROPOSED GYMNASIUM BLDG ELEVATIONS

DRAWN BY
ISSUE DATE 7/15/26
JOB NUMBER
DRAWING SCALE AS NOTED
APPROVED BY:

DRAWING NUMBER
A1.20



1 NEW GYMNASIUM - VIEW OF EAST ELEVATION
SCALE: N.T.S.

APPROVAL STAMPS

Franco & Associates Inc.
Architecture
12345 Ventura Blvd. H
Studio City, CA 91604
Tel 818 754-2030
Fax 818 754-2032

PROJECT
VILLAGE CHRISTIAN SCHOOL
NEW SCOPE AND TENANT IMPROVEMENTS
8930 VILLAGE AVENUE
SUN VALLEY, CA 91352

REV	DESCRIPTION	DATE
	CASE MANAGEMENT MEETING	5/27/25
	CUP APPLICATION SUBMITTAL	11/3/25
	CUP APPLICATION RESUBMITTAL	1/12/26
	BOE EXHIBIT SUBMITTAL	4/17/26
	CUP APPLICATION RESUBMITTAL #2	4/21/26
	CUP APPLICATION RESUBMITTAL #3	6/5/26
	CUP APPLICATION RESUBMITTAL #4	6/24/26
	CUP APPLICATION RESUBMITTAL #5	**7/15/26**

LICENSED ARCHITECT
TIMMY DON FRANCO
C-26710
RENEW 9-30-2027
STATE OF CALIFORNIA

PROJECT ADDRESS
8930 VILLAGE AVENUE
SUN VALLEY
CALIFORNIA 91352

DRAWING TITLE
PROPOSED
GYMNASIUM BLDG
RENDERING

DRAWN BY
ISSUE DATE
7/15/26
JOB NUMBER
DRAWING SCALE
AS NOTED
APPROVED BY:

DRAWING NUMBER
A1.30



1 NEW GYMNASIUM - VIEW OF NORTHEAST ELEVATION

SCALE: N.T.S.

APPROVAL STAMPS

Franco & Associates Inc.
Architecture
12345 Ventura Blvd. H
Studio City, CA 91604
Tel 818 754-2030
Fax 818 754-2032

PROJECT

VILLAGE CHRISTIAN SCHOOL
NEW SCOPE AND TENANT IMPROVEMENTS
8930 VILLAGE AVENUE
SUN VALLEY, CA 91352

CHRISTUS-CENTRO SINCE 1949

REV	DESCRIPTION	DATE
	CASE MANAGEMENT MEETING	5/27/25
	CUP APPLICATION SUBMITTAL	11/3/25
	CUP APPLICATION RESUBMITTAL	1/12/26
	BOE EXHIBIT SUBMITTAL	4/17/26
	CUP APPLICATION RESUBMITTAL #2	4/21/26
	CUP APPLICATION RESUBMITTAL #3	6/5/26
	CUP APPLICATION RESUBMITTAL #4	6/24/26
	CUP APPLICATION RESUBMITTAL #5	**7/15/26**

LICENSED ARCHITECT
JIMMY DON FRANCO
C-26710
REN. 9-30-2027
STATE OF CALIFORNIA

PROJECT ADDRESS
8930 VILLAGE AVENUE
SUN VALLEY
CALIFORNIA 91352

DRAWING TITLE
PROPOSED GYMNASIUM BLDG RENDERING

DRAWN BY
ISSUE DATE
7/15/26
JOB NUMBER
DRAWING SCALE
AS NOTED
APPROVED BY:

DRAWING NUMBER
A1.31

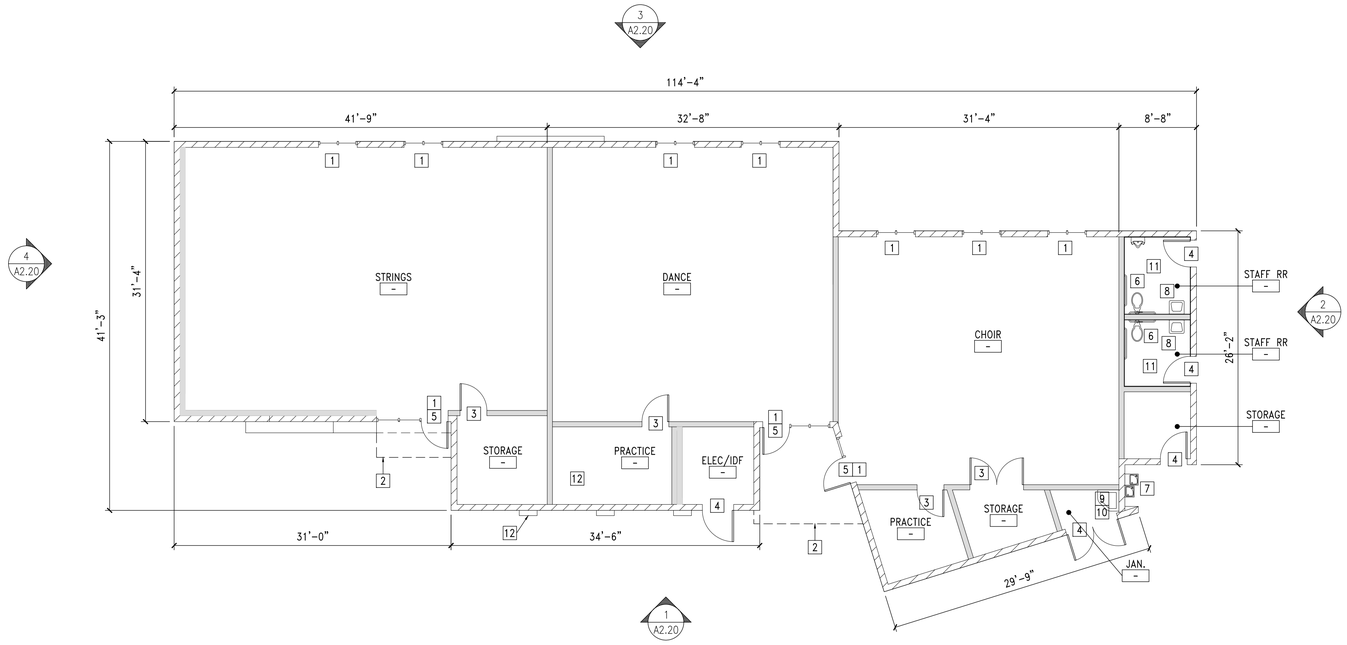

1 ANNEX BUILDING - PROPOSED FLOOR PLAN
SCALE: 1/8" = 1'-0"

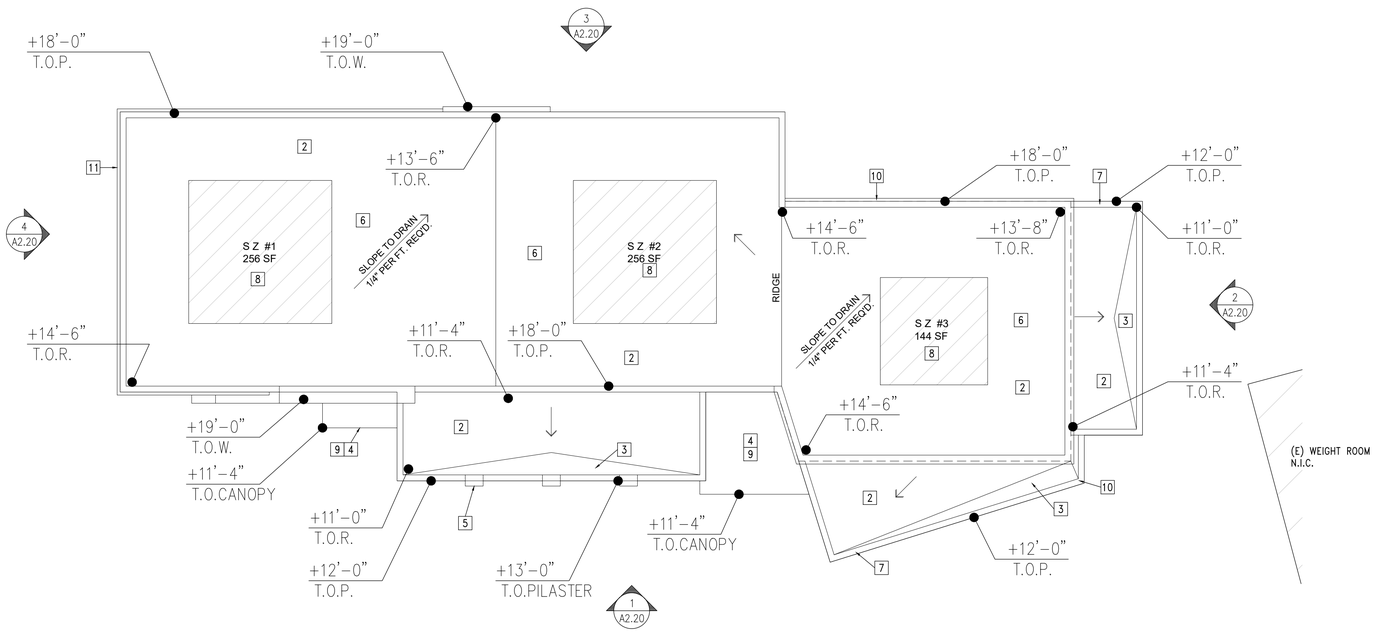

3 ANNEX BUILDING - PROPOSED ROOF PLAN
SCALE: 1/8" = 1'-0"

WALL LEGEND

- 8" CMU WALL CONSTRUCTION
- METAL STUD INT WALL, SOUND INSULATION, GYP BOARD EA SIDE
- METAL STUD EXT WALL, PLYWOOD AND 1" STUCCO, 1-SIDE

FLOOR PLAN KEY NOTES

1. ALUMINUM STOREFRONT WITH BRONZE ANOD FINISH. PROVIDE FULL-HT SYSTEM. MANUF: ARCADIA INC., MODEL: AFG451 – OR APPROVED SIMILAR.
2. LINE OF CANOPY ABOVE.
3. PROVIDE 7'H, SOLID WOOD DOOR WITHIN A HOLLOW METAL FRAME. DOOR FINISH TO BE CLEAR MAPLE. HOLLOW METAL FRAME TO BE PAINTED. COLOR TBD.
4. PROVIDE 7'H, HOLLOW METAL DOOR WITHIN A HOLLOW METAL FRAME. DOOR FINISH TO BE PAINTED. HOLLOW METAL FRAME TO BE PAINTED. COLOR TBD. DOOR TO BE EXIT ONLY.
5. PROVIDE 8'H, STOREFRONT DOOR WITH MEDIUM STILES AND SIDELIGHT. DOOR FINISH TO BE BRONZE ANOD. MANUF: ARCADIA INC., MODEL: AFG451 – OR APPROVED SIMILAR.
6. PROVIDE FLOOR-MTD TOILETS WITH AUTOMATIC FLUSH TO MEET CURRENT CODE REQUIREMENTS.
7. INSTALL DRINKING FOUNTAIN WITH CHILLER AND BOTTLE FILLER FOR EXTERIOR INSTALLATION. MANUF: ELKAY, MODEL: LZSTL8WSSP-W1 – OR APPROVED SIMILAR.
8. INSTALL WALL-MOUNTED LAVATORY WITH CONCEALED ARM SYSTEM. MANUF: ZURN, MODEL: Z1231 – OR APPROVED SIMILAR
9. INSTALL JANITOR MOP SINK, WALL-MOUNTED SHELF, SOAP AND PAPER TOWEL DISPENSER.
10. INSTALL FRP ABOVE FLOOR BASE TO 48"AFF., ALL WALLS. COLOR TBD.
11. INSTALL WALL TILE TO ALIGN WITH TOP OF DOOR FRAME. WALL TILE SPEC AND PATTERN TO BE DESIGNED.
12. MTL STUD-FRAMED PILASTER FINISHED WITH STUCCO.

ROOF PLAN LEGEND

- PROPOSED SOLAR AREA

ROOF PLAN KEY NOTES

1. PROVIDE A CLASS-A ROOFING SYSTEM, THROUGHOUT (U.O.N.).
2. INSTALL A SINGLE-PLY TPO ROOFING MEMBRANE, SYSTEM TBD. INSTALL PER MANUFACTURER'S RECOMMENDATIONS.
3. PROVIDE CRICKET AS REQUIRED.
4. PROVIDE FOR CONCEALED GUTTER SYSTEM ALONG OUTSIDE EDGE OF BUILDING. DRAINS TO BE HIDDEN WITHIN BUILDING WALLS. DESIGN TBD.
5. STUCCO PILASTER.
6. FIGURE FOR ROOFTOP HVAC UNITS AND ROOF AREA ALLOCATED FOR FUTURE SOLAR INSTALLATION, THROUGHOUT.
7. PAINTED METAL COPING AT PARAPET TO MATCH ADJACENT WALL FINISH COLOR, THROUGHOUT (U.O.N.).
8. PER CA ENERGY CODE SUBCHAPTER 5, SECTION 140.10 SOLAR AND BATTERY STORAGE IS REQUIRED FOR THIS BUILDING.
   TOTAL ROOF AREA: 3797 SF
   SOLAR ZONE AREA REQUIRED: 3797 SF X .15 = 570 SF
   SOLAR ZONE AREA PROVIDED: 256 + 256 + 144 = 656 SF
   CLIMATE ZONE: 9
   SCHOOL: 3523 SF x 1.63 = 5.74 kW
   (EXCLUDES AREA FOR RESTROOMS, STORAGE, IDF/MDF, ELEC, JANITOR)
9. CANOPY OVER ENTRY.
10. LINE OF CORNICE.
11. LINE OF FRIEZE BELOW.

FIRE DEPARTMENT NOTE:
ANY ROOF ELEVATION CHANGES IN EXCESS OF 3 FEET MAY REQUIRE THE INSTALLATION OF SHIPS LADDERS.

APPROVAL STAMPS

Franco & Associates Inc. Architecture
12345 Ventura Blvd. H
Studio City, CA 91604
Tel 818 754-2030
Fax 818 754-2032

PROJECT
VILLAGE CHRISTIAN SCHOOL
NEW SCOPE AND TENANT IMPROVEMENTS
8930 VILLAGE AVENUE
SUN VALLEY, CA 91352

REV	DESCRIPTION	DATE
	CASE MANAGEMENT MEETING	5/27/25
	CUP APPLICATION SUBMITTAL	11/3/25
	CUP APPLICATION RESUBMITTAL	1/12/26
	BOE EXHIBIT SUBMITTAL	4/17/26
	CUP APPLICATION RESUBMITTAL #2	4/21/26
	CUP APPLICATION RESUBMITTAL #3	6/5/26
	CUP APPLICATION RESUBMITTAL #4	6/24/26
	CUP APPLICATION RESUBMITTAL #5	7/15/26

LICENSED ARCHITECT
JIMMY DON FRY
C-26710
REN. 9-30-2027
STATE OF CALIFORNIA

PROJECT ADDRESS
8930 VILLAGE AVENUE
SUN VALLEY
CALIFORNIA 91352

DRAWING TITLE
ANNEX
PROPOSED FLOOR
AND ROOF PLANS

DRAWN BY
ISSUE DATE
7/15/26
JOB NUMBER
DRAWING SCALE
AS NOTED
APPROVED BY:

DRAWING NUMBER
A2.10

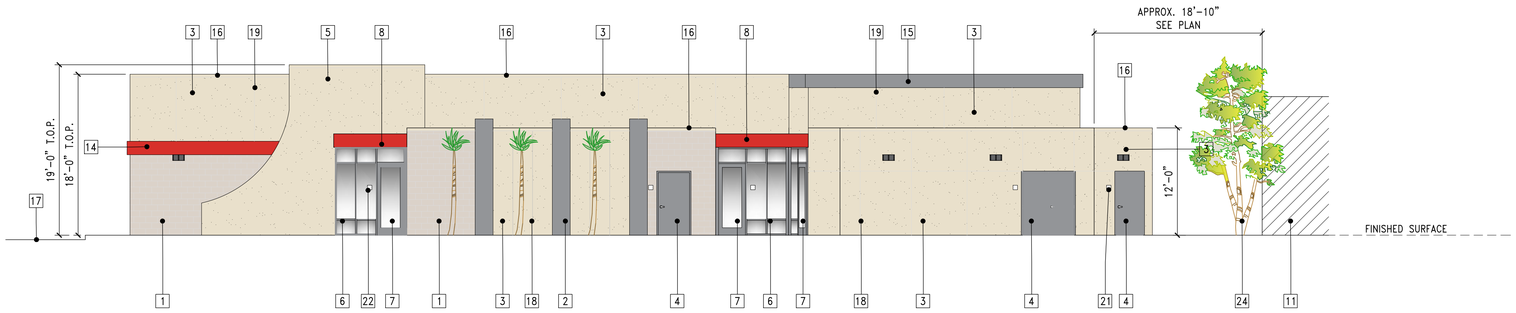

NOTE: REFER TO SHEET A6.00 FOR COLOR AND MATERIALS.

1 ANNEX BUILDING - PROPOSED EAST ELEVATION

SCALE: 1/8" = 1'-0"

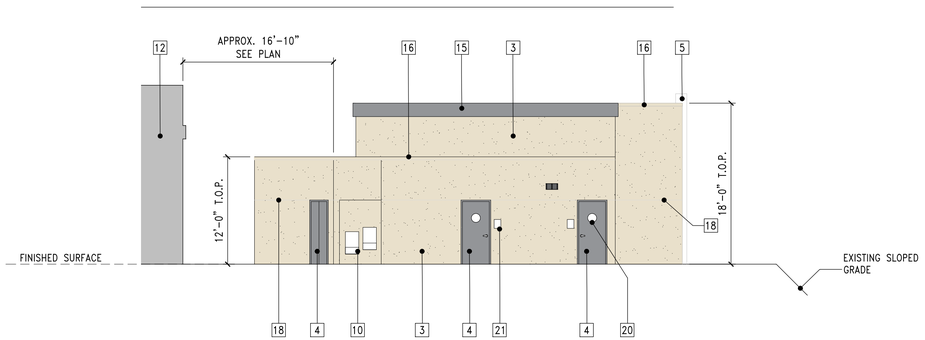

NOTE: REFER TO SHEET A6.00 FOR COLOR AND MATERIALS.

2 ANNEX BUILDING - PROPOSED NORTH ELEVATION

SCALE: 1/8" = 1'-0"

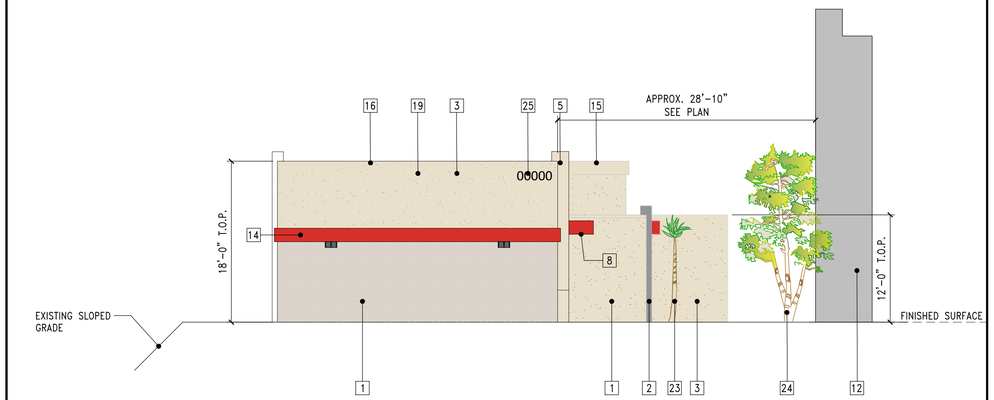

NOTE: REFER TO SHEET A6.00 FOR COLOR AND MATERIALS.

4 ANNEX BUILDING - PROPOSED SOUTH ELEVATION

SCALE: 1/8" = 1'-0"

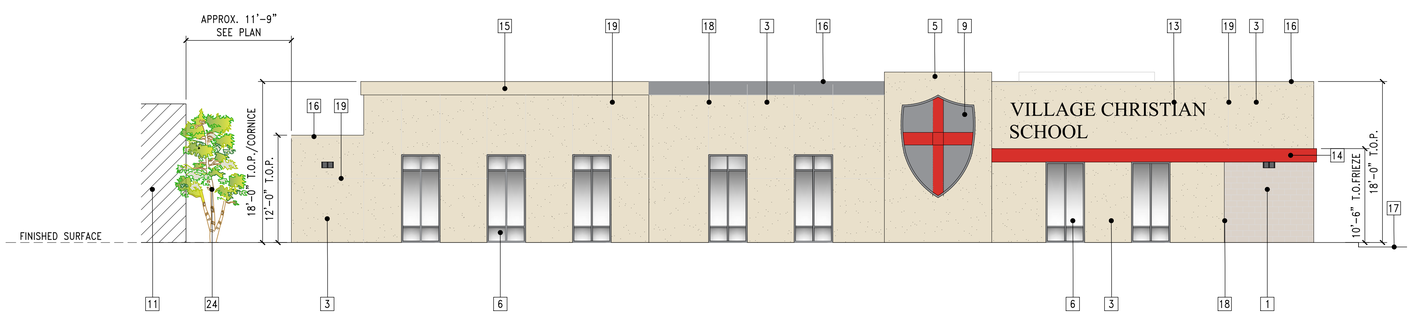

NOTE: REFER TO SHEET A6.00 FOR COLOR AND MATERIALS.

3 ANNEX BUILDING - PROPOSED WEST ELEVATION

SCALE: 1/8" = 1'-0"

ELEVATION KEY NOTES

1. EXPOSED CMU WALL, BURNISHED BLOCK. MANUFACTURER: ANGELES BLOCK, COLOR: TBD
2. METAL FRAMED PILASTER FINISHED WITH STUCCO, SAND FINISH. PAINT: TBD
3. 1" STUCCO WITH SAND FINISH, APPLIED OVER STANDARD CMU WALL. PAINT: TBD
4. HM MTL DOORS AND FRAME, PAINT: TBD
5. MTL FRAMED WALL FINISHED WITH STUCCO, SAND FINISH. PAINT: TBD
6. ALUMINUM STOREFRONT SYSTEM WITH BRONZE ANOD. FINISH. PROVIDE 1" CLEAR, TEMPERED GLASS WITH OFFSET. MANUF: ARCADIA INC, MODEL: AFG451 – OR APPROVED SIMILAR.
7. PROVIDE 8'H STOREFRONT DOOR WITH MEDIUM STILES WITH SIDELIGHT. DOOR FINISH TO BE BRONZE ANOD. MANUF: ARCADIA INC, MODEL: AFG451 – OR APPROVED SIMILAR.
8. "ALUCOBOND" ALUMINUM FASCIA AND CANOPY. COLOR: TBD
9. SCHOOL CREST. SIGNAGE UNDER SEPARATE PERMIT.
10. DRINKING FOUNTAINS WITH CHILLER AND BOTTLE FILLER.
11. EXISTING BUILDING TO REMAIN. NOT PART OF SCOPE.
12. NEW ATHLETICS DEPARTMENT BUILDING. REFER TO ELEVATIONS ON SHEET A1.20.
13. FLAT CUT ALUMINUM LETTERS, $\frac{1}{4}$" THICKNESS PAINTED TO MATCH DUNN EDWARDS SHEET METAL DE6356. SIGNAGE UNDER SEPARATE PERMIT. FONT: TBD
14. "ALUCOBOND" ALUMINUM FRIEZE. COLOR: TBD
15. "ALUCOBOND" ALUMINUM CORNICE. COLOR: TBD
16. MTL COPING PAINTED TO MATCH ADJACENT WALL SURFACE (U.O.N.).
17. ASPHALT PARKING AREA. SEE SITE PLAN.
18. 1" STUCCO CONTROL JOINT.
19. STANDARD STUCCO CONTROL JOINT.
20. DOOR SIGNAGE.
21. ROOM SIGNAGE APPLIED TO WALL SURFACE.
22. ROOM SIGNAGE APPLIED TO ADJACENT GLAZING.
23. HERCULES ALOE MATURITY HEIGHT OF 12' MAX. REFER TO SHEET L-2 FOR ADD'L INFORMATION.
24. MELALEUCA QUINQUENERVIA PAPERBARK TREE MULTI-TRUNK MATURITY HEIGHT OF 20' MAX. REFER TO SHEET L-2 FOR ADD'L INFORMATION.
25. PROPOSED BUILDING ADDRESS IDENTIFICATION LOCATION.
26. PROVIDE WALL-MOUNTED LIGHT FIXTURE AT 8'-8" O.C. ABOVE FINISHED GRADE.

APPROVAL STAMPS

Franco & Associates Inc. Architecture
12345 Ventura Blvd. H
Studio City, CA 91604
Tel 818 754-2030
Fax 818 754-2032

PROJECT

VILLAGE CHRISTIAN SCHOOL
NEW SCOPE AND TENANT IMPROVEMENTS
8930 VILLAGE AVENUE
SUN VALLEY, CA 91352

REV	DESCRIPTION	DATE
	CASE MANAGEMENT MEETING	5/27/25
	CUP APPLICATION SUBMITTAL	11/3/25
	CUP APPLICATION RESUBMITTAL	1/12/26
	BOE EXHIBIT SUBMITTAL	4/17/26
	CUP APPLICATION RESUBMITTAL #2	4/21/26
	CUP APPLICATION RESUBMITTAL #3	6/5/26
	CUP APPLICATION RESUBMITTAL #4	6/24/26
	CUP APPLICATION RESUBMITTAL #5	7/15/26

LICENSED ARCHITECT
TIMMY DON PRYOR
C-26710
REN. 9-30-2027
STATE OF CALIFORNIA

PROJECT ADDRESS
8930 VILLAGE AVENUE
SUN VALLEY
CALIFORNIA 91352

DRAWING TITLE
PROPOSED ANNEX BUILDING ELEVATIONS

DRAWN BY
ISSUE DATE
7/15/26
JOB NUMBER
DRAWING SCALE
AS NOTED
APPROVED BY:

DRAWING NUMBER
A2.20



1 NEW ANNEX BUILDING - VIEW OF EAST ELEVATION, WEST ELEVATION OF NEW GYMNASIUM
SCALE: N.T.S.

APPROVAL STAMPS

Franco & Associates Inc.
Architecture
12345 Ventura Blvd. H
Studio City, CA 91604
Tel 818 754-2030
Fax 818 754-2032

PROJECT

VILLAGE CHRISTIAN SCHOOL
NEW SCOPE AND TENANT IMPROVEMENTS
8930 VILLAGE AVENUE
SUN VALLEY, CA 91352

REV	DESCRIPTION	DATE
	CASE MANAGEMENT MEETING	5/27/25
	CUP APPLICATION SUBMITTAL	11/3/25
	CUP APPLICATION RESUBMITTAL	1/12/26
	BOE EXHIBIT SUBMITTAL	4/17/26
	CUP APPLICATION RESUBMITTAL #2	4/21/26
	CUP APPLICATION RESUBMITTAL #3	6/5/26
	CUP APPLICATION RESUBMITTAL #4	6/24/26
	CUP APPLICATION RESUBMITTAL #5	**7/15/26**

LICENSED ARCHITECT
JIMMY DON FERRO
C-26710
REN. 9-30-2027
STATE OF CALIFORNIA

PROJECT ADDRESS
8930 VILLAGE AVENUE
SUN VALLEY
CALIFORNIA 91352

DRAWING TITLE
PROPOSED
ANNEX BUILDING
RENDERING

DRAWN BY
ISSUE DATE
7/15/26
JOB NUMBER
DRAWING SCALE
AS NOTED
APPROVED BY:

DRAWING NUMBER
A2.30

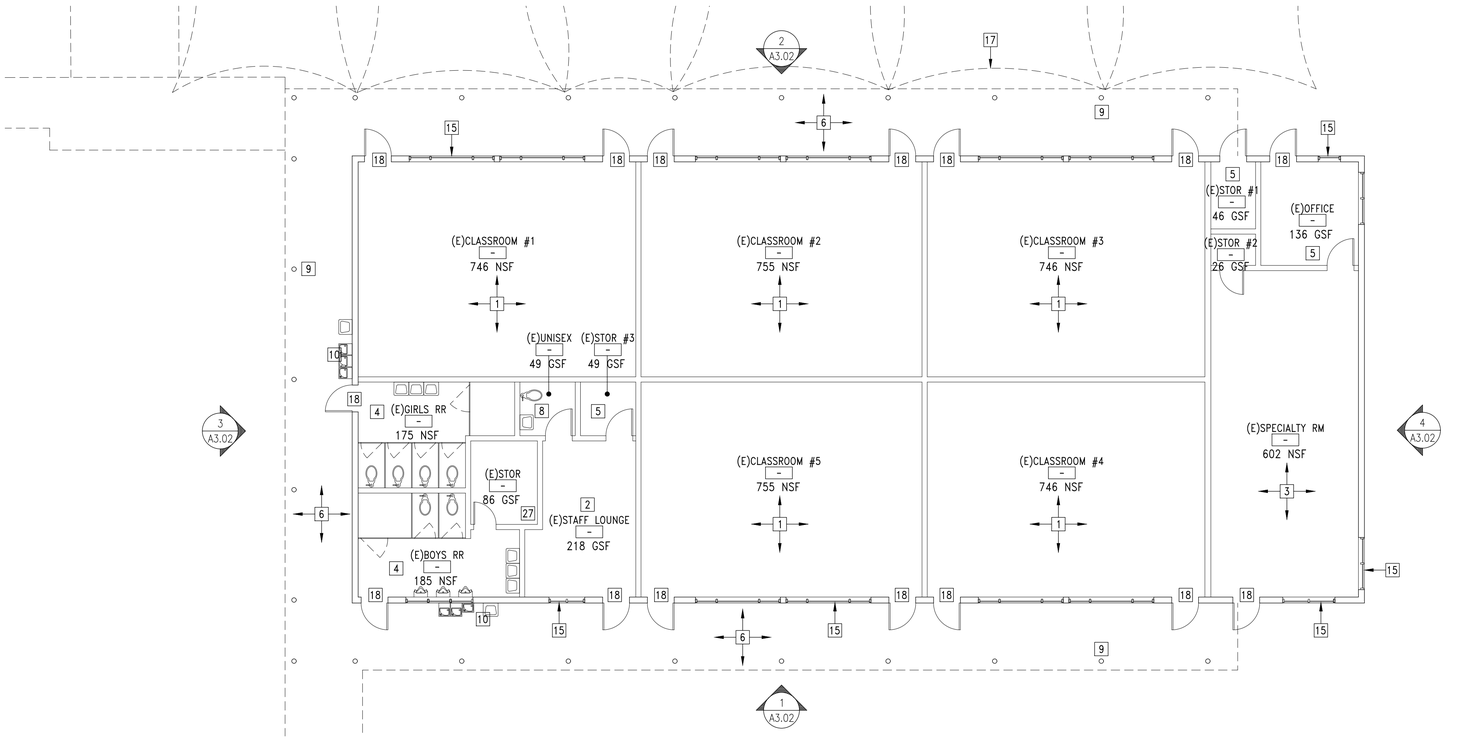

NOTE:
REFER TO SHEET A3.02 FOR EXISTING BUILDING ELEVATIONS
EXISTING GROSS AREA = 5650 SF

1 BUILDING #10 - EXISTING 1ST FLOOR PLAN
SCALE: 1/8" = 1'-0"

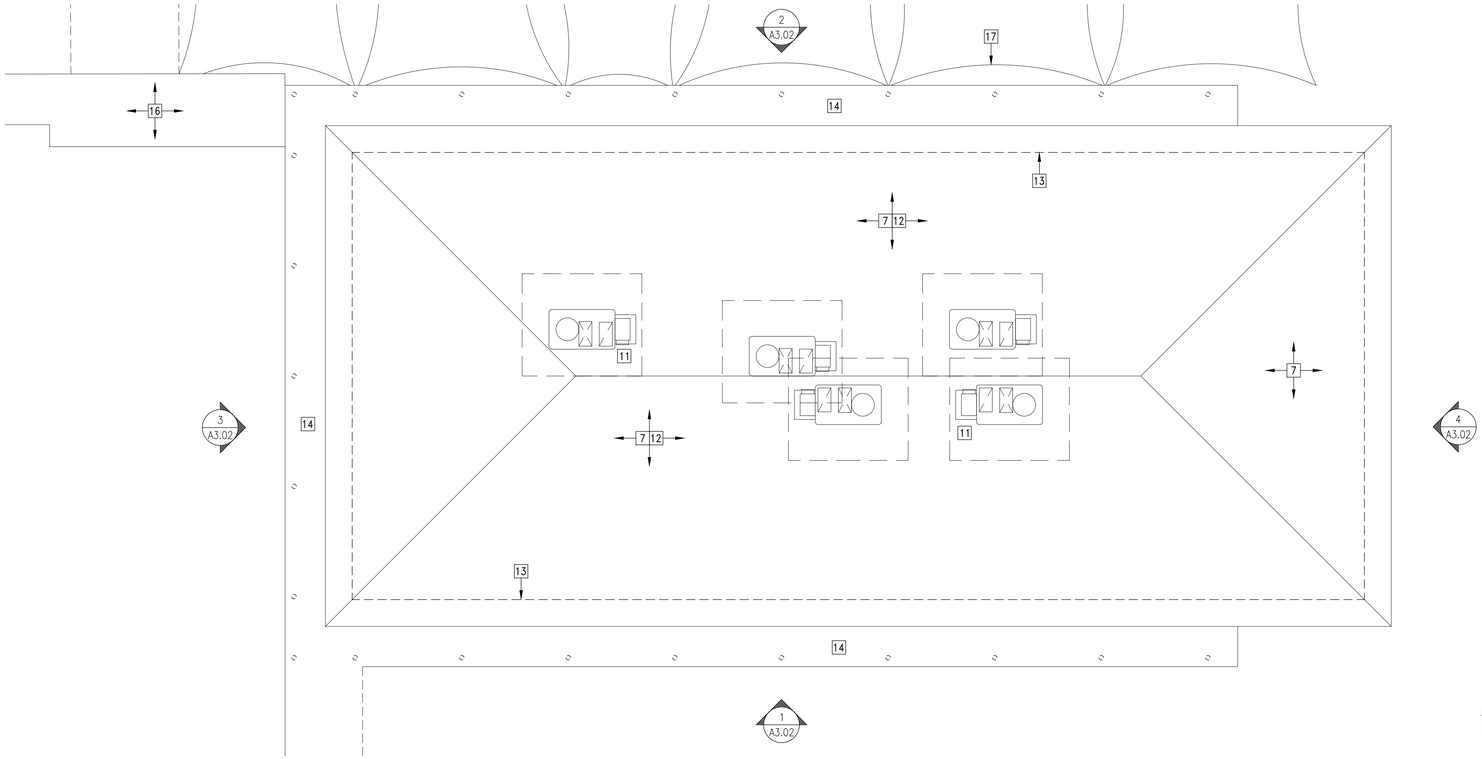

NOTE:
REFER TO SHEET A3.02 FOR EXISTING BUILDING ELEVATIONS

2 BUILDING #10 - EXISTING ROOF PLAN
SCALE: 1/8" = 1'-0"

WALL LEGEND

(E) WD FRAMED WALL CONSTRUCTION TO REMAIN

FLOOR/ROOF PLAN KEY NOTES

1. NO CHANGE TO EXISTING CLASSROOM IN RESPECT TO SIZE, FINISH AND USE. PROTECT-IN-PLACE DURING CONSTRUCTION. HVAC SYSTEM WILL NEED TO BE RETROFIT TO ACCOMMODATE 2ND-STORY ADDITION.
2. NO CHANGE TO EXISTING STAFF LOUNGE IN RESPECT TO SIZE, FINISH AND USE. PROTECT-IN-PLACE DURING CONSTRUCTION. HVAC SYSTEM WILL NEED TO BE RETROFIT TO ACCOMMODATE 2ND-STORY ADDITION. INSPECT EXISTING PLUMBING/VENTING PRIOR TO START OF CONSTRUCTION.
3. NO CHANGE TO EXISTING SPECIALTY CLASSROOM AND ADJACENT SPACES IN RESPECT TO SIZE, FINISH AND USE. PROTECT-IN-PLACE DURING CONSTRUCTION. HVAC SYSTEM WILL NEED TO BE RETROFIT TO ACCOMMODATE 2ND STORY ADDITION.
4. EXISTING RESTROOMS TO BE MODIFIED TO ACCOMMODATE REQUIRED PLUMBING FIXTURES. PROTECT-IN-PLACE DURING CONSTRUCTION. INSPECT EXISTING PLUMBING/VENTING PRIOR TO START OF CONSTRUCTION. FIELD VERIFY MOUNTING HEIGHTS AND CLEARANCES COMPLY WITH CURRENT DISABLED ACCESS CODE REQUIREMENTS.
5. EXISTING TO REMAIN. PROTECT-IN-PLACE DURING CONSTRUCTION. INSPECT EXISTING INFRASTRUCTURE PRIOR TO START OF CONSTRUCTION.
6. EXISTING OVERHANG TO BE REMOVED/REPLACED WITH 2ND-STORY BALCONY.
7. EXISTING ASPHALT SHINGLE HIP ROOF TO BE REMOVED/REPLACED TO ACCOMMODATE NEW CONSTRUCTION.
8. EXISTING RESTROOM TO REMAIN 'AS IS.' PROTECT-IN-PLACE DURING CONSTRUCTION. INSPECT EXISTING PLUMBING/VENTING PRIOR TO START OF CONSTRUCTION. FIELD VERIFY MOUNTING HEIGHTS AND CLEARANCES. CONFIRM IF THIS RESTROOM CAN BE CLASSIFIED AS ADA-COMPLIANT.
9. EXISTING STL PIPE COLUMNS TO BE SURVEYED WITH RESPECT TO STRUCTURAL RETROFIT AND 2ND-STORY ADDITION.
10. EXISTING DRINKING FOUNTAIN, BOTTLE FILLING STATION AND HAND SINK TO REMAIN. PROTECT-IN-PLACE DURING CONSTRUCTION. CLEAN/REPAIR AS REQUIRED.
11. EXISTING ROOFTOP HVAC UNITS TO BE REMOVED AND REPLACED BASED ON PROPOSED SCOPE OF WORK.
12. EXISTING ROOFTOP VENTING AND EXHAUST FANS TO BE REMOVED AND REPLACED BASED ON PROPOSED SCOPE OF WORK.
13. LINE OF BUILDING WALL BELOW.
14. COVERED WALKWAY BELOW.
15. (E) WINDOWS TO BE REMOVED/REPLACED WITH ENERGY-EFFICIENT SYSTEM.
16. (E) COVERED WALKWAY TO REMAIN. RETROFIT WHERE NEEDED TO ACCOMMODATE FOR NEW CONSTRUCTION.
17. (E) SHADE SAILS TO BE REMOVED/RE-INSTALLED TO ACCOMMODATE FOR 2ND STORY.
18. (E) DOOR AND FRAMES TO BE SURVEYED IN RESPECT TO SWING AND REQUIRED CLEARANCE AT STRIKE/LATCH SIDE OF DOOR. REPLACE ALL DOOR HARDWARE.

APPROVAL STAMPS

Franco & Associates Inc.
Architecture
12345 Ventura Blvd. H
Studio City, CA 91604
Tel 818 754-2030
Fax 818 754-2032

PROJECT

VILLAGE CHRISTIAN SCHOOL
NEW SCOPE AND TENANT IMPROVEMENTS
8930 VILLAGE AVENUE
SUN VALLEY, CA 91352

CUP APPLICATION RESUBMITTAL #4

REV	DESCRIPTION	DATE
	CASE MANAGEMENT MEETING	5/27/25
	CUP APPLICATION SUBMITTAL	11/3/25
	CUP APPLICATION RESUBMITTAL	1/12/26
	BOE EXHIBIT SUBMITTAL	4/17/26
	CUP APPLICATION RESUBMITTAL #3	4/21/26
	CUP APPLICATION RESUBMITTAL #3	**6/5/26**
	CUP APPLICATION RESUBMITTAL #4	**6/24/26**
	CUP APPLICATION RESUBMITTAL #5	**7/15/26**

LICENSED ARCHITECT
JIMMY DON FRY
C-26710
7-15-2026
STATE OF CALIFORNIA

PROJECT ADDRESS
8930 VILLAGE AVENUE
SUN VALLEY
CALIFORNIA 91352

DRAWING TITLE
BUILDING '10'
TENANT IMPROVEMENT
EXISTING PLANS

DRAWN BY
ISSUE DATE
7/15/26
JOB NUMBER
DRAWING SCALE
AS NOTED
APPROVED BY:

DRAWING NUMBER
A3.01

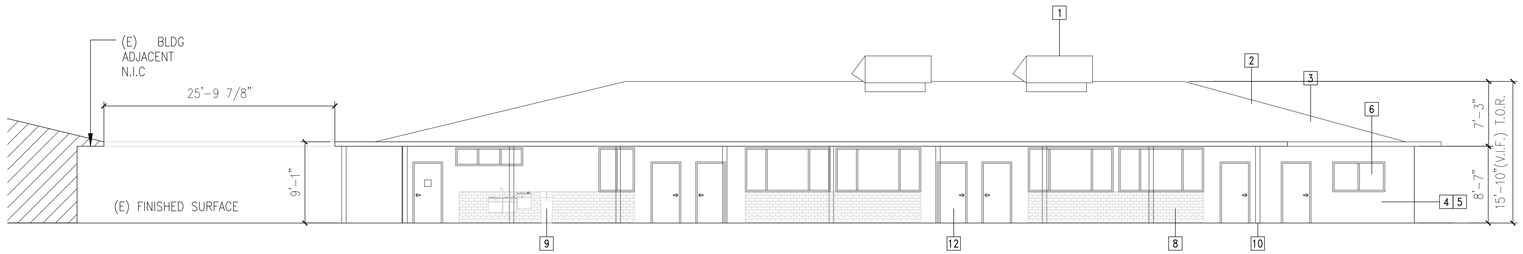

1 BUILDING # 10 - EXISTING - EAST ELEVATION
SCALE: 1/8" = 1'-0"

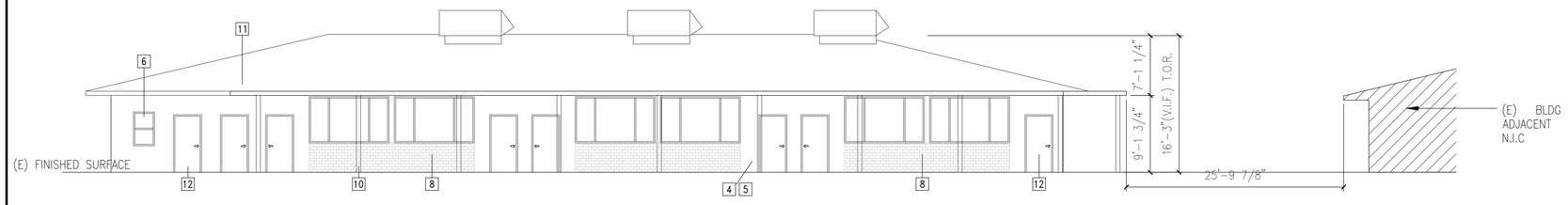

2 BUILDING #10 - EXISTING - WEST ELEVATION
SCALE: 1/8" = 1'-0"

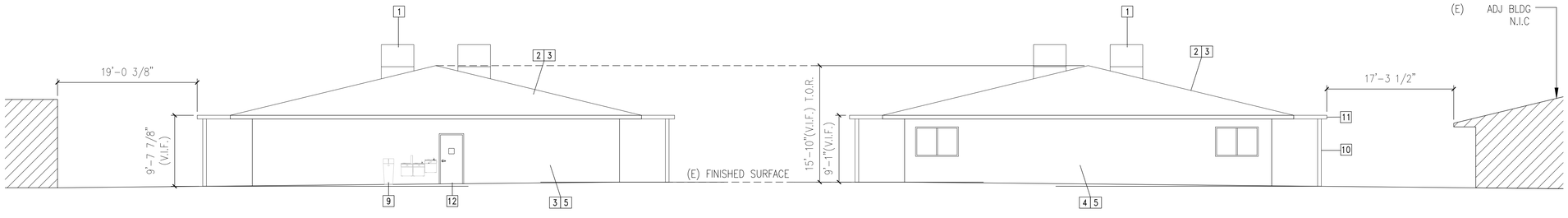

3 BUILDING #10 - EXISTING - SOUTH ELEVATION
SCALE: 1/8" = 1'-0"

4 BUILDING #10 - EXISTING - NORTH ELEVATION
SCALE: 1/8" = 1'-0"

ELEVATION KEY NOTES

1. EXISTING HVAC UNITS TO BE REMOVED
2. EXISTING ASPHALT SHINGLE ROOFING MATERIAL TO BE REMOVED
3. EXISTING ROOF TRUSS FRAMING SYSTEM TO BE REMOVED AND REPLACED BY 2ND STORY
4. EXISTING FRAMED WALLS TO BE EXTRUDED TO ACCOMADATE CEILING PLENUM
5. EXISTING STUCCO FINISH TO BE PATHC/REPAIRED AFFECTED BY DEMO
6. REMOVE/REPLACE WINDOWS WITH ENERGY-EFFICIENT PRODUCT
7. EXISTING DOOR AND FRAME TO BE REMAIN, REPLACE ALL HARDWARE, IN RESPECT TO SWING AND REQUIRED CLEARANCE
8. EXISTING BRICK VENEER TO REMAIN. CLEAN/REPAIR ASS NECESSARY
9. EXISTING DRINKING FOUNTAIN TO REMAIN (SEE NOTE #10 ON PLAN SHEET)
10. (E) CANOPY TO BE MODIFIED WHERE AFFECTED BY NEW BALCONY.
11. REPLACE EXISTING OVERHANG WITH EXTERIOR BALCONY FOR 2ND STORY ADDITION.
12. REPLACE DOOR AND HARDWARE. MODIFY SWING TO MEET CURRENT CODE REQUIREMENTS.

APPROVAL STAMPS

Franco & Associates Inc.
12345 Ventura Blvd. H
Studio City, CA 91604
Tel 818 754-2030
Fax 818 754-2032
Architecture

PROJECT

VILLAGE CHRISTIAN SCHOOL
NEW SCOPE AND TENANT IMPROVEMENTS
8930 VILLAGE AVENUE
SUN VALLEY, CA 91352

REV	DESCRIPTION	DATE
	CASE MANAGEMENT MEETING	5/27/25
	CUP APPLICATION SUBMITTAL	11/3/25
	CUP APPLICATION RESUBMITTAL	1/12/26
	BOE EXHIBIT SUBMITTAL	4/17/26
	CUP APPLICATION RESUBMITTAL #2	4/21/26
	CUP APPLICATION RESUBMITTAL #3	**6/5/26**
	CUP APPLICATION RESUBMITTAL #4	**6/24/26**
	CUP APPLICATION RESUBMITTAL #5	**7/15/26**

LICENSED ARCHITECT
JIMMY DON FRY
C-26710
REN. 9-30-2027
STATE OF CALIFORNIA

PROJECT ADDRESS
8930 VILLAGE AVENUE
SUN VALLEY
CALIFORNIA 91352

DRAWING TITLE
BUILDING '10'
TENANT IMPROVEMENT
EXISTING ELEVATIONS

DRAWN BY:
ISSUE DATE
7/15/26
JOB NUMBER
DRAWING SCALE
AS NOTED
APPROVED BY:

DRAWING NUMBER
A3.02

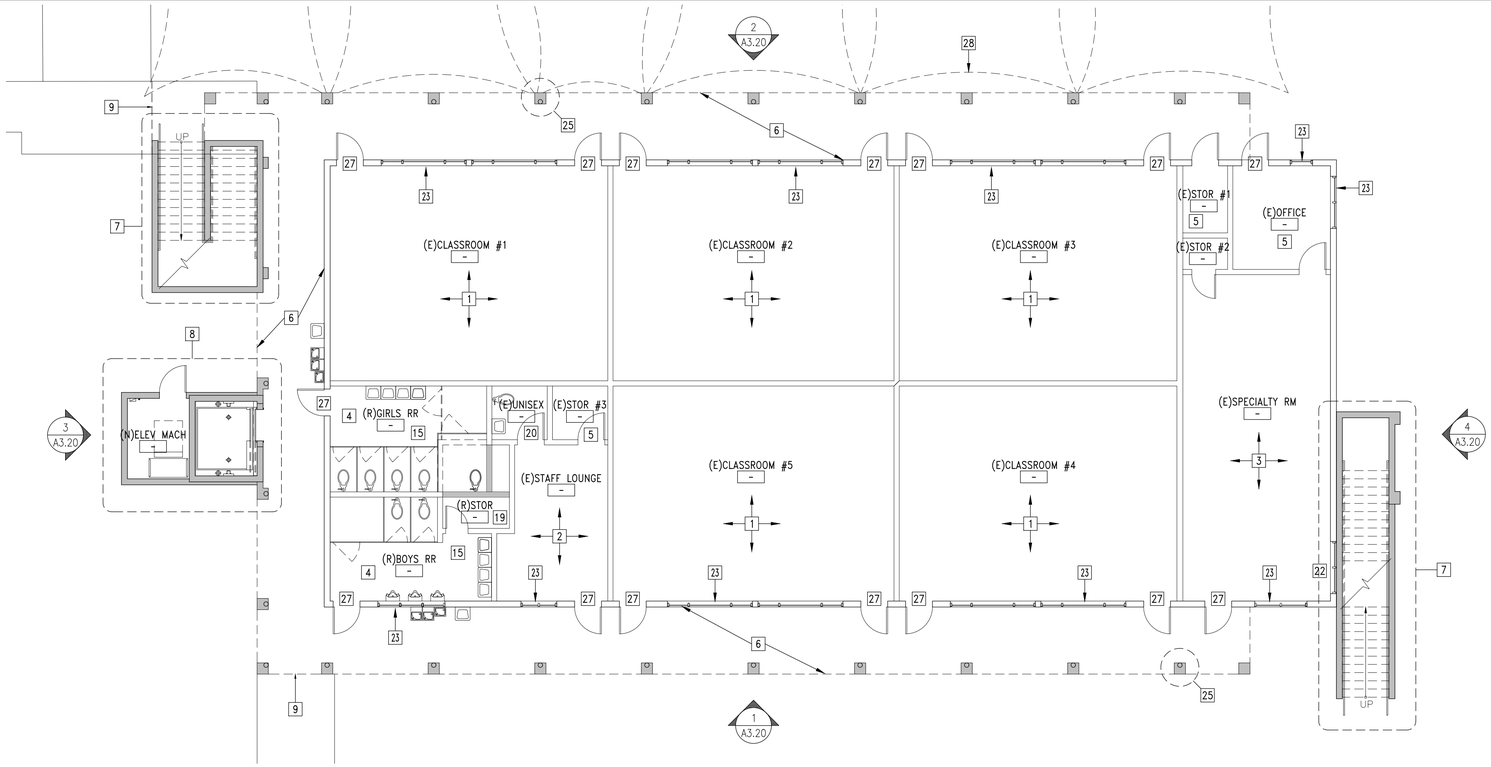

1 BUILDING #10 - PROPOSED 1ST FLOOR PLAN

SCALE: 1/8" = 1'-0"

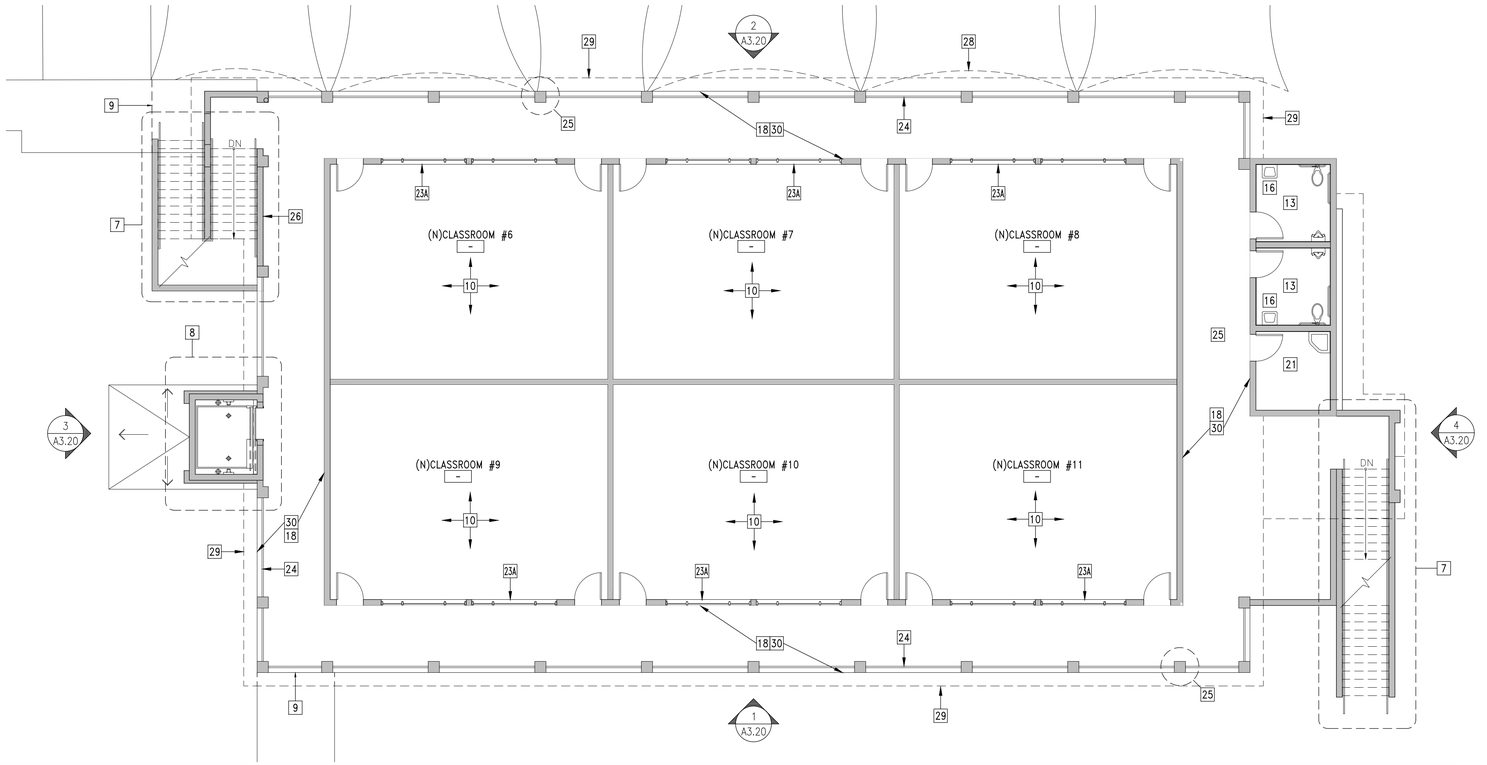

2 BUILDING #10 - PROPOSED 2ND FLOOR PLAN

SCALE: 1/8" = 1'-0"

WALL LEGEND

- DEMOLISH EXISTING PARTITION
- (E) WD FRAMED WALL CONSTRUCTION TO REMAIN
- (N) WD FRAMED WALL CONSTRUCTION

FLOOR PLAN KEY NOTES

1. NO CHANGE TO EXISTING CLASSROOM IN RESPECT TO SIZE, FINISH AND USE. PROTECT-IN-PLACE DURING CONSTRUCTION. HVAC SYSTEM WILL NEED TO BE RETROFIT TO ACCOMMODATE 2ND-STORY ADDITION.
2. NO CHANGE TO EXISTING STAFF LOUNGE IN RESPECT TO SIZE, FINISH AND USE. PROTECT-IN-PLACE DURING CONSTRUCTION. HVAC SYSTEM WILL NEED TO BE RETROFIT TO ACCOMMODATE 2ND-STORY ADDITION. INSPECT EXISTING PLUMBING/VENTING PRIOR TO START OF CONSTRUCTION.
3. NO CHANGE TO EXISTING SPECIALTY CLASSROOM AND ADJACENT SPACES IN RESPECT TO SIZE, FINISH AND USE. PROTECT-IN-PLACE DURING CONSTRUCTION. HVAC SYSTEM WILL NEED TO BE RETROFIT TO ACCOMMODATE 2ND STORY ADDITION.
4. EXISTING RESTROOMS TO BE MODIFIED TO ACCOMMODATE REQUIRED PLUMBING FIXTURES. PROTECT-IN-PLACE DURING CONSTRUCTION. INSPECT EXISTING PLUMBING/VENTING PRIOR TO START OF CONSTRUCTION. FIELD VERIFY MOUNTING HEIGHTS AND CLEARANCES COMPLY WITH CURRENT DISABLED ACCESS CODE REQUIREMENTS.
5. EXISTING SPACE TO REMAIN. PROTECT-IN-PLACE DURING CONSTRUCTION. INSPECT EXISTING INFRASTRUCTURE PRIOR TO START OF CONSTRUCTION.
6. REPLACE EXISTING OVERHANG WITH EXTERIOR BALCONY FOR 2ND-STORY ADDITION.
7. CONSTRUCT NEW STEEL STAIR WITH LT WT CONCRETE TREAD PANS.
8. CONSTRUCT NEW ELEVATOR SHAFT AND MACHINE ROOM.
9. (E) CANOPY TO BE MODIFIED WHERE AFFECTED BY NEW BALCONY.
10. NEW CLASSROOM WITH 2-DOORS TO MIMIC 1ST FLOOR LAYOUT. PAINT WALLS TO MATCH EXISTING BUILDING STANDARD. PROVIDE FLOORING AND WALL BASE TO MATCH EXISTING BUILDING STANDARD.
11. INSTALL JANITOR MOP SINK, WALL-MOUNTED SHELF, SOAP AND PAPER TOWEL DISPENSER.
12. INSTALL FRP ABOVE FLOOR BASE TO 48"AFF., ALL WALLS. COLOR TBD.
13. CONSTRUCT NEW STAFF RESTROOMS. PROVIDE CERAMIC FLOOR TILE. PROVIDE A MIN. 48"H CERAMIC TILE WAINSCOTING ON ALL WALLS. RESTROOM TO BE ADA-COMPLIANT.
14. PROVIDE FLOOR-MTD TOILETS WITH AUTOMATIC FLUSH TO MEET CURRENT CODE REQUIREMENTS.
15. PROVIDE OVER-HEAD BRACED TOILET PARTITIONS. COLOR TBD.
MANUF: ACCU-TEC, MODEL: PHENOLIC – OR APPROVED SIMILAR.
16. PROVIDE WALL-MOUNTED LAVATORY WITH CONCEALED ARMS AND METERED FAUCET.
17. PROVIDE WALL-MOUNTED URINAL.
18. CONSTRUCT A NEW COVERED WALKWAY. OVERHANG TO BE EXTENSION OF ROOF.
19. REDUCE SIZE OF EXISTING STORAGE ROOM FOR ADJACENT RESTROOM EXPANSION.
20. EXISTING RESTROOM TO REMAIN 'AS IS.' PROTECT-IN-PLACE DURING CONSTRUCTION. INSPECT EXISTING PLUMBING/VENTING PRIOR TO START OF CONSTRUCTION. FIELD VERIFY MOUNTING HEIGHTS AND CLEARANCES. CONFIRM IF THIS RESTROOM CAN BE CLASSIFIED AS ADA-COMPLIANT.
21. NEW JANITOR CLOSET WITH MOP SINK.
22. REMOVE/INFILL (E) WINDOW OPENING WITH ADJACENT CONSTRUCTION. EXTERIOR TO BE FINISHED WITH STUCCO, MATCHING EXISTING FINISH. NEW PAINT.
23. REMOVE/REPLACE WINDOWS WITH ENERGY-EFFICIENT SYSTEM (THROUGHOUT).
23A. (N) ENERGY-EFFICIENT WINDOW OPENING SIZED TO MATCH/ALIGN WITH THOSE WINDOWS ON THE 1ST FLOOR. WINDOW SILL/HEAD HEIGHT TO MATCH THOSE ON THE 1ST FLOOR.
24. PROVIDE 42"H GUARDRAIL, PAINTED.
25. COLUMN ENCLOSURE FINISHED WITH STUCCO. PROVIDE SAND FINISH TO MATCH EXISTING BUILDING. PAINTED.
26. PROVIDE 42"H LOW WALL FINISHED WITH STUCCO. PROVIDE SAND FINISH TO MATCH EXISTING BUILDING. PAINTED.
27. REPLACE DOOR AND HARDWARE. MODIFY SWING TO MEET CURRENT CODE REQUIREMENTS.
28. (E) SHADE SAILS TO BE REMOVED/RE-INSTALLED TO ACCOMMODATE FOR 2ND STORY.
29. LINE OF (N) ROOF ABOVE.
30. (N) 2ND FLOOR EGRESS BALCONY.

APPROVAL STAMPS

Franco & Associates Inc.
Architecture
12345 Ventura Blvd. H
Studio City, CA 91604
Tel 818 754-2030
Fax 818 754-2032

PROJECT

VILLAGE CHRISTIAN SCHOOL
NEW SCOPE AND TENANT IMPROVEMENTS
8930 VILLAGE AVENUE
SUN VALLEY, CA 91352

CHRISTUS-CENTRO SINCE 1949

REV	DESCRIPTION	DATE
	CASE MANAGEMENT MEETING	5/27/25
	CUP APPLICATION SUBMITTAL	11/3/25
	CUP APPLICATION RESUBMITTAL	1/12/26
	BOE EXHIBIT SUBMITTAL	4/17/26
	CUP APPLICATION RESUBMITTAL #2	4/21/26
	CUP APPLICATION RESUBMITTAL #3	6/5/26
	CUP APPLICATION RESUBMITTAL #4	6/24/26
	CUP APPLICATION RESUBMITTAL #5	**7/15/26**

LICENSED ARCHITECT
JIMMY DON FRY
C-26710
EXPIRES 9-30-2027
STATE OF CALIFORNIA

PROJECT ADDRESS
8930 VILLAGE AVENUE
SUN VALLEY
CALIFORNIA 91352

DRAWING TITLE
BUILDING '10'
PROPOSED FLOOR PLANS

DRAWN BY:
ISSUE DATE: **7/15/26**
JOB NUMBER:
DRAWING SCALE: AS NOTED
APPROVED BY:

DRAWING NUMBER
A3.10

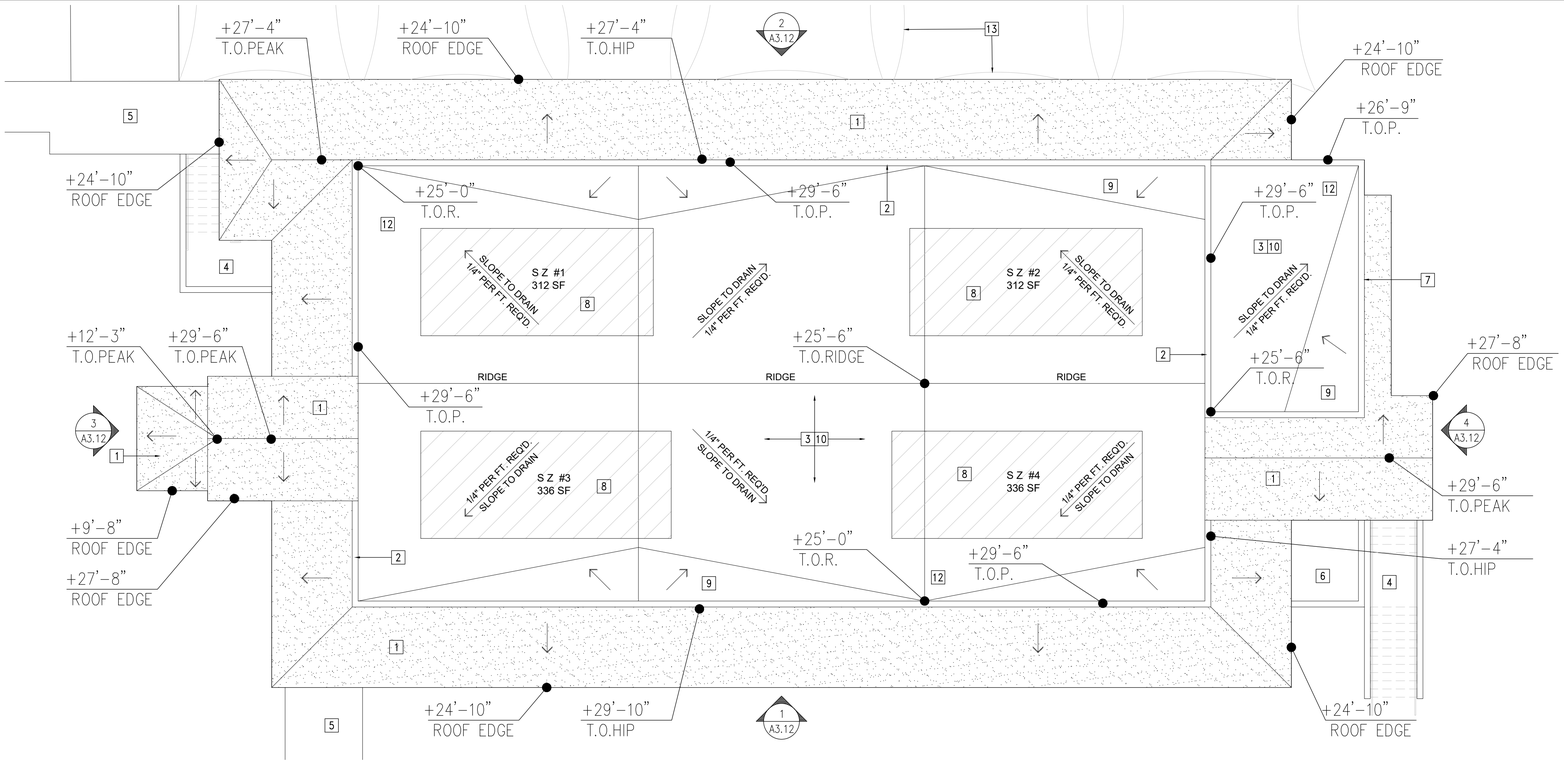

1 BUILDING #10 - PROPOSED ROOF PLAN

SCALE: 1/8" = 1'-0"

ROOF PLAN LEGEND

PROPOSED SOLAR AREA

PROPOSED ASPHALT ROOF AREA

ROOF PLAN KEY NOTES

1. ASPHALT SINGLES TO MATCH EXISTING ROOF FINISH. INSTALL ON SLOPED/HIPPED ROOF ONLY.
2. PARAPET FINISHED IN STUCCO. INSTALL MTL COPING PAINTED TO MATCH ADJACENT SURFACE.
3. PROVIDE A CLASS-A ROOFING SYSTEM, THROUGHOUT (U.O.N.).
4. (N) STAIRS BELOW.
5. (E) CANOPY MODIFIED TO MEET/JOIN NEW BALCONY.
6. AREA OPEN TO THE SKY.
7. LOW PARAPET. WALL TO BE FINISHED WITH STUCCO. INSTALL MTL COPING PAINTED TO MATCH ADJACENT SURFACE.
8. TOTAL ROOF AREA: 8550 SF
   SOLAR ZONE AREA REQUIRED: 8550 SF X .15 = 1282.5 SF
   SOLAR ZONE AREA PROVIDED: 312 + 312 + 336 + 336 = 1296 SF
9. PROVIDE CRICKET AS REQUIRED.
10. FIGURE FOR ROOFTOP HVAC UNITS AND ROOF AREA ALLOCATED FOR FUTURE SOLAR INSTALLATION THROUGHOUT.
11. INSTALL A SINGLE-PLY TPO ROOFING MEMBRANE, SYSTEM TBD. INSTALL PER MANUFACTURER'S RECOMMENDATIONS.
12. ALL ROOF DRAINS TO BE HIDDEN WITHIN WALLS AND COLUMN ENCLOSURES. DETAILS TO FOLLOW.
13. (E) SHADE SAILS TO BE REMOVED/RE-INSTALLED TO ACCOMMODATE FOR 2ND STORY.

FIRE DEPARTMENT NOTE:
ANY ROOF ELEVATION CHANGES IN EXCESS OF 3 FEET MAY REQUIRE THE INSTALLATION OF SHIPS LADDERS.

APPROVAL STAMPS

Franco & Associates Inc.
Architecture
12345 Ventura Blvd. H
Studio City, CA 91604
Tel 818 754-2030
Fax 818 754-2032

PROJECT

VILLAGE CHRISTIAN SCHOOL
NEW SCOPE AND TENANT IMPROVEMENTS
8930 VILLAGE AVENUE
SUN VALLEY, CA 91352

REV	DESCRIPTION	DATE
	CASE MANAGEMENT MEETING	5/27/25
	CUP APPLICATION SUBMITTAL	11/3/25
	CUP APPLICATION RESUBMITTAL	1/12/26
	BOE EXHIBIT SUBMITTAL	4/17/26
	CUP APPLICATION RESUBMITTAL #2	4/21/26
	CUP APPLICATION RESUBMITTAL #3	6/5/26
	CUP APPLICATION RESUBMITTAL #4	6/24/26
	CUP APPLICATION RESUBMITTAL #5	7/15/26

LICENSED ARCHITECT
TIMMY DON FRANCO
C-26710
EXPIRES 9-30-2027
STATE OF CALIFORNIA

PROJECT ADDRESS
8930 VILLAGE AVENUE
SUN VALLEY
CALIFORNIA 91352

DRAWING TITLE
BUILDING '10'
PROPOSED ROOF PLAN

DRAWN BY
ISSUE DATE
7/15/26
JOB NUMBER
DRAWING SCALE
AS NOTED
APPROVED BY:

DRAWING NUMBER
A3.11

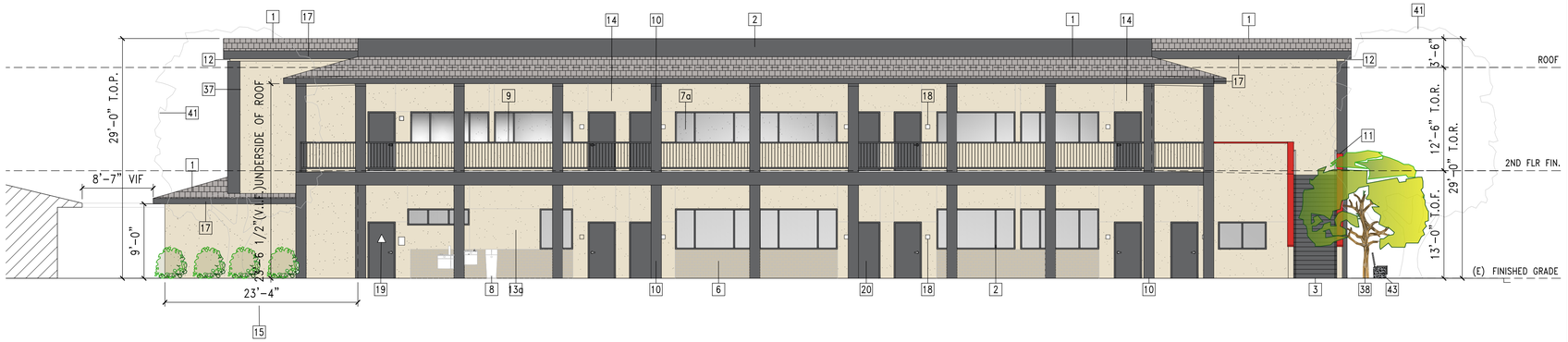

NOTE: REFER TO SHEET A6.00 FOR COLOR AND MATERIALS.

1 BUILDING #10 - PROPOSED EAST ELEVATIONS

SCALE: 1/8" = 1'-0"

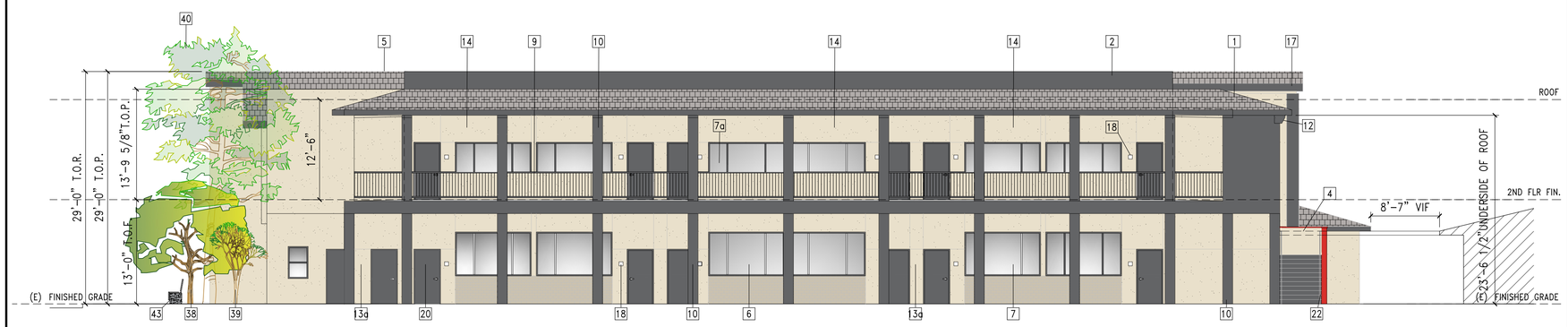

NOTE: REFER TO SHEET A6.00 FOR COLOR AND MATERIALS.

2 BUILDING #10 - PROPOSED WEST ELEVATIONS

SCALE: 1/8" = 1'-0"

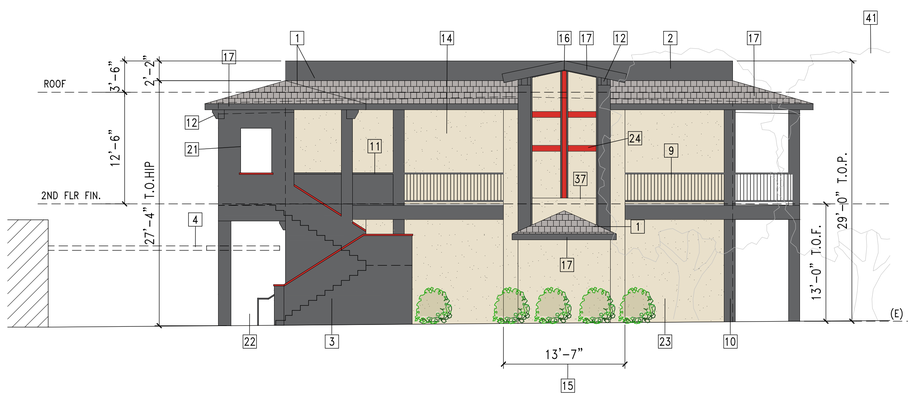

NOTE: REFER TO SHEET A6.00 FOR COLOR AND MATERIALS.

3 BUILDING #10 - PROPOSED SOUTH ELEVATION

SCALE: 1/8" = 1'-0"

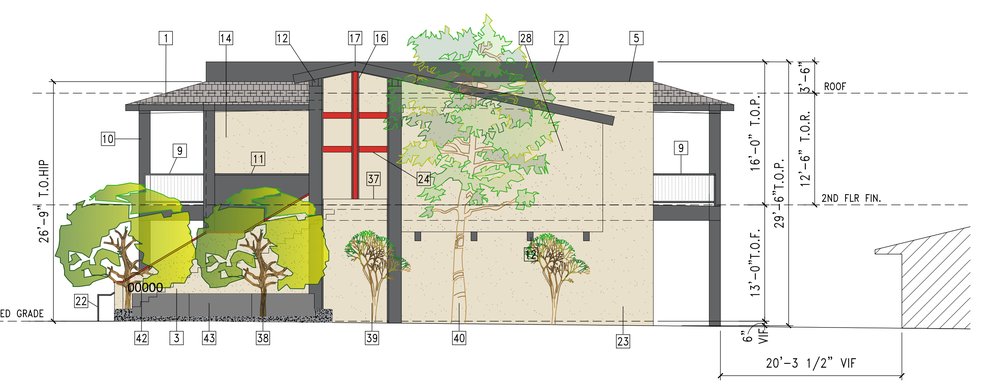

NOTE: REFER TO SHEET A6.00 FOR COLOR AND MATERIALS.

4 BUILDING #10 - PROPOSED NORTH ELEVATION

SCALE: 1/8" = 1'-0"

ELEVATION KEY NOTES

1. ASPHALT SHINGLES TO MATCH EXISTING CAMPUS STANDARDS(APPLIED TO NEW PITCHED/HIP ROOF)
2. PARAPET FINISHED IN STUCCO. INSTALL METAL COPING TO MATCH ADJACENT SURFACE
3. NEW STAIR
4. EXISTING CANOPY MODIFIED TO MEET/JOIN NEW BALCONY
5. LOW PARAPET
6. EXISTING BRICK TO REMAIN. CLEAN/REPAIR AS NECESSARY
7. REMOVE/REPLACE WINDOWS WITH ENERGY-EFFICIENT PRODUCT THROUGHOUT
7a. NEW WINDOWS OPENINGS TO MATCH/ALIGN WITH EXISTING WINDOWS ON 1ST FLOOR
8. EXISTING PLUMBING FIXTURES TO REMAIN. CLEAN/REPLACE AS NECESSARY.
9. 42" H METAL GUARDRAIL, PTD.
10. STUCCO FINISHED COLUMN ENCLOSED. PROVIDE IN SAND FINISH, PTD.
11. 42" H LOW WALL FINISHED WITH STUCCO, PTD.
12. CORBEL OF COMPOSITE MATERIALS. DESIGN TO FOLLOW.
13. WD FRAMED WALL FINISHED IN STUCCO WITH SAND FINISH, PTD.
13a. EXISTING STUCCO FINISH, PTD. MATCH NEW WALL EXTENSION WITH EXISTING FINISH
14. NEW 2ND STORY OF WOOD FRAME CONSTRUCTION FINISHED WITH STUCCO, FINISH TO MATCH EXISTING, PTD.
15. NEW ELEVATOR AND MACHINE ROOM OF WD FRAMED CONSTRUCTION, FINISH WITH STUCCO. PTD.
16. WD STAINED TRIM
17. WOOD STAINED FASCIA
18. ACRYLIC ROOM SIGNAGE, WALL-MOUNTED
19. ACRYLIC RESTROOM SIGNAGE, DOOR-MOUNTED
20. EXISTING DOOR AND FRAME, RE-USE WHERE APPLICABLE
21. OPENING WITHIN STUCCO WALL
22. NEW 36" PIPE RAIL ATTACHED TO WOOD FRAMED LOW WALL FINISHED IN STUCCO
23. EXISTING WOOD FRAMED WALL FINISHED WITH STUCCO
24. BREAK METAL TRIM
28. DOUBLE STUD WOOD FRAMED WALL FINSIHED WITH STUCCO, WITH TYP STUCCO FINISH
35. REPLACE DOOR HARDWARE. MODIFY SWING TO MEET CURRENT CODE REQUIREMENTS
37. 1" STUCCO CONTROL JOINT
38. CERCIS OCCIDENTALIS WESTERN REDBUD, STANDARD MATURITY HEIGHT 15' MAX. REFER TO SHEET L-2 FOR ADD'L INFORMATION.
39. DRACENA DRACO DRAGON TREE MATURITY HEIGHT 10' MAX. REFER TO SHEET L-2 FOR ADD'L INFORMATION.
40. GINKGO BILOBA 'FAIRMONT' FAIRMONT MAIDENHAIR TREE MATURITY HEIGHT 35' MAX. REFER TO SHEET L-2 FOR ADD'L INFORMATION.
41. EXISTING MATURE TREE TO REMAIN. PROTECT-IN-PLACE DURING CONSTRUCTION. PRUNE/TRIM AS NEEDED.
42. PROPOSED ADDRESS IDENTIFICATION LOCATION.
43. NEW CONCRETE PLANTER WALL WITH WOOD SLAT BENCH ON TOP.

APPROVAL STAMPS

Franco & Associates Inc.
Architecture
12345 Ventura Blvd. H
Studio City, CA 91604
Tel 818 754-2030
Fax 818 754-2032

PROJECT

VILLAGE CHRISTIAN SCHOOL
NEW SCOPE AND TENANT IMPROVEMENTS
8930 VILLAGE AVENUE
SUN VALLEY, CA 91352

REV	DESCRIPTION	DATE
	CASE MANAGEMENT MEETING	5/27/25
	CUP APPLICATION SUBMITTAL	11/3/25
	CUP APPLICATION RESUBMITTAL	1/12/26
	BOE EXHIBIT SUBMITTAL	4/17/26
	CUP APPLICATION RESUBMITTAL #2	4/21/26
	CUP APPLICATION RESUBMITTAL #3	6/5/26
	CUP APPLICATION RESUBMITTAL #4	6/24/26
	CUP APPLICATION RESUBMITTAL #5	7/15/26

LICENSED ARCHITECT
TIMMY DON FRY
C-26710
REN. 8-30-2027
STATE OF CALIFORNIA

PROJECT ADDRESS
8930 VILLAGE AVENUE
SUN VALLEY
CALIFORNIA 91352

DRAWING TITLE
BUILDING '10'
TENANT IMPROVEMENT
PROPOSED ELEVATIONS

DRAWN BY
ISSUE DATE
7/15/26
JOB NUMBER
DRAWING SCALE
AS NOTED
APPROVED BY:

DRAWING NUMBER
A3.20

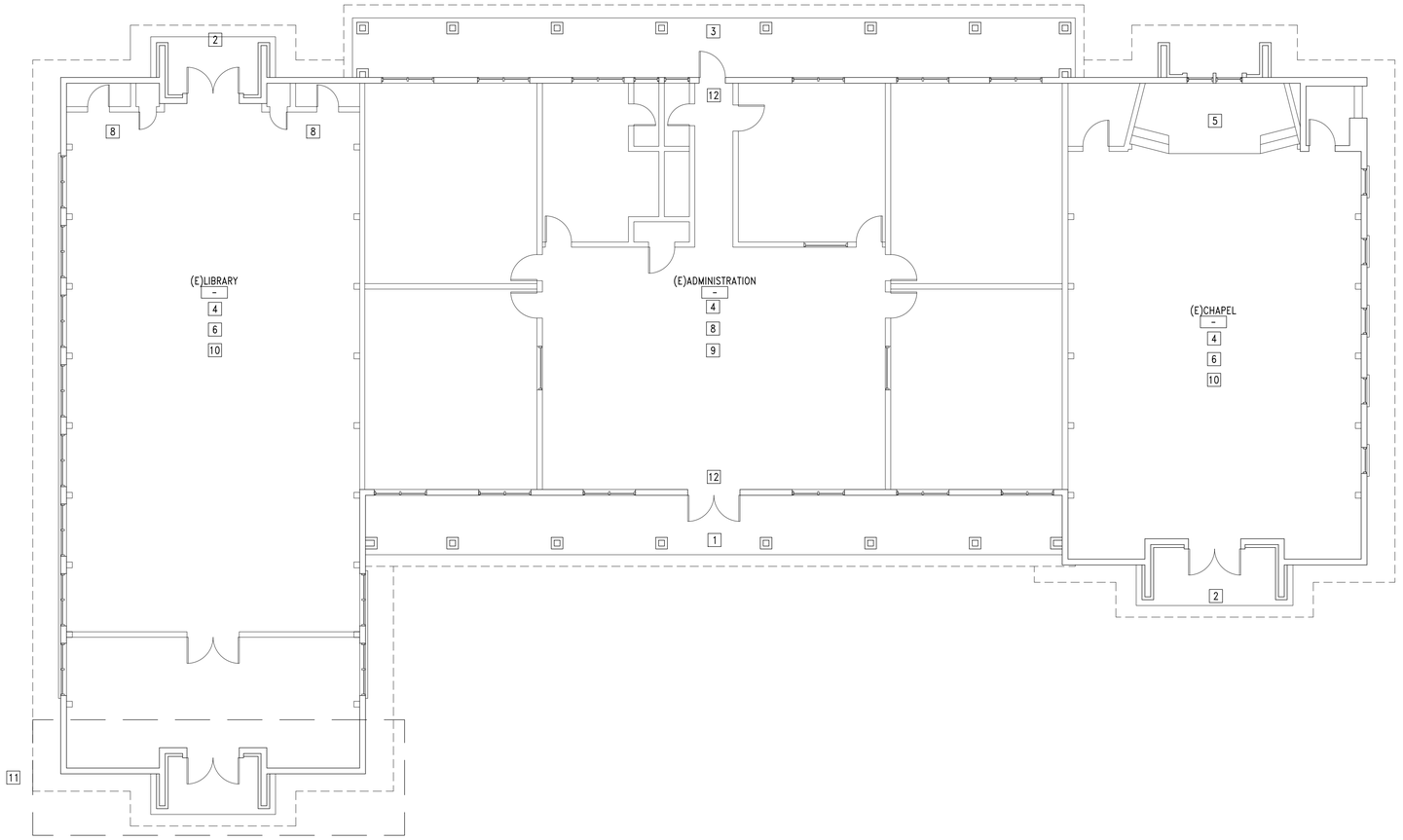

1 ADMIN/CHAPEL/LIBRARY - EXISTING FLOOR PLAN

SCALE: 1/8" = 1'-0"

FLOOR PLAN KEY NOTES

1. EXISTING PORTICO TO BE MODIFIED W/ NEW DESIGN
2. EXISTING CONCRETE STEP TO REMAIN
3. EXISTING PORTICO TO BE REMOVED PER NEW DESIGN
4. ALL EXISTING WINDOWS TO REMAIN, CLEAN/REPAIR AS NECESSARY
5. REMOVE STAGE PLATFORM
6. EXISTING DOORS AND HARDWARE TO REMAIN, CLEAN/REPAIR AS NECESSARY
7. FILL INTERIOR *** (FLOOR TO ROOF)
8. REMOVE ALL EXISTING PLUMBING FIXTURES
9. REMOVE ALL WINDOWS AND DOORS THROUGHOUT
10. EXISTING HVAC TO REMAIN. REPAIR AS NECESSARY.
11. REMOVE SOUTH FACADE. PROTECT IN PLACE CLG/ROOF FRAMING FOR ROOM EXPANSION. REMOVE AND SALVAGE EXISTING DOOR AND FRAME
12. REMOVE WALL TO UNDERSIDE OF ROOF FRAMING. TEMPORARY SHORING TO SUPPORT EXISTING ROOF FRAME TO RE REMAIN. RE-ENGINEER WALL FOR ROOF SUPPORT

APPROVAL STAMPS

Franco & Associates Inc.
Architecture
12345 Ventura Blvd. H
Studio City, CA 91604
Tel 818 754-2030
Fax 818 754-2032

PROJECT

VILLAGE CHRISTIAN SCHOOL
NEW SCOPE AND TENANT IMPROVEMENTS
8930 VILLAGE AVENUE
SUN VALLEY, CA 91352

REV	DESCRIPTION	DATE
	CASE MANAGEMENT MEETING	5/27/25
	CUP APPLICATION SUBMITTAL	11/3/25
	CUP APPLICATION RESUBMITTAL	1/12/26
	BOE EXHIBIT SUBMITTAL	4/17/26
	CUP APPLICATION RESUBMITTAL #2	4/21/26
	CUP APPLICATION RESUBMITTAL #3	**6/5/26**
	CUP APPLICATION RESUBMITTAL #4	**6/24/26**
	CUP APPLICATION RESUBMITTAL #5	**7/15/26**

LICENSED ARCHITECT
TIMMY DON FRANCO
C-26710
REN. 9-30-2027
STATE OF CALIFORNIA

PROJECT ADDRESS
8930 VILLAGE AVENUE
SUN VALLEY
CALIFORNIA 91352

DRAWING TITLE
ADMIN/CHAPEL/LIBRARY EXISTING FLOOR PLANS

DRAWN BY
ISSUE DATE
7/15/26
JOB NUMBER
DRAWING SCALE
AS NOTED
APPROVED BY:

DRAWING NUMBER
A4.01

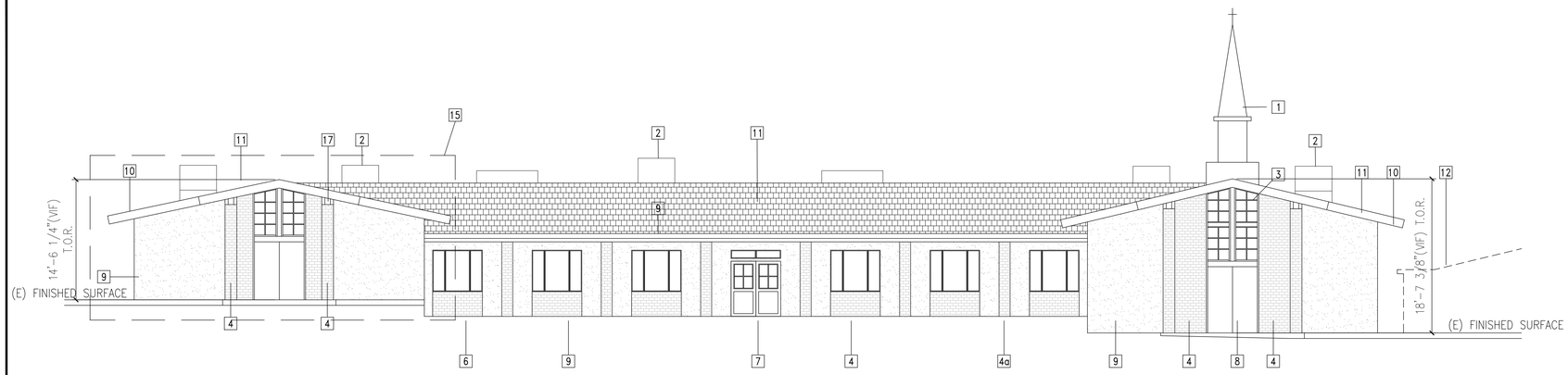

1 ADMIN/CHAPEL/LIBRARY - EXISTING NORTH ELEVATION
SCALE: 1/8" = 1'-0"

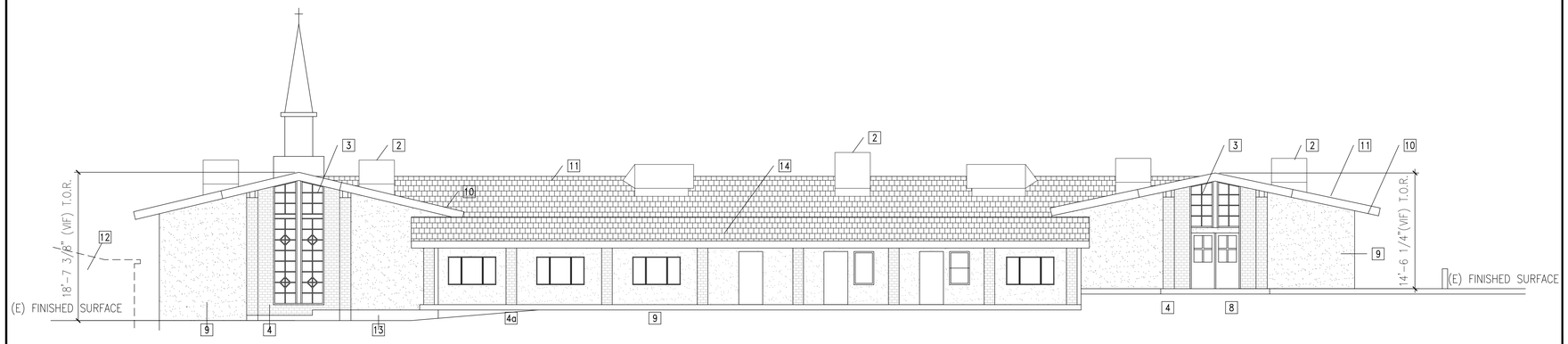

2 ADMIN/CHAPEL/LIBRARY - EXISTING SOUTH ELEVATION
SCALE: 1/8" = 1'-0"

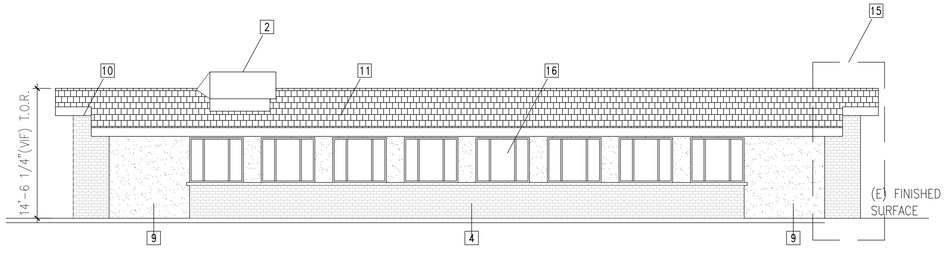

3 ADMIN/CHAPEL/LIBRARY - EXISTING EAST ELEVATION
SCALE: 1/8" = 1'-0"

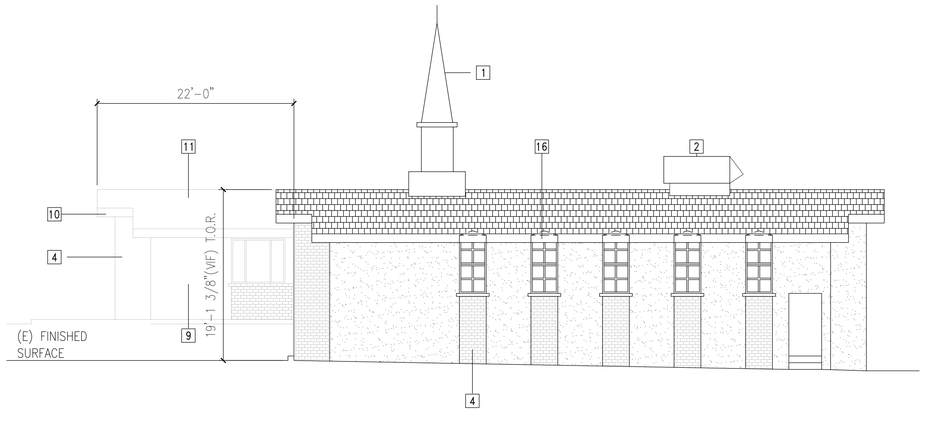

4 ADMIN/CHAPEL/LIBRARY - EXISTING WEST ELEVATION
SCALE: 1/8" = 1'-0"

ELEVATION PLAN KEY NOTES

1. EXISTING STEEPLE TO REMAIN. CLEAN/REPAIR PER SHCEDULE
2. EXISTING ROOFTOP HVAC UNITS TO BE INSPECTED. REPAIR AS NEEDED. THOSE SERVECING THE OFFICE/ADMIN SPACES ARE TO BE REMOVED.
3. EXISTING WINDOW TO REMAIN. CLEA/REPAIR AS NECESSARY.
4. EXISTING BRICK VENEER TO REMAIN. CLEAN/REPAIR AS NECESSARY.
4a. EXISTING COLUMN ENCLOSURE FINISHED WITH BRICK , COLUMNADE TO BE REMOVED PER DESIGN PROPOSED.
5. EXISTING WINDOW TO BE REMOVED
6. EXISTING WINDOW OPENING TO VE ENLARGED, CONVERTED TO DOOR OPENING PER PROPOSED DESIGN.
7. EXISTING PAIR DOORS WITH TRANSOM TO BE REMOVED PER PROPOSED DESIGN.
8. EXISTING PAIR DOORS TO REMAIN. CLEAN/REPAIR AS NECESSARY.
9. EXISTING WOOD FRAMED WALL FINISHED WITH STUCCO. REPAIR THOSE AREAS TO REMAIN.
10. EXISTING WOOD FASCIA TO BE CLEANED/REPAIRED/PAINTED PER SCHEDULE
11. EXISTING WOOD FRAMED ROOF FINISHED WITH ASPHALT SHINGLES. ROOF TO REMAIN AND TO BE INSPECTED AS NECESSARY.
12. EXISTING ADJACENT CLASSROOM BUILDING. NOT PART OF SCOPE.
13. EXISTING RAISED PLANTER TO BE MODIFIED WITHIN PROPOSED DESIGN
14. REMOVE PORTICO AND ROOF FRAMING PER PROPOSED DESIGN.
15. SECTION OF BUILDING TO BE EXTENDED PER PROPOSED DESIGN.
16. EXISTING WINDOW TO BE REPLACED WITH NEW ENERGY-EFFICIENT WINDOW WITH CLEAR TEMPERED GLASS.
17. EXISTING WOOD TRIM TO REMAIN. CLEAN/REPAIR/REPAINT PER SCHEDULE

APPROVAL STAMPS

Franco & Associates Inc.
12345 Ventura Blvd. H
Studio City, CA 91604
Tel 818 754-2030
Fax 818 754-2032
Architecture

PROJECT

VILLAGE CHRISTIAN SCHOOL
NEW SCOPE AND TENANT IMPROVEMENTS
8930 VILLAGE AVENUE
SUN VALLEY, CA 91352

REV	DESCRIPTION	DATE
	CASE MANAGEMENT MEETING	5/27/25
	CUP APPLICATION SUBMITTAL	11/3/25
	CUP APPLICATION RESUBMITTAL	1/12/26
	BOE EXHIBIT SUBMITTAL	4/17/26
	CUP APPLICATION RESUBMITTAL #2	4/21/26
	CUP APPLICATION RESUBMITTAL #3	**6/5/26**
	CUP APPLICATION RESUBMITTAL #4	**6/24/26**
	CUP APPLICATION RESUBMITTAL #5	**7/15/26**

LICENSED ARCHITECT
JIMMY DON PRICE
C-26710
RENEWAL 9-30-2027
STATE OF CALIFORNIA

PROJECT ADDRESS
8930 VILLAGE AVENUE
SUN VALLEY
CALIFORNIA 91352

DRAWING TITLE
ADMIN/CHAPEL/LIBRARY
TENANT IMPROVEMENT
EXISTING ELEVATIONS

DRAWN BY | ISSUE DATE 7/15/26
JOB NUMBER | DRAWING SCALE AS NOTED
APPROVED BY:

DRAWING NUMBER
A4.02



WALL LEGEND

- DEMOLISH EXISTING PARTITION
- (E) WD FRAMED WALL CONSTRUCTION TO REMAIN
- (N) WD FRAMED WALL CONSTRUCTION
- 8" CMU WALL CONSTRUCTION

FLOOR PLAN KEY NOTES

1. LEVEL OUT EXISTING FLOOR THROUGHOUT THE EXISTING CHAPEL.
2. EXPAND EXISTING RESTROOM PER CURRENT ADA-COMPLIANT RECOMMENDATIONS.
3. CREATE NEW DOOR OPENING WITHIN EXTERIOR WALL.
4. REMOVE/REPLACE EXISTING WINDOWS WITH NEW HM DOOR WITH SIDELIGHT
5. REMOVE EXISTING STAGE AND STEPS.
6. CREATE NEW VISITOR UNISEX RESTROOM TO COMPLY WITH CURRENT ADA RECOMMENDATIONS.
7. CREATE NEW RECEPTION STATION WITH WORKSURFACE TO COMPLY WITH CURRENT ADA RECOMMENDATIONS.
8. CREATE NEW PERMANENT RAMP TO EXISTING FINISHED GRADE.
9. EXTEND 1ST FLOOR AREA INTO EXISTING COURTYARD. MAKE ROOM FOR EXISTING PLANTER ALONG NE SIDE OF THE EXISTING ENTRY.
10. CREATE NEW COURTYARD FOR OUTDOOR DINING FOR STAFF USE.
11. ENLARGE EXISTING RESTROOMS TO ACCOMMODATE CURRENT ADA REQUIREMENTS.
12. NEW 7'x9' WORKSTATIONS. PROVIDED/INSTALLED BY OWNER. ELECTRICAL ENGINEER TO COORDINATE ELECTRICAL. LV CONSULTANT TO COORDINATE TELE/DATA NECESSARY.
13. NEW STORAGE ROOM. PAINT WALLS TO MATCH EXISTING BUILDING STANDARD. PROVIDE FLOORING AND WALL BASE TO MATCH EXISTING BUILDING STANDARD.
14. NEW STAFF LOUNGE. PAINT WALLS TO MATCH EXISTING BUILDING STANDARD. PROVIDE FLOORING AND WALL BASE TO MATCH EXISTING BUILDING STANDARD.
15. NEW UPPER/LOWER CABINET WITH SOLID SURFACE COUNTER AND 4"H BACKSPLASH. PROVIDE S.S. DROP-IN SINK WITH GARBAGE DISPOSAL. PROVIDE LOCKABLE STORAGE. PROVIDE ELEC FOR GARBAGE DISPOSAL AND MICROWAVE.
16. PROVIDE SEPARATE CIRCUIT FOR REFRIGERATOR. SUPPLIED/INSTALLED BY SCHOOL.
17. PROVIDE SEPARATE CIRCUIT AND TELE/DATA FOR COPIER. SUPPLIED/INSTALLED BY SCHOOL.
18. INSTALL JANITOR MOP SINK, WALL-MOUNTED SHELF, SOAP AND PAPER TOWEL DISPENSER.
19. INSTALL FRP ABOVE FLOOR BASE TO 48"AFF., ALL WALLS. COLOR TBD.
20. CONSTRUCT NEW STUDENT RESTROOMS. PROVIDE CERAMIC FLOOR TILE. PROVIDE A MIN. 48"H CERAMIC TILE WAINSCOTING ON ALL WALLS.
21. PROVIDE FLOOR-MTD TOILETS WITH AUTOMATIC FLUSH TO MEET CURRENT CODE REQUIREMENTS.
22. PROVIDE OVER-HEAD BRACED TOILET PARTITIONS. COLOR TBD.
    MANUF: ACCU-TEC, MODEL: PHENOLIC - OR APPROVED SIMILAR.
23. PROVIDE WALL-MOUNTED LAVATORY WITH CONCEALED ARMS AND METERED FAUCET.
24. PROVIDE WALL-MOUNTED URINAL.
25. RENOVATE EXISTING NURSE'S STATION WITH ACCESS FROM BOTH CORRIDOR AND ADMIN AREA.
26. RENOVATE SPACE FOR STUDENT PRESENTATION/GALLERY WITH ACCESS FROM INTERIOR CORRIDOR..
27. NEW SPECIALTY CLASSROOM. PAINT WALLS TO MATCH EXISTING BUILDING STANDARD. PROVIDE FLOORING AND WALL BASE TO MATCH EXISTING BUILDING STANDARD. COORDINATE NEED FOR SPECIAL UTILITIES (IE. PLUMBING, ELECT, MECH).
28. REMOVE/REPLACE EXISTING WINDOW WITH DOOR AND ADJACENT SIDELIGHT. PROVIDE HM FRAME AND DOOR.
29. REMOVE EXISTING WINDOW, INFILL OPENING WITH LIKE CONSTRUCTION
30. EXISTING LIBRARY TO REMAIN. PROVIDE MINIMUM UPDATES. DETAILS TO FOLLOW.
31. NEW DRINKING FOUNTAIN, CHILLED WITH BOTTLE FILLER. RECESS IN ALCOVE. PROVIDE A SEPARATE CIRCUIT FOR CHILLER.
32. REMOVE WALL SECTION PER DESIGN
33. REMOVE EXISTING PILASTER PER DESIGN. CONFIRM STRUCTURAL REQUIREMENTS
34. NEW ALUMINUM STOREFRONT SYSTEM W/ 1" CLEAR TEMPERED GLASS. ARCADIA SPEC.
35. STUCCO PILASTER. WD FRAMED PAINTED.
36. EXISTING CEILING TAPERED WOOD BEAMS TO REMAIN. CLEAN/REPAIR AS NECESSARY
37. EXISTING WALL AND DOOR FRAME TO REMAIN. PROTECT IN PLACE DURING CONSTRUCTION. CLEAN/REPAIR/REPAINT AS NEEDED
38. EXISTING DOOR/FRAME TO REMAIN. CLEAN/REPAIR AS NECESSARY. REPLACE HARDWARE.
39. REPLACE EXISTING WINDOWS WITH NEW ALUMINUM STOREFRONT SYSTEM. PROCEED...AND 1" TEMPERED GLASS

59a. EXISTING WINDOWS TO REMAIN, CLEAN/REPAIR AS NECESSARY.

APPROVAL STAMPS

2 ADMIN/CHAPEL/LIBRARY - PROPOSED FLOOR PLAN
SCALE: 1/8" = 1'-0"

Franco & Associates Inc. Architecture
12345 Ventura Blvd. H
Studio City, CA 91604
Tel 818 754-2030
Fax 818 754-2032

PROJECT

VILLAGE CHRISTIAN SCHOOL
NEW SCOPE AND TENANT IMPROVEMENTS
8930 VILLAGE AVENUE
SUN VALLEY, CA 91352

REV	DESCRIPTION	DATE
	CASE MANAGEMENT MEETING	5/27/25
	CUP APPLICATION SUBMITTAL	11/3/25
	CUP APPLICATION RESUBMITTAL	1/12/26
	BOE EXHIBIT SUBMITTAL	4/17/26
	CUP APPLICATION RESUBMITTAL #2	4/21/26
	CUP APPLICATION RESUBMITTAL #3	6/5/26
	CUP APPLICATION RESUBMITTAL #4	6/24/26
	CUP APPLICATION RESUBMITTAL #5	**7/15/26**

LICENSED ARCHITECT
JIMMY DON FRANCO
C-26710
REN. 9-30-2027
STATE OF CALIFORNIA

PROJECT ADDRESS:
8930 VILLAGE AVENUE
SUN VALLEY
CALIFORNIA 91352

DRAWING TITLE:
ADMIN/CHAPEL/LIBRARY PROPOSED FLOOR PLANS

DRAWN BY:
ISSUE DATE: **7/15/26**
JOB NUMBER:
DRAWING SCALE: AS NOTED
APPROVED BY:

DRAWING NUMBER:
A4.10

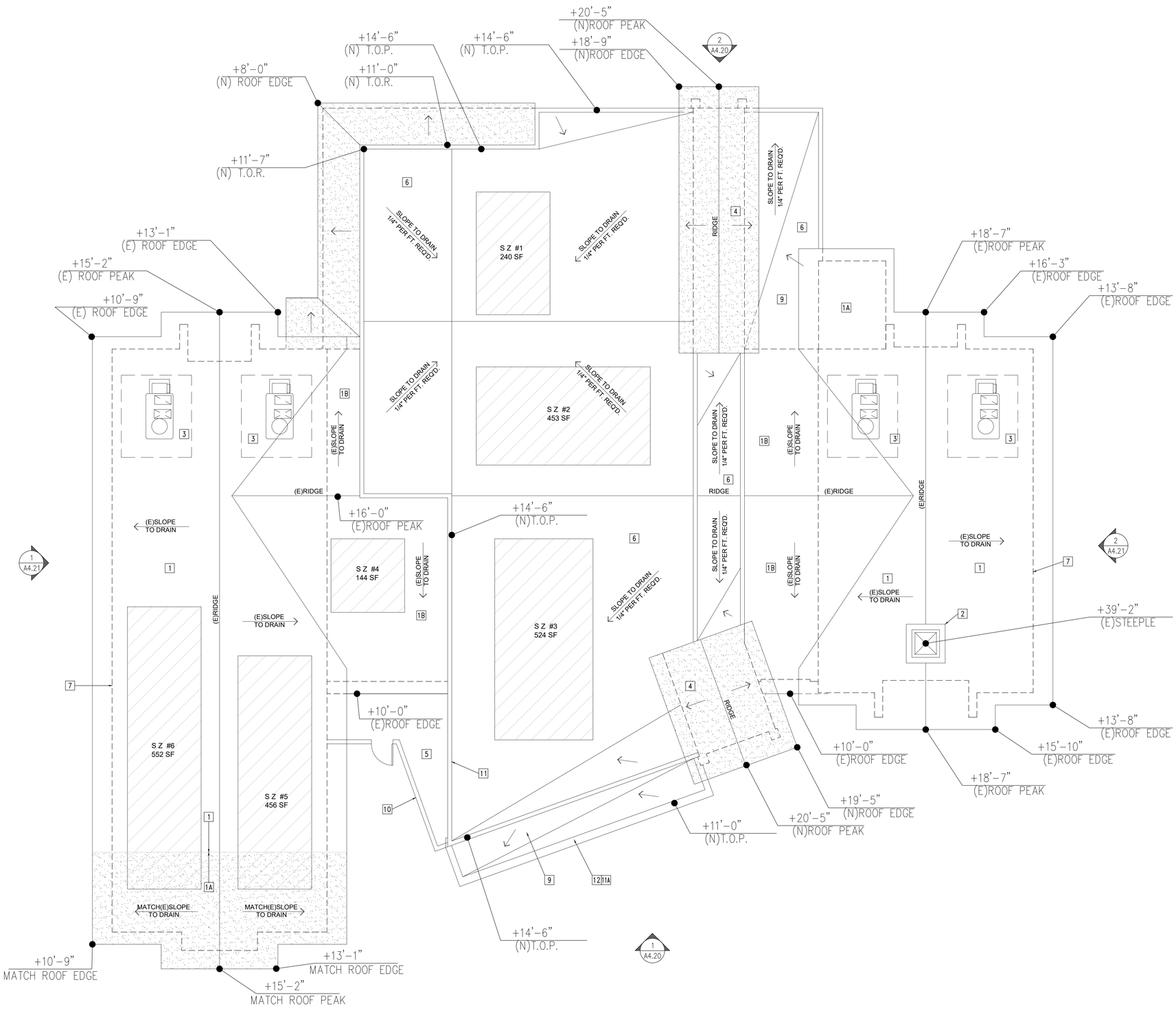

2 ADMIN/CHAPEL/LIBRARY - PROPOSED ROOF PLAN
SCALE: 1/8" = 1'-0"

ROOF PLAN LEGEND

PROPOSED SOLAR AREA

PROPOSED ASPHALT ROOF AREA

ROOF PLAN KEY NOTES

1 (E) ROOF TO REMAIN. REPAIR AS NEEDED, WHERE NEW TO MEET/JOIN EXISTING.

1A (E) ROOF FRAMING TO MEET/JOIN EXISTING. FINISH ROOF TO MATCH EXISTING.

1B MODIFY (E) PITCHED ROOF TO ACCOMMODATE NEW FRAMING. FINISH WITH ASPHALT SHINGLES TO MATCH EXISTING BUILDING STANDARD.

2 (E) STEEPLE TO REMAIN. CLEAN/REPAIR/REPAINT AS REQUIRED.

3 INSPECT (E) ROOFTOP MECHANICAL UNITS. REPAIR AS NECESSARY.

4 (N) PITCHED ROOF FRAMING. APPLY (N) ASPHALT SHINGLES TO MATCH EXISTING BUILDING STANDARD.

5 AREA OPEN TO THE SKY.

6 CLASS A ROOF. INSTALL SINGLE-PLY TPO ROOFING MEMBRANE OVER (N) ROOF FRAMING.

7 LINE OF WALL BELOW.

8 TOTAL ROOF AREA: 15686 SF
SOLAR ZONE AREA REQUIRED: 15686 SF X .15 = 2353 SF
SOLAR ZONE AREA PROVIDED: 240 + 476 + 524 + 144 + 456 + 552 = 2369 SF

9 PROVIDE CRICKET AS REQUIRED.

10 CMU WALL BELOW.

11 PARAPET FINISHED IN STUCCO. INSTALL WITH METAL COPING PAINTED TO MATCH ADJACENT SURFACE.

11A LOW PARAPET. INSTALL METAL COPING PAINTED TO MATCH ADJACENT SURFACE.

12 "ALUCOBOND" ALUMINUM FRIEZE.

13 FIGURE FOR ROOFTOP MECHANICAL UNITS AND ROOF AREA ALLOCATED FOR FUTURE SOLAR INSTALLATION, THROUGHOUT.

FIRE DEPARTMENT NOTE:
ANY ROOF ELEVATION CHANGES IN EXCESS OF 3 FEET MAY REQUIRE THE INSTALLATION OF SHIPS LADDERS.

APPROVAL STAMPS

Franco & Associates Inc.
Architecture
12345 Ventura Blvd. H
Studio City, CA 91604
Tel 818 754-2030
Fax 818 754-2032

PROJECT
VILLAGE CHRISTIAN SCHOOL
NEW SCOPE AND TENANT IMPROVEMENTS
8930 VILLAGE AVENUE
SUN VALLEY, CA 91352

REV.	DESCRIPTION	DATE
	CASE MANAGEMENT MEETING	5/27/25
	CUP APPLICATION SUBMITTAL	11/3/25
	CUP APPLICATION RESUBMITTAL	1/12/26
	BOE EXHIBIT SUBMITTAL	4/17/26
	CUP APPLICATION RESUBMITTAL #2	4/21/26
	CUP APPLICATION RESUBMITTAL #3	6/5/26
	CUP APPLICATION RESUBMITTAL #4	6/24/26
	CUP APPLICATION RESUBMITTAL #5	**7/15/26**

LICENSED ARCHITECT
JIMMY DON FRY
C-26710
REN. 9-30-2027
STATE OF CALIFORNIA

PROJECT ADDRESS:
8930 VILLAGE AVENUE
SUN VALLEY
CALIFORNIA 91352

DRAWING TITLE
ADMIN/CHAPEL/LIBRARY
PROPOSED ROOF PLAN

DRAWN BY:	ISSUE DATE: 7/15/26
JOB NUMBER:	DRAWING SCALE: AS NOTED
APPROVED BY:	

DRAWING NUMBER
A4.11



NOTE: REFER TO SHEET A6.00 FOR COLOR AND MATERIALS.

1 ADMIN/CHAPEL/LIBRARY - PROPOSED NORTH ELEVATION

SCALE: 1/8" = 1'-0"

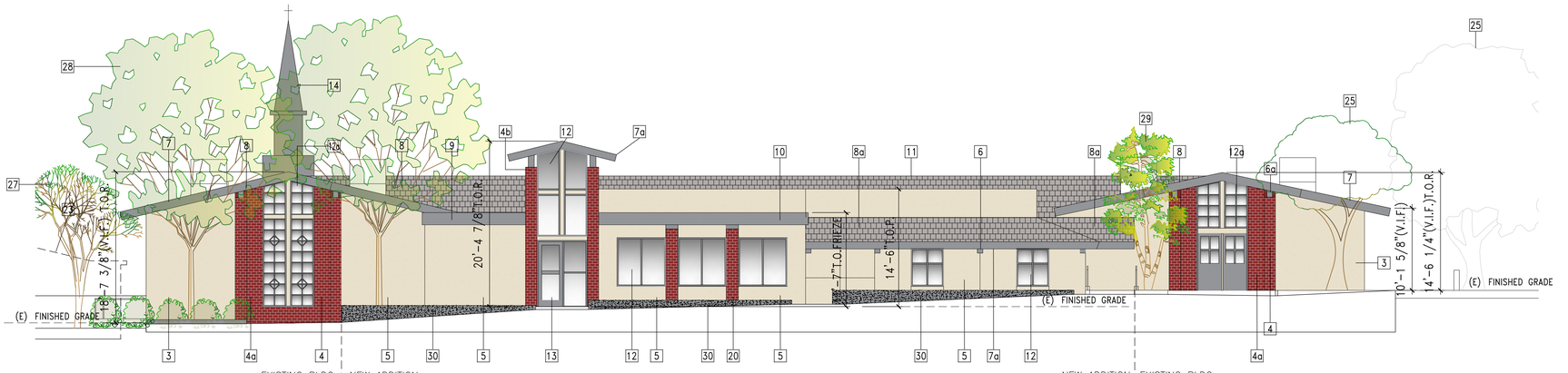

NOTE: REFER TO SHEET A6.00 FOR COLOR AND MATERIALS.

2 ADMIN/CHAPEL/LIBRARY - PROPOSED SOUTH ELEVATION

SCALE: 1/8" = 1'-0"

ELEVATION PLAN KEY NOTES

1. SCHOOL CREST
2. FLAT CUT ALUMINUM LETTERS, 1" THICKNESS PAINTED TO MATCH DUNN EDWARDS SHEET METAL DE6356
3. EXISTING STUCCO FINISH. PAINT PER SCHEDULE
3a. NEW STUCCO FINISH TO MATCH BLDG STANDARDS. PAINT PER SCHEDULE
4. EXISTING PILASTER/COLUMN ENCLOSURE FINISH WITH BRICK VENEER. CLEAN/REPAIR AS NECESSARY.
4a. EXISTING WOOD FRAMED WALL FINISHED WITH BRICK VENEER. CLEAN/REPAIR AS NECESSARY
4b. NEW PILASTER COLUMN ENCLOSURE FINISHED WITH BRICK VENEER. CLEAN/REPAIR AS NECESSARY
4c. NEW WOOD FRAMED WALL FINISHED WITH BRICK VENEER TO MATCH BUILDING STANDARD.
5. NEW WOOD FRAMED WALL FINISHED WITH STUCCO, STUCCO TO BE PAINTED PER SCHEDULE
6. NEW WOOD CORBELS/TRIM TO MATCH BUILDING STANDARDS. FINISH PER SCHEDULE.
6a. EXISTING WOOD CORBEL/TRIM TO REMAIN. CLEAN/REPAIR/REPAINT PER SCHEDULE.
7. EXISTING WOOD TRIM FASCIA. NEW PAINT/STAIN PER SCHEDULE.
7a. NEW WOOD FASCIA TO MATCH BUILDING STANDARD. PAINT/STAIN PER SCHEDULE
8. EXISTING ASPHALT ROOF. CLEAN/REPAIR AS NECESSARY
8a. NEW ASPHALT ROOF TO MATCH BUILDING STANDARD.
9. NEW WOOD CORNICE. PAINT/STAIN PER SCHEDULE
10. NEW WOOD FRIEZE. PAINT/STAIN PER SCHEDULE.
11. NEW STUCCO FINISHED PARAPET WALL TOPPED WITH MTL COPING, FINISHED TO MATCH ADJACENT COLOR PER SCHEDULE.
12. NEW ALUMINUM STOREFRONT WINDOWS WITH CLEAR, TEMPERED GLASS
12a. EXISTING WINDOWS TO REMAIN. CLEAN/REPAIR AS NECESSARY
13. NEW ALUMINUM STOREFRONT DOOR WITH SIDE LIGHT, GLAZING TO BE CLEAR TEMPERED.
13a. NEW ALUMINUM STOREFRONT DOOR GLAZING TO BE CLEAR, TEMPERED
14. EXISTING STEEPLE TO REMAIN. CLEAN/REPAIR/REPAINT PER SCHEDULE.
15. EXISTING ROOFTOP HVAC TO REMAIN PENDING INSPECTION
16. NEW WOOD FAMED 5' H WALLS TO ENCLOSE EW COURTYARD. FINISH WALL WITH BRICK VENEER TO MATCH BUILDING STANDARD.
17. NEW WROUGHT IRON GATE. PAINT PER SCHEDULE
18. NEW CONCRETE RAMP WITH PIPE RAIL GUARDRAILS TO MEET CURRENT CODE REQUIREMENTS
19. 1" STUCCO CONTROL JOINTS TO IMITATE BUILDING STANDARDS AND DESIGN. INFILL PANELS TO BE STUCCO, FINISH TO MATCH BUILDING STANDARD.
20. NEW WOOD FRAMED PILASTER FINISHED IN BRICK VENEER TO MATCH EXISTING.
21. MODIFY EXISTING WINDOW OPENING TO ACCOMIDATE NEW HM FRAME AND DOOR WITH INTEGRAL SIDE LIGHT AND TRANSOM. FRAME AND DOOR TO BE PAINTED PER SCHEDULE. GLAZING TO BE CLEAR, TEMPERED.
22. REPLACE EXISTING WINDOWS WITH NEW ENERGY-EFFICEINT WINDOWS . GLAZING TO BE CLEAR, TEMPERED.
23. EXISTING BUILDING BEYOND. NOT PART OF SCOPE
24. NEW CONCRETE PLANTER WALL WITH WOOD SLAT BENCH ON TOP.
25. EXISTING MATURE TREE TO REMAIN. PROTECT-IN-PLACE DURING CONSTRUCTION. PRUNE/TRIM AS NEEDED.
26. CERCIS OCCIDENTALIS WESTERN REDBUD, STANDARD MATURITY HEIGHT 15' MAX. REFER TO SHEET L-2 FOR ADD'L INFORMATION.
27. DRACENA DRACO DRAGON TREE MATURITY HEIGHT 10' MAX. REFER TO SHEET L-2 FOR ADD'L INFORMATION.
28. GINKGO BILOBA 'FAIRMONT' FAIRMONT MAIDENHAIR TREE MATURITY HEIGHT 35' MAX. REFER TO SHEET L-2 FOR ADD'L INFORMATION.
29. MELALEUCA QUINQUENERVIA PAPERBARK TREE MULTI-TRUNK MATURITY HEIGHT 20' MAX. REFER TO SHEET L-2 FOR ADD'L INFORMATION.
30. NEW RAISED PLANTER. REFER TO SHEET L-1 FOR ADD'L INFORMATION.
31. PROPOSED ADDRESS IDENTIFICATION LOCATION.

APPROVAL STAMPS

Franco & Associates Inc.
12345 Ventura Blvd. H
Studio City, CA 91604
Tel 818 754-2030
Fax 818 754-2032
Architecture

PROJECT

VILLAGE CHRISTIAN SCHOOL
NEW SCOPE AND TENANT IMPROVEMENTS
8930 VILLAGE AVENUE
SUN VALLEY, CA 91352

CHRISTUS-CENTRO SINCE 1949

REV	DESCRIPTION	DATE
	CASE MANAGEMENT MEETING	5/27/25
	CUP APPLICATION SUBMITTAL	11/3/25
	CUP APPLICATION RESUBMITTAL	1/12/26
	BOE EXHIBIT SUBMITTAL	4/17/26
	CUP APPLICATION RESUBMITTAL #2	4/21/26
	CUP APPLICATION RESUBMITTAL #3	6/5/26
	CUP APPLICATION RESUBMITTAL #4	6/24/26
	CUP APPLICATION RESUBMITTAL #5	7/15/26

LICENSED ARCHITECT
TIMMY DON PRYOR
C-26710
REN. 8-30-2027
STATE OF CALIFORNIA

PROJECT ADDRESS
8930 VILLAGE AVENUE
SUN VALLEY
CALIFORNIA 91352

DRAWING TITLE
ADMIN/CHAPEL/LIBRARY
TENANT IMPROVEMENT
PROPOSED ELEVATIONS

DRAWN BY
ISSUE DATE 7/15/26
JOB NUMBER
DRAWING SCALE AS NOTED
APPROVED BY:

DRAWING NUMBER
A4.20

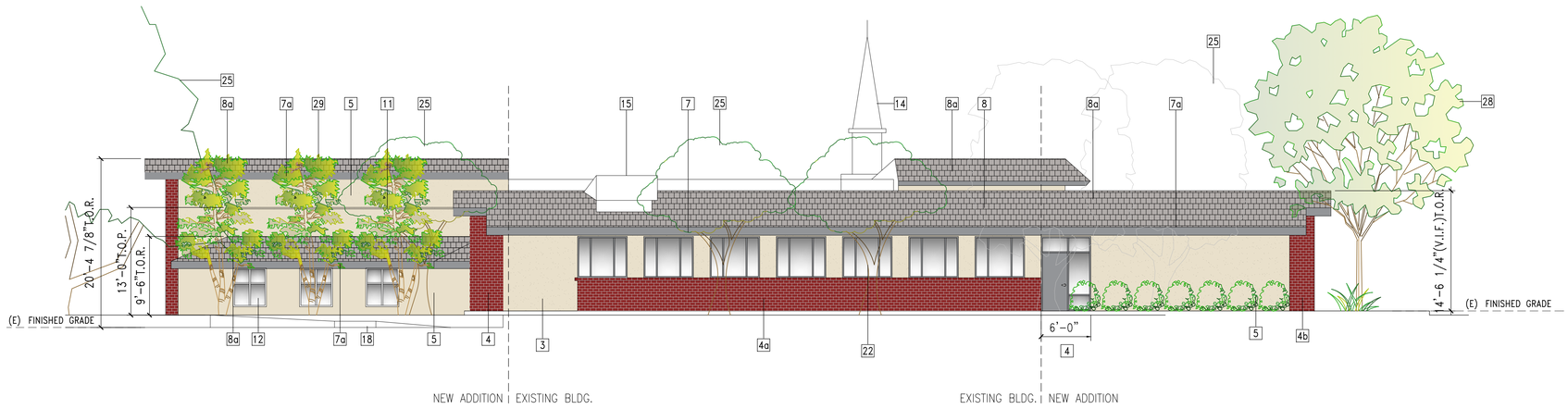

NOTE: REFER TO SHEET A6.00 FOR COLOR AND MATERIALS.

1 ADMIN/CHAPEL/LIBRARY - PROPOSED EAST ELEVATION

SCALE: 1/8" = 1'-0"

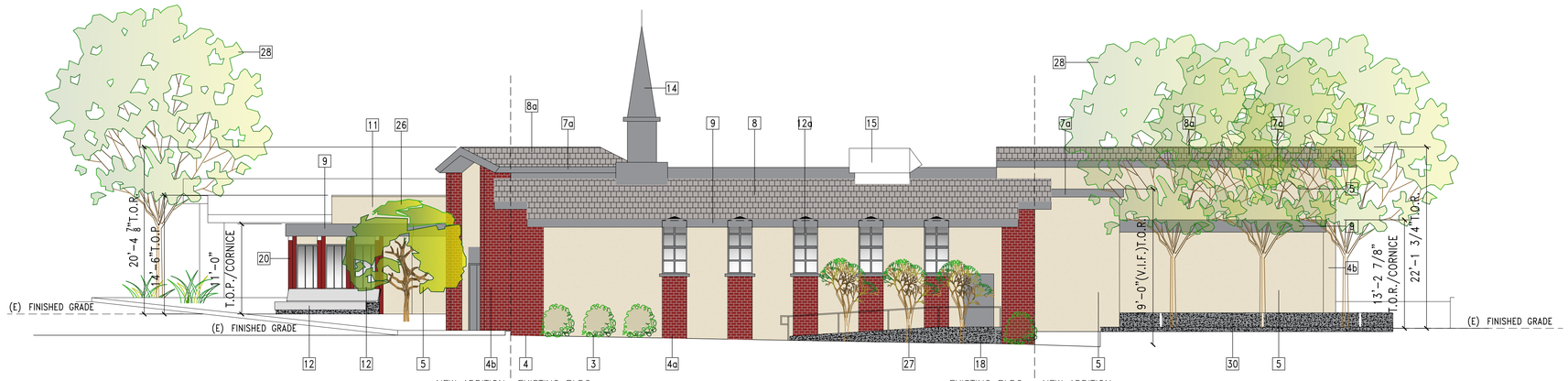

NOTE: REFER TO SHEET A6.00 FOR COLOR AND MATERIALS.

2 ADMIN/CHAPEL/LIBRARY - PROPOSED WEST ELEVATION

SCALE: 1/8" = 1'-0"

ELEVATION PLAN KEY NOTES

1 SCHOOL CREST

2 FLAT CUT ALUMINUM LETTERS, ¼" THICKNESS PAINTED TO MATCH DUNN EDWARDS SHEET METAL DE6356

3 EXISTING STUCCO FINISH. PAINT PER SCHEDULE

3a NEW STUCCO FINISH TO MATCH BLDG STANDARDS. PAINT PER SCHEDULE

4 EXISTING PILASTER/COLUMN ENCLOSURE FINISH WITH BRICK VENEER. CLEAN/REPAIR AS NECESSARY.

4a EXISTING WOOD FRAMED WALL FINISHED WITH BRICK VENEER. CLEAN/REPAIR AS NECESSARY

4b NEW PILASTER COLUMN ENCLOSURE FINISHED WITH BRICK VENEER. CLEAN/REPAIR AS NECESSARY

4c NEW WOOD FRAMED WALL FINISHED WITH BRICK VENEER TO MATCH BUILDING STANDARD.

5 NEW WOOD FRAMED WALL FINISHED WITH STUCCO, STUCCO TO BE PAINTED PER SCHEDULE

6 NEW WOOD CORBELS/TRIM TO MATCH BUILDING STANDARDS. FINISH PER SCHEDULE.

6a EXISTING WOOD CORBEL/TRIM TO REMAIN. CLEAN/REPAIR/REPAINT PER SCHEDULE.

7 EXISTING WOOD TRIM FASCIA. NEW PAINT/STAIN PER SCHEDULE.

7a NEW WOOD FASCIA TO MATCH BUILDING STANDARD. PAINT/STAIN PER SCHEDULE

8 EXISTING ASPHALT ROOF. CLEAN/REPAIR AS NECESSARY

8a NEW ASPHALT ROOF TO MATCH BUILDING STANDARD.

9 NEW WOOD CORNICE. PAINT/STAIN PER SCHEDULE

10 NEW WOOD FRIEZE. PAINT/STAIN PER SCHEDULE.

11 NEW STUCCO FINISHED PARAPET WALL TOPPED WITH MTL COPING, FINISHED TO MATCH ADJACENT COLOR PER SCHEDULE.

12 NEW ALUMINUM STOREFRONT WINDOWS WITH CLEAR, TEMPERED GLASS

12a EXISTING WINDOWS TO REMAIN. CLEAN/REPAIR AS NECESSARY

13 NEW ALUMINUM STOREFRONT DOOR WITH SIDE LIGHT, GLAZING TO BE CLEAR TEMPERED.

13a NEW ALUMINUM STOREFRONT DOOR GLAZING TO BE CLEAR, TEMPERED

14 EXISTING STEEPLE TO REMAIN. CLEAN/REPAIR/REPAINT PER SCHEDULE.

15 EXISTING ROOFTOP HVAC TO REMAIN PENDING INSPECTION

16 NEW WOOD FAMED 5' H WALLS TO ENCLOSE EW COURTYARD. FINISH WALL WITH BRICK VENEER TO MATCH BUILDING STANDARD.

17 NEW WROUGHT IRON GATE. PAINT PER SCHEDULE

18 NEW CONCRETE RAMP WITH PIPE RAIL GUARDRAILS TO MEET CURRENT CODE REQUIREMENTS

19 1" STUCCO CONTROL JOINTS TO IMITATE BUILDING STANDARDS AND DESIGN. INFILL PANELS TO BE STUCCO, FINISH TO MATCH BUILDING STANDARD.

20 NEW WOOD FRAMED PILASTER FINISHED IN STUCCO. PAINT PER SCHEDULE.

21 MODIFY EXISTING WINDOW OPENING TO ACCOMIDATE NEW HM FRAME AND DOOR WITH INTEGRAL SIDE LIGHT AND TRANSOM. FRAME AND DOOR TO BE PAINTED PER SCHEDULE. GLAZING TO BE CLEAR, TEMPERED.

22 REPLACE EXISTING WINDOWS WITH NEW ENERGY-EFFICEINT WINDOWS . GLAZING TO BE CLEAR, TEMPERED.

23 EXISTING BUILDING BEYOND. NOT PART OF SCOPE

24 NEW CONCRETE PLANTER WALL WITH WOOD SLAT BENCH ON TOP.

25 EXISTING MATURE TREE TO REMAIN. PROTECT-IN-PLACE DURING CONSTRUCTION. PRUNE/TRIM AS NEEDED.

26 CERCIS OCCIDENTALIS WESTERN REDBUD, STANDARD MATURITY HEIGHT 15' MAX. REFER TO SHEET L-2 FOR ADD'L INFORMATION.

27 DRACENA DRACO DRAGON TREE MATURITY HEIGHT 10' MAX. REFER TO SHEET L-2 FOR ADD'L INFORMATION.

28 GINKGO BILOBA 'FAIRMONT' FAIRMONT MAIDENHAIR TREE MATURITY HEIGHT 35' MAX. REFER TO SHEET L-2 FOR ADD'L INFORMATION.

29 MELALEUCA QUINQUENERVIA PAPERBARK TREE MULTI-TRUNK MATURITY HEIGHT 20' MAX. REFER TO SHEET L-2 FOR ADD'L INFORMATION.

30 NEW RAISED PLANTER. REFER TO SHEET L-1 FOR ADD'L INFORMATION.

31 PROPOSED ADDRESS IDENTIFICATION LOCATION.

APPROVAL STAMPS

Franco & Associates Inc.
Architecture
12345 Ventura Blvd. H
Studio City, CA 91604
Tel 818 754-2030
Fax 818 754-2032

PROJECT

VILLAGE CHRISTIAN SCHOOL
NEW SCOPE AND TENANT IMPROVEMENTS
8930 VILLAGE AVENUE
SUN VALLEY, CA 91352

REV.	DESCRIPTION	DATE
	CASE MANAGEMENT MEETING	5/27/25
	CUP APPLICATION SUBMITTAL	11/3/25
	CUP APPLICATION RESUBMITTAL	1/12/26
	BOE EXHIBIT SUBMITTAL	4/17/26
	CUP APPLICATION RESUBMITTAL #2	4/21/26
	CUP APPLICATION RESUBMITTAL #3	6/5/26
	CUP APPLICATION RESUBMITTAL #4	6/24/26
	CUP APPLICATION RESUBMITTAL #5	7/15/26

LICENSED ARCHITECT
JIMMY DON PRICE
C-26710
REN. 9-30-2027
STATE OF CALIFORNIA

PROJECT ADDRESS
8930 VILLAGE AVENUE
SUN VALLEY
CALIFORNIA 91352

DRAWING TITLE
ADMIN/CHAPEL/LIBRARY
TENANT IMPROVEMENT
PROPOSED ELEVATIONS

DRAWN BY	ISSUE DATE
	7/15/26
JOB NUMBER	DRAWING SCALE
	AS NOTED

APPROVED BY:

DRAWING NUMBER

A4.21



A AERIAL SITE MAP
SCALE: N.T.S.



1 VILLAGE AVE - VIEW SOUTH
SCALE: N.T.S



2 VILLAGE AVE - NE TOWARD PARCEL
SCALE: N.T.S



3 VILLAGE AVE - VIEW WEST
SCALE: N.T.S



4 VILLAGE AVE - VIEW WEST
SCALE: N.T.S



5 VIEW SE FROM FIELD
SCALE: N.T.S



6 VIEW N TOWARD WILDWOOD AVE
SCALE: N.T.S



7 VIEW SE TO HILLS
SCALE: N.T.S



8 VIEW SOUTH FROM FIELD
SCALE: N.T.S



9 VIEW SW FROM WILDWOOD AVE
SCALE: N.T.S



10 VIEW SE TOWARD HILLS
SCALE: N.T.S



11 VIEW E TOWARD HILLS FROM BASKETBALL COURT
SCALE: N.T.S

APPROVAL STAMPS

Franco & Associates Inc.
12345 Ventura Blvd. H
Studio City, CA 91604
Tel 818 754-2030
Fax 818 754-2032
Architecture

PROJECT
VILLAGE CHRISTIAN SCHOOL
NEW SCOPE AND TENANT IMPROVEMENTS
8930 VILLAGE AVENUE
SUN VALLEY, CA 91352

CHRISTUS-CENTRO SINCE 1949

REV	DESCRIPTION	DATE
	CASE MANAGEMENT MEETING	5/27/25
	CUP APPLICATION SUBMITTAL	11/3/25
	CUP APPLICATION RESUBMITTAL	1/12/26
	BOE EXHIBIT SUBMITTAL	4/17/26
	CUP APPLICATION RESUBMITTAL #2	4/21/26
	CUP APPLICATION RESUBMITTAL #3	6/5/26
	CUP APPLICATION RESUBMITTAL #4	**6/24/26**
	CUP APPLICATION RESUBMITTAL #5	**7/15/26**

LICENSED ARCHITECT
JIMMY DON PRYOR
C-26710
REN. 9-30-2027
STATE OF CALIFORNIA

PROJECT ADDRESS
8930 VILLAGE AVENUE
SUN VALLEY
CALIFORNIA 91352

DRAWING TITLE
EXISTING CAMPUS PHOTOS

DRAWN BY
ISSUE DATE
7/15/26
JOB NUMBER
DRAWING SCALE
AS NOTED
APPROVED BY:

DRAWING NUMBER
A5.00



A AERIAL SITE MAP
SCALE: N.T.S.



1 VIEW W TOWARD LIBRARY
SCALE: N.T.S



2 VIEW W TOWARD LIBRARY
SCALE: N.T.S



3 VIEW W TOWARD ADMIN
SCALE: N.T.S



4 VIEW S TOWARD ADMIN
SCALE: N.T.S



5 VIEW N TOWARD CHAPEL
SCALE: N.T.S



6 VIEW N TO LIBRARY
SCALE: N.T.S



7 VIEW SW OF PLAY YARD
SCALE: N.T.S



8 VIEW S TO PLAY YARD
SCALE: N.T.S



9 VIEW S TOWARD BLDG 10
SCALE: N.T.S



10 VIEW E TOWARD BLDG 10
SCALE: N.T.S



11 VIEW E BTWN BLDG 10 & 30
SCALE: N.T.S



12 VIEW N TOWARD BLDG 10
SCALE: N.T.S



13 VIEW NW TOWARD BLDG 10
SCALE: N.T.S



14 VIEW N TOWARD ADMIN/CHAPEL/LIBRARY
SCALE: N.T.S

APPROVAL STAMPS

Franco & Associates Inc.
Architecture
12345 Ventura Blvd. H
Studio City, CA 91604
Tel 818 754-2030
Fax 818 754-2032

PROJECT
VILLAGE CHRISTIAN SCHOOL
NEW SCOPE AND TENANT IMPROVEMENTS
8930 VILLAGE AVENUE
SUN VALLEY, CA 91352

REV	DESCRIPTION	DATE
	CASE MANAGEMENT MEETING	5/27/25
	CUP APPLICATION SUBMITTAL	11/3/25
	CUP APPLICATION RESUBMITTAL	1/12/26
	BOE EXHIBIT SUBMITTAL	4/17/26
	CUP APPLICATION RESUBMITTAL #3	4/21/26
	CUP APPLICATION RESUBMITTAL #3	6/5/26
	CUP APPLICATION RESUBMITTAL #4	6/24/26
	CUP APPLICATION RESUBMITTAL #5	7/15/26

LICENSED ARCHITECT
JIMMY DON FRY
C-26710
REN. 9-30-2027
STATE OF CALIFORNIA

PROJECT ADDRESS
8930 VILLAGE AVENUE
SUN VALLEY
CALIFORNIA 91352

DRAWING TITLE
EXISTING CAMPUS PHOTOS

DRAWN BY:
ISSUE DATE: 7/15/26
JOB NUMBER:
DRAWING SCALE: AS NOTED
APPROVED BY:

DRAWING NUMBER
A5.01



A AERIAL SITE MAP
SCALE: N.T.S.



1 VIEW NE FIRE LANE (WILDWOOD AVE)
SCALE: N.T.S



2 VIEW SW FIRE LANE (WILDWOOD AVE)
SCALE: N.T.S



3 VIEW N FIRE LANE (WILDWOOD AVE)
SCALE: N.T.S



4 VIEW W UPPER PARKING LOTS
SCALE: N.T.S



5 VIEW S FIRE LANE (WILDWOOD AVE)
SCALE: N.T.S

APPROVAL STAMPS

Franco & Associates Inc.
Architecture
12345 Ventura Blvd. H
Studio City, CA 91604
Tel 818 754-2030
Fax 818 754-2032

PROJECT
VILLAGE CHRISTIAN SCHOOL
NEW SCOPE AND TENANT IMPROVEMENTS
8930 VILLAGE AVENUE
SUN VALLEY, CA 91352

REV	DESCRIPTION	DATE
	CASE MANAGEMENT MEETING	5/27/25
	CUP APPLICATION SUBMITTAL	11/3/25
	CUP APPLICATION RESUBMITTAL	1/12/26
	BOE EXHIBIT SUBMITTAL	4/17/26
	CUP APPLICATION RESUBMITTAL #2	4/21/26
	CUP APPLICATION RESUBMITTAL #3	6/5/26
	CUP APPLICATION RESUBMITTAL #4	**6/24/26**
	CUP APPLICATION RESUBMITTAL #5	**7/15/26**

LICENSED ARCHITECT
TIMMY DON FRANCO
C-26710
REN. 9-30-2027
STATE OF CALIFORNIA

PROJECT ADDRESS
8930 VILLAGE AVENUE
SUN VALLEY
CALIFORNIA 91352

DRAWING TITLE
EXISTING CAMPUS PHOTOS

DRAWN BY
ISSUE DATE
7/15/26
JOB NUMBER
DRAWING SCALE
AS NOTED
APPROVED BY:

DRAWING NUMBER
A5.02

ROOFING SHINGLES

TO MATCH/BLEND WITH EXISTING BUILDING STANDARD.

MANUF.: GAF
MODEL: TIMBERLINE UHDZ
COLOR: PEWTER GRAY



THIS PRODUCT IS IN FIRE COMPLIANCE WITH ANSI/UL 790 CLASS A.

THIS PRODUCT PASSED THE UL 2218 IMPACT-RESISTANCE TEST WITH CLASS 4 RATING (HIGHEST POSSIBLE).



REFER TO TENANT IMPROVEMENT BUILDING PLANS AND ELEVATIONS.

ALUMINUM FRIEZE, CORNICE AND CANOPY

ALUMINUM TO BE PAINTED TO MATCH SPECIFIED COLOR.
ALL TO HAVE A SEMI-GLOSS FINISH.

MANUF.: ALUCOBOND
COLOR: GREYHOUND
LRV: 9



MANUF.: ALUCOBOND
COLOR: PATRIOT RED
LRV: 22



REFER TO BUILDING PLANS AND ELEVATIONS.

KAL WALL

ALL ALUMINUM FRAMES TO BE FINISHED BRONZE #85 TO MATCH ALUMINUM STOREFRONT.

MANUF.: KALWALL
COLOR: BRONZE #85



MANUF.: EXTERIOR
COLOR: CRYSTAL



MANUF.: EXTERIOR (FRP)
COLOR: ROSE



PANEL OPTIONS
* NUMEROUS FRP FACE SHEETS
* STANDARD + CUSTOM GRID-CORES
* U-VALUE: 0.53 – 0.05 BTU/hr ft 2°F
* LIGHT TRANSMISSION: 3% – 50%
* SOLAR HEAT GAIN: 0.07 – 0.65 SHGC
* PANEL SIZES: UP TO 5'x20'
* PANEL THICKNESS(ES): 2-3/4"x4"
* LIGHTWEIGHT<2.5lbs/ft (TYPICAL)

Verti-Kal™







EXTERIOR FRP FACE SHEET ANATOMY (SEE ABOVE):
1. KALWALL UV-BLOCKING WEATHERABLE SURFACE (KWS)
2. SUPER-WEATHERING UV-STABLE THERMOSET POLYMER MATRIX
3. ENCAPSULATED GLASS VEIL EROSION BARRIER
4. SUPER-WEATHERING UV-STABLE THERMOSET POLYMER MATRIX
5. GLASS FIBER REINFORCING (INCLUDING HIGH IMPACT AND SPECIALTY OPTIONS)
6. SUPER-WEATHERING UV-STABLE THERMOSET POLYMER MATRIX

INTERIOR FRP FACE SHEET ANATOMY (SEE ABOVE):
1. FIRE-RESISTANT THERMOSET POLYMER MATRIX (FLAME AND SMOKE RATINGS AVAILABLE)
2. PRISMATIC GLASS FIBER REINFORCING (INCLUDING HIGH IMPACT AND SPECIALTY OPTIONS)
3. FIRE-RESISTANT THERMOSET POLYMER MATRIX (FLAME AND SMOKE RATING AVAILABLE)
4. OPTIONAL FRP PANEL FINISHES AND EMBOSSING AVAILABLE



REFER TO GYMNASIUM BUILDING ELEVATIONS FOR KAL WALL LOCATIONS.

STUCCO WALL SURFACE

ALL NEW STUCCO TO HAVE A 20/30 SAND FINISH.
ALL STUCCO TO BE PAINTED WITH AN ELASTOMERIC FINISH.
APPLY ANTI-GRAFFITI COATING TO ALL WALL SURFACES TO A MINIMUM OF 9'-0" AFF.

MANUF.: DUNN EDWARDS
COLOR: SHEET METAL DE6356
LRV: 11



MANUF.: DUNN EDWARDS
COLOR: BLACK TIE DE6357
LRV: 6



MANUF.: DUNN EDWARDS
COLOR: ARABIAN RED DEA155
LRV: 13



MANUF.: DUNN EDWARDS
COLOR: NAVAJO WHITE
LRV: 70



REFER TO BUILDING ELEVATIONS FOR MATERIAL LOCATIONS.

DECORATIVE MASONRY BLOCK WALL

ALL CMU WALLS TO BE SEALED AND TREATED WITH ANTI-GRAFFITI COATING TO A MINIMUM OF 9'-0"AFF.

MANUF.: ANGELES BLOCK
COLOR: NATURAL GRAY
FINISH: BURNISHED



MANUF.: ANGELES BLOCK
COLOR: NATURAL GRAY
FINISH: PRECISION, TO BE PAINTED PER FINISH SCHEDULE



REFER TO BUILDING ELEVATIONS FOR MATERIAL LOCATIONS.

ALUMINUM STOREFRONT

ALL ALUMINUM STOREFRONT FRAMES TO BE FINISHED AS STANDARD DARK BRONZE.
ALL FRAMES TO BE 2"x4" WITH OFFSET GLASS.
ALL GLASS TO BE 1" LOW-E, INSULATED.
ALL GLASS TO BE CLEAR, U.O.N.

MANUF.: ARCADIA INC.
MODEL: AB-7
FINISH: STANDARD DARK BRONZE



MANUF.: VITRO ARCHITECTURAL GLASS
MODEL: SOLARBAN 60
COLOR: CLEAR
VLR: EXTERIOR 11%, INTERIOR 12%
NOTE: EXTERIOR GLASS PANE TO BE TEMPERED U.O.N. IN ORDER TO COMPLY WITH 2025 CWUIC.



2"x4" OFFSET FRAME



MANUF.: VITRO ARCHITECTURAL GLASS
MODEL: BIRDSMART SPECK 6 SHIFT
GLASS: SOLARBAN 60
COLOR: CLEAR
VLR: EXTERIOR 11%, INTERIOR 12%
THREAT FACTOR: 25
PATTERN DIMENSION: 2"x4" OFFSET





BIRDSMART SPECK 6 SHIFT TO BE INSTALLED AT UPPER GLAZING WITHIN THE NEW GYMNASIUM LOBBY.

REFER TO BUILDING ELEVATIONS AND PLANS FOR WINDOW LOCATIONS.

APPROVAL STAMPS

Franco & Associates Inc.
12345 Ventura Blvd. H
Studio City, CA 91604
Tel 818 754-2030
Fax 818 754-2032
Architecture

PROJECT
VILLAGE CHRISTIAN SCHOOL
NEW SCOPE AND TENANT IMPROVEMENTS
8930 VILLAGE AVENUE
SUN VALLEY, CA 91352

REV	DESCRIPTION	DATE
	CASE MANAGEMENT MEETING	5/27/25
	CUP APPLICATION SUBMITTAL	11/3/25
	CUP APPLICATION RESUBMITTAL	1/12/26
	BOE EXHIBIT SUBMITTAL	4/17/26
	CUP APPLICATION RESUBMITTAL #2	4/21/26
	CUP APPLICATION RESUBMITTAL #3	6/5/26
	CUP APPLICATION RESUBMITTAL #4	6/24/26
	CUP APPLICATION RESUBMITTAL #5	7/15/26

LICENSED ARCHITECT
JIMMY DON FRYE
C-26710
REN: 9-30-2027
STATE OF CALIFORNIA

PROJECT ADDRESS
8930 VILLAGE AVENUE
SUN VALLEY
CALIFORNIA 91352

DRAWING TITLE
PROPOSED COLORS AND MATERIALS

DRAWN BY
ISSUE DATE
7/15/26
JOB NUMBER
DRAWING SCALE
AS NOTED
APPROVED BY:

DRAWING NUMBER
A6.00

KLIK LEDpod™ 40 Patented







DESCRIPTION

Discrete, seamless point source LED fixture for use in all code-compliant handrail, especially curving ramps and helical stairs as well as long runs on bridges and pedestrian paths. Asymmetric optic allows mounting at rail nadir, eliminating uncomfortable glare issues. Typical spacing between LEDpods on stairs is 24", and on level runs is 48".

HOUSING

Aluminum body has a fine 25-micron finish and is then hard-coat anodized, thus preventing galvanic corrosion. Silicone gasket seals the installation from water ingress and provides added means of electrical isolation to minimize potential for galvanic reaction.

MOUNTING

Patented attachment method offers unparalleled security and ease of mounting. Requires only a simple drilled hole in railing material. All conductors remain internal to railing to provide secure and safe wiring. IK10 Impact rating ensures vandal resistance.

- Tube Size: Ø 1.5" - 1.75", Max. wall .2"
  Other sizes available upon request.
- Cut Out: 25mm
  - Must use a 25mm annular cutter [NOT a 1" cutter].

ELECTRICAL/LED DRIVER

- Input Voltage: 24 VDC
- Driver: Must use class 2 driver
  - Primary Driver: 110 - 277 VAC UL Listed Constant Voltage
  - Secondary Driver: 350 - 700mA Constant Current (provided with fixture)
- Control: 0-10V, DALI, DMX
  - DMX control for dimming only, not for individually addressed LEDpod
- Enclosure: Minimum NEMA2 for indoor, NEMA 3R for outdoor
- Wire connectors provided; factory pre-wire available, consult factory

ETL listed
UL 1598/CSA 22.2; CE

LED Operating Temp:
-40° F – 160° F

Weatherproof Rating:
IP66
Wet location rated

3G Vibration
per MIL-STD-810G

Impact resistance:
IK10

Wildlife friendly

International Dark Sky Association Certified Amber ≤ 3000K

All IP rated luminaires tested to AS60529-2004 Degrees of protection provided by enclosures (IP Code)



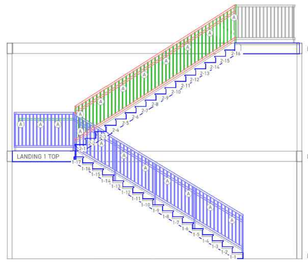

QTY	LABEL	ARRANGEMENT	LUMENS	LLF	DESCRIPTION
26	A	Single	130	0.900	LPD040-3K-500mA-Z-DW-Asym Clear Lens

Landing readings taken on landing. Stair readings taken on stair. *(Design based on 2' centers.)*

LABEL	UNITS	AVG	MAX	MIN	AVG/MIN	MAX/MIN
Landing	fc	13.71	22.3	3.0	4.56	7.40

STAIRS	UNITS	AVG	MAX	MIN	AVG/MIN	MAX/MIN
1-9	fc	8.99	15.6	0.5	17.93	31.13
1-10	fc	8.83	13.0	0.5	17.60	25.93
1-11	fc	8.68	11.9	0.5	17.47	23.96
1-12	fc	8.56	12.1	0.5	17.07	23.44
1-13	fc	8.50	12.1	0.5	16.93	23.98
1-14	fc	8.43	12.1	0.5	16.81	23.98
1-15	fc	8.41	12.1	0.5	16.77	23.98
1-16	fc	8.38	12.4	0.6	13.47	20.07
1-17	fc	8.14	10.8	0.6	13.33	18.17
1-2	fc	8.11	9.9	0.9	8.79	11.00
1-3	fc	7.89	12.4	0.9	7.75	13.56
1-4	fc	8.64	11.4	1.0	8.66	11.42
1-5	fc	8.64	11.4	1.0	8.66	11.42
1-6	fc	8.13	11.8	1.0	8.13	11.80
1-7	fc	8.06	11.8	0.9	7.71	13.22
1-8	fc	8.80	11.9	0.9	7.96	13.22
1-9	fc	8.86	11.7	0.9	7.82	13.00
2-1	fc	7.83	13.5	1.7	4.60	7.94
2-10	fc	7.33	12.6	1.9	3.86	6.63
2-11	fc	7.60	13.5	1.7	4.47	7.94
2-12	fc	7.29	12.7	2.0	3.65	6.35
2-13	fc	7.73	13.5	1.7	4.55	7.94
2-14	fc	7.60	13.5	1.7	4.47	7.94
2-15	fc	7.66	11.8	1.1	6.96	10.73
2-16	fc	8.65	11.9	0.7	8.07	16.00
2-2	fc	8.10	14.5	1.8	4.50	7.83
2-3	fc	7.66	13.1	1.5	4.70	8.73
2-4	fc	7.89	13.4	1.5	4.71	8.93
2-5	fc	7.66	13.1	1.5	4.70	8.73
2-6	fc	7.68	12.9	1.6	4.55	7.77
2-7	fc	7.45	13.5	1.6	4.66	8.44
2-8	fc	7.48	12.6	1.8	4.14	7.00
2-9	fc	7.36	13.7	1.8	4.13	8.06

WIRING DIAGRAM
Post Mounted

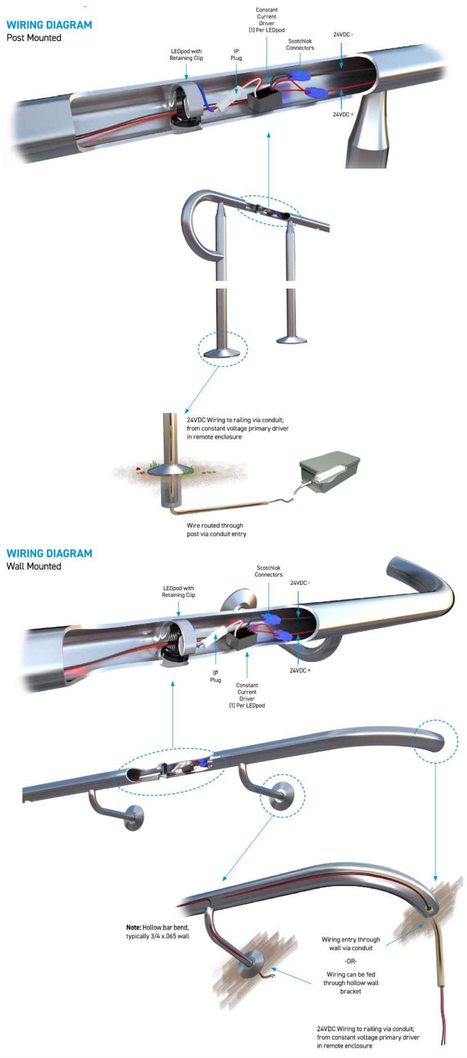

WIRING DIAGRAM
Wall Mounted

SPECIFICATION TABLE Follow the steps to specify your fixture. Enter Product Code in field at top of page. Example: LP403OKA40

Fixture Type	Color Temp (K)	Distribution	Rail Wall Thickness'	Lens Options	Security	Output (W)	Anodized Bezel Options	Control
LP40	**22K** 2200K	**A** Asymmetric	**1512** 1.5" x 11ga	- Clear lens (Std)	- Tamper resistant (Std)	- 500mA 2W (Std)	- Marine grade anodized (Std)	- 0-10V Dim
	27K 2700K	**S** Symmetric	**1513** 1.5" x 1/8 Wall	**FR** Opaque frost	**TP** Tamperproof	**350** 350mA 1.0W	**BRO** Antique Brass	**DMX1** DMX 1 Ch
	30K 3000K		**1506** 1.5" 16ga	**OT** Optical filter	[Requires the KLIK tool]	**700** 700mA 2.6W	**BLK** Black Anodized	**PW** [Phase dim]
	35K 3500K		**05** 1 1/4 SCS Pipe				**BZ** Bronze	
	40K 4000K		**10** 1 1/4 SCH2 Pipe				**ANT** Dark Antique	
	AMB FWC Amber		**40** 1 1/4 SCH40 Pipe				**GLD** Rose Gold	
	PCA Phos-converted Amber		**80** 1 1/4 SCH80 Pipe					
	R Red		**CUST** Non-stock					
	G Green							
	B Blue							

Clips for Bronze railing requires a special alloy | consult factory

LED PERFORMANCE

LED:	Cree XT-E
CCT:	Refer to the specification table for details
CRI:	80-85
Life:	80% at 50k hrs and 85°C
Binning:	3 MacAdam Steps
Warranty:	5 Year Warranty

Outputs based on 3000K

W	mA	V
1.5	350	3
2	500	3
2.6	700	3

SYMMETRICAL	ASYMMETRICAL
Delivered Lumens	
115	81
165	123
214	160

REMOTE MOUNTING DISTANCE CHART

24 VDC 100W Driver	Approx. distance from driver to first LED at 32 fixtures			
Wire Size	10 AWG	12 AWG	14 AWG	16 AWG
Distance	525'	328'	213'	131'

Increased spacing or higher output LEDpods reduces the number of PODs per circuit and the remote distance.

PRIMARY DRIVER

Power Supply 24V DC [PSU]	Secondary LED Driver	Spacing	Maximum KLIK LEDpods™
110 - 277 Primary Voltage Remotely Mounted Dimming Control 10" x 1.5" x 2"	700mA	24"	30
	500mA	24"	37
	350mA	24"	50

*Based on 16 AWG between LEDpods ≤ 50' remote distance

REMOTE POWER SUPPLIES [PSUs]

LP096WDIMIP67	U.S. MADE; Class 2, 100W; 0-10 Dim Constant Voltage Remote PSU [IP67 (Temp Submersion) Rated; -40°C ~ +80°C)]
LP096WPRITRNDIM	Class 2, 96W, 0-10 Dim Constant Voltage Remote PSU [IP67 (Temp Submersion) Rated; -40°C ~ +80°C]
LP100WPRITRNDIM	Class 2, 96W, 0-10 Dim Constant Voltage Remote PSU [IP64 (Damp Location) Rated; -25°C ~ +40°C]
LPQZ96WUNV24VPH010	Class 2, 96W, Phase or 0-10 Dim Constant Voltage Remote PSU [IP64 (Wet Location) Rated; -40°C ~ +60°C]
LPQZ96WUNV24VDMX1CH	Class 2, 96W, 8-Bit DMX Dim Constant Voltage Remote PSU [IP66 (Wet Location) Rated; -40°C ~ +60°C]

REMOTE NEMA ENCLOSURES

LPNEMA2ENCL	NEMA2 INDOOR enclosure for LP100WPRITRNDIM, 12 x 3.3 x 2
LPNEMA3RENCL JR	NEMA3R Drip Proof Enclosure, 4 x 4 x 12 [IP24 Equivalent]
LPNEMA4XTROSS	U.S. MADE NEMA4 304 Lockable Stainless Steel Watertight Enclosure 4 x 4 x 12 [IP66 Equivalent]; NEMA4X
LPNEMA4ENCL JR	NEMA4 Watertight Enclosure, 6 x 4 x 12 [IP66 Equivalent]; NEMA4X
LPNEMA4XENCSS	U.S. MADE NEMA4 304 Lockable Stainless Steel Watertight Enclosure 6 x 4 x 12 [IP66 Equivalent] NEMA4X
LPNEMA4PTRO	NEMA4 Watertight Enclosure Wiring Trough, 2 x 3 x 14 [IP68 Equivalent]

Additional driver & enclosure configurations available, including IP68 options
Please note the KLIK UL Listing requires purchase of a remote driver and enclosure.

[ON_B1] 01.07.2025

1 FIXTURE TYPE 'HL'
SCALE: N.T.S.

ETC320-FS LED

we-ef





Description
IP69K. Class I. IK10+. Stainless steel construction. PCS hardware. ASC Anti Slip ceramic Coating on request. Silicone CCG® Controlled Compression Gasket. Safety glass lens; max load 5.5 tons (11,000 lbs). Luminaire can be driven over at low speed. Factory-sealed termination chamber complete with cable gland and 3 ft of flexible PVC-free, gel-impregnated anti-wicking cable. CAD-optimized optics for superior illumination and glare control. Integral driver. Advanced thermal management protects LEDs while optimizing lumens output. LED module can be easily removed for upgrading.

The concrete-pour installation blockout is supplied as standard with luminaire.

Specifications

Material description

Body	Luminaire body constructed of deep drawn stainless steel. Outer housing composite material.
Lens	Safety glass lens, max. load 5 tonnes
Colors	Stainless Steel
Gasket	Silicone rubber gasket
Fasteners	PCS polymer coated stainless steel
Ingress protection	IP69
Corrosion resistance	SCE

Electrical description

Power supply	Integral [ECG] electronic driver 120V-277V. 0-10V dimmable, to be specified with order.
Driver / Ballast	Integral [ECG] electronic driver 120V-277V. 0-10V dimmable, to be specified with order.
Termination	Factory sealed termination chamber
Energy efficiency	0-10V available in request. Must be factory fitted.

Additional information

Listings	ETL, UL-1598, CSA-C22.2#250.0. Suitable for Wet Locations.
Lifetime	LED >60,000 h Ta 25°C (L70/B10) Control gear >50,000 h Ta 25°C

Options

Light distribution

- [M] symmetric, medium beam
- [VN] symmetric, very narrow beam
- [W] bi-symmetric, wide beam
- [VNS] symmetric, very narrow beam, sharp cut-off
- [EE] symmetric, very narrow beam
- [EES] symmetric, very narrow beam, sharp cut-off

Color temperature

- 3000K
- 4000K

Nominal Watt

12 W

Configurations

Light distribution	Part ID	Light source	Delivered lumens	Rated input power	CRI
[EE] symmetric, very narrow beam	185-7118 +146-0419+IO-360◆	LED-6/12W/3000K	1386.3 lm	12 W	80
	185-7121 +146-0418+IO-180◆	LED-6/12W/4000K	1452.3 lm	12 W	80
	185-7121 +146-0419+IO-360◆	LED-6/12W/4000K	1481.9 lm	12 W	80
[EES] symmetric, very narrow beam, sharp cut-off	185-7690 +146-0418+IO-180◆	LED-6/12W/3000K	1495.8 lm	12 W	80
	185-7690 +146-0419+IO-360◆	LED-6/12W/3000K	1510.7 lm	12 W	80
	185-7692 +146-0418+IO-180◆	LED-6/12W/4000K	1598.9 lm	12 W	80
	185-7692 +146-0419+IO-360◆	LED-6/12W/4000K	1614.9 lm	12 W	80
[M] symmetric, medium beam	185-7117_us	LED-6/12W/3000K	1531.8 lm	12 W	80
	185-7120_us	LED-6/12W/4000K	1637.4 lm	12 W	80
[VN] symmetric, very narrow beam	185-7118_us	LED-6/12W/3000K	1497 lm	12 W	80
	185-7121_us	LED-6/12W/4000K	1600.3 lm	12 W	80
[VNS] symmetric, very narrow beam, sharp cut-off	185-7690_us	LED-6/12W/3000K	1624.7 lm	12 W	80
	185-7692_us	LED-6/12W/4000K	1736.8 lm	12 W	80
[W] bi-symmetric, wide beam	185-7689_us	LED-6/12W/3000K	1363.5 lm	12 W	80
	185-7691_us	LED-6/12W/4000K	1457.5 lm	12 W	80

2 FIXTURE TYPE 'G1'
SCALE: N.T.S.



Invue

ENC/ENT/ENV Entri LED

Architectural Wall Luminaire

Product Features

Interactive Menu

- Order Information page 3
- Product Specifications page 4
- Control Options page 5
- Optical Distributions page 2
- Mounting Accessories page 7

Product Certifications

Quick Facts
- Robust die-cast IP66 rated construction
- Flush mounted die-cast latch for tool-less maintenance access
- Mounts to a 4-inch junction box with concealed stainless steel fasteners
- Choice of 9 AccuLED(TM) optical distributions
- Optional uplight available with clear or colored lenses

Dimensional and Mounting Details

ENC (Round Clean)



ENT (Triangle Reveals)



Conduit Mount/Battery Back Box

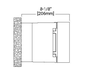

ENV (Round Reveals)



SHIPPING DATA
Approximate Net Weight:
15.2 lbs. (6.9 kgs.) - Without backbox
29.1 lbs. (13.2 kgs.) - With backbox

NOTES:
1. EM-Certified for 3000K CCT and warmer only

Invue ENC/ENT/ENV Entri LED

Ordering Information

SAMPLE NUMBER: **ENC-SAIC-740-U-T4W-GM-ULG-HA-WPS2BK**

Domestic Preference [1]	Product Family *	Light Engine: Configuration	Light Engine: Drive Current	Color Temperature	Voltage	Distribution	Finish
[Blank]=Standard **BAA**= Buy American Act [2] **TAA**= Trade Agreements Act [3] **BABA**= Build America Buy America [4]	**ENC**= Entri Round Clean **ENT**= Entri Triangle Reveals **ENV**= Entri Round Reveals	**SAI**=1 Square	**A**= 350mA **B**= 450mA **C**=465mA **D**=500mA **E**=1000mA **F**=1200mA	**722**=7CRI, 2200K* **727**=7CRI, 2700K* **735**=7CRI, 3000K* **738**=7CRI, 3500K **740**=7CRI, 4000K **750**=7CRI, 5000K* **769**=7CRI, 5700K* **827**=8CRI, 2700K* **830**=8CRI, 3000K* **835**=8CRI, 3500K*	**U**=UNIV(120-277V) **T2**=120 **T4**=120-277 **T8**=277 **T5**=347 **T7**=480 **T6**=Type IV Wide **SL2**=Type II w/Spill Control **SL3**=Type III w/Spill Control **SL4**=Type IV w/Spill Control **SL5**=90° Spill Light Elimination Left **SLR**=90° Spill Light Elimination Right	**AP**=Grey **BZ**=Bronze **BK**=Black **DP**=Dark Platinum **GM**=Graphite Metallic **WH**=White

Options (Add as Suffix)

P=Keyed Twist (Must specify voltage, fused on single for leg of 120, 277, or 347)
FU=Fused (Must specify voltage, fused on both hot legs of 208, 240, or 480)
ZM=Zelnite 338×18, 1.4W Total Protective Device
2L=Two Circuit Light Engine [5]
2ND=2-10V Dimming Driver [6]
EBP=Battery Pack with Back Box (Must specify voltage, available in 120V or 277V) [7,8]
CBP=Battery Pack with Back Box, Cold Weather Rated (Must specify voltage, available in 120V or 277V) [7,8]
EBP-CCC=Battery Pack with Back Box, Cold Weather Rated, CEC compliant (Must specify voltage, available in 120V or 277V) [7,8]
BW=Bonded Right 90°
LW=Bonded Left 90°
HSS=Factory Installed House Side Shield [9]
SCP=Light Source Two Piece Machine Housing Finish [10]
ULG=Uplight Glare
HA=-30°C High Ambient [11]
WG=Wire Guard
TR=Tamper Resistant Hardware
BOX=Empty Back Box (1/2" NPT, one½ side with plugs installed)
BPC=Button Type Photocontrol (Must specify voltage, available in 120, 208, 240, 277 V, 347, and 480)
A1035=Motion Sensor for 8' Mounting [12,13,14]
A1035-8=Factory Pre-Set to 8 Hours, 50% [15]
A1035S=Factory Pre-Set to 8 Hours, 50% [15]
A1035-10=Factory Pre-Set to 10 Hours, 50% [15]
A1035-8/10=Factory Pre-Set to 8 Hours, 50% [15]
SPB1=Dimming Occupancy Sensor with Bluetooth Interface, <8' Mounting [16,17]
SPB2=Dimming Occupancy Sensor with Bluetooth Interface, 8'-20' Mounting [16,17]
SPB4=Dimming Occupancy Sensor with Bluetooth Interface, 21'-40' Mounting [16,17]
MS-L8=Motion Sensor for Dimming Operation, Up to 8' Mounting Height [12,13,14]
MS-L20=Motion Sensor for ON/OFF Operation, 9'-20' Mounting Height [12,13,14]
MS-L40=Motion Sensor for Dimming Operation, Up to 8' Mounting Height [12,13,14]
MS-L20=Motion Sensor for Dimming Operation, 9'-20' Mounting Height [12,13,14]
WPS2EX=WeeLinx Pro, Dimming Motion and Daylight, WAC Programmable, 7' - 15' Mounting [18]
WPS4EX=WeeLinx Pro, Dimming Motion and Daylight, WAC Programmable, 15' - 40' Mounting [18]
CC=Essential Electronics [19]
SRBW=Sure-Bonding Shield, Black [20]
SRBW=Sure-Bonding Shield, White [20]

Accessories (Order Separately) [1]

MA1253=120V Circuit Module Replacement
MA1254=277V Circuit Module Replacement (480V only)
FSM-10S-PA=Wireless Configurable Test-to-Occupancy Sensor [18]
VA61725A=Wiregaurd Accessory
VA6176=Tamper Resistant Driver Bit
VA6175=Socket Shield Accessory
VA2501-BX=Two-Way Conduit Box
LSHIELD-BW=Sure-Bond Shield (Works well with Scotchlocks Blend Tie Ends)
LSHIELD-BW-SPK=Sure-Bond Shield, Black [21]
LSHIELDRW-SPK=Sure-Bonding Shield, White [21]
LSPPD=Perimeter Shield, Black [21]
WSLC-39-10A=WeeLinx Outdoor Control Module (1 pair)

NOTES:
1. Design Lights Consortium® Qualified. Refer to www.designlights.org Qualified Products List under Family Models for details. DLC Family Code: MMWSPD
2. EBP or CBP options limited to 20°C. Control option limited to BPC=Button Type Photocontrol (must specify voltage).
3. Extended lead times apply. Use dedicated IES files when performing layouts.
4. Not available with HA option.
5. Not available with 2L control options.
6. Low-voltage control lead brought out 18" outside fixture.
7. ULG only available in 360.
8. Not available with HA option.
9. EBP is rated for minimum operating temperature of 0°C (32°F). Operates downlight for 90 minutes.
10. CBP is rated for minimum operating temperature of -20°C (-4°F). Operates downlight for 90 minutes.
11. SCP is a two piece housing finish. Consult factory for other two piece finishes. Not available with HA, security, time delay, cutoff and more. Consult your lighting representative at Cooper Lighting.
12. Replace LCO with the available mounting height options: L08, L20, L40 or L40HR are the only choices.
13. Includes integral photosensor.
14. Bronze sensor is shipped with Bronze fixtures. White sensor shipped on all other housing color options.
15. Not available with HSS option.
16. Sensor is shipped with gloss painted black when the HSS option is selected.
17. Requires the use of BPC photocontrol. See After Hours Dim supplemental guide for additional information.
18. Control option limited to BPC=Button Type Photocontrol Unless specify voltage).
19. Control option limited to 120V, 277V, 347V. Dimming capability. Order WAC PoE and MPCE-10 (10V to PoE injector) power supply if needed.
20. Replace XX with sensor color (WH, BZ, or BK).
21. Smart device with mobile application required to change system defaults. See controls section for details.
22. Not available with P, FU, ZL or 2ND options. Controls and/or battery packs operate only one of the two circuits when 2L is specified.
23. Not available with P, FU, ZL or 2ND options. Controls and/or battery packs operate only one of the two circuits when 2L is specified.
24. Only product configurations with these designated prefixes are built to be compliant with the Buy American Act of 1933 (BAA) or the Build America Buy America Act (BABA). BABA is the minimum Government compliance requirement. Refer to the DOMESTIC PREFERENCES website for more information. Components shipped separately may be separately analyzed under domestic preference requirements. Please refer to the DOMESTIC PREFERENCES website or consult the CLS Domestic Preferences team for more information. Components shipped separately may be separately analyzed under domestic preference requirements.

3 FIXTURE TYPE 'W2T3'
SCALE: N.T.S.

REFER TO SHEETS '1A' & '1B' PREPARED BY SCI LIGHTING CONSULTANT FOR ADDITIONAL INFORMATION.

APPROVAL STAMPS

Franco & Associates Inc.
Architecture
12345 Ventura Blvd. H
Studio City, CA 91604
Tel 818 754-2030
Fax 818 754-2032

PROJECT

VILLAGE CHRISTIAN SCHOOL
NEW SCOPE AND TENANT IMPROVEMENTS
8930 VILLAGE AVENUE
SUN VALLEY, CA 91352

CHRISTUS-CENTRO SINCE 1949

REV	DESCRIPTION	DATE
	CASE MANAGEMENT MEETING	5/27/25
	CUP APPLICATION SUBMITTAL	11/3/25
	CUP APPLICATION RESUBMITTAL	1/12/26
	BOE EXHIBIT SUBMITTAL	4/17/26
	CUP APPLICATION RESUBMITTAL #2	4/21/26
	CUP APPLICATION RESUBMITTAL #3	6/5/26
	CUP APPLICATION RESUBMITTAL #4	6/24/26
	CUP APPLICATION RESUBMITTAL #5	7/15/26

LICENSED ARCHITECT
TIMMY DON FRANCO
C-26710
REN. 9-30-2027
STATE OF CALIFORNIA

PROJECT ADDRESS
8930 VILLAGE AVENUE
SUN VALLEY
CALIFORNIA 91352

DRAWING TITLE
PROPOSED SITE LIGHTING FIXTURE CUT SHEETS

DRAWN BY
ISSUE DATE
7/15/26

JOB NUMBER
DRAWING SCALE
AS NOTED

APPROVED BY:

DRAWING NUMBER
A6.10



Invue

LXS Luxescape Collection

Decorative Luminaire

Product Features

BAA · BABA · ISRI

Interactive Menu

- Order Information page 3
- Product Specifications page 4
- Control Options page 12
- Optical Distributions page 6
- Mounting Accessories page 10

Product Certifications

cULus Certified · IP66 · 3G VIB · RoHS · DLC

Quick Facts

- Contemporary, architectural form in 3 configurations
- WaveStream™ LED technology provides a visually comfortable light source
- Integrated controls options for standalone or connected solutions
- Lumen packages range from 1900 to 11,400 lumens
- Standard output is 4000K CCT with minimum 70 CRI; other options are available
- Perfectly pairs with Invue ARP aluminum round tapered poles

Dimensional and Mounting Details

Arm Mount



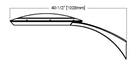

Arm Mount with WaveLinx





Weight: 41 lbs. [18.6 kgs.]
EPA: 1.0 Sq. Ft.

Invue

LXS LuxeScape Collection

Dimensional and Mounting Details

Spider Mount

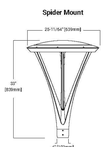

Spider Mount with WaveLinx

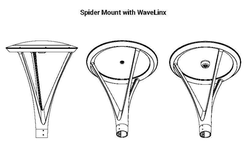

Weight: 53 lbs. [24 kgs.]
EPA: 1.6 Sq. Ft.

Cantilever Mount



Cantilever Mount with WaveLinx

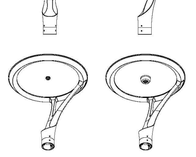

Weight: 46 lbs. [20.8 kgs.]
EPA: 1.3 Sq. Ft.

Technical note: Spider and Cantilever Mount models fit 3" tenons standard. Use accessory ARPA2 to mount to 2-3/8" tenons.

Invue

LXS LuxeScape Collection

Ordering Information

SAMPLE NUMBER: **LXS-VA3-LED-D1-T2-GM-S**

Product Family *,1	Optic Type	Lumen Package *	CRI/CCT	Voltage	Distribution	Mounting	Finish
LXS = LuxeScape Collection **BAA-LXS** = LuxeScape Collection Buy American Act Compliant *** **BABAA-LXS**=BuAct America Buy America Act *	**W**= Wedge Comfort / WaveStream	**1**= Nominal 2,300 Lumens **2**= Nominal 4,500 Lumens **3**= Nominal 6,500 Lumens **4**= Nominal 9,500 Lumens*	**730**= 70 CRI / 3000K **735**= 70 CRI / 3500K **740**= 70 CRI / 4000K **830**= 80 CRI / 3000K **835**= 80 CRI / 3500K **840**= 80 CRI / 4000K **AMB**= Amber 3000K *,16,19	**U**= 120- 277 **1**= 120 **2**= 208 **3**= 240 **4**= 277 **5**= 480 * **9**= 347 *	**AS**= Asymmetric Out/Back * **ASW**= Asymmetric Wide * **AST**= Asymmetric Transverse * **SYM**= Symmetric Round *	**A**= Arm Mount **S**= Spider Mount **C**= Cantilever Mount	**AP**= Grey **BZ**= Bronze **BK**= Black **DP**= Dark Platinum **GM**= Graphite Metallic **WH**= White **GALSX**= Gustavsberg Color *

Options (Add as Suffix)

P= Single Fuse *
FF= Double Fuse *
10KSP= 10K MOV Surge Protective Device
20MSP= 20KV MOV Surge Protective Device
20C= 20kV/10kA, 1.4KB Hybrid Surge Protective Device
DIM= External 0-10V Dimming Leads *,6
HA= -40°C Ambient Temperature *
VS= Visor Shield *,6
CC= Coastal Construction *
DALI= DALI Driver *
BPC= Button Type Photocontrol *
PD= NEMA 3 PR Twistlock Photocontrol Receptacle *
PE7= NEMA 7 PR Twistlock Photocontrol Receptacle *
PER= Locking NEMA Photocontrol *
LCC= Locking Life Twistlock NEMA Photocontrol *
SD= Shorting Cap

ML-LCR= Motion Sensor for ON/OFF Operation, Up to 8' Mounting Height *,6,16,19
ML-L20= Motion Sensor for ON/OFF Operation, 9' - 20' Mounting Height *,6,16,19
ML-L40W= Motion Sensor for ON/OFF Operation, 21'- 40' Mounting Height *,6,16,19
MLSENALCR= Motion Sensor for Dimming Operation, Up to 8' Mounting Height *,6,16,19
MLSENALL20= Motion Sensor for Dimming Operation, 9'- 20' Mounting Height *,6,16,19
MLSENALL40= Motion Sensor for Dimming Operation, 21'- 40' Mounting Height *,6,16,19
WLSENSOR= WaveLinx Sensor for Motion Mounting *
WLS20W= WaveLinx Pro, SB Driver, Dimming Motion and Daylight, Bluetooth Programmable, 9' - 15' Mounting *,16,19
WL24WH= WaveLinx LSI, SB Driver, Dimming Motion and Daylight, Bluetooth Programmable, 15' - 40' Mounting
WP12WH= WaveLinx Pro, Dimming Motion and Daylight, WAC Programmable, 9' - 15' Mounting *,16,19
WP24WH= WaveLinx Pro, Dimming Motion and Daylight, WAC Programmable, 15' - 40' Mounting *,16,19

Accessories (Order Separately) *,16,19

TSBS-100= Wireless Configuration Tool for Occupancy Sensor *6
ASPA2= 2-3/8" O.D. Tenon Sleeve Adapter *6
VA4GSX-XX= Twin Mount Arm (SPA 1, 39 deg.) *,6,16
VA4GSX-XX= Wall Mount Arm *,6,16
WSLC-TP-10A= WaveLinx Outdoor Control Module (3 Prong) *6

NOTES:
1. Customer is responsible for engineering analysis to confirm pole and fixture compatibility for all applications. Refer to our white paper WP013002EN for additional support information.
2. Design Lights Consortium® Qualified Product. Always verify Qualified Products List under Family Models for details.
3. Coastal construction finish can alone tested to new ASAA Finish per ASTM B117 with a scribe rating of 9 per ASTM D1654. Not available with TA option.
4. When using 8A light squares, Output Level 4 not available with color temperature 722, 727, 821, 850 or 950 when 4kW is selected.
5. TA option not UL listed. Not available with Coastal Construction (CC) option.
6. Not available with Tetra (T4) Light Square.
7. Not available with SB Driver configurations. Not available in combination with 8A high ambient and sensor options at Output Level 3. In all high not available with sensor options, choose voltage 9 or 5.
8. Not available with 8A, 8B, 8C, 8D, 8E, 8F, 8G, 8H, 8J, 8K, 8L, 8M, 8N, 8P, 8Q, 8R, 8S, 8T, 8U, 8V, 8W, 8X, 8Y, 8Z, 8AA, 8AB, 8AC, 8AD, 8AE, 8AF, 8AG, 8AH, 8AJ, 8AK, 8AL, 8AM, 8AN, 8AP, 8AQ, 8AR, 8AS, 8AT, 8AU, 8AV, 8AW, 8AX, 8AY, 8AZ, 8BA, 8BB, 8BC, 8BD, 8BE, 8BF, 8BG, 8BH, 8BJ, 8BK, 8BL, 8BM, 8BN, 8BP, 8BQ, 8BR, 8BS, 8BT, 8BU, 8BV, 8BW, 8BX, 8BY, 8BZ, 8CA, 8CB, 8CC, 8CD, 8CE, 8CF, 8CG, 8CH, 8CJ, 8CK, 8CL, 8CM, 8CN, 8CP, 8CQ, 8CR, 8CS, 8CT, 8CU, 8CV, 8CW, 8CX, 8CY, 8CZ, 8DA, 8DB, 8DC, 8DD, 8DE, 8DF, 8DG, 8DH, 8DJ, 8DK, 8DL, 8DM, 8DN, 8DP, 8DQ, 8DR, 8DS, 8DT, 8DU, 8DV, 8DW, 8DX, 8DY, 8DZ, 8EA, 8EB, 8EC, 8ED, 8EE, 8EF, 8EG, 8EH, 8EJ, 8EK, 8EL, 8EM, 8EN, 8EP, 8EQ, 8ER, 8ES, 8ET, 8EU, 8EV, 8EW, 8EX, 8EY, 8EZ, 8FA, 8FB, 8FC, 8FD, 8FE, 8FF, 8FG, 8FH, 8FJ, 8FK, 8FL, 8FM, 8FN, 8FP, 8FQ, 8FR, 8FS, 8FT, 8FU, 8FV, 8FW, 8FX, 8FY, 8FZ, 8GA, 8GB, 8GC, 8GD, 8GE, 8GF, 8GG, 8GH, 8GJ, 8GK, 8GL, 8GM, 8GN, 8GP, 8GQ, 8GR, 8GS, 8GT, 8GU, 8GV, 8GW, 8GX, 8GY, 8GZ, 8HA, 8HB, 8HC, 8HD, 8HE, 8HF, 8HG, 8HH, 8HJ, 8HK, 8HL, 8HM, 8HN, 8HP, 8HQ, 8HR, 8HS, 8HT, 8HU, 8HV, 8HW, 8HX, 8HY, 8HZ, 8JA, 8JB, 8JC, 8JD, 8JE, 8JF, 8JG, 8JH, 8JJ, 8JK, 8JL, 8JM, 8JN, 8JP, 8JQ, 8JR, 8JS, 8JT, 8JU, 8JV, 8JW, 8JX, 8JY, 8JZ, 8KA, 8KB, 8KC, 8KD, 8KE, 8KF, 8KG, 8KH, 8KJ, 8KK, 8KL, 8KM, 8KN, 8KP, 8KQ, 8KR, 8KS, 8KT, 8KU, 8KV, 8KW, 8KX, 8KY, 8KZ, 8LA, 8LB, 8LC, 8LD, 8LE, 8LF, 8LG, 8LH, 8LJ, 8LK, 8LL, 8LM, 8LN, 8LP, 8LQ, 8LR, 8LS, 8LT, 8LU, 8LV, 8LW, 8LX, 8LY, 8LZ, 8MA, 8MB, 8MC, 8MD, 8ME, 8MF, 8MG, 8MH, 8MJ, 8MK, 8ML, 8MM, 8MN, 8MP, 8MQ, 8MR, 8MS, 8MT, 8MU, 8MV, 8MW, 8MX, 8MY, 8MZ, 8NA, 8NB, 8NC, 8ND, 8NE, 8NF, 8NG, 8NH, 8NJ, 8NK, 8NL, 8NM, 8NN, 8NP, 8NQ, 8NR, 8NS, 8NT, 8NU, 8NV, 8NW, 8NX, 8NY, 8NZ, 8PA, 8PB, 8PC, 8PD, 8PE, 8PF, 8PG, 8PH, 8PJ, 8PK, 8PL, 8PM, 8PN, 8PP, 8PQ, 8PR, 8PS, 8PT, 8PU, 8PV, 8PW, 8PX, 8PY, 8PZ, 8QA, 8QB, 8QC, 8QD, 8QE, 8QF, 8QG, 8QH, 8QJ, 8QK, 8QL, 8QM, 8QN, 8QP, 8QQ, 8QR, 8QS, 8QT, 8QU, 8QV, 8QW, 8QX, 8QY, 8QZ, 8RA, 8RB, 8RC, 8RD, 8RE, 8RF, 8RG, 8RH, 8RJ, 8RK, 8RL, 8RM, 8RN, 8RP, 8RQ, 8RR, 8RS, 8RT, 8RU, 8RV, 8RW, 8RX, 8RY, 8RZ, 8SA, 8SB, 8SC, 8SD, 8SE, 8SF, 8SG, 8SH, 8SJ, 8SK, 8SL, 8SM, 8SN, 8SP, 8SQ, 8SR, 8SS, 8ST, 8SU, 8SV, 8SW, 8SX, 8SY, 8SZ, 8TA, 8TB, 8TC, 8TD, 8TE, 8TF, 8TG, 8TH, 8TJ, 8TK, 8TL, 8TM, 8TN, 8TP, 8TQ, 8TR, 8TS, 8TT, 8TU, 8TV, 8TW, 8TX, 8TY, 8TZ, 8UA, 8UB, 8UC, 8UD, 8UE, 8UF, 8UG, 8UH, 8UJ, 8UK, 8UL, 8UM, 8UN, 8UP, 8UQ, 8UR, 8US, 8UT, 8UU, 8UV, 8UW, 8UX, 8UY, 8UZ, 8VA, 8VB, 8VC, 8VD, 8VE, 8VF, 8VG, 8VH, 8VJ, 8VK, 8VL, 8VM, 8VN, 8VP, 8VQ, 8VR, 8VS, 8VT, 8VU, 8VV, 8VW, 8VX, 8VY, 8VZ, 8WA, 8WB, 8WC, 8WD, 8WE, 8WF, 8WG, 8WH, 8WJ, 8WK, 8WL, 8WM, 8WN, 8WP, 8WQ, 8WR, 8WS, 8WT, 8WU, 8WV, 8WW, 8WX, 8WY, 8WZ, 8XA, 8XB, 8XC, 8XD, 8XE, 8XF, 8XG, 8XH, 8XJ, 8XK, 8XL, 8XM, 8XN, 8XP, 8XQ, 8XR, 8XS, 8XT, 8XU, 8XV, 8XW, 8XX, 8XY, 8XZ, 8YA, 8YB, 8YC, 8YD, 8YE, 8YF, 8YG, 8YH, 8YJ, 8YK, 8YL, 8YM, 8YN, 8YP, 8YQ, 8YR, 8YS, 8YT, 8YU, 8YV, 8YW, 8YX, 8YY, 8YZ, 8ZA, 8ZB, 8ZC, 8ZD, 8ZE, 8ZF, 8ZG, 8ZH, 8ZJ, 8ZK, 8ZL, 8ZM, 8ZN, 8ZP, 8ZQ, 8ZR, 8ZS, 8ZT, 8ZU, 8ZV, 8ZW, 8ZX, 8ZY, 8ZZ, 9AA, 9AB, 9AC, 9AD, 9AE, 9AF, 9AG, 9AH, 9AJ, 9AK, 9AL, 9AM, 9AN, 9AP, 9AQ, 9AR, 9AS, 9AT, 9AU, 9AV, 9AW, 9AX, 9AY, 9AZ, 9BA, 9BB, 9BC, 9BD, 9BE, 9BF, 9BG, 9BH, 9BJ, 9BK, 9BL, 9BM, 9BN, 9BP, 9BQ, 9BR, 9BS, 9BT, 9BU, 9BV, 9BW, 9BX, 9BY, 9BZ, 9CA, 9CB, 9CC, 9CD, 9CE, 9CF, 9CG, 9CH, 9CJ, 9CK, 9CL, 9CM, 9CN, 9CP, 9CQ, 9CR, 9CS, 9CT, 9CU, 9CV, 9CW, 9CX, 9CY, 9CZ, 9DA, 9DB, 9DC, 9DD, 9DE, 9DF, 9DG, 9DH, 9DJ, 9DK, 9DL, 9DM, 9DN, 9DP, 9DQ, 9DR, 9DS, 9DT, 9DU, 9DV, 9DW, 9DX, 9DY, 9DZ, 9EA, 9EB, 9EC, 9ED, 9EE, 9EF, 9EG, 9EH, 9EJ, 9EK, 9EL, 9EM, 9EN, 9EP, 9EQ, 9ER, 9ES, 9ET, 9EU, 9EV, 9EW, 9EX, 9EY, 9EZ, 9FA, 9FB, 9FC, 9FD, 9FE, 9FF, 9FG, 9FH, 9FJ, 9FK, 9FL, 9FM, 9FN, 9FP, 9FQ, 9FR, 9FS, 9FT, 9FU, 9FV, 9FW, 9FX, 9FY, 9FZ, 9GA, 9GB, 9GC, 9GD, 9GE, 9GF, 9GG, 9GH, 9GJ, 9GK, 9GL, 9GM, 9GN, 9GP, 9GQ, 9GR, 9GS, 9GT, 9GU, 9GV, 9GW, 9GX, 9GY, 9GZ, 9HA, 9HB, 9HC, 9HD, 9HE, 9HF, 9HG, 9HH, 9HJ, 9HK, 9HL, 9HM, 9HN, 9HP, 9HQ, 9HR, 9HS, 9HT, 9HU, 9HV, 9HW, 9HX, 9HY, 9HZ, 9JA, 9JB, 9JC, 9JD, 9JE, 9JF, 9JG, 9JH, 9JJ, 9JK, 9JL, 9JM, 9JN, 9JP, 9JQ, 9JR, 9JS, 9JT, 9JU, 9JV, 9JW, 9JX, 9JY, 9JZ, 9KA, 9KB, 9KC, 9KD, 9KE, 9KF, 9KG, 9KH, 9KJ, 9KK, 9KL, 9KM, 9KN, 9KP, 9KQ, 9KR, 9KS, 9KT, 9KU, 9KV, 9KW, 9KX, 9KY, 9KZ, 9LA, 9LB, 9LC, 9LD, 9LE, 9LF, 9LG, 9LH, 9LJ, 9LK, 9LL, 9LM, 9LN, 9LP, 9LQ, 9LR, 9LS, 9LT, 9LU, 9LV, 9LW, 9LX, 9LY, 9LZ, 9MA, 9MB, 9MC, 9MD, 9ME, 9MF, 9MG, 9MH, 9MJ, 9MK, 9ML, 9MM, 9MN, 9MP, 9MQ, 9MR, 9MS, 9MT, 9MU, 9MV, 9MW, 9MX, 9MY, 9MZ, 9NA, 9NB, 9NC, 9ND, 9NE, 9NF, 9NG, 9NH, 9NJ, 9NK, 9NL, 9NM, 9NN, 9NP, 9NQ, 9NR, 9NS, 9NT, 9NU, 9NV, 9NW, 9NX, 9NY, 9NZ, 9PA, 9PB, 9PC, 9PD, 9PE, 9PF, 9PG, 9PH, 9PJ, 9PK, 9PL, 9PM, 9PN, 9PP, 9PQ, 9PR, 9PS, 9PT, 9PU, 9PV, 9PW, 9PX, 9PY, 9PZ, 9QA, 9QB, 9QC, 9QD, 9QE, 9QF, 9QG, 9QH, 9QJ, 9QK, 9QL, 9QM, 9QN, 9QP, 9QQ, 9QR, 9QS, 9QT, 9QU, 9QV, 9QW, 9QX, 9QY, 9QZ, 9RA, 9RB, 9RC, 9RD, 9RE, 9RF, 9RG, 9RH, 9RJ, 9RK, 9RL, 9RM, 9RN, 9RP, 9RQ, 9RR, 9RS, 9RT, 9RU, 9RV, 9RW, 9RX, 9RY, 9RZ, 9SA, 9SB, 9SC, 9SD, 9SE, 9SF, 9SG, 9SH, 9SJ, 9SK, 9SL, 9SM, 9SN, 9SP, 9SQ, 9SR, 9SS, 9ST, 9SU, 9SV, 9SW, 9SX, 9SY, 9SZ, 9TA, 9TB, 9TC, 9TD, 9TE, 9TF, 9TG, 9TH, 9TJ, 9TK, 9TL, 9TM, 9TN, 9TP, 9TQ, 9TR, 9TS, 9TT, 9TU, 9TV, 9TW, 9TX, 9TY, 9TZ, 9UA, 9UB, 9UC, 9UD, 9UE, 9UF, 9UG, 9UH, 9UJ, 9UK, 9UL, 9UM, 9UN, 9UP, 9UQ, 9UR, 9US, 9UT, 9UU, 9UV, 9UW, 9UX, 9UY, 9UZ, 9VA, 9VB, 9VC, 9VD, 9VE, 9VF, 9VG, 9VH, 9VJ, 9VK, 9VL, 9VM, 9VN, 9VP, 9VQ, 9VR, 9VS, 9VT, 9VU, 9VV, 9VW, 9VX, 9VY, 9VZ, 9WA, 9WB, 9WC, 9WD, 9WE, 9WF, 9WG, 9WH, 9WJ, 9WK, 9WL, 9WM, 9WN, 9WP, 9WQ, 9WR, 9WS, 9WT, 9WU, 9WV, 9WW, 9WX, 9WY, 9WZ, 9XA, 9XB, 9XC, 9XD, 9XE, 9XF, 9XG, 9XH, 9XJ, 9XK, 9XL, 9XM, 9XN, 9XP, 9XQ, 9XR, 9XS, 9XT, 9XU, 9XV, 9XW, 9XX, 9XY, 9XZ, 9YA, 9YB, 9YC, 9YD, 9YE, 9YF, 9YG, 9YH, 9YJ, 9YK, 9YL, 9YM, 9YN, 9YP, 9YQ, 9YR, 9YS, 9YT, 9YU, 9YV, 9YW, 9YX, 9YY, 9YZ, 9ZA, 9ZB, 9ZC, 9ZD, 9ZE, 9ZF, 9ZG, 9ZH, 9ZJ, 9ZK, 9ZL, 9ZM, 9ZN, 9ZP, 9ZQ, 9ZR, 9ZS, 9ZT, 9ZU, 9ZV, 9ZW, 9ZX, 9ZY, 9ZZ

2. Provides 3" O.D. pole top suited for Arbor Post Top.
3. Provides 4" O.D. pole top suited for Luxescape post tops.
4. Vibration damper recommended for 8' Post Mount suffix "A" to catalog number.
5. Specify pulled location. Receptacle not included, provision only.

McGRAW-EDISON

GALN Galleon II

Area / Site Luminaire

Product Features

BAA · TAA · MADE IN THE USA · Light Attachment™

Product Certifications

cULus · DLC 5.1 · DLC Premium · 3G VIB · IP66 · cULus Certified · ENERGY STAR · RoHS · Declare.

Connected Systems

- Wavelinx LITE Wireless
- Wavelinx PRO Wireless
- AirMesh Wireless

Interactive Menu

- Ordering Information page 2
- Mounting Details page 3
- Optical Distributions page 5
- Product Specifications page 5
- Energy and Performance Data page 6
- Control Options page 18

Quick Facts

- Lumen packages range from 3,300 - 102,700 (33W - 658W)
- 25 optical distributions
- Efficacy up to 178 LPW

Dimensional Details

Standard Pole Mount Arm

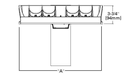

Pole Drilling Pattern

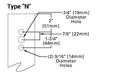

Number of Light Squares	Width 'A'	Housing Length 'B'	Weight with Standard or QM Arm	EPA with Standard or QM Arm
1-4	16"	22"	29 lb	0.95
5-6	22"	22"	39 lb	0.95
7-9	22"	28-1/8"	48 lb	1.1

NOTES: For arm selection requirements and additional line art, see Mounting Details section.

NOTES:
1. 12K Certified (5000K CCT and warmer only, fixed mounting option).

McGRAW-EDISON

GALN Galleon II

Ordering Information

SAMPLE NUMBER: **GALN-SA4C-740-U-T4FT-GM**

Product Family *,1	Light Engine Configuration		Color Temperature	Voltage	Distribution	Mounting	Finish
	Light Square	Square Count	Lumen Output				
GALN=Galleon II **BAA-GALN**=Galleon II Buy American Act Compliant *** **TAA-GALN**=Galleon II Trade Agreements Act Compliant *** **BABA-GALN**=Galleon II BABAA Compliant **	**1A**=16 LED Light Square **1B**=30 LED Light Square	1=1 Light Square 2=2 Light Square 3=3 Light Square 4=4 Light Square 5=5 Light Square 6=6 Light Square 7=7 Light Square 8=8 Light Square 9=9 Light Square	**A**=Output Level 1 **B**=Output Level 2 **C**=Output Level 3 **D**=Output Level 4 *,16 **Z**=Configured Output *	**722**=703L 2200K **727**=703L 2700K **730**=703L 3000K **735**=703L 3500K **740**=703L 4000K **750**=703L 5000K **821**=850L 2200K **827**=850L 2700K **830**=850L 3000K **835**=850L 3500K **840**=850L 4000K **850**=850L 5000K **930**=930L 3000K **940**=930L 4000K **AMB**=Amber *,6,16	**U**=120-277V **1**=120V * **2**=208V **3**=240V **4**=277V * **5**=480V *,16 **9**=347V * **DV**=277/480V Dynamic Driver *,6,16	**T1**=Type I **T2**=Type II **T2LG**=Type II Low Glare * **T2R**=Type II Roadway **T3**=Type III **T3LG**=Type III Low Glare * **T4R**=Type IV Roadway **T4FT**=Type IV Forward Throw **T4W**=Type IV Wide **SNS**=Type V Narrow **SNM**=Type V Square Medium **SWQ**=Type V Square Wide **SL2**=Type II w/Left Control **SL3**=Type III w/Left Control **SL4**=Type IV w/Left Control **SLL**=90° Left Light Elimintor (Left) **SLR**=90° Left Light Elimintor Right **SR2**=Type II w/Right Control **SR3**=Type III w/Right Control **T2BC**=Type II w/ BackLight Control * **T3BC**=Type III w/ BackLight Control * **T4BC**=Type IV w/ BackLight Control * **T4FTBC**=Type IV Forward Throw w/ BackLight Control * **SRC**=90° Right w/ BackLight Control *	**(Blank)**=Standard Pole Mount Arm **SA**=SAM Mount Universal Arm **SM**=Pole Mount Arm with Metal Shroud **SA-S**=SAM Mount Arm Extension **SP-T**=Slipfitter, Adjustable * **SP2**=2-3/8" Slipfitter, Adjustable * **QMA**=Quick Mount Mast Arm Adapter **NA**=Mast Arm, Fixed **WA**=Wall Mount, Fixed **WA-**=Wall Mount, Adjustable **UP**=Uplevel Arm	**AP**=Grey **BZ**=Bronze **BC**=Black **DP**=Dark Platinum **GM**=Graphite Metallic **WH**=White **GALSX**=Gustavsberg Color *

Options (Add as Suffix)

DIM=External 0-10V Dimming Leads *,6
P=Single Fuse (120, 277 or 347V Specify Voltage)
PF=Double Fuse (208, 240 or 480V Specify Voltage)
20K=20kV/10kA, 1.4KB Hybrid surge protective device *
2L=Two Circuits *
HA=-40°C Ambient *
HSS=Houseside Shield, Black *
GRSBK=Glare Reducing Shield, Black *
GRSWH=Glare Reducing Shield, White *
HS=Light Square Tilted Perpend to Mast/ Housing *6
CC=Coastal Construction *
CCI=Coastal Construction Enhan *
L90=Optics Rotated 90° Left
R90=Optics Rotated 90° Right
ZTDCN=3 Standard Dimming Drivers Matching *
AHEDS=After Hours Dim, 5 Hours *6
AHEDS5=After Hours Dim, 5 Hours *6
AHEDS7=After Hours Dim, 7 Hours *6
AHEDS9=After Hours Dim, 9 Hours *6
DALI=DALI Drivers
CDW=Non-programmable Drivers *6

Controls and Systems Options (Add as Suffix)

BPC=Button Type Photocontrol, Must specify voltage 120V, 208V, 240V or 277V *
PE=NEMA 3 PR Photocontrol Receptacle *
PE7=NEMA 7 PR Photocontrol Receptacle *
NEC=NEMA Adjustable Dimming Controller *
PSC=Photocontrol Shorting Cap
SPA=Dimming Motion Sensor, 9'-20' mounting *
SPA4=Dimming Motion Sensor, 21'-40' mounting *
SPB2/3=Dimming Motion Sensor, Bracket square count, 9'-20' mounting *
SPB4/5=Dimming Motion Sensor, Bracket square count, 21'-40' mounting *
MLSBA-L20=Motion Sensor for Dimming Operation, 9'-20' Mounting *,6
MLSBA-L40=Motion Sensor for Dimming Operation, 21'-40' Mounting *,6
WLSXXX=WaveLink (LITE, SB Driver, Dimming Motion and Daylight), Bluetooth Programmable, 9' - 15' Mounting *,6,16
WLSXXX=WaveLink (LITE, SB Driver, Dimming Motion and Daylight), Bluetooth Programmable, 15'- 40' Mounting *6
WP12WH=WaveLink Pro, SB Driver, Dimming Motion and Daylight, WAC Programmable, 9' - 15' Mounting *,6,16
WP24WH=WaveLink Pro, SB Driver, Dimming Motion and Daylight, WAC Programmable, 15' - 40' Mounting *,6,16
WP14XX=WaveLink PRO, SB Driver, Dimming Motion and Daylight), WAC Programmable, 9' - 40' Mounting *,6,16
DMTG-L20=AirMotion Occupancy Sensor (9'-20' Mounting) *,6,16
DMTG-L40=AirMotion Occupancy Sensor (21'-40' Mounting) *,6,16

Accessories (Order Separately) *,6

GALSA1016=NEMA Photocontrol Multi-Tap - 105-285W
GALSA1027=NEMA Photocontrol - 480V
GALSA1031=NEMA Photocontrol - 347V
GALSA1013=Photocontrol Shorting Cap
GALSA1014=120V Photocontrol
GALSA1015=347V Photocontrol Replacement
MA1030-XX=Single Tenon Adapter for 2-3/8" O.D. Tenon
MA1037-XX=(@180°) Tenon Adapter for 2-3/8" O.D. Tenon
MA1187-XX=(@120°) Tenon Adapter for 2-3/8" O.D. Tenon
MA1188-XX=(@90°) Tenon Adapter for 2-3/8" O.D. Tenon
MA1189-XX=(@72°) Tenon Adapter for 2-3/8" O.D. Tenon
MA1190-XX=(@60°) Tenon Adapter for 2-3/8" O.D. Tenon
MA1191-XX=(@120° Tenon Adapter for 2-3/8" O.D. Tenon
MA1038-XX=Single Tenon Adapter for 3-1/2" O.D. Tenon
MA1039-XX=(@180° Tenon Adapter for 3-1/2" O.D. Tenon
MA1192-XX=(@120° Tenon Adapter for 3-1/2" O.D. Tenon
MA1193-XX=(@90° Tenon Adapter for 3-1/2" O.D. Tenon
MA1194-XX=(@60° Tenon Adapter for 3-1/2" O.D. Tenon
MA1195-XX=(@90° Tenon Adapter for 3-1/2" O.D. Tenon
SSA230=Adapter kit for mounting 3" SF arms to 2-3/8" O.D. vertical tenon
TSBS-100=Wireless Configuration Tool for NLTSBS *6
LSN1SS-SB=Sensor Ready Three Sided Shield for Light Squares *,6
LSN1SS-SB-TP=Sensor Ready Three Sided Shield for 3M Light Squares *,6
LSG30BK-2PK=Glare Reducing Shield, Black *,6
LSG30WH-2PK=Glare Reducing Shield, White *,6
LSG30BK=Perforator Shield, Black *6
WSLC-TP-10A=WaveLink Outdoor Control Module *,6,16
ELA-20-HW=Adjustable Arm, 110-480V *,6,16
CBTOW-455-DDZ=AirMesh central base station with Solution control *6

NOTES:
1. Customer is responsible for engineering analysis to confirm pole and fixture compatibility for all applications. Refer to our white paper WP013002EN for additional support information.
2. Design Lights Consortium® Qualified Product. Always verify Qualified Products List under Family Models for details.
3. Coastal construction finish can alone tested to new ASAA Finish per ASTM B117 with a scribe rating of 9 per ASTM D1654. Not available with TA option.
4. When using 8A light squares, Output Level 4 not available with color temperature 722, 727, 821, 850 or 950 when 4kW is selected.
5. TA option not UL listed. Not available with Coastal Construction (CC) option.
6. Not available with Tetra (T4) Light Square.
7. Not available with SB Driver configurations. Not available in combination with 8A high ambient and sensor options at Output Level 3. In all high not available with sensor options, choose voltage 9 or 5.
8. Not available with 8A, 8B, 8C, 8D, 8E, 8F, 8G, 8H, 8J, 8K, 8L, 8M, 8N, 8P, 8Q, 8R, 8S, 8T, 8U, 8V, 8W, 8X, 8Y, 8Z, 8AA, 8AB, 8AC, 8AD, 8AE, 8AF, 8AG, 8AH, 8AJ, 8AK, 8AL, 8AM, 8AN, 8AP, 8AQ, 8AR, 8AS, 8AT, 8AU, 8AV, 8AW, 8AX, 8AY, 8AZ, 8BA, 8BB, 8BC, 8BD, 8BE, 8BF, 8BG, 8BH, 8BJ, 8BK, 8BL, 8BM, 8BN, 8BP, 8BQ, 8BR, 8BS, 8BT, 8BU, 8BV, 8BW, 8BX, 8BY, 8BZ, 8CA, 8CB, 8CC, 8CD, 8CE, 8CF, 8CG, 8CH, 8CJ, 8CK, 8CL, 8CM, 8CN, 8CP, 8CQ, 8CR, 8CS, 8CT, 8CU, 8CV, 8CW, 8CX, 8CY, 8CZ, 8DA, 8DB, 8DC, 8DD, 8DE, 8DF, 8DG, 8DH, 8DJ, 8DK, 8DL, 8DM, 8DN, 8DP, 8DQ, 8DR, 8DS, 8DT, 8DU, 8DV, 8DW, 8DX, 8DY, 8DZ, 8EA, 8EB, 8EC, 8ED, 8EE, 8EF, 8EG, 8EH, 8EJ, 8EK, 8EL, 8EM, 8EN, 8EP, 8EQ, 8ER, 8ES, 8ET, 8EU, 8EV, 8EW, 8EX, 8EY, 8EZ, 8FA, 8FB, 8FC, 8FD, 8FE, 8FF, 8FG, 8FH, 8FJ, 8FK, 8FL, 8FM, 8FN, 8FP, 8FQ, 8FR, 8FS, 8FT, 8FU, 8FV, 8FW, 8FX, 8FY, 8FZ, 8GA, 8GB, 8GC, 8GD, 8GE, 8GF, 8GG, 8GH, 8GJ, 8GK, 8GL, 8GM, 8GN, 8GP, 8GQ, 8GR, 8GS, 8GT, 8GU, 8GV, 8GW, 8GX, 8GY, 8GZ, 8HA, 8HB, 8HC, 8HD, 8HE, 8HF, 8HG, 8HH, 8HJ, 8HK, 8HL, 8HM, 8HN, 8HP, 8HQ, 8HR, 8HS, 8HT, 8HU, 8HV, 8HW, 8HX, 8HY, 8HZ, 8JA, 8JB, 8JC, 8JD, 8JE, 8JF, 8JG, 8JH, 8JJ, 8JK, 8JL, 8JM, 8JN, 8JP, 8JQ, 8JR, 8JS, 8JT, 8JU, 8JV, 8JW, 8JX, 8JY, 8JZ, 8KA, 8KB, 8KC, 8KD, 8KE, 8KF, 8KG, 8KH, 8KJ, 8KK, 8KL, 8KM, 8KN, 8KP, 8KQ, 8KR, 8KS, 8KT, 8KU, 8KV, 8KW, 8KX, 8KY, 8KZ, 8LA, 8LB, 8LC, 8LD, 8LE, 8LF, 8LG, 8LH, 8LJ, 8LK, 8LL, 8LM, 8LN, 8LP, 8LQ, 8LR, 8LS, 8LT, 8LU, 8LV, 8LW, 8LX, 8LY, 8LZ, 8MA, 8MB, 8MC, 8MD, 8ME, 8MF, 8MG, 8MH, 8MJ, 8MK, 8ML, 8MM, 8MN, 8MP, 8MQ, 8MR, 8MS, 8MT, 8MU, 8MV, 8MW, 8MX, 8MY, 8MZ, 8NA, 8NB, 8NC, 8ND, 8NE, 8NF, 8NG, 8NH, 8NJ, 8NK, 8NL, 8NM, 8NN, 8NP, 8NQ, 8NR, 8NS, 8NT, 8NU, 8NV, 8NW

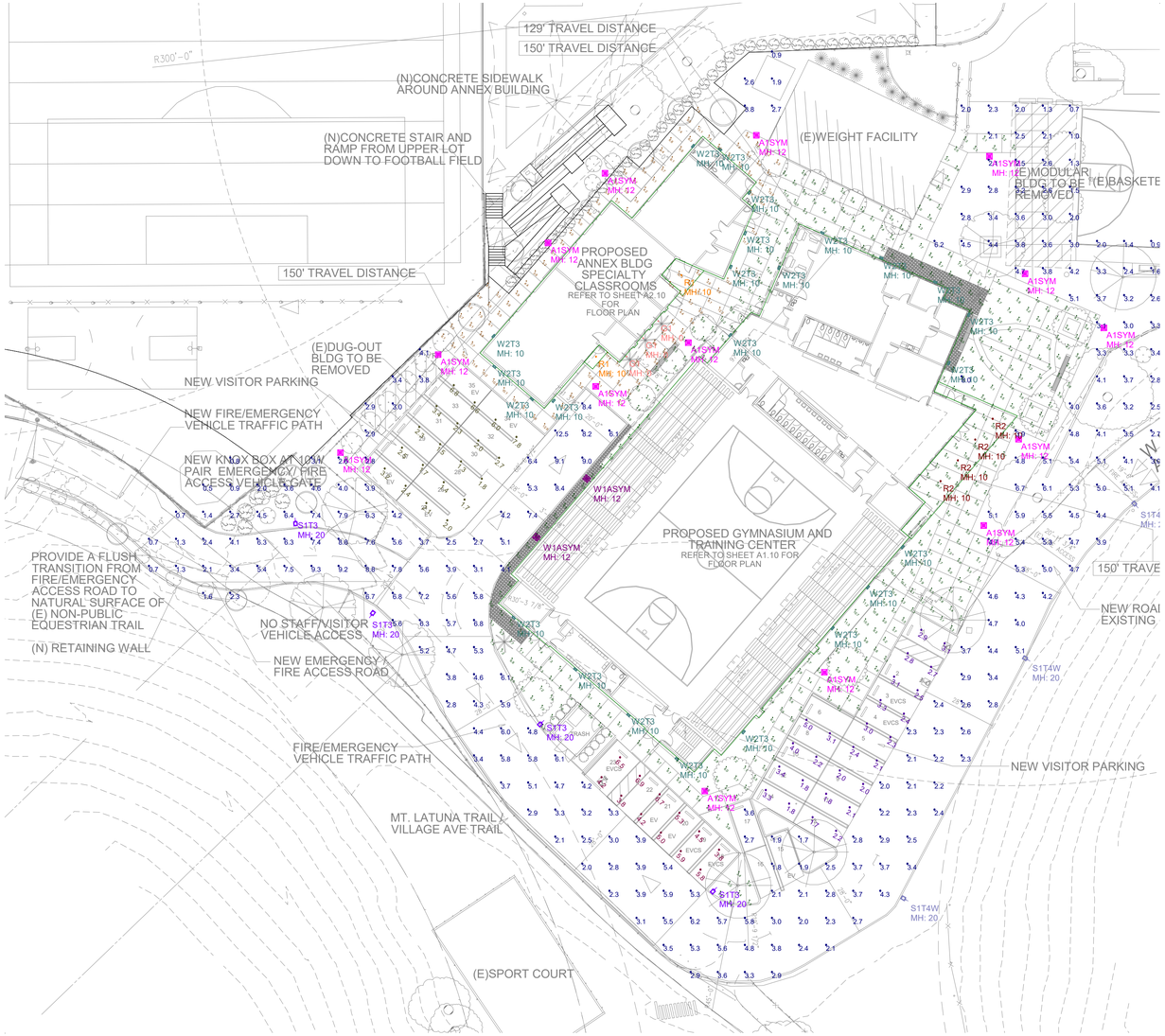

PHOTOMETRIC PLAN VIEW
Scale: 1 inch= 25 Ft.

Luminaire Schedule

Symbol	Qty	Label	Arrangement	[MANUFAC]	Description	Mounting Height	Lum. Lumens	Lum. Watts	LLF	BF	LLD	LDD	Total Watts	BUG Rating
	14	A1SYM	Single	COOPER LIGHTING SOLUTIONS - INVUE (FORMERLY EATON)	LXS-VA4-830-U-SYM-S (ADJUSTED BF TO MAKE 40K CCT)	12	8849	99	0.927	1.030	0.900	1.000	1386	B3-U0-G3
	3	G1	Single	WE-EF	ETC320 FS LED 185 7692	0	1737	14.5	0.900	1.000	1.000	1.000	43.5	B0-U5-G0
	2	R1	Single	THE KIRLIN COMPANY	LRC-04SDN-3000L-RND-MFL	10	2901	27.6	0.900	1.000	1.000	1.000	55.2	B2-U0-G0
	4	R2	Single	LIGHTHEADED LIGHTING	2-116-T-01-BRO36-40-9014-WET-D4B-FVR-R-T-7-P-VOLTAGE	10	1488	19.5	0.900	1.000	1.000	1.000	78	B2-U0-G0
	4	S1T3	Single	COOPER LIGHTING SOLUTIONS - McGRAW-EDISON	GALN-SB4A-840-U-T3	20	17208	114	0.900	1.000	1.000	1.000	456	B3-U0-G3
	3	S1T4W	Single	COOPER LIGHTING SOLUTIONS - McGRAW-EDISON	GALN-SB4A-840-U-T4W	20	17163	114	0.900	1.000	1.000	1.000	342	B3-U0-G3
	2	W1ASYM	Single	COOPER LIGHTING SOLUTIONS - INVUE (FORMERLY EATON)	LXS-VA3-830-U-ASW-S (ADJUSTED BF TO MAKE 40KCCT)	12	6534	99	0.927	1.030	0.900	1.000	198	B2-U0-G2
	24	W2T3	Single	COOPER LIGHTING SOLUTIONS - INVUE (FORMERLY EATON)	ENC-SA1C-740-U-T3	10	4593	33.3	0.900	1.000	1.000	1.000	799.2	B1-U0-G1

Calculation Summary

Label	CalcType	Units	Avg	Max	Min	Avg/Min	Max/Min
01 DRIVEWAY AND SITE_AT FLOOR	Illuminance	Fc	3.95	12.5	0.5	7.90	25.00
02 WEST PARKING_AT FLOOR	Illuminance	Fc	3.08	7.8	1.3	2.37	6.00
03 SOUTHWEST PARKING_AT FLOOR	Illuminance	Fc	5.22	6.9	3.8	1.37	1.82
06 ANNEX BUILDING PERIMETER_AT FLOOR	Illuminance	Fc	7.54	32.3	2.7	2.79	11.96
04 SOUTHEAST PARKING_AT FLOOR	Illuminance	Fc	2.65	5.0	1.7	1.56	2.94
05 GYM BUILDING PERIMETER_AT FLOOR	Illuminance	Fc	6.91	29.5	0.8	8.64	36.88

GENERAL NOTES:
1. NOT FOR CONSTRUCTION PURPOSES.
2. ALL CALCULATIONS CONTAIN AND ERROR FACTOR OF +/- 10%.
3. CALCULATION POINT SPACING IS 5' x 5'
4. ALL CALCULATIONS ARE IN FOOT CANDLE MEASUREMENTS
5. UNLESS OTHERWISE NOTED - ALL REFLECTANCE VALUES ARE CALCULATED USING THE DEFAULT VALUES OF: PARKING LOT = .2, WALLS = .2, CEILING = .2
6. FIXTURE MOUNTING HEIGHT: NOTED ON PLAN

*RENDERINGS ARE BIASED OFF THE HIGHEST FOOTCANDLE VALUE TO THE LOWEST

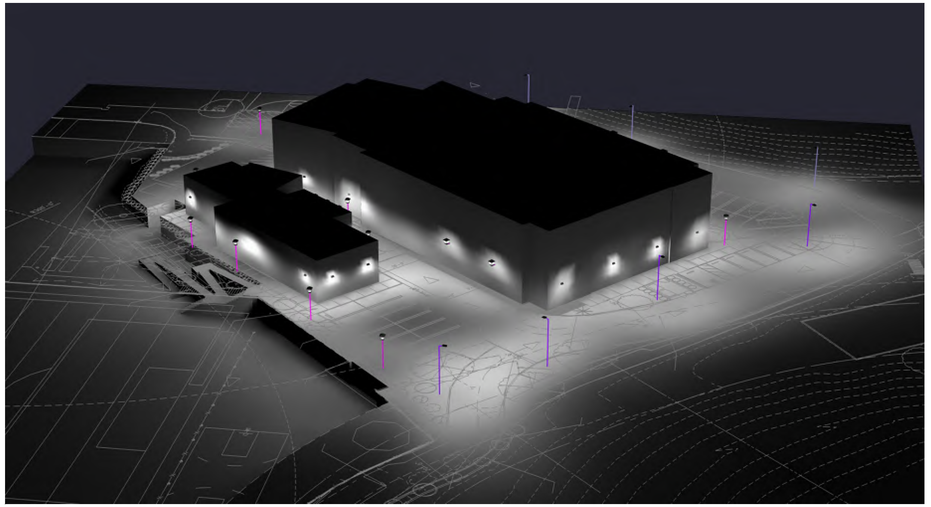

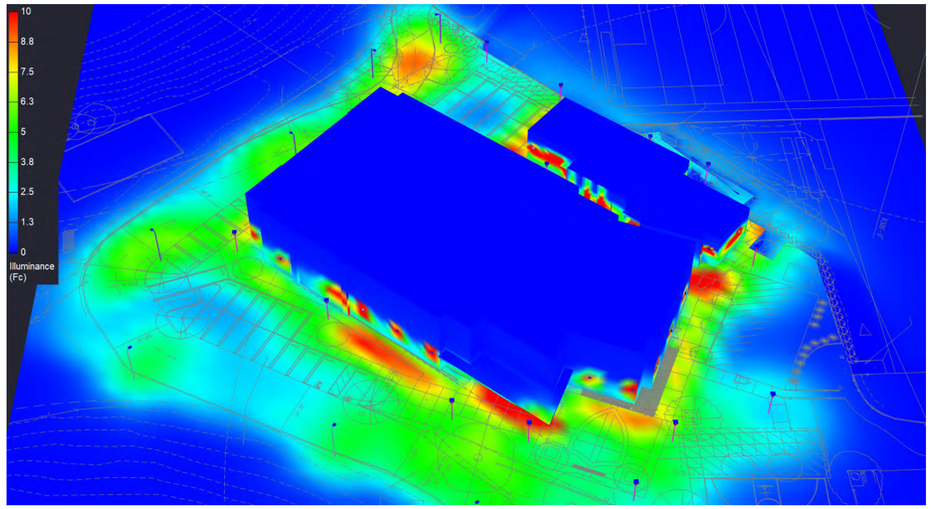







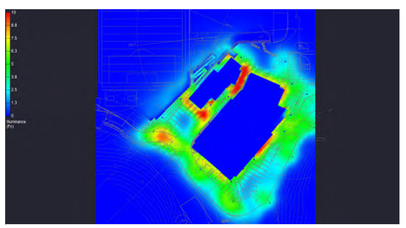

SCIO LIGHTING SOLUTIONS
Inspiration. Innovation. Integration.

26-4097 VILLAGE CHRISTIAN SCHOOL NEW SCOPE AND TENANT IMPROVEMENTS

Drawn By:
AR

Date:
7/16/2026

Scale:
1IN=25FT

Sheet Title:
Site Photometrics

Sheet No.
1**A**



PHOTOMETRIC PLAN VIEW
Scale: 1 inch= 5 Ft.

GENERAL NOTES:
1. NOT FOR CONSTRUCTION PURPOSES.
2. ALL CALCULATIONS CONTAIN AND ERROR FACTOR OF +/- 10%.
3. CALCULATION POINT SPACING IS 5' x 5'
4. ALL CALCULATIONS ARE IN FOOT CANDLE MEASUREMENTS
5. UNLESS OTHERWISE NOTED - ALL REFLECTANCE VALUES ARE CALCULATED USING THE DEFAULT VALUES OF: PARKING LOT = .2, WALLS = .2, CEILING = .2
6. FIXTURE MOUNTING HEIGHT: NOTED ON PLAN

*RENDERINGS ARE BIASED OFF THE HIGHEST FOOTCANDLE VALUE TO THE LOWEST



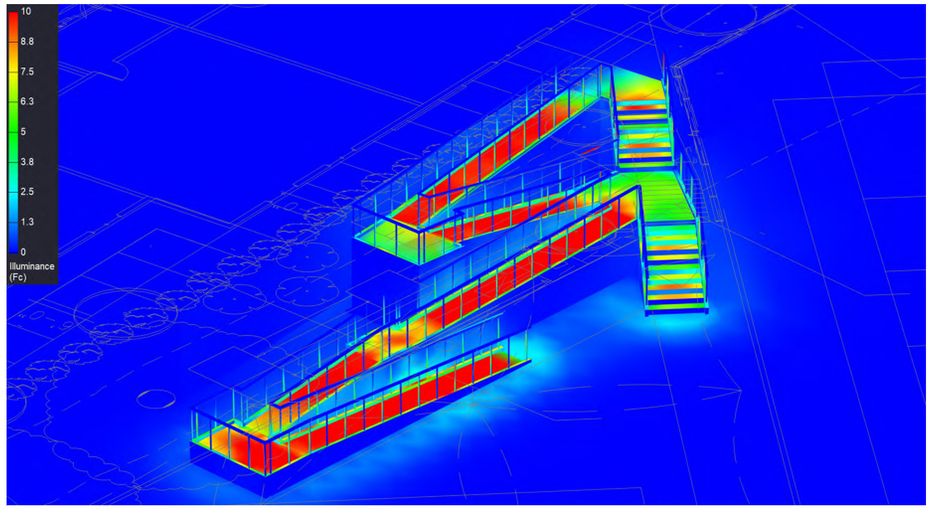

Luminaire Schedule
Project: RAMPS - 26-4097 VILLAGE CHRISTIAN SCHOOL NEW SCOPE AND TENANT IMPROVEMENTS

Symbol	Qty	Label	Arrangement	[MANUFAC]	Description	Mounting Height	Lum. Lumens	Lum. Watts	LLF	BF	LLD	LDD	Total Watts	BUG Rating
	63	HL	Single	KLIKSYSTEMS	LPOD40-Dir-PCLens-AsymRefW-70 (ADJUSTED BF TO MAKE 160LM FOR THE ASYM OPTIC)	-6.234 to 3.455	181	2.6	0.796	0.884	0.900	1.000	163.8	B0-U1-G0

Luminaire Schedule
Project: STAIRS - 26-4097 VILLAGE CHRISTIAN SCHOOL NEW SCOPE AND TENANT IMPROVEMENTS

Symbol	Qty	Label	Arrangement	[MANUFAC]	Description	Mounting Height	Lum. Lumens	Lum. Watts	LLF	BF	LLD	LDD	Total Watts	BUG Rating
	13	HL	Single	KLIKSYSTEMS	LPOD40-Dir-PCLens-AsymRefW-70 (ADJUSTED BF TO MAKE 160LM FOR THE ASYM OPTIC)	-5, -2.65, -0.75, 0.578, 3.028, 3.705	181	2.6	0.796	0.884	0.900	1.000	33.8	B0-U1-G0

Calculation Summary
Project: RAMPS - 26-4097 VILLAGE CHRISTIAN SCHOOL NEW SCOPE AND TENANT IMPROVEMENTS

Label	CalcType	Units	Avg	Max	Min	Avg/Min	Max/Min
01 RAMP TO 1ST LANDING	Illuminance	Fc	12.00	17.9	8.8	1.36	2.03
02 1ST LANDING	Illuminance	Fc	9.97	13.5	5.3	1.88	2.55
03 RAMP FROM 1ST LANDING TO 2ND LANDING	Illuminance	Fc	10.05	12.1	6.2	1.62	1.95
04 2ND LANDING	Illuminance	Fc	8.05	9.7	2.2	3.66	4.41
05 RAMP FROM 2ND LANDING TO 3RD LANDING	Illuminance	Fc	11.41	14.7	7.3	1.56	2.01
06 RAMP FROM 3RD LANDING TO 4TH LANDING	Illuminance	Fc	11.20	13.8	5.7	1.96	2.42
07 4TH LANDING	Illuminance	Fc	7.89	11.3	1.6	4.93	7.06
08 RAMP FROM 4TH LANDING TO 5TH LANDING	Illuminance	Fc	9.78	12.2	3.1	3.15	3.94

Calculation Summary
Project: STAIRS - 26-4097 VILLAGE CHRISTIAN SCHOOL NEW SCOPE AND TENANT IMPROVEMENTS

Label	CalcType	Units	Avg	Max	Min	Avg/Min	Max/Min
STEP 01	Illuminance	Fc	6.50	7.2	5.2	1.25	1.38
STEP 02	Illuminance	Fc	8.53	9.2	7.6	1.12	1.21
STEP 03	Illuminance	Fc	8.95	9.9	7.9	1.13	1.25
STEP 04	Illuminance	Fc	7.33	8.0	6.1	1.20	1.31
STEP 05	Illuminance	Fc	5.80	6.5	5.1	1.14	1.27
STEP 06	Illuminance	Fc	7.38	7.9	6.2	1.19	1.27
STEP 07	Illuminance	Fc	8.52	9.4	7.3	1.17	1.29
STEP 08	Illuminance	Fc	7.03	7.6	6.4	1.10	1.19
STEP 09	Illuminance	Fc	4.57	5.4	4.1	1.11	1.32
STEP 10 (3RD LANDING)	Illuminance	Fc	6.08	11.7	1.2	5.07	9.75
STEP 11	Illuminance	Fc	6.52	7.3	5.0	1.30	1.46
STEP 12	Illuminance	Fc	8.48	9.2	7.4	1.15	1.24
STEP 13	Illuminance	Fc	6.23	7.9	1.3	4.79	6.08
STEP 14	Illuminance	Fc	7.03	8.3	3.4	2.07	2.44
STEP 15	Illuminance	Fc	5.53	6.4	4.1	1.35	1.56
STEP 16	Illuminance	Fc	6.85	7.6	5.8	1.18	1.31
STEP 17	Illuminance	Fc	9.15	10.9	6.2	1.48	1.76
STEP 18 (5TH LANDING)	Illuminance	Fc	4.73	10.5	0.5	9.46	21.00



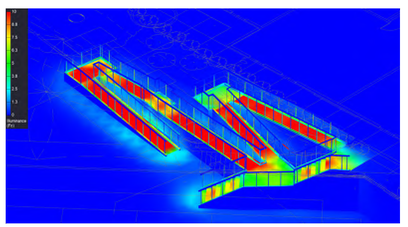



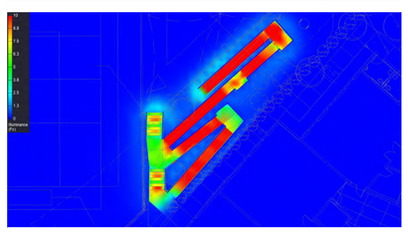

SCIO LIGHTING SOLUTIONS
Inspiration. Innovation. Integration.

26-4097 VILLAGE CHRISTIAN SCHOOL NEW SCOPE AND TENANT IMPROVEMENTS (RAMPS AND STAIRS)

Drawn By:
AR

Date:
7/28/2026

Scale:
1IN=5FT

Sheet Title:
Site Photometrics

Sheet No.
1B

TOPOGRAPHIC SURVEY

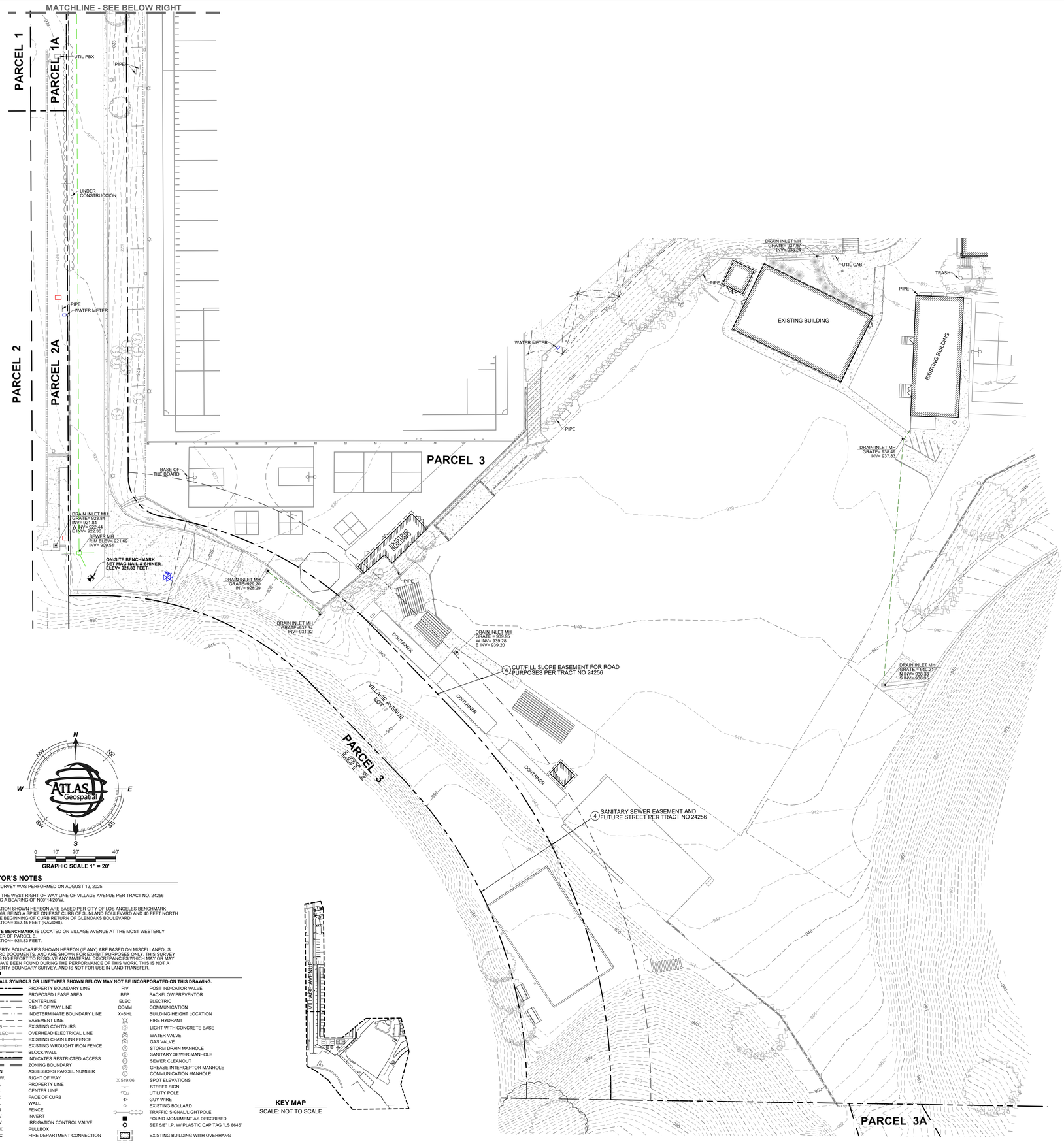

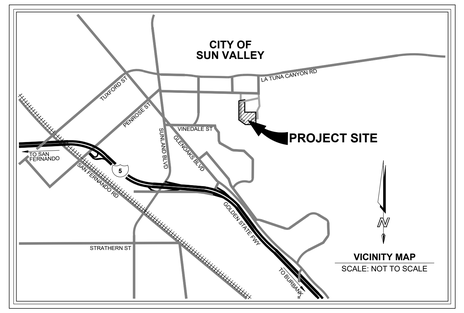

SURVEYOR'S NOTES

1 THIS SURVEY WAS PERFORMED ON AUGUST 12, 2025.

2 BEING THE WEST RIGHT OF WAY LINE OF VILLAGE AVENUE PER TRACT NO. 24256 HAVING A BEARING OF N00°14'20"W.

3 ELEVATION SHOWN HEREON ARE BASED PER CITY OF LOS ANGELES BENCHMARK 08-14069, BEING A SPIKE ON EAST CURB OF SUNLAND BOULEVARD AND 40 FEET NORTH OF THE BEGINNING OF CURB RETURN OF GLENOAKS BOULEVARD ELEVATION= 852.15 FEET (NAVD88).

ON SITE BENCHMARK IS LOCATED ON VILLAGE AVENUE AT THE MOST WESTERLY CORNER OF PARCEL 3. ELEVATION= 921.83 FEET.

4 PROPERTY BOUNDARIES SHOWN HEREON (IF ANY) ARE BASED ON MISCELLANEOUS RECORD DOCUMENTS, AND ARE SHOWN FOR EXHIBIT PURPOSES ONLY. THIS SURVEY MAKES NO EFFORT TO RESOLVE ANY MATERIAL DISCREPANCIES WHICH MAY OR MAY NOT HAVE BEEN FOUND DURING THE PERFORMANCE OF THIS WORK. THIS IS NOT A PROPERTY BOUNDARY SURVEY, AND IS NOT FOR USE IN LAND TRANSFER.

LEGEND

NOTE: ALL SYMBOLS OR LINETYPES SHOWN BELOW MAY NOT BE INCORPORATED ON THIS DRAWING.

	PROPERTY BOUNDARY LINE	PIV	POST INDICATOR VALVE
	PROPOSED LEASE AREA	BFP	BACKFLOW PREVENTOR
	CENTERLINE	ELEC	ELECTRIC
	RIGHT OF WAY LINE	COMM	COMMUNICATION
	INDETERMINATE BOUNDARY LINE	X=BHL	BUILDING HEIGHT LOCATION
	EASEMENT LINE		FIRE HYDRANT
335	EXISTING CONTOURS		LIGHT WITH CONCRETE BASE
OH ELEC	OVERHEAD ELECTRICAL LINE		WATER VALVE
	EXISTING CHAIN LINK FENCE		GAS VALVE
	EXISTING WROUGHT IRON FENCE		STORM DRAIN MANHOLE
	BLOCK WALL		SANITARY SEWER MANHOLE
	INDICATES RESTRICTED ACCESS		SEWER CLEANOUT
	ZONING BOUNDARY		GREASE INTERCEPTOR MANHOLE
APN	ASSESSORS PARCEL NUMBER		COMMUNICATION MANHOLE
R.O.W.	RIGHT OF WAY	X 519.06	SPOT ELEVATIONS
PL	PROPERTY LINE		STREET SIGN
CL	CENTER LINE		UTILITY POLE
FC	FACE OF CURB		GUY WIRE
WL	WALL		EXISTING BOLLARD
FN	FENCE		TRAFFIC SIGNAL/LIGHTPOLE
INV	INVERT		FOUND MONUMENT AS DESCRIBED
ICV	IRRIGATION CONTROL VALVE		SET 5/8" I.P. W/ PLASTIC CAP TAG "LS 8645"
PBX	PULLBOX		EXISTING BUILDING WITH OVERHANG
FDC	FIRE DEPARTMENT CONNECTION		

Atlas Geospatial - Surveying more by accident than most firms do on purpose, since 2009.

Surveying • Mapping • Problem Solving

www.ATLASGeospatial.com
2191 El Camino Real, Suite 208L
Oceanside, CA 92054
Tel: 1-888-364-1973
Fax: 1-866-827-4937

DATE	REVISIONS	BY

DATE	REVISIONS	BY

TOPOGRAPHIC SURVEY

8930 NORTH VILLAGE AVENUE,
CITY OF SUN VALLEY, COUNTY OF LOS ANGELES
STATE OF CALIFORNIA

PROJECT NUMBER: 25-029	
DWG NAME: 25-029 VILLAGE CHRISTIAN SCHOOL	
PREPARED BY: CD/AO	DATE: 08.29.2025
CHECKED BY: WW/JAA	DATE: 09.02.2025
REVISION 0	SHEET 1 or 2

THE CONTRACTOR SHALL VERIFY AND BE RESPONSIBLE FOR ALL DIMENSIONS. DO NOT SCALE THE DRAWING. ANY ERRORS OR OMISSIONS SHALL BE REPORTED TO ATLAS GEOSPATIAL WITHOUT DELAY. THE COPYRIGHTS TO ALL DESIGNS AND DRAWINGS ARE THE PROPERTY OF ATLAS GEOSPATIAL. REPRODUCTION OR USE FOR ANY PURPOSE OTHER THAN THAT AUTHORIZED BY ATLAS GEOSPATIAL IS FORBIDDEN.

TOPOGRAPHIC SURVEY

8930 NORTH VILLAGE AVENUE
CITY OF SUN VALLEY, COUNTY OF LOS ANGELES
STATE OF CALIFORNIA

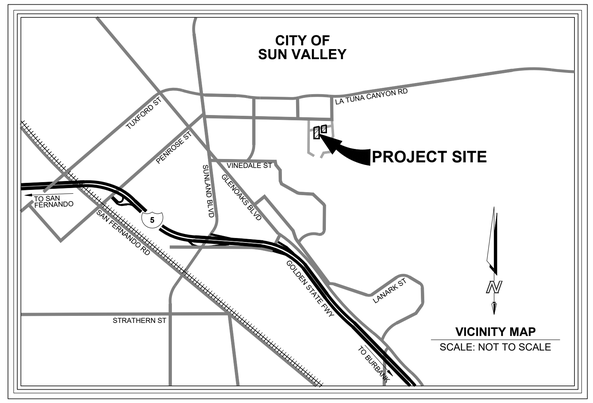

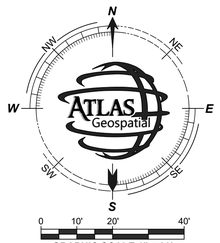

SURVEYOR'S NOTES

1 THIS SURVEY WAS PERFORMED ON AUGUST 12, 2025.

2 BEING THE WEST RIGHT OF WAY LINE OF VILLAGE AVENUE PER TRACT NO. 24256 HAVING A BEARING OF N00°14'20"W.

3 ELEVATION SHOWN HEREON ARE BASED PER CITY OF LOS ANGELES BENCHMARK 08-04069, BEING A SPIKE ON EAST CURB OF SUNLAND BOULEVARD AND 40 FEET NORTH OF THE BEGINNING OF CURB RETURN OF GLENOAKS BOULEVARD ELEVATION= 852.15 FEET (NAVD88).

ON SITE BENCHMARK IS NAIL AND TAG "LS 6326", AT THE INTERSECTING POINT OF THE NORTH RIGHT OF WAY LINE OF BURBANK CHANNEL AND THE WEST RIGHT OF WAY LINE OF VILLAGE AVENUE. ELEVATION= 922.67 FEET

4 PROPERTY BOUNDARIES SHOWN HEREON (IF ANY) ARE BASED ON MISCELLANEOUS RECORD DOCUMENTS, AND ARE SHOWN FOR EXHIBIT PURPOSES ONLY. THIS SURVEY MAKES NO EFFORT TO RESOLVE ANY MATERIAL DISCREPANCIES WHICH MAY OR MAY NOT HAVE BEEN FOUND DURING THE PERFORMANCE OF THIS WORK. THIS IS NOT A PROPERTY BOUNDARY SURVEY, AND IS NOT FOR USE IN LAND TRANSFER.

LEGEND

NOTE: ALL SYMBOLS OR LINETYPES SHOWN BELOW MAY NOT BE INCORPORATED ON THIS DRAWING.

	PROPERTY BOUNDARY LINE
	PROPOSED LEASE AREA
	CENTERLINE
	RIGHT OF WAY LINE
	INDETERMINATE BOUNDARY LINE
	EASEMENT LINE
335	EXISTING CONTOURS
OH ELEC	OVERHEAD ELECTRICAL LINE
	EXISTING CHAIN LINK FENCE
	EXISTING WROUGHT IRON FENCE
	BLOCK WALL
	INDICATES RESTRICTED ACCESS
	ZONING BOUNDARY
APN	ASSESSORS PARCEL NUMBER
R.O.W.	RIGHT OF WAY
PL	PROPERTY LINE
CL	CENTER LINE
FC	FACE OF CURB
WL	WALL
FN	FENCE
INV	INVERT
ICV	IRRIGATION CONTROL VALVE
PBX	PULLBOX
FDC	FIRE DEPARTMENT CONNECTION
PIV	POST INDICATOR VALVE
BFP	BACKFLOW PREVENTOR
ELEC	ELECTRIC
COMM	COMMUNICATION
X=BHL	BUILDING HEIGHT LOCATION
	FIRE HYDRANT
	LIGHT WITH CONCRETE BASE
	WATER VALVE
	GAS VALVE
	STORM DRAIN MANHOLE
S	SANITARY SEWER MANHOLE
	SEWER CLEANOUT
	GREASE INTERCEPTOR MANHOLE
T	COMMUNICATION MANHOLE
X 519.06	SPOT ELEVATIONS
	STREET SIGN
	UTILITY POLE
	GUY WIRE
	EXISTING BOLLARD
	TRAFFIC SIGNAL/LIGHTPOLE
	FOUND MONUMENT AS DESCRIBED
	SET 5/8" I.P. W/ PLASTIC CAP TAG "LS 8645"
	EXISTING BUILDING WITH OVERHANG

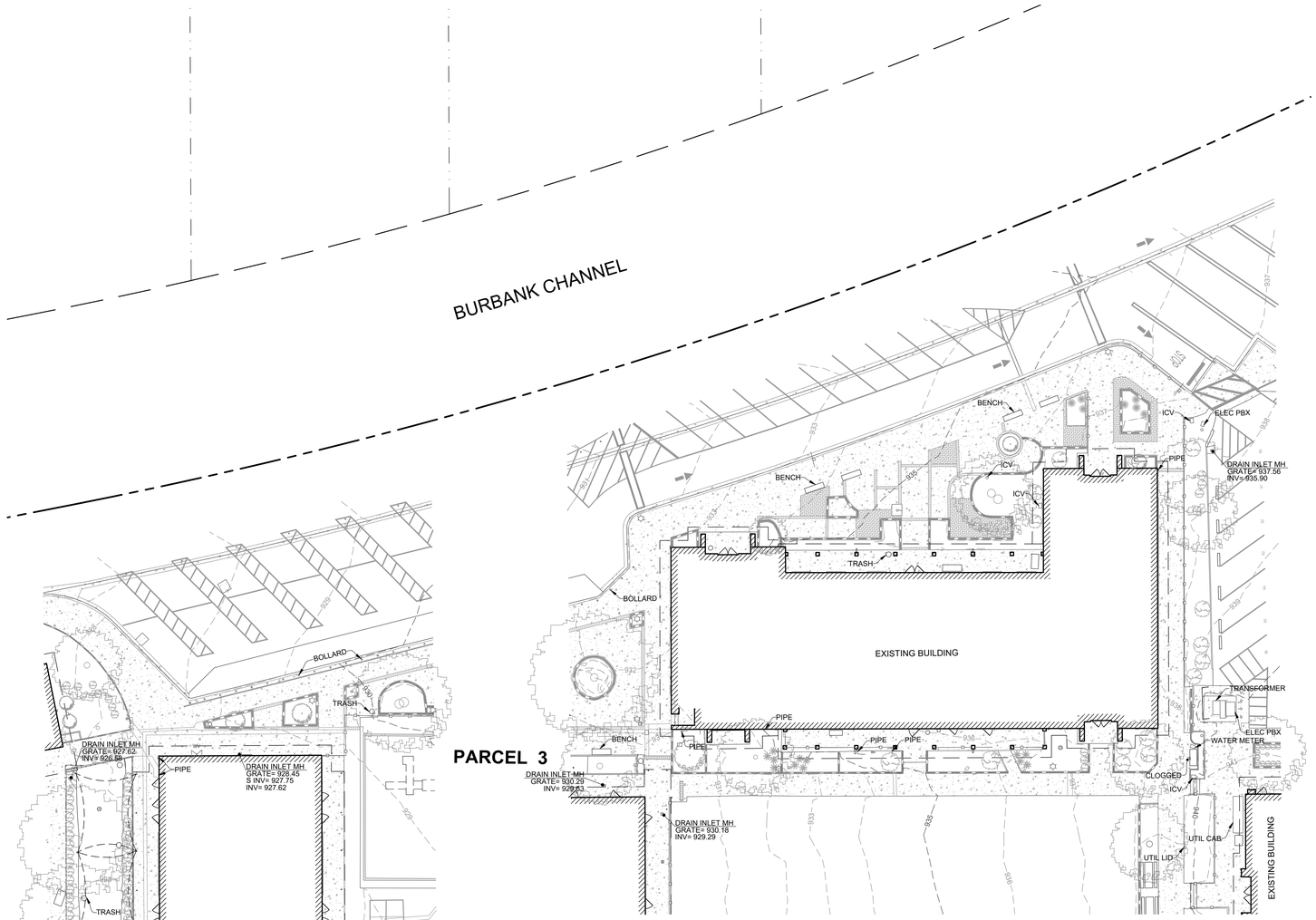

THE CONTRACTOR SHALL VERIFY AND BE RESPONSIBLE FOR ALL DIMENSIONS. DO NOT SCALE THE DRAWING. ANY ERRORS OR OMISSIONS SHALL BE REPORTED TO ATLAS GEOSPATIAL WITHOUT DELAY. THE COPYRIGHTS TO ALL DESIGNS AND DRAWINGS ARE THE PROPERTY OF ATLAS GEOSPATIAL. REPRODUCTION OR USE FOR ANY PURPOSE OTHER THAN THAT AUTHORIZED BY ATLAS GEOSPATIAL IS FORBIDDEN.

Atlas Geospatial - Surveying more by accident than most firms do on purpose, since 2009.
Surveying • Mapping • Problem Solving
www.**ATLAS**Geospatial.com
2191 El Camino Real, Suite 208L
Oceanside, CA 92054
Tel: 1-888-364-1973
Fax: 1-866-827-4937

REVISIONS		DATE	BY
	ADD EXTRA TOPO PER CLIENT REQUEST	2025/10/14	CD

TOPOGRAPHIC SURVEY
8930 NORTH VILLAGE AVENUE
CITY OF SUN VALLEY, COUNTY OF LOS ANGELES
STATE OF CALIFORNIA

PROJECT NUMBER: 25-029	
DWG NAME: 25-029 VILLAGE CHRISTIAN SCHOOL	
PREPARED BY: CD/AO	DATE: 09.24.2025
CHECKED BY: WWW/JAA	DATE: 09.24.2025
REVISION 1	SHEET 2 OF 2

PRELIMINARY CIVIL SITE DEVELOPMENT PLANS FOR VILLAGE CHRISTIAN SCHOOL

LEGEND

BOUNDARY LINES

- CENTER LINE
- EASEMENT LINE
- PROPERTY LINE / RIGHT OF WAY LINE

HARDSCAPE LINES

- CURB (EXISTING AND PROPOSED)
- CURB & GUTTER (EXISTING AND PROPOSED)
- SIDEWALK (EXISTING AND PROPOSED)
- FENCE (EXISTING AND PROPOSED)
- STRIPING
- EDGE OF PAVEMENT

GRADING ELEMENTS

- MINOR CONTOUR (EXISTING AND PROPOSED)
- 250 — 250 — MAJOR CONTOUR (EXISTING AND PROPOSED)
- TOP OF SLOPE
- TOE OF SLOPE
- GB — GRADE BREAK
- R — RIDGE
- LIMITS OF GRADING / DAYLIGHT LINE
- CUT-FILL BOUNDARY

UTILITY ELEMENTS

- (S) — S — SEWER (EXISTING AND PROPOSED)
- (W) — W — WATER (EXISTING AND PROPOSED)
- (SD) — SD — STORM DRAIN (EXISTING AND PROPOSED)
- (G) — G — GAS (EXISTING AND PROPOSED)
- FIRE HYDRANT (EXISTING AND PROPOSED)
- WATER VALVE (EXISTING AND PROPOSED)
- WATER METER (EXISTING AND PROPOSED)
- SEWER MANHOLE (EXISTING AND PROPOSED)
- STORM DRAIN STRUCTURE (EXISTING AND PROPOSED)

ABBREVIATIONS

AD	AREA DRAIN	FG	FINISHED GRADE
BOW	BOTTOM OF WALL (AT GROUND)	FS	FINISHED SURFACE
BW	BACK OF WALK	GFF	GARAGE FINISHED FLOOR
BLDG	BUILDING	GB	GRADE BREAK
CB	CATCH BASIN	HP	HIGH POINT
CO	CLEANOUT	INV	INVERT ELEVATION
CONC	CONCRETE	LP	LOW POINT
CMP	CORRUGATED METAL PIPE	LT	LIGHT
DR	DOOR	MH	MANHOLE
DS	DOWN SPOUT	PV	PAVEMENT
DIP	DUCTILE IRON PIPE	POC	POINT OF CONNECTION
ESMT	EASEMENT	R	RIDGE
EG	EXISTING GRADE	RIM	RIM ELEVATION
EW	EDGE OF WALK	RD	ROOF DRAIN
FC	FACE OF CURB	TC	TOP OF CURB
FW	FACE OF WALL	TG	TOP OF GRATE
FF	FINISHED FLOOR	TW	TOP OF WALL
FDC	FIRE DEPARTMENT CONNECTION	T	TRANSFORMER
FH	FIRE HYDRANT	WM	WATER METER
FL	FLOW LINE	WV	WATER VALVE
FF	FINISHED FLOOR		



LOCATION MAP

N.T.S.

8930 VILLAGE AVENUE, SUN VALLEY CALIFORNIA 91362
APN 2404-001-006

PROJECT INFORMATION

PROJECT OWNER:
VILLAGE CHRISTIAN SCHOOL
8930 VILLAGE AVENUE
SUN VALLEY, CA 91352
CONTACT: XXX
PHONE: (XXX) XXX-XXXX

JOB ADDRESS / PARCEL APN:
8930 VILLAGE AVENUE
SUN VALLEY, CA 91352
PARCEL APN: 2404-001-006

RESPONSIBLE CIVIL ENGINEER:
RANDY CHAPMAN, P.E.
CCE DESIGN ASSOCIATES, INC.
771 E. DAILY DRIVE, SUITE 120
CAMARILLO, CA 93010
(805) 738-5434

ARCHITECT:
FRANCO & ASSOCIATES INC.
12345 VENTURA BLVD H
STUDIO CITY, CA 91604
CONTACT: XXX
PHONE: (818) 754-2030

LANDSCAPE ARCHITECT:
MJS LANDSCAPE ARCHITECTURE
507 30TH STREET
NEWPORT BEACH, CA 92663
CONTACT: XXX
PHONE: (949) 675-9964

SURVEY:
ATLAS GEOSPATIAL
2191 EL CAMINO REAL, SUITE 208L
OCEANSIDE, CA 92054
CONTACT: XXX
PHONE: (888) 364-1973

DRAWING SHEET INDEX

C1	COVER SHEET
C2	GRADING PLAN
C3	GRADING PLAN

EARTHWORK CALCULATIONS

EARTHWORK QUANTITIES:

CUT:	4,646 CUBIC YARDS
FILL:	564 CUBIC YARDS
NET:	4,082 CUBIC YARDS (EXPORT)
OVER-EX VOLUME:	3,870 CUBIC YARDS GYM BLDG 1,055 CUBIC YARDS ANNEX BLDG

NOTE:
EARTHWORK QUANTITIES PRESENTED HEREON ARE FOR PERMITTING PURPOSES ONLY, CONTRACTOR IS RESPONSIBLE FOR DETERMINING THEIR OWN EARTHWORK QUANTITIES FOR BIDDING PURPOSES.

NOT FOR CONSTRUCTION - FOR PLAN CHECK ONLY

CCE DESIGN ASSOCIATES, INC
771 E. Daily Drive, Suite 120
Camarillo, CA 93010
805.738.5434
www.ccedesignassociates.com

VILLAGE CHRISTIAN SCHOOL

8930 VILLAGE AVENUE
SUN VALLEY, CA 91352

SHEET TITLE:
COVER SHEET
SHEET NUMBER:
C1
PLOT DATE: 8.4.2026

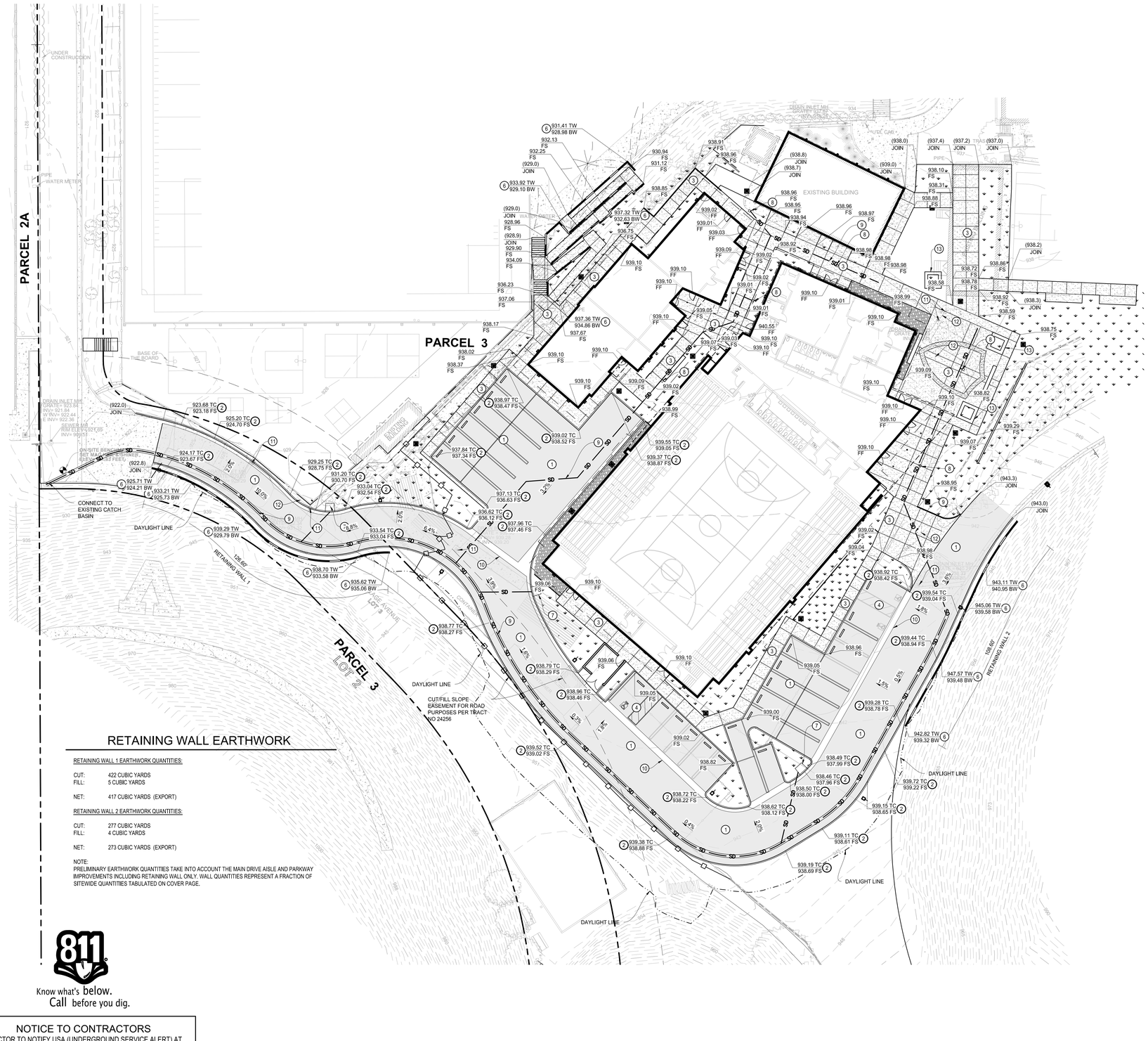

GRADING CONSTRUCTION KEYNOTES / LEGEND

1. CONSTRUCT AC PAVING, TI=X.X' 6-INCH ASPHALTIC CONCRETE ON 8-INCH AGGREGATE BASE, COMPACTION PER GEOTECHNICAL REPORT. CONFIRM PAVING SECTION WITH SITE GEOTECHNICAL ENGINEER BASED ON FINAL R VALUES.
2. CONSTRUCT 6-INCH P.C.C. CURB PER CITY OF LOS ANGELES STANDARD PLAN S-412-0.
3. CONSTRUCT HARDSCAPE, INSTALL MATERIAL ON 4-INCH AGGREGATE BASE, SEE ARCHITECTURAL PLANS FOR PRODUCT SPECIFICATION. PRODUCT TO BE 4-INCH P.C.C. UNLESS NOTED OTHERWISE.
4. ACCESSIBLE PARKING, SLOPE 2% MAX. IN ANY DIRECTION. STRIPING AND SIGNAGE PER ARCHITECTURAL PLANS.
5. CONSTRUCT TREATMENT PLANTER.
6. CONSTRUCT RETAINING WALL PER SEPARATE PERMIT, SEE STRUCTURAL PLANS FOR DETAILS. TOP (TW) AND BOTTOM (BOW) WALL ELEVATIONS PER THIS PLAN. SEE DETAIL BELOW RIGHT ON THIS SHEET.
7. CONSTRUCT CURB INLET CATCH BASINS PER SPPWC STANDARD PLAN.
8. INSTALL 12"X12" GRATE INLET.
9. CONSTRUCT STORM DRAIN LINE. SIZE PER PLAN.
10. CONSTRUCT PCC VALLEY GUTTER PER SPPWC STANDARD PLAN.
11. REMOVE & DISPOSE EXISTING CATCH BASIN.
12. REMOVE AND DISPOSE EXISTING STORM DRAIN WHERE INTERFERING.
13. SEAT WALL, SEE ARCHITECTURAL PLANS FOR DETAILS.

GRADING NOTES

1. EXISTING SURFACE INFORMATION WAS TAKEN FROM A TOPOGRAPHIC SURVEY PROVIDED BY OTHERS. CCE DESIGN ASSOCIATES ASSUMES NO RESPONSIBILITY IN REGARD TO THE ACCURACY OF EXISTING ELEVATIONS AND SURFACE FEATURES.
2. PROVIDE 8-INCHES MINIMUM CLEAR SPACE FROM FINISHED SOIL GRADE (FG) TO BUILDING WALL. CONSTRUCT STEM WALL AT BUILDING PERIMETER WHERE THIS CONDITION CANNOT BE MET.
3. ALL HARDSCAPE ADJACENT TO STRUCTURES SHALL SLOPE AT A MINIMUM OF 2% FOR 5-FEET AWAY FROM THE FOUNDATION.
4. IMPROVEMENTS WITHIN PUBLIC RIGHT OF WAY, INCLUDING (BUT NOT EXCLUSIVE OF) FENCES, DRIVEWAYS, AND UTILITY CONNECTIONS WILL REQUIRE SUBSEQUENT PERMITS FROM THE GOVERNING A.H.J.
5. RETAINING WALLS LOCATED CLOSER TO THE PROPERTY LINE THAN THE HEIGHT OF THE WALL SHALL BE BACKFILLED NO LATER THAN 10 DAYS AFTER CONSTRUCTION OF THE WALL AND NECESSARY STRUCTURAL SUPPORTING MEMBERS UNLESS RECOMMENDED OTHERWISE BY RESPONSIBLE ENGINEER.
6. ADA HANDRAILS, PARKING SIGNS, AND PARKING STRIPING ARE PER ARCHITECTURAL PLANS AND ARE SHOWN HEREON FOR REFERENCE ONLY.
7. TOP OF WALL CALLOUTS REPRESENT TOP OF RETAINED SURFACE AND DO NOT INCLUDE WALL FREEBOARD AS SHOWN ON DETAILS. BOTTOM OF WALL CALLOUTS REPRESENT FACE OF WALL AT FINISHED SURFACE.
8. CLEARING AND GRUBBING OF THE SITE SHOULD CONSIST OF THE REMOVAL OF ASPHALT, CONCRETE SLAB, VEGETATION SUCH AS BRUSH, GRASS, WOOD, STUMPS, TREES, ROOTS OF TREES AND OTHERWISE DELETERIOUS NATURAL MATERIALS FROM THE AREAS TO BE GRADED. CLEARING AND GRUBBING SHOULD EXTEND TO THE OUTSIDE OF ALL PROPOSED EXCAVATION AND FILL AREAS.
9. ALL GRADING SLOPES SHALL BE PLANTED AND SPRINKLERED.
10. STANDARD 12-INCH HIGH BERM IS REQUIRED AT TOP OF ALL GRADED SLOPES.
11. NO FILL SHALL BE PLACED UNTIL THE INSPECTOR HAS INSPECTED AND APPROVED THE BOTTOM EXCAVATION.
12. MAN-MADE FILL SHALL BE COMPACTED TO A MINIMUM RELATIVE COMPACTION OF 90% MAX. DRY DENSITY WITHIN 40' BELOW FINISH GRADE AND 93% OF MAX. DRY DENSITY DEEPER THAN 40' BELOW FINISH GRADE, UNLESS A LOWER RELATIVE COMPACTION (NOT LESS THAN 90% OF MAX. DRY DENSITY) IS JUSTIFIED BY THE SOILS ENGINEER.
13. TEMPORARY EROSION CONTROL TO BE INSTALLED BETWEEN OCTOBER 1 AND APRIL 15.

RETAINING WALL EARTHWORK

RETAINING WALL 1 EARTHWORK QUANTITIES:

CUT: 422 CUBIC YARDS
FILL: 5 CUBIC YARDS

NET: 417 CUBIC YARDS (EXPORT)

RETAINING WALL 2 EARTHWORK QUANTITIES:

CUT: 277 CUBIC YARDS
FILL: 4 CUBIC YARDS

NET: 273 CUBIC YARDS (EXPORT)

NOTE:
PRELIMINARY EARTHWORK QUANTITIES TAKE INTO ACCOUNT THE MAIN DRIVE AISLE AND PARKWAY IMPROVEMENTS INCLUDING RETAINING WALL ONLY. WALL QUANTITIES REPRESENT A FRACTION OF SITEWIDE QUANTITIES TABULATED ON COVER PAGE.

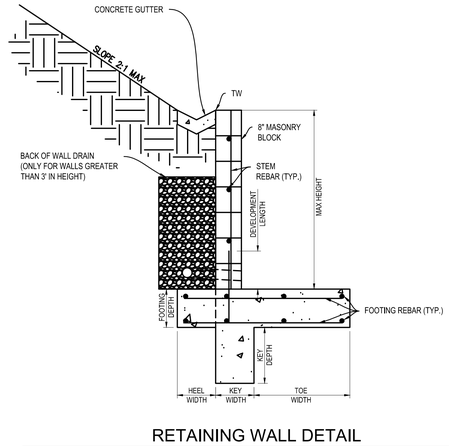

RETAINING WALL DETAIL
NTS

Know what's below.
Call before you dig.

NOTICE TO CONTRACTORS

CONTRACTOR TO NOTIFY USA (UNDERGROUND SERVICE ALERT) AT 811 A MINIMUM OF 48 HOURS BEFORE BEGINNING UNDERGROUND WORK FOR VERIFICATION OF THE LOCATION OF UNDERGROUND UTILITIES

0 10 20 40 60
Scale 1" = 20 ft

NOT FOR CONSTRUCTION - FOR PLAN CHECK ONLY

CCE DESIGN ASSOCIATES
Design with Purpose
CCE DESIGN ASSOCIATES, INC
771 E. Daily Drive, Suite 120
Camarillo, CA 93010
805.738.5434
www.ccedesignassociates.com

VILLAGE CHRISTIAN SCHOOL

8930 VILLAGE AVENUE
SUN VALLEY, CA 91352

SHEET TITLE:
GRADING PLAN
SHEET NUMBER:
C2
PLOT DATE: 8.5.2026

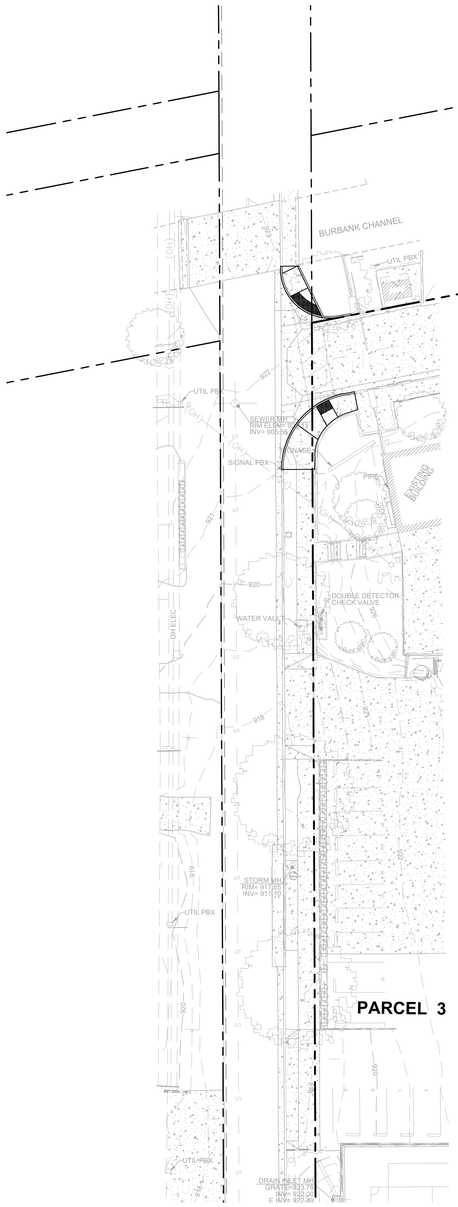

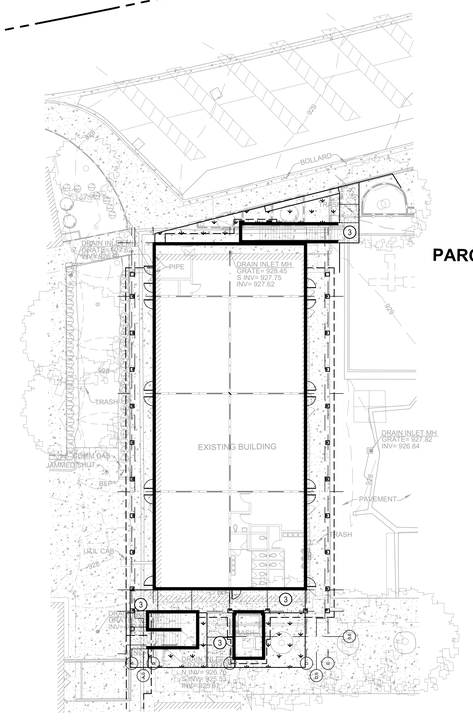

PARCEL 3

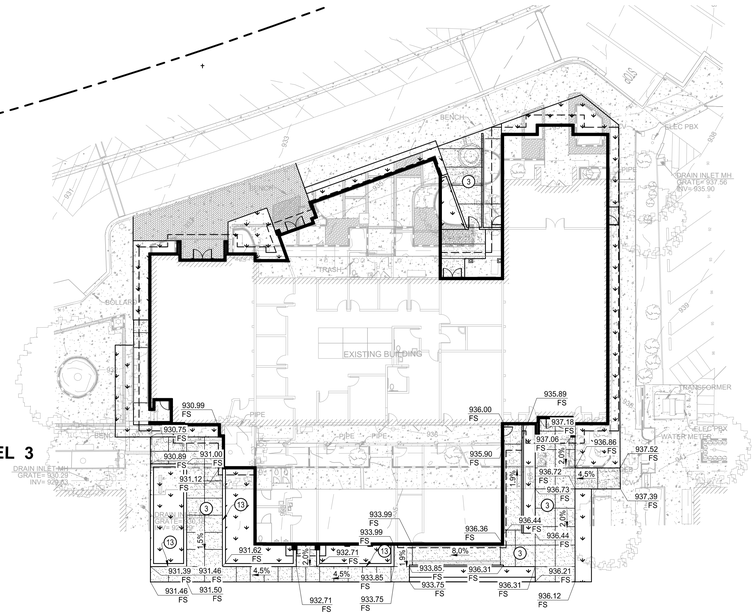

GRADING CONSTRUCTION KEYNOTES / LEGEND

1. CONSTRUCT AC PAVING, TI=X.X: 6-INCH ASPHALTIC CONCRETE ON 8-INCH AGGREGATE BASE. COMPACTION PER GEOTECHNICAL REPORT. CONFIRM PAVING SECTION WITH SITE GEOTECHNICAL ENGINEER BASED ON FINAL R VALUES.
2. CONSTRUCT 6-INCH P.C.C. CURB PER CITY OF LOS ANGELES STANDARD PLAN S-412-0.
3. CONSTRUCT HARDSCAPE, INSTALL MATERIAL ON 4-INCH AGGREGATE BASE. SEE ARCHITECTURAL PLANS FOR PRODUCT SPECIFICATION. PRODUCT TO BE 4-INCH P.C.C. UNLESS NOTED OTHERWISE.
4. ACCESSIBLE PARKING, SLOPE 2% MAX. IN ANY DIRECTION. STRIPING AND SIGNAGE PER ARCHITECTURAL PLANS.
5. CONSTRUCT TREATMENT PLANTER.
6. CONSTRUCT RETAINING WALL PER SEPARATE PERMIT, SEE STRUCTURAL PLANS FOR DETAILS. TOP (TW) AND BOTTOM (BOW) WALL ELEVATIONS PER THIS PLAN. SEE DETAIL BELOW RIGHT ON THIS SHEET.
7. CONSTRUCT CURB INLET CATCH BASINS PER SPPWC STANDARD PLAN.
8. INSTALL 12"X12" GRATE INLET.
9. CONSTRUCT STORM DRAIN LINE, SIZE PER PLAN.
10. CONSTRUCT PCC VALLEY GUTTER PER SPPWC STANDARD PLAN.
11. REMOVE & DISPOSE EXISTING CATCH BASIN.
12. REMOVE AND DISPOSE EXISTING STORM DRAIN WHERE INTERFERING.
13. SEAT WALL, SEE ARCHITECTURAL PLANS FOR DETAILS.

GRADING NOTES

1. EXISTING SURFACE INFORMATION WAS TAKEN FROM A TOPOGRAPHIC SURVEY PROVIDED BY OTHERS. CCE DESIGN ASSOCIATES ASSUMES NO RESPONSIBILITY IN REGARD TO THE ACCURACY OF EXISTING ELEVATIONS AND SURFACE FEATURES.
2. PROVIDE 8-INCHES MINIMUM CLEAR SPACE FROM FINISHED SOIL GRADE (FG) TO BUILDING WALL. CONSTRUCT STEM WALL AT BUILDING PERIMETER WHERE THIS CONDITION CANNOT BE MET.
3. ALL HARDSCAPE ADJACENT TO STRUCTURES SHALL SLOPE AT A MINIMUM OF 2% FOR 5-FEET AWAY FROM THE FOUNDATION.
4. IMPROVEMENTS WITHIN PUBLIC RIGHT OF WAY, INCLUDING (BUT NOT EXCLUSIVE OF) FENCES, DRIVEWAYS, AND UTILITY CONNECTIONS WILL REQUIRE SUBSEQUENT PERMITS FROM THE GOVERNING A.H.J.
5. RETAINING WALLS LOCATED CLOSER TO THE PROPERTY LINE THAN THE HEIGHT OF THE WALL SHALL BE BACKFILLED NO LATER THAN 10 DAYS AFTER CONSTRUCTION OF THE WALL AND NECESSARY STRUCTURAL SUPPORTING MEMBERS UNLESS RECOMMENDED OTHERWISE BY RESPONSIBLE ENGINEER.
6. ADA HANDRAILS, PARKING SIGNS, AND PARKING STRIPING ARE PER ARCHITECTURAL PLANS AND ARE SHOWN HEREON FOR REFERENCE ONLY.
7. TOP OF WALL CALLOUTS REPRESENT TOP OF RETAINED SURFACE AND DO NOT INCLUDE WALL FREEBOARD AS SHOWN ON DETAILS. BOTTOM OF WALL CALLOUTS REPRESENT FACE OF WALL AT FINISHED SURFACE.
8. CLEARING AND GRUBBING OF THE SITE SHOULD CONSIST OF THE REMOVAL OF ASPHALT, CONCRETE SLAB, VEGETATION SUCH AS BRUSH, GRASS, WOOD, STUMPS, TREES, ROOTS OF TREES AND OTHERWISE DELETERIOUS NATURAL MATERIALS FROM THE AREAS TO BE GRADED. CLEARING AND GRUBBING SHOULD EXTEND TO THE OUTSIDE OF ALL PROPOSED EXCAVATION AND FILL AREAS.
9. ALL GRADING SLOPES SHALL BE PLANTED AND SPRINKLERED.
10. STANDARD 12-INCH HIGH BERM IS REQUIRED AT TOP OF ALL GRADED SLOPES.
11. NO FILL SHALL BE PLACED UNTIL THE INSPECTOR HAS INSPECTED AND APPROVED THE BOTTOM EXCAVATION.
12. MAN-MADE FILL SHALL BE COMPACTED TO A MINIMUM RELATIVE COMPACTION OF 90% MAX. DRY DENSITY WITHIN 40' BELOW FINISH GRADE AND 93% OF MAX. DRY DENSITY DEEPER THAN 40' BELOW FINISH GRADE, UNLESS A LOWER RELATIVE COMPACTION (NOT LESS THAN 90% OF MAX. DRY DENSITY) IS JUSTIFIED BY THE SOILS ENGINEER.
13. TEMPORARY EROSION CONTROL TO BE INSTALLED BETWEEN OCTOBER 1 AND APRIL 15.

0 10 20 40 60

Scale 1" = 20 ft

811 Know what's below. Call before you dig.

NOTICE TO CONTRACTORS

CONTRACTOR TO NOTIFY USA (UNDERGROUND SERVICE ALERT) AT 811 A MINIMUM OF 48 HOURS BEFORE BEGINNING UNDERGROUND WORK FOR VERIFICATION OF THE LOCATION OF UNDERGROUND UTILITIES

NOT FOR CONSTRUCTION - FOR PLAN CHECK ONLY

CCE DESIGN ASSOCIATES
Design with Purpose
CCE DESIGN ASSOCIATES, INC
771 E. Daily Drive, Suite 120
Camarillo, CA 93010
805.738.5434
www.ccedesignassociates.com

VILLAGE CHRISTIAN SCHOOL

8930 VILLAGE AVENUE
SUN VALLEY, CA 91352

SHEET TITLE:
GRADING PLAN
SHEET NUMBER:
C3
PLOT DATE: 8.4.2026

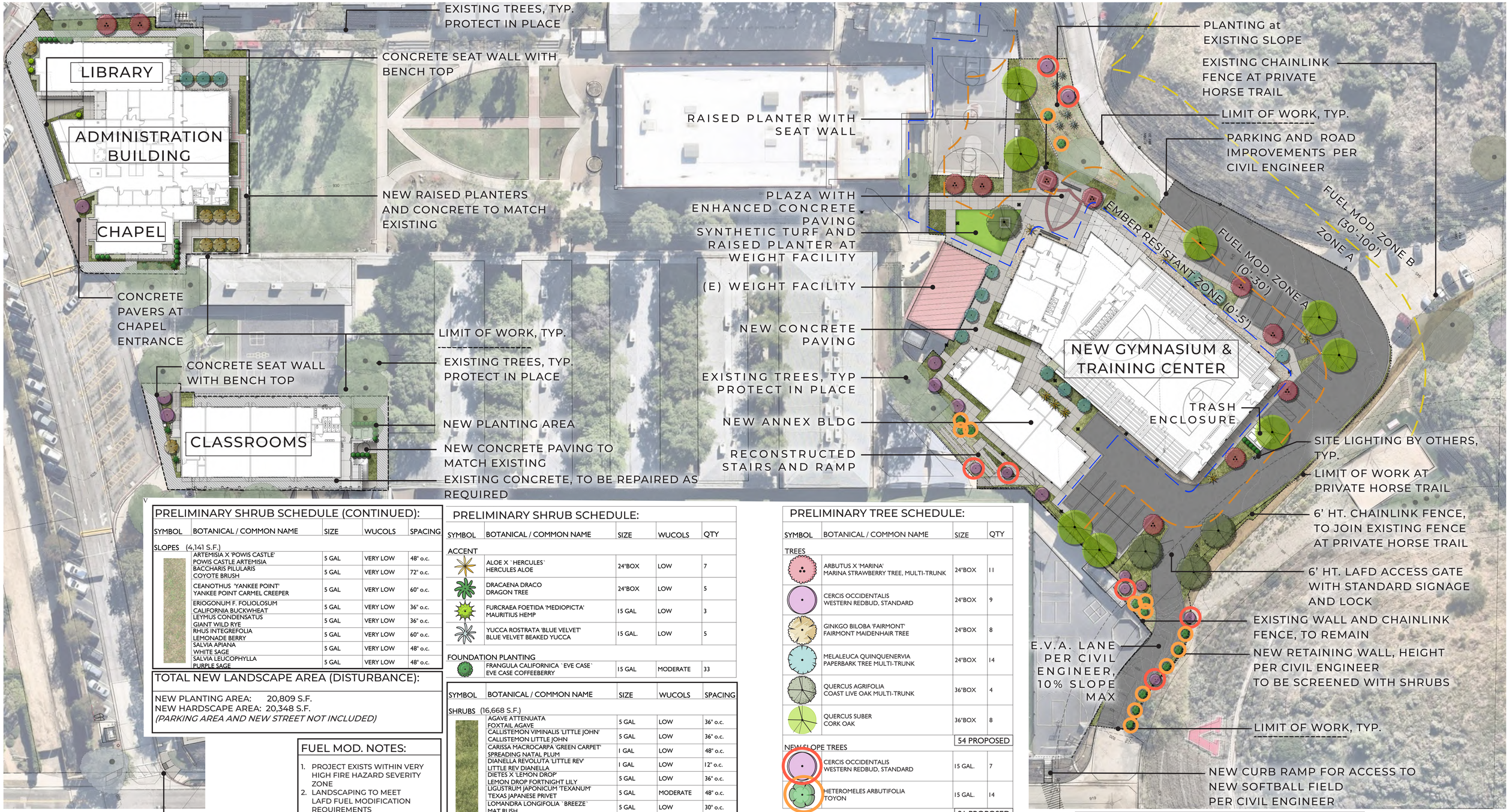

PRELIMINARY SHRUB SCHEDULE (CONTINUED):

SYMBOL	BOTANICAL / COMMON NAME	SIZE	WUCOLS	SPACING
SLOPES (4,141 S.F.)				
	ARTEMISIA X 'POWIS CASTLE' POWIS CASTLE ARTEMISIA	5 GAL	VERY LOW	48" o.c.
	BACCHARIS PILULARIS COYOTE BRUSH	5 GAL	VERY LOW	72" o.c.
	CEANOTHUS 'YANKEE POINT' YANKEE POINT CARMEL CREEPER	5 GAL	VERY LOW	60" o.c.
	ERIOGONUM F. FOLIOLOSUM CALIFORNIA BUCKWHEAT	5 GAL	VERY LOW	36" o.c.
	LEYMUS CONDENSATUS GIANT WILD RYE	5 GAL	VERY LOW	36" o.c.
	RHUS INTEGREFOLIA LEMONADE BERRY	5 GAL	VERY LOW	60" o.c.
	SALVIA APIANA WHITE SAGE	5 GAL	VERY LOW	48" o.c.
	SALVIA LEUCOPHYLLA PURPLE SAGE	5 GAL	VERY LOW	48" o.c.

TOTAL NEW LANDSCAPE AREA (DISTURBANCE):

NEW PLANTING AREA: 20,809 S.F.
NEW HARDSCAPE AREA: 20,348 S.F.
(PARKING AREA AND NEW STREET NOT INCLUDED)

FUEL MOD. NOTES:

1. PROJECT EXISTS WITHIN VERY HIGH FIRE HAZARD SEVERITY ZONE
2. LANDSCAPING TO MEET LAFD FUEL MODIFICATION REQUIREMENTS

HILLSIDE TREE CALCULATION

1 TREE PER 500 S.F.
4,141 S.F HILLSIDE AREA
- 9 TREES REQURED
- 21 TREES PROVIDED

PRELIMINARY SHRUB SCHEDULE:

SYMBOL	BOTANICAL / COMMON NAME	SIZE	WUCOLS	QTY
ACCENT				
	ALOE X `HERCULES` HERCULES ALOE	24"BOX	LOW	7
	DRACAENA DRACO DRAGON TREE	24"BOX	LOW	5
	FURCRAEA FOETIDA 'MEDIOPICTA' MAURITIUS HEMP	15 GAL	LOW	3
	YUCCA ROSTRATA 'BLUE VELVET' BLUE VELVET BEAKED YUCCA	15 GAL.	LOW	5
FOUNDATION PLANTING				
	FRANGULA CALIFORNICA `EVE CASE` EVE CASE COFFEEBERRY	15 GAL	MODERATE	33

SYMBOL	BOTANICAL / COMMON NAME	SIZE	WUCOLS	SPACING
SHRUBS (16,668 S.F.)				
	AGAVE ATTENUATA FOXTAIL AGAVE	5 GAL	LOW	36" o.c.
	CALLISTEMON VIMINALIS 'LITTLE JOHN' CALLISTEMON LITTLE JOHN	5 GAL	LOW	36" o.c.
	CARISSA MACROCARPA 'GREEN CARPET' SPREADING NATAL PLUM	1 GAL	LOW	48" o.c.
	DIANELLA REVOLUTA 'LITTLE REV' LITTLE REV DIANELLA	1 GAL	LOW	12" o.c.
	DIETES X 'LEMON DROP' LEMON DROP FORTNIGHT LILY	5 GAL	LOW	36" o.c.
	LIGUSTRUM JAPONICUM 'TEXANUM' TEXAS JAPANESE PRIVET	5 GAL	MODERATE	48" o.c.
	LOMANDRA LONGIFOLIA `BREEZE` MAT RUSH	5 GAL	LOW	30" o.c.
	OLEA EUROPAEA 'MONTRA' LITTLE OLLIE® OLIVE	5 GAL	LOW	48" o.c.

PARKING LOT TREE CALCULATION

1 TREE PER 4 PARKING SPACES REQUIRED PER LA 170,978 GUIDELINE 'K' 1.A
- 35 NEW PARKING SPACES
- 9 PARKING LOT TREES REQUIRED
- 10 PARKING LOT TREES PROVIDED

PRELIMINARY TREE SCHEDULE:

SYMBOL	BOTANICAL / COMMON NAME	SIZE	QTY
TREES			
	ARBUTUS X 'MARINA' MARINA STRAWBERRY TREE, MULTI-TRUNK	24"BOX	11
	CERCIS OCCIDENTALIS WESTERN REDBUD, STANDARD	24"BOX	9
	GINKGO BILOBA 'FAIRMONT' FAIRMONT MAIDENHAIR TREE	24"BOX	8
	MELALEUCA QUINQUENERVIA PAPERBARK TREE MULTI-TRUNK	24"BOX	14
	QUERCUS AGRIFOLIA COAST LIVE OAK MULTI-TRUNK	36"BOX	4
	QUERCUS SUBER CORK OAK	36"BOX	8
			54 PROPOSED
NEW SLOPE TREES			
	CERCIS OCCIDENTALIS WESTERN REDBUD, STANDARD	15 GAL.	7
	HETEROMELES ARBUTIFOLIA TOYON	15 GAL.	14
			21 PROPOSED

ARBORIST REPORT:

1. SEE EXISTING TREE SURVEY PREPARED BY CARLBERG ASSOCIATES DATED OCTOBER 31, 2025
2. REFER TO SHEET L.4 FOR EXISTING TREE PLAN

EXISTING TREE NOTES:

1. NO EXISTING PROTECTED TREES OR SHRUBS TO BE REMOVED FROM SITE. SEE ARBORIST REPORT PREPARED BY CARLBERG ASSOC.
2. NO TREE PLANTING PROPOSED WITHIN PUBLIC RIGHTS-OF-WAY.
3. NO SIGNIFICANT TREES (> 8" DIA.) TO BE REMOVED FROM SITE. SEE ARBORIST REPORT BY CARLBERG ASSOC.

VILLAGE CHRISTIAN SCHOOL EXPANSION

8930 VILLAGE AVENUE
SUN VALLEY, CA 91352

PRELIMINARY LANDSCAPE PLAN

0' 15' 30' 60' 120'

MJS LANDSCAPE ARCHITECTURE

L-1

DATE 09.22.2026

LANDSCAPE
C.U.P. SUBMITTAL #3

NOTES:

A. REFER TO SPECIFICATIONS FOR MULCH, PLANT PIT and AMENDMENT REQUIREMENTS

LEGEND:

1. GRADE LINE PRIOR TO PLANTING
2. FINISH GRADE
3. WATER BASIN BERM
4. MULCH - TAPER @ TRUNK
5. ROOTBALL
6. AMENDED BACKFILL
7. ROUGHENED PIT SIDES
8. COMPACTED AMENDED BACKFILL
9. SUBGRADE

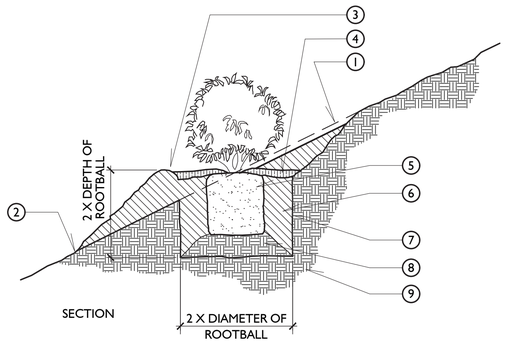

(A) SHRUB PLANTING ON SLOPE

Scale: N.T.S.

LEGEND:

1. 10'X1-1/2"DIA. SCHEDULE 40 NON-THREADED GALVANIZED STEEL PIPE. DRILL HOLE FOR WIRE TIE. PAINT FOREST GREEN. CLEAR OF ROOTBALL
2. TREE TIE AT PIE @ POINT OF DEFLECTION
3. GRADE LINE PRIOR TO PLANTING
4. FINISH GRADE
5. WATER BASIN BERM
6. MULCH - TAPER @ TRUNK
7. ROOTBALL
8. AMENDED BACKFILL
9. ROUGHENED PIT SIDES
10. SUBGRADE

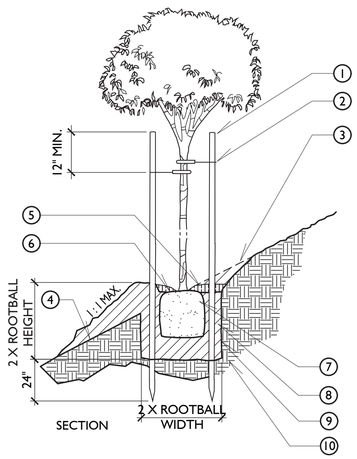

NOTES:

A. REFER TO SPECIFICATIONS FOR MULCH, PLANT PIT and AMENDMENT REQUIREMENTS

(B) TREE PLANTING ON SLOPE

Scale: N.T.S.

PRELIMINARY SHRUB LIST:

SYMBOL	BOTANICAL / COMMON NAME	SIZE	WUCOLS	L.A. NATIVE	HEIGHT	SPACING
SHRUBS						
	AGAVE ATTENUATA FOXTAIL AGAVE	5 GAL	LOW	N	3'	36" o.c.
	CALLISTEMON VIMINALIS 'LITTLE JOHN' CALLISTEMON LITTLE JOHN	5 GAL	LOW	N	3'	36" o.c.
	CARISSA MACROCARPA 'GREEN CARPET' SPREADING NATAL PLUM	1 GAL	LOW	N	10'	48" o.c.
	DIANELLA REVOLUTA 'LITTLE REV' LITTLE REV DIANELLA	1 GAL	LOW	N	18"	12" o.c.
	DIETES X 'LEMON DROP' LEMON DROP FORTNIGHT LILY	5 GAL	LOW	N	3'	36" o.c.
	LIGUSTRUM JAPONICUM 'TEXANUM' TEXAS JAPANESE PRIVET	5 GAL	MODERATE	N	6'	48" o.c.
	LOMANDRA LONGIFOLIA `BREEZE` MAT RUSH	5 GAL	LOW	N	2'	30" o.c.
	OLEA EUROPAEA 'MONTRA' LITTLE OLLIE® OLIVE	5 GAL	LOW	N	4'	48" o.c.
ACCENT						
	ALOE X `HERCULES` HERCULES ALOE	24"BOX	LOW	N	12"	96" o.c.
	DRACAENA DRACO DRAGON TREE	24"BOX	LOW	N	10'	60" o.c.
	FURCRAEA FOETIDA 'MEDIOPICTA' MAURITIUS HEMP	15 GAL	LOW	N	4'	72" o.c.
	YUCCA ROSTRATA 'BLUE VELVET' BLUE VELVET BEAKED YUCCA	15 GAL.	LOW	N	8'	72" o.c.
FOUNDATION PLANTING						
	FRANGULA CALIFORNICA 'EVE CASE' CALIFORNIA COFFEEBERRY	15 GAL	MODERATE	Y	8'	42" o.c.
SLOPES						
	ARTEMISIA X 'POWIS CASTLE' POWIS CASTLE ARTEMISIA	5 GAL	VERY LOW	Y	12"	48" o.c.
	BACCHARIS PILULARIS COYOTE BRUSH	5 GAL	VERY LOW	Y	2'	72" o.c.
	CEANOTHUS G.H. 'YANKEE POINT' YANKEE POINT CARMEL CREEPER	5 GAL	VERY LOW	Y	2'	60" o.c.
	ERIOGONUM FASCICULATUM FOLIOLOSUM CALIFORNIA BUCKWHEAT	5 GAL	VERY LOW	Y	18"	36" o.c.
	LEYMUS CONDENSATUS GIANT WILD RYE	5 GAL	VERY LOW	Y	3'	36" o.c.
	RHUS INTEGREFOLIA LEMONADE BERRY	5 GAL	VERY LOW	Y	6'	60" o.c.
	SALVIA APIANA WHITE SAGE	5 GAL	VERY LOW	Y	3'	48" o.c.
	SALVIA LEUCOPHYLLA PURPLE SAGE	5 GAL	VERY LOW	Y	2'	48" o.c.

CITY of L.A. LANDSCAPE NOTES

1. THE PLANTING AND IRRIGATION SYSTEM SHALL BE COMPLETED BY THE DEVELOPER PRIOR TO CERTIFICATION OF OCCUPANCY OF THE UNITS OF THE PROJECT OR PHASE
2. SIXTY (60) DAYS AFTER THE LANDSCAPE AND IRRIGATION INSTALLATION, THE LANDSCAPE PROFESSIONAL SHALL SUBMIT TO THE DEVELOPER A CERTIFICATE OF SUBSTANTIAL COMPLETION.
3. THE LANDSCAPE CONTRACTOR SHALL MAINTAIN THE LANDSCAPING AND IRRIGATION FOR NINETY (90) DAYS AFTER COMPLETION OF THE LANDSCAPE AND IRRIGATION INSTALLATION.
4. THE LANDSCAPE CONTRACTOR SHALL GUARANTEE ALL TREES AND IRRIGATION FOR A PERIOD OF SIX (6) MONTHS AND ALL OTHER PLANTS FOR A PERIOD OF NINETY (90) DAYS AFTER THE LANDSCAPE AND IRRIGATION INSTALLATION.
5. SHRUBS AND/OR TREES SHALL BE CONTAINED WITHIN PERMANENT PLANTERS AT LEAST 30-INCHES IN DEPTH, AND LAWN OR GROUND COVER SHALL BE AT LEAST 12-INCHES IN DEPTH.
6. ALL REQUIRED LANDSCAPED AREAS SHALL BE EQUIPPED WITH AN AUTOMATIC IRRIGATION SYSTEM AND BE PROPERLY DRAINED.

PRELIMINARY TREE LIST:

PLANT SCHEDULE

SYMBOL	BOTANICAL / COMMON NAME	SIZE	WUCOLS	CANOPY	HEIGHT	CA NATIVE	QTY
TREES							
	ARBUTUS X 'MARINA' MARINA STRAWBERRY TREE, MULTI-TRUNK	24"BOX	LOW	20' W	30' H	NO	11
	CERCIS OCCIDENTALIS WESTERN REDBUD, STANDARD	24"BOX	LOW	10' W	15' H	YES	9
	GINKGO BILOBA 'FAIRMONT' FAIRMONT MAIDENHAIR TREE	24"BOX	MODERATE	20' W	35' H	NO	8
	MELALEUCA QUINQUENERVIA PAPERBARK TREE MULTI-TRUNK	24"BOX	LOW	10' W	20' H	NO	14
	QUERCUS AGRIFOLIA COAST LIVE OAK MULTI-TRUNK	36"BOX	LOW	40'W	40' H	YES	4
	QUERCUS SUBER CORK OAK	36"BOX	LOW	40' W	40' H	NO	8
NEW SLOPE TREES							
	CERCIS OCCIDENTALIS WESTERN REDBUD, STANDARD	15 GAL.	LOW	10' W	15' H	YES	7
	HETEROMELES ARBUTIFOLIA TOYON	15 GAL.	VERY LOW	8' W	10' H	YES	14

PLANTING NOTES:

1. FINAL GRADING SHALL BE APPROVED BY THE LANDSCAPE ARCHITECT IN THE FIELD AFTER SOIL PREPARATION AND PRIOR TO PLANTING.
2. EXCESS SOIL FROM LANDSCAPE GRADING TO BE REMOVED AND DISPOSED OFF-SITE BY CONTRACTOR.
3. EXACT LOCATIONS OF PLANT MATERIALS SHALL BE APPROVED BY THE LANDSCAPE ARCHITECT IN THE FIELD PRIOR TO INSTALLATION. THE LANDSCAPE ARCHITECT RESERVES THE RIGHT TO ADJUST PLANTS TO EXACT LOCATION IN FIELD.
4. CONTRACTOR SHALL BE RESPONSIBLE FOR VERIFYING ALL PLANT COUNTS AND SQUARE FOOTAGES. QUANTITIES, IF PROVIDED, ARE FOR OWNER INFORMATION ONLY.
5. PRUNE NEWLY PLANTED TREES ONLY AS DIRECTED BY THE LANDSCAPE ARCHITECT.
6. FINISH GRADES OF ALL SHRUB AREAS SHALL BE 1 1/2" BELOW ADJACENT CURB, PAVEMENT OR HEADER OR AS NOTED.
7. CONTINUOUS SOIL PREPARATION IS REQUIRED AT ALL PLANTING AREAS.
8. PROVIDE ROOT BARRIER AT ALL TREES WITHIN 5'-0" OF PAVING - TYP. REFER TO SPECIFICATIONS.
9. ALL SHRUBS AND GROUND COVERS ARE SHOWN DIAGRAMMATICALLY.
10. DO NOT PLANT SHRUB OR GROUND COVER OVER NEW TREE ROOT BALLS OR WITHIN DRIP LINE OF EXISTING TREES. EXCEPT AS APPROVED BY PROJECT ARBORIST.

HILLSIDE PLANTING NOTES

- HILLSIDE PLANTING WILL PRIORITIZE A MIX OF CANOPY COVERAGE AND VARIED ROOT DEPTH TO REDUCE EROSION AND PREVENT SLOPE FAILURE DURING HEAVY RAIN EVENTS.
- NO OAKS WILL BE PLANTED ON SLOPES STEEPER THAN 3:1. PRIOR TO PLANTING, CONTRACTOR WILL VERIFY IN FIELD.

LOS ANGELES FIRE DEPARTMENT NOTES

- IRRIGATED AND MANAGED GREENBELTS AROUND THE PERIMETER OF ALL STRUCTURES FOR A DISTANCE OF 100 FEET WILL BE CONSIDERED AS A BUFFER BETWEEN THE BRUSH AND PROPOSED PROJECT.
- ALL LANDSCAPING WILL USE FIRE RESISTANT PLANTS AND MATERIALS.
- THE BRUSH IN THE AREA ADJACENT TO THE PROPOSED DEVELOPMENT WILL BE CLEARED OR THINNED PERIODICALLY BY SCHOOL MAINTENANCE UNDER SUPERVISION TO THE LOS ANGELES CITY FIRE DEPARTMENT IN ORDER TO REDUCE THE RISK OF BRUSH FIRES SPREADING TO ADJACENT BUILDINGS.

WUCOLS REGION 3 NOTE:

WUCOLS, WATER USE CLASSIFICATION OF LANDSCAPE SPECIES, IS A UNIVERSITY OF CALIFORNIA COOPERATIVE EXTENSION PUBLICATION AND IS A GUIDE TO THE WATER NEEDS OF LANDSCAPE PLANTS.

LANDSCAPE PROFESSIONAL:

MJS LANDSCAPE ARCHITECTURE
507 30TH STREET
NEWPORT BEACH, CA 92663

MARK SCHATTINGER, LICENSE #3235
MARK@MJS-LA.COM
949.675.9964

LICENSED LANDSCAPE ARCHITECT
MARK JAMES SCHATTINGER
3235
03/31/27
Renewal Date
07/15/26
Date
STATE OF CALIFORNIA

VILLAGE CHRISTIAN SCHOOL EXPANSION

8930 VILLAGE AVENUE
SUN VALLEY, CA 91352

PLANTING PALETTE AND PLANTING NOTES

MJS LANDSCAPE ARCHITECTURE

L-2

DATE 09.22.2026

LANDSCAPE
C.U.P. SUBMITTAL #3


ARBUTUS X 'MARINA'
MARINA STRAWBERRY TREE


CERCIS OCCIDENTALIS
WESTERN REDBUD


GINKGO B. 'FAIRMONT'
MAIDENHAIR TREE


HETEROMELES ARBUTIFOLIA
TOYON


MELALEUCA QUINQUINERVIA
PAPERBARK


QUERCUS AGRIFOLIA
COAST LIVE OAK


QUERCUS SUBER
CORK OAK

TREES


ALOE 'HERCULES'
HERCULES ALOE


DRACAENA DRACO
DRAGON TREE


FURCRAEA F. 'MEDIOPICTA'
MAURITIUS HEMP


YUCCA R. 'BLUE VELVET'
BLUE VELVET BEAKED YUCCA


FRANGULA CALIFORNICA 'EVE CASE'
CALIFORNIA COFFEEBERRY


LAURUS NOBILIS 'MONRIK'
LITTLE RAGU SWEET BAY

ACCENTS

FOUNDATION PLANTING


CALLISTEMON 'LITTLE JOHN'
DWARF BOTTLEBRUSH


CALLISTEMON 'LITTLE JOHN'
DWARF BOTTLEBRUSH


CARISSA M. 'GREEN CARPET'
SPREADING NATAL PLUM


ARTEMISIA X 'POWIS CASTLE'
ARTEMESIA


BACCHARIS PILULARIS
COYOTE BRUSH


CEANOTHUS G.H. 'YANKEE POINT'
CARAMEL CREEPER


DIANELLA REVOLUTA 'LITTLE REV'
LITTLE REV DIANELLA


DIETES X 'LEMON DROP'
LEMON DROP FORTNIGHT LILY


LIGUSTRUM J. 'TEXANUM'
TEXAS JAPANESE PRIVET


ERIOGONUM F. FOLIOSUM
CALIFORNIA BUCKWHEAT


LEYMUS CONDENSATUS
GIANT WILD RYE


RHUS v
LEMONADE BERRY


LOMANDRA LONGIFOLIA 'BREEZE
MAT RUSH


OLEA EUROPAEA 'MONTRA'
LITTLE OLLIE OLIVE


SALVIA APIANA
WHITE SAGE


SALVIA LEUCOPHYLLA
PURPLE SAGE

SHRUBS

SLOPE PLANTING

VILLAGE CHRISTIAN SCHOOL EXPANSION
8930 VILLAGE AVENUE
SUN VALLEY, CA 91352

PLANT IMAGERY

MJS LANDSCAPE ARCHITECTURE

L-3

DATE 09.22.2026

LANDSCAPE
C.U.P. SUBMITTAL #3

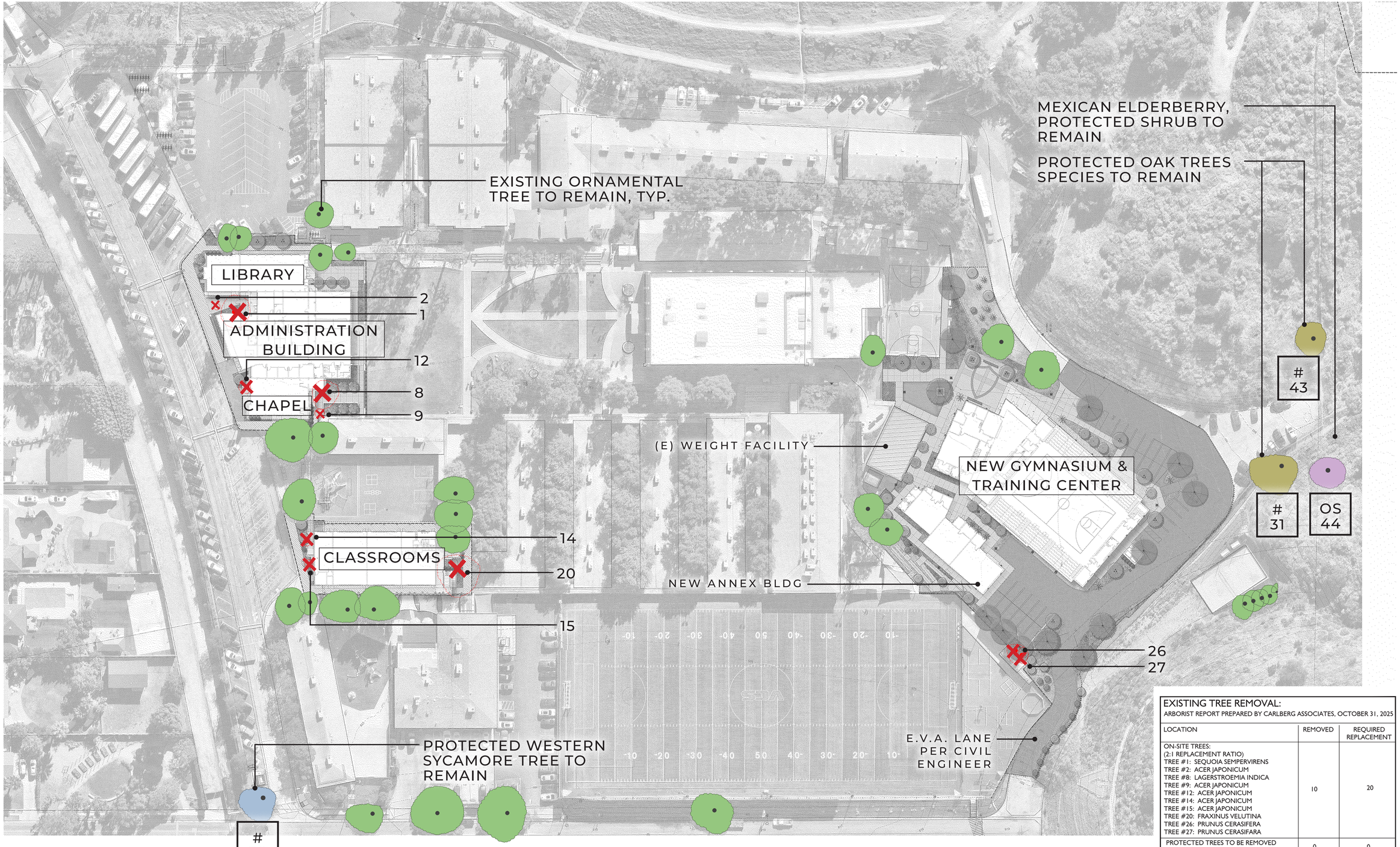

EXISTING TREE REMOVAL:

ARBORIST REPORT PREPARED BY CARLBERG ASSOCIATES, OCTOBER 31, 2025

LOCATION	REMOVED	REQUIRED REPLACEMENT
ON-SITE TREES: (2:1 REPLACEMENT RATIO) TREE #1: SEQUOIA SEMPERVIRENS TREE #2: ACER JAPONICUM TREE #8: LAGERSTROEMIA INDICA TREE #9: ACER JAPONICUM TREE #12: ACER JAPONICUM TREE #14: ACER JAPONICUM TREE #15: ACER JAPONICUM TREE #20: FRAXINUS VELUTINA TREE #26: PRUNUS CERASIFERA TREE #27: PRUNUS CERASIFARA	10	20
PROTECTED TREES TO BE REMOVED (4:1 RATIO)	0	0
OFF-SITE TREES TO BE REMOVED	0	0

TREES REQUIRED:	20
TREES PROVIDED:	54

VILLAGE CHRISTIAN SCHOOL EXPANSION

8930 VILLAGE AVENUE
SUN VALLEY, CA 91352

EXISTING TREE PLAN

0' 20' 40' 80' 160'

MJS LANDSCAPE ARCHITECTURE

L-4

DATE 09.22.2026

LANDSCAPE
C.U.P. SUBMITTAL #3