9001-9019 LONG BEACH BOULEVARD HABITAT FOR HUMANITY PROJECT

Appendix E
Hazardous Materials Studies

- *Phase I Environmental Site Assessment, 9001 and 9015 Long Beach Boulevard South Gate*, Rincon Consultants Inc., March 2017
- *Phase II Environmental Site Assessment, 9001, 9015 and 9019 Long Beach Boulevard, South Gate, California,* Rincon Consultants Inc., June 21, 2019
- *Additional Phase II Environmental Site Assessment 9019 Long Beach Boulevard, South Gate*, *California*, Rincon Consultants Inc., January 28, 2020

Phase I Environmental Site Assessment

9001 and 9015 Long Beach Boulevard
South Gate, California

Prepared for:

the City of South Gate

Prepared by:

Rincon Consultants, Inc.
DRAFT

Environmental Scientists Planners Engineers

Rincon Consultants, Inc.
180 North Ashwood Avenue
Ventura, California 93003

805 644 4455
FAX 644 4240

info@rinconconsultants.com
www.rinconconsultants.com

DRAFT
Project No. 17-03990

Vivian M. Garcia
City of South Gate
8650 California Avenue
South Gate, CA 90280
Via email: vgarcia@sogate.org

Subject: Phase I Environmental Site Assessment
9001 and 9015 Long Beach Boulevard, South Gate, California

Dear Ms. Garcia:

This report presents the findings of a Phase I Environmental Site Assessment (ESA) completed by Rincon Consultants, Inc. for the property located at 9001 and 9015 Long Beach Boulevard in South Gate, California. The Phase I ESA was performed by Rincon Consultants, Inc. (Rincon) for the City of South Gate in general conformance with ASTM E 1527-13, the Agreement for Professional Services dated October 30, 2017, and our proposal dated March 2, 2017.

The accompanying report presents our findings and provides an opinion regarding the presence of recognized environmental conditions. Our work program for this project is intended to meet the guidelines outlined in the American Society for Testing and Materials (ASTM), Standard Practice for Environmental Site Assessments: *Phase I Environmental Site Assessment Process* (ASTM Standard E-1527-13). Our scope of services, pursuant to ASTM practice, did not include any inquiries with respect to asbestos containing building materials, biological agents, cultural and historic resources, ecological resources, endangered species, health and safety, indoor air quality unrelated to releases of hazardous substances or petroleum products into the environment, industrial hygiene, lead-based paint, lead in drinking water, mold, radon, regulatory compliance, wetlands, or high voltage power lines.

Thank you for selecting Rincon for this project. If you have any questions, or if we can be of any future assistance, please contact us.

Sincerely,
RINCON CONSULTANTS, INC.

Sarah A. Larese
Senior Environmental Scientist

Walt Hamann, PG, CEG, CHG
Vice President, Environmental Services

DRAFT

Table of Contents

Phase I Environmental Site Assessment

9001 and 9015 Long Beach Boulevard

South Gate, California

Executive Summary 1
Introduction 3
Purpose 3
Scope of Services 4
Significant Assumptions, Limitations, Deviations, Exceptions, Special Terms, and Conditions 4
User Reliance 5
Site Description 5
Location 5
Subject Property and Vicinity General Characteristics 5
Descriptions of Structures, Roads, Other Improvements on the Site 6
User Provided Information 6
Records Review 6
Physical Setting Sources 6
Topography 6
Geology and Hydrogeology 6
Site Geology 7
Regional Groundwater Occurrence and Quality 7
Standard Environmental Record Sources 7
Subject Property 7
Offsite Properties 8
Orphan Listings 8
Additional Environmental Record Sources 9
Review of Agency Files 9
Subject Property 9
Adjacent Properties 9
Nearby Release Sites 9
Known or Suspect Contaminated Release Sites with Potential Vapor Migration 10
Review of State of California Division of Oil and Gas Records 11
Historical Use Information on the Property and the Adjoining Properties 12
Review of Historical Aerial Photographs 12
Review of Historical Topographic Maps 12
Review of City Directory Listings 12
Review of Fire Insurance Maps 12
Review of City of South Gate Building Permit Records 12
Summary of Historical Uses 12
Subject Property 12
Northern Adjacent Property (8935 Long Beach Boulevard) 14
Northeastern Adjacent Property (8934 Long Beach Boulevard) 14

DRAFT

Eastern Adjacent Property (9000, 9010, and 9014 Long Beach Boulevard) 14
Southwestern Adjacent Property (2824 and 2834 Willow Place) 15
Western Adjacent Property (2850 Willow Place) 15
Gaps in Historical Sources 15
Interviews 15
Interview with Owner/Site Manager 15
Interviews with Occupants 16
Interviews with Local Government Officials 16
Interviews with Others 16
Site Reconnaissance 16
Methodology and Limiting Conditions 16
Current Use of the Property and Adjacent Properties 16
Past Use of the Property and Adjacent Properties 17
Current or Past Uses in the Surrounding Areas 17
Geologic, Hydrogeologic, Hydrologic and Topographic Conditions 17
General Description of Structures 17
Exterior Observations 17
Storage Tanks 17
Drums 17
Hazardous Substances and Petroleum Products 17
Unidentified Substance Containers 17
Odors 17
Pools of Liquid 18
Indications of Polychlorinated Biphenyls (PCBs) 18
Other Conditions of Concern 18
Evaluation 18
Findings 18
Opinions 18
Conclusions and Recommendations 19
Deviations 19
References 19
Signatures of Environmental Professionals 21
Qualifications of Environmental Consultants 22

Figures

Figure 1 – Vicinity Map
Figure 2 – Site Map
Figure 3 – Adjacent Land Use Map
Figures 4 – Site Photographs

Appendices

Appendix A – Interview Documentation
Appendix B – Regulatory Records Documentation
Appendix C – Historical Research Documentation

DRAFT

EXECUTIVE SUMMARY

This report presents the findings of a Phase I Environmental Site Assessment (ESA) for the property located at 9001 and 9015 Long Beach Boulevard in South Gate, California (Figure 1, Vicinity Map). The subject property is currently a paved parking lot on the northern parcel and vacant land on the southern parcel.

Rincon performed a reconnaissance of the subject property on November 28, 2017. The purpose of the reconnaissance was to observe existing subject property conditions and to obtain information indicating the presence of recognized environmental conditions in connection with the subject property. The use, storage or disposal of hazardous materials on the subject property was not observed during the site reconnaissance.

The subject property is located in an area that is primarily comprised of commercial and residential land uses. Properties in the vicinity of the subject property include hotels, restaurants, single-family residences, retail stores, and grocery stores.

Environmental Data Resources, Inc. (EDR) was contracted to provide a database search of public lists of sites that generate, store, treat or dispose of hazardous materials or sites for which a release or incident has occurred. The EDR search was conducted for the subject property and included data from surrounding sites within a specified radius of the property. The subject property was not listed on any of the regulatory databases reviewed. One adjacent site was listed in databases searched by EDR:

- ***Argos Auto Repair located at 9019 Long Beach Boulevard***: This property is located adjacent to the south of the subject property. The RCRA-SQG listing indicates that the site was a small quantity generator of hazardous waste. No violations were noted in the EDR report. A review of historical documents indicates automotive greasing and "gas & oil" facility in 1950 and automotive repair from 1970 through 2000. During the 2017 site visit, the southern adjacent property was observed to be in use as an automotive repair shop.

  No known documented releases associated with this adjacent site were identified. However, based on the proximity to the subject property (adjacent), the reported groundwater flow direction (to the north- northwest, towards the subject property), and duration of the automotive facility (over 50 years), if an undocumented release has occurred, there is the potential for contamination (if any) to be migrating beneath the subject property.

One nearby property was listed as a release site in databases searched by EDR:

ARCO located at 8904 Long Beach Boulevard: This property is located approximately 215 feet northeast of the subject property. The site was listed in the HIST UST, HAZNET EDR Hist Auto, RCRA-SQG, FINDS, ECHO, UST, LUST, HIST CORTESE, LOS ANGELES CO. HMS, and SWEEPS UST databases. Based on the documented groundwater flow direction (away from the subject property) and the distance from the subject property (over 200 feet) the ARCO site is not expected to be affecting the soil or groundwater beneath the subject property.

DRAFT

Historical sources reviewed as part of the Phase I ESA include aerial photographs and topographic maps. The photos and maps reviewed indicate that the subject property was vacant from 1896 through 1925, remained mostly vacant with a small commercial restaurant/bar on the southeastern corner from 1928 through 2006. A paved parking lot (on the northern parcel) has been present from 1952 through present day. City directories list Long Beach Boulevard Driftwood in 1951, Little Abners (bar/club) from 1981 through 2000, and Club Oz in 2006 at 9015 Long Beach Boulevard. The former onsite structure was demolished in 2006/2007.

Based on the findings of this Phase I ESA, it is our opinion that no recognized environmental conditions were identified for the subject property. This assessment has revealed evidence of the following Potential Recognized Environmental Conditions in connection with adjacent properties as follows:

Potential Recognized Environmental Conditions

A. Adjacent automotive repair facility and historical gasoline stations – A review of historical documents indicates the following adjacent automotive repair facilities and gasoline stations:

- 9019 Long Beach Boulevard: This property is located adjacent to the south of the subject property. A review of historical documents indicates automotive greasing and "gas & oil" facility in 1950 and automotive repair from 1970 through the present day.
- 8934 Long Beach Boulevard: This property is located adjacent to the northeast of the subject property, following the intersection of Willow Place and Long Beach Boulevard. A review of historical documents indicates the site was developed with a gasoline service station from 1928 through 1947.
- 9000 Long Beach Boulevard: This property is located adjacent to the east of the subject property, following Long Beach Boulevard. A review of historical documents indicates the site was developed with a gasoline service station from 1950 through 1970.

Although no known documented releases associated with these sites were identified, if an undocumented release has occurred, there is the potential for contamination (if any) to be migrating beneath the subject property. Therefore, the adjacent automotive repair facility and historical gasoline stations are considered Potential Recognized Environmental Conditions.

To evaluate the potential subject property impact associated with the adjacent automotive repair and historical gasoline stations, a soil vapor survey at the subject property is recommended.

DRAFT

INTRODUCTION

This report presents the findings of a Phase I ESA conducted for the property located at 9001 and 9015 Long Beach Boulevard in South Gate, California (Figure 1, Vicinity Map). The Phase I ESA was performed by Rincon Consultants, Inc. (Rincon) for the City of South Gate in general conformance with ASTM E 1527-13, the Agreement for Professional Services dated October 30, 2017, and our proposal dated March 2, 2017. The following sections present our findings and provide our opinion as to the presence of recognized environmental conditions.

PURPOSE

The City of South Gate has requested this assessment and will use the assessment to provide information for the purpose of purchasing or acquiring the subject property. The purpose of this Phase I ESA was to assess the environmental conditions of a property, taking into account commonly and reasonably ascertainable information and to qualify for Landowner Liability Protections under the Brownfields Amendments to the Comprehensive Environmental Response, Compensation, and Liability Act (CERCLA).

A recognized environmental condition (REC) is defined pursuant to ASTM E 1527-13 as,

> *"the presence or likely presence of any hazardous substances or petroleum products in, on, or at a property: 1) due to any release to the environment; 2) under conditions indicative of a release to the environment; 3) under conditions that pose a material threat of a future release to the environment".*

A Controlled REC is defined pursuant to ASTM E 1527-13 as,

> *"a recognized environmental condition resulting from a past release of hazardous substances or petroleum products that has been addressed to the satisfaction of the applicable regulatory authority (for example, as evidenced by the issuance of a no further action letter or equivalent, or meeting risk-based criteria established by regulatory authority), with hazardous substances or petroleum products allowed to remain in place subject to the implementation of required controls (for example, property use restrictions, activity and use limitations, institutional controls, or engineering controls). A condition considered by the environmental professional to be a controlled recognized environmental condition shall be listed in the findings section of the Phase I Environmental Site Assessment report, and as a recognized environmental condition in the conclusions section of the Phase I Environmental Site Assessment report".*

A Historical REC is defined pursuant to ASTM E 1527-13 as,

> *"a past release of any hazardous substances or petroleum products that has occurred in connection with the property and has been addressed to the satisfaction of the applicable regulatory authority or meeting unrestricted use criteria established by regulatory authority, without subjecting the property to any required controls (for example, use restrictions, activity and use limitations, institutional controls, or engineering controls). Before calling the past release a historical recognized environmental condition, the environmental professional must determine whether the past release is a recognized environmental condition at the time the Phase I Environmental Site Assessment is conducted (for example, if there has been a change in the regulatory criteria). If the EP [Environmental Professional] considers the past release to be a recognized environmental condition at the time the Phase I ESA is conducted, the condition shall be included in the conclusions section of the report as a recognized environmental condition".*

DRAFT

A de minimis condition is defined pursuant to ASTM E 1527-13 as,

> "*a condition that generally does not present a threat to human health or the environment and that generally would not be the subject of an enforcement action if brought to the attention of appropriate governmental agencies. Conditions determined to be de minimis conditions are not recognized environmental conditions nor controlled recognized environmental conditions*".

SCOPE OF SERVICES

The scope of services conducted for this study is outlined below:

- Perform a reconnaissance of the site to identify obvious indicators of the existence of hazardous materials.
- Observe adjacent or nearby properties from public thoroughfares in an attempt to see if such properties are likely to use, store, generate, or dispose of hazardous materials.
- Obtain and review an environmental records database search from Environmental Data Resources, Inc. (EDR) to obtain information about the potential for hazardous materials to exist at the subject property or at properties located in the vicinity of the subject property.
- Review files for the subject property and immediately adjacent properties as identified in the EDR report, as applicable.
- Review the current U.S. Geological Survey (USGS) topographic map to obtain information about the subject property's topography and uses of the subject property and properties in the vicinity of the subject property.
- Review additional pertinent record sources (e.g., California Division of Oil and Gas records, online databases of hazardous substance release sites), as necessary, to identify the presence of RECs at the subject property.
- Review reasonably ascertainable historical resources (e.g., aerial photographs, topographic maps, fire insurance maps, city directories) to assess the historical land use of the subject property and adjacent properties.
- Provide a property owner interview questionnaire to the property owner or a designated subject property representative identified to Rincon by the client.
- Provide a user interview questionnaire to a representative of the client, the user of the Phase I ESA.
- Conduct interviews with other property representatives (e.g., key site manager, occupants), as applicable.
- Review client-provided information (e.g., previous environmental reports, title documentation), as applicable.

SIGNIFICANT ASSUMPTIONS, LIMITATIONS, DEVIATIONS, EXCEPTIONS, SPECIAL TERMS, AND CONDITIONS

This work is intended to adhere to good commercial, customary, and generally accepted environmental investigation practices for similar investigations conducted at this time and in this geographic area. No guarantee or warranties, expressed or implied are provided. The findings and opinions conveyed in this report are based on findings derived from a site

DRAFT

reconnaissance, review of an environmental database report, specified regulatory records and historical sources, and comments made by interviewees. This report is not intended as a comprehensive site characterization and should not be construed as such. Standard data sources relied upon during the completion of Phase I ESAs may vary with regard to accuracy and completeness. Although Rincon believes the data sources are reasonably reliable, Rincon cannot and does not guarantee the authenticity or reliability of the data sources it has used. Additionally, pursuant to our contract, the data sources reviewed included only those that are practically reviewable without the need for extraordinary research.

Rincon has not found evidence that hazardous materials or petroleum products exist at the subject property at levels likely to warrant mitigation. Rincon does not under any circumstances warrant or guarantee that not finding evidence of hazardous materials or petroleum products means that hazardous materials or petroleum products do not exist on the subject property. Additional research, including surface or subsurface sampling and analysis, can reduce the client's risks, but no techniques commonly employed can eliminate these risks altogether.

In addition, pursuant to ASTM E 1527-13 practice, our scope of services did not include any inquiries with respect to asbestos containing building materials, biological agents, cultural and historic resources, ecological resources, endangered species, health and safety, indoor air quality unrelated to release of hazardous substances or petroleum products into the environment, industrial hygiene, lead-based paint, lead in drinking water, mold, radon, regulatory compliance, wetlands, or high voltage power lines.

USER RELIANCE

The City of South Gate has requested this assessment and will use the assessment to provide information for the purpose of purchasing or acquiring the subject property. This Phase I ESA was prepared for use solely and exclusively by the City of South Gate. No other use or disclosure is intended or authorized by Rincon. Also, this report is issued with the understanding that it is to be used only in its entirety. It is intended for use only by the client, and no other person or entity may rely upon the report without the express written consent of Rincon.

SITE DESCRIPTION

Location

The subject property is a 0.35-acre property located southwest of the intersection of Willow Place and Long Beach Boulevard in South Gate, California (Figure 2, Site Map). The property is identified as 9001 and 9015 Long Beach Boulevard and Assessor Parcel Numbers 6204-025-900 and 6204-025-901.

Subject Property and Vicinity General Characteristics

The subject property is currently a paved parking lot on the northern parcel and vacant land on the southern parcel.

DRAFT

The subject property is located in an area that is primarily comprised of commercial and residential land uses. Properties in the vicinity of the subject property include hotels, restaurants, single-family residences, retail stores, and grocery stores. The current adjacent land uses are described in Table 1 and depicted on Figure 3, Adjacent Land Use Map.

Table 1 – Current Uses of Adjacent Properties

Area	Use
Northern Properties	Willow Place followed by commercial (hotel)
Eastern Properties	Long Beach Boulevard followed by commercial (hotel)
Southern Properties	Commercial (automotive repair facility)
Western Properties	Residential

Descriptions of Structures, Roads, Other Improvements on the Site

During the site reconnaissance, no structures, roads or other improvements were observed on the subject property.

USER PROVIDED INFORMATION

As described in ASTM E 1527-13 Section 6, we attempted to interview the City of South Gate for actual knowledge pertaining to the subject property to help identify recognized environmental conditions in connection with the subject property. The User Questionnaire as provided by ASTM Appendix X3, was provided to the City of South Gate, prior to completion of the site reconnaissance. However, a completed questionnaire has not been returned as of the date of this report.

RECORDS REVIEW

PHYSICAL SETTING SOURCES

Topography

The current USGS topographic map (South Gate Quadrangle, 2012) indicates that the subject property is situated at an elevation of about 115 feet above mean sea level with topography sloping down to the southwest.

Geology and Hydrogeology

The site lies within the Peninsular Ranges Geologic Province of California. This geomorphic province is traversed by a group of northwest trending sub-parallel fault zones and encompasses an area that extends 125 miles from the Transverse Ranges and the Los Angeles Basin south to the Mexican Border and beyond another 775 miles to the tip of Baja California. Rocks within the Peninsular Range Province were emplaced during Cretaceous age orogenic events and uplifted into the present mountain ranges during the late Tertiary and Quaternary. Igneous, metamorphic and sedimentary rocks are all found within the Peninsular Ranges.

DRAFT

Site Geology

According to the Geologic Map of California, Long Beach Sheet (1962), the site is primarily underlain by Quaternary geologic age alluvium. Specifically, the alluvium consists of young alluvium. Older wash deposits and younger fan deposits can also be found in the surrounding area (CDMG, 1969).

Regional Groundwater Occurrence and Quality

The site is located within the Coastal Plain of Los Angeles groundwater basin.

During the preparation of this Phase I ESA, we reviewed the California State Water Resources Control Board's (SWRCB's) online GeoTracker database to determine groundwater flow direction in the vicinity of the site:

- Groundwater monitoring reports for a nearby ARCO station located at 8904 Long Beach Boulevard Road (about 215 feet northeast of the subject property) indicate that the approximate depth to groundwater is 60 feet below grade, and flows to the north-northwest.

STANDARD ENVIRONMENTAL RECORD SOURCES

Environmental Data Resources, Inc. (EDR) was contracted to provide a database search of public lists of sites that generate, store, treat or dispose of hazardous materials or sites for which a release or incident has occurred. The EDR search was conducted for the subject property and included data from surrounding sites within specified radii of the property. A copy of the EDR report, which specifies the ASTM search distance for each public list, is included as Appendix B. As shown on the attached EDR report, federal, state and county lists were reviewed as part of the research effort. Please refer to Appendix B for a complete listing of sites reported by EDR and a description of the databases reviewed.

The Map Findings Summary, included in the EDR report, provides a summary of the databases searched, the number of reported facilities within the search radii, and whether the facility is located onsite or adjacent to the subject property. The following information is based on our review of the Map Findings Summary and the information contained in the EDR report.

Subject Property

The subject property was not listed on any of the regulatory databases reviewed.

In addition, a review of the National Pipeline Mapping System (NMPS) online Public Map Viewer[1] indicates that no gas transmission pipelines or hazardous liquid pipelines are located on the subject property or adjacent properties.

[1] https://www.npms.phmsa.dot.gov/PublicViewer/

Offsite Properties

Offsite properties listed by EDR fall under two general categories of databases: those reporting unauthorized releases of hazardous substances (e.g., LUST, National Priority List [a.k.a. Superfund sites], and corrective action facilities), and databases of businesses permitted to use hazardous materials or generate hazardous wastes, for which an unauthorized release has not been reported to a regulatory agency.

Rincon reviewed the EDR Radius Map and select detailed listings to evaluate their potential to impact the subject property, based on the following factors:

- Reported distance of the facility from the subject property
- The nature of the database on which the facility is listed, and/or whether the facility was listed on a database reporting unauthorized releases of hazardous materials, petroleum products, or hazardous wastes
- Reported case type (e.g., soil only, failed UST test only)
- Reported substance released (e.g., chlorinated solvents, gasoline, metals)
- Reported regulatory agency status (e.g., case closed, "no further action")
- Location of the facility with respect to the reported groundwater flow direction (discussed in the Geology and Hydrogeology section of this report)

Facilities/properties that were interpreted by Rincon to be of potential environmental concern to the subject property, based on one or more of the factors listed above, are summarized in Table 2. In accordance with ASTM, contamination migration pathways in soil, groundwater, and soil vapor were considered in our analysis of offsite properties of potential environmental concern.

Table 2 – EDR Listing Summary of Select Sites Within One-Eighth Mile of the Subject Site

Site Name	EDR Site ID	Site Address	Distance from Subject Property (miles)	Database Reference
Adjacent Properties				
Argos Auto Repair	1	9019 Long Beach Blvd	Adjacent Property – South	RCRA-SQG
Nearby Release Sites				
ARCO #1109, ARCO Prestige Stations	A2 - A9	8904 Long Beach Blvd	Less than 1/8 mile (215 feet) – Northeast	HIST UST, HAZNET EDR Hist Auto, RCRA-SQG, FINDS, ECHO, UST, LUST, HIST CORTESE, LOS ANGELES CO. HMS, SWEEPS UST

Regulatory agency information reviewed for the listings in the table above are summarized in the Additional Environmental Record Sources section of this report.

Orphan Listings

EDR reported 11 orphan or unmapped site listings, which EDR is unable to plot due to insufficient address information. Based on Rincon's review of the limited address information

or site descriptions for the orphan listings, none of the listings are expected to impact the subject property.

ADDITIONAL ENVIRONMENTAL RECORD SOURCES

Review of Agency Files

As a follow-up to the database search, Rincon reviewed regulatory information for facilities within the specified search radii that were interpreted to have the potential to impact the subject property, based on one or more factors previously discussed (e.g., distance, open case status, upgradient location, soil vapor migration).

The following is a summary of our review of regulatory information obtained from review of online sources (e.g., SWRCB GeoTracker database, DTSC EnviroStor database) and/or files requested from the applicable regulatory agency, as described below.

Subject Property
The subject property was not listed in any of the databases searched by EDR.

Adjacent Properties
One adjacent site was listed in databases searched by EDR:

- ***Argos Auto Repair located at 9019 Long Beach Boulevard***: This property is located adjacent to the south of the subject property. The RCRA-SQG listing indicates that the site was a small quantity generator of hazardous waste. No violations were noted in the EDR report. A review of historical documents indicates automotive greasing and "gas & oil" facility in 1950 and automotive repair from 1970 through 2000. During the 2017 site visit, the southern adjacent property was observed to be in use as an automotive repair shop.

  No known documented releases associated with this adjacent site were identified. However, based on the proximity to the subject property (adjacent), the reported groundwater flow direction (to the north- northwest, towards the subject property), and duration of the automotive facility (over 50 years), if an undocumented release has occurred, there is the potential for contamination (if any) to be migrating beneath the subject property.

Nearby Release Sites
One nearby property was listed as a release site in databases searched by EDR:

- ***ARCO located at 8904 Long Beach Boulevard:*** This property is located approximately 215 feet northeast of the subject property. The site was listed in the HIST UST, HAZNET EDR Hist Auto, RCRA-SQG, FINDS, ECHO, UST, LUST, HIST CORTESE, LOS ANGELES CO. HMS, and SWEEPS UST databases. The following site history is based on the Request for Closure Letter prepared by Stantec dated August 20, 2008:

  "In May 1992, Alton Geoscience (Alton) installed seven soil vapor extraction (SVE) wells and six hand-auger soil borings in the vicinity of the former [underground storage tanks] *USTs and dispenser islands. Soil samples were analyzed for total petroleum hydrocarbons as gasoline (TPHg) and for benzene, toluene, ethylbenzene and total xylenes (collectively BTEX). Additionally, select soil samples were analyzed for total lead. TPHg was detected in three soil samples at a maximum*

concentration of 44 milligrams per kilogram (mg/kg). No groundwater was encountered during drilling activities at the site.

In October 2000, three 12,000-gallon USTs, four dispensers, and associated product piping were removed during facility upgrade activities. The USTs were inspected for structural integrity and were determined to be in good condition. Approximately 580 tons of soil/gravel was [disposed offsite]. *The former UST area was backfilled and compacted with 1,200 tons of clean soil. A new UST area was excavated to a total depth of 17 feet to accommodate the installation of two new double-wall fiberglass USTs (one 12,000-gallon and one 20,000-gallon). Approximately 1,325 tons of soil was excavated from the new UST area and was* [disposed offsite]. *Soil samples from beneath the former USTs, former dispensers, and product piping* [were collected]. *The soil samples were analyzed for TPHg and for BTEX, methyl-tertiary-butyl ether (MTBE), di-isopropyl ether (DIPE), ethyl-tertiary-butyl ether (ETBE), tertiary- amyl-methyl ether (TAME), and tertiary butanol (TBA). Select soil samples were analyzed for total petroleum hydrocarbons as diesel (TPHd). Analytical results from soil samples identified maximum concentrations of 14,000 mg/kg TPHg, 46 mg/kg benzene, 76 mg/kg MTBE, and 800 mg/kg TBA. TPHd, DIPE, ETBE, and TAME were not detected above the laboratory reporting limit in any soil sample analyzed.*

In September 2003, four soil borings were installed in the vicinity of the dispenser islands and former USTs to assess the lateral and vertical extent of hydrocarbon impact identified during facility upgrade activities conducted in 2000. Groundwater was encountered at approximately 62 feet bgs. [Several of the soil borings] *were converted to dual-nested groundwater monitoring and SVE wells. Groundwater wells were installed to depths of approximately 75 to 80 feet bgs. The maximum TPHg, benzene, and TBA concentrations were identified at 4,800 mg/kg, 1.2 mg/kg, and 110 mg/kg, respectively. The maximum MTBE concentration was 31 mg/kg.*

From May 19 through May 21, 2004, a total of four groundwater monitoring wells [were installed at the site]. *A total of 62 soil samples were collected and analyzed. Detectable concentrations of petroleum hydrocarbon constituents were identified in 30 of the 62 samples. TPHg was detected in one sample at 0.83 mg/kg. Benzene was identified in eight samples at concentrations ranging from 0.0028 mg/kg to 0.39 mg/kg. MTBE was identified in 29 samples at concentrations ranging from 0.0052 mg/kg to 13 mg/kg. TBA was identified in 15 samples at concentrations ranging from 0.059 mg/kg to 0.52 mg/kg."*

Quarterly groundwater monitoring and sampling have been conducted at the site from Fourth Quarter 2003 through 2008.

On December 14, 2009, the Los Angeles Regional Water Quality Control Board confirmed the completion of a site investigation and corrective action for the USTs formerly located at the site.

Based on the documented groundwater flow direction (away from the subject property) and the distance from the subject property (over 200 feet) the ARCO site is not expected to be affecting the soil or groundwater beneath the subject property.

KNOWN OR SUSPECT CONTAMINATED RELEASE SITES WITH POTENTIAL VAPOR MIGRATION

The EDR report was reviewed to identify nearby known or suspect contaminated sites that have the potential for contaminated vapor originating from the nearby site to be migrating beneath the subject property. Based on the ASTM E 2600-15, *Standard Guide for Vapor Encroachment*

Screening on Property Involved in Real Estate Transactions, the following minimum search distances were initially used to determine if contaminated soil vapors from a nearby known or suspect contaminated site have the potential to be migrating beneath the subject property:

- 1/10 mile (528 feet) for petroleum hydrocarbons
- 1/3 mile (1,760 feet) for other contaminants of concern (COCs)

If upgradient known or suspect contaminated sites are located within the above referenced distances from the subject property, online resources are reviewed to determine the extent of the contaminated plume at those sites. The following describes search distances for contaminated plumes of petroleum hydrocarbons and other COCs.

Petroleum Hydrocarbons
Based on our review of the EDR report, the following site has the potential to have petroleum hydrocarbon-impacted soil or groundwater plumes located within 30 feet of the subject property:

- ***Argos Auto Repair located at 9019 Long Beach Boulevard***: This property is located adjacent to the south of the subject property. The RCRA-SQG listing indicates that the site was a small quantity generator of hazardous waste. No violations are noted. A review of historical documents indicates automotive greasing and "gas & oil" facility in 1950 and automotive repair from 1970 through 2000.

No known documented releases associated with this adjacent site were identified. However, based on the proximity to the subject property (adjacent), the reported groundwater flow direction (to the north-northwest towards the subject property), and duration of the automotive facility (over 50 years), if an undocumented release has occurred, there is the potential for contamination (if any) to be migrating beneath the subject property.

Other COCs

Based on our review of the EDR report, there are no adjacent or upgradient known or suspect contaminated soil or groundwater plumes located within 100 feet of the subject property.

REVIEW OF STATE OF CALIFORNIA DIVISION OF OIL AND GAS RECORDS

A review of the Department of Conservation, Division of Oil, Gas & Geothermal Resources Online Mapping System indicates that no oil wells are located on the subject property or adjacent properties, or within ¼ mile of the subject property.

DRAFT

HISTORICAL USE INFORMATION ON THE PROPERTY AND THE ADJOINING PROPERTIES

The historical records review completed for this Phase I ESA includes aerial photographs, topographic maps, fire insurance maps, and city directories as detailed in the following sections. Copies of the historical resources reviewed are included in Appendix C. Table 3 provides a summary of the historical use information available for the subject property.

Review of Historical Aerial Photographs

Aerial photographs from EDR's aerial photograph collection were obtained and reviewed.

Review of Historical Topographic Maps

Historical topographic maps from EDR's map collection were obtained and reviewed.

Review of City Directory Listings

EDR was contracted to provide copies of city directory listings for the subject property.

Review of Fire Insurance Maps

EDR was contracted to provide copies of fire insurance maps (i.e. Sanborns) for the subject property.

Review of City of South Gate Building Permit Records

On November 1, 2017, we contacted the City of South Gate to obtain copies of historic building permits for the subject property. On November 21, 2017, Raquel Larios from the City of South Gate indicated building permits are available for an additional cost. Based on the information provided by other sources, review of building permit records was not deemed necessary.

Summary of Historical Uses

Subject Property

Based on our review of the documents listed above and summarized in Table 3 below, it appears that the subject property was vacant from 1896 through 1925, remained mostly vacant with a small commercial restaurant/bar on the southeastern corner from 1928 through 2006. A paved parking lot (on the northern parcel) has been present from 1952 through present day. City directories list Long Beach Boulevard Driftwood in 1951, Little Abners (bar/club) from 1981 through 2000, and Club Oz in 2006 at 9015 Long Beach Boulevard. The former onsite structure was demolished in 2006/2007.

DRAFT

Table 3 – Historical Use of the Subject Property

Year	Use	Source
Subject Property		
1896	Subject property is vacant.	Topographic Map (TM) – Downey Quadrangle
1899	Similar to 1896 TM.	TM – Downey Quadrangle
1902	Similar to 1899 TM.	TM – Downey Quadrangle
1923	Subject property is vacant.	Aerial Photograph (AP)
1923	Similar to 1902 TM.	TM – Watts Quadrangle
1924,1925	Similar to 1923 TM.	TM – Watts Quadrangle
1928	Subject property is mostly vacant with small building on the southeastern corner.	AP
1928	Subject property is mostly vacant with small restaurant on the southeastern corner.	Sanborn Map (SM)
1936,1937	Subject property is developed.	TM – Watts Quadrangle
1938	Similar to 1928 AP.	AP
1942	Similar to 1936,1937 TM.	TM – Downey Quadrangle
1943	Similar to 1942 TM.	TM – Downey Quadrangle
1947	Similar to 1943 TM.	TM – Downey Quadrangle
1947	Similar to 1938 AP.	AP
1949	Similar to 1947 TM.	TM – South Gate Quadrangle
1950	The northern parcel is vacant land. The southern parcel is depicted with a larger (possibly remodeled) restaurant building and associated detached automotive (single-car) garage.	SM
1951	9015 Long Beach Blvd: Long Beach Boulevard Driftwood	CD
1952	Similar to 1949 TM.	TM – South Gate Quadrangle
1952	Similar to 1947 AP with the addition of paved parking on the northern portion.	AP
1963	Similar to 1952 AP.	AP
1964	Similar to 1952 TM.	TM – South Gate Quadrangle
1970	Similar to 1950 SM, however, the restaurant is depicted as a commercial store and the northern parcel is depicted as parking.	SM
1972	Similar to 1964 TM.	TM – South Gate Quadrangle
1977	Similar to 1963 AP.	AP
1979	Similar to 1977 AP.	AP
1981	Similar to 1972 TM.	TM – South Gate Quadrangle
1981	9015 Long Beach Blvd: Little Abners (bar/club)	CD
1981	Similar to 1979 AP.	AP
1986	9015 Long Beach Blvd: Little Abners	CD
1989	Similar to 1981 AP.	AP

DRAFT

Year	Use	Source
1990	9015 Long Beach Blvd: Little Abners	CD
1994	Similar to 1989 AP.	AP
1995	9015 Long Beach Blvd: Little Abners	CD
2000	9015 Long Beach Blvd: Little Abners	CD
2002	Similar to 1994 AP.	AP
2005	Similar to 2002 AP.	AP
2006	9015 Long Beach Blvd: Club Oz	CD
2009	Subject property is a paved parking lot (northern parcel) and vacant land (southern parcel).	AP
2010	Similar to 2009 AP.	AP
2012	Similar to 1981 TM.	TM – South Gate Quadrangle
2012	Similar to 2010 AP.	AP

Northern Adjacent Property (8935 Long Beach Boulevard)
Based on our review of the documents listed above, it appears that the northern adjacent property, following Willow Place, was vacant from 1896 through 1928, and developed with a motel from 1938 through present day. City directories list Long Beach Motel in 1951 and Sand's Motel from 1962 through 2006.

Northeastern Adjacent Property (8934 Long Beach Boulevard)
Based on our review of the documents listed above, it appears that the northeastern adjacent property, following the intersection of Willow Place and Long Beach Boulevard, was vacant from 1896 through 1923, developed with a gasoline service station from 1928 through 1947, and has been in use as a restaurant from 1950 through present day.

Eastern Adjacent Property (9000, 9010, and 9014 Long Beach Boulevard)
Based on our review of the documents listed above, it appears that the northern portion of the eastern adjacent property, following Long Beach Boulevard, was vacant from 1896 through 1938, developed with a gasoline service station from 1950 through 1970, vacant from 1977 through 1981 and developed with the existing motel from 1989 through present day. City directories list Texaco Service from 1951 through 1962 at 9000 Long Beach Boulevard.

Based on our review of the documents listed above, it appears that the southern portion of the eastern adjacent property, following Long Beach Boulevard, was vacant from 1896 through 1938, developed with a motel from 1950 through 1981 and developed with the existing motel from 1989 through present day.

City directories list Rest EZ motel from 1951 through 2006 and Oak Tree motel from 1990 through 2014 at 9010 Long Beach Boulevard.

DRAFT

Southwestern Adjacent Property (2824 and 2834 Willow Place)
Based on our review of the documents listed above, it appears that the southwestern adjacent property was vacant from 1896 through 1928, and has been in residential use from 1938 through present day.

Southern Adjacent Property (9019 Long Beach Boulevard)
Based on our review of the documents listed above, it appears that the southern adjacent property was vacant from 1896 through 1928, developed with a small structure in 1938, developed with several commercial structures from 1947 through 2002, and redeveloped into its current configuration with one commercial structure and adjacent paved parking from 2005 through present day. Sanborn maps and city directories indicate automotive greasing and "gas & oil" facility in 1950 and automotive repair from 1970 through 2000.

Western Adjacent Property (2850 Willow Place)
Based on our review of the documents listed above, it appears that the western adjacent properties have been in residential use from 1928 through present day.

Gaps in Historical Sources

Several gaps of greater than 5 years were identified in the historical records reviewed, from 1902 to 1923, 1928 to 1936, 1952 to 1963, and 1964 to 1970. These gaps are considered insignificant because the subject property use appears to be similar prior to and following the gaps.

INTERVIEWS

Rincon Consultants performed interviews regarding the subject property and surrounding areas. The purpose of the interviews was to discuss current and historical subject property conditions and to obtain information indicating the presence of recognized environmental conditions in connection with the property.

INTERVIEW WITH OWNER/SITE MANAGER

An interview questionnaire was provided to the property owner prior to the site reconnaissance. A copy of the completed questionnaire is included in Appendix A. Abel Torres, Housing and Grants Analyst for City of South Gate, completed the owner questionnaire. The following information is based on information obtained during our review of the completed questionnaire.

Mr. Torres indicated the following:

- The Housing Authority of the City of South Gate obtained ownership of the subject property on March 23, 2011.
- The former owner of the subject property was City of South Gate Community Development Commission.

Mr. Torres indicated he is unaware of the presence of industrial drums, storage tanks (above or below ground), fill dirt, pits, ponds, lagoons, sumps, clarifiers, solvent degreasers, stained soil, hazardous materials or hazardous wastes on the site.

Mr. Torres indicated he is unaware of any pending, threatened, or past litigation or administrative proceedings relevant to hazardous substances or petroleum products in, on, or from the property. In addition, he is not aware of any notice from any government entity regarding any possible violation of environmental laws or possible liability relating to hazardous substances or petroleum products.

INTERVIEWS WITH OCCUPANTS

Because the subject property is currently a paved parking lot and vacant land, no occupants were interviewed as part of this research effort.

INTERVIEWS WITH LOCAL GOVERNMENT OFFICIALS

On November 1, 2017, we contacted the City of South Gate to obtain copies of historic building permits for the subject property.

INTERVIEWS WITH OTHERS

Rincon did not attempt to interview neighboring property owners or others as part of this Phase I ESA.

SITE RECONNAISSANCE

Rincon Consultants performed a reconnaissance of the subject property on November 28, 2017. The purpose of the reconnaissance was to observe existing subject property conditions and to obtain information indicating the presence of recognized environmental conditions in connection with the property.

METHODOLOGY AND LIMITING CONDITIONS

The site reconnaissance was conducted by:

1. Observing the subject property from public thoroughfares,
2. Observing the adjacent properties from public thoroughfares, and
3. Observing the subject property from driveways.

CURRENT USE OF THE PROPERTY AND ADJACENT PROPERTIES

The subject property is currently a paved parking lot (northern parcel) and vacant land (southern parcel). Adjacent properties include hotels, restaurants, single-family residences, an automotive repair shop, retail stores, and grocery stores.

DRAFT

PAST USE OF THE PROPERTY AND ADJACENT PROPERTIES

Based on our site reconnaissance, past uses at the subject property and adjacent properties are not readily apparent.

CURRENT OR PAST USES IN THE SURROUNDING AREAS

The subject property is surrounded by commercial and residential land uses as detailed in the Site Description section of this report. Past uses of the surrounding area are not readily apparent based on the site reconnaissance.

GEOLOGIC, HYDROGEOLOGIC, HYDROLOGIC AND TOPOGRAPHIC CONDITIONS

Geologic, hydrogeologic, hydrologic, and topographic information are as previously stated in the Physical Settings Section of this report.

GENERAL DESCRIPTION OF STRUCTURES

The subject property is a parking lot and vacant land; there are no onsite structures.

EXTERIOR OBSERVATIONS

Storage Tanks

During the site reconnaissance, no above- or below-ground storage tanks or evidence of underground storage tanks were observed on the subject property.

Drums

During the site reconnaissance, no drums were observed on the subject property.

Hazardous Substances and Petroleum Products

No hazardous substances or petroleum products were identified at the subject property.

Unidentified Substance Containers

No unidentified substance containers or unidentified containers that might contain hazardous substances were observed during the site reconnaissance.

Odors

During the site reconnaissance, Rincon did not identify any strong, pungent, or noxious odors.

DRAFT

Pools of Liquid

During the site reconnaissance, Rincon did not identify any pools of liquid including standing surface water. In addition, no sumps containing liquids likely to be hazardous substances or petroleum products were observed.

Indications of Polychlorinated Biphenyls (PCBs)

During the site reconnaissance, Rincon did not observe transformers or other indications of PCBs at the subject property or adjacent to the subject property.

Other Conditions of Concern

During the site reconnaissance Rincon did not note any of the following:

- stains or corrosion
- pits, ponds, and lagoons
- stained soil or stained pavement
- stressed vegetation
- solid waste/debris
- waste water
- wells

EVALUATION

FINDINGS

Known or suspect environmental conditions associated with the subject property include the following:

- Adjacent automotive repair facility and historical gasoline stations

OPINIONS

A. ***Adjacent automotive repair facility and historical gasoline stations*** – A review of historical documents indicates the following adjacent automotive repair facilities and gasoline stations:

- 9019 Long Beach Boulevard: This property is located adjacent to the south of the subject property. A review of historical documents indicates automotive greasing and "gas & oil" facility in 1950 and automotive repair from 1970 through the present day.
- 8934 Long Beach Boulevard: This property is located adjacent to the northeast of the subject property, following the intersection of Willow Place and Long Beach Boulevard. A review of historical documents indicates the site was developed with a gasoline service station from 1928 through 1947.
- 9000 Long Beach Boulevard: This property is located adjacent to the east of the subject property, following Long Beach Boulevard. A review of historical documents indicates the site was developed with a gasoline service station from 1950 through 1970.

DRAFT

Although no known documented releases associated with these sites were identified, if an undocumented release has occurred, there is the potential for contamination (if any) to be migrating beneath the subject property. Therefore, the adjacent automotive repair facility and historical gasoline stations are considered Potential Recognized Environmental Conditions.

CONCLUSIONS AND RECOMMENDATIONS

Rincon has performed a Phase I ESA in general conformance with the scope and limitations of ASTM E 1527-13 for the property located at 9001 and 9015 Long Beach Boulevard in South Gate, California. This assessment has revealed evidence of the following Potential Recognized Environmental Conditions in connection with adjacent properties as follows:

Potential Recognized Environmental Conditions

1. Adjacent automotive repair and historical gasoline stations

To evaluate the potential subject property impact associated with the adjacent automotive repair and historical gasoline stations, a soil vapor survey at the subject property is recommended.

DEVIATIONS

The following deviations from ASTM E 1527-13 Practice were encountered during the completion of this Phase I ESA:

- A completed "User Interview" Questionnaire has not been returned as of the date of this report.

REFERENCES

The following published reference materials were used in preparation of this Phase I ESA:

Aerial Photographs: Photos provided by Environmental Data Resources (EDR).

City Directory Listings: Listings provided by EDR.

Environmental Database: EDR report dated November 14, 2017.

Fire Insurance Maps: Maps provided by EDR.

Geology: California Division of Mines and Geology, Geologic Map of California, Long Beach Sheet, 1962.

Groundwater: Regional Water Quality Control Board (RWQCB) online database (GeoTracker).

Historical Topographic Maps: Maps provided by EDR.

Oil and Gas Records: State of California, Division of Oil, Gas and Geothermal Resources website: http://www.consrv.ca.gov/DOG/index.htm.

DRAFT

Pipelines: National Pipeline Mapping System (NMPS) Public Map Viewer, https://www.npms.phmsa.dot.gov/PublicViewer/.

Topography: USGS topographic map (South Gate Quadrangle, 2012).

DRAFT

SIGNATURES OF ENVIRONMENTAL PROFESSIONALS

The qualified environmental professionals that are responsible for preparing the report include Sarah A. Larese and Walt Hamann. Their qualifications are summarized in the following section.

"We declare that, to the best of our professional knowledge and belief, we meet the definition of Environmental Professional as defined in 312.10 of 40 CFR 312. We have the specific qualifications based on education, training and experience to assess a property of the nature, history, and setting of the subject property. We have developed and performed appropriate inquiries in conformance with the standards and practices set forth in 40 CFR Part 312."

Signature	Date
Walt Hamann, PG, CEG, CHG	Vice President
Name	Title
Signature	Date
Sarah A. Larese	Senior Environmental Scientist
Name	Title

DRAFT

QUALIFICATIONS OF ENVIRONMENTAL CONSULTANTS

The environmental consultants responsible for conducting this Phase I ESA and preparing the report include Sarah A. Larese and Walt Hamann. Their qualifications are summarized below.

Environmental Professional Qualifications	X2.1.1 (2) (i) - Professional Engineer or Professional Geologist License or Registration, and 3 years of full-time relevant experience	X2.1.1 (2) (ii) - Licensed or certified by the Federal Government, State, Tribe, or U.S. Territory to perform environmental inquiries	X2.1.1 (2) (iii) – Baccalaureate or Higher Degree from and accredited institution of higher education in a discipline of engineering or science and the equivalent of 5 years of full-time relevant experience	X2.1.1 (2) (iii) – Equivalent of 10 years of full-time relevant experience
Walt Hamann	PG, CHG, CEG		MS Geology	30 years
Sarah A. Larese			BA Environmental Studies	16 years
Ariel Diaz			MS Soil Science	3 years

Walt Hamann, PG, CEG, CHG, is a Principal and Senior Geologist with Rincon Consultants. He holds a Bachelor of Arts degree in geology from the University of California, Santa Barbara and a Master of Science degree in geology from the University of California, Los Angeles. He has over 30 years of experience conducting assessment and remediation projects and has prepared or overseen the preparation of hundreds of Phase I and Phase II Environmental Site Assessments throughout California. Mr. Hamann is a Professional Geologist (#4742), Certified Engineering Geologist (#1635), and Certified Hydrogeologist (#208) with the State of California.

Sarah A. Larese is a Senior Environmental Scientist with Rincon Consultants. She holds a Bachelor of Science degree in environmental studies from the University of California, Santa Barbara, California. Ms. Larese has experience in development, implementation and project management of environmental assessment and remediation projects, especially relating to underground storage tanks. Ms. Larese's responsibilities at Rincon include implementation of Phase I and II Environmental Site Assessments as well as conducting site remediation field activities and preparation of environmental reports. She has 16 years of experience conducting research, assessment and remediation projects.

Ariel Diaz is an Associate Environmental Scientist with Rincon Consultants. She holds a Bachelor of Science degree in Environmental Management and Protection with a minor in Geographic Information Systems and a Master of Science degree in Agriculture with a specialization in Soil Science from California Polytechnic State University, San Luis Obispo. Ms. **Diaz**'s responsibility at Rincon includes the preparation of Phase I Environmental Site Assessment reports for a variety of commercial, rural, and industrial properties. She also has experience conducting Phase II projects including soil and water monitoring and sampling.

DRAFT

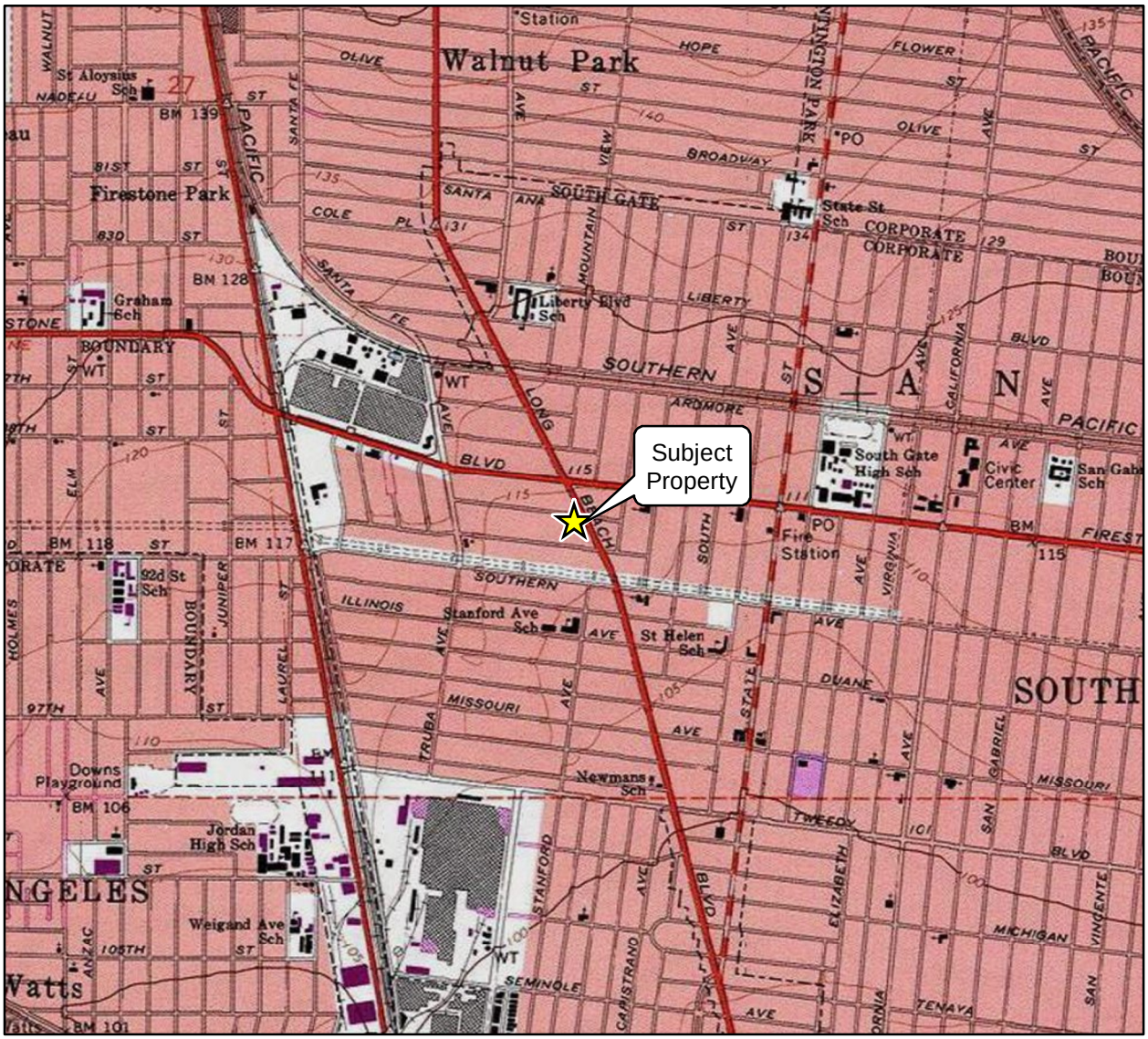

Imagery provided by National Geographic Society, ESRI and its licensors © 2017. The topographic representation depicted in this map may not portray all of the features currently found in the vicinity today and/or features depicted in this map may have changed since the original topographic map was assembled.

0 1,000 2,000
Scale in Feet

N

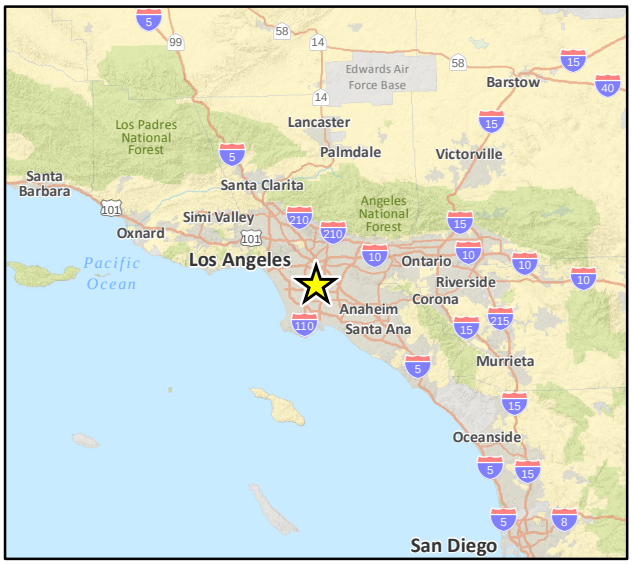

Vicinity Map

Figure 1

Imagery provided by Google and its licensors © 2017.

Site Map

Figure 2

Rincon Consultants, Inc.

Imagery provided by Google and its licensors © 2017.

Adjacent Land Use Map

Figure 3

Photograph 1. View of the subject property, facing south.

Photograph 2. View of the subject property, facing west.

Photograph 3. View of Willow Place followed by the northern adjacent motel (8935 Long Beach Boulevard), facing north.

Photograph 4. View of Long Beach Boulevard followed by the eastern adjacent motel (9010 Long Beach Boulevard), facing north.

Photograph 5. View of the southern adjacent automotive repair shop (9019 Long Beach Boulevard), facing north.

Photograph 6. View of the western adjacent residences, facing west.

Figure 4

Phase II Environmental Site Assessment

9001, 9015 and 9019 Long Beach Boulevard, South Gate, California

prepared for
City of South Gate
8650 California Avenue
South Gate, CA 90280

prepared by
Rincon Consultants, Inc.

June 21, 2019

RINCON CONSULTANTS, INC.
Environmental Scientists | Planners | Engineers
rinconconsultants.com

Rincon Consultants, Inc.

250 East 1st Street, Suite 1400
Los Angeles, California 90012

213 788 4842
FAX 908 2200

info@rinconconsultants.com
www.rinconconsultants.com

June 21, 2019
Project 18-05744

Alex Ostrowski
RSG
17872 Gillette Avenue, Suite 350
Irvine, California 92614
Via email: aostrowski@webrsg.com

Subject: **Phase II Environmental Site Assessment Report**
9001, 9015 & 9019 Long Beach Boulevard
South Gate, California 90280

Dear Ms. Ostrowski:

This report presents the findings of a Phase II Environmental Site Assessment (ESA) completed by Rincon Consultants, Inc. for the subject properties referenced above. The Phase II ESA was performed for the City of South Gate by Rincon Consultants, Inc. The work was conducted based on our Draft Phase I ESA, and our Phase II ESA proposal dated March 23, 2019. This Phase II ESA includes the results of soil matrix and soil vapor sampling conducted at the project site.

Thank you for selecting Rincon for this project. If you have any questions, or if we can be of any future assistance, please contact us.

Sincerely,
RINCON CONSULTANTS, INC.

Devin DiNapoli
Environmental Scientist

A. Edward Morelan, PG, CEG
Principal

Table of Contents

Executive Summary 1

Introduction 3
Scope of Work 3

Sampling Methodology 4
Soil Matrix Sampling 4
Soil Vapor Sampling 4

Laboratory Analysis 5

Soil Matrix Sampling Results 5
9019 Long Beach Boulevard 5

Soil Vapor Sampling Results 6
9001 and 9015 Long Beach Boulevard 6
9019 Long Beach Boulevard 6

Conclusions & Recommendations 6

Limitations 7

References 7

Figures

Figure 1 Vicinity Map
Figure 2 Sample Location Map
Figure 3 0.5-1 feet bgs Lead Concentrations Map

Tables

Table 1 Soil Matrix Analytical Summary – Metals
Table 2 Soil Matrix Analytical Summary – TPH
Table 3 Soil Vapor Analytical Summary – VOCs

Appendices

Appendix A Soil Boring Logs
Appendix B Soil Matrix Laboratory Report
Appendix C Soil Vapor Laboratory Report

Executive Summary

This report presents the results of a Phase II Environmental Site Assessment (ESA) for the subject property located at 9001, 9015, and 9019 Long Beach Boulevard, South Gate, California (Figure 1, Vicinity Map). The 9001 and 9015 Long Beach Boulevard sites are currently vacant lots that are to be developed with multi-family housing. The 9019 Long Beach Boulevard site is being considered for purchase by the City and was also investigated during this Phase II ESA. The Phase II ESA was performed by Rincon Consultants, Inc. (Rincon) for the City of South Gate. The work was conducted based on the findings of a Phase 1 ESA conducted at 9001 and 9015 Long Beach Boulevard, South Gate, California. The Phase I ESA report identified the following Potential Recognized Environmental Conditions in connection with adjacent properties as follows:

Potential Recognized Environmental Conditions

Adjacent automotive repair facility and historical gasoline stations – A review of historical documents identified the following adjacent automotive repair facilities and gasoline stations:

a. 9019 Long Beach Boulevard: This property was identified as located adjacent to the south of the subject property in the Phase I ESA, and was included in the sampling effort for this Phase II ESA. A review of historical documents indicates an automotive greasing and "gas & oil" facility in 1950, and an automotive repair from 1970 through the present day.
b. 8934 Long Beach Boulevard: This property is located adjacent to the northeast of the subject property, following the intersection of Willow Place and Long Beach Boulevard. A review of historical documents indicates the site was developed with a gasoline service station from 1928 through 1947.
c. 9000 Long Beach Boulevard: This property is located adjacent to the east of the subject property, following Long Beach Boulevard. A review of historical documents indicates the site was developed with a gasoline service station from 1950 through 1970.

Although no known documented releases associated with these sites were identified, if an undocumented release had occurred, there is the potential for contamination (if any) to be migrating beneath the subject property. Therefore, the adjacent automotive repair facility and historical gasoline stations are considered Potential Recognized Environmental Conditions.

9001 and 9015 Long Beach Boulevard

On February 20, 2019, Rincon mobilized to the project site to advance a total of five borings, SV1-SV5, to five feet below ground surface (bgs) on the parcels at 9001 and 9015 Long Beach Boulevard. Temporary soil vapor probes were installed in all five borings to a depth of five feet bgs. Soil vapor samples were collected and analyzed for volatile organic compounds (VOCs) by EPA method 8260. No VOCs were detected in any of the soil vapor samples collected; no additional assessment was recommended for the parcels at 9001 and 9015 Long Beach Boulevard.

9019 Long Beach Boulevard

On February 20, 2019, Rincon mobilized to the project site to advance a total of five borings, RB6-RB10, to a depth of five feet bgs. Soil matrix samples were collected at 0.5 and 5 feet bgs and

analyzed for total petroleum hydrocarbons (TPH) by EPA Method 8015, and CAM 17 Metals by EPA Method 6010B/7471A/7470A. Following the soil matrix sampling, temporary soil vapor probes SV6-SV10 were installed to a depth of five feet bgs. Soil vapor samples were analyzed for VOCs.

Based on the metals results of the soil-matrix sampling effort, Rincon completed eight additional soil borings at the site to the north and south of RB7 and RB9 on April 18, 2019. The borings were advanced to five feet bgs, and samples were collected at 1, 3 and 5 feet bgs. The samples from 1 and 3 feet bgs from select borings were analyzed for metals and TPH; the 5-foot samples were held pending the shallow analyses.

With the exception of arsenic, lead, and thallium none of the metals detected in the soil matrix samples analyzed exceeded their respective screening levels. Arsenic was detected at concentrations exceeding screening levels; however, the detected concentrations were within naturally occurring background concentrations in California soils.

Lead was detected in all the samples analyzed from the parcel at 9019 Long Beach Boulevard, at concentrations ranging from 1.34 milligrams per kilogram (mg/kg) to 1,600 mg/kg. Concentrations of lead detected in samples RB7-0.5, RB8-0.5, and RB9-0.5 were above the trigger level for performing soluble threshold limit concentration (STLC) tests. Two of the three STLC tests (RB7-0.5 and RB9-0.5) were above 5 milligrams per liter (mg/L), classifying the soil in those locations as California, non-RCRA hazardous waste. One sample, RB7-S2-1, had a detected lead concentration of 1,600 mg/kg, which classifies it as a California non-RCRA hazardous waste. The sample had a toxicity characteristic leaching procedure (TCLP) for lead of 0.801 mg/L; therefore, the sample is not considered RCRA hazardous waste.

Thallium was detected above the residential ESL in 8 of the 18 soil matrix samples analyzed.

TPH as gasoline (TPHg) was not detected in any of the soil matrix samples analyzed from the parcel at 9019 Long Beach Boulevard. TPH as diesel (TPHd) was detected in two samples at 3.03 mg/kg and 6 mg/kg, below screening levels. TPH as oil (TPHo) was detected in 8 samples analyzed, from 5.53 mg/kg to 10,000 mg/kg. One concentration of TPHo (RB9-0.5) was detected at a concentration equaling the Los Angeles Regional Water Quality Control Board (LARWQCB) soil screening level (SSL) for soil between 20 and 150 feet above groundwater.

No VOCs were detected in any of the soil vapor samples analyzed. Therefore, no further action is recommended for soil vapor at the subject property.

While lead detected in the soil matrix samples appears to be elevated in the shallow samples, the elevated lead has not been delineated laterally. Therefore, we recommend additional step-out borings on the parcel at 9019 Long Beach Boulevard to delineate the horizontal impact of elevated lead in shallow soils. Soils at three of these locations would be classified as non-RCRA hazardous waste for the purposes of disposal.

TPHo was elevated in one sample, RB9-0.5. However, this area of elevated TPHo appears to have been delineated. If the site is to be redeveloped, we recommend excavating the soil in the vicinity of this boring and disposing of it offsite.

Detections of thallium in 8 of the 18 samples analyzed were present at levels exceeding the Residential ESL on the parcel at 9019 Long Beach Boulevard; because such elevated levels can often be an artifact of the EPA Method 6010 analytical methodology, we recommend that future metals testing be performed to report thallium levels using EPA Method 6020.

Introduction

This report presents the results of a Phase II Environmental Site Assessment (ESA) for the subject property located at 9001, 9015 and 9019 Long Beach Boulevard, South Gate, California (Figure 1, Vicinity Map). The Phase II ESA was performed by Rincon Consultants, Inc. (Rincon) for Joe Perez, City of South Gate.

The work was conducted based on the findings of a Draft Phase 1 Environmental Site Assessment for the property prepared by Rincon, which identified one potential recognized environmental condition (REC) in connection with the project site:

Potential Recognized Environmental Condition

Adjacent automotive repair facility and historical gasoline stations – A review of historical documents identified the following adjacent automotive repair facilities and gasoline stations:

a. 9019 Long Beach Boulevard: This property was identified as located adjacent to the south of the subject property in the Phase I ESA, and was included in the sampling effort for this Phase II ESA. A review of historical documents indicates an automotive greasing and "gas & oil" facility in 1950, and an automotive repair from 1970 through the present day.
b. 8934 Long Beach Boulevard: This property is located adjacent to the northeast of the subject property, following the intersection of Willow Place and Long Beach Boulevard. A review of historical documents indicates the site was developed with a gasoline service station from 1928 through 1947.
c. 9000 Long Beach Boulevard: This property is located adjacent to the east of the subject property, following Long Beach Boulevard. A review of historical documents indicates the site was developed with a gasoline service station from 1950 through 1970.

Although no known documented releases associated with these sites were identified, if an undocumented release had occurred, there is the potential for contamination (if any) to be migrating beneath the subject property. Therefore, the adjacent automotive repair facility and historical gasoline stations are considered Potential Recognized Environmental Conditions. The purpose of the Phase II ESA is to determine if the potential REC noted above has impacted the subject property.

Scope of Work

The following tasks were performed as part of this Phase II ESA:

- **Health and Safety Plan**. A Health and Safety Plan was developed for the Phase II ESA sampling personnel. Rincon's Health and Safety Plan outlines the measures to be followed to minimize exposure to onsite workers and the public. This document was prepared prior to the commencement of field work. This document is required by Federal law.

- **Utility Notification.** Prior to the commencement of drilling activities, the project site was pre-marked and Underground Service Alert (USA) utility marking service was contacted to

mark areas where underground public utilities might be located in the drilling area. California law requires this notification.

- **Soil and Soil Vapor Sampling.** Soil matrix sampling and soil vapor sampling were conducted at the project site as described in this report.
- **Reporting.** Preparation of this report documenting our findings.

Sampling Methodology

Soil Matrix Sampling

On February 20, 2019, Rincon mobilized to the project site to advance a total of 10 borings to a depth of 5 feet bgs using a Geoprobe rig. The borings were completed by Choice Drilling. In the five borings (RB6-RB10) advanced at 9019 Long Beach Boulevard, soil matrix samples were collected at 0.5 and 5 feet bgs and analyzed for total petroleum hydrocarbons (TPH) by EPA Method 8015, and CAM 17 Metals by EPA Method 6010B/7471A/7470A.

The sampling rig hydraulically drives a rod into the ground. When the target soil sampling depth is reached, a soil sampler is attached to the end of the rod. The soil sampler consists of a 1.5-inch diameter tube equipped with acetate liners. By advancing this sampler into the soil, soil is forced into the opening of the sampling tube and a sample is obtained. Once the sampler is filled, it is retrieved and the sample liner is removed. A portion of the liner is then capped with plastic end caps, labeled, and transferred to the analytical laboratory. Soil from within the liner is used to log the borehole.

The samples were transported under chain-of-custody documentation by courier to Enthalpy Analytical, a State-certified analytical laboratory in Orange, California. All soil sampling was performed under the oversight of a California Professional Geologist.

Based on the metals results of the soil-matrix sampling effort, Rincon completed eight additional soil borings at the site north and south of RB7 and RB9 on April 18, 2019. Using a Geoprobe, borings were advanced to five feet bgs, and samples were collected at 1, 3 and 5 feet bgs. The samples from 1 and 3 feet bgs from select borings were analyzed for metals and TPH; the 5-foot samples were held pending the shallow analyses.

Soil Vapor Sampling

During the first sampling event on February 20th, soil vapor probes were installed at 5 feet bgs in all ten borings (SV1-SV10). Once the soil boring was drilled to depth, a measured length of quarter inch diameter Nylaflow tubing was inserted into the open borehole. At least six inches of Monterey number 3 sand was used as a filter pack at the probe screen interval. At least one foot of dry granular bentonite was added above the sand layer, followed by hydrated bentonite up to the surface.

Under the direction of Rincon, Optimal Technology collected soil vapor samples from the soil vapor probes and analyzed the samples using a mobile laboratory. At each probe location, an electric

vacuum pump was attached to the probe and purged prior to collection of the soil vapor sample. The soil vapor samples were collected in Hamilton gas-tight syringes and immediately injected into the mobile laboratory's gas chromatograph. The soil vapor samples were analyzed for VOCs by EPA Method 8260.

The soil matrix and soil vapor sampling locations are depicted in Figure 2, Sample Location Map.

Laboratory Analysis

Soil matrix samples collected from the project site were analyzed for the following:

- Total lead by EPA Method 6010B
- TPH by EPA Method 8015M

Soil vapor samples were analyzed for VOCs by EPA Method 8260.

Soil Matrix Sampling Results

A copy of the soil matrix analytical report is included in Appendix B. Detected concentrations of constituents in soil matrix were compared to the San Francisco Bay Regional Water Quality Control Board Environmental Screening Levels (SFBRWQCB ESLs). Detected concentrations of metals were also compared to the *Background Concentrations of Trace and Major Elements in California Soils* (Kearney, 1996). Detected concentrations of TPH were compared to the Los Angeles Regional Water Quality Control Board's Soil Screening Levels (LARWQCB SSLs).

9019 Long Beach Boulevard

Metals: Metals analytical results are summarized in Table 1. With the exception of arsenic, lead, and thallium, none of the metals detected exceeded their respective ESLs. Arsenic was detected at concentrations exceeding the residential and commercial/industrial ESL; however, the detected concentrations were within naturally occurring background concentrations in California soils.

Lead was detected in all the samples analyzed, as summarized in Table 1, at concentrations ranging from 1.34 mg/kg to 1,600 mg/kg.

Since a few of the detected concentrations of metal constituents exceeded 10 times the associated Soluble Threshold Limit Concentration (STLC), which is used for determining hazardous waste characterization in California under California Code of Regulations (CCR) Title 22, Section 66261.24, an STLC extraction (using the Waste Extraction Test (WET) method) was completed by the laboratory and the metal was analyzed in the solution. In addition, if: 1) the metal's Total Threshold Limit Concentration (TTLC) was exceeded; or 2) its concentration was greater than 20 times its associated Toxicity Characteristic Leaching Procedure (TCLP) limit (a testing methodology to determine if a solid waste is considered hazardous under the Resource Conservation and Recovery Act (RCRA)); or 3) WET results exceeded the STLC, a TCLP extraction was completed and the respective constituent(s) were analyzed in the solution.

Concentrations of lead detected in samples RB7-0.5, RB8-0.5, and RB9-0.5 were above the trigger level for performing STLC tests. Two of the three STLC tests (RB7-0.5 and RB9-0.5) were above 5 mg/L, classifying the soil in those locations as California, non-RCRA Hazardous waste. One sample, RB7-S2-1, had a detected lead concentration of 1,600 mg/kg, which classifies it as California hazardous waste. The sample had a TCLP for lead of 0.801 mg/L; therefore, the sample is not considered RCRA hazardous waste.

Thallium was detected in 8 of the 18 samples analyzed above the residential ESL.

TPH: TPH analytical results are summarized in Table 2. TPH as gasoline (TPHg) was not detected in any of the samples analyzed. TPH as diesel (TPHd) was detected in two samples at 3.03 mg/kg and 6 mg/kg, below screening levels. TPH as oil was detected in 8 samples analyzed, from 5.53 mg/kg to 10,000 mg/kg. One concentration of TPHo (RB9-0.5) was detected at the RWQCB SSL for soil between 20 and 150 feet above groundwater.

Soil Vapor Sampling Results

One soil vapor sample was collected from each probe (SV1-SV10) set at 5 feet bgs. The soil vapor samples were analyzed for VOCs using an onsite mobile laboratory. Results of the soil vapor analyses are shown in Table 3. A copy of the soil vapor analytical report is included in Appendix C.

9001 and 9015 Long Beach Boulevard

A total of five soil vapor samples were collected at this parcel, from SV1-SV5. No VOCs were detected in any of the soil vapor samples analyzed.

9019 Long Beach Boulevard

One duplicate sample was collected from SV10, for a total of 6 soil vapor samples from soil vapor probes SV6-SV10. No VOCs were detected in any of the soil vapor samples analyzed.

Conclusions & Recommendations

Soil Vapor – 9001, 9015 and 9019 Long Beach Boulevard

No VOCs were detected in any of the soil vapor samples analyzed. Therefore, we recommend no further action with respect to soil vapor at the subject property.

Soil Matrix – 9019 Long Beach Boulevard

Lead concentrations are elevated at levels above regulatory screening criteria in shallow soils in 5 of the 13 sampling locations at this property; soils at three of these locations would be classified as non-RCRA hazardous waste for the purposes of disposal. Additionally, the areas of elevated lead

have not been delineated laterally. We recommend additional step out borings on the parcel at 9019 Long Beach Boulevard to delineate the horizontal extent of elevated lead in shallow soils.

Detections of thallium in 8 of the 18 samples analyzed were present at levels exceeding the Residential ESL; because such elevated levels can often be an artifact of the EPA Method 6010 analytical methodology, we recommend that future metals testing be performed to report thallium levels using EPA Method 6020.

TPHo concentrations equaled the RWQCB SSL in one sample, RB9-0.5. However, this area of elevated TPHo appears to have been delineated. If the site is to be redeveloped, we recommend excavating the soil in the vicinity of this boring and disposing of it offsite.

Limitations

This report has been prepared for and is intended for the exclusive use of the City of South Gate. The contents of this report should not be relied upon by any other party without the written consent of Rincon Consultants, Inc.

This scope was not intended to completely establish the quantities and distribution of contaminants present at the project site or to determine the cost to remediate the project site. The concentrations of contaminants measured at any given location may not be representative of conditions at other locations. Further, conditions may change at any particular location as a function of time in response to natural conditions, chemical reactions and other events. Conclusions regarding the condition of the project site do not represent a warranty that all areas within the project site are similar to those sampled.

References

The following reference materials were used in the preparation of this Phase II ESA:

Previous Assessments

Priority I Environmental, *Phase I Environmental Site Assessment,* December 2017.

Screening Levels

Kearney, Background Concentrations of Trace and Major Elements in California Soils, University of California, 1996.

San Francisco Bay Regional Water Quality Control Board (SFBRWQCB) Environmental Screening Levels (revised January 2019).

Los Angeles Regional Water Quality Control Board Soil Screening Levels, May 1996.

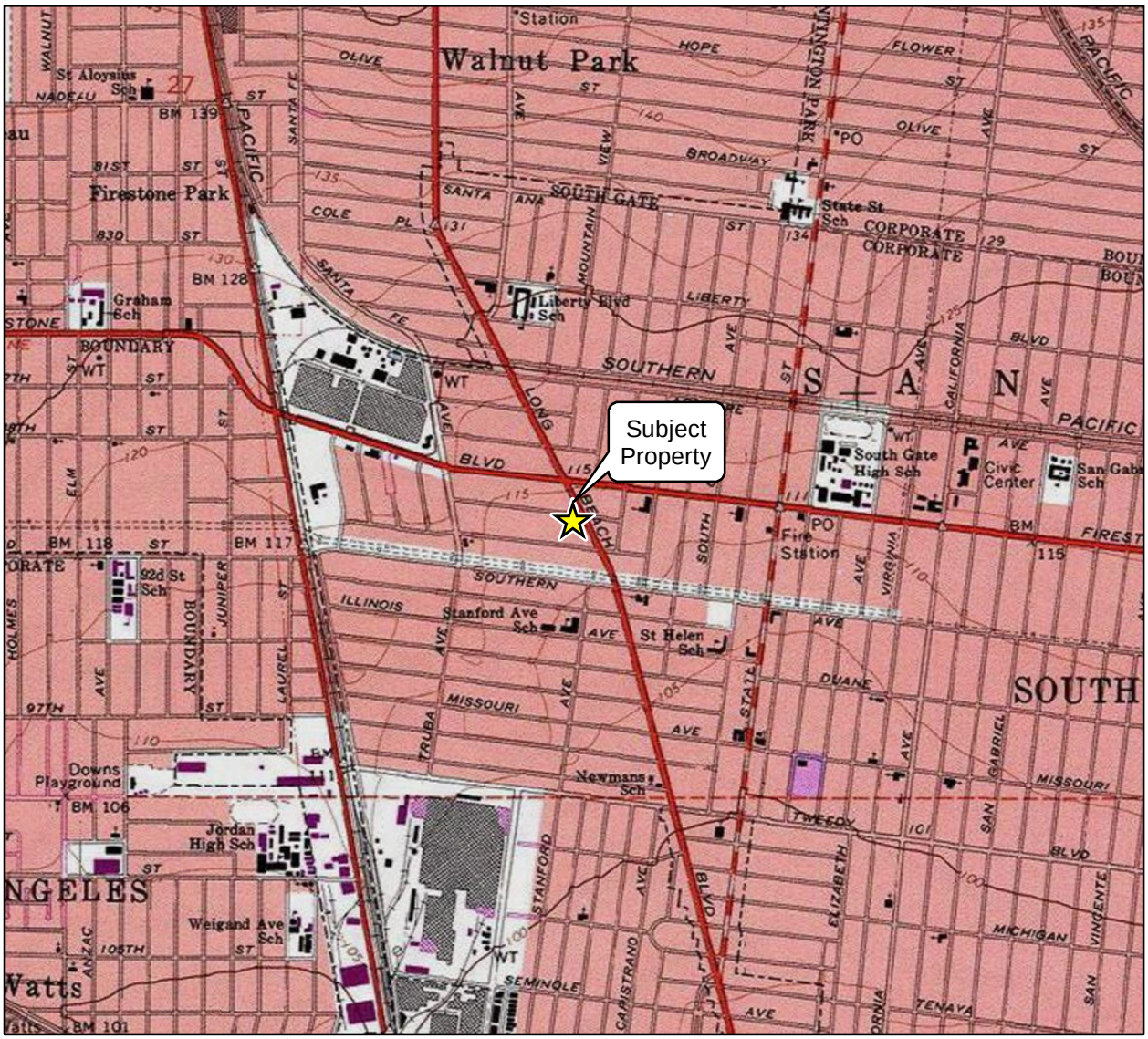

Imagery provided by National Geographic Society, Esri and its licensors © 2019. The topographic representation depicted in this map may not portray all of the features currently found in the vicinity today and/or features depicted in this map may have changed since the original topographic map was assembled.

0 1,000 2,000
Scale in Feet

N

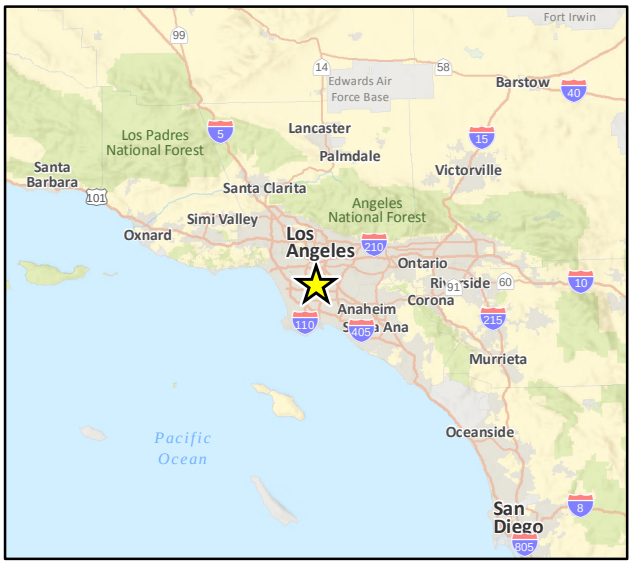

Vicinity Map

Figure 1

Rincon Consultants, Inc.

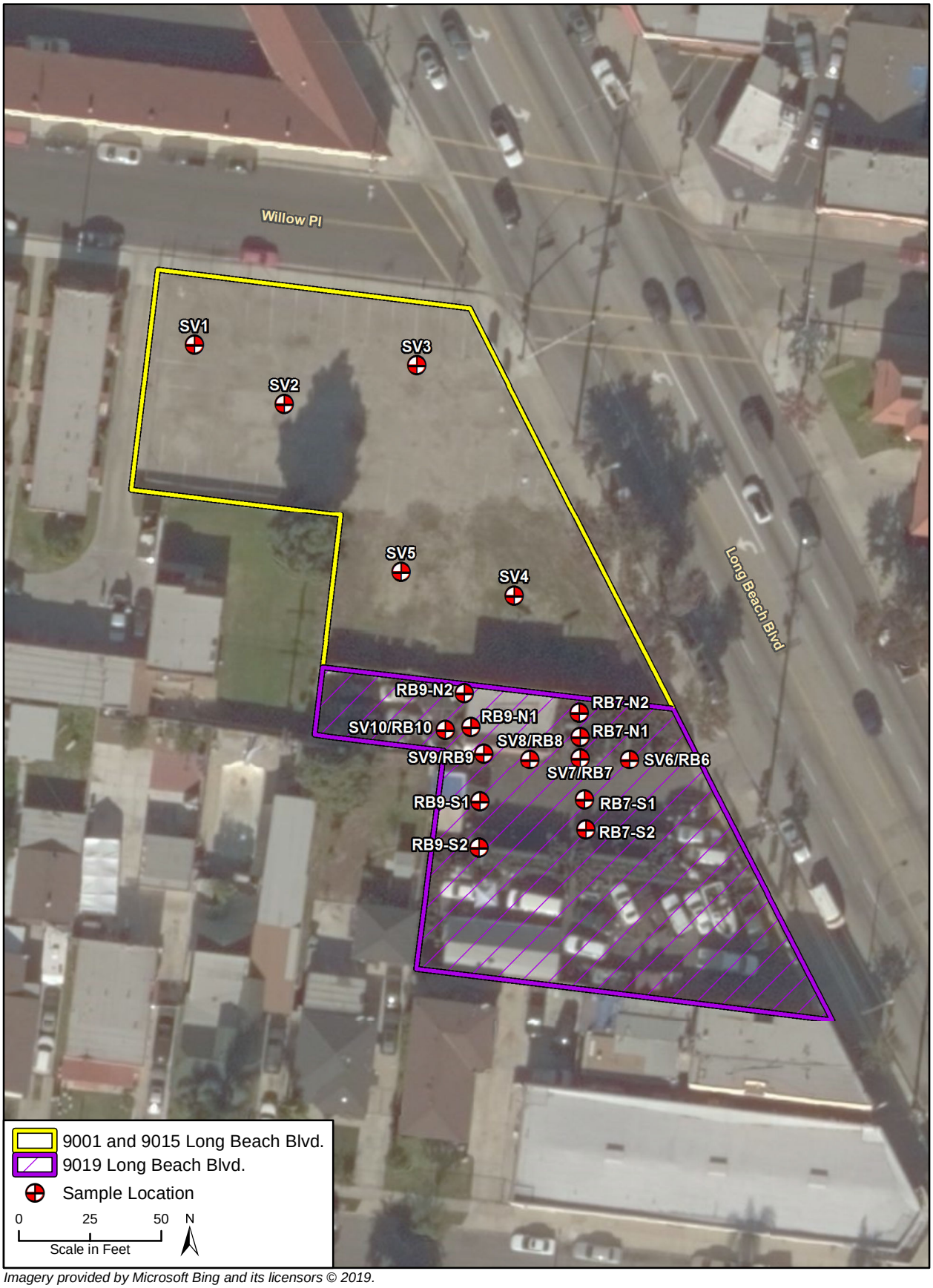

Imagery provided by Microsoft Bing and its licensors © 2019.

Sample Location Map

Figure 2

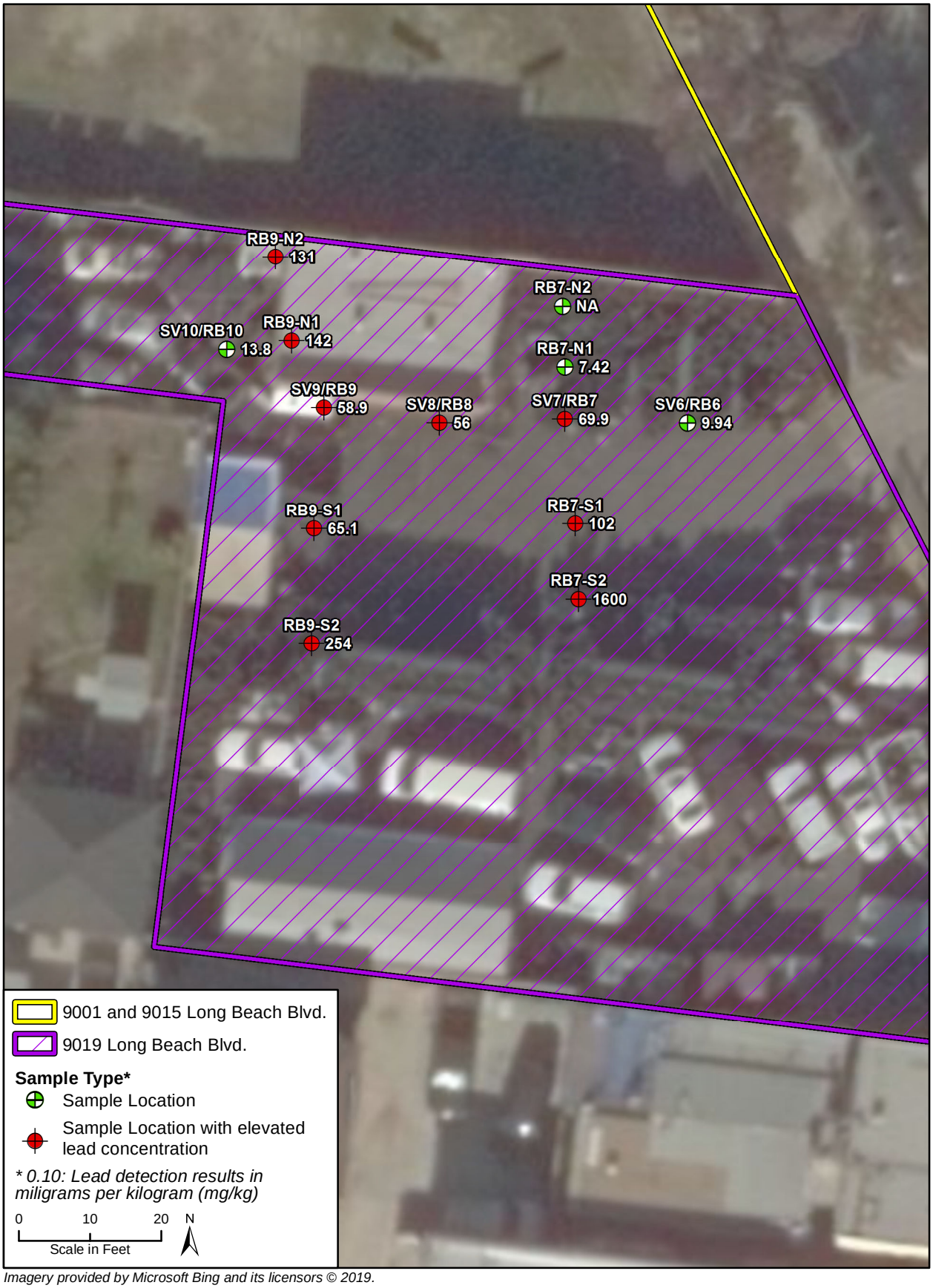

Imagery provided by Microsoft Bing and its licensors © 2019.

0.5-1 feet bgs Lead Concentrations Map

Figure 3

Rincon Consultants, Inc.

Table 1
Summary of Soil Matrix Analytical Results - Metals
9019 Long Beach Boulevard, South Gate, California

Boring	Sample Depth (feet below grade)	Sample Date	Antimony	Arsenic	Barium	Beryllium	Cadmium	Chromium	Cobalt	Copper	Lead			Mercury	Molybdenum	Nickel	Selenium	Silver	Thallium	Vanadium	Zinc
											TTLC (mg/kg)	STLC (mg/L)	TCLP (mg/L)								
			Results in mg/kg																		
RB6	0.5	2/20/2019	ND<0.37	2.86	118	ND<0.17	0.75	16.6	11.9	53.5	9.94	--	--	ND<0.039	1.58	22.3	ND<0.72	ND<0.13	ND<0.42	36.9	84.8
	5	2/20/2019	ND<0.37	ND<0.36	107	ND<0.17	0.78	14.8	9.22	15	1.34	--	--	ND<0.039	ND<0.13	11.8	ND<0.72	ND<0.13	ND<0.42	36.8	47.8
RB7	0.5	2/20/2019	ND<0.37	ND<0.36	138	ND<0.17	3.66	21	10.7	60.1	69.9	6.06	--	ND<0.039	1.63	26.3	ND<0.72	ND<0.13	ND<0.42	45.1	168
	5	2/20/2019	ND<0.37	ND<0.36	163	ND<0.17	1.06	21.1	13.5	23.3	1.55	--	--	ND<0.039	ND<0.13	17.5	ND<0.72	ND<0.13	ND<0.42	52.4	70.1
RB7-N1	1	4/18/2019	ND<0.37	3.76	210	ND<0.17	0.73	24.7	15.3	27.4	7.42	--	--	ND<0.039	ND<0.13	16.8	ND<0.72	ND<0.13	7.04	49.8	75.6
	3	4/18/2019	ND<0.37	ND<0.36	71.2	ND<0.17	ND<0.21	12	8.06	9.37	2.87	--	--	ND<0.039	ND<0.13	7.38	ND<0.72	ND<0.13	4.29	32.1	34.6
RB7-S1	1	4/18/2019	ND<0.37	2.95	249	ND<0.17	0.92	25.4	13.9	40.6	102	--	--	ND<0.039	ND<0.13	17.3	ND<0.72	ND<0.13	5.81	52	162
	3	4/18/2019	ND<0.37	3.31	166	ND<0.17	0.72	23	14.4	26.5	5.38	--	--	ND<0.039	1.02	15.7	ND<0.72	ND<0.13	6.82	46.2	60.9
RB7-S2	1	4/18/2019	--	--	--	--	--	--	--	--	1,600	--	0.801	--	--	--	--	--	--	--	--
	3	4/18/2019	--	--	--	--	--	--	--	--	4.49	--	--	--	--	--	--	--	--	--	--
RB8	0.5	2/20/2019	ND<0.37	ND<0.36	152	ND<0.17	0.98	18.3	10.9	26.4	56	2.85		ND<0.039	ND<0.13	16.6	ND<0.72	ND<0.13	ND<0.42	44.7	114
	5	2/20/2019	ND<0.37	ND<0.36	115	ND<0.17	0.66	14.4	8.7	20.8	10.9	--	--	0.16	1.25	16.3	ND<0.72	ND<0.13	ND<0.42	36	68.7
RB9	0.5	2/20/2019	ND<0.37	ND<0.36	93.3	ND<0.17	2.29	15.3	6.02	29.2	58.9	7.07	--	ND<0.039	2.18	16.2	ND<0.72	ND<0.13	ND<0.42	33	76.9
	5	2/20/2019	ND<0.37	ND<0.36	165	ND<0.17	0.99	19.7	12	23.1	3.87	--	--	ND<0.039	1.37	15.6	ND<0.72	ND<0.13	ND<0.42	48.2	63
RB9-N1	1	4/18/2019	ND<0.37	11.1	165	ND<0.17	0.93	21.4	11.8	29.2	142	--	--	ND<0.039	ND<0.13	14.7	ND<0.72	ND<0.13	5.32	44.7	81.8
	3	4/18/2019	ND<0.37	6.63	215	ND<0.17	0.91	25.9	18	34.1	7.73	--	--	ND<0.039	3.33	19	ND<0.72	ND<0.13	6.39	55.2	69.7
RB9-N2	1	4/18/2019	--	--	--	--	--	--	--	--	131	--	--	--	--	--	--	--	--	--	--
	3	4/18/2019	--	--	--	--	--	--	--	--	5.29	--	--	--	--	--	--	--	--	--	--
RB9-S1	1	4/18/2019	ND<0.37	2.9	165	ND<0.17	0.63	19.2	11.3	24.6	65.1	--	--	ND<0.039	ND<0.13	13.4	ND<0.72	ND<0.13	4.78	44.3	87.2
	3	4/18/2019	ND<0.37	3.08	195	ND<0.17	0.65	20.4	12.1	24.4	10.7	--	--	ND<0.039	ND<0.13	14.4	ND<0.72	ND<0.13	5.5	44.3	60
RB9-S2	1	4/18/2019	--	--	--	--	--	--	--	--	254	--	--	--	--	--	--	--	--	--	--
	3	4/18/2019	--	--	--	--	--	--	--	--	7.49	--	--	--	--	--	--	--	--	--	--
RB10	0.5	2/20/2019	ND<0.37	ND<0.36	142	ND<0.17	0.99	20.6	11.5	26.6	13.8	--	--	ND<0.039	ND<0.13	16.3	ND<0.72	ND<0.13	ND<0.42	47.4	84
	5	2/20/2019	ND<0.37	ND<0.36	185	ND<0.17	0.99	20.7	12.1	24.4	2.81	--	--	ND<0.039	ND<0.13	16.6	ND<0.72	ND<0.13	ND<0.42	45.5	66.7
Trigger Level for performing CA-WET (10 x STLC)			150	50	1,000	7.5	10	50	800	250	50	NA	NA	2.0	3,500	200	10	50	70	240	2,500
Trigger Level for performing TCLP (20 x TCLP)			NA	100	2,000	NE	20	100	NE	NE	100	NA	NA	4.0	NE	NE	20	100	NE	NE	NE
Background Concentration			0.15 - 1.95	0.6 - 11	133 - 1,400	0.25 - 2.70	0.05 - 1.70	23 - 1,579	2.7 - 46.9	9.1 - 96.4	12.4 - 97.1	NA	NA	0.05 - 0.90	0.1 - 9.6	9.0 - 509	0.015 - 0.430	0.10 - 8.3	0.17- 1.1	39 - 288	88 - 236
ESL (Residential)			11	0.067	15,000	16	78	NE	23	3,100	80	NA	NA	13	390	820	390	390	0.78	390	23,000
ESL (Commercial)			160	3.60	220,000	230	1100	NE	350	47,000	320	NA	NA	190	5800	11,000	5,800	5,800	12	5,800	350,000
Dispose Offsite as Cal-Haz Waste	STLC (mg/L)		15	5	100	0.75	1	5	80	25	5	5.0	NA	0.2	350	20	1	5	7	24	250
	TTLC		500	500	10,000	75	100	2,500	2,500	8,000	1,000	NA	NA	20	3,500	2,000	100	500	700	2,400	5,000
Dispose Offsite as RCRA-Haz Waste	TCLP (mg/L)		NE	5	100	NE	1	5	NE	NE	5	NA	5.0	0.2	NE	NE	1	5	NE	NE	NE

Definitions:
bold - Constituent detected above laboratory reporting limit
shaded - Constituent detected above a screening level
< - Constituent not detected above associated laboratory reporting limit
Background Concentration - Kearney, Background Concentrations of Trace and Major Elements in California Soils, University of California, 1996
ESL - San Francisco Bay Regional Water Quality Control Board (SFRWQCB) Environmental Screening Levels (revised January 2019); Summary of Soil ESLs table for human health direct exposures.
Metals - As defined in California Code of Regulations, Title 22, Division 4.5, Chapter 11, Article 3, Section 66261.24 (seventeen metals listed in Table II); known as Title 22 CAM 17
mg/kg - milligrams per kilogram
mg/L - milligrams per liter
NE - Screening level not established
NA- Not Applicable
STLC - Soluble Threshold Limit Concentrations (California Code of Regulations, Title 22, Division 4.5, Chapter 11, Article 3, Section 66261.24) (Laboratory Preparation Method T22.11.5 All)
TCLP - Toxicity Characteristic Leaching Procedure (Code of Federal Regulations, Title 40, Chapter I, Subchapter I, Part 261, Section 261.24) (Laboratory Preparation Method EPA 1311)
TTLC - Total Threshold Limit Concentration (California Code of Regulations, Title 22, Division 4.5, Chapter 11, Article 3, Section 66261.24)

Table 2
Summary of Soil Matrix Analytical Results - TPH
9019 Long Beach Boulevard, South Gate, California

Boring	Sample Depth (feet below grade)	Sample Date	TPH gasoline (C6 to C12)	TPH diesel (C13 to C22)	TPH oil (C23 to C44)
			Results in mg/kg		
RB6	0.5	2/20/2019	ND<250	ND<250	**420**
	5	2/20/2019	ND<10	ND<10	ND<10
RB7	0.5	2/20/2019	ND<50	ND<50	**110**
	5	2/20/2019	ND<10	ND<10	ND<10
RB7-N1	1	4/18/2019	ND<0.239	ND<0.022	ND<2.1
	3	4/18/2019	ND<0.239	ND<0.022	ND<2.1
RB7-S1	1	4/18/2019	ND<0.239	ND<0.55	ND<52.5
	3	4/18/2019	ND<0.239	ND<0.022	ND<2.1
RB8	0.5	2/20/2019	ND<100	ND<100	**160**
	5	2/20/2019	ND<200	ND<200	**350**
RB9	0.5	2/20/2019	ND<500	ND<500	**10,000**
	5	2/20/2019	ND<10	ND<10	ND<10
RB9-N1	1	4/18/2019	ND<0.239	ND<0.55	ND<52.5
	3	4/18/2019	ND<0.239	**3.03**	ND<2.1
RB9-S1	1	4/18/2019	ND<0.239	ND<0.22	ND<21
	3	4/18/2019	ND<0.239	**6**	**5.53**
RB10	0.5	2/20/2019	ND<100	ND<100	**320**
	5	2/20/2019	ND<10	ND<10	**10**
ESL (Residential)			430	260	12,000
ESL (Commercial/Industrial)			2,000	1,200	180,000
LA RWQCB SSL			500	1,000	10,000

Definitions:
bold - Constituent detected above laboratory reporting limit
shaded - Constituent detected above a screening level
TPH - Total Petroleum Hydrocarbons
mg/kg - milligrams per kilogram
ND - not detected above the method detection limit

LA RWQCB SSL - Los Angeles RWQCB Maximum Soil Screening Levels (SSLs) for TPH and Benzene, Toluene, Ethylbenzene, and Xylenes (BTEX) Above Drinking Water Aquifers, for soil between 20 and 150 feet above groundwater (Table 4-1), May 1996

ESL - San Francisco Bay Regional Water Quality Control Board (SFBRWQCB) Environmental Screening Levels (revised January 2019), Summary of Soil ESLs table for human health direct exposures
TPH analyzed by EPA Method 8015

Table 3
Summary of Soil Vapor Analytical Results - VOCs
9001, 9015 and 9019 Long Beach Boulevard, South Gate, California

Boring	Sample Depth (feet below grade)	VOCs
		Results in μg/L
SV1	5	ND
SV2	5	ND
SV3	5	ND
SV4	5	ND
SV5	5	ND
SV6	5	ND
SV7	5	ND
SV8	5	ND
SV9	5	ND
SV10	5	ND
	5 (dup)	ND

Definitions:
VOCs-Volatile Organic Compounds
μg/L - micrograms per liter
ND - not detected above the method detection limit
VOCs analyzed by EPA Method 8260

Appendix A

Soil Boring Logs

Rincon Consultants, Inc.
Environmental Scientists Planners Engineers
www.rinconconsultants.com

LOG OF BORING RB6

9001, 9015 and 9019 Long Beach Boulevard
South Gate, California
Project # 17-03990

Date Completed	: February 20, 2019
Method	: Geoprobe
Drilled By	: Choice Drilling
Logged By	: Devin Cheyne
Location	: 9019 Long Beach Boulevard

SV6-5

Depth in Feet	Samples	USCS	GRAPHIC	DESCRIPTION	PID
0		SM		SILTY SAND, some medium gravel, light brown, fine grained to coarse sand, dry, non plastic.	0.0
1					
2					
3					
4					0.0
5					

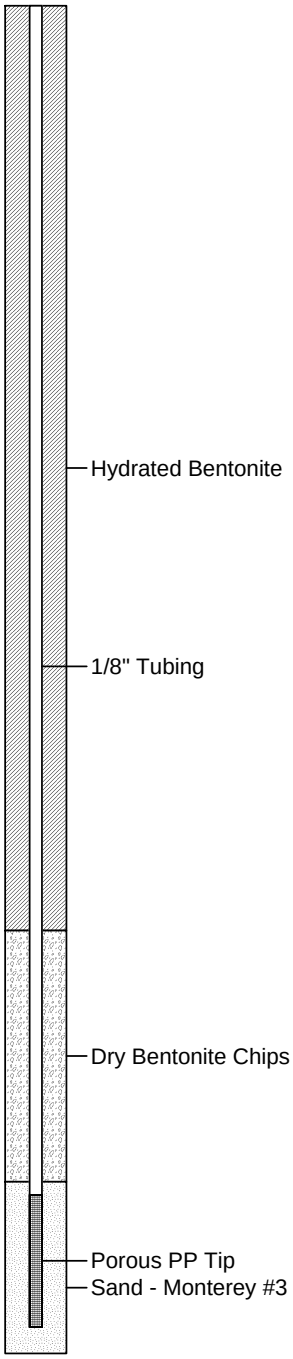

06-21-2019 L:\ESA\South Gate, Cty of\18-05744 Sthgte Ph I ESA\Report\Boring Logs\RB6.bor

Rincon Consultants, Inc.
Environmental Scientists Planners Engineers
www.rinconconsultants.com

LOG OF BORING RB7

9001, 9015 and 9019 Long Beach Boulevard
South Gate, California
Project # 17-03990

Date Completed	: February 20, 2019
Method	: Geoprobe
Drilled By	: Choice Drilling
Logged By	: Devin Cheyne
Location	: 9019 Long Beach Boulevard

SV7-5

Depth in Feet	Samples	USCS	GRAPHIC	DESCRIPTION	PID
0		SM		SILTY SAND, some medium gravel, light brown, fine grained to coarse sand, dry, non plastic.	0.0
1					
2					
3					
4					
5					0.0

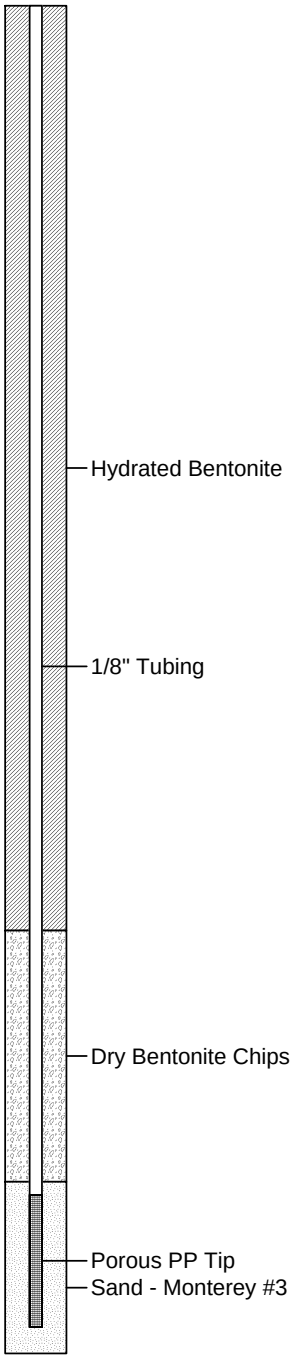

06-21-2019 L:\ESA\South Gate, Cty of\18-05744 Sthgte Ph I ESA\Report\Boring Logs\RB7.bor

Rincon Consultants, Inc.
Environmental Scientists Planners Engineers
www.rinconconsultants.com

LOG OF BORING RB7-N1

9001, 9015 and 9019 Long Beach Boulevard
South Gate, California
Project # 17-03990

Date Completed	: February 20, 2019
Method	: Geoprobe
Drilled By	: Choice Drilling
Logged By	: Devin Cheyne
Location	: 9019 Long Beach Boulevard

Depth in Feet	Samples	USCS	GRAPHIC	DESCRIPTION	PID
0				SILTY SAND, some medium gravel, light brown, fine grained to coarse sand, dry, non plastic.	0.0
1					
2					
		SM			0.0
3					
4					
					0.0
5					

06-21-2019 L:\ESA\South Gate, Cty of\18-05744 Sthgte Ph I ESA\Report\Boring Logs\RB7-N1.bor

Rincon Consultants, Inc.
Environmental Scientists Planners Engineers
www.rinconconsultants.com

LOG OF BORING RB7-N2

9001, 9015 and 9019 Long Beach Boulevard
South Gate, California
Project # 17-03990

Date Completed	: February 20, 2019
Method	: Geoprobe
Drilled By	: Choice Drilling
Logged By	: Devin Cheyne
Location	: 9019 Long Beach Boulevard

Depth in Feet	Samples	USCS	GRAPHIC	DESCRIPTION	PID
0				SILTY SAND, some medium gravel, light brown, fine grained to coarse sand, dry, non plastic.	0.0
1					
2					
		SM			0.0
3					
4					
					0.0
5					

06-21-2019 L:\ESA\South Gate, Cty of\18-05744 Sthgte Ph I ESA\Report\Boring Logs\RB7-N2.bor

Rincon Consultants, Inc.
Environmental Scientists Planners Engineers
www.rinconconsultants.com

LOG OF BORING RB7-S1

9001, 9015 and 9019 Long Beach Boulevard
South Gate, California
Project # 17-03990

Date Completed	: February 20, 2019
Method	: Geoprobe
Drilled By	: Choice Drilling
Logged By	: Devin Cheyne
Location	: 9019 Long Beach Boulevard

Depth in Feet	Samples	USCS	GRAPHIC	DESCRIPTION	PID
0				SILTY SAND, some medium gravel, light brown, fine grained to coarse sand, dry, non plastic.	0.0
1					
2					
		SM			0.0
3					
4					
					0.0
5					

06-21-2019 L:\ESA\South Gate, Cty of\18-05744 Sthgte Ph I ESA\Report\Boring Logs\RB7-S1.bor

Rincon Consultants, Inc.
Environmental Scientists Planners Engineers
www.rinconconsultants.com

LOG OF BORING RB7-S2

9001, 9015 and 9019 Long Beach Boulevard
South Gate, California
Project # 17-03990

Date Completed	: February 20, 2019
Method	: Geoprobe
Drilled By	: Choice Drilling
Logged By	: Devin Cheyne
Location	: 9019 Long Beach Boulevard

Depth in Feet	Samples	USCS	GRAPHIC	DESCRIPTION	PID
0				SILTY SAND, some medium gravel, light brown, fine grained to coarse sand, dry, non plastic.	0.0
1					
2					
		SM			0.0
3					
4					
					0.0
5					

06-21-2019 L:\ESA\South Gate, Cty of\18-05744 Sthgte Ph I ESA\Report\Boring Logs\RB7-S2.bor

Rincon Consultants, Inc.
Environmental Scientists Planners Engineers
www.rinconconsultants.com

LOG OF BORING RB8

9001, 9015 and 9019 Long Beach Boulevard
South Gate, California
Project # 17-03990

Date Completed	: February 20, 2019
Method	: Geoprobe
Drilled By	: Choice Drilling
Logged By	: Devin Cheyne
Location	: 9019 Long Beach Boulevard

SV8-5

Depth in Feet	Samples	USCS	GRAPHIC	DESCRIPTION	PID
0		SM		SILTY SAND, some medium gravel, light brown, fine grained to coarse sand, dry, non plastic.	0.0
1					
2					
3					
4					0.0
5					

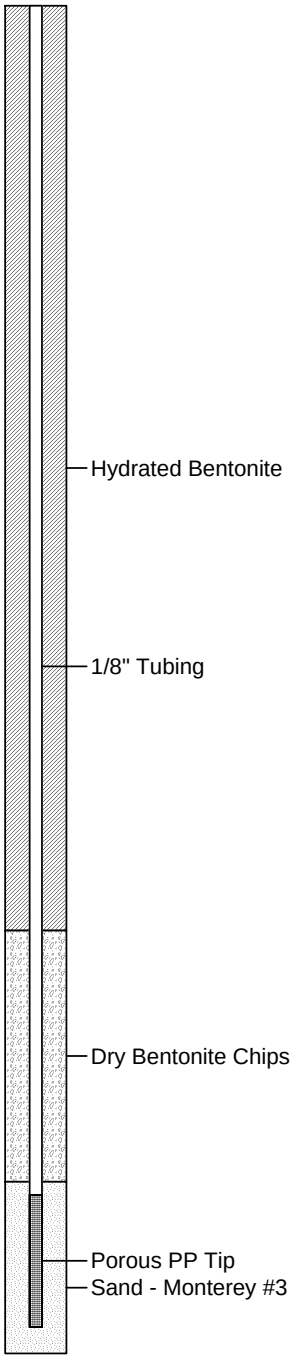

06-21-2019 L:\ESA\South Gate, Cty of\18-05744 Sthgte Ph I ESA\Report\Boring Logs\RB8.bor

Rincon Consultants, Inc.
Environmental Scientists Planners Engineers
www.rinconconsultants.com

LOG OF BORING RB9

9001, 9015 and 9019 Long Beach Boulevard
South Gate, California
Project # 17-03990

Date Completed	: February 20, 2019
Method	: Geoprobe
Drilled By	: Choice Drilling
Logged By	: Devin Cheyne
Location	: 9019 Long Beach Boulevard

SV9-5

Depth in Feet	Samples	USCS	GRAPHIC	DESCRIPTION	PID
0		SM		SILTY SAND, some medium gravel, light brown, fine grained to coarse sand, dry, non plastic.	0.0
1					
2					
3					
4					
5					0.0

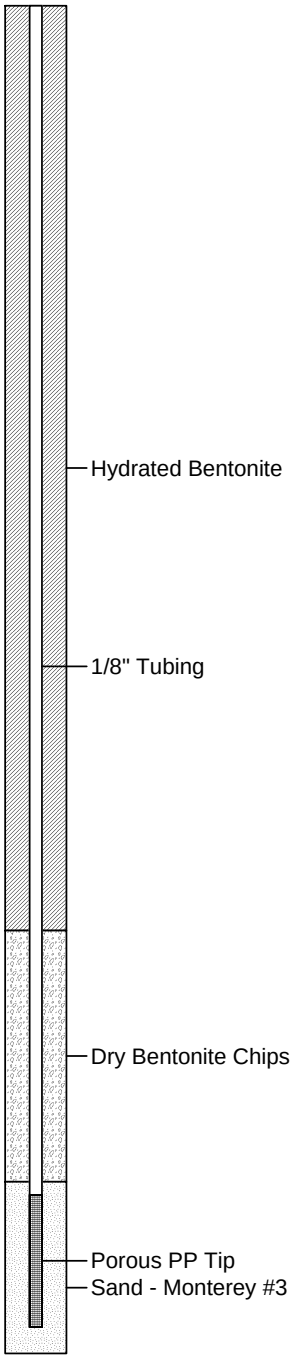

06-21-2019 L:\ESA\South Gate, Cty of\18-05744 Sthgte Ph I ESA\Report\Boring Logs\RB9.bor

Rincon Consultants, Inc.
Environmental Scientists Planners Engineers
www.rinconconsultants.com

LOG OF BORING RB9-N1

9001, 9015 and 9019 Long Beach Boulevard
South Gate, California
Project # 17-03990

Date Completed	: February 20, 2019
Method	: Geoprobe
Drilled By	: Choice Drilling
Logged By	: Devin Cheyne
Location	: 9019 Long Beach Boulevard

Depth in Feet	Samples	USCS	GRAPHIC	DESCRIPTION	PID
0				SILTY SAND, some medium gravel, light brown, fine grained to coarse sand, dry, non plastic.	0.0
1					
2					
		SM			0.0
3					
4					
					0.0
5					

06-21-2019 L:\ESA\South Gate, Cty of\18-05744 Sthgte Ph I ESA\Report\Boring Logs\RB9-N1.bor

Rincon Consultants, Inc.
Environmental Scientists Planners Engineers
www.rinconconsultants.com

LOG OF BORING RB9-N2

9001, 9015 and 9019 Long Beach Boulevard
South Gate, California
Project # 17-03990

Date Completed	: February 20, 2019
Method	: Geoprobe
Drilled By	: Choice Drilling
Logged By	: Devin Cheyne
Location	: 9019 Long Beach Boulevard

Depth in Feet	Samples	USCS	GRAPHIC	DESCRIPTION	PID
0				SILTY SAND, some medium gravel, light brown, fine grained to coarse sand, dry, non plastic.	0.0
1					
2					
		SM			0.0
3					
4					
					0.0
5					

06-21-2019 L:\ESA\South Gate, Cty of\18-05744 Sthgte Ph I ESA\Report\Boring Logs\RB9-N2.bor

Rincon Consultants, Inc.
Environmental Scientists Planners Engineers
www.rinconconsultants.com

LOG OF BORING RB9-S1

9001, 9015 and 9019 Long Beach Boulevard
South Gate, California
Project # 17-03990

Date Completed	: February 20, 2019
Method	: Geoprobe
Drilled By	: Choice Drilling
Logged By	: Devin Cheyne
Location	: 9019 Long Beach Boulevard

Depth in Feet	Samples	USCS	GRAPHIC	DESCRIPTION	PID
0				SILTY SAND, some medium gravel, light brown, fine grained to coarse sand, dry, non plastic.	0.0
1					
2					
		SM			0.0
3					
4					
					0.0
5					

06-21-2019 L:\ESA\South Gate, Cty of\18-05744 Sthgte Ph I ESA\Report\Boring Logs\RB9-S1.bor

Rincon Consultants, Inc.
Environmental Scientists Planners Engineers
www.rinconconsultants.com

LOG OF BORING RB9-S2

9001, 9015 and 9019 Long Beach Boulevard
South Gate, California
Project # 17-03990

Date Completed	: February 20, 2019
Method	: Geoprobe
Drilled By	: Choice Drilling
Logged By	: Devin Cheyne
Location	: 9019 Long Beach Boulevard

Depth in Feet	Samples	USCS	GRAPHIC	DESCRIPTION	PID
0				SILTY SAND, some medium gravel, light brown, fine grained to coarse sand, dry, non plastic.	0.0
1					
2					
		SM			0.0
3					
4					
					0.0
5					

06-21-2019 L:\ESA\South Gate, Cty of\18-05744 Sthgte Ph I ESA\Report\Boring Logs\RB9-S2.bor

Rincon Consultants, Inc.
Environmental Scientists Planners Engineers
www.rinconconsultants.com

LOG OF BORING RB10

9001, 9015 and 9019 Long Beach Boulevard
South Gate, California
Project # 17-03990

Date Completed	: February 20, 2019
Method	: Geoprobe
Drilled By	: Choice Drilling
Logged By	: Devin Cheyne
Location	: 9019 Long Beach Boulevard

SV10-5

Depth in Feet	Samples	USCS	GRAPHIC	DESCRIPTION	PID
0				SILTY SAND, some medium gravel, light brown, fine grained to coarse sand, dry, non plastic.	0.0
1					
2					
3		SM			
4					
5					0.0

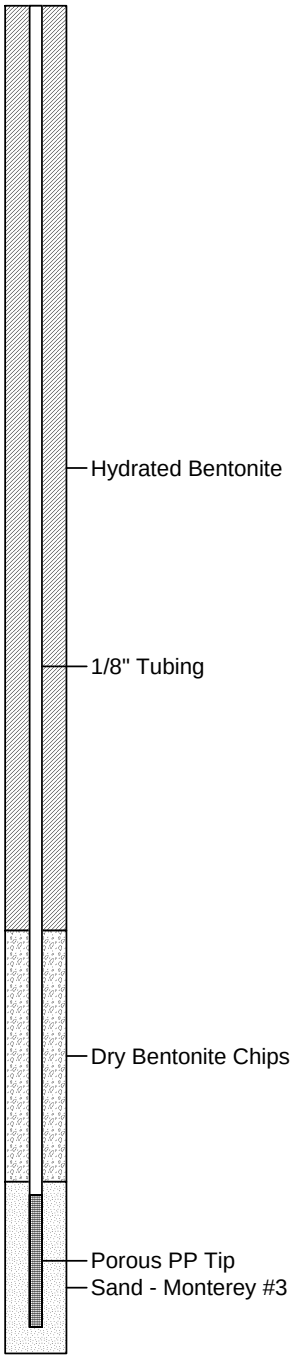

Appendix B

Soil Matrix Laboratory Report

Enthalpy Analytical, LLC

931 W. Barkley Ave - Orange, CA 92868
Tel: (714)771-6900 Fax: (714)538-1209
www.enthalpy.com
info-sc@enthalpy.com

MONTROSE ENVIRONMENTAL

Client:	Rincon Consultants - LA	Lab Request:	412666
Address:	250 E. 1st Street Suite 301 Los Angeles, CA 90012	Report Date:	03/08/2019
		Date Received:	02/20/2019
		Client ID:	15729
Attn:	Devin Cheyne		

Comments: South Gate
17-03990

Supplemental Report 1 - STLC results are now included

This laboratory request covers the following listed samples which were analyzed for the parameters indicated on the attached Analytical Result Report. All analyses were conducted using the appropriate methods. Methods accredited by NELAC are indicated on the report. This cover letter is an integral part of the final report.

Sample #	Client Sample ID
412666-001	RB6-0.5
412666-002	RB6-5
412666-003	RB7-0.5
412666-004	RB7-5
412666-005	RB8-0.5
412666-006	RB8-5
412666-007	RB9-0.5
412666-008	RB9-5
412666-009	RB10-0.5
412666-010	RB10-5

Thank you for the opportunity to be of service to your company. Please feel free to call if there are any questions regarding this report or if we can be of further service.

Ranjit K. Clarke

Report Review performed by: Ranjit Clarke, Project Manager

NOTE: Unless notified in writing, all samples will be discarded by appropriate disposal protocol 45 days from date received.

The reports of the Enthalpy Analytical, Inc. are confidential property of our clients and may not be reproduced or used for publication in part or in full without our written permission. This is for the mutual protection of the public, our clients, and ourselves.

ACCREDITED IN ACCORDANCE WITH nelac

Matrix:	Solid	**Client:**	Rincon Consultants - LA	**Collector:**	Client
Sampled:	02/20/2019 09:00	**Site:**			
Sample #:	**412666-001**	**Client Sample #:**	RB6-0.5	**Sample Type:**	

Analyte	Result	DF	RDL	Units	Prepared	Analyzed	By	Notes
Method: EPA 6010B *NELAC* Prep Method: EPA 3050B						QCBatchID:	QC1211621	
Antimony	ND	1	3	mg/Kg	02/22/19	02/22/19	JP	
Arsenic	**2.86**	1	1	mg/Kg	02/22/19	02/22/19	JP	
Barium	**118**	1	1	mg/Kg	02/22/19	02/22/19	JP	
Beryllium	ND	1	0.5	mg/Kg	02/22/19	02/22/19	JP	
Cadmium	**0.75**	1	0.5	mg/Kg	02/22/19	02/22/19	JP	
Chromium	**16.6**	1	1	mg/Kg	02/22/19	02/22/19	JP	
Cobalt	**11.9**	1	0.5	mg/Kg	02/22/19	02/22/19	JP	
Copper	**53.5**	1	1	mg/Kg	02/22/19	02/22/19	JP	
Lead	**9.94**	1	1	mg/Kg	02/22/19	02/22/19	JP	
Molybdenum	**1.58**	1	1	mg/Kg	02/22/19	02/22/19	JP	
Nickel	**22.3**	1	1.5	mg/Kg	02/22/19	02/22/19	JP	
Selenium	ND	1	3	mg/Kg	02/22/19	02/22/19	JP	
Silver	ND	1	0.5	mg/Kg	02/22/19	02/22/19	JP	
Thallium	ND	1	3	mg/Kg	02/22/19	02/22/19	JP	
Vanadium	**36.9**	1	0.5	mg/Kg	02/22/19	02/22/19	JP	
Zinc	**84.8**	1	5	mg/Kg	02/22/19	02/22/19	JP	
Method: EPA 7471A *NELAC* Prep Method: EPA 7471A						QCBatchID:	QC1211672	
Mercury	ND	1	0.14	mg/Kg	02/25/19	02/25/19	JP	
Method: EPA 8015M Prep Method: EPA 3580A						QCBatchID:	QC1211565	
TPH (C13 to C22)	ND	25	250	mg/Kg	02/21/19	02/21/19	DXN	
TPH (C23 to C44)	**420**	25	250	mg/Kg	02/21/19	02/21/19	DXN	
TPH (C6 to C12)	ND	25	250	mg/Kg	02/21/19	02/21/19	DXN	

Surrogate	*% Recovery*	*Limits*	*Notes*	
Triacontane (SUR)	*00*	*50-150*	*S2*	*Matrix interference.*

Matrix:	Solid	**Client:**	Rincon Consultants - LA	**Collector:**	Client
Sampled:	02/20/2019 09:05	**Site:**			
Sample #:	**412666-002**	**Client Sample #:**	RB6-5	**Sample Type:**	

Analyte	Result	DF	RDL	Units	Prepared	Analyzed	By	Notes
Method: EPA 6010B *NELAC* Prep Method: EPA 3050B						QCBatchID:	QC1211621	
Antimony	ND	1	3	mg/Kg	02/22/19	02/22/19	JP	
Arsenic	ND	1	1	mg/Kg	02/22/19	02/22/19	JP	
Barium	**107**	1	1	mg/Kg	02/22/19	02/22/19	JP	
Beryllium	ND	1	0.5	mg/Kg	02/22/19	02/22/19	JP	
Cadmium	**0.78**	1	0.5	mg/Kg	02/22/19	02/22/19	JP	
Chromium	**14.8**	1	1	mg/Kg	02/22/19	02/22/19	JP	
Cobalt	**9.22**	1	0.5	mg/Kg	02/22/19	02/22/19	JP	
Copper	**15.0**	1	1	mg/Kg	02/22/19	02/22/19	JP	
Lead	**1.34**	1	1	mg/Kg	02/22/19	02/22/19	JP	
Molybdenum	ND	1	1	mg/Kg	02/22/19	02/22/19	JP	
Nickel	**11.8**	1	1.5	mg/Kg	02/22/19	02/22/19	JP	
Selenium	ND	1	3	mg/Kg	02/22/19	02/22/19	JP	
Silver	ND	1	0.5	mg/Kg	02/22/19	02/22/19	JP	
Thallium	ND	1	3	mg/Kg	02/22/19	02/22/19	JP	
Vanadium	**36.8**	1	0.5	mg/Kg	02/22/19	02/22/19	JP	
Zinc	**47.8**	1	5	mg/Kg	02/22/19	02/22/19	JP	
Method: EPA 7471A *NELAC* Prep Method: EPA 7471A						QCBatchID:	QC1211672	
Mercury	ND	1	0.14	mg/Kg	02/25/19	02/25/19	JP	
Method: EPA 8015M Prep Method: EPA 3580A						QCBatchID:	QC1211565	
TPH (C13 to C22)	ND	1	10	mg/Kg	02/21/19	02/21/19	DXN	
TPH (C23 to C44)	ND	1	10	mg/Kg	02/21/19	02/21/19	DXN	
TPH (C6 to C12)	ND	1	10	mg/Kg	02/21/19	02/21/19	DXN	

Surrogate	*% Recovery*	*Limits*	*Notes*
Triacontane (SUR)	*113*	*50-150*	

Matrix:	Solid	**Client:**	Rincon Consultants - LA	**Collector:**	Client
Sampled:	02/20/2019 09:10	**Site:**			
Sample #:	**412666-003**	**Client Sample #:**	RB7-0.5	**Sample Type:**	

Analyte	Result	DF	RDL	Units	Prepared	Analyzed	By	Notes
Method: EPA 6010B *NELAC* Prep Method: EPA 3050B						QCBatchID:	QC1211621	
Antimony	ND	1	3	mg/Kg	02/22/19	02/22/19	JP	
Arsenic	ND	1	1	mg/Kg	02/22/19	02/22/19	JP	
Barium	**138**	1	1	mg/Kg	02/22/19	02/22/19	JP	
Beryllium	ND	1	0.5	mg/Kg	02/22/19	02/22/19	JP	
Cadmium	**3.66**	1	0.5	mg/Kg	02/22/19	02/22/19	JP	
Chromium	**21.0**	1	1	mg/Kg	02/22/19	02/22/19	JP	
Cobalt	**10.7**	1	0.5	mg/Kg	02/22/19	02/22/19	JP	
Copper	**60.1**	1	1	mg/Kg	02/22/19	02/22/19	JP	
Lead	**69.9**	1	1	mg/Kg	02/22/19	02/22/19	JP	
Molybdenum	**1.63**	1	1	mg/Kg	02/22/19	02/22/19	JP	
Nickel	**26.3**	1	1.5	mg/Kg	02/22/19	02/22/19	JP	
Selenium	ND	1	3	mg/Kg	02/22/19	02/22/19	JP	
Silver	ND	1	0.5	mg/Kg	02/22/19	02/22/19	JP	
Thallium	ND	1	3	mg/Kg	02/22/19	02/22/19	JP	
Vanadium	**45.1**	1	0.5	mg/Kg	02/22/19	02/22/19	JP	
Zinc	**168**	1	5	mg/Kg	02/22/19	02/22/19	JP	
Method: EPA 6010B *NELAC* Prep Method: STLC						QCBatchID:	QC1212144	
Lead	**6.06**	10	0.15	mg/L	03/08/19	03/08/19	KLN	
Method: EPA 7471A *NELAC* Prep Method: EPA 7471A						QCBatchID:	QC1211672	
Mercury	ND	1	0.14	mg/Kg	02/25/19	02/25/19	JP	
Method: EPA 8015M Prep Method: EPA 3580A						QCBatchID:	QC1211565	
TPH (C13 to C22)	ND	5	50	mg/Kg	02/21/19	02/21/19	DXN	
TPH (C23 to C44)	**110**	5	50	mg/Kg	02/21/19	02/21/19	DXN	
TPH (C6 to C12)	ND	5	50	mg/Kg	02/21/19	02/21/19	DXN	

Surrogate	*% Recovery*	*Limits*	*Notes*
Triacontane (SUR)	*119*	*50-150*	

Matrix:	Solid	**Client:**	Rincon Consultants - LA	**Collector:**	Client
Sampled:	02/20/2019 09:15	**Site:**			
Sample #:	**412666-004**	**Client Sample #:**	RB7-5	**Sample Type:**	

Analyte	Result	DF	RDL	Units	Prepared	Analyzed	By	Notes
Method: EPA 6010B *NELAC* Prep Method: EPA 3050B						QCBatchID:	QC1211621	
Antimony	ND	1	3	mg/Kg	02/22/19	02/22/19	JP	
Arsenic	ND	1	1	mg/Kg	02/22/19	02/22/19	JP	
Barium	**163**	1	1	mg/Kg	02/22/19	02/22/19	JP	
Beryllium	ND	1	0.5	mg/Kg	02/22/19	02/22/19	JP	
Cadmium	**1.06**	1	0.5	mg/Kg	02/22/19	02/22/19	JP	
Chromium	**21.1**	1	1	mg/Kg	02/22/19	02/22/19	JP	
Cobalt	**13.5**	1	0.5	mg/Kg	02/22/19	02/22/19	JP	
Copper	**23.3**	1	1	mg/Kg	02/22/19	02/22/19	JP	
Lead	**1.55**	1	1	mg/Kg	02/22/19	02/22/19	JP	
Molybdenum	ND	1	1	mg/Kg	02/22/19	02/22/19	JP	
Nickel	**17.5**	1	1.5	mg/Kg	02/22/19	02/22/19	JP	
Selenium	ND	1	3	mg/Kg	02/22/19	02/22/19	JP	
Silver	ND	1	0.5	mg/Kg	02/22/19	02/22/19	JP	
Thallium	ND	1	3	mg/Kg	02/22/19	02/22/19	JP	
Vanadium	**52.4**	1	0.5	mg/Kg	02/22/19	02/22/19	JP	
Zinc	**70.1**	1	5	mg/Kg	02/22/19	02/22/19	JP	
Method: EPA 7471A *NELAC* Prep Method: EPA 7471A						QCBatchID:	QC1211672	
Mercury	ND	1	0.14	mg/Kg	02/25/19	02/25/19	JP	
Method: EPA 8015M Prep Method: EPA 3580A						QCBatchID:	QC1211565	
TPH (C13 to C22)	ND	1	10	mg/Kg	02/21/19	02/21/19	DXN	
TPH (C23 to C44)	ND	1	10	mg/Kg	02/21/19	02/21/19	DXN	
TPH (C6 to C12)	ND	1	10	mg/Kg	02/21/19	02/21/19	DXN	

Surrogate	*% Recovery*	*Limits*	*Notes*
Triacontane (SUR)	*110*	*50-150*	

Matrix:	Solid	**Client:**	Rincon Consultants - LA	**Collector:**	Client
Sampled:	02/20/2019 09:20	**Site:**			
Sample #:	**412666-005**	**Client Sample #:**	RB8-0.5	**Sample Type:**	

Analyte	Result	DF	RDL	Units	Prepared	Analyzed	By	Notes
Method: EPA 6010B *NELAC* Prep Method: EPA 3050B						QCBatchID:	QC1211621	
Antimony	ND	1	3	mg/Kg	02/22/19	02/22/19	JP	
Arsenic	ND	1	1	mg/Kg	02/22/19	02/22/19	JP	
Barium	**152**	1	1	mg/Kg	02/22/19	02/22/19	JP	
Beryllium	ND	1	0.5	mg/Kg	02/22/19	02/22/19	JP	
Cadmium	**0.98**	1	0.5	mg/Kg	02/22/19	02/22/19	JP	
Chromium	**18.3**	1	1	mg/Kg	02/22/19	02/22/19	JP	
Cobalt	**10.9**	1	0.5	mg/Kg	02/22/19	02/22/19	JP	
Copper	**26.4**	1	1	mg/Kg	02/22/19	02/22/19	JP	
Lead	**56.0**	1	1	mg/Kg	02/22/19	02/22/19	JP	
Molybdenum	ND	1	1	mg/Kg	02/22/19	02/22/19	JP	
Nickel	**16.6**	1	1.5	mg/Kg	02/22/19	02/22/19	JP	
Selenium	ND	1	3	mg/Kg	02/22/19	02/22/19	JP	
Silver	ND	1	0.5	mg/Kg	02/22/19	02/22/19	JP	
Thallium	ND	1	3	mg/Kg	02/22/19	02/22/19	JP	
Vanadium	**44.7**	1	0.5	mg/Kg	02/22/19	02/22/19	JP	
Zinc	**114**	1	5	mg/Kg	02/22/19	02/22/19	JP	
Method: EPA 6010B *NELAC* Prep Method: STLC						QCBatchID:	QC1212144	
Lead	**2.85**	10	0.15	mg/L	03/08/19	03/08/19	KLN	
Method: EPA 7471A *NELAC* Prep Method: EPA 7471A						QCBatchID:	QC1211672	
Mercury	ND	1	0.14	mg/Kg	02/25/19	02/25/19	JP	
Method: EPA 8015M Prep Method: EPA 3580A						QCBatchID:	QC1211565	
TPH (C13 to C22)	ND	10	100	mg/Kg	02/21/19	02/21/19	DXN	
TPH (C23 to C44)	**160**	10	100	mg/Kg	02/21/19	02/21/19	DXN	
TPH (C6 to C12)	ND	10	100	mg/Kg	02/21/19	02/21/19	DXN	

Surrogate	*% Recovery*	*Limits*	*Notes*
Triacontane (SUR)	*111*	*50-150*	

Matrix:	Solid	**Client:**	Rincon Consultants - LA	**Collector:**	Client
Sampled:	02/20/2019 09:25	**Site:**			
Sample #:	**412666-006**	**Client Sample #:**	RB8-5	**Sample Type:**	

Analyte	Result	DF	RDL	Units	Prepared	Analyzed	By	Notes
Method: EPA 6010B *NELAC* Prep Method: EPA 3050B						QCBatchID:	QC1211621	
Antimony	ND	1	3	mg/Kg	02/22/19	02/22/19	JP	
Arsenic	ND	1	1	mg/Kg	02/22/19	02/22/19	JP	
Barium	**115**	1	1	mg/Kg	02/22/19	02/22/19	JP	
Beryllium	ND	1	0.5	mg/Kg	02/22/19	02/22/19	JP	
Cadmium	**0.66**	1	0.5	mg/Kg	02/22/19	02/22/19	JP	
Chromium	**14.4**	1	1	mg/Kg	02/22/19	02/22/19	JP	
Cobalt	**8.70**	1	0.5	mg/Kg	02/22/19	02/22/19	JP	
Copper	**20.8**	1	1	mg/Kg	02/22/19	02/22/19	JP	
Lead	**10.9**	1	1	mg/Kg	02/22/19	02/22/19	JP	
Molybdenum	**1.25**	1	1	mg/Kg	02/22/19	02/22/19	JP	
Nickel	**16.3**	1	1.5	mg/Kg	02/22/19	02/22/19	JP	
Selenium	ND	1	3	mg/Kg	02/22/19	02/22/19	JP	
Silver	ND	1	0.5	mg/Kg	02/22/19	02/22/19	JP	
Thallium	ND	1	3	mg/Kg	02/22/19	02/22/19	JP	
Vanadium	**36.0**	1	0.5	mg/Kg	02/22/19	02/22/19	JP	
Zinc	**68.7**	1	5	mg/Kg	02/22/19	02/22/19	JP	
Method: EPA 7471A *NELAC* Prep Method: EPA 7471A						QCBatchID:	QC1211672	
Mercury	**0.16**	1	0.14	mg/Kg	02/25/19	02/25/19	JP	
Method: EPA 8015M Prep Method: EPA 3580A						QCBatchID:	QC1211565	
TPH (C13 to C22)	ND	20	200	mg/Kg	02/21/19	02/21/19	DXN	
TPH (C23 to C44)	**350**	20	200	mg/Kg	02/21/19	02/21/19	DXN	
TPH (C6 to C12)	ND	20	200	mg/Kg	02/21/19	02/21/19	DXN	

Surrogate	*% Recovery*	*Limits*	*Notes*
Triacontane (SUR)	*117*	*50-150*	

Matrix:	Solid	**Client:**	Rincon Consultants - LA	**Collector:**	Client
Sampled:	02/20/2019 09:30	**Site:**			
Sample #:	**412666-007**	**Client Sample #:**	RB9-0.5	**Sample Type:**	

Analyte	Result	DF	RDL	Units	Prepared	Analyzed	By	Notes
Method: EPA 6010B *NELAC* Prep Method: EPA 3050B						QCBatchID:	QC1211621	
Antimony	ND	1	3	mg/Kg	02/22/19	02/22/19	JP	
Arsenic	ND	1	1	mg/Kg	02/22/19	02/22/19	JP	
Barium	**93.3**	1	1	mg/Kg	02/22/19	02/22/19	JP	
Beryllium	ND	1	0.5	mg/Kg	02/22/19	02/22/19	JP	
Cadmium	**2.29**	1	0.5	mg/Kg	02/22/19	02/22/19	JP	
Chromium	**15.3**	1	1	mg/Kg	02/22/19	02/22/19	JP	
Cobalt	**6.02**	1	0.5	mg/Kg	02/22/19	02/22/19	JP	
Copper	**29.2**	1	1	mg/Kg	02/22/19	02/22/19	JP	
Lead	**58.9**	1	1	mg/Kg	02/22/19	02/22/19	JP	
Molybdenum	**2.18**	1	1	mg/Kg	02/22/19	02/22/19	JP	
Nickel	**16.2**	1	1.5	mg/Kg	02/22/19	02/22/19	JP	
Selenium	ND	1	3	mg/Kg	02/22/19	02/22/19	JP	
Silver	ND	1	0.5	mg/Kg	02/22/19	02/22/19	JP	
Thallium	ND	1	3	mg/Kg	02/22/19	02/22/19	JP	
Vanadium	**33.0**	1	0.5	mg/Kg	02/22/19	02/22/19	JP	
Zinc	**76.9**	1	5	mg/Kg	02/22/19	02/22/19	JP	
Method: EPA 6010B *NELAC* Prep Method: STLC						QCBatchID:	QC1212144	
Lead	**7.07**	10	0.15	mg/L	03/08/19	03/08/19	KLN	
Method: EPA 7471A *NELAC* Prep Method: EPA 7471A						QCBatchID:	QC1211672	
Mercury	ND	1	0.14	mg/Kg	02/25/19	02/25/19	JP	
Method: EPA 8015M Prep Method: EPA 3580A						QCBatchID:	QC1211565	
TPH (C13 to C22)	ND	50	500	mg/Kg	02/21/19	02/21/19	DXN	
TPH (C23 to C44)	**10000**	50	500	mg/Kg	02/21/19	02/21/19	DXN	
TPH (C6 to C12)	ND	50	500	mg/Kg	02/21/19	02/21/19	DXN	

Surrogate	*% Recovery*	*Limits*	*Notes*	
Triacontane (SUR)	*00*	*50-150*	*S2*	*Matrix interference.*

Matrix:	Solid	**Client:**	Rincon Consultants - LA	**Collector:**	Client
Sampled:	02/20/2019 09:35	**Site:**			
Sample #:	**412666-008**	**Client Sample #:**	RB9-5	**Sample Type:**	

Analyte	Result	DF	RDL	Units	Prepared	Analyzed	By	Notes
Method: EPA 6010B *NELAC* Prep Method: EPA 3050B						QCBatchID:	QC1211621	
Antimony	ND	1	3	mg/Kg	02/22/19	02/22/19	JP	
Arsenic	ND	1	1	mg/Kg	02/22/19	02/22/19	JP	
Barium	**165**	1	1	mg/Kg	02/22/19	02/22/19	JP	
Beryllium	ND	1	0.5	mg/Kg	02/22/19	02/22/19	JP	
Cadmium	**0.99**	1	0.5	mg/Kg	02/22/19	02/22/19	JP	
Chromium	**19.7**	1	1	mg/Kg	02/22/19	02/22/19	JP	
Cobalt	**12.0**	1	0.5	mg/Kg	02/22/19	02/22/19	JP	
Copper	**23.1**	1	1	mg/Kg	02/22/19	02/22/19	JP	
Lead	**3.87**	1	1	mg/Kg	02/22/19	02/22/19	JP	
Molybdenum	**1.37**	1	1	mg/Kg	02/22/19	02/22/19	JP	
Nickel	**15.6**	1	1.5	mg/Kg	02/22/19	02/22/19	JP	
Selenium	ND	1	3	mg/Kg	02/22/19	02/22/19	JP	
Silver	ND	1	0.5	mg/Kg	02/22/19	02/22/19	JP	
Thallium	ND	1	3	mg/Kg	02/22/19	02/22/19	JP	
Vanadium	**48.2**	1	0.5	mg/Kg	02/22/19	02/22/19	JP	
Zinc	**63.0**	1	5	mg/Kg	02/22/19	02/22/19	JP	
Method: EPA 7471A *NELAC* Prep Method: EPA 7471A						QCBatchID:	QC1211672	
Mercury	ND	1	0.14	mg/Kg	02/25/19	02/25/19	JP	
Method: EPA 8015M Prep Method: EPA 3580A						QCBatchID:	QC1211565	
TPH (C13 to C22)	ND	1	10	mg/Kg	02/21/19	02/21/19	DXN	
TPH (C23 to C44)	ND	1	10	mg/Kg	02/21/19	02/21/19	DXN	
TPH (C6 to C12)	ND	1	10	mg/Kg	02/21/19	02/21/19	DXN	

Surrogate	*% Recovery*	*Limits*	*Notes*
Triacontane (SUR)	*116*	*50-150*	

Matrix:	Solid	**Client:**	Rincon Consultants - LA	**Collector:**	Client
Sampled:	02/20/2019 09:40	**Site:**			
Sample #:	**412666-009**	**Client Sample #:**	RB10-0.5	**Sample Type:**	

Analyte	Result	DF	RDL	Units	Prepared	Analyzed	By	Notes
Method: EPA 6010B *NELAC* Prep Method: EPA 3050B						QCBatchID:	QC1211621	
Antimony	ND	1	3	mg/Kg	02/22/19	02/22/19	JP	
Arsenic	ND	1	1	mg/Kg	02/22/19	02/22/19	JP	
Barium	**142**	1	1	mg/Kg	02/22/19	02/22/19	JP	
Beryllium	ND	1	0.5	mg/Kg	02/22/19	02/22/19	JP	
Cadmium	**0.99**	1	0.5	mg/Kg	02/22/19	02/22/19	JP	
Chromium	**20.6**	1	1	mg/Kg	02/22/19	02/22/19	JP	
Cobalt	**11.5**	1	0.5	mg/Kg	02/22/19	02/22/19	JP	
Copper	**26.6**	1	1	mg/Kg	02/22/19	02/22/19	JP	
Lead	**13.8**	1	1	mg/Kg	02/22/19	02/22/19	JP	
Molybdenum	ND	1	1	mg/Kg	02/22/19	02/22/19	JP	
Nickel	**16.3**	1	1.5	mg/Kg	02/22/19	02/22/19	JP	
Selenium	ND	1	3	mg/Kg	02/22/19	02/22/19	JP	
Silver	ND	1	0.5	mg/Kg	02/22/19	02/22/19	JP	
Thallium	ND	1	3	mg/Kg	02/22/19	02/22/19	JP	
Vanadium	**47.4**	1	0.5	mg/Kg	02/22/19	02/22/19	JP	
Zinc	**84.0**	1	5	mg/Kg	02/22/19	02/22/19	JP	
Method: EPA 7471A *NELAC* Prep Method: EPA 7471A						QCBatchID:	QC1211672	
Mercury	ND	1	0.14	mg/Kg	02/25/19	02/25/19	JP	
Method: EPA 8015M Prep Method: EPA 3580A						QCBatchID:	QC1211565	
TPH (C13 to C22)	ND	10	100	mg/Kg	02/21/19	02/21/19	DXN	
TPH (C23 to C44)	**320**	10	100	mg/Kg	02/21/19	02/21/19	DXN	
TPH (C6 to C12)	ND	10	100	mg/Kg	02/21/19	02/21/19	DXN	

Surrogate	*% Recovery*	*Limits*	*Notes*
Triacontane (SUR)	*126*	*50-150*	

Matrix:	Solid	**Client:**	Rincon Consultants - LA	**Collector:**	Client
Sampled:	02/20/2019 09:45	**Site:**			
Sample #:	**412666-010**	**Client Sample #:**	RB10-5	**Sample Type:**	

Analyte	Result	DF	RDL	Units	Prepared	Analyzed	By	Notes
Method: EPA 6010B *NELAC* Prep Method: EPA 3050B						QCBatchID:	QC1211621	
Antimony	ND	1	3	mg/Kg	02/22/19	02/22/19	JP	
Arsenic	ND	1	1	mg/Kg	02/22/19	02/22/19	JP	
Barium	**185**	1	1	mg/Kg	02/22/19	02/22/19	JP	
Beryllium	ND	1	0.5	mg/Kg	02/22/19	02/22/19	JP	
Cadmium	**0.99**	1	0.5	mg/Kg	02/22/19	02/22/19	JP	
Chromium	**20.7**	1	1	mg/Kg	02/22/19	02/22/19	JP	
Cobalt	**12.1**	1	0.5	mg/Kg	02/22/19	02/22/19	JP	
Copper	**24.4**	1	1	mg/Kg	02/22/19	02/22/19	JP	
Lead	**2.81**	1	1	mg/Kg	02/22/19	02/22/19	JP	
Molybdenum	ND	1	1	mg/Kg	02/22/19	02/22/19	JP	
Nickel	**16.6**	1	1.5	mg/Kg	02/22/19	02/22/19	JP	
Selenium	ND	1	3	mg/Kg	02/22/19	02/22/19	JP	
Silver	ND	1	0.5	mg/Kg	02/22/19	02/22/19	JP	
Thallium	ND	1	3	mg/Kg	02/22/19	02/22/19	JP	
Vanadium	**45.5**	1	0.5	mg/Kg	02/22/19	02/22/19	JP	
Zinc	**66.7**	1	5	mg/Kg	02/22/19	02/22/19	JP	
Method: EPA 7471A *NELAC* Prep Method: EPA 7471A						QCBatchID:	QC1211672	
Mercury	ND	1	0.14	mg/Kg	02/25/19	02/25/19	JP	
Method: EPA 8015M Prep Method: EPA 3580A						QCBatchID:	QC1211565	
TPH (C13 to C22)	ND	1	10	mg/Kg	02/21/19	02/21/19	DXN	
TPH (C23 to C44)	**10**	1	10	mg/Kg	02/21/19	02/21/19	DXN	
TPH (C6 to C12)	ND	1	10	mg/Kg	02/21/19	02/21/19	DXN	

Surrogate	*% Recovery*	*Limits*	*Notes*
Triacontane (SUR)	*108*	*50-150*	

QCBatchID: QC1211565	Analyst: DNguyen	Method: EPA 8015M
Matrix: Solid	Analyzed: 02/21/2019	Instrument: SVOA-GC (group)

Blank Summary

Analyte	Blank Result	Units		RDL	Notes
QC1211565MB1					
TPH (C10 to C28)	ND	mg/Kg		10	
TPH (C13 to C22)	ND	mg/Kg		10	
TPH (C23 to C44)	ND	mg/Kg		10	
TPH (C28 to C40)	ND	mg/Kg		10	
TPH (C6 to C12)	ND	mg/Kg		10	
TPH (C8 to C10)	ND	mg/Kg		10	

Lab Control Spike/ Lab Control Spike Duplicate Summary

Analyte	Spike Amount LCS	Spike Amount LCSD	Spike Result LCS	Spike Result LCSD	Units	Recoveries LCS	Recoveries LCSD	RPD	Limits %Rec	Limits RPD	Notes
QC1211565LCS1											
TPH (C10 to C28)	250		200		mg/Kg	80			60-133		

Matrix Spike/Matrix Spike Duplicate Summary

Analyte	Sample Amount	Spike Amount MS	Spike Amount MSD	Spike Result MS	Spike Result MSD	Units	Recoveries MS	Recoveries MSD	RPD	Limits %Rec	Limits RPD	Notes
QC1211565MS1, QC1211565MSD1												**Source: 412666-001**
TPH (C10 to C28)	ND	250	250	240	200	mg/Kg	96	80	18.2	70-130	20	

QCBatchID: QC1211621	Analyst: dswafford	Method: EPA 6010B
Matrix: Solid	Analyzed: 02/22/2019	Instrument: AAICP (group)

Blank Summary

Analyte	Blank Result	Units		RDL	Notes
QC1211621MB1					
Antimony	ND	mg/Kg		3	
Arsenic	ND	mg/Kg		1	
Barium	ND	mg/Kg		1	
Beryllium	ND	mg/Kg		0.5	
Cadmium	ND	mg/Kg		0.5	
Chromium	ND	mg/Kg		1	
Cobalt	ND	mg/Kg		0.5	
Copper	ND	mg/Kg		1	
Lead	ND	mg/Kg		1	
Molybdenum	ND	mg/Kg		1	
Nickel	ND	mg/Kg		1.5	
Selenium	ND	mg/Kg		3	
Silver	ND	mg/Kg		0.5	
Thallium	ND	mg/Kg		3	
Vanadium	ND	mg/Kg		0.5	
Zinc	ND	mg/Kg		5	

Lab Control Spike/ Lab Control Spike Duplicate Summary

Analyte	Spike Amount LCS	Spike Amount LCSD	Spike Result LCS	Spike Result LCSD	Units	Recoveries LCS	Recoveries LCSD	RPD	Limits %Rec	Limits RPD	Notes
QC1211621LCS1											
Antimony	100		90.0		mg/Kg	90			80-120		
Arsenic	100		92.8		mg/Kg	93			80-120		
Barium	100		96.8		mg/Kg	97			80-120		
Beryllium	100		100		mg/Kg	100			80-120		
Cadmium	100		85.1		mg/Kg	85			80-120		
Chromium	100		97.8		mg/Kg	98			80-120		
Cobalt	100		94.0		mg/Kg	94			80-120		
Copper	100		104		mg/Kg	104			80-120		
Lead	100		90.3		mg/Kg	90			80-120		
Molybdenum	100		98.1		mg/Kg	98			80-120		
Nickel	100		91.7		mg/Kg	92			80-120		
Selenium	100		85.8		mg/Kg	86			80-120		
Silver	100		100		mg/Kg	100			80-120		
Thallium	100		90.8		mg/Kg	91			80-120		
Vanadium	100		105		mg/Kg	105			80-120		
Zinc	100		106		mg/Kg	106			80-120		

Matrix Spike/Matrix Spike Duplicate Summary

Analyte	Sample Amount	Spike Amount MS	Spike Amount MSD	Spike Result MS	Spike Result MSD	Units	Recoveries MS	Recoveries MSD	RPD	Limits %Rec	Limits RPD	Notes
QC1211621MS1, QC1211621MSD1												**Source: 412677-006**
Antimony	ND	100	100	57.2	50.7	mg/Kg	57	51	12.0	75-125	20	M
Arsenic	ND	100	100	93.3	89.3	mg/Kg	93	89	4.4	75-125	20	
Barium	19.8	100	100	120	120	mg/Kg	100	100	0.0	75-125	20	
Beryllium	ND	100	100	102	104	mg/Kg	102	104	1.9	75-125	20	
Cadmium	1.54	100	100	106	104	mg/Kg	104	102	1.9	75-125	20	
Chromium	6.81	100	100	111	108	mg/Kg	104	101	2.7	75-125	20	
Cobalt	2.31	100	100	99.2	97.8	mg/Kg	97	95	1.4	75-125	20	
Copper	3.64	100	100	112	109	mg/Kg	108	105	2.7	75-125	20	
Lead	1.85	100	100	92.2	91.1	mg/Kg	90	89	1.2	75-125	20	
Molybdenum	ND	100	100	102	101	mg/Kg	102	101	1.0	75-125	20	

QCBatchID: QC1211621	Analyst: dswafford	Method: EPA 6010B
Matrix: Solid	Analyzed: 02/22/2019	Instrument: AAICP (group)

Analyte	Sample Amount	Spike Amount MS	Spike Amount MSD	Spike Result MS	Spike Result MSD	Units	Recoveries MS	Recoveries MSD	RPD	Limits %Rec	Limits RPD	Notes
QC1211621MS1, QC1211621MSD1												**Source: 412677-006**
Nickel	4.40	100	100	120	118	mg/Kg	116	114	1.7	75-125	20	
Selenium	1.42	100	100	108	111	mg/Kg	107	110	2.7	75-125	20	
Silver	ND	100	100	104	101	mg/Kg	104	101	2.9	75-125	20	
Thallium	ND	100	100	105	107	mg/Kg	105	107	1.9	75-125	20	
Vanadium	19.8	100	100	131	130	mg/Kg	111	110	0.8	75-125	20	
Zinc	17.9	100	100	126	126	mg/Kg	108	108	0.0	75-125	20	

QCBatchID:	**QC1211672**	**Analyst:**	JParedes	**Method:**	EPA 7471A
Matrix:	Solid	**Analyzed:**	02/25/2019	**Instrument:**	AAICP-HG1

Blank Summary

Analyte	Blank Result	Units		RDL	Notes
QC1211672MB1					
Mercury	ND	mg/Kg		0.14	

Lab Control Spike/ Lab Control Spike Duplicate Summary

Analyte	Spike Amount LCS	Spike Amount LCSD	Spike Result LCS	Spike Result LCSD	Units	Recoveries LCS	Recoveries LCSD	RPD	Limits %Rec	Limits RPD	Notes
QC1211672LCS1											
Mercury	0.83		0.78		mg/Kg	94			80-120		

Matrix Spike/Matrix Spike Duplicate Summary

Analyte	Sample Amount	Spike Amount MS	Spike Amount MSD	Spike Result MS	Spike Result MSD	Units	Recoveries MS	Recoveries MSD	RPD	Limits %Rec	Limits RPD	Notes
QC1211672MS1, QC1211672MSD1												**Source: 412677-006**
Mercury	ND	0.83	0.83	0.79	0.80	mg/Kg	95	96	1.3	75-125	20	

QCBatchID:	**QC1212144**	**Analyst:**	dswafford	**Method:**	EPA 6010B
Matrix:	Solid	**Analyzed:**	03/08/2019	**Instrument:**	AAICP (group)

Blank Summary

Analyte	Blank Result	Units		RDL	Notes
QC1212144MB1					
Lead	ND	mg/L		0.015	

Lab Control Spike/ Lab Control Spike Duplicate Summary

Analyte	Spike Amount		Spike Result		Units	Recoveries		RPD	Limits		Notes
	LCS	LCSD	LCS	LCSD		LCS	LCSD		%Rec	RPD	
QC1212144LCS1, QC1212144LCSD1											
Lead	20	20	18.4	18.6	mg/L	92	93	1	80-120	20	

Data Qualifiers and Definitions

Qualifiers

A	See Report Comments.
B	Analyte was present in an associated method blank.
B1	Analyte was present in a sample and associated method blank greater than MDL but less than RDL.
BQ1	No valid test replicates. Sample Toxicity is possible. Best result was reported.
BQ2	No valid test replicates.
BQ3	No valid test replicates. Final DO is less than 1.0 mg/L. Result may be greater.
BQ4	Minor Dissolved Oxygen loss was observed in the blank water check, however, the LCS was within criteria, validating the batch.
BQ5	Minor Dissolved Oxygen loss was observed in the blank water check.
C	Possible laboratory contamination.
D	RPD was not within control limits. The sample data was reported without further clarification.
D1	Lesser amount of sample was used due to insufficient amount of sample supplied.
D2	Reporting limit is elevated due to sample matrix. Target analyte was not detected above the elevated reporting limit.
D3	Insufficient sample was supplied for TCLP. Client was notified. TCLP was performed per the Client's instructions.
DW	Sample result is calculated on a dry weigh basis.
E	Concentration is estimated because it exceeds the quantification limits of the method.
I	The sample was read outside of the method required incubation period.
IR	Inconclusive Result. Legionella is present, however, there is possible non-specific agglutination preventing specific identification.
J	Reported value is estimated
L	The laboratory control sample (LCS) or laboratory control sample duplicate (LCSD) was out of control limits. Associated sample data was reported with qualifier.
L2	LCS did not meet recovery criteria, however, the MS and/or MSD met LCS recovery criteria, validating the batch.
M	The matrix spike (MS) or matrix spike duplicate (MSD) was not within control limits due to matrix interference. The associated LCS and/or LCSD was within control limits and the sample data was reported without further clarification.
M1	The matrix spike (MS) or matrix spike duplicate (MSD) is not within control limits due to matrix interference.
M2	The matrix spike (MS) or matrix spike duplicate (MSD) was not within control limits. The associated LCS and/or LCSD was not within control limits. Sample result is estimated.
N1	Sample chromatography does not match the specified TPH standard pattern.
NC	The analyte concentration in the sample exceeded the spike level by a factor of four or greater, spike recovery and limits do not apply.
P	Sample was received without proper preservation according to EPA guidelines.
P1	Temperature of sample storage refrigerator was out of acceptance limits.
P2	The sample was preserved within 24 hours of collection in accordance with EPA 218.6.
P3	Per Client request, sample was composited for volatile analysis. Sample compositing for volatile analysis is not recommended due to potential loss of target analytes. Results may be biased low.
Q1	Analyte Calibration Verification exceeds criteria. The result is estimated.
Q2	Analyte calibration was not verified and the result was estimated.
Q3	Analyte initial calibration was not available or exceeds criteria. The result was estimated.
S	The surrogate recovery was out of control limits due to matrix interference. The associated method blank surrogate recovery was within control limits and the sample data was reported without further clarification.
S1	The associated surrogate recovery was out of control limits; result is estimated.
S2	The surrogate was diluted out due to the presence of high concentrations of target and/or non-target compounds. Surrogate recoveries in the associated batch QC met recovery criteria.
S3	Internal Standard did not meet recovery limits. Analyte concentration is estimated.
T	Sample was extracted/analyzed past the holding time.
T1	Reanalysis was reported past hold time due to failing replicates in the original analysis (BOD only).
T2	Sample was analyzed ASAP but received and analyzed past the 15 minute holding time.
T3	Sample received and analyzed out of hold time per client's request.
T4	Sample was analyzed out of hold time per client's request.
T5	Reanalysis was reported past hold time. The original analysis was within hold time, but not reportable.
T6	Hold time is indeterminable due to unspecified sampling time.
T7	Sample was analyzed past hold time due to insufficient time remaining at time of receipt.

Definitions

DF	Dilution Factor
MDL	Method Detection Limit. Result is reported ND when it is less than or equal to MDL.
ND	Analyte was not detected or was less than the detection limit.
NR	Not Reported. See Report Comments.
RDL	Reporting Detection Limit
TIC	Tentatively Identified Compounds

For Enthalpy Analytics

~~AMERICAN SCIENTIFIC LABORATORIES, LLC~~

Environmental Testing Services

2520 N. San Fernando Road, LA, CA 90065 Tel: (323) 223-9700 • Fax: (323) 223-9500

COC# 83032 GLOBAL ID _____ E REPORT: ☐ PDF ☐ EDF ☐ EDD ASL JOB# 412666

Company: Rincon Consultants		Report To: Devin Cheyne	ANALYSIS REQUESTED
Address: 250 E 1st Street	Project Name: South Gate	Address:	
Los Angeles, CA	Site Address:	Invoice To:	
Telephone: Fax:		Address:	
Special Instruction:	Project ID: 17-03990		
E-mail: dcheyne@rinconconsultants.com	Project Manager:	P.O.#:	

ITEM	LAB USE ONLY Lab ID	SAMPLE DESCRIPTION Sample ID	Date	Time	Container(s) #	Type	Matrix	Preservation	8015M-G,D,O	17 CCR Metals-6000-7000	Remarks
1		RB6-0.5	2-20-19	0900	1		Soil		X	X	
2		RB6-5		0905	1				X	X	
3		RB7-0.5		0910	1				X	X	
4		RB7-5		0915	1				X	X	
5		RB8-0.5		0920	1				X	X	
6		RB8-5		0925	1				X	X	
7		RB9-0.5		0930	1				X	X	
8		RB9-5		0935	1				X	X	
9		RB10-0.5		0940	1				X	X	
10		RB10-5		0945	1				X	X	

Collected By: Devin Cheyne	Date 2-20-19 Time 090	Relinquished By: Kevin Ngy	Date 2/20/19 Time 1500
Relinquished By: DCheyne	Date 2-20-19 Time 1330	Received For Laboratory [signature]	Date 2/20/19 Time ~~1330~~ 1500
Received By: Kevin	Date 2/20/19 Time 1330	Condition of Sample:	

TAT ☒ Normal ☐ Rush

CHAIN OF CUSTODY RECORD

White - Report, Yellow - Laboratory, Pink - Client

ENTHALPY ANALYTICAL

SAMPLE ACCEPTANCE CHECKLIST

Section 1

Client: Rincon Consultants Project: South Gate

Date Received: 2/20/19 Sampler's Name Present: ☑ Yes ☐ No

Section 2

Sample(s) received in a cooler? ☑ Yes, How many? 1 ☐ No (skip section 2) Sample Temp (°C) (No Cooler): _____

Sample Temp (°C), One from each cooler: #1: 4.5 #2: _____ #3: _____ #4: _____

(Acceptance range is < 6°C but not frozen (for Microbiology samples, acceptance range is < 10°C but not frozen). It is acceptable for samples collected the same day as sample receipt to have a higher temperature as long as there is evidence that cooling has begun.)

Shipping Information: _____

Section 3

Was the cooler packed with: ☑ Ice ☐ Ice Packs ☐ Bubble Wrap ☐ Styrofoam ☐ Paper ☐ None ☐ Other _____

Cooler Temp (°C): #1: 3.0 #2: _____ #3: _____ #4: _____

Section 4	YES	NO	N/A
Was a COC received?	✓		
Are sample IDs present?	✓		
Are sampling dates & times present?	✓		
Is a relinquished signature present?	✓		
Are the tests required clearly indicated on the COC?	✓		
Are custody seals present?		✓	
If custody seals are present, were they intact?			✓
Are all samples sealed in plastic bags? (Recommended for Microbiology samples)	✓		
Did all samples arrive intact? If no, indicate in Section 4 below.	✓		
Did all bottle labels agree with COC? (ID, dates and times)	✓		
Were the samples collected in the correct containers for the required tests?	✓		
Are the containers labeled with the correct preservatives?	✓		
Is there headspace in the VOA vials greater than 5-6 mm in diameter?			✓
Was a sufficient amount of sample submitted for the requested tests?	✓		

Section 5 Explanations/Comments

Section 6

For discrepancies, how was the Project Manager notified? ☐ Verbal PM Initials: _____ Date/Time _____

☐ Email (email sent to/on): _____ / _____

Project Manager's response:

Completed By: [signature] Date: 2/20/19

Enthalpy Analytical, LLC

931 W. Barkley Ave - Orange, CA 92868
Tel: (714)771-6900 Fax: (714)538-1209
www.enthalpy.com
info-sc@enthalpy.com

MONTROSE ENVIRONMENTAL

Client:	Rincon Consultants - LA	Lab Request:	414492
Address:	250 E. 1st Street Suite 1400 Los Angeles, CA 90012	Report Date:	05/14/2019
		Date Received:	04/19/2019
		Client ID:	15729
Attn:	Devin Cheyne		

Comments: South Gate
#17-03990

Supplemental Report 2 - Change order data requested on 04/29/19 and 05/08/19 are now included.

This laboratory request covers the following listed samples which were analyzed for the parameters indicated on the attached Analytical Result Report. All analyses were conducted using the appropriate methods. Methods accredited by NELAC are indicated on the report. This cover letter is an integral part of the final report.

Sample #	Client Sample ID
414492-001	RB7-N1-1
414492-002	RB7-N1-3
414492-003	RB7-N1-5
414492-004	RB7-N2-1
414492-005	RB7-N2-3
414492-006	RB7-N2-5
414492-007	RB7-S1-1
414492-008	RB7-S1-3
414492-009	RB7-S1-5
414492-010	RB7-S2-1
414492-011	RB7-S2-3
414492-012	RB7-S2-5
414492-013	RB9-N1-1
414492-014	RB9-N1-3
414492-015	RB9-N1-5
414492-016	RB9-N2-1
414492-017	RB9-N2-3
414492-018	RB9-N2-5
414492-019	RB9-S1-1
414492-020	RB9-S1-3
414492-021	RB9-S1-5
414492-022	RB9-S2-1
414492-023	RB9-S2-3
414492-024	RB9-S2-5

Thank you for the opportunity to be of service to your company. Please feel free to call if there are any questions regarding this report or if we can be of further service.

Ranjit K. Clarke

Report Review performed by: Ranjit Clarke, Project Manager

NOTE: Unless notified in writing, all samples will be discarded by appropriate disposal protocol 45 days from date received.

The reports of the Enthalpy Analytical, Inc. are confidential property of our clients and may not be reproduced or used for publication in part or in full without our written permission. This is for the mutual protection of the public, our clients, and ourselves.

ACCREDITED IN ACCORDANCE WITH nelac

Matrix:	Solid	**Client:**	Rincon Consultants - LA	**Collector:**	Client
Sampled:	04/18/2019 08:00	**Site:**			
Sample #:	**414492-001**	**Client Sample #:**	RB7-N1-1	**Sample Type:**	

Analyte	Result	DF	RDL	Units	Prepared	Analyzed	By	Notes
Method: EPA 6010B *NELAC* Prep Method: EPA 3050B						QCBatchID:	QC1201202	
Antimony	ND	1	3	mg/Kg	04/22/19	04/23/19	KLN	
Arsenic	**3.76**	1	1	mg/Kg	04/22/19	04/23/19	KLN	
Barium	**210**	1	1	mg/Kg	04/22/19	04/23/19	KLN	
Beryllium	ND	1	0.5	mg/Kg	04/22/19	04/23/19	KLN	
Cadmium	**0.73**	1	0.5	mg/Kg	04/22/19	04/23/19	KLN	
Chromium	**24.7**	1	1	mg/Kg	04/22/19	04/23/19	KLN	
Cobalt	**15.3**	1	0.5	mg/Kg	04/22/19	04/23/19	KLN	
Copper	**27.4**	1	1	mg/Kg	04/22/19	04/23/19	KLN	
Lead	**7.42**	1	1	mg/Kg	04/22/19	04/23/19	KLN	
Molybdenum	ND	1	1	mg/Kg	04/22/19	04/23/19	KLN	
Nickel	**16.8**	1	1.5	mg/Kg	04/22/19	04/23/19	KLN	
Selenium	ND	1	3	mg/Kg	04/22/19	04/23/19	KLN	
Silver	ND	1	0.5	mg/Kg	04/22/19	04/23/19	KLN	
Thallium	**7.04**	1	3	mg/Kg	04/22/19	04/23/19	KLN	
Vanadium	**49.8**	1	0.5	mg/Kg	04/22/19	04/23/19	KLN	
Zinc	**75.6**	1	5	mg/Kg	04/22/19	04/23/19	KLN	
Method: EPA 7471A *NELAC* Prep Method: EPA 7471A						QCBatchID:	QC1201231	
Mercury	ND	1	0.14	mg/Kg	04/23/19	04/23/19	JP	
Method: EPA 8015B *NELAC* Prep Method: EPA 3545						QCBatchID:	QC1201272	
TPH Diesel	ND	1	3	mg/Kg	04/24/19	04/25/19	DXN	B
TPH Motor Oil	ND	1	5	mg/Kg	04/24/19	04/25/19	DXN	

Surrogate	*% Recovery*	*Limits*	*Notes*
Triacontane (SUR)	*62*	*50-150*	

Method: EPA 8015B *NELAC* Prep Method: EPA 5030						QCBatchID:	QC1201050	
TPH Gasoline	ND	1	3	mg/Kg		04/22/19	EW	

Surrogate	*% Recovery*	*Limits*	*Notes*
4-Bromofluorobenzene (SUR)	*95*	*60-140*	

Matrix:	Solid	**Client:**	Rincon Consultants - LA	**Collector:**	Client
Sampled:	04/18/2019 08:05	**Site:**			
Sample #:	**414492-002**	**Client Sample #:**	RB7-N1-3	**Sample Type:**	

Analyte	Result	DF	RDL	Units	Prepared	Analyzed	By	Notes
Method: EPA 6010B *NELAC*	Prep Method: EPA 3050B					QCBatchID:	QC1201202	
Antimony	ND	1	3	mg/Kg	04/22/19	04/23/19	KLN	
Arsenic	ND	1	1	mg/Kg	04/22/19	04/23/19	KLN	
Barium	**71.2**	1	1	mg/Kg	04/22/19	04/23/19	KLN	
Beryllium	ND	1	0.5	mg/Kg	04/22/19	04/23/19	KLN	
Cadmium	ND	1	0.5	mg/Kg	04/22/19	04/23/19	KLN	
Chromium	**12.0**	1	1	mg/Kg	04/22/19	04/23/19	KLN	
Cobalt	**8.06**	1	0.5	mg/Kg	04/22/19	04/23/19	KLN	
Copper	**9.37**	1	1	mg/Kg	04/22/19	04/23/19	KLN	
Lead	**2.87**	1	1	mg/Kg	04/22/19	04/23/19	KLN	
Molybdenum	ND	1	1	mg/Kg	04/22/19	04/23/19	KLN	
Nickel	**7.38**	1	1.5	mg/Kg	04/22/19	04/23/19	KLN	
Selenium	ND	1	3	mg/Kg	04/22/19	04/23/19	KLN	
Silver	ND	1	0.5	mg/Kg	04/22/19	04/23/19	KLN	
Thallium	**4.29**	1	3	mg/Kg	04/22/19	04/23/19	KLN	
Vanadium	**32.1**	1	0.5	mg/Kg	04/22/19	04/23/19	KLN	
Zinc	**34.6**	1	5	mg/Kg	04/22/19	04/23/19	KLN	
Method: EPA 7471A *NELAC*	Prep Method: EPA 7471A					QCBatchID:	QC1201231	
Mercury	ND	1	0.14	mg/Kg	04/23/19	04/23/19	JP	
Method: EPA 8015B *NELAC*	Prep Method: EPA 3545					QCBatchID:	QC1201272	
TPH Diesel	ND	1	3	mg/Kg	04/24/19	04/25/19	DXN	B
TPH Motor Oil	ND	1	5	mg/Kg	04/24/19	04/25/19	DXN	

Surrogate	*% Recovery*	*Limits*	*Notes*
Triacontane (SUR)	*55*	*50-150*	

Analyte	Result	DF	RDL	Units	Prepared	Analyzed	By	Notes
Method: EPA 8015B *NELAC*	Prep Method: EPA 5030					QCBatchID:	QC1201050	
TPH Gasoline	ND	1	3	mg/Kg		04/23/19	EW	

Surrogate	*% Recovery*	*Limits*	*Notes*
4-Bromofluorobenzene (SUR)	*95*	*60-140*	

Matrix:	Solid	**Client:**	Rincon Consultants - LA	**Collector:**	Client
Sampled:	04/18/2019 08:10	**Site:**			
Sample #:	**414492-003**	**Client Sample #:**	RB7-N1-5	**Sample Type:**	

Analyte	Result	DF	RDL	Units	Prepared	Analyzed	By	Notes
Method:	Prep Method:					QCBatchID:		
N/A	**N/A**	1						

Matrix:	Solid	**Client:**	Rincon Consultants - LA	**Collector:**	Client
Sampled:	04/18/2019 08:15	**Site:**			
Sample #:	**414492-004**	**Client Sample #:**	RB7-N2-1	**Sample Type:**	

Analyte	Result	DF	RDL	Units	Prepared	Analyzed	By	Notes
Method:	Prep Method:					QCBatchID:		
N/A	**N/A**	1						

Matrix:	Solid	**Client:**	Rincon Consultants - LA	**Collector:**	Client
Sampled:	04/18/2019 08:20	**Site:**			
Sample #:	**414492-005**	**Client Sample #:**	RB7-N2-3	**Sample Type:**	

Analyte	Result	DF	RDL	Units	Prepared	Analyzed	By	Notes
Method:	Prep Method:					QCBatchID:		
N/A	**N/A**	1						

Matrix:	Solid	**Client:**	Rincon Consultants - LA	**Collector:**	Client
Sampled:	04/18/2019 08:25	**Site:**			
Sample #:	**414492-006**	**Client Sample #:**	RB7-N2-5	**Sample Type:**	

Analyte	Result	DF	RDL	Units	Prepared	Analyzed	By	Notes
Method:	Prep Method:					QCBatchID:		
N/A	**N/A**	1						

Matrix:	Solid	**Client:**	Rincon Consultants - LA	**Collector:**	Client
Sampled:	04/18/2019 08:30	**Site:**			
Sample #:	**414492-007**	**Client Sample #:**	RB7-S1-1	**Sample Type:**	

Analyte	Result	DF	RDL	Units	Prepared	Analyzed	By	Notes
Method: EPA 6010B *NELAC*	Prep Method: EPA 3050B					QCBatchID:	QC1201202	
Antimony	ND	1	3	mg/Kg	04/22/19	04/23/19	KLN	
Arsenic	**2.95**	1	1	mg/Kg	04/22/19	04/23/19	KLN	
Barium	**249**	1	1	mg/Kg	04/22/19	04/23/19	KLN	
Beryllium	ND	1	0.5	mg/Kg	04/22/19	04/23/19	KLN	
Cadmium	**0.92**	1	0.5	mg/Kg	04/22/19	04/23/19	KLN	
Chromium	**25.4**	1	1	mg/Kg	04/22/19	04/23/19	KLN	
Cobalt	**13.9**	1	0.5	mg/Kg	04/22/19	04/23/19	KLN	
Copper	**40.6**	1	1	mg/Kg	04/22/19	04/23/19	KLN	
Lead	**102**	1	1	mg/Kg	04/22/19	04/23/19	KLN	
Molybdenum	ND	1	1	mg/Kg	04/22/19	04/23/19	KLN	
Nickel	**17.3**	1	1.5	mg/Kg	04/22/19	04/23/19	KLN	
Selenium	ND	1	3	mg/Kg	04/22/19	04/23/19	KLN	
Silver	ND	1	0.5	mg/Kg	04/22/19	04/23/19	KLN	
Thallium	**5.81**	1	3	mg/Kg	04/22/19	04/23/19	KLN	
Vanadium	**52.0**	1	0.5	mg/Kg	04/22/19	04/23/19	KLN	
Zinc	**162**	1	5	mg/Kg	04/22/19	04/23/19	KLN	
Method: EPA 7471A *NELAC*	Prep Method: EPA 7471A					QCBatchID:	QC1201231	
Mercury	ND	1	0.14	mg/Kg	04/23/19	04/23/19	JP	
Method: EPA 8015B *NELAC*	Prep Method: EPA 3545					QCBatchID:	QC1201272	
TPH Diesel	ND	25	75	mg/Kg	04/24/19	04/25/19	DXN	B
TPH Motor Oil	ND	25	125	mg/Kg	04/24/19	04/25/19	DXN	

Surrogate	*% Recovery*	*Limits*	*Notes*	
Triacontane (SUR)	*00*	*50-150*	*S*	*Surrogate has been diluted out.*

Analyte	Result	DF	RDL	Units	Prepared	Analyzed	By	Notes
Method: EPA 8015B *NELAC*	Prep Method: EPA 5030					QCBatchID:	QC1201050	
TPH Gasoline	ND	1	3	mg/Kg		04/23/19	EW	

Surrogate	*% Recovery*	*Limits*	*Notes*
4-Bromofluorobenzene (SUR)	*95*	*60-140*	

Matrix:	Solid	**Client:**	Rincon Consultants - LA	**Collector:**	Client
Sampled:	04/18/2019 08:35	**Site:**			
Sample #:	**414492-008**	**Client Sample #:**	RB7-S1-3	**Sample Type:**	

Analyte	Result	DF	RDL	Units	Prepared	Analyzed	By	Notes
Method: EPA 6010B *NELAC*	Prep Method: EPA 3050B					QCBatchID:	QC1201202	
Antimony	ND	1	3	mg/Kg	04/22/19	04/23/19	KLN	
Arsenic	**3.31**	1	1	mg/Kg	04/22/19	04/23/19	KLN	
Barium	**166**	1	1	mg/Kg	04/22/19	04/23/19	KLN	
Beryllium	ND	1	0.5	mg/Kg	04/22/19	04/23/19	KLN	
Cadmium	**0.72**	1	0.5	mg/Kg	04/22/19	04/23/19	KLN	
Chromium	**23.0**	1	1	mg/Kg	04/22/19	04/23/19	KLN	
Cobalt	**14.4**	1	0.5	mg/Kg	04/22/19	04/23/19	KLN	
Copper	**26.5**	1	1	mg/Kg	04/22/19	04/23/19	KLN	
Lead	**5.38**	1	1	mg/Kg	04/22/19	04/23/19	KLN	
Molybdenum	**1.02**	1	1	mg/Kg	04/22/19	04/23/19	KLN	
Nickel	**15.7**	1	1.5	mg/Kg	04/22/19	04/23/19	KLN	
Selenium	ND	1	3	mg/Kg	04/22/19	04/23/19	KLN	
Silver	ND	1	0.5	mg/Kg	04/22/19	04/23/19	KLN	
Thallium	**6.82**	1	3	mg/Kg	04/22/19	04/23/19	KLN	
Vanadium	**46.2**	1	0.5	mg/Kg	04/22/19	04/23/19	KLN	
Zinc	**60.9**	1	5	mg/Kg	04/22/19	04/23/19	KLN	
Method: EPA 7471A *NELAC*	Prep Method: EPA 7471A					QCBatchID:	QC1201231	
Mercury	ND	1	0.14	mg/Kg	04/23/19	04/23/19	JP	
Method: EPA 8015B *NELAC*	Prep Method: EPA 3545					QCBatchID:	QC1201272	
TPH Diesel	ND	1	3	mg/Kg	04/24/19	04/25/19	DXN	B
TPH Motor Oil	ND	1	5	mg/Kg	04/24/19	04/25/19	DXN	

Surrogate	*% Recovery*	*Limits*	*Notes*
Triacontane (SUR)	*60*	*50-150*	

Analyte	Result	DF	RDL	Units	Prepared	Analyzed	By	Notes
Method: EPA 8015B *NELAC*	Prep Method: EPA 5030					QCBatchID:	QC1201050	
TPH Gasoline	ND	1	3	mg/Kg		04/23/19	EW	

Surrogate	*% Recovery*	*Limits*	*Notes*
4-Bromofluorobenzene (SUR)	*100*	*60-140*	

Matrix:	Solid	**Client:**	Rincon Consultants - LA	**Collector:**	Client
Sampled:	04/18/2019 08:40	**Site:**			
Sample #:	**414492-009**	**Client Sample #:**	RB7-S1-5	**Sample Type:**	

Analyte	Result	DF	RDL	Units	Prepared	Analyzed	By	Notes
Method:	Prep Method:					QCBatchID:		
N/A	**N/A**	1						

Matrix:	Solid	**Client:**	Rincon Consultants - LA	**Collector:**	Client
Sampled:	04/18/2019 08:45	**Site:**			
Sample #:	**414492-010**	**Client Sample #:**	RB7-S2-1	**Sample Type:**	

Analyte	Result	DF	RDL	Units	Prepared	Analyzed	By	Notes
Method: EPA 6010B *NELAC*	Prep Method: EPA 1311/3010A					QCBatchID:	QC1201857	
Lead	**0.801**	1	0.05	mg/L	05/10/19	05/10/19	SBW	
Method: EPA 6010B *NELAC*	Prep Method: EPA 3050B					QCBatchID:	QC1201474	
Lead	**1600**	1	1	mg/Kg	04/30/19	04/30/19	KLN	

Matrix:	Solid	**Client:**	Rincon Consultants - LA	**Collector:**	Client
Sampled:	04/18/2019 08:50	**Site:**			
Sample #:	**414492-011**	**Client Sample #:**	RB7-S2-3	**Sample Type:**	

Analyte	Result	DF	RDL	Units	Prepared	Analyzed	By	Notes
Method:	Prep Method:					QCBatchID:		
N/A	**N/A**	1						
Method: EPA 6010B *NELAC*	Prep Method: EPA 3050B					QCBatchID:		QC1201812
Lead	**4.49**	1	1	mg/Kg	05/09/19	05/10/19	SBW	

Matrix:	Solid	**Client:**	Rincon Consultants - LA	**Collector:**	Client
Sampled:	04/18/2019 08:55	**Site:**			
Sample #:	**414492-012**	**Client Sample #:**	RB7-S2-5	**Sample Type:**	

Analyte	Result	DF	RDL	Units	Prepared	Analyzed	By	Notes
Method:	Prep Method:					QCBatchID:		
N/A	**N/A**	1						

Matrix:	Solid	**Client:**	Rincon Consultants - LA	**Collector:**	Client
Sampled:	04/18/2019 09:00	**Site:**			
Sample #:	**414492-013**	**Client Sample #:**	RB9-N1-1	**Sample Type:**	

Analyte	Result	DF	RDL	Units	Prepared	Analyzed	By	Notes
Method: EPA 6010B *NELAC*	Prep Method: EPA 3050B					QCBatchID:		QC1201202
Antimony	ND	1	3	mg/Kg	04/22/19	04/23/19	KLN	
Arsenic	**11.1**	1	1	mg/Kg	04/22/19	04/23/19	KLN	
Barium	**165**	1	1	mg/Kg	04/22/19	04/23/19	KLN	
Beryllium	ND	1	0.5	mg/Kg	04/22/19	04/23/19	KLN	
Cadmium	**0.93**	1	0.5	mg/Kg	04/22/19	04/23/19	KLN	
Chromium	**21.4**	1	1	mg/Kg	04/22/19	04/23/19	KLN	
Cobalt	**11.8**	1	0.5	mg/Kg	04/22/19	04/23/19	KLN	
Copper	**29.2**	1	1	mg/Kg	04/22/19	04/23/19	KLN	
Lead	**142**	1	1	mg/Kg	04/22/19	04/23/19	KLN	
Molybdenum	ND	1	1	mg/Kg	04/22/19	04/23/19	KLN	
Nickel	**14.7**	1	1.5	mg/Kg	04/22/19	04/23/19	KLN	
Selenium	ND	1	3	mg/Kg	04/22/19	04/23/19	KLN	
Silver	ND	1	0.5	mg/Kg	04/22/19	04/23/19	KLN	
Thallium	**5.32**	1	3	mg/Kg	04/22/19	04/23/19	KLN	
Vanadium	**44.7**	1	0.5	mg/Kg	04/22/19	04/23/19	KLN	
Zinc	**81.8**	1	5	mg/Kg	04/22/19	04/23/19	KLN	
Method: EPA 7471A *NELAC*	Prep Method: EPA 7471A					QCBatchID:		QC1201231
Mercury	ND	1	0.14	mg/Kg	04/23/19	04/23/19	JP	
Method: EPA 8015B *NELAC*	Prep Method: EPA 3545					QCBatchID:		QC1201272
TPH Diesel	ND	25	75	mg/Kg	04/24/19	04/25/19	DXN	B
TPH Motor Oil	ND	25	125	mg/Kg	04/24/19	04/25/19	DXN	

Surrogate	*% Recovery*	*Limits*	*Notes*	
Triacontane (SUR)	*00*	*50-150*	*S*	*Surrogate has been diluted out.*

Analyte	Result	DF	RDL	Units	Prepared	Analyzed	By	Notes
Method: EPA 8015B *NELAC*	Prep Method: EPA 5030					QCBatchID:		QC1201050
TPH Gasoline	ND	1	3	mg/Kg		04/23/19	EW	

Surrogate	*% Recovery*	*Limits*	*Notes*
4-Bromofluorobenzene (SUR)	*95*	*60-140*	

Matrix:	Solid	**Client:**	Rincon Consultants - LA	**Collector:**	Client
Sampled:	04/18/2019 09:05	**Site:**			
Sample #:	**414492-014**	**Client Sample #:**	RB9-N1-3	**Sample Type:**	

Analyte	Result	DF	RDL	Units	Prepared	Analyzed	By	Notes
Method: EPA 6010B *NELAC*	Prep Method: EPA 3050B					QCBatchID:	QC1201202	
Antimony	ND	1	3	mg/Kg	04/22/19	04/23/19	KLN	
Arsenic	**6.63**	1	1	mg/Kg	04/22/19	04/23/19	KLN	
Barium	**215**	1	1	mg/Kg	04/22/19	04/23/19	KLN	
Beryllium	ND	1	0.5	mg/Kg	04/22/19	04/23/19	KLN	
Cadmium	**0.91**	1	0.5	mg/Kg	04/22/19	04/23/19	KLN	
Chromium	**25.9**	1	1	mg/Kg	04/22/19	04/23/19	KLN	
Cobalt	**18.0**	1	0.5	mg/Kg	04/22/19	04/23/19	KLN	
Copper	**34.1**	1	1	mg/Kg	04/22/19	04/23/19	KLN	
Lead	**7.73**	1	1	mg/Kg	04/22/19	04/23/19	KLN	
Molybdenum	**3.33**	1	1	mg/Kg	04/22/19	04/23/19	KLN	
Nickel	**19.0**	1	1.5	mg/Kg	04/22/19	04/23/19	KLN	
Selenium	ND	1	3	mg/Kg	04/22/19	04/23/19	KLN	
Silver	ND	1	0.5	mg/Kg	04/22/19	04/23/19	KLN	
Thallium	**6.39**	1	3	mg/Kg	04/22/19	04/23/19	KLN	
Vanadium	**55.2**	1	0.5	mg/Kg	04/22/19	04/23/19	KLN	
Zinc	**69.7**	1	5	mg/Kg	04/22/19	04/23/19	KLN	
Method: EPA 7471A *NELAC*	Prep Method: EPA 7471A					QCBatchID:	QC1201231	
Mercury	ND	1	0.14	mg/Kg	04/23/19	04/23/19	JP	
Method: EPA 8015B *NELAC*	Prep Method: EPA 3545					QCBatchID:	QC1201272	
TPH Diesel	**3.03**	1	3	mg/Kg	04/24/19	04/25/19	DXN	B
TPH Motor Oil	ND	1	5	mg/Kg	04/24/19	04/25/19	DXN	

Surrogate	*% Recovery*	*Limits*	*Notes*
Triacontane (SUR)	*72*	*50-150*	

Analyte	Result	DF	RDL	Units	Prepared	Analyzed	By	Notes
Method: EPA 8015B *NELAC*	Prep Method: EPA 5030					QCBatchID:	QC1201050	
TPH Gasoline	ND	1	3	mg/Kg		04/23/19	EW	

Surrogate	*% Recovery*	*Limits*	*Notes*
4-Bromofluorobenzene (SUR)	*80*	*60-140*	

Matrix:	Solid	**Client:**	Rincon Consultants - LA	**Collector:**	Client
Sampled:	04/18/2019 09:10	**Site:**			
Sample #:	**414492-015**	**Client Sample #:**	RB9-N1-5	**Sample Type:**	

Analyte	Result	DF	RDL	Units	Prepared	Analyzed	By	Notes
Method:	Prep Method:					QCBatchID:		
N/A	**N/A**	1						

Matrix:	Solid	**Client:**	Rincon Consultants - LA	**Collector:**	Client
Sampled:	04/18/2019 09:15	**Site:**			
Sample #:	**414492-016**	**Client Sample #:**	RB9-N2-1	**Sample Type:**	

Analyte	Result	DF	RDL	Units	Prepared	Analyzed	By	Notes
Method: EPA 6010B *NELAC*	Prep Method: EPA 3050B					QCBatchID:	QC1201474	
Lead	**131**	1	1	mg/Kg	04/30/19	04/30/19	KLN	

Matrix:	Solid	**Client:**	Rincon Consultants - LA	**Collector:**	Client
Sampled:	04/18/2019 09:20	**Site:**			
Sample #:	**414492-017**	**Client Sample #:**	RB9-N2-3	**Sample Type:**	

Analyte	Result	DF	RDL	Units	Prepared	Analyzed	By	Notes
Method:	Prep Method:					QCBatchID:		
N/A	**N/A**	1						
Method: EPA 6010B *NELAC*	Prep Method: EPA 3050B					QCBatchID:	QC1201812	
Lead	**5.29**	1	1	mg/Kg	05/09/19	05/10/19	SBW	

Matrix:	Solid	**Client:**	Rincon Consultants - LA	**Collector:**	Client
Sampled:	04/18/2019 09:25	**Site:**			
Sample #:	**414492-018**	**Client Sample #:**	RB9-N2-5	**Sample Type:**	

Analyte	Result	DF	RDL	Units	Prepared	Analyzed	By	Notes
Method:	Prep Method:					QCBatchID:		
N/A	**N/A**	1						

Matrix:	Solid	**Client:**	Rincon Consultants - LA	**Collector:**	Client
Sampled:	04/18/2019 09:30	**Site:**			
Sample #:	**414492-019**	**Client Sample #:**	RB9-S1-1	**Sample Type:**	

Analyte	Result	DF	RDL	Units	Prepared	Analyzed	By	Notes
Method: EPA 6010B *NELAC*	Prep Method: EPA 3050B					QCBatchID:	QC1201202	
Antimony	ND	1	3	mg/Kg	04/22/19	04/23/19	KLN	
Arsenic	**2.90**	1	1	mg/Kg	04/22/19	04/23/19	KLN	
Barium	**165**	1	1	mg/Kg	04/22/19	04/23/19	KLN	
Beryllium	ND	1	0.5	mg/Kg	04/22/19	04/23/19	KLN	
Cadmium	**0.63**	1	0.5	mg/Kg	04/22/19	04/23/19	KLN	
Chromium	**19.2**	1	1	mg/Kg	04/22/19	04/23/19	KLN	
Cobalt	**11.3**	1	0.5	mg/Kg	04/22/19	04/23/19	KLN	
Copper	**24.6**	1	1	mg/Kg	04/22/19	04/23/19	KLN	
Lead	**65.1**	1	1	mg/Kg	04/22/19	04/23/19	KLN	
Molybdenum	ND	1	1	mg/Kg	04/22/19	04/23/19	KLN	
Nickel	**13.4**	1	1.5	mg/Kg	04/22/19	04/23/19	KLN	
Selenium	ND	1	3	mg/Kg	04/22/19	04/23/19	KLN	
Silver	ND	1	0.5	mg/Kg	04/22/19	04/23/19	KLN	
Thallium	**4.78**	1	3	mg/Kg	04/22/19	04/23/19	KLN	
Vanadium	**44.3**	1	0.5	mg/Kg	04/22/19	04/23/19	KLN	
Zinc	**87.2**	1	5	mg/Kg	04/22/19	04/23/19	KLN	
Method: EPA 7471A *NELAC*	Prep Method: EPA 7471A					QCBatchID:	QC1201231	
Mercury	ND	1	0.14	mg/Kg	04/23/19	04/23/19	JP	
Method: EPA 8015B *NELAC*	Prep Method: EPA 3545					QCBatchID:	QC1201272	
TPH Diesel	ND	10	30	mg/Kg	04/24/19	04/25/19	DXN	B
TPH Motor Oil	ND	10	50	mg/Kg	04/24/19	04/25/19	DXN	

Surrogate	*% Recovery*	*Limits*	*Notes*	
Triacontane (SUR)	*00*	*50-150*	*S*	*Matrix interference.*

Analyte	Result	DF	RDL	Units	Prepared	Analyzed	By	Notes
Method: EPA 8015B *NELAC*	Prep Method: EPA 5030					QCBatchID:	QC1201050	
TPH Gasoline	ND	1	3	mg/Kg		04/23/19	EW	

Surrogate	*% Recovery*	*Limits*	*Notes*
4-Bromofluorobenzene (SUR)	*95*	*60-140*	

Matrix:	Solid	**Client:**	Rincon Consultants - LA	**Collector:**	Client
Sampled:	04/18/2019 09:35	**Site:**			
Sample #:	**414492-020**	**Client Sample #:**	RB9-S1-3	**Sample Type:**	

Analyte	Result	DF	RDL	Units	Prepared	Analyzed	By	Notes
Method: EPA 6010B *NELAC*	Prep Method: EPA 3050B					QCBatchID:	QC1201202	
Antimony	ND	1	3	mg/Kg	04/22/19	04/23/19	KLN	
Arsenic	**3.08**	1	1	mg/Kg	04/22/19	04/23/19	KLN	
Barium	**195**	1	1	mg/Kg	04/22/19	04/23/19	KLN	
Beryllium	ND	1	0.5	mg/Kg	04/22/19	04/23/19	KLN	
Cadmium	**0.65**	1	0.5	mg/Kg	04/22/19	04/23/19	KLN	
Chromium	**20.4**	1	1	mg/Kg	04/22/19	04/23/19	KLN	
Cobalt	**12.1**	1	0.5	mg/Kg	04/22/19	04/23/19	KLN	
Copper	**24.4**	1	1	mg/Kg	04/22/19	04/23/19	KLN	
Lead	**10.7**	1	1	mg/Kg	04/22/19	04/23/19	KLN	
Molybdenum	ND	1	1	mg/Kg	04/22/19	04/23/19	KLN	
Nickel	**14.4**	1	1.5	mg/Kg	04/22/19	04/23/19	KLN	
Selenium	ND	1	3	mg/Kg	04/22/19	04/23/19	KLN	
Silver	ND	1	0.5	mg/Kg	04/22/19	04/23/19	KLN	
Thallium	**5.50**	1	3	mg/Kg	04/22/19	04/23/19	KLN	
Vanadium	**44.3**	1	0.5	mg/Kg	04/22/19	04/23/19	KLN	
Zinc	**60.0**	1	5	mg/Kg	04/22/19	04/23/19	KLN	
Method: EPA 7471A *NELAC*	Prep Method: EPA 7471A					QCBatchID:	QC1201231	
Mercury	ND	1	0.14	mg/Kg	04/23/19	04/23/19	JP	
Method: EPA 8015B *NELAC*	Prep Method: EPA 3545					QCBatchID:	QC1201272	
TPH Diesel	**6.00**	1	3	mg/Kg	04/24/19	04/25/19	DXN	B
TPH Motor Oil	**5.53**	1	5	mg/Kg	04/24/19	04/25/19	DXN	

Surrogate	*% Recovery*	*Limits*	*Notes*	
Triacontane (SUR)	*43*	*50-150*	*S*	*Matrix interference.*

Analyte	Result	DF	RDL	Units	Prepared	Analyzed	By	Notes
Method: EPA 8015B *NELAC*	Prep Method: EPA 5030					QCBatchID:	QC1201050	
TPH Gasoline	ND	1	3	mg/Kg		04/23/19	EW	

Surrogate	*% Recovery*	*Limits*	*Notes*
4-Bromofluorobenzene (SUR)	*100*	*60-140*	

Matrix:	Solid	**Client:**	Rincon Consultants - LA	**Collector:**	Client
Sampled:	04/18/2019 09:40	**Site:**			
Sample #:	**414492-021**	**Client Sample #:**	RB9-S1-5	**Sample Type:**	

Analyte	Result	DF	RDL	Units	Prepared	Analyzed	By	Notes
Method:	Prep Method:					QCBatchID:		
N/A	**N/A**	1						

Matrix:	Solid	**Client:**	Rincon Consultants - LA	**Collector:**	Client
Sampled:	04/18/2019 09:45	**Site:**			
Sample #:	**414492-022**	**Client Sample #:**	RB9-S2-1	**Sample Type:**	

Analyte	Result	DF	RDL	Units	Prepared	Analyzed	By	Notes
Method: EPA 6010B *NELAC*	Prep Method: EPA 3050B					QCBatchID:	QC1201474	
Lead	**254**	1	1	mg/Kg	04/30/19	04/30/19	KLN	

Matrix:	Solid	**Client:**	Rincon Consultants - LA	**Collector:**	Client
Sampled:	04/18/2019 09:50	**Site:**			
Sample #:	**414492-023**	**Client Sample #:**	RB9-S2-3	**Sample Type:**	

Analyte	Result	DF	RDL	Units	Prepared	Analyzed	By	Notes
Method:	Prep Method:					QCBatchID:		
N/A	**N/A**	1						
Method: EPA 6010B *NELAC*	Prep Method: EPA 3050B					QCBatchID:	QC1201812	
Lead	**7.49**	1	1	mg/Kg	05/09/19	05/10/19	SBW	

Matrix:	Solid	**Client:**	Rincon Consultants - LA	**Collector:**	Client
Sampled:	04/18/2019 09:55	**Site:**			
Sample #:	**414492-024**	**Client Sample #:**	RB9-S2-5	**Sample Type:**	

Analyte	Result	DF	RDL	Units	Prepared	Analyzed	By	Notes
Method:	Prep Method:					QCBatchID:		
N/A	**N/A**	1						

QCBatchID:	**QC1201050**	**Analyst:**	sandyw	**Method:**	EPA 8015B
Matrix:	Solid	**Analyzed:**	04/22/2019	**Instrument:**	VOA-GC (group)

Blank Summary

Analyte	Blank Result	Units		RDL	Notes
QC1201050MB1					
TPH (C5 to C12)	ND	mg/Kg		3	
TPH Gasoline	ND	mg/Kg		3	

Lab Control Spike/ Lab Control Spike Duplicate Summary

Analyte	Spike Amount		Spike Result		Units	Recoveries		RPD	Limits		Notes
	LCS	LCSD	LCS	LCSD		LCS	LCSD		%Rec	RPD	
QC1201050LCS1											
TPH Gasoline	5		5.0		mg/Kg	100			70-130		

Matrix Spike/Matrix Spike Duplicate Summary

Analyte	Sample Amount	Spike Amount		Spike Result		Units	Recoveries		RPD	Limits		Notes
		MS	MSD	MS	MSD		MS	MSD		%Rec	RPD	
QC1201050MS1, QC1201050MSD1												**Source: 414492-001**
TPH Gasoline	ND	5	5	4.8	4.9	mg/Kg	96	98	2.1	70-130	20	

QCBatchID: QC1201202	Analyst: dswafford	Method: EPA 6010B
Matrix: Solid	Analyzed: 04/23/2019	Instrument: AAICP (group)

Blank Summary

Analyte	Blank Result	Units		RDL	Notes
QC1201202MB1					
Antimony	ND	mg/Kg		3	
Arsenic	ND	mg/Kg		1	
Barium	ND	mg/Kg		1	
Beryllium	ND	mg/Kg		0.5	
Cadmium	ND	mg/Kg		0.5	
Chromium	ND	mg/Kg		1	
Cobalt	ND	mg/Kg		0.5	
Copper	ND	mg/Kg		1	
Lead	ND	mg/Kg		1	
Molybdenum	ND	mg/Kg		1	
Nickel	ND	mg/Kg		1.5	
Selenium	ND	mg/Kg		3	
Silver	ND	mg/Kg		0.5	
Thallium	ND	mg/Kg		3	
Vanadium	ND	mg/Kg		0.5	
Zinc	ND	mg/Kg		5	

Lab Control Spike/ Lab Control Spike Duplicate Summary

Analyte	Spike Amount LCS	Spike Amount LCSD	Spike Result LCS	Spike Result LCSD	Units	Recoveries LCS	Recoveries LCSD	RPD	Limits %Rec	Limits RPD	Notes
QC1201202LCS1											
Antimony	100		112		mg/Kg	112			80-120		
Arsenic	100		100		mg/Kg	100			80-120		
Barium	100		104		mg/Kg	104			80-120		
Beryllium	100		97.1		mg/Kg	97			80-120		
Cadmium	100		98.4		mg/Kg	98			80-120		
Chromium	100		96.0		mg/Kg	96			80-120		
Cobalt	100		102		mg/Kg	102			80-120		
Copper	100		100		mg/Kg	100			80-120		
Lead	100		104		mg/Kg	104			80-120		
Molybdenum	100		105		mg/Kg	105			80-120		
Nickel	100		105		mg/Kg	105			80-120		
Selenium	100		92.9		mg/Kg	93			80-120		
Silver	100		93.6		mg/Kg	94			80-120		
Thallium	100		96.2		mg/Kg	96			80-120		
Vanadium	100		102		mg/Kg	102			80-120		
Zinc	100		96.0		mg/Kg	96			80-120		

Matrix Spike/Matrix Spike Duplicate Summary

Analyte	Sample Amount	Spike Amount MS	Spike Amount MSD	Spike Result MS	Spike Result MSD	Units	Recoveries MS	Recoveries MSD	RPD	Limits %Rec	Limits RPD	Notes
QC1201202MS1, QC1201202MSD1												**Source: 414488-021**
Antimony	0.42	100	100	33.9	31.7	mg/Kg	33	31	6.7	75-125	20	M
Arsenic	4.58	100	100	89.9	84.7	mg/Kg	85	80	6.0	75-125	20	
Barium	128	100	100	215	204	mg/Kg	87	76	5.3	75-125	20	
Beryllium	ND	100	100	88.4	83.9	mg/Kg	88	84	5.2	75-125	20	
Cadmium	1.64	100	100	84.5	81.1	mg/Kg	83	79	4.1	75-125	20	
Chromium	20.8	100	100	102	98.2	mg/Kg	81	77	3.8	75-125	20	
Cobalt	10.4	100	100	94.4	89.5	mg/Kg	84	79	5.3	75-125	20	
Copper	26.2	100	100	113	108	mg/Kg	87	82	4.5	75-125	20	
Lead	86.0	100	100	135	136	mg/Kg	49	50	0.7	75-125	20	M
Molybdenum	2.01	100	100	79.6	76.4	mg/Kg	78	74	4.1	75-125	20	M

QCBatchID: QC1201202	Analyst: dswafford	Method: EPA 6010B
Matrix: Solid	Analyzed: 04/23/2019	Instrument: AAICP (group)

Analyte	Sample Amount	Spike Amount MS	Spike Amount MSD	Spike Result MS	Spike Result MSD	Units	Recoveries MS	Recoveries MSD	RPD	Limits %Rec	Limits RPD	Notes
QC1201202MS1, QC1201202MSD1												**Source: 414488-021**
Nickel	15.3	100	100	99.5	94.5	mg/Kg	84	79	5.2	75-125	20	
Selenium	ND	100	100	76.0	74.1	mg/Kg	76	74	2.5	75-125	20	M
Silver	ND	100	100	78.8	78.2	mg/Kg	79	78	0.8	75-125	20	
Thallium	6.37	100	100	80.5	76.8	mg/Kg	74	70	4.7	75-125	20	M
Vanadium	47.2	100	100	138	131	mg/Kg	91	84	5.2	75-125	20	
Zinc	178	100	100	201	205	mg/Kg	23	27	2.0	75-125	20	M

QCBatchID:	**QC1201231**	**Analyst:**	JParedes	**Method:**	EPA 7471A
Matrix:	Solid	**Analyzed:**	04/23/2019	**Instrument:**	AAICP-HG1

Blank Summary

Analyte	Blank Result	Units		RDL	Notes
QC1201231MB1					
Mercury	ND	mg/Kg		0.14	

Lab Control Spike/ Lab Control Spike Duplicate Summary

Analyte	Spike Amount LCS	Spike Amount LCSD	Spike Result LCS	Spike Result LCSD	Units	Recoveries LCS	Recoveries LCSD	RPD	Limits %Rec	Limits RPD	Notes
QC1201231LCS1											
Mercury	0.83		0.84		mg/Kg	101			80-120		

Matrix Spike/Matrix Spike Duplicate Summary

Analyte	Sample Amount	Spike Amount MS	Spike Amount MSD	Spike Result MS	Spike Result MSD	Units	Recoveries MS	Recoveries MSD	RPD	Limits %Rec	Limits RPD	Notes
QC1201231MS1, QC1201231MSD1												**Source: 414488-021**
Mercury	0.09	0.83	0.83	0.81	0.79	mg/Kg	87	84	2.5	75-125	20	

QCBatchID:	**QC1201272**	**Analyst:**	DNguyen	**Method:**	EPA 8015B
Matrix:	Solid	**Analyzed:**	04/24/2019	**Instrument:**	SVOA-GC (group)

Blank Summary

Analyte	Blank Result	Units		RDL	Notes
QC1201272MB1					
TPH Diesel	**1.53**	mg/Kg		1	B
TPH Motor Oil	ND	mg/Kg		5	

Lab Control Spike/ Lab Control Spike Duplicate Summary

Analyte	Spike Amount LCS	Spike Amount LCSD	Spike Result LCS	Spike Result LCSD	Units	Recoveries LCS	Recoveries LCSD	RPD	Limits %Rec	Limits RPD	Notes
QC1201272LCS1											
TPH Diesel	25		22.7		mg/Kg	91			52-122		

Matrix Spike/Matrix Spike Duplicate Summary

Analyte	Sample Amount	Spike Amount MS	Spike Amount MSD	Spike Result MS	Spike Result MSD	Units	Recoveries MS	Recoveries MSD	RPD	Limits %Rec	Limits RPD	Notes
QC1201272MS1, QC1201272MSD1												**Source: 414492-001**
TPH Diesel	1.92	25	25	28.8	23.5	mg/Kg	108	86	20.3	70-130	20	M

QCBatchID: QC1201474	Analyst: dswafford	Method: EPA 6010B
Matrix: Solid	Analyzed: 04/30/2019	Instrument: AAICP (group)

Blank Summary

Analyte	Blank Result	Units		RDL	Notes
QC1201474MB1					
Antimony	ND	mg/Kg		3	
Arsenic	ND	mg/Kg		1	
Barium	ND	mg/Kg		1	
Beryllium	ND	mg/Kg		0.5	
Cadmium	ND	mg/Kg		0.5	
Chromium	ND	mg/Kg		1	
Cobalt	ND	mg/Kg		0.5	
Copper	ND	mg/Kg		1	
Lead	ND	mg/Kg		1	
Molybdenum	ND	mg/Kg		1	
Nickel	ND	mg/Kg		1.5	
Selenium	ND	mg/Kg		3	
Silver	ND	mg/Kg		0.5	
Thallium	ND	mg/Kg		3	
Vanadium	ND	mg/Kg		0.5	
Zinc	ND	mg/Kg		5	

Lab Control Spike/ Lab Control Spike Duplicate Summary

Analyte	Spike Amount LCS	Spike Amount LCSD	Spike Result LCS	Spike Result LCSD	Units	Recoveries LCS	Recoveries LCSD	RPD	Limits %Rec	Limits RPD	Notes
QC1201474LCS1											
Antimony	100		112		mg/Kg	112			80-120		
Arsenic	100		96.3		mg/Kg	96			80-120		
Barium	100		97.6		mg/Kg	98			80-120		
Beryllium	100		92.3		mg/Kg	92			80-120		
Cadmium	100		98.2		mg/Kg	98			80-120		
Chromium	100		96.0		mg/Kg	96			80-120		
Cobalt	100		101		mg/Kg	101			80-120		
Copper	100		97.2		mg/Kg	97			80-120		
Lead	100		103		mg/Kg	103			80-120		
Molybdenum	100		102		mg/Kg	102			80-120		
Nickel	100		105		mg/Kg	105			80-120		
Selenium	100		93.5		mg/Kg	94			80-120		
Silver	100		100		mg/Kg	100			80-120		
Thallium	100		94.7		mg/Kg	95			80-120		
Vanadium	100		101		mg/Kg	101			80-120		
Zinc	100		105		mg/Kg	105			80-120		

Matrix Spike/Matrix Spike Duplicate Summary

Analyte	Sample Amount	Spike Amount MS	Spike Amount MSD	Spike Result MS	Spike Result MSD	Units	Recoveries MS	Recoveries MSD	RPD	Limits %Rec	Limits RPD	Notes
QC1201474MS1, QC1201474MSD1												**Source: 414759-001**
Antimony	6.62	100	100	22.5	32.9	mg/Kg	16	26	37.5	75-125	20	M,D
Arsenic	ND	100	100	102	102	mg/Kg	102	102	0.0	75-125	20	
Barium	10.7	100	100	116	113	mg/Kg	105	102	2.6	75-125	20	
Beryllium	ND	100	100	97.5	102	mg/Kg	98	102	4.5	75-125	20	
Cadmium	ND	100	100	104	99.7	mg/Kg	104	100	4.2	75-125	20	
Chromium	457	100	100	498	556	mg/Kg	41	99	11.0	75-125	20	NC
Cobalt	0.23	100	100	109	105	mg/Kg	109	105	3.7	75-125	20	
Copper	2.77	100	100	112	107	mg/Kg	109	104	4.6	75-125	20	
Lead	1.65	100	100	108	107	mg/Kg	106	105	0.9	75-125	20	
Molybdenum	1.60	100	100	90.0	93.1	mg/Kg	88	92	3.4	75-125	20	

QCBatchID:	**QC1201474**	**Analyst:**	dswafford	**Method:**	EPA 6010B
Matrix:	Solid	**Analyzed:**	04/30/2019	**Instrument:**	AAICP (group)

Analyte	Sample Amount	Spike Amount MS	Spike Amount MSD	Spike Result MS	Spike Result MSD	Units	Recoveries MS	Recoveries MSD	RPD	Limits %Rec	Limits RPD	Notes
QC1201474MS1, QC1201474MSD1											**Source:**	**414759-001**
Nickel	0.31	100	100	113	114	mg/Kg	113	114	0.9	75-125	20	
Selenium	ND	100	100	102	102	mg/Kg	102	102	0.0	75-125	20	
Silver	0.15	100	100	109	101	mg/Kg	109	101	7.6	75-125	20	
Thallium	ND	100	100	7.98	15.5	mg/Kg	8	16	64.1	75-125	20	M,D
Vanadium	2.86	100	100	107	104	mg/Kg	104	101	2.8	75-125	20	
Zinc	3.04	100	100	106	102	mg/Kg	103	99	3.8	75-125	20	

QCBatchID: QC1201812	Analyst: dswafford	Method: EPA 6010B
Matrix: Solid	Analyzed: 05/09/2019	Instrument: AAICP (group)

Blank Summary

Analyte	Blank Result	Units		RDL	Notes
QC1201812MB1					
Antimony	ND	mg/Kg		3	
Arsenic	ND	mg/Kg		1	
Barium	ND	mg/Kg		1	
Beryllium	ND	mg/Kg		0.5	
Cadmium	ND	mg/Kg		0.5	
Chromium	ND	mg/Kg		1	
Cobalt	ND	mg/Kg		0.5	
Copper	ND	mg/Kg		1	
Lead	ND	mg/Kg		1	
Molybdenum	ND	mg/Kg		1	
Nickel	ND	mg/Kg		1.5	
Selenium	ND	mg/Kg		3	
Silver	ND	mg/Kg		0.5	
Thallium	ND	mg/Kg		3	
Vanadium	ND	mg/Kg		0.5	
Zinc	ND	mg/Kg		5	

Lab Control Spike/ Lab Control Spike Duplicate Summary

Analyte	Spike Amount LCS	Spike Amount LCSD	Spike Result LCS	Spike Result LCSD	Units	Recoveries LCS	Recoveries LCSD	RPD	Limits %Rec	Limits RPD	Notes
QC1201812LCS1											
Antimony	100		112		mg/Kg	112			80-120		
Arsenic	100		94.6		mg/Kg	95			80-120		
Barium	100		100		mg/Kg	100			80-120		
Beryllium	100		99.7		mg/Kg	100			80-120		
Cadmium	100		103		mg/Kg	103			80-120		
Chromium	100		98.7		mg/Kg	99			80-120		
Cobalt	100		103		mg/Kg	103			80-120		
Copper	100		95.8		mg/Kg	96			80-120		
Lead	100		106		mg/Kg	106			80-120		
Molybdenum	100		103		mg/Kg	103			80-120		
Nickel	100		107		mg/Kg	107			80-120		
Selenium	100		94.9		mg/Kg	95			80-120		
Silver	100		97.4		mg/Kg	97			80-120		
Thallium	100		95.0		mg/Kg	95			80-120		
Vanadium	100		99.0		mg/Kg	99			80-120		
Zinc	100		109		mg/Kg	109			80-120		

Matrix Spike/Matrix Spike Duplicate Summary

Analyte	Sample Amount	Spike Amount MS	Spike Amount MSD	Spike Result MS	Spike Result MSD	Units	Recoveries MS	Recoveries MSD	RPD	Limits %Rec	Limits RPD	Notes
QC1201812MS1, QC1201812MSD1												**Source: 415067-001**
Antimony	ND	100	100	26.2	25.4	mg/Kg	26	25	3.1	75-125	20	M
Arsenic	2.95	100	100	97.6	94.7	mg/Kg	95	92	3.0	75-125	20	
Barium	76.6	100	100	164	166	mg/Kg	87	89	1.2	75-125	20	
Beryllium	ND	100	100	99.0	98.1	mg/Kg	99	98	0.9	75-125	20	
Cadmium	0.62	100	100	99.0	100	mg/Kg	98	99	1.0	75-125	20	
Chromium	28.3	100	100	132	134	mg/Kg	104	106	1.5	75-125	20	
Cobalt	8.38	100	100	109	108	mg/Kg	101	100	0.9	75-125	20	
Copper	9.70	100	100	107	102	mg/Kg	97	92	4.8	75-125	20	
Lead	3.50	100	100	110	106	mg/Kg	107	103	3.7	75-125	20	
Molybdenum	0.57	100	100	95.2	92.8	mg/Kg	95	92	2.6	75-125	20	

QCBatchID: QC1201812	Analyst: dswafford	Method: EPA 6010B
Matrix: Solid	Analyzed: 05/09/2019	Instrument: AAICP (group)

Analyte	Sample Amount	Spike Amount MS	Spike Amount MSD	Spike Result MS	Spike Result MSD	Units	Recoveries MS	Recoveries MSD	RPD	Limits %Rec	Limits RPD	Notes
QC1201812MS1, QC1201812MSD1												**Source: 415067-001**
Nickel	23.6	100	100	132	126	mg/Kg	108	102	4.7	75-125	20	
Selenium	ND	100	100	95.0	89.9	mg/Kg	95	90	5.5	75-125	20	
Silver	ND	100	100	96.3	96.0	mg/Kg	96	96	0.3	75-125	20	
Thallium	0.43	100	100	93.3	91.6	mg/Kg	93	91	1.8	75-125	20	
Vanadium	29.5	100	100	135	136	mg/Kg	106	107	0.7	75-125	20	
Zinc	23.8	100	100	121	124	mg/Kg	97	100	2.4	75-125	20	

QCBatchID: QC1201857	Analyst: dswafford	Method: EPA 6010B
Matrix: Solid	Analyzed: 05/10/2019	Instrument: AAICP (group)

Blank Summary

Analyte	Blank Result	Units		RDL	Notes
QC1201857MB1					
Antimony	ND	mg/L		0.05	
Arsenic	ND	mg/L		0.05	
Barium	ND	mg/L		0.5	
Beryllium	ND	mg/L		0.05	
Cadmium	ND	mg/L		0.05	
Chromium	ND	mg/L		0.05	
Cobalt	ND	mg/L		0.05	
Copper	ND	mg/L		0.05	
Lead	ND	mg/L		0.05	
Molybdenum	ND	mg/L		0.05	
Nickel	ND	mg/L		0.05	
Selenium	ND	mg/L		0.05	
Silver	ND	mg/L		0.05	
Thallium	ND	mg/L		0.05	
Vanadium	ND	mg/L		0.05	
Zinc	**0.106**	mg/L		0.05	B

Lab Control Spike/ Lab Control Spike Duplicate Summary

Analyte	Spike Amount LCS	Spike Amount LCSD	Spike Result LCS	Spike Result LCSD	Units	Recoveries LCS	Recoveries LCSD	RPD	Limits %Rec	Limits RPD	Notes
QC1201857LCS1											
Antimony	2		2.13		mg/L	107			80-120		
Arsenic	2		1.952		mg/L	98			80-120		
Barium	2		2.40		mg/L	120			80-120		
Beryllium	2		1.99		mg/L	100			80-120		
Cadmium	2		2.12		mg/L	106			80-120		
Chromium	2		1.975		mg/L	99			80-120		
Cobalt	2		1.99		mg/L	100			80-120		
Copper	2		2.20		mg/L	110			80-120		
Lead	2		1.976		mg/L	99			80-120		
Molybdenum	2		1.99		mg/L	100			80-120		
Nickel	2		1.94		mg/L	97			80-120		
Selenium	2		1.943		mg/L	97			80-120		
Silver	2		2.13		mg/L	107			80-120		
Thallium	2		1.60		mg/L	80			80-120		
Vanadium	2		2.07		mg/L	104			80-120		
Zinc	2		2.27		mg/L	114			80-120		

Matrix Spike/Matrix Spike Duplicate Summary

Analyte	Sample Amount	Spike Amount MS	Spike Amount MSD	Spike Result MS	Spike Result MSD	Units	Recoveries MS	Recoveries MSD	RPD	Limits %Rec	Limits RPD	Notes
QC1201857MS1, QC1201857MSD1												**Source: 414488-006**
Antimony	0.038	1	1	1.09	1.18	mg/L	105	114	7.9	75-125	20	
Arsenic	0.026	1	1	0.970	0.965	mg/L	94	94	0.5	75-125	20	
Barium	0.80	1	1	1.74	1.74	mg/L	94	94	0.0	75-125	20	
Beryllium	ND	1	1	0.939	0.936	mg/L	94	94	0.3	75-125	20	
Cadmium	0.084	1	1	0.976	0.953	mg/L	89	87	2.4	75-125	20	
Chromium	ND	1	1	0.908	0.890	mg/L	91	89	2.0	75-125	20	
Cobalt	ND	1	1	0.921	0.868	mg/L	92	87	5.9	75-125	20	
Copper	0.012	1	1	1.06	0.990	mg/L	105	98	6.8	75-125	20	
Lead	0.015	1	1	0.934	0.878	mg/L	92	86	6.2	75-125	20	
Molybdenum	0.018	1	1	0.957	0.913	mg/L	94	90	4.7	75-125	20	

QCBatchID:	**QC1201857**	**Analyst:**	dswafford	**Method:**	EPA 6010B
Matrix:	Solid	**Analyzed:**	05/10/2019	**Instrument:**	AAICP (group)

Analyte	Sample Amount	Spike Amount MS	Spike Amount MSD	Spike Result MS	Spike Result MSD	Units	Recoveries MS	Recoveries MSD	RPD	Limits %Rec	Limits RPD	Notes
QC1201857MS1, QC1201857MSD1											**Source:**	**414488-006**
Nickel	0.005	1	1	0.872	0.826	mg/L	87	82	5.4	75-125	20	
Selenium	ND	1	1	0.958	0.909	mg/L	96	91	5.2	75-125	20	
Silver	ND	1	1	1.037	1.008	mg/L	104	101	2.8	75-125	20	
Thallium	0.064	1	1	0.737	0.728	mg/L	67	66	1.2	75-125	20	M
Vanadium	ND	1	1	0.987	0.972	mg/L	99	97	1.5	75-125	20	
Zinc	0.044	1	1	0.937	0.881	mg/L	89	84	6.2	75-125	20	

Data Qualifiers and Definitions

Qualifiers

A	See Report Comments.
B	Analyte was present in an associated method blank.
B1	Analyte was present in a sample and associated method blank greater than MDL but less than RDL.
BQ1	No valid test replicates. Sample Toxicity is possible. Best result was reported.
BQ2	No valid test replicates.
BQ3	No valid test replicates. Final DO is less than 1.0 mg/L. Result may be greater.
BQ4	Minor Dissolved Oxygen loss was observed in the blank water check, however, the LCS was within criteria, validating the batch.
BQ5	Minor Dissolved Oxygen loss was observed in the blank water check.
C	Possible laboratory contamination.
D	RPD was not within control limits. The sample data was reported without further clarification.
D1	Lesser amount of sample was used due to insufficient amount of sample supplied.
D2	Reporting limit is elevated due to sample matrix. Target analyte was not detected above the elevated reporting limit.
D3	Insufficient sample was supplied for TCLP. Client was notified. TCLP was performed per the Client's instructions.
DW	Sample result is calculated on a dry weigh basis.
E	Concentration is estimated because it exceeds the quantification limits of the method.
I	The sample was read outside of the method required incubation period.
IR	Inconclusive Result. Legionella is present, however, there is possible non-specific agglutination preventing specific identification.
J	Reported value is estimated
L	The laboratory control sample (LCS) or laboratory control sample duplicate (LCSD) was out of control limits. Associated sample data was reported with qualifier.
L2	LCS did not meet recovery criteria, however, the MS and/or MSD met LCS recovery criteria, validating the batch.
M	The matrix spike (MS) or matrix spike duplicate (MSD) was not within control limits due to matrix interference. The associated LCS and/or LCSD was within control limits and the sample data was reported without further clarification.
M1	The matrix spike (MS) or matrix spike duplicate (MSD) is not within control limits due to matrix interference.
M2	The matrix spike (MS) or matrix spike duplicate (MSD) was not within control limits. The associated LCS and/or LCSD was not within control limits. Sample result is estimated.
N1	Sample chromatography does not match the specified TPH standard pattern.
NC	The analyte concentration in the sample exceeded the spike level by a factor of four or greater, spike recovery and limits do not apply.
P	Sample was received without proper preservation according to EPA guidelines.
P1	Temperature of sample storage refrigerator was out of acceptance limits.
P2	The sample was preserved within 24 hours of collection in accordance with EPA 218.6.
P3	Per Client request, sample was composited for volatile analysis. Sample compositing for volatile analysis is not recommended due to potential loss of target analytes. Results may be biased low.
Q1	Analyte Calibration Verification exceeds criteria. The result is estimated.
Q2	Analyte calibration was not verified and the result was estimated.
Q3	Analyte initial calibration was not available or exceeds criteria. The result was estimated.
S	The surrogate recovery was out of control limits due to matrix interference. The associated method blank surrogate recovery was within control limits and the sample data was reported without further clarification.
S1	The associated surrogate recovery was out of control limits; result is estimated.
S2	The surrogate was diluted out due to the presence of high concentrations of target and/or non-target compounds. Surrogate recoveries in the associated batch QC met recovery criteria.
S3	Internal Standard did not meet recovery limits. Analyte concentration is estimated.
T	Sample was extracted/analyzed past the holding time.
T1	Reanalysis was reported past hold time due to failing replicates in the original analysis (BOD only).
T2	Sample was analyzed ASAP but received and analyzed past the 15 minute holding time.
T3	Sample received and analyzed out of hold time per client's request.
T4	Sample was analyzed out of hold time per client's request.
T5	Reanalysis was reported past hold time. The original analysis was within hold time, but not reportable.
T6	Hold time is indeterminable due to unspecified sampling time.
T7	Sample was analyzed past hold time due to insufficient time remaining at time of receipt.

Definitions

DF	Dilution Factor
MDL	Method Detection Limit. Result is reported ND when it is less than or equal to MDL.
ND	Analyte was not detected or was less than the detection limit.
NR	Not Reported. See Report Comments.
RDL	Reporting Detection Limit
TIC	Tentatively Identified Compounds

ENTHALPY ANALYTICAL, INC.	Chain of Custody Record	Turn Around Time (Rush by advanced notice only)
806 N. Batavia St., Orange, CA 92868 Phone: (714) 771-6900 Fax: (714)771-9933	Lab No: 414492 Page: 1 of 3	Standard: X · 4 Day: · 3 Day: · 2 Day: · 1 Day: · Same Day:
Billing: Enthalpy - SoCal c/o Montrose Environmental Group 1 Park Plaza, Suite 1000, Irvine, CA 92614	**Matrix:** A = Air DW = Drinking Water FL = Food Liquid FS = Food Solid L = Liquid PP = Pure Product S = Solid SeaW = Sea Water SW = Swab W = Water WP = Wipe O = Other	**Preservatives:** 1 = $Na_2S_2O_3$ 2 = HCl 3 = HNO_3 4 = H_2SO_4 5 = NaOH 6 = Other

ENTHALPY analytical, inc.

CUSTOMER INFORMATION		PROJECT INFORMATION	
Company:	Rincon Consultants	Name:	South Gate
Report To:	Devin Cheyne	Number:	↑
Email:	dcheyne@rinconconsultants.com	P.O. #:	17-03990
Address:	250 E 1st Street	Address:	
	Los Angeles, CA		
Phone:		Global ID:	
Fax:		Sampled By:	D. Cheyne

	Sample ID	Sampling Date	Sampling Time	Matrix	Container No. / Size	Pres.	TPH 8015M (G,O,D)	17 CCR Metals									Test Instructions / Comments
1	RB7-N1-1	4-18-19	0800	Soil	1		X	X									
2	RB7-N1-3	|	0805	|	|		X	X									
3	RB7-N1-5	|	0810	|	|												Hold
4	RB7-N2-1	|	0815	|	|												|
5	RB7-N2-3	|	0820	|	|												|
6	RB7-N2-5	|	0825	|	|												|
7	RB7-S1-1	|	0830	|	|		X	X									
8	RB7-S1-3	|	0835	|	|		X	X									
9	RB7-S1-5	|	0840	|	|												Hold
10																	

	Signature	Print Name	Company / Title	Date / Time
1 Relinquished By:	[signature]	Devin Cheyne	Rincon	4-19-19 1010
1 Received By:	[signature]	Kevin Nguyen	Enthalpy	4/19/19 1010
2 Relinquished By:	[signature]	Kevin	Enthalpy	4/19/19 1517
2 Received By:	[signature]	Valerie Herman	EA	04/19/19 1517
3 Relinquished By:				
3 Received By:				

ENTHALPY ANALYTICAL, INC.

806 N. Batavia St., Orange, CA 92868

Phone: (714) 771-6900 Fax: (714)771-9933

Billing: Enthalpy - SoCal
c/o Montrose Environmental Group
1 Park Plaza, Suite 1000, Irvine, CA 92614

ENTHALPY analytical, inc.

Chain of Custody Record

Lab No: 4114492

Page: 2 of 3

Turn Around Time (Rush by advanced notice only)

Standard:	X	4 Day:		3 Day:	
2 Day:		1 Day:		Same Day:	

Matrix: A = Air DW = Drinking Water FL = Food Liquid FS = Food Solid L = Liquid PP = Pure Product S = Solid SeaW = Sea Water SW = Swab W = Water WP = Wipe O = Other

Preservatives: 1 = $Na_2S_2O_3$ 2 = HCl 3 = HNO_3 4 = H_2SO_4 5 = NaOH 6 = Other

CUSTOMER INFORMATION		PROJECT INFORMATION	
Company:	Rincon Consultants	Name:	South Gate
Report To:	Devin Cheyne	Number:	
Email:		P.O. #:	
Address:		Address:	
Phone:		Global ID:	
Fax:		Sampled By:	D. Cheyne

	Sample ID	Sampling Date	Sampling Time	Matrix	Container No. / Size	Pres.	TPH 8015M (G,D,O)	☐ CCR Metals									Test Instructions / Comments
1	RB7-S2-1	4-18-19	0845	Soil	1		~~X~~	~~X~~	~~DC~~								Hold
2	RB7-S2-3	|	0850	|	|		~~X~~		~~DC~~							|
3	RB7-S2-5	|	0855	|	|												|
4	RB9-N1-1	|	0900	|	|		X	X									
5	RB9-N1-3	|	0905	|	|		X	X									
6	RB9-N1-5	|	0910	|	|												Hold
7	RB9-N2-1	|	0915	|	|												|
8	RB9-N2-3	|	0920	|	|												|
9	RB9-N2-5	|	0925	|	|												|
10																	

	Signature	Print Name	Company / Title	Date / Time
1 Relinquished By:	[illegible]	Devin Cheyne	Rincon	4-19-19 1010
1 Received By:	[illegible]	[illegible]	Enthalpy	4/19/19 1010
2 Relinquished By:	[illegible]	[illegible]	Enthalpy	4/19/19 1517
2 Received By:	[illegible]	[illegible]	EA	04/19/19 1517
3 Relinquished By:				
3 Received By:				

ENTHALPY ANALYTICAL, INC.

806 N. Batavia St., Orange, CA 92868

Phone: (714) 771-6900 Fax: (714)771-9933

Billing: Enthalpy - SoCal

c/o Montrose Environmental Group

1 Park Plaza, Suite 1000, Irvine, CA 92614

ENTHALPY analytical, inc.

Chain of Custody Record

Lab No: 414492

Page: 3 of 3

Turn Around Time (Rush by advanced notice only)

Standard:	X	4 Day:		3 Day:	
2 Day:		1 Day:		Same Day:	

Matrix: A = Air DW = Drinking Water FL = Food Liquid FS = Food Solid L = Liquid PP = Pure Product S = Solid SeaW = Sea Water SW = Swab W = Water WP = Wipe O = Other

Preservatives: 1 = $Na_2S_2O_3$ 2 = HCl 3 = HNO_3 4 = H_2SO_4 5 = NaOH 6 = Other

CUSTOMER INFORMATION		PROJECT INFORMATION	
Company:	Rincon Consultants	Name:	South Gate
Report To:	Devin Chayre	Number:	
Email:		P.O. #:	
Address:		Address:	
Phone:		Global ID:	
Fax:		Sampled By:	

Analysis Request

	Sample ID	Sampling Date	Sampling Time	Matrix	Container No. / Size	Pres.	TPH 8015M (G,D,O)	17 CCR Metals									Test Instructions / Comments
1	RB9-S1-1	4-18-19	0930	Soil	1		X	X									
2	RB9-S1-3		0935				X	X									
3	RB9-S1-5		0940														Hold
4	RB9-S2-1		0945														
5	RB9-S2-3		0950														
6	RB9-S2-5		0955														
7																	
8																	
9																	
10																	

	Signature	Print Name	Company / Title	Date / Time
1 Relinquished By:	[illegible]	Devin Chayre	Rincon	4-19-19 1010
1 Received By:	[illegible]	[illegible]	Enthalpy	4/19/19 1010
2 Relinquished By:	[illegible]	[illegible]	Enthalpy	4/19/19 1517
2 Received By:	[illegible]	[illegible]	EA	04/19/19 1517
3 Relinquished By:				
3 Received By:				

ENTHALPY ANALYTICAL

SAMPLE ACCEPTANCE CHECKLIST

Section 1

Client: Rincon

Project: South Gate

Date Received: 4/19/19

Sampler's Name Present: [X] Yes [ ] No

Section 2

Sample(s) received in a cooler? [✓] Yes, How many? 1 [ ] No (skip section 2)

Sample Temp (°C) (No Cooler): _____

Sample Temp (°C), One from each cooler: #1: 5.6 #2: _____ #3: _____ #4: _____

(Acceptance range is < 6°C but not frozen (for Microbiology samples, acceptance range is < 10°C but not frozen). It is acceptable for samples collected the same day as sample receipt to have a higher temperature as long as there is evidence that cooling has begun.)

Shipping Information: _____

Section 3

Was the cooler packed with: [✓] Ice [ ] Ice Packs [ ] Bubble Wrap [ ] Styrofoam [ ] Paper [ ] None [ ] Other _____

Cooler Temp (°C): #1: 1.0 #2: _____ #3: _____ #4: _____

Section 4	YES	NO	N/A
Was a COC received?	✓		
Are sample IDs present?	✓		
Are sampling dates & times present?	✓		
Is a relinquished signature present?	✓		
Are the tests required clearly indicated on the COC?	✓		
Are custody seals present?		✓	
If custody seals are present, were they intact?			✓
Are all samples sealed in plastic bags? (Recommended for Microbiology samples)			✓
Did all samples arrive intact? If no, indicate in Section 4 below.	✓		
Did all bottle labels agree with COC? (ID, dates and times)	✓		
Were the samples collected in the correct containers for the required tests?	✓		
Are the containers labeled with the correct preservatives?			✓
Is there headspace in the VOA vials greater than 5-6 mm in diameter?			✓
Was a sufficient amount of sample submitted for the requested tests?	✓		

Section 5 Explanations/Comments

Section 6

For discrepancies, how was the Project Manager notified? [ ] Verbal PM Initials: _____ Date/Time _____

[ ] Email (email sent to/on): _____ / _____

Project Manager's response:

Completed By: [signature] Date: 04/19/19

Ranjit Clarke

Subject: South Gate (04/18/19) - Enthalpy Analytical Final Report #414492

From: Devin Cheyne <dcheyne@rinconconsultants.com>
Sent: Monday, April 29, 2019 12:06 PM
To: Ranjit Clarke <ranjit.clarke@enthalpy.com>
Cc: Scott English <SEnglish@rinconconsultants.com>
Subject: Re: South Gate (04/18/19) - Enthalpy Analytical Final Report #414492

Thanks Ranjit, can we please run:

RB7-S2-1: Lead

RB9-N2-1: Lead

RB9-S2-1: Lead

On Apr 29, 2019, at 10:21 AM, Ranjit Clarke <ranjit.clarke@enthalpy.com> wrote:

> **CAUTION:** This email originated from outside of Rincon Consultants. Be cautious before clicking on any links, or opening any attachments, until you are confident that the content is safe .

Devin,

Total Lead = $xx

STLC Lead = $xx

TCLP Lead = $xx

Ranjit

<image004.jpg>

Ranjit Clarke
Senior Project Manager
O: 714-771-9906 / M: 657-274-9864 / F: 714-538-1209
Ranjit.Clarke@Enthalpy.com

From: Devin Cheyne <dcheyne@rinconconsultants.com>
Sent: Monday, April 29, 2019 9:33 AM
To: 'Ranjit Clarke' <Ranjit.Clarke@enthalpy.com>
Subject: RE: South Gate (04/18/19) - Enthalpy Analytical Final Report #414492

Thanks Ranjit,

Ranjit Clarke

From: Devin Cheyne
Sent: Wednesday, May 08, 2019 9:52 AM
To: 'Ranjit Clarke'
Cc: Scott English
Subject: RE: South Gate (04/18/19) - Enthalpy Analytical Final Report #414492 - Supplemental Report 1

Hey Ranjit,

Can we please run Standard TAT:

TCLP for RB7-S2-1
Total lead for: -RB7-S2-3
-RB9-N2-3
-RB9-S2-3

Thanks,

Devin Cheyne
Associate Environmental Scientist

Rincon Consultants, Inc.
Office 213 788 4842 ext 192
Mobile 909 973 3691
www.rinconconsultants.com
Environmental Scientists Planners Engineers

From: Ranjit Clarke [mailto:ranjit.clarke@enthalpy.com]
Sent: Friday, May 03, 2019 5:10 PM
To: Devin Cheyne
Subject: South Gate (04/18/19) - Enthalpy Analytical Final Report #414492 - Supplemental Report 1

CAUTION: This email originated from outside of Rincon Consultants. Be cautious before clicking on any links, or opening any attachments, until you are confident that the content is safe .

Hi Devin Cheyne,

Attached is your final report #414492.

Thank you.

In accordance with our paperless initiative, we are no longer mailing or faxing reports by default. If you require a hard copy, please inform your Project Manager.

Data qualifiers and additional information necessary for the interpretation of the test results are contained in the PDF file and may not be included in the EDD.

Appendix C

Soil Vapor Laboratory Report

OPTIMAL TECHNOLOGY
Specializing in Environmental Field Services

February 21, 2019

Mr. Devin Cheyne
Rincon Consultants, Inc.
180 North Ashwood Avenue
Ventura, CA 93003

Dear Mr. Cheyne:

This letter presents the results of the soil vapor investigation conducted by Optimal Technology (Optimal), for Rincon Consultants, Inc. on February 20, 2019. The study was performed at 9001, 9015 & 9019 Long Beach Bl., South Gate, California.

Optimal was contracted to perform a soil vapor survey at this site to screen for possible chlorinated solvents and aromatic hydrocarbons. The primary objective of this soil vapor investigation was to determine if soil vapor contamination is present in the subsurface soil.

Gas Sampling Method

At each sampling location, an electric vacuum pump set to draw 0.2 liters per minute (L/min) of soil vapor was attached to the existing well and purged prior to sample collection. Vapor samples were obtained in SGE gas-tight syringes by drawing the sample through a luer-lock connection which connects the sampling probe and the vacuum pump. Samples were immediately injected into the gas chromatograph/purge and trap after collection. New tubing was used at each sampling point to prevent cross contamination.

All analyses were performed on a laboratory grade Agilent model 6890N gas chromatograph equipped with an Agilent model 5973N Mass Spectra Detector and Tekmar LSC 3100 Purge and Trap. A Restek column using helium as the carrier gas was used to perform all analysis. All results were collected on a personal computer utilizing Agilent's MS and chromatographic data collection and handling system.

Quality Assurance

5-Point Calibration
The initial five-point calibration consisted of 20, 50, 100, 200 and 500 ul injections of the calibration standard. A calibration factor on each analyte was generated using a best fit line method using the Agilent data system. If the r^2 factor generated from this line was not greater

than 0.990, an additional five-point calibration would have been performed. Method reporting limits were calculated to be 0.004-1.0 micrograms per Liter (ug/L) for the individual compounds.

A daily calibration check was performed using a pre-mixed standard supplied by Scotty Analyzed Gases. The standard contained common halogenated solvents and aromatic hydrocarbons (see Table 1). The individual compound concentrations in the standards ranged between 0.025 nanograms per microliter (ng/ul) and 0.25 ng/ul.

TABLE 1

Dichlorodifluoromethane	Carbon Tetrachloride	Chloroethane
Trichlorofluoromethane	1,2-Dichloroethane	Benzene
1,1-Dichloroethene	Trichloroethene	Toluene
Methylene Chloride	1,1,2-Trichloroethane	Ethylbenzene
trans-1,2-Dichloroethene	Tetrachloroethene	m-/p-Xylene
1,1-Dichloroethane	Chloroform	o-Xylene
cis-1,2-Dichloroethene	1,1,1,2-Tetrachloroethane	Vinyl Chloride
1,1,1-Trichloroethane	1,1,2,2-Tetrachloroethane	Freon 113
4-Methyl-2-Pentanone	Cyclohexane	Acetone
Chlorobenzene	2-Butanone	Isobutane

Sample Replicates
A replicate analysis (duplicate) was run to evaluate the reproducibility of the sampling system and instrument. The difference between samples did not vary more than 20%.

Equipment Blanks
Blanks were run at the beginning of each workday and after calibrations. The blanks were collected using an ambient air sample. These blanks checked the septum, syringe, GC column, GC detector and the ambient air. Contamination was not found in any of the blanks analyzed during this investigation. Blank results are given along with the sample results.

Tracer Gas Leak Test
A tracer gas was applied to the soil gas probes at each point of connection in which ambient air could enter the sampling system. These points include the top of the sampling probe where the tubing meets the probe connection and the surface bentonite seals. Isobutane was used as the tracer gas. No Isobutane was found in any of the samples collected.

Purge Volume
The standard purge volume of three volumes was purged in accordance with the July 2015 DTSC/RWQCB Advisory for Active Soil Gas Investigations.

Shut-in Test
A shut-in test was conducted prior to purging or sampling each location to check for leaks in the above-ground sampling system. The system was evaluated to a minimum measured vacuum of

100 inches of water. The vacuum gauge was calibrated and sensitive enough to indicate a water pressure change of at least 0.5 inches.

Scope of Work

To achieve the objective of this investigation a total of 11 vapor samples were collected from 10 locations at the site. Sampling depths, vacuum readings, purge volume and sampling volumes are given on the analytical results page. All the collected vapor samples were analyzed on-site using Optimal's mobile laboratory.

Subsurface Conditions

Soil conditions offered sampling flows at 0" water vacuum.

Results

During this vapor investigation, none of the compounds listed in Table 1 above were detected above the listed reporting limits. A complete table of analytical results is included with this report.

Disclaimer

All conclusions presented in this letter are based solely on the information collected by the soil vapor survey conducted by Optimal Technology. Soil vapor testing is only a subsurface screening tool and does not represent actual contaminant concentrations in either the soil and/or groundwater. We enjoyed working with you on this project and look forward to future projects. If you have any questions, please contact me at (877) 764-5427.

Sincerely,

John Rice

John Rice
Project Manager

OPTIMAL TECHNOLOGY
Specializing in Environmental Field Services

SOIL VAPOR RESULTS

Site Name: 9001, 9015 & 9019 Long Beach Bl., South Gate, CA **Lab Name:** Optimal Technology **Date:** 2/20/19
Analyst: J. Rice **Collector:** J. Rice **Inst. ID:** Agilent 6890N
Method: Modified EPA 8260B **Detector:** Agilent 5973N Mass Spectrometer **Page:** 1 of 2

SAMPLE ID	BLANK-1	SV-1	SV-2	SV-3	SV-4	SV-5	SV-6	SV-7
Sampling Depth (Ft.)	N/A	5.0	5.0	5.0	5.0	5.0	5.0	5.0
Purge Volume (ml)	N/A	915	915	915	915	915	1,960	1,960
Vacuum (in. of Water)	N/A	0	0	0	0	0	0	0
Injection Volume (ul)	50,000	50,000	50,000	50,000	50,000	50,000	50,000	50,000
Dilution Factor	1	1	1	1	1	1	1	1

COMPOUND	REP. LIMIT	CONC (ug/L)	CONC (ug/L)	CONC (ug/L)	CONC (ug/L)	CONC (ug/L)	CONC (ug/L)	CONC (ug/L)	CONC (ug/L)
Dichlorodifluoromethane	1.00	ND	ND	ND	ND	ND	ND	ND	ND
Chloroethane	1.00	ND	ND	ND	ND	ND	ND	ND	ND
Trichlorofluoromethane	1.00	ND	ND	ND	ND	ND	ND	ND	ND
Freon 113	1.00	ND	ND	ND	ND	ND	ND	ND	ND
Methylene Chloride	0.50	ND	ND	ND	ND	ND	ND	ND	ND
1,1-Dichloroethane	0.80	ND	ND	ND	ND	ND	ND	ND	ND
Chloroform	0.06	ND	ND	ND	ND	ND	ND	ND	ND
1,1,1-Trichloroethane	1.00	ND	ND	ND	ND	ND	ND	ND	ND
Carbon Tetrachloride	0.02	ND	ND	ND	ND	ND	ND	ND	ND
1,2-Dichloroethane	0.04	ND	ND	ND	ND	ND	ND	ND	ND
Trichloroethene (TCE)	0.10	ND	ND	ND	ND	ND	ND	ND	ND
1,1,2-Trichloroethane	0.08	ND	ND	ND	ND	ND	ND	ND	ND
Tetrachloroethene (PCE)	0.10	ND	ND	ND	ND	ND	ND	ND	ND
1,1,1,2-Tetrachloroethane	0.18	ND	ND	ND	ND	ND	ND	ND	ND
1,1,2,2-Tetrachloroethane	0.02	ND	ND	ND	ND	ND	ND	ND	ND
Vinyl Chloride	0.004	ND	ND	ND	ND	ND	ND	ND	ND
Acetone	1.00	ND	ND	ND	ND	ND	ND	ND	ND
1,1-Dichloroethene	1.00	ND	ND	ND	ND	ND	ND	ND	ND
trans-1,2-Dichloroethene	1.00	ND	ND	ND	ND	ND	ND	ND	ND
2-Butanone (MEK)	1.00	ND	ND	ND	ND	ND	ND	ND	ND
cis-1,2-Dichloroethene	1.00	ND	ND	ND	ND	ND	ND	ND	ND
Cyclohexane	1.00	ND	ND	ND	ND	ND	ND	ND	ND
Benzene	0.03	ND	ND	ND	ND	ND	ND	ND	ND
4-Methyl-2-Pentanone	1.00	ND	ND	ND	ND	ND	ND	ND	ND
Toluene	1.00	ND	ND	ND	ND	ND	ND	ND	ND
Chlorobenzene	1.00	ND	ND	ND	ND	ND	ND	ND	ND
Ethylbenzene	0.50	ND	ND	ND	ND	ND	ND	ND	ND
m/p-Xylene	1.00	ND	ND	ND	ND	ND	ND	ND	ND
o-Xylene	1.00	ND	ND	ND	ND	ND	ND	ND	ND
TPH-g	10.00	ND	ND	ND	ND	ND	ND	ND	ND
Isobutane (Tracer Gas)	1.00	ND	ND	ND	ND	ND	ND	ND	ND

Note: ND = Below Listed Reporting Limit

1667 Cross Bridge Place, Thousand Oaks, CA 91362 • Toll Free (877) SOIL GAS (764-5427) • (818) 734-6230 • Fax (818) 734-6235

OPTIMAL TECHNOLOGY
Specializing in Environmental Field Services

SOIL VAPOR RESULTS

Site Name: 9001, 9015 & 9019 Long Beach Bl., South Gate, CA **Lab Name:** Optimal Technology **Date:** 2/20/19
Analyst: J. Rice **Collector:** J. Rice **Inst. ID:** Agilent 6890N
Method: Modified EPA 8260B **Detector:** Agilent 5973N Mass Spectrometer **Page:** 2 of 2

SAMPLE ID	SV-8	SV-9	SV-10	SV-10 Dup				
Sampling Depth (Ft.)	5.0	5.0	5.0	5.0				
Purge Volume (ml)	1,960	1,960	1,960	1,960				
Vacuum (in. of Water)	0	0	0	0				
Injection Volume (ul)	50,000	50,000	50,000	50,000				
Dilution Factor	1	1	1	1				

COMPOUND	REP. LIMIT	CONC (ug/L)	CONC (ug/L)	CONC (ug/L)	CONC (ug/L)				
Dichlorodifluoromethane	1.00	ND	ND	ND	ND				
Chloroethane	1.00	ND	ND	ND	ND				
Trichlorofluoromethane	1.00	ND	ND	ND	ND				
Freon 113	1.00	ND	ND	ND	ND				
Methylene Chloride	0.50	ND	ND	ND	ND				
1,1-Dichloroethane	0.80	ND	ND	ND	ND				
Chloroform	0.06	ND	ND	ND	ND				
1,1,1-Trichloroethane	1.00	ND	ND	ND	ND				
Carbon Tetrachloride	0.02	ND	ND	ND	ND				
1,2-Dichloroethane	0.04	ND	ND	ND	ND				
Trichloroethene (TCE)	0.10	ND	ND	ND	ND				
1,1,2-Trichloroethane	0.08	ND	ND	ND	ND				
Tetrachloroethene (PCE)	0.10	ND	ND	ND	ND				
1,1,1,2-Tetrachloroethane	0.18	ND	ND	ND	ND				
1,1,2,2-Tetrachloroethane	0.02	ND	ND	ND	ND				
Vinyl Chloride	0.004	ND	ND	ND	ND				
Acetone	1.00	ND	ND	ND	ND				
1,1-Dichloroethene	1.00	ND	ND	ND	ND				
trans-1,2-Dichloroethene	1.00	ND	ND	ND	ND				
2-Butanone (MEK)	1.00	ND	ND	ND	ND				
cis-1,2-Dichloroethene	1.00	ND	ND	ND	ND				
Cyclohexane	1.00	ND	ND	ND	ND				
Benzene	0.03	ND	ND	ND	ND				
4-Methyl-2-Pentanone	1.00	ND	ND	ND	ND				
Toluene	1.00	ND	ND	ND	ND				
Chlorobenzene	1.00	ND	ND	ND	ND				
Ethylbenzene	0.50	ND	ND	ND	ND				
m/p-Xylene	1.00	ND	ND	ND	ND				
o-Xylene	1.00	ND	ND	ND	ND				
TPH-g	10.00	ND	ND	ND	ND				
Isobutane (Tracer Gas)	1.00	ND	ND	ND	ND				

Note: ND = Below Listed Reporting Limit

1667 Cross Bridge Place, Thousand Oaks, CA 91362 • Toll Free (877) SOIL GAS (764-5427) • (818) 734-6230 • Fax (818) 734-6235

OPTIMAL TECHNOLOGY
Specializing in Environmental Field Services

CHAIN OF CUSTODY FORM

Site Name/Number		PO# / Project Ref#	
Site Address	**9001, 9015 & 9019 Long Beach Bl., South Gate, CA**		
Company Name			
Contact Person(s):		Phone#	Email:
Comments:			

				TESTS REQUIRED (please mark with an "X")			
Sample Identification	Sampling Device	Date Collected	Time Collected	**Soil Gas Mod 8260B**	**Soil Gas Mod 8021B**	**Soil Gas Mod 8015**	**Notes**
BLANK-1	Syringe	2/20/19	10:35 AM	x			
SV-1	Syringe	2/20/19	11:03 AM	x			
SV-2	Syringe	2/20/19	11:20 AM	x			
SV-3	Syringe	2/20/19	11:38 AM	x			
SV-4	Syringe	2/20/19	12:00 PM	x			
SV-5	Syringe	2/20/19	12:15 PM	x			
SV-6	Syringe	2/20/19	12:36 PM	x			
SV-7	Syringe	2/20/19	12:55 PM	x			
SV-8	Syringe	2/20/19	1:11 PM	x			
SV-9	Syringe	2/20/19	1:30 PM	x			
SV-10	Syringe	2/20/19	1:50 PM	x			
SV-10 Dup	Syringe	2/20/19	1:50 PM	x			

Collected & Tested by:

John Rice

1667 Cross Bridge Place, Thousand Oaks, CA 91362 • Toll Free (877) SOIL GAS (764-5427) • (818) 734-6230 • Fax (818) 734-6235

Additional Phase II Environmental Site Assessment

9019 Long Beach Boulevard, South Gate, California

prepared for
City of South Gate
8650 California Avenue
South Gate, CA 90280

prepared by
Rincon Consultants, Inc.

January 28, 2020

RINCON CONSULTANTS, INC.
Environmental Scientists | Planners | Engineers
rinconconsultants.com

Rincon Consultants, Inc.

250 East 1st Street, Suite 1400
Los Angeles, California 90012

213 788 4842
FAX 908 2200

info@rinconconsultants.com
www.rinconconsultants.com

January 28, 2020
Project 18-05744

Alex Lawrence
RSG
17872 Gillette Avenue, Suite 350
Irvine, California 92614
Via email: alawrence@webrsg.com

Subject: Additional Phase II Environmental Site Assessment Report
9019 Long Beach Boulevard
South Gate, California 90280

Dear Ms. Lawrence:

This report presents the findings of an Additional Phase II Environmental Site Assessment (ESA) completed by Rincon Consultants, Inc. for the subject property referenced above. The Phase II ESA was performed for the City of South Gate by Rincon Consultants, Inc. The work was conducted based on our Phase I and II ESA, and our Additional Phase II ESA proposal dated May 9, 2019. This Additional Phase II ESA includes the results of soil matrix sampling conducted at the project site.

Thank you for selecting Rincon for this project. If you have any questions, or if we can be of any future assistance, please contact us.

Sincerely,
RINCON CONSULTANTS, INC.

Devin Cheyne
Environmental Scientist

Gib Fates, PG
Principal

PROFESSIONAL GEOLOGIST
DAILEY G. FATES
No. 6123
Expires 5/2020
STATE OF CALIFORNIA

Table of Contents

Executive Summary 1

Introduction 1
Scope of Work 3

Sampling Methodology 3
Soil Matrix Sampling 3

Laboratory Analysis 4

Soil Matrix Sampling Results 4
9019 Long Beach Boulevard 4

Conclusions & Recommendations 5

Limitations 6

References 6

Figures

Figure 1 Vicinity Map
Figure 2 Sample Location Map
Figure 3 0.5-1 Feet bgs Lead Concentrations Map

Tables

Table 1 Soil Matrix Analytical Summary – Metals
Table 2 Soil Matrix Analytical Summary – TPH

Appendices

Appendix A Soil Matrix Laboratory Report

Executive Summary

This report presents the results of an additional Phase II Environmental Site Assessment (ESA) for the subject property located at 9019 Long Beach Boulevard, South Gate, California (Figure 1, Vicinity Map). The 9019 Long Beach Boulevard site is being considered for purchase by the City of South Gate. The Phase II ESA was performed by Rincon Consultants, Inc. (Rincon) for the City of South Gate. The current work was conducted based on the findings of an earlier Phase I ESA conducted by Rincon at the adjacent properties located at 9001 and 9015 Long Beach Boulevard, South Gate, California on January 24, 2019, and an earlier phase II ESA conducted by Rincon at 9001, 9015 and 9019 Long Beach Boulevard on June 21, 2019. The Phase I ESA report identified the following Potential Recognized Environmental Conditions in connection with the subject property:

- 9019 Long Beach Boulevard: This property was identified as located adjacent to the south of the subject property in the Phase I ESA and was included in the sampling effort for the Phase II ESA conducted in June 2019 and this current Phase II ESA. A review of historical documents indicates the onsite presence of an automotive greasing and "gas & oil" facility in 1950, and an automotive repair from 1970 through the present day.

Based on the finding of the Phase I ESA, Rincon performed a Phase II ESA. On February 20, 2019, Rincon mobilized to the project site to advance a total of five borings, RB6-RB10, to a depth of five feet below ground surface (bgs). Soil matrix samples were collected at 0.5 and 5 feet bgs and analyzed for total petroleum hydrocarbons (TPH) by EPA Method 8015M, and CAM 17 Metals by EPA Method 6010B/7471A/7470A. Following the soil matrix sampling, temporary soil vapor probes SV6-SV10 were installed to a depth of five feet bgs. Soil vapor samples were analyzed for volatile organic compounds (VOCs) by EPA Method 8260B.

Based on the metals results of the soil matrix sampling effort, Rincon completed eight additional soil borings at the site to the north and south of RB7 and RB9 on April 18, 2019. The borings were advanced to five feet bgs, and samples were collected at 1, 3 and 5 feet bgs. The samples from 1 and 3 feet bgs from select borings were analyzed for metals and TPH; the 5-foot samples were held pending results of the shallow analyses.

With the exception of arsenic, lead, and thallium none of the metals detected in the soil matrix samples analyzed exceeded their respective San Francisco Bay Regional Water Quality Control Board (SFRWQCB) Environmental Screening Levels (ESLs) for commercial and/or residential land uses. While arsenic was detected at concentrations exceeding its ESL, the reported concentrations were within naturally occurring background concentrations in California soils.

Lead was detected in all the samples analyzed from the site, at concentrations ranging from 1.34 milligrams per kilogram (mg/kg) to 1,600 mg/kg. Concentrations of lead detected in samples RB7-0.5, RB8-0.5, and RB9-0.5 were above the trigger level for performing soluble threshold limit concentration (STLC) tests (10-times the STLC of 5 milligrams per liter [mg/l], or 50 mg/kg). Two of the three STLC tests (RB7-0.5 and RB9-0.5) were above 5 mg/L, classifying the soil in those locations as California, non-Resource Conservation and Recovery Act (RCRA) hazardous waste. One sample, RB7-S2-1, had a detected total lead concentration of 1,600 mg/kg, which exceeded the total threshold level concentration (TTLC) for lead of 1,000 mg/kg, thus classifying it as a California non-

RCRA hazardous waste. That sample had a toxicity characteristic leaching procedure (TCLP) concentration for lead of 0.801 mg/L; therefore, the sample is not considered RCRA hazardous waste.

Thallium was detected above the residential ESL in 8 of the 18 soil matrix samples analyzed.

TPH as gasoline (TPHg) was not detected in any of the soil matrix samples analyzed from the site. TPH as diesel (TPHd) was detected in two samples at 3.03 mg/kg and 6 mg/kg, below the Los Angeles Regional Water Quality Control Board (LARWQCB) soil screening levels (SSLs). TPH as oil (TPHo) was detected in 8 samples analyzed, from 5.53 mg/kg to 10,000 mg/kg. One concentration of TPHo (RB9-0.5) was detected at a concentration equal to the SSL for soil between 20 and 150 feet above groundwater.

No VOCs were detected in any of the soil vapor samples analyzed. Therefore, no further action was recommended for soil vapor at the subject property.

The June 21, 2019 Phase II concluded the following:

- TPHo was elevated in one sample, RB9-0.5. However, this area of elevated TPHo appears to have been delineated.
- Detections of thallium in 8 of the 18 samples analyzed were present at levels exceeding the Residential ESL on the parcel at 9019 Long Beach Boulevard; because such elevated levels can often be an artifact of the EPA Method 6010 analytical methodology, we recommended that future metals testing be performed to report thallium levels using EPA Method 6020.
- Lead detected in the soil matrix samples appears to be elevated in the shallow samples, the elevated lead has not been delineated laterally. Therefore, we recommended additional step-out borings to delineate the horizontal impact of elevated lead in shallow soils. Soils at three of these locations would be classified as non-RCRA hazardous waste for the purposes of disposal.

In an attempt to delineate the elevated lead at the site, Rincon mobilized to the project site on December 27, 2019 to advance a total of 10 additional borings to a depth of 5 feet bgs using a Geoprobe rig. Soil matrix samples were collected at 1, 3, and 5 feet bgs from each of the borings. The samples from 1 and 3 feet bgs from all borings were analyzed for TPHo by EPA Method 8015M, and Lead by EPA Method 6010B. The 5-foot samples were held pending results of the shallow analyses.

Based on the assessments completed to date we have concluded the following:

- The area of TPHo exceeding soil screening criteria appears to have been delineated and is limited to one location on the site: RB9 at a depth of 0.5 ft. bgs.
- Lead concentrations are elevated at levels above the ESL for residential properties in shallow soils in 4 of the 22 soil sampling locations at this property. Lead concentrations are elevated at levels considered California Non-RCRA hazardous waste for the purposes of disposal in 4 of the 22 sample locations. Based on the site assessments completed, the lead contamination is vertically and laterally delineated and appears to be concentrated in the top one foot of the site in the northern and central portion of the property. We have estimated the volume of lead-impacted soil in this area to be approximately 250 cubic yards, encompassing approximately 150 cubic yards of soil exceeding the ESL for residential properties, and approximately 100 cubic yards which would be considered California Non-RCRA hazardous waste if excavated.

- Detections of thallium in 8 of the 18 soil samples analyzed were present at levels exceeding the Residential ESL; in our experience, such elevated levels can often be an artifact of the EPA Method 6010 analytical methodology. During remediation, thallium should be tested by EPA Method 6020 to verify the concentration of thallium at the site.
- Prior to redevelopment, the City of South Gate may consider approaching a regulatory agency for voluntary oversite of the remediation of the lead and TPH impacts at the subject property. The City should also consider preparing a soil management plan for the site to help guide decision-making and soil handling during redevelopment activities.

Introduction

This report presents the results of an additional Phase II Environmental Site Assessment (ESA) for the subject property located at 9019 Long Beach Boulevard, South Gate, California (Figure 1, Vicinity Map). The additional Phase II ESA was performed by Rincon Consultants, Inc. (Rincon) for the City of South Gate.

The work was conducted based on the findings of the Phase II site assessment previously conducted by Rincon Consultants Inc. dated June 21, 2019.

Additional step-out borings were recommended to delineate the horizontal impact of elevated lead and total petroleum hydrocarbons (THP) in shallow soils.

Scope of Work

The following tasks were performed as part of this Phase II ESA:

- **Health and Safety Plan**. A Health and Safety Plan was developed for the Phase II ESA sampling personnel. Rincon's Health and Safety Plan outlines the measures to be followed to minimize potential chemical exposure to onsite workers and the public. This document was prepared prior to the commencement of field work. This document is required by Federal law.

- **Utility Notification.** Prior to the commencement of drilling activities, planned soil boring locations at the project site were pre-marked and Underground Service Alert (USA) utility marking service was contacted to mark areas where underground public utilities might be located in the drilling areas. California law requires this notification.

- **Soil matrix Sampling and Testing.** Soil matrix sampling and laboratory analytical testing was conducted as described in this report.

- **Reporting.** Preparation of this report documenting the findings and conclusions of the investigations completed.

Sampling Methodology

Soil Matrix Sampling

On December 27, 2019, Rincon mobilized to the project site to advance a total of 10 borings to a depth of 5 feet below ground surface (bgs) using a Geoprobe rig. The borings were completed by Choice Drilling. In each of the ten borings (RB11-RB20) advanced at the site, soil matrix samples were collected at 1, 3, and 5 feet bgs.

The sampling rig hydraulically drives a rod into the ground. When the target soil sampling depth is reached, a soil sampler is attached to the end of the rod. The soil sampler consists of a 3.25-inch diameter tube equipped with acetate liners. By advancing this sampler into the soil, soil is forced into the opening of the sampling tube and a sample is obtained. Once the sampler is filled, it is retrieved, and the sample liner is removed. Soil from within the liner is used to log the borehole. A portion of the liner is then capped with plastic end caps, labeled, placed in a cooler chilled to 4-degrees Centigrade and transferred to the analytical laboratory.

The samples were transported under chain-of-custody documentation by courier to Enthalpy Analytical, a State-certified analytical laboratory in Orange, California. All soil sampling was performed under the oversight of a California Professional Geologist.

All soil matrix sample locations completed at the 9019 Long Beach property are depicted in Figure 2, Sample Location Map.

Laboratory Analysis

A total of 20 soil matrix samples collected from the project site were analyzed for the following:

- Total lead by EPA Method 6010B
- TPH-Oil by EPA Method 8015M

Soil samples from 1 and 3 feet bgs from all borings were analyzed for TPHo by EPA Method 8015M, and Lead by EPA Method 6010B. The 5-foot samples were held pending results of the shallow analyses.

Soil Matrix Sampling Results

A copy of the soil matrix analytical report is included in Appendix A. Detected concentrations of constituents in soil matrix were compared to the San Francisco Bay Regional Water Quality Control Board Environmental Screening Levels (SFBRWQCB ESLs). Detected concentrations of metals were also compared to the *Background Concentrations of Trace and Major Elements in California Soils* (Kearney, 1996). Detected concentrations of TPH were compared to the Los Angeles Regional Water Quality Control Board's Soil Screening Levels (LARWQCB SSLs).

The lithology from 0-5 feet bgs consists of light brown silty sand with some medium gravel, consistent with past assessments on the subject property. Samples were screened for volatile organic compounds (VOCs) with a photoionization detector (PID) in the field. No VOC detections were observed. No visual or olfactory indications of impacted soil were noted in the field.

Lead

Metals analytical results are summarized in Table 1.

Lead was detected in all the samples analyzed, with reported concentrations ranging from 5.8 milligrams per kilogram (mg/kg) to 102 mg/kg. Of the 20 samples analyzed in this sampling event, one reported at concentrations that exceeded either the commercial or residential ESL for lead.

Since two of the detected concentrations of total lead exceeded 10-times the associated Soluble Threshold Limit Concentration (STLC), which is used for determining hazardous waste characterization in California under California Code of Regulations (CCR) Title 22, Section 66261.24, an STLC extraction (using the Waste Extraction Test [WET] method) was completed by the laboratory and analyzed to evaluate the soluble component of lead in the samples. In addition, if: 1) the metal's Total Threshold Limit Concentration (TTLC) was exceeded; or 2) its concentration was greater than 20-times its associated Toxicity Characteristic Leaching Procedure (TCLP) limit (a testing methodology to determine if a solid waste is considered hazardous under the Resource Conservation and Recovery Act [RCRA]); or 3) WET results exceeded the STLC, a TCLP extraction was completed and the respective constituent(s) were analyzed in the solution.

Concentrations of total lead detected in samples RB14-1, and RB18-1 were above the trigger level for performing STLC tests. One of the two STLC tests (RB18-1) was above 5 milligram per liter (mg/L,) classifying soil in that location as California, non-RCRA hazardous waste. The previous assessment soil samples had a TCLP for lead of 0.801 mg/L at nearby location RB7-S2; therefore, the soil in this vicinity would not be considered a RCRA hazardous waste if excavated.

TPH

TPH analytical results are summarized in Table 2.

TPH as oil was detected in 16 of the 20 samples analyzed, with reported concentrations ranging from 32 mg/kg to 2,100 mg/kg. All concentrations of TPHo were below the LARWQCB SSL of 10,000 mg/kg for soil between 20 and 150 feet above groundwater.

Conclusions & Recommendations

Based on the recent Phase II ESA, lead concentrations were detected at levels that trigger STLC analyses in 2 of the 10 sampling locations. Based on these additional STLC analyses, soil at one of these locations would be classified as non-RCRA hazardous waste for the purposes of disposal. TPHo concentrations were all below the LARWQCB SSL.

Based on the assessments completed to date we have concluded the following:

- The area of TPHo exceeding soil screening criteria appears to have been delineated and is limited to one location on the site: RB9 at a depth of 0.5 ft. bgs.
- Lead concentrations are elevated at levels above the ESL for residential properties in shallow soils in 4 of the 22 soil sampling locations at this property. Lead concentrations are elevated at levels that would be considered California Non-RCRA hazardous waste in 4 of the 22 sample locations for the purposes of disposal. Based on the site assessments completed, the lead contamination is vertically and laterally delineated and appears to be concentrated in the top one foot of the site in the northern and central portion of the property. We have estimated the volume of lead-impacted soil in this area to be approximately 250 cubic yards, encompassing approximately 150 cubic yards of soil exceeding the environmental screening limit for residential properties, and approximately 100 cubic yards which would be considered California Non-RCRA hazardous waste if excavated.
- Detections of thallium in 8 of the 18 soil samples analyzed were present at levels exceeding the Residential ESL; in our experience, such elevated levels can often be an artifact of the EPA Method 6010 analytical methodology. During remediation, thallium should be tested by EPA Method 6020 to verify the concentration of thallium at the site.
- Prior to redevelopment, the City of South Gate may consider approaching a regulatory agency for voluntary oversite of the remediation of the lead and TPH impacts at the subject property. The City should also consider preparing a soil management plan for the site to help guide decision-making and soil handling during redevelopment activities.

Limitations

This report has been prepared for and is intended for the exclusive use of the City of South Gate. The contents of this report should not be relied upon by any other party without the written consent of Rincon Consultants, Inc.

This scope was not intended to completely establish the quantities and distribution of contaminants present at the project site or to determine the cost to remediate the project site. The concentrations of contaminants measured at any given location may not be representative of conditions at other locations. Further, conditions may change at any particular location as a function of time in response to natural conditions, chemical reactions and other events. Conclusions regarding the condition of the project site do not represent a warranty that all areas within the project site are similar to those sampled.

References

The following reference materials were used in the preparation of this Phase II ESA:

Previous Assessments

Priority I Environmental, *Phase I Environmental Site Assessment 9001, 9015, 9019 Long Beach Boulevard, South Gate, California,* December 2017.

Rincon Consultants*, Phase II ESA Report 9001, 9015,* 9019 Long Beach Boulevard, South Gate, California*,* June 2019

Screening Levels

Kearney, Background Concentrations of Trace and Major Elements in California Soils, University of California, 1996.

San Francisco Bay Regional Water Quality Control Board (SFBRWQCB) Environmental Screening Levels (revised January 2019).

Los Angeles Regional Water Quality Control Board Soil Screening Levels, May 1996.

Tables

Table 1
Summary of Soil Matrix Analytical Results - Metals
9019 Long Beach Boulevard, South Gate, California

Boring	Sample Depth (feet below grade)	Sample Date	Antimony	Arsenic	Barium	Beryllium	Cadmium	Chromium	Cobalt	Copper	Lead			Mercury	Molybdenum	Nickel	Selenium	Silver	Thallium	Vanadium	Zinc
											Total (mg/kg)	Soluble STLC (mg/L)	Soluble TCLP (mg/L)								
			Results in mg/kg																		
RB6	0.5	2/20/2019	ND<0.37	**2.86**	**118**	ND<0.17	**0.75**	**16.6**	**11.9**	**53.5**	**9.94**	--	--	ND<0.039	**1.58**	**22.3**	ND<0.72	ND<0.13	ND<0.42	**36.9**	**84.8**
	5	2/20/2019	ND<0.37	ND<0.36	**107**	ND<0.17	**0.78**	**14.8**	**9.22**	**15**	**1.34**	--	--	ND<0.039	ND<0.13	**11.8**	ND<0.72	ND<0.13	ND<0.42	**36.8**	**47.8**
RB7	0.5	2/20/2019	ND<0.37	ND<0.36	**138**	ND<0.17	**3.66**	**21**	**10.7**	**60.1**	**69.9**	**6.06**	--	ND<0.039	**1.63**	**26.3**	ND<0.72	ND<0.13	ND<0.42	**45.1**	**168**
	5	2/20/2019	ND<0.37	ND<0.36	**163**	ND<0.17	**1.06**	**21.1**	**13.5**	**23.3**	**1.55**	--	--	ND<0.039	ND<0.13	**17.5**	ND<0.72	ND<0.13	ND<0.42	**52.4**	**70.1**
RB7-N1	1	4/18/2019	ND<0.37	**3.76**	**210**	ND<0.17	**0.73**	**24.7**	**15.3**	**27.4**	**7.42**	--	--	ND<0.039	ND<0.13	**16.8**	ND<0.72	ND<0.13	7.04	**49.8**	**75.6**
	3	4/18/2019	ND<0.37	ND<0.36	**71.2**	ND<0.17	ND<0.21	**12**	**8.06**	**9.37**	**2.87**	--	--	ND<0.039	ND<0.13	**7.38**	ND<0.72	ND<0.13	4.29	**32.1**	**34.6**
RB7-S1	1	4/18/2019	ND<0.37	**2.95**	**249**	ND<0.17	**0.92**	**25.4**	**13.9**	**40.6**	**102**	--	--	ND<0.039	ND<0.13	**17.3**	ND<0.72	ND<0.13	5.81	**52**	**162**
	3	4/18/2019	ND<0.37	**3.31**	**166**	ND<0.17	**0.72**	**23**	**14.4**	**26.5**	**5.38**	--	--	ND<0.039	1.02	**15.7**	ND<0.72	ND<0.13	6.82	**46.2**	**60.9**
RB7-S2	1	4/18/2019	--	--	--	--	--	--	--	--	**1,600**	--	**0.801**	--	--	--	--	--	--	--	--
	3	4/18/2019	--	--	--	--	--	--	--	--	**4.49**	--	--	--	--	--	--	--	--	--	--
RB8	0.5	2/20/2019	ND<0.37	ND<0.36	**152**	ND<0.17	**0.98**	**18.3**	**10.9**	**26.4**	**56**	**2.85**		ND<0.039	ND<0.13	**16.6**	ND<0.72	ND<0.13	ND<0.42	**44.7**	**114**
	5	2/20/2019	ND<0.37	ND<0.36	**115**	ND<0.17	**0.66**	**14.4**	**8.7**	**20.8**	**10.9**	--	--	**0.16**	**1.25**	**16.3**	ND<0.72	ND<0.13	ND<0.42	**36**	**68.7**
RB9	0.5	2/20/2019	ND<0.37	ND<0.36	**93.3**	ND<0.17	**2.29**	**15.3**	**6.02**	**29.2**	**58.9**	**7.07**	--	ND<0.039	**2.18**	**16.2**	ND<0.72	ND<0.13	ND<0.42	**33**	**76.9**
	5	2/20/2019	ND<0.37	ND<0.36	**165**	ND<0.17	**0.99**	**19.7**	**12**	**23.1**	**3.87**	--	--	ND<0.039	**1.37**	**15.6**	ND<0.72	ND<0.13	ND<0.42	**48.2**	**63**
RB9-N1	1	4/18/2019	ND<0.37	**11.1**	**165**	ND<0.17	**0.93**	**21.4**	**11.8**	**29.2**	**142**	--	--	ND<0.039	**ND<0.13**	**14.7**	ND<0.72	ND<0.13	5.32	**44.7**	**81.8**
	3	4/18/2019	ND<0.37	**6.63**	**215**	ND<0.17	**0.91**	**25.9**	**18**	**34.1**	**7.73**	--	--	ND<0.039	**3.33**	**19**	ND<0.72	ND<0.13	6.39	**55.2**	**69.7**
RB9-N2	1	4/18/2019	--	--	--	--	--	--	--	--	**131**	--	--	--	--	--	--	--	--	--	--
	3	4/18/2019	--	--	--	--	--	--	--	--	**5.29**	--	--	--	--	--	--	--	--	--	--
RB9-S1	1	4/18/2019	ND<0.37	**2.9**	**165**	ND<0.17	**0.63**	**19.2**	**11.3**	**24.6**	**65.1**	--	--	ND<0.039	**ND<0.13**	**13.4**	ND<0.72	ND<0.13	4.78	**44.3**	**87.2**
	3	4/18/2019	ND<0.37	**3.08**	**195**	ND<0.17	**0.65**	**20.4**	**12.1**	**24.4**	**10.7**	--	--	ND<0.039	**ND<0.13**	**14.4**	ND<0.72	ND<0.13	5.5	**44.3**	**60**
RB9-S2	1	4/18/2019	--	--	--	--	--	--	--	--	**254**	--	--	--	--	--	--	--	--	--	--
	3	4/18/2019	--	--	--	--	--	--	--	--	**7.49**	--	--	--	--	--	--	--	--	--	--
RB10	0.5	2/20/2019	ND<0.37	ND<0.36	**142**	ND<0.17	**0.99**	**20.6**	**11.5**	**26.6**	**13.8**	--	--	ND<0.039	ND<0.13	**16.3**	ND<0.72	ND<0.13	ND<0.42	**47.4**	**84**
	5	2/20/2019	ND<0.37	ND<0.36	**185**	ND<0.17	**0.99**	**20.7**	**12.1**	**24.4**	**2.81**	--	--	ND<0.039	ND<0.13	**16.6**	ND<0.72	ND<0.13	ND<0.42	**45.5**	**66.7**
RB11	1	12/29/2019	--	--	--	--	--	--	--	--	**12.2**	--	--	--	--	--	--	--	--	--	--
	3	12/29/2019	--	--	--	--	--	--	--	--	**12.6**	--	--	--	--	--	--	--	--	--	--
RB12	1	12/29/2019	--	--	--	--	--	--	--	--	**19.4**	--	--	--	--	--	--	--	--	--	--
	3	12/29/2019	--	--	--	--	--	--	--	--	**6.8**	--	--	--	--	--	--	--	--	--	--
RB13	1	12/29/2019	--	--	--	--	--	--	--	--	**36.1**	--	--	--	--	--	--	--	--	--	--
	3	12/29/2019	--	--	--	--	--	--	--	--	**9.15**	--	--	--	--	--	--	--	--	--	--
RB14	1	12/29/2019	--	--	--	--	--	--	--	--	**56.1**	**3.57**	--	--	--	--	--	--	--	--	--
	3	12/29/2019	--	--	--	--	--	--	--	--	**8.33**	--	--	--	--	--	--	--	--	--	--
RB15	1	12/29/2019	--	--	--	--	--	--	--	--	**17.8**	--	--	--	--	--	--	--	--	--	--
	3	12/29/2019	--	--	--	--	--	--	--	--	**16.8**	--	--	--	--	--	--	--	--	--	--
RB16	1	12/29/2019	--	--	--	--	--	--	--	--	**10.5**	--	--	--	--	--	--	--	--	--	--
	3	12/29/2019	--	--	--	--	--	--	--	--	**5.8**	--	--	--	--	--	--	--	--	--	--
RB17	1	12/29/2019	--	--	--	--	--	--	--	--	**8.51**	--	--	--	--	--	--	--	--	--	--
	3	12/29/2019	--	--	--	--	--	--	--	--	**6.51**	--	--	--	--	--	--	--	--	--	--
RB18	1	12/29/2019	--	--	--	--	--	--	--	--	**102**	**17.8**	--	--	--	--	--	--	--	--	--
	3	12/29/2019	--	--	--	--	--	--	--	--	**6.9**	--	--	--	--	--	--	--	--	--	--
RB19	1	12/29/2019	--	--	--	--	--	--	--	--	**8.85**	--	--	--	--	--	--	--	--	--	--
	3	12/29/2019	--	--	--	--	--	--	--	--	**4.74**	--	--	--	--	--	--	--	--	--	--
RB20	1	12/29/2019	--	--	--	--	--	--	--	--	**13.4**	--	--	--	--	--	--	--	--	--	--
	3	12/29/2019	--	--	--	--	--	--	--	--	**7.98**	--	--	--	--	--	--	--	--	--	--
Trigger Level for performing CA-WET (10 x STLC)			150	50	1,000	7.5	10	50	800	250	50	NA	NA	2.0	3,500	200	10	50	70	240	2,500
Trigger Level for performing TCLP (20 x TCLP)			NA	100	2,000	NE	20	100	NE	NE	100	NA	NA	4.0	NE	NE	20	100	NE	NE	NE
Background Concentration			0.15 - 1.95	0.6 - 11	133 - 1,400	0.25 - 2.70	0.05 - 1.70	23 - 1,579	2.7 - 46.9	9.1 - 96.4	12.4 - 97.1	NA	NA	0.05 - 0.90	0.1 - 9.6	9.0 - 509	0.015 - 0.430	0.10 - 8.3	0.17- 1.1	39 - 288	88 - 236
ESL (Residential)			11	0.067	15,000	16	78	NE	23	3,100	80	NA	NA	13	390	820	390	390	0.78	390	23,000
ESL (Commercial)			160	3.60	220,000	230	1100	NE	350	47,000	320	NA	NA	190	5800	11,000	5,800	5,800	12	5,800	350,000
Dispose Offsite as Cal-Haz Waste	STLC (mg/L)		15	5	100	0.75	1	5	80	25	5	5.0	NA	0.2	350	20	1	5	7	24	250
	TTLC		500	500	10,000	75	100	2,500	2,500	8,000	1,000	NA	NA	20	3,500	2,000	100	500	700	2,400	5,000
Dispose Offsite as RCRA-Haz Waste	TCLP (mg/L)		NE	5	100	NE	1	5	NE	NE	5	NA	5.0	0.2	NE	NE	1	5	NE	NE	NE

Definitions:
bold - Constituent detected above laboratory reporting limit
shaded - Constituent detected above a screening level
< - Constituent not detected above associated laboratory reporting limit
Background Concentration - Kearney, Background Concentrations of Trace and Major Elements in California Soils, University of California, 1996
ESL - San Francisco Bay Regional Water Quality Control Board (SFRWQCB) Environmental Screening Levels (revised January 2019); Summary of Soil ESLs table for human health direct exposures.
Metals - As defined in California Code of Regulations, Title 22, Division 4.5, Chapter 11, Article 3, Section 66261.24 (seventeen metals listed in Table II); known as Title 22 CAM 17
Metals analyzed by EPA method 6010B
mg/kg - milligrams per kilogram
mg/L - milligrams per liter
"--" - Not sampled
NE - Screening level not established
NA- Not Applicable
STLC - Soluble Threshold Limit Concentrations (California Code of Regulations, Title 22, Division 4.5, Chapter 11, Article 3, Section 66261.24) (Laboratory Preparation Method T22.11.5 All)
TCLP - Toxicity Characteristic Leaching Procedure (Code of Federal Regulations, Title 40, Chapter I, Subchapter I, Part 261, Section 261.24) (Laboratory Preparation Method EPA 1311)
TTLC - Total Threshold Limit Concentration (California Code of Regulations, Title 22, Division 4.5, Chapter 11, Article 3, Section 66261.24)

Table 2
Summary of Soil Matrix Analytical Results - TPH
9019 Long Beach Boulevard, South Gate, California

Boring	Sample Depth (feet below grade)	Sample Date	TPH gasoline (C6 to C12)	TPH diesel (C13 to C22)	TPH oil (C23 to C44)
			Results in mg/kg		
RB6	0.5	2/20/2019	ND<250	ND<250	**420**
	5	2/20/2019	ND<10	ND<10	ND<10
RB7	0.5	2/20/2019	ND<50	ND<50	**110**
	5	2/20/2019	ND<10	ND<10	ND<10
RB7-N1	1	4/18/2019	ND<0.239	ND<0.022	ND<2.1
	3	4/18/2019	ND<0.239	ND<0.022	ND<2.1
RB7-S1	1	4/18/2019	ND<0.239	ND<0.55	ND<52.5
	3	4/18/2019	ND<0.239	ND<0.022	ND<2.1
RB8	0.5	2/20/2019	ND<100	ND<100	**160**
	5	2/20/2019	ND<200	ND<200	**350**
RB9	0.5	2/20/2019	ND<500	ND<500	**10,000**
	5	2/20/2019	ND<10	ND<10	ND<10
RB9-N1	1	4/18/2019	ND<0.239	ND<0.55	ND<52.5
	3	4/18/2019	ND<0.239	**3.03**	ND<2.1
RB9-S1	1	4/18/2019	ND<0.239	ND<0.22	ND<21
	3	4/18/2019	ND<0.239	**6**	**5.53**
RB10	0.5	2/20/2019	ND<100	ND<100	**320**
	5	2/20/2019	ND<10	ND<10	**10**
RB11	1	12/29/2019	--	--	**440**
	3	12/29/2019	--	--	**190**
RB12	1	12/29/2019	--	--	**210**
	3	12/29/2019	--	--	ND<10
RB13	1	12/29/2019	--	--	**1100**
	3	12/29/2019	--	--	**72**
RB14	1	12/29/2019	--	--	**100**
	3	12/29/2019	--	--	**32**
RB15	1	12/29/2019	--	--	**2100**
	3	12/29/2019	--	--	**34**
RB16	1	12/29/2019	--	--	**100**
	3	12/29/2019	--	--	ND<10
RB17	1	12/29/2019	--	--	**88**
	3	12/29/2019	--	--	ND<10
RB18	1	12/29/2019	--	--	**310**
	3	12/29/2019	--	--	**56**
RB19	1	12/29/2019	--	--	**76**
	3	12/29/2019	--	--	ND<10
RB20	1	12/29/2019	--	--	**430**
	3	12/29/2019	--	--	**41**
ESL (Residential)			430	260	12,000
ESL (Commercial/Industrial)			2,000	1,200	180,000
LA RWQCB SSL			500	1,000	10,000

Definitions:
bold - Constituent detected above laboratory reporting limit
shaded - Constituent detected above a screening level
TPH - Total Petroleum Hydrocarbons
mg/kg - milligrams per kilogram
"--" - Not tested
ND - not detected above the method detection limit

LA RWQCB SSL - Los Angeles RWQCB Maximum Soil Screening Levels (SSLs) for TPH and Benzene, Toluene, Ethylbenzene, and Xylenes (BTEX) Above Drinking Water Aquifers, for soil between 20 and 150 feet above groundwater (Table 4-1), May 1996

ESL - San Francisco Bay Regional Water Quality Control Board (SFBRWQCB) Environmental Screening Levels (revised January 2019), Summary of Soil ESLs table for human health direct exposures
TPH analyzed by EPA Method 8015

Figures

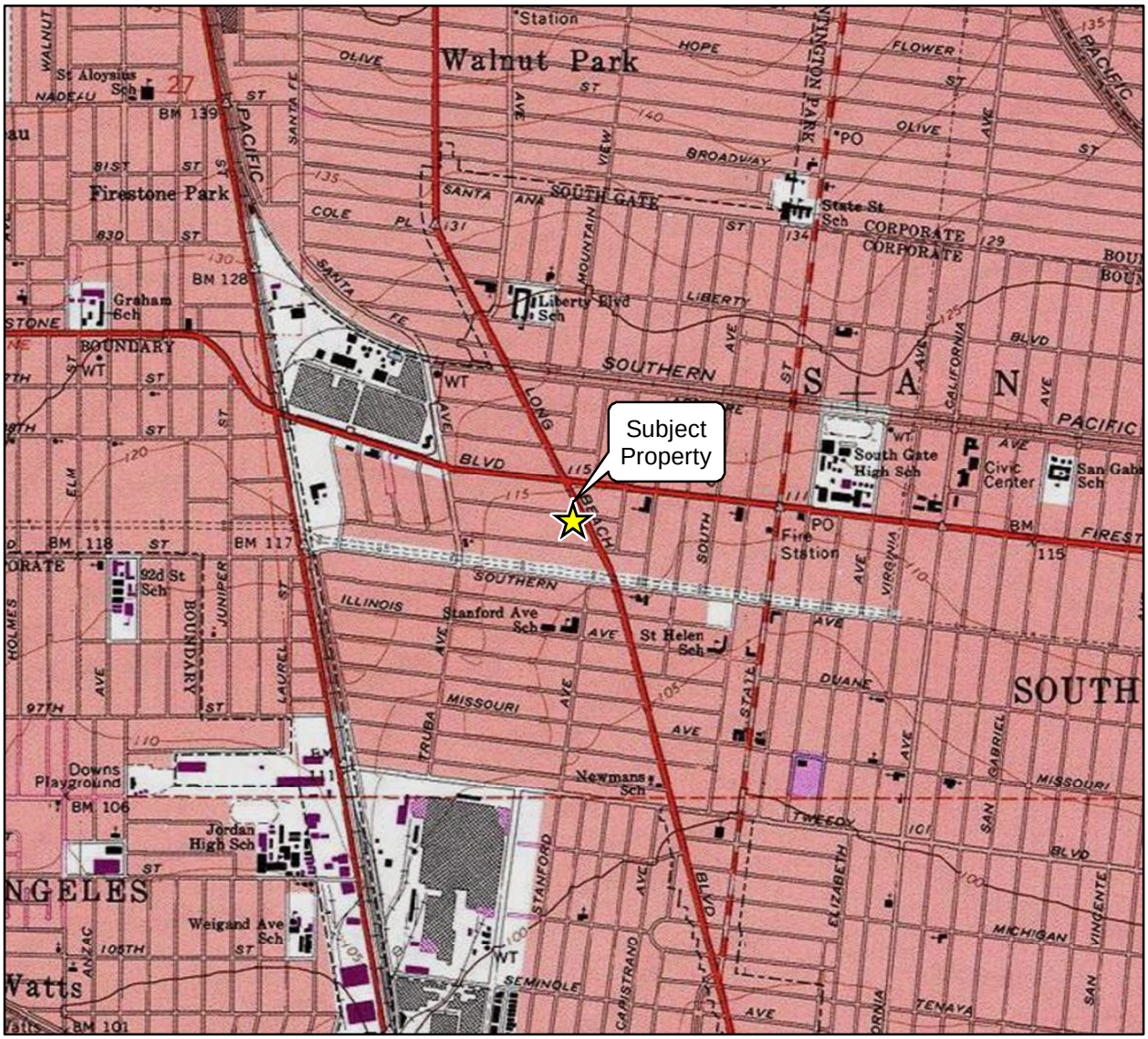

Imagery provided by National Geographic Society, Esri and its licensors © 2019. The topographic representation depicted in this map may not portray all of the features currently found in the vicinity today and/or features depicted in this map may have changed since the original topographic map was assembled.

0 1,000 2,000
Scale in Feet

N

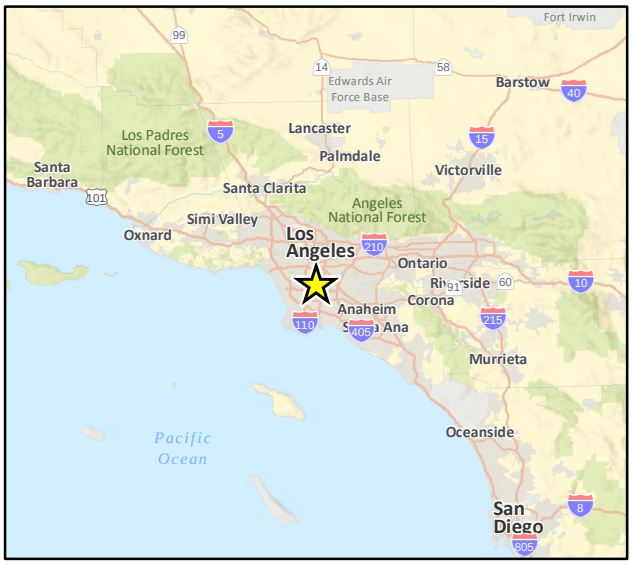

Vicinity Map

Figure 1

Rincon Consultants, Inc.

Imagery provided by Microsoft Bing and its licensors © 2020.

Sample Location Map

Figure 2

Rincon Consultants, Inc.

Imagery provided by Microsoft Bing and its licensors © 2020.

0.5-1 feet bgs Lead Concentrations Map

Figure 3

Rincon Consultants, Inc.

Appendix A

Soil Matrix Laboratory Report

Enthalpy Analytical, LLC

931 W. Barkley Ave - Orange, CA 92868
Tel: (714)771-6900 Fax: (714)538-1209
www.enthalpy.com
info-sc@enthalpy.com

MONTROSE ENVIRONMENTAL

Client:	Rincon Consultants - LA	Lab Request:	423303
Address:	250 E. 1st Street Suite 1400 Los Angeles, CA 90012	Report Date:	01/08/2020
		Date Received:	12/30/2019
		Client ID:	15729
Attn:	Devin Cheyne		

Comments: 9019 N. Long Beach Blvd.
17-03990

This laboratory request covers the following listed samples which were analyzed for the parameters indicated on the attached Analytical Result Report. All analyses were conducted using the appropriate methods. Methods accredited by NELAC are indicated on the report. This cover letter is an integral part of the final report.

Sample #	Client Sample ID	Sample #	Client Sample ID
423303-001	RB11-1	423303-025	RB19-1
423303-002	RB11-3	423303-026	RB19-3
423303-003	RB11-5	423303-027	RB19-5
423303-004	RB12-1	423303-028	RB20-1
423303-005	RB12-3	423303-029	RB20-3
423303-006	RB12-5	423303-030	RB20-5
423303-007	RB13-1		
423303-008	RB13-3		
423303-009	RB13-5		
423303-010	RB14-1		
423303-011	RB14-3		
423303-012	RB14-5		
423303-013	RB15-1		
423303-014	RB15-3		
423303-015	RB15-5		
423303-016	RB16-1		
423303-017	RB16-3		
423303-018	RB16-5		
423303-019	RB17-1		
423303-020	RB17-3		
423303-021	RB17-5		
423303-022	RB18-1		
423303-023	RB18-3		
423303-024	RB18-5		

Thank you for the opportunity to be of service to your company. Please feel free to call if there are any questions regarding this report or if we can be of further service.

Ranjit K. K. Clarke

Report Review performed by: Ranjit Clarke, Project Manager

NOTE: Unless notified in writing, all samples will be discarded by appropriate disposal protocol 45 days from date received.

The reports of the Enthalpy Analytical, Inc. are confidential property of our clients and may not be reproduced or used for publication in part or in full without our written permission. This is for the mutual protection of the public, our clients, and ourselves.

ACCREDITED IN ACCORDANCE WITH nelac

Matrix: Solid **Client:** Rincon Consultants - LA **Collector:** Client
Sampled: 12/27/2019 08:05 **Site:**
Sample #: **423303-001** **Client Sample #:** RB11-1 **Sample Type:**

Analyte	Result	DF	RDL	Units	Prepared	Analyzed	By	Notes
Method: EPA 6010B *NELAC* Prep Method: EPA 3050B						QCBatchID: QC1213087		
Lead	**12.2**	1	1	mg/Kg		01/02/20	SBW	
Method: EPA 8015M Prep Method: EPA 3580A						QCBatchID: QC1213207		
ORO (C28 to C40)	**440**	5	50	mg/Kg	01/03/20	01/05/20	MTS	

Surrogate	*% Recovery*	*Limits*	*Notes*
Triacontane (SUR)	*111*	*50-150*	

Matrix: Solid **Client:** Rincon Consultants - LA **Collector:** Client
Sampled: 12/27/2019 08:10 **Site:**
Sample #: **423303-002** **Client Sample #:** RB11-3 **Sample Type:**

Analyte	Result	DF	RDL	Units	Prepared	Analyzed	By	Notes
Method: EPA 6010B *NELAC* Prep Method: EPA 3050B						QCBatchID: QC1213087		
Lead	**12.6**	1	1	mg/Kg		01/02/20	SBW	
Method: EPA 8015M Prep Method: EPA 3580A						QCBatchID: QC1213207		
ORO (C28 to C40)	**190**	5	50	mg/Kg	01/03/20	01/05/20	MTS	

Surrogate	*% Recovery*	*Limits*	*Notes*
Triacontane (SUR)	*108*	*50-150*	

Matrix: Solid **Client:** Rincon Consultants - LA **Collector:** Client
Sampled: 12/27/2019 08:15 **Site:**
Sample #: **423303-003** **Client Sample #:** RB11-5 **Sample Type:**

Analyte	Result	DF	RDL	Units	Prepared	Analyzed	By	Notes
Method: Prep Method:						QCBatchID:		
N/A	**N/A**	1						

Matrix: Solid **Client:** Rincon Consultants - LA **Collector:** Client
Sampled: 12/27/2019 08:20 **Site:**
Sample #: **423303-004** **Client Sample #:** RB12-1 **Sample Type:**

Analyte	Result	DF	RDL	Units	Prepared	Analyzed	By	Notes
Method: EPA 6010B *NELAC* Prep Method: EPA 3050B						QCBatchID: QC1213087		
Lead	**19.4**	1	1	mg/Kg		01/02/20	SBW	
Method: EPA 8015M Prep Method: EPA 3580A						QCBatchID: QC1213207		
ORO (C28 to C40)	**210**	5	50	mg/Kg	01/03/20	01/05/20	MTS	

Surrogate	*% Recovery*	*Limits*	*Notes*
Triacontane (SUR)	*111*	*50-150*	

Matrix: Solid **Client:** Rincon Consultants - LA **Collector:** Client
Sampled: 12/27/2019 08:25 **Site:**
Sample #: **423303-005** **Client Sample #:** RB12-3 **Sample Type:**

Analyte	Result	DF	RDL	Units	Prepared	Analyzed	By	Notes
Method: EPA 6010B *NELAC* Prep Method: EPA 3050B						QCBatchID: QC1213087		
Lead	**6.80**	1	1	mg/Kg		01/02/20	SBW	
Method: EPA 8015M Prep Method: EPA 3580A						QCBatchID: QC1213207		
ORO (C28 to C40)	ND	1	10	mg/Kg	01/03/20	01/05/20	MTS	

Surrogate	*% Recovery*	*Limits*	*Notes*
Triacontane (SUR)	*109*	*50-150*	

Matrix:	Solid	**Client:**	Rincon Consultants - LA	**Collector:**	Client
Sampled:	12/27/2019 08:30	**Site:**			
Sample #:	**423303-006**	**Client Sample #:**	RB12-5	**Sample Type:**	

Analyte	Result	DF	RDL	Units	Prepared	Analyzed	By	Notes
Method:	Prep Method:					QCBatchID:		
N/A	**N/A**	1						

Matrix:	Solid	**Client:**	Rincon Consultants - LA	**Collector:**	Client
Sampled:	12/27/2019 08:35	**Site:**			
Sample #:	**423303-007**	**Client Sample #:**	RB13-1	**Sample Type:**	

Analyte	Result	DF	RDL	Units	Prepared	Analyzed	By	Notes
Method: EPA 6010B *NELAC*	Prep Method: EPA 3050B					QCBatchID:	QC1213087	
Lead	**36.1**	1	1	mg/Kg		01/02/20	SBW	
Method: EPA 8015M	Prep Method: EPA 3580A					QCBatchID:	QC1213207	
ORO (C28 to C40)	**1100**	20	200	mg/Kg	01/03/20	01/05/20	MTS	

Surrogate	*% Recovery*	*Limits*	*Notes*
Triacontane (SUR)	*00*	*50-150*	*S2*

Matrix:	Solid	**Client:**	Rincon Consultants - LA	**Collector:**	Client
Sampled:	12/27/2019 08:40	**Site:**			
Sample #:	**423303-008**	**Client Sample #:**	RB13-3	**Sample Type:**	

Analyte	Result	DF	RDL	Units	Prepared	Analyzed	By	Notes
Method: EPA 6010B *NELAC*	Prep Method: EPA 3050B					QCBatchID:	QC1213087	
Lead	**9.15**	1	1	mg/Kg		01/02/20	SBW	
Method: EPA 8015M	Prep Method: EPA 3580A					QCBatchID:	QC1213207	
ORO (C28 to C40)	**72**	1	10	mg/Kg	01/03/20	01/05/20	MTS	

Surrogate	*% Recovery*	*Limits*	*Notes*
Triacontane (SUR)	*109*	*50-150*	

Matrix:	Solid	**Client:**	Rincon Consultants - LA	**Collector:**	Client
Sampled:	12/27/2019 08:45	**Site:**			
Sample #:	**423303-009**	**Client Sample #:**	RB13-5	**Sample Type:**	

Analyte	Result	DF	RDL	Units	Prepared	Analyzed	By	Notes
Method:	Prep Method:					QCBatchID:		
N/A	**N/A**	1						

Matrix:	Solid	**Client:**	Rincon Consultants - LA	**Collector:**	Client
Sampled:	12/27/2019 08:50	**Site:**			
Sample #:	**423303-010**	**Client Sample #:**	RB14-1	**Sample Type:**	

Analyte	Result	DF	RDL	Units	Prepared	Analyzed	By	Notes
Method: EPA 6010B *NELAC*	Prep Method: EPA 3050B					QCBatchID:	QC1213087	
Lead	**56.1**	1	1	mg/Kg		01/02/20	SBW	
Method: EPA 8015M	Prep Method: EPA 3580A					QCBatchID:	QC1213207	
ORO (C28 to C40)	**100**	2	20	mg/Kg	01/03/20	01/05/20	MTS	

Surrogate	*% Recovery*	*Limits*	*Notes*
Triacontane (SUR)	*110*	*50-150*	

Matrix: Solid **Client:** Rincon Consultants - LA **Collector:** Client
Sampled: 12/27/2019 08:55 **Site:**
Sample #: **423303-011** **Client Sample #:** RB14-3 **Sample Type:**

Analyte	Result	DF	RDL	Units	Prepared	Analyzed	By	Notes
Method: EPA 6010B *NELAC* Prep Method: EPA 3050B						QCBatchID: QC1213087		
Lead	**8.33**	1	1	mg/Kg		01/02/20	SBW	
Method: EPA 8015M Prep Method: EPA 3580A						QCBatchID: QC1213207		
ORO (C28 to C40)	**32**	1	10	mg/Kg	01/03/20	01/05/20	MTS	

Surrogate	*% Recovery*	*Limits*	*Notes*
Triacontane (SUR)	*115*	*50-150*	

Matrix: Solid **Client:** Rincon Consultants - LA **Collector:** Client
Sampled: 12/27/2019 09:00 **Site:**
Sample #: **423303-012** **Client Sample #:** RB14-5 **Sample Type:**

Analyte	Result	DF	RDL	Units	Prepared	Analyzed	By	Notes
Method: Prep Method:						QCBatchID:		
N/A	**N/A**	1						

Matrix: Solid **Client:** Rincon Consultants - LA **Collector:** Client
Sampled: 12/27/2019 09:05 **Site:**
Sample #: **423303-013** **Client Sample #:** RB15-1 **Sample Type:**

Analyte	Result	DF	RDL	Units	Prepared	Analyzed	By	Notes
Method: EPA 6010B *NELAC* Prep Method: EPA 3050B						QCBatchID: QC1213087		
Lead	**17.8**	1	1	mg/Kg		01/02/20	SBW	
Method: EPA 8015M Prep Method: EPA 3580A						QCBatchID: QC1213207		
ORO (C28 to C40)	**2100**	5	50	mg/Kg	01/03/20	01/05/20	MTS	

Surrogate	*% Recovery*	*Limits*	*Notes*
Triacontane (SUR)	*98*	*50-150*	

Matrix: Solid **Client:** Rincon Consultants - LA **Collector:** Client
Sampled: 12/27/2019 09:10 **Site:**
Sample #: **423303-014** **Client Sample #:** RB15-3 **Sample Type:**

Analyte	Result	DF	RDL	Units	Prepared	Analyzed	By	Notes
Method: EPA 6010B *NELAC* Prep Method: EPA 3050B						QCBatchID: QC1213087		
Lead	**16.8**	1	1	mg/Kg		01/02/20	SBW	
Method: EPA 8015M Prep Method: EPA 3580A						QCBatchID: QC1213207		
ORO (C28 to C40)	**34**	1	10	mg/Kg	01/03/20	01/05/20	MTS	

Surrogate	*% Recovery*	*Limits*	*Notes*
Triacontane (SUR)	*108*	*50-150*	

Matrix: Solid **Client:** Rincon Consultants - LA **Collector:** Client
Sampled: 12/27/2019 09:15 **Site:**
Sample #: **423303-015** **Client Sample #:** RB15-5 **Sample Type:**

Analyte	Result	DF	RDL	Units	Prepared	Analyzed	By	Notes
Method: Prep Method:						QCBatchID:		
N/A	**N/A**	1						

Matrix: Solid **Client:** Rincon Consultants - LA **Collector:** Client
Sampled: 12/27/2019 09:20 **Site:**
Sample #: **423303-016** **Client Sample #:** RB16-1 **Sample Type:**

Analyte	Result	DF	RDL	Units	Prepared	Analyzed	By	Notes
Method: EPA 6010B *NELAC* Prep Method: EPA 3050B						QCBatchID: QC1213087		
Lead	**10.5**	1	1	mg/Kg		01/02/20	SBW	
Method: EPA 8015M Prep Method: EPA 3580A						QCBatchID: QC1213207		
ORO (C28 to C40)	**100**	2	20	mg/Kg	01/03/20	01/05/20	MTS	

Surrogate	*% Recovery*	*Limits*	*Notes*
Triacontane (SUR)	*119*	*50-150*	

Matrix: Solid **Client:** Rincon Consultants - LA **Collector:** Client
Sampled: 12/27/2019 09:25 **Site:**
Sample #: **423303-017** **Client Sample #:** RB16-3 **Sample Type:**

Analyte	Result	DF	RDL	Units	Prepared	Analyzed	By	Notes
Method: EPA 6010B *NELAC* Prep Method: EPA 3050B						QCBatchID: QC1213087		
Lead	**5.80**	1	1	mg/Kg		01/02/20	SBW	
Method: EPA 8015M Prep Method: EPA 3580A						QCBatchID: QC1213207		
ORO (C28 to C40)	ND	1	10	mg/Kg	01/03/20	01/05/20	MTS	

Surrogate	*% Recovery*	*Limits*	*Notes*
Triacontane (SUR)	*115*	*50-150*	

Matrix: Solid **Client:** Rincon Consultants - LA **Collector:** Client
Sampled: 12/27/2019 09:30 **Site:**
Sample #: **423303-018** **Client Sample #:** RB16-5 **Sample Type:**

Analyte	Result	DF	RDL	Units	Prepared	Analyzed	By	Notes
Method: Prep Method:						QCBatchID:		
N/A	**N/A**	1						

Matrix: Solid **Client:** Rincon Consultants - LA **Collector:** Client
Sampled: 12/27/2019 09:35 **Site:**
Sample #: **423303-019** **Client Sample #:** RB17-1 **Sample Type:**

Analyte	Result	DF	RDL	Units	Prepared	Analyzed	By	Notes
Method: EPA 6010B *NELAC* Prep Method: EPA 3050B						QCBatchID: QC1213087		
Lead	**8.51**	1	1	mg/Kg		01/02/20	SBW	
Method: EPA 8015M Prep Method: EPA 3580A						QCBatchID: QC1213207		
ORO (C28 to C40)	**88**	2	20	mg/Kg	01/03/20	01/05/20	MTS	

Surrogate	*% Recovery*	*Limits*	*Notes*
Triacontane (SUR)	*117*	*50-150*	

Matrix: Solid **Client:** Rincon Consultants - LA **Collector:** Client
Sampled: 12/27/2019 09:40 **Site:**
Sample #: **423303-020** **Client Sample #:** RB17-3 **Sample Type:**

Analyte	Result	DF	RDL	Units	Prepared	Analyzed	By	Notes
Method: EPA 6010B *NELAC* Prep Method: EPA 3050B						QCBatchID: QC1213087		
Lead	**6.51**	1	1	mg/Kg		01/02/20	SBW	
Method: EPA 8015M Prep Method: EPA 3580A						QCBatchID: QC1213207		
ORO (C28 to C40)	ND	1	10	mg/Kg	01/03/20	01/05/20	MTS	

Surrogate	*% Recovery*	*Limits*	*Notes*
Triacontane (SUR)	*111*	*50-150*	

Matrix:	Solid	**Client:**	Rincon Consultants - LA	**Collector:**	Client
Sampled:	12/27/2019 09:45	**Site:**			
Sample #:	**423303-021**	**Client Sample #:**	RB17-5	**Sample Type:**	

Analyte	Result	DF	RDL	Units	Prepared	Analyzed	By	Notes
Method:	Prep Method:					QCBatchID:		
N/A	**N/A**	1						

Matrix:	Solid	**Client:**	Rincon Consultants - LA	**Collector:**	Client
Sampled:	12/27/2019 10:00	**Site:**			
Sample #:	**423303-022**	**Client Sample #:**	RB18-1	**Sample Type:**	

Analyte	Result	DF	RDL	Units	Prepared	Analyzed	By	Notes
Method: EPA 6010B *NELAC*	Prep Method: EPA 3050B					QCBatchID: QC1213087		
Lead	**102**	1	1	mg/Kg		01/02/20	SBW	
Method: EPA 8015M	Prep Method: EPA 3580A					QCBatchID: QC1213207		
ORO (C28 to C40)	**310**	5	50	mg/Kg	01/03/20	01/05/20	MTS	

Surrogate	*% Recovery*	*Limits*	*Notes*
Triacontane (SUR)	*108*	*50-150*	

Matrix:	Solid	**Client:**	Rincon Consultants - LA	**Collector:**	Client
Sampled:	12/27/2019 10:05	**Site:**			
Sample #:	**423303-023**	**Client Sample #:**	RB18-3	**Sample Type:**	

Analyte	Result	DF	RDL	Units	Prepared	Analyzed	By	Notes
Method: EPA 6010B *NELAC*	Prep Method: EPA 3050B					QCBatchID: QC1213087		
Lead	**6.90**	1	1	mg/Kg		01/02/20	SBW	
Method: EPA 8015M	Prep Method: EPA 3580A					QCBatchID: QC1213207		
ORO (C28 to C40)	**56**	1	10	mg/Kg	01/03/20	01/05/20	MTS	

Surrogate	*% Recovery*	*Limits*	*Notes*
Triacontane (SUR)	*111*	*50-150*	

Matrix:	Solid	**Client:**	Rincon Consultants - LA	**Collector:**	Client
Sampled:	12/27/2019 10:10	**Site:**			
Sample #:	**423303-024**	**Client Sample #:**	RB18-5	**Sample Type:**	

Analyte	Result	DF	RDL	Units	Prepared	Analyzed	By	Notes
Method:	Prep Method:					QCBatchID:		
N/A	**N/A**	1						

Matrix:	Solid	**Client:**	Rincon Consultants - LA	**Collector:**	Client
Sampled:	12/27/2019 10:15	**Site:**			
Sample #:	**423303-025**	**Client Sample #:**	RB19-1	**Sample Type:**	

Analyte	Result	DF	RDL	Units	Prepared	Analyzed	By	Notes
Method: EPA 6010B *NELAC*	Prep Method: EPA 3050B					QCBatchID: QC1213087		
Lead	**8.85**	1	1	mg/Kg		01/02/20	SBW	
Method: EPA 8015M	Prep Method: EPA 3580A					QCBatchID: QC1213207		
ORO (C28 to C40)	**76**	2	20	mg/Kg	01/03/20	01/05/20	MTS	

Surrogate	*% Recovery*	*Limits*	*Notes*
Triacontane (SUR)	*111*	*50-150*	

Matrix: Solid **Client:** Rincon Consultants - LA **Collector:** Client
Sampled: 12/27/2019 10:20 **Site:**
Sample #: **423303-026** **Client Sample #:** RB19-3 **Sample Type:**

Analyte	Result	DF	RDL	Units	Prepared	Analyzed	By	Notes
Method: EPA 6010B *NELAC* Prep Method: EPA 3050B						QCBatchID: QC1213087		
Lead	**4.74**	1	1	mg/Kg		01/02/20	SBW	
Method: EPA 8015M Prep Method: EPA 3580A						QCBatchID: QC1213207		
ORO (C28 to C40)	ND	1	10	mg/Kg	01/03/20	01/05/20	MTS	

Surrogate	*% Recovery*	*Limits*	*Notes*
Triacontane (SUR)	*111*	*50-150*	

Matrix: Solid **Client:** Rincon Consultants - LA **Collector:** Client
Sampled: 12/27/2019 10:25 **Site:**
Sample #: **423303-027** **Client Sample #:** RB19-5 **Sample Type:**

Analyte	Result	DF	RDL	Units	Prepared	Analyzed	By	Notes
Method: Prep Method:						QCBatchID:		
N/A	**N/A**	1						

Matrix: Solid **Client:** Rincon Consultants - LA **Collector:** Client
Sampled: 12/27/2019 10:30 **Site:**
Sample #: **423303-028** **Client Sample #:** RB20-1 **Sample Type:**

Analyte	Result	DF	RDL	Units	Prepared	Analyzed	By	Notes
Method: EPA 6010B *NELAC* Prep Method: EPA 3050B						QCBatchID: QC1213087		
Lead	**13.4**	1	1	mg/Kg		01/02/20	SBW	
Method: EPA 8015M Prep Method: EPA 3580A						QCBatchID: QC1213207		
ORO (C28 to C40)	**430**	5	50	mg/Kg	01/03/20	01/05/20	MTS	

Surrogate	*% Recovery*	*Limits*	*Notes*
Triacontane (SUR)	*104*	*50-150*	

Matrix: Solid **Client:** Rincon Consultants - LA **Collector:** Client
Sampled: 12/27/2019 10:35 **Site:**
Sample #: **423303-029** **Client Sample #:** RB20-3 **Sample Type:**

Analyte	Result	DF	RDL	Units	Prepared	Analyzed	By	Notes
Method: EPA 6010B *NELAC* Prep Method: EPA 3050B						QCBatchID: QC1213087		
Lead	**7.98**	1	1	mg/Kg		01/02/20	SBW	
Method: EPA 8015M Prep Method: EPA 3580A						QCBatchID: QC1213207		
ORO (C28 to C40)	**41**	1	10	mg/Kg	01/03/20	01/05/20	MTS	

Surrogate	*% Recovery*	*Limits*	*Notes*
Triacontane (SUR)	*111*	*50-150*	

Matrix: Solid **Client:** Rincon Consultants - LA **Collector:** Client
Sampled: 12/27/2019 10:40 **Site:**
Sample #: **423303-030** **Client Sample #:** RB20-5 **Sample Type:**

Analyte	Result	DF	RDL	Units	Prepared	Analyzed	By	Notes
Method: Prep Method:						QCBatchID:		
N/A	**N/A**	1						

QCBatchID:	**QC1213087**	**Analyst:**	rvenegas	**Method:**	EPA 6010B
Matrix:	Solid	**Analyzed:**	12/31/2019	**Instrument:**	AAICP (group)

Blank Summary

Analyte	Blank Result	Units		RDL	Notes
QC1213087MB1					
Lead	ND	mg/Kg		1	

Lab Control Spike/ Lab Control Spike Duplicate Summary

Analyte	Spike Amount LCS	Spike Amount LCSD	Spike Result LCS	Spike Result LCSD	Units	Recoveries LCS	Recoveries LCSD	RPD	Limits %Rec	Limits RPD	Notes
QC1213087LCS1											
Lead	100		101		mg/Kg	101			80-120		

Matrix Spike/Matrix Spike Duplicate Summary

Analyte	Sample Amount	Spike Amount MS	Spike Amount MSD	Spike Result MS	Spike Result MSD	Units	Recoveries MS	Recoveries MSD	RPD	Limits %Rec	Limits RPD	Notes
QC1213087MS1, QC1213087MSD1												**Source: 423303-001**
Lead	12.2	100	100	106	115	mg/Kg	94	103	8.1	75-125	20	

QCBatchID:	**QC1213207**	**Analyst:**	bmorris	**Method:**	EPA 8015M
Matrix:	Solid	**Analyzed:**	01/03/2020	**Instrument:**	SVOA-GC (group)

Blank Summary

Analyte	Blank Result	Units		RDL	Notes
QC1213207MB1					
ORO (C28 to C40)	ND	mg/Kg		10	
TPH (C10 to C28)	ND	mg/Kg		10	

Lab Control Spike/ Lab Control Spike Duplicate Summary

Analyte	Spike Amount		Spike Result		Units	Recoveries		RPD	Limits		Notes
	LCS	LCSD	LCS	LCSD		LCS	LCSD		%Rec	RPD	
QC1213207LCS1											
TPH (C10 to C28)	250		230		mg/Kg	92			60-133		

Matrix Spike/Matrix Spike Duplicate Summary

Analyte	Sample Amount	Spike Amount		Spike Result		Units	Recoveries		RPD	Limits		Notes
		MS	MSD	MS	MSD		MS	MSD		%Rec	RPD	
QC1213207MS1, QC1213207MSD1												**Source: 423303-001**
TPH (C10 to C28)	200	250	250	310	340	mg/Kg	44	56	9.2	70-130	20	M

Data Qualifiers and Definitions

Qualifiers

A	See Report Comments.
B	Analyte was present in an associated method blank.
B1	Analyte was present in a sample and associated method blank greater than MDL but less than RDL.
BQ1	No valid test replicates. Sample Toxicity is possible. Best result was reported.
BQ2	No valid test replicates.
BQ3	No valid test replicates. Final DO is less than 1.0 mg/L. Result may be greater.
BQ4	Minor Dissolved Oxygen loss was observed in the blank water check, however, the LCS was within criteria, validating the batch.
BQ5	Minor Dissolved Oxygen loss was observed in the blank water check.
C	Possible laboratory contamination.
D	RPD was not within control limits. The sample data was reported without further clarification.
D1	Lesser amount of sample was used due to insufficient amount of sample supplied.
D2	Reporting limit is elevated due to sample matrix. Target analyte was not detected above the elevated reporting limit.
D3	Insufficient sample was supplied for TCLP. Client was notified. TCLP was performed per the Client's instructions.
DW	Sample result is calculated on a dry weigh basis.
E	Concentration is estimated because it exceeds the quantification limits of the method.
I	The sample was read outside of the method required incubation period.
IR	Inconclusive Result. Legionella is present, however, there is possible non-specific agglutination preventing specific identification.
J	Reported value is estimated
L	The laboratory control sample (LCS) or laboratory control sample duplicate (LCSD) was out of control limits. Associated sample data was reported with qualifier.
L2	LCS did not meet recovery criteria, however, the MS and/or MSD met LCS recovery criteria, validating the batch.
M	The matrix spike (MS) or matrix spike duplicate (MSD) was not within control limits due to matrix interference. The associated LCS and/or LCSD was within control limits and the sample data was reported without further clarification.
M1	The matrix spike (MS) or matrix spike duplicate (MSD) is not within control limits due to matrix interference.
M2	The matrix spike (MS) or matrix spike duplicate (MSD) was not within control limits. The associated LCS and/or LCSD was not within control limits. Sample result is estimated.
N1	Sample chromatography does not match the specified TPH standard pattern.
NC	The analyte concentration in the sample exceeded the spike level by a factor of four or greater, spike recovery and limits do not apply.
P	Sample was received without proper preservation according to EPA guidelines.
P1	Temperature of sample storage refrigerator was out of acceptance limits.
P2	The sample was preserved within 24 hours of collection in accordance with EPA 218.6.
P3	Per Client request, sample was composited for volatile analysis. Sample compositing for volatile analysis is not recommended due to potential loss of target analytes. Results may be biased low.
Q1	Analyte Calibration Verification exceeds criteria. The result is estimated.
Q2	Analyte calibration was not verified and the result was estimated.
Q3	Analyte initial calibration was not available or exceeds criteria. The result was estimated.
S	The surrogate recovery was out of control limits due to matrix interference. The associated method blank surrogate recovery was within control limits and the sample data was reported without further clarification.
S1	The associated surrogate recovery was out of control limits; result is estimated.
S2	The surrogate was diluted out due to the presence of high concentrations of target and/or non-target compounds. Surrogate recoveries in the associated batch QC met recovery criteria.
S3	Internal Standard did not meet recovery limits. Analyte concentration is estimated.
T	Sample was extracted/analyzed past the holding time.
T1	Reanalysis was reported past hold time due to failing replicates in the original analysis (BOD only).
T2	Sample was analyzed ASAP but received and analyzed past the 15 minute holding time.
T3	Sample received and analyzed out of hold time per client's request.
T4	Sample was analyzed out of hold time per client's request.
T5	Reanalysis was reported past hold time. The original analysis was within hold time, but not reportable.
T6	Hold time is indeterminable due to unspecified sampling time.
T7	Sample was analyzed past hold time due to insufficient time remaining at time of receipt.

Definitions

DF	Dilution Factor
MDL	Method Detection Limit. Result is reported ND when it is less than or equal to MDL.
ND	Analyte was not detected or was less than the detection limit.
NR	Not Reported. See Report Comments.
RDL	Reporting Detection Limit
TIC	Tentatively Identified Compounds

ENTHALPY ANALYTICAL

Chain of Custody Record

Lab No: 423303

Page: 1 of 3

Turn Around Time (rush by advanced notice only)

Standard:	X	5 Day:		3 Day:	
2 Day:		1 Day:		Custom TAT:	

<<< Select a Laboratory >>>

#N/A

#N/A

Matrix: A = Air S = Soil/Solid
W = Water DW = Drinking Wate SD = Sediment
PP = Pure Product SEA = Sea Water
SW = Swab T = Tissue WP = Wipe O = Other

Preservatives:
1 = $Na_2S_2O_3$ 2 = HCl 3 = HNO_3
4 = H_2SO_4 5 = NaOH 6 = Other

Sample Receipt Temp:

(lab use only)

CUSTOMER INFORMATION		PROJECT INFORMATION	
Company:	Rincon Consultants	Name:	9019 N Long Beach Blvd
Report To:	Devin Cheyre	Number:	17-03990
Email:	dcheyre@rinconconsultants.com	P.O. #:	
Address:	250 E 1st Street	Address:	
Phone:		Global ID:	
Fax:		Sampled By:	D. Cheyre

	Sample ID	Sampling Date	Sampling Time	Matrix	Container No. / Size	Pres.	TPH - Oil 8015	Lead 6000-7000								Test Instructions / Comments
1	RB11-1	12-27-19	0805	Soil	1		X	X								
2	RB11-3		0810				X	X								
3	RB11-5		0815													Hold
4	RB12-1		0820				X	X								
5	RB12-3		0825				X	X								
6	RB12-5		0830													Hold
7	RB13-1		0835				X	X								
8	RB13-3		0840				X	X								
9	RB13-5		0845													Hold
10	RB14-1		0850				X	X								

	Signature	Print Name	Company / Title	Date / Time
1 Relinquished By:	[signature]	Devin Cheyre	Rincon Consultants	12-30-19 1220
1 Received By:	[signature]	Fernando Dias	EA	12/30/19 1220
2 Relinquished By:	[signature]	Fernando Dias	EA	12/30/19 1427
2 Received By:	[signature]	Elizabeth Ramos	EA	12/30/19 14.27
3 Relinquished By:				
3 Received By:				

0.8/3.8

ENTHALPY ANALYTICAL

Chain of Custody Record

Lab No: 423303

Page: 2 of 3

Turn Around Time (rush by advanced notice only)

Standard:	X	5 Day:		3 Day:	
2 Day:		1 Day:		Custom TAT:	

<<< Select a Laboratory >>>

#N/A

#N/A

Matrix: A = Air S = Soil/Solid
W = Water DW = Drinking Wate SD = Sediment
PP = Pure Product SEA = Sea Water
SW = Swab T = Tissue WP = Wipe O = Other

Preservatives:
1 = $Na_2S_2O_3$ 2 = HCl 3 = HNO_3
4 = H_2SO_4 5 = NaOH 6 = Other

Sample Receipt Temp:

(lab use only)

CUSTOMER INFORMATION		PROJECT INFORMATION	
Company:	Rincon Consultants	Name:	9019 N Long Beach Blvd
Report To:	Devin Chapel	Number:	17-03990
Email:		P.O. #:	
Address:		Address:	
Phone:		Global ID:	
Fax:		Sampled By:	D. Chapel

	Sample ID	Sampling Date	Sampling Time	Matrix	Container No. / Size	Pres.	TPH - Oil 8015M	Lead 6000-7000								Test Instructions / Comments
1	RB14-3	12-27-19	0855	Soil	1		X	X								
2	RB14-5		0900													Hold
3	RB15-1		0905				X	X								
4	RB15-3		0910				X	X								
5	RB15-5		0915													Hold
6	RB16-1		0920				X	X								
7	RB16-3		0925				X	X								
8	RB16-5		0930													Hold
9	RB17-1		0935				X	X								
10	RB17-3		0940				X	X								

	Signature	Print Name	Company / Title	Date / Time
1 Relinquished By:		Devin Chapel	Rincon Consultants	12-30-19 1220
1 Received By:		Fernando Dum	EA	12/30/19 1220
2 Relinquished By:		Fernando Dum	EA	12/30/19 1427
2 Received By:		Elizabeth Damer	EA	12/30/19 14.27
3 Relinquished By:				
3 Received By:				

ENTHALPY ANALYTICAL

Chain of Custody Record

Lab No: 423303

Page: 3 of 3

Turn Around Time (rush by advanced notice only)

Standard:	X	5 Day:		3 Day:	
2 Day:		1 Day:		Custom TAT:	

<<< Select a Laboratory >>>

#N/A

#N/A

Matrix: A = Air S = Soil/Solid
W = Water DW = Drinking Wate SD = Sediment
PP = Pure Product SEA = Sea Water
SW = Swab T = Tissue WP = Wipe O = Other

Preservatives:
1 = $Na_2S_2O_3$ 2 = HCl 3 = HNO_3
4 = H_2SO_4 5 = NaOH 6 = Other

Sample Receipt Temp:

(lab use only)

CUSTOMER INFORMATION		PROJECT INFORMATION	
Company:	Rincon Consultants	Name:	9019N Long Beach Blvd
Report To:	Devin Chaye	Number:	17-03998
Email:		P.O. #:	
Address:		Address:	
Phone:		Global ID:	
Fax:		Sampled By:	D. Chaye

	Sample ID	Sampling Date	Sampling Time	Matrix	Container No. / Size	Pres.	TPH-Oil 8015M	Lead 6000-7000								Test Instructions / Comments
1	RB17-5	12-27-19	0945	Soil	1											Hold
2	RB18-1		1000				X	X								
3	RB18-3		1005				X	X								
4	RB18-5		1010													Hold
5	RB19-1		1015				X	X								
6	RB19-3		1020				X	X								
7	RB19-5		1025													Hold
8	RB20-1		1030				X	X								
9	RB20-3		1035				X	X								
10	RB20-5		1040													Hold

	Signature	Print Name	Company / Title	Date / Time
1 Relinquished By:		Devin Chaye	Rincon Consultants	12-30-19 1220
1 Received By:		Fernando Dura	EA	12/30/19 1220
2 Relinquished By:		Fernando Dura	EA	12/30/19 1427
2 Received By:		Elizabeth Ramirez	EA	12/30/19 14:27
3 Relinquished By:				
3 Received By:				

ENTHALPY ANALYTICAL

SAMPLE ACCEPTANCE CHECKLIST

Section 1

Client: Rincon Consultants Project: 9019 N Long Beach Blvd.

Date Received: 12/30/19 Sampler's Name Present: ☑ Yes ☐ No

Section 2

Sample(s) received in a cooler? ☑ Yes, How many? 1 ☐ No (skip section 2) Sample Temp (°C) (No Cooler): _____

Sample Temp (°C), One from each cooler: #1: 3.8 #2: _____ #3: _____ #4: _____

(Acceptance range is < 6°C but not frozen (for Microbiology samples, acceptance range is < 10°C but not frozen). It is acceptable for samples collected the same day as sample receipt to have a higher temperature as long as there is evidence that cooling has begun.)

Shipping Information: _____

Section 3

Was the cooler packed with: ☑ Ice ☐ Ice Packs ☐ Bubble Wrap ☐ Styrofoam ☐ Paper ☐ None ☐ Other _____

Cooler Temp (°C): #1: 0.8 #2: _____ #3: _____ #4: _____

Section 4	YES	NO	N/A
Was a COC received?	✓		
Are sample IDs present?	✓		
Are sampling dates & times present?	✓		
Is a relinquished signature present?	✓		
Are the tests required clearly indicated on the COC?	✓		
Are custody seals present?		✓	
If custody seals are present, were they intact?			✓
Are all samples sealed in plastic bags? (Recommended for Microbiology samples)			✓
Did all samples arrive intact? If no, indicate in Section 4 below.	✓		
Did all bottle labels agree with COC? (ID, dates and times)	✓		
Were the samples collected in the correct containers for the required tests?	✓		
Are the containers labeled with the correct preservatives?			✓
Is there headspace in the VOA vials greater than 5-6 mm in diameter?			✓
Was a sufficient amount of sample submitted for the requested tests?	✓		

Section 5 Explanations/Comments

Section 6

For discrepancies, how was the Project Manager notified? ☐ Verbal PM Initials: _____ Date/Time _____

☐ Email (email sent to/on): _____ / _____

Project Manager's response:

Completed By: [signature] Date: 12/30/19

Enthalpy Analytical, LLC

931 W. Barkley Ave - Orange, CA 92868
Tel: (714)771-6900 Fax: (714)538-1209
www.enthalpy.com
info-sc@enthalpy.com

MONTROSE ENVIRONMENTAL

Client:	Rincon Consultants - LA	Lab Request:	423303
Address:	250 E. 1st Street Suite 1400 Los Angeles, CA 90012	Report Date:	01/15/2020
		Date Received:	12/30/2019
		Client ID:	15729
Attn:	Devin Cheyne		

Comments: 9019 N. Long Beach Blvd.
17-03990

Supplemental Report 1 - STLC Lead results are now reported where requested.

This laboratory request covers the following listed samples which were analyzed for the parameters indicated on the attached Analytical Result Report. All analyses were conducted using the appropriate methods. Methods accredited by NELAC are indicated on the report. This cover letter is an integral part of the final report.

Sample #	Client Sample ID	Sample #	Client Sample ID
423303-001	RB11-1	423303-025	RB19-1
423303-002	RB11-3	423303-026	RB19-3
423303-003	RB11-5	423303-027	RB19-5
423303-004	RB12-1	423303-028	RB20-1
423303-005	RB12-3	423303-029	RB20-3
423303-006	RB12-5	423303-030	RB20-5
423303-007	RB13-1		
423303-008	RB13-3		
423303-009	RB13-5		
423303-010	RB14-1		
423303-011	RB14-3		
423303-012	RB14-5		
423303-013	RB15-1		
423303-014	RB15-3		
423303-015	RB15-5		
423303-016	RB16-1		
423303-017	RB16-3		
423303-018	RB16-5		
423303-019	RB17-1		
423303-020	RB17-3		
423303-021	RB17-5		
423303-022	RB18-1		
423303-023	RB18-3		
423303-024	RB18-5		

Thank you for the opportunity to be of service to your company. Please feel free to call if there are any questions regarding this report or if we can be of further service.

Ranjit K. Clarke

Report Review performed by: Ranjit Clarke, Project Manager

NOTE: Unless notified in writing, all samples will be discarded by appropriate disposal protocol 45 days from date received.

The reports of the Enthalpy Analytical, Inc. are confidential property of our clients and may not be reproduced or used for publication in part or in full without our written permission. This is for the mutual protection of the public, our clients, and ourselves.

ACCREDITED IN ACCORDANCE WITH nelac

Matrix: Solid **Client:** Rincon Consultants - LA **Collector:** Client
Sampled: 12/27/2019 08:05 **Site:**
Sample #: **423303-001** **Client Sample #:** RB11-1 **Sample Type:**

Analyte	Result	DF	RDL	Units	Prepared	Analyzed	By	Notes
Method: EPA 6010B *NELAC* Prep Method: EPA 3050B						QCBatchID: QC1213087		
Lead	**12.2**	1	1	mg/Kg		01/02/20	SBW	
Method: EPA 8015M Prep Method: EPA 3580A						QCBatchID: QC1213207		
ORO (C28 to C40)	**440**	5	50	mg/Kg	01/03/20	01/05/20	MTS	

Surrogate	*% Recovery*	*Limits*	*Notes*
Triacontane (SUR)	*111*	*50-150*	

Matrix: Solid **Client:** Rincon Consultants - LA **Collector:** Client
Sampled: 12/27/2019 08:10 **Site:**
Sample #: **423303-002** **Client Sample #:** RB11-3 **Sample Type:**

Analyte	Result	DF	RDL	Units	Prepared	Analyzed	By	Notes
Method: EPA 6010B *NELAC* Prep Method: EPA 3050B						QCBatchID: QC1213087		
Lead	**12.6**	1	1	mg/Kg		01/02/20	SBW	
Method: EPA 8015M Prep Method: EPA 3580A						QCBatchID: QC1213207		
ORO (C28 to C40)	**190**	5	50	mg/Kg	01/03/20	01/05/20	MTS	

Surrogate	*% Recovery*	*Limits*	*Notes*
Triacontane (SUR)	*108*	*50-150*	

Matrix: Solid **Client:** Rincon Consultants - LA **Collector:** Client
Sampled: 12/27/2019 08:15 **Site:**
Sample #: **423303-003** **Client Sample #:** RB11-5 **Sample Type:**

Analyte	Result	DF	RDL	Units	Prepared	Analyzed	By	Notes
Method: Prep Method:						QCBatchID:		
N/A	**N/A**	1						

Matrix: Solid **Client:** Rincon Consultants - LA **Collector:** Client
Sampled: 12/27/2019 08:20 **Site:**
Sample #: **423303-004** **Client Sample #:** RB12-1 **Sample Type:**

Analyte	Result	DF	RDL	Units	Prepared	Analyzed	By	Notes
Method: EPA 6010B *NELAC* Prep Method: EPA 3050B						QCBatchID: QC1213087		
Lead	**19.4**	1	1	mg/Kg		01/02/20	SBW	
Method: EPA 8015M Prep Method: EPA 3580A						QCBatchID: QC1213207		
ORO (C28 to C40)	**210**	5	50	mg/Kg	01/03/20	01/05/20	MTS	

Surrogate	*% Recovery*	*Limits*	*Notes*
Triacontane (SUR)	*111*	*50-150*	

Matrix: Solid **Client:** Rincon Consultants - LA **Collector:** Client
Sampled: 12/27/2019 08:25 **Site:**
Sample #: **423303-005** **Client Sample #:** RB12-3 **Sample Type:**

Analyte	Result	DF	RDL	Units	Prepared	Analyzed	By	Notes
Method: EPA 6010B *NELAC* Prep Method: EPA 3050B						QCBatchID: QC1213087		
Lead	**6.80**	1	1	mg/Kg		01/02/20	SBW	
Method: EPA 8015M Prep Method: EPA 3580A						QCBatchID: QC1213207		
ORO (C28 to C40)	ND	1	10	mg/Kg	01/03/20	01/05/20	MTS	

Surrogate	*% Recovery*	*Limits*	*Notes*
Triacontane (SUR)	*109*	*50-150*	

Matrix:	Solid	**Client:**	Rincon Consultants - LA	**Collector:**	Client
Sampled:	12/27/2019 08:30	**Site:**			
Sample #:	**423303-006**	**Client Sample #:**	RB12-5	**Sample Type:**	

Analyte	Result	DF	RDL	Units	Prepared	Analyzed	By	Notes
Method:	Prep Method:					QCBatchID:		
N/A	**N/A**	1						

Matrix:	Solid	**Client:**	Rincon Consultants - LA	**Collector:**	Client
Sampled:	12/27/2019 08:35	**Site:**			
Sample #:	**423303-007**	**Client Sample #:**	RB13-1	**Sample Type:**	

Analyte	Result	DF	RDL	Units	Prepared	Analyzed	By	Notes
Method: EPA 6010B *NELAC*	Prep Method: EPA 3050B					QCBatchID: QC1213087		
Lead	**36.1**	1	1	mg/Kg		01/02/20	SBW	
Method: EPA 8015M	Prep Method: EPA 3580A					QCBatchID: QC1213207		
ORO (C28 to C40)	**1100**	20	200	mg/Kg	01/03/20	01/05/20	MTS	

Surrogate	*% Recovery*	*Limits*	*Notes*
Triacontane (SUR)	*00*	*50-150*	*S2*

Matrix:	Solid	**Client:**	Rincon Consultants - LA	**Collector:**	Client
Sampled:	12/27/2019 08:40	**Site:**			
Sample #:	**423303-008**	**Client Sample #:**	RB13-3	**Sample Type:**	

Analyte	Result	DF	RDL	Units	Prepared	Analyzed	By	Notes
Method: EPA 6010B *NELAC*	Prep Method: EPA 3050B					QCBatchID: QC1213087		
Lead	**9.15**	1	1	mg/Kg		01/02/20	SBW	
Method: EPA 8015M	Prep Method: EPA 3580A					QCBatchID: QC1213207		
ORO (C28 to C40)	**72**	1	10	mg/Kg	01/03/20	01/05/20	MTS	

Surrogate	*% Recovery*	*Limits*	*Notes*
Triacontane (SUR)	*109*	*50-150*	

Matrix:	Solid	**Client:**	Rincon Consultants - LA	**Collector:**	Client
Sampled:	12/27/2019 08:45	**Site:**			
Sample #:	**423303-009**	**Client Sample #:**	RB13-5	**Sample Type:**	

Analyte	Result	DF	RDL	Units	Prepared	Analyzed	By	Notes
Method:	Prep Method:					QCBatchID:		
N/A	**N/A**	1						

Matrix:	Solid	**Client:**	Rincon Consultants - LA	**Collector:**	Client
Sampled:	12/27/2019 08:50	**Site:**			
Sample #:	**423303-010**	**Client Sample #:**	RB14-1	**Sample Type:**	

Analyte	Result	DF	RDL	Units	Prepared	Analyzed	By	Notes
Method: EPA 6010B *NELAC*	Prep Method: EPA 3050B					QCBatchID: QC1213087		
Lead	**56.1**	1	1	mg/Kg		01/02/20	SBW	
Method: EPA 6010B *NELAC*	Prep Method: STLC					QCBatchID: QC1213574		
Lead	**3.57**	10	0.15	mg/L		01/15/20	KLN	
Method: EPA 8015M	Prep Method: EPA 3580A					QCBatchID: QC1213207		
ORO (C28 to C40)	**100**	2	20	mg/Kg	01/03/20	01/05/20	MTS	

Surrogate	*% Recovery*	*Limits*	*Notes*
Triacontane (SUR)	*110*	*50-150*	

Matrix: Solid **Client:** Rincon Consultants - LA **Collector:** Client
Sampled: 12/27/2019 08:55 **Site:**
Sample #: **423303-011** **Client Sample #:** RB14-3 **Sample Type:**

Analyte	Result	DF	RDL	Units	Prepared	Analyzed	By	Notes
Method: EPA 6010B *NELAC* Prep Method: EPA 3050B						QCBatchID: QC1213087		
Lead	**8.33**	1	1	mg/Kg		01/02/20	SBW	
Method: EPA 8015M Prep Method: EPA 3580A						QCBatchID: QC1213207		
ORO (C28 to C40)	**32**	1	10	mg/Kg	01/03/20	01/05/20	MTS	

Surrogate	*% Recovery*	*Limits*	*Notes*
Triacontane (SUR)	*115*	*50-150*	

Matrix: Solid **Client:** Rincon Consultants - LA **Collector:** Client
Sampled: 12/27/2019 09:00 **Site:**
Sample #: **423303-012** **Client Sample #:** RB14-5 **Sample Type:**

Analyte	Result	DF	RDL	Units	Prepared	Analyzed	By	Notes
Method: Prep Method:						QCBatchID:		
N/A	**N/A**	1						

Matrix: Solid **Client:** Rincon Consultants - LA **Collector:** Client
Sampled: 12/27/2019 09:05 **Site:**
Sample #: **423303-013** **Client Sample #:** RB15-1 **Sample Type:**

Analyte	Result	DF	RDL	Units	Prepared	Analyzed	By	Notes
Method: EPA 6010B *NELAC* Prep Method: EPA 3050B						QCBatchID: QC1213087		
Lead	**17.8**	1	1	mg/Kg		01/02/20	SBW	
Method: EPA 8015M Prep Method: EPA 3580A						QCBatchID: QC1213207		
ORO (C28 to C40)	**2100**	5	50	mg/Kg	01/03/20	01/05/20	MTS	

Surrogate	*% Recovery*	*Limits*	*Notes*
Triacontane (SUR)	*98*	*50-150*	

Matrix: Solid **Client:** Rincon Consultants - LA **Collector:** Client
Sampled: 12/27/2019 09:10 **Site:**
Sample #: **423303-014** **Client Sample #:** RB15-3 **Sample Type:**

Analyte	Result	DF	RDL	Units	Prepared	Analyzed	By	Notes
Method: EPA 6010B *NELAC* Prep Method: EPA 3050B						QCBatchID: QC1213087		
Lead	**16.8**	1	1	mg/Kg		01/02/20	SBW	
Method: EPA 8015M Prep Method: EPA 3580A						QCBatchID: QC1213207		
ORO (C28 to C40)	**34**	1	10	mg/Kg	01/03/20	01/05/20	MTS	

Surrogate	*% Recovery*	*Limits*	*Notes*
Triacontane (SUR)	*108*	*50-150*	

Matrix: Solid **Client:** Rincon Consultants - LA **Collector:** Client
Sampled: 12/27/2019 09:15 **Site:**
Sample #: **423303-015** **Client Sample #:** RB15-5 **Sample Type:**

Analyte	Result	DF	RDL	Units	Prepared	Analyzed	By	Notes
Method: Prep Method:						QCBatchID:		
N/A	**N/A**	1						

Matrix: Solid **Client:** Rincon Consultants - LA **Collector:** Client
Sampled: 12/27/2019 09:20 **Site:**
Sample #: **423303-016** **Client Sample #:** RB16-1 **Sample Type:**

Analyte	Result	DF	RDL	Units	Prepared	Analyzed	By	Notes
Method: EPA 6010B *NELAC* Prep Method: EPA 3050B						QCBatchID: QC1213087		
Lead	**10.5**	1	1	mg/Kg		01/02/20	SBW	
Method: EPA 8015M Prep Method: EPA 3580A						QCBatchID: QC1213207		
ORO (C28 to C40)	**100**	2	20	mg/Kg	01/03/20	01/05/20	MTS	

Surrogate	*% Recovery*	*Limits*	*Notes*
Triacontane (SUR)	*119*	*50-150*	

Matrix: Solid **Client:** Rincon Consultants - LA **Collector:** Client
Sampled: 12/27/2019 09:25 **Site:**
Sample #: **423303-017** **Client Sample #:** RB16-3 **Sample Type:**

Analyte	Result	DF	RDL	Units	Prepared	Analyzed	By	Notes
Method: EPA 6010B *NELAC* Prep Method: EPA 3050B						QCBatchID: QC1213087		
Lead	**5.80**	1	1	mg/Kg		01/02/20	SBW	
Method: EPA 8015M Prep Method: EPA 3580A						QCBatchID: QC1213207		
ORO (C28 to C40)	ND	1	10	mg/Kg	01/03/20	01/05/20	MTS	

Surrogate	*% Recovery*	*Limits*	*Notes*
Triacontane (SUR)	*115*	*50-150*	

Matrix: Solid **Client:** Rincon Consultants - LA **Collector:** Client
Sampled: 12/27/2019 09:30 **Site:**
Sample #: **423303-018** **Client Sample #:** RB16-5 **Sample Type:**

Analyte	Result	DF	RDL	Units	Prepared	Analyzed	By	Notes
Method: Prep Method:						QCBatchID:		
N/A	**N/A**	1						

Matrix: Solid **Client:** Rincon Consultants - LA **Collector:** Client
Sampled: 12/27/2019 09:35 **Site:**
Sample #: **423303-019** **Client Sample #:** RB17-1 **Sample Type:**

Analyte	Result	DF	RDL	Units	Prepared	Analyzed	By	Notes
Method: EPA 6010B *NELAC* Prep Method: EPA 3050B						QCBatchID: QC1213087		
Lead	**8.51**	1	1	mg/Kg		01/02/20	SBW	
Method: EPA 8015M Prep Method: EPA 3580A						QCBatchID: QC1213207		
ORO (C28 to C40)	**88**	2	20	mg/Kg	01/03/20	01/05/20	MTS	

Surrogate	*% Recovery*	*Limits*	*Notes*
Triacontane (SUR)	*117*	*50-150*	

Matrix: Solid **Client:** Rincon Consultants - LA **Collector:** Client
Sampled: 12/27/2019 09:40 **Site:**
Sample #: **423303-020** **Client Sample #:** RB17-3 **Sample Type:**

Analyte	Result	DF	RDL	Units	Prepared	Analyzed	By	Notes
Method: EPA 6010B *NELAC* Prep Method: EPA 3050B						QCBatchID: QC1213087		
Lead	**6.51**	1	1	mg/Kg		01/02/20	SBW	
Method: EPA 8015M Prep Method: EPA 3580A						QCBatchID: QC1213207		
ORO (C28 to C40)	ND	1	10	mg/Kg	01/03/20	01/05/20	MTS	

Surrogate	*% Recovery*	*Limits*	*Notes*
Triacontane (SUR)	*111*	*50-150*	

Matrix:	Solid	**Client:**	Rincon Consultants - LA	**Collector:**	Client
Sampled:	12/27/2019 09:45	**Site:**			
Sample #:	**423303-021**	**Client Sample #:**	RB17-5	**Sample Type:**	

Analyte	Result	DF	RDL	Units	Prepared	Analyzed	By	Notes
Method:	Prep Method:					QCBatchID:		
N/A	**N/A**	1						

Matrix:	Solid	**Client:**	Rincon Consultants - LA	**Collector:**	Client
Sampled:	12/27/2019 10:00	**Site:**			
Sample #:	**423303-022**	**Client Sample #:**	RB18-1	**Sample Type:**	

Analyte	Result	DF	RDL	Units	Prepared	Analyzed	By	Notes
Method: EPA 6010B *NELAC*	Prep Method: EPA 3050B					QCBatchID: QC1213087		
Lead	**102**	1	1	mg/Kg		01/02/20	SBW	
Method: EPA 6010B *NELAC*	Prep Method: STLC					QCBatchID: QC1213574		
Lead	**17.8**	10	0.15	mg/L		01/15/20	KLN	
Method: EPA 8015M	Prep Method: EPA 3580A					QCBatchID: QC1213207		
ORO (C28 to C40)	**310**	5	50	mg/Kg	01/03/20	01/05/20	MTS	

Surrogate	*% Recovery*	*Limits*	*Notes*
Triacontane (SUR)	*108*	*50-150*	

Matrix:	Solid	**Client:**	Rincon Consultants - LA	**Collector:**	Client
Sampled:	12/27/2019 10:05	**Site:**			
Sample #:	**423303-023**	**Client Sample #:**	RB18-3	**Sample Type:**	

Analyte	Result	DF	RDL	Units	Prepared	Analyzed	By	Notes
Method: EPA 6010B *NELAC*	Prep Method: EPA 3050B					QCBatchID: QC1213087		
Lead	**6.90**	1	1	mg/Kg		01/02/20	SBW	
Method: EPA 8015M	Prep Method: EPA 3580A					QCBatchID: QC1213207		
ORO (C28 to C40)	**56**	1	10	mg/Kg	01/03/20	01/05/20	MTS	

Surrogate	*% Recovery*	*Limits*	*Notes*
Triacontane (SUR)	*111*	*50-150*	

Matrix:	Solid	**Client:**	Rincon Consultants - LA	**Collector:**	Client
Sampled:	12/27/2019 10:10	**Site:**			
Sample #:	**423303-024**	**Client Sample #:**	RB18-5	**Sample Type:**	

Analyte	Result	DF	RDL	Units	Prepared	Analyzed	By	Notes
Method:	Prep Method:					QCBatchID:		
N/A	**N/A**	1						

Matrix:	Solid	**Client:**	Rincon Consultants - LA	**Collector:**	Client
Sampled:	12/27/2019 10:15	**Site:**			
Sample #:	**423303-025**	**Client Sample #:**	RB19-1	**Sample Type:**	

Analyte	Result	DF	RDL	Units	Prepared	Analyzed	By	Notes
Method: EPA 6010B *NELAC*	Prep Method: EPA 3050B					QCBatchID: QC1213087		
Lead	**8.85**	1	1	mg/Kg		01/02/20	SBW	
Method: EPA 8015M	Prep Method: EPA 3580A					QCBatchID: QC1213207		
ORO (C28 to C40)	**76**	2	20	mg/Kg	01/03/20	01/05/20	MTS	

Surrogate	*% Recovery*	*Limits*	*Notes*
Triacontane (SUR)	*111*	*50-150*	

Matrix: Solid **Client:** Rincon Consultants - LA **Collector:** Client
Sampled: 12/27/2019 10:20 **Site:**
Sample #: **423303-026** **Client Sample #:** RB19-3 **Sample Type:**

Analyte	Result	DF	RDL	Units	Prepared	Analyzed	By	Notes
Method: EPA 6010B *NELAC* Prep Method: EPA 3050B						QCBatchID: QC1213087		
Lead	**4.74**	1	1	mg/Kg		01/02/20	SBW	
Method: EPA 8015M Prep Method: EPA 3580A						QCBatchID: QC1213207		
ORO (C28 to C40)	ND	1	10	mg/Kg	01/03/20	01/05/20	MTS	

Surrogate	*% Recovery*	*Limits*	*Notes*
Triacontane (SUR)	*111*	*50-150*	

Matrix: Solid **Client:** Rincon Consultants - LA **Collector:** Client
Sampled: 12/27/2019 10:25 **Site:**
Sample #: **423303-027** **Client Sample #:** RB19-5 **Sample Type:**

Analyte	Result	DF	RDL	Units	Prepared	Analyzed	By	Notes
Method: Prep Method:						QCBatchID:		
N/A	**N/A**	1						

Matrix: Solid **Client:** Rincon Consultants - LA **Collector:** Client
Sampled: 12/27/2019 10:30 **Site:**
Sample #: **423303-028** **Client Sample #:** RB20-1 **Sample Type:**

Analyte	Result	DF	RDL	Units	Prepared	Analyzed	By	Notes
Method: EPA 6010B *NELAC* Prep Method: EPA 3050B						QCBatchID: QC1213087		
Lead	**13.4**	1	1	mg/Kg		01/02/20	SBW	
Method: EPA 8015M Prep Method: EPA 3580A						QCBatchID: QC1213207		
ORO (C28 to C40)	**430**	5	50	mg/Kg	01/03/20	01/05/20	MTS	

Surrogate	*% Recovery*	*Limits*	*Notes*
Triacontane (SUR)	*104*	*50-150*	

Matrix: Solid **Client:** Rincon Consultants - LA **Collector:** Client
Sampled: 12/27/2019 10:35 **Site:**
Sample #: **423303-029** **Client Sample #:** RB20-3 **Sample Type:**

Analyte	Result	DF	RDL	Units	Prepared	Analyzed	By	Notes
Method: EPA 6010B *NELAC* Prep Method: EPA 3050B						QCBatchID: QC1213087		
Lead	**7.98**	1	1	mg/Kg		01/02/20	SBW	
Method: EPA 8015M Prep Method: EPA 3580A						QCBatchID: QC1213207		
ORO (C28 to C40)	**41**	1	10	mg/Kg	01/03/20	01/05/20	MTS	

Surrogate	*% Recovery*	*Limits*	*Notes*
Triacontane (SUR)	*111*	*50-150*	

Matrix: Solid **Client:** Rincon Consultants - LA **Collector:** Client
Sampled: 12/27/2019 10:40 **Site:**
Sample #: **423303-030** **Client Sample #:** RB20-5 **Sample Type:**

Analyte	Result	DF	RDL	Units	Prepared	Analyzed	By	Notes
Method: Prep Method:						QCBatchID:		
N/A	**N/A**	1						

QCBatchID:	**QC1213087**	**Analyst:**	rvenegas	**Method:**	EPA 6010B
Matrix:	Solid	**Analyzed:**	12/31/2019	**Instrument:**	AAICP (group)

Blank Summary

Analyte	Blank Result	Units		RDL	Notes
QC1213087MB1					
Lead	ND	mg/Kg		1	

Lab Control Spike/ Lab Control Spike Duplicate Summary

Analyte	Spike Amount LCS	Spike Amount LCSD	Spike Result LCS	Spike Result LCSD	Units	Recoveries LCS	Recoveries LCSD	RPD	Limits %Rec	Limits RPD	Notes
QC1213087LCS1											
Lead	100		101		mg/Kg	101			80-120		

Matrix Spike/Matrix Spike Duplicate Summary

Analyte	Sample Amount	Spike Amount MS	Spike Amount MSD	Spike Result MS	Spike Result MSD	Units	Recoveries MS	Recoveries MSD	RPD	Limits %Rec	Limits RPD	Notes
QC1213087MS1, QC1213087MSD1												**Source: 423303-001**
Lead	12.2	100	100	106	115	mg/Kg	94	103	8.1	75-125	20	

QCBatchID:	**QC1213207**	**Analyst:**	bmorris	**Method:**	EPA 8015M
Matrix:	Solid	**Analyzed:**	01/03/2020	**Instrument:**	SVOA-GC (group)

Blank Summary

Analyte	Blank Result	Units		RDL	Notes
QC1213207MB1					
ORO (C28 to C40)	ND	mg/Kg		10	
TPH (C10 to C28)	ND	mg/Kg		10	

Lab Control Spike/ Lab Control Spike Duplicate Summary

Analyte	Spike Amount		Spike Result		Units	Recoveries		RPD	Limits		Notes
	LCS	LCSD	LCS	LCSD		LCS	LCSD		%Rec	RPD	
QC1213207LCS1											
TPH (C10 to C28)	250		230		mg/Kg	92			60-133		

Matrix Spike/Matrix Spike Duplicate Summary

Analyte	Sample Amount	Spike Amount		Spike Result		Units	Recoveries		RPD	Limits		Notes
		MS	MSD	MS	MSD		MS	MSD		%Rec	RPD	
QC1213207MS1, QC1213207MSD1												**Source: 423303-001**
TPH (C10 to C28)	200	250	250	310	340	mg/Kg	44	56	9.2	70-130	20	M

QCBatchID: QC1213574	Analyst: msanchez	Method: EPA 6010B
Matrix: Solid	Analyzed: 01/15/2020	Instrument: AAICP (group)

Blank Summary

Analyte	Blank Result	Units		RDL	Notes
QC1213574MB1					
Antimony	ND	mg/L		0.09	
Arsenic	ND	mg/L		0.03	
Barium	ND	mg/L		0.03	
Beryllium	ND	mg/L		0.015	
Cadmium	ND	mg/L		0.015	
Chromium	ND	mg/L		0.03	
Cobalt	ND	mg/L		0.015	
Copper	ND	mg/L		0.03	
Lead	ND	mg/L		0.015	
Molybdenum	ND	mg/L		0.03	
Nickel	ND	mg/L		0.06	
Selenium	ND	mg/L		0.03	
Silver		mg/L		0.015	
Thallium	ND	mg/L		0.15	
Vanadium	ND	mg/L		0.015	
Zinc	ND	mg/L		0.06	

Lab Control Spike/ Lab Control Spike Duplicate Summary

Analyte	Spike Amount		Spike Result		Units	Recoveries		RPD	Limits		Notes
	LCS	LCSD	LCS	LCSD		LCS	LCSD		%Rec	RPD	
QC1213574LCS1, QC1213574LCSD1											
Antimony	20	20	21.3	19.8	mg/L	107	99	7	80-120	20	
Arsenic	20	20	20.9	19.3	mg/L	105	97	8	80-120	20	
Barium	20	20	20.9	19.1	mg/L	105	96	9	80-120	20	
Beryllium	20	20	18.0	18.0	mg/L	90	90	0	80-120	20	
Cadmium	20	20	19.2	17.9	mg/L	96	90	7	80-120	20	
Chromium	20	20	18.8	17.3	mg/L	94	87	8	80-120	20	
Cobalt	20	20	19.1	17.6	mg/L	96	88	8	80-120	20	
Copper	20	20	20.6	18.8	mg/L	103	94	9	80-120	20	
Lead	20	20	18.2	17.2	mg/L	91	86	6	80-120	20	
Molybdenum	20	20	21.4	19.8	mg/L	107	99	8	80-120	20	
Nickel	20	20	19.3	17.8	mg/L	97	89	8	80-120	20	
Selenium	20	20	18.7	17.8	mg/L	94	89	5	80-120	20	
Silver	5	5			mg/L				80-120	20	
Thallium	20	20	16.2	15.8	mg/L	81	79	2	80-120	20	L
Vanadium	20	20	21.7	19.9	mg/L	109	100	9	80-120	20	
Zinc	20	20	19.8	18.2	mg/L	99	91	8	80-120	20	

Data Qualifiers and Definitions

Qualifiers

A	See Report Comments.
B	Analyte was present in an associated method blank.
B1	Analyte was present in a sample and associated method blank greater than MDL but less than RDL.
BQ1	No valid test replicates. Sample Toxicity is possible. Best result was reported.
BQ2	No valid test replicates.
BQ3	No valid test replicates. Final DO is less than 1.0 mg/L. Result may be greater.
BQ4	Minor Dissolved Oxygen loss was observed in the blank water check, however, the LCS was within criteria, validating the batch.
BQ5	Minor Dissolved Oxygen loss was observed in the blank water check.
C	Possible laboratory contamination.
D	RPD was not within control limits. The sample data was reported without further clarification.
D1	Lesser amount of sample was used due to insufficient amount of sample supplied.
D2	Reporting limit is elevated due to sample matrix. Target analyte was not detected above the elevated reporting limit.
D3	Insufficient sample was supplied for TCLP. Client was notified. TCLP was performed per the Client's instructions.
DW	Sample result is calculated on a dry weigh basis.
E	Concentration is estimated because it exceeds the quantification limits of the method.
I	The sample was read outside of the method required incubation period.
IR	Inconclusive Result. Legionella is present, however, there is possible non-specific agglutination preventing specific identification.
J	Reported value is estimated
L	The laboratory control sample (LCS) or laboratory control sample duplicate (LCSD) was out of control limits. Associated sample data was reported with qualifier.
L2	LCS did not meet recovery criteria, however, the MS and/or MSD met LCS recovery criteria, validating the batch.
M	The matrix spike (MS) or matrix spike duplicate (MSD) was not within control limits due to matrix interference. The associated LCS and/or LCSD was within control limits and the sample data was reported without further clarification.
M1	The matrix spike (MS) or matrix spike duplicate (MSD) is not within control limits due to matrix interference.
M2	The matrix spike (MS) or matrix spike duplicate (MSD) was not within control limits. The associated LCS and/or LCSD was not within control limits. Sample result is estimated.
N1	Sample chromatography does not match the specified TPH standard pattern.
NC	The analyte concentration in the sample exceeded the spike level by a factor of four or greater, spike recovery and limits do not apply.
P	Sample was received without proper preservation according to EPA guidelines.
P1	Temperature of sample storage refrigerator was out of acceptance limits.
P2	The sample was preserved within 24 hours of collection in accordance with EPA 218.6.
P3	Per Client request, sample was composited for volatile analysis. Sample compositing for volatile analysis is not recommended due to potential loss of target analytes. Results may be biased low.
Q1	Analyte Calibration Verification exceeds criteria. The result is estimated.
Q2	Analyte calibration was not verified and the result was estimated.
Q3	Analyte initial calibration was not available or exceeds criteria. The result was estimated.
S	The surrogate recovery was out of control limits due to matrix interference. The associated method blank surrogate recovery was within control limits and the sample data was reported without further clarification.
S1	The associated surrogate recovery was out of control limits; result is estimated.
S2	The surrogate was diluted out due to the presence of high concentrations of target and/or non-target compounds. Surrogate recoveries in the associated batch QC met recovery criteria.
S3	Internal Standard did not meet recovery limits. Analyte concentration is estimated.
T	Sample was extracted/analyzed past the holding time.
T1	Reanalysis was reported past hold time due to failing replicates in the original analysis (BOD only).
T2	Sample was analyzed ASAP but received and analyzed past the 15 minute holding time.
T3	Sample received and analyzed out of hold time per client's request.
T4	Sample was analyzed out of hold time per client's request.
T5	Reanalysis was reported past hold time. The original analysis was within hold time, but not reportable.
T6	Hold time is indeterminable due to unspecified sampling time.
T7	Sample was analyzed past hold time due to insufficient time remaining at time of receipt.

Definitions

DF	Dilution Factor
MDL	Method Detection Limit. Result is reported ND when it is less than or equal to MDL.
ND	Analyte was not detected or was less than the detection limit.
NR	Not Reported. See Report Comments.
RDL	Reporting Detection Limit
TIC	Tentatively Identified Compounds

ENTHALPY ANALYTICAL

Chain of Custody Record

Lab No: 423303

Page: 1 of 3

Turn Around Time (rush by advanced notice only)

Standard:	X	5 Day:		3 Day:	
2 Day:		1 Day:		Custom TAT:	

<<< Select a Laboratory >>>

#N/A

#N/A

Matrix: A = Air S = Soil/Solid
W = Water DW = Drinking Wate SD = Sediment
PP = Pure Product SEA = Sea Water
SW = Swab T = Tissue WP = Wipe O = Other

Preservatives:
1 = $Na_2S_2O_3$ 2 = HCl 3 = HNO_3
4 = H_2SO_4 5 = NaOH 6 = Other

Sample Receipt Temp:

(lab use only)

CUSTOMER INFORMATION		PROJECT INFORMATION	
Company:	Rincon Consultants	Name:	9019 N Long Beach Blvd
Report To:	Devin Cheyre	Number:	17-03990
Email:	dcheyre@rinconconsultants.com	P.O. #:	
Address:	250 E 1st Street	Address:	
Phone:		Global ID:	
Fax:		Sampled By:	D. Cheyre

	Sample ID	Sampling Date	Sampling Time	Matrix	Container No. / Size	Pres.	TPH - Oil 8015	Lead 6000-7000								Test Instructions / Comments
1	RB11-1	12-27-19	0805	Soil	1		X	X								
2	RB11-3		0810				X	X								
3	RB11-5		0815													Hold
4	RB12-1		0820				X	X								
5	RB12-3		0825				X	X								
6	RB12-5		0830													Hold
7	RB13-1		0835				X	X								
8	RB13-3		0840				X	X								
9	RB13-5		0845													Hold
10	RB14-1		0850				X	X								

	Signature	Print Name	Company / Title	Date / Time
1 Relinquished By:	[signature]	Devin Cheyre	Rincon Consultants	12-30-19 1220
1 Received By:	[signature]	Fernando Dias	EA	12/30/19 1220
2 Relinquished By:	[signature]	Fernando Dias	EA	12/30/19 1427
2 Received By:	[signature]	Elizabeth Ramos	EA	12/30/19 14.27
3 Relinquished By:				
3 Received By:				

0.8/3.8

ENTHALPY ANALYTICAL

Chain of Custody Record

Lab No: 423303

Page: 2 of 3

Turn Around Time (rush by advanced notice only)

Standard:	X	5 Day:		3 Day:	
2 Day:		1 Day:		Custom TAT:	

<<< Select a Laboratory >>>

#N/A

#N/A

Matrix: A = Air S = Soil/Solid
W = Water DW = Drinking Wate SD = Sediment
PP = Pure Product SEA = Sea Water
SW = Swab T = Tissue WP = Wipe O = Other

Preservatives:
1 = $Na_2S_2O_3$ 2 = HCl 3 = HNO_3
4 = H_2SO_4 5 = NaOH 6 = Other

Sample Receipt Temp:

(lab use only)

CUSTOMER INFORMATION		PROJECT INFORMATION	
Company:	Rincon Consultants	Name:	9019 N Long Beach Blvd
Report To:	Devin Chapel	Number:	17-03990
Email:		P.O. #:	
Address:		Address:	
Phone:		Global ID:	
Fax:		Sampled By:	D. Chapel

	Sample ID	Sampling Date	Sampling Time	Matrix	Container No. / Size	Pres.	TPH - Oil 8015M	Lead 6000-7000								Test Instructions / Comments
1	RB14-3	12-27-19	0855	Soil	1		X	X								
2	RB14-5		0900													Hold
3	RB15-1		0905				X	X								
4	RB15-3		0910				X	X								
5	RB15-5		0915													Hold
6	RB16-1		0920				X	X								
7	RB16-3		0925				X	X								
8	RB16-5		0930													Hold
9	RB17-1		0935				X	X								
10	RB17-3		0940				X	X								

	Signature	Print Name	Company / Title	Date / Time
1 Relinquished By:		Devin Chapel	Rincon Consultants	12-30-19 1220
1 Received By:		Fernando Dum	EA	12/30/19 1220
2 Relinquished By:		Fernando Dum	EA	12/30/19 1427
2 Received By:		Elizabeth Damer	EA	12/30/19 14.27
3 Relinquished By:				
3 Received By:				

ENTHALPY ANALYTICAL

Chain of Custody Record

Lab No: 423303

Page: 3 of 3

Turn Around Time (rush by advanced notice only)

Standard:	X	5 Day:		3 Day:	
2 Day:		1 Day:		Custom TAT:	

<<< Select a Laboratory >>>

#N/A

#N/A

Matrix: A = Air S = Soil/Solid
W = Water DW = Drinking Wate SD = Sediment
PP = Pure Product SEA = Sea Water
SW = Swab T = Tissue WP = Wipe O = Other

Preservatives:
1 = $Na_2S_2O_3$ 2 = HCl 3 = HNO_3
4 = H_2SO_4 5 = NaOH 6 = Other

Sample Receipt Temp:

(lab use only)

CUSTOMER INFORMATION		PROJECT INFORMATION	
Company:	Rincon Consultants	Name:	9019N Long Beach Blvd
Report To:	Devin Chaye	Number:	17-03998
Email:		P.O. #:	
Address:		Address:	
Phone:		Global ID:	
Fax:		Sampled By:	D. Chaye

	Sample ID	Sampling Date	Sampling Time	Matrix	Container No. / Size	Pres.	TPH-Oil 8015M	Lead 6000-7000								Test Instructions / Comments
1	RB17-5	12-27-19	0945	Soil	1											Hold
2	RB18-1		1000				X	X								
3	RB18-3		1005				X	X								
4	RB18-5		1010													Hold
5	RB19-1		1015				X	X								
6	RB19-3		1020				X	X								
7	RB19-5		1025													Hold
8	RB20-1		1030				X	X								
9	RB20-3		1035				X	X								
10	RB20-5		1040													Hold

	Signature	Print Name	Company / Title	Date / Time
1 Relinquished By:		Devin Chaye	Rincon Consultants	12-30-19 1220
1 Received By:		Fernando Dura	EA	12/30/19 1220
2 Relinquished By:		Fernando Dura	EA	12/30/19 1427
2 Received By:		Elizabeth Ramirez	EA	12/30/19 14:27
3 Relinquished By:				
3 Received By:				

ENTHALPY ANALYTICAL

SAMPLE ACCEPTANCE CHECKLIST

Section 1

Client: Rincon Consultants Project: 9019 N Long Beach Blvd.

Date Received: 12/30/19 Sampler's Name Present: ☑ Yes ☐ No

Section 2

Sample(s) received in a cooler? ☑ Yes, How many? 1 ☐ No (skip section 2) Sample Temp (°C) (No Cooler): _____

Sample Temp (°C), One from each cooler: #1: 3.8 #2: _____ #3: _____ #4: _____

(Acceptance range is < 6°C but not frozen (for Microbiology samples, acceptance range is < 10°C but not frozen). It is acceptable for samples collected the same day as sample receipt to have a higher temperature as long as there is evidence that cooling has begun.)

Shipping Information: _____

Section 3

Was the cooler packed with: ☑ Ice ☐ Ice Packs ☐ Bubble Wrap ☐ Styrofoam ☐ Paper ☐ None ☐ Other _____

Cooler Temp (°C): #1: 0.8 #2: _____ #3: _____ #4: _____

Section 4	YES	NO	N/A
Was a COC received?	✓		
Are sample IDs present?	✓		
Are sampling dates & times present?	✓		
Is a relinquished signature present?	✓		
Are the tests required clearly indicated on the COC?	✓		
Are custody seals present?		✓	
If custody seals are present, were they intact?			✓
Are all samples sealed in plastic bags? (Recommended for Microbiology samples)			✓
Did all samples arrive intact? If no, indicate in Section 4 below.	✓		
Did all bottle labels agree with COC? (ID, dates and times)	✓		
Were the samples collected in the correct containers for the required tests?	✓		
Are the containers labeled with the correct preservatives?			✓
Is there headspace in the VOA vials greater than 5-6 mm in diameter?			✓
Was a sufficient amount of sample submitted for the requested tests?	✓		

Section 5 Explanations/Comments

Section 6

For discrepancies, how was the Project Manager notified? ☐ Verbal PM Initials: _____ Date/Time _____

☐ Email (email sent to/on): _____ / _____

Project Manager's response:

Completed By: [signature] Date: 12/30/19

Ranjit Clarke

From: Scott English <SEnglish@rinconconsultants.com> on behalf of Scott English
Sent: Thursday, January 09, 2020 2:23 PM
To: ranjit.clarke@enthalpy.com
Cc: Devin Cheyne
Subject: RE: 9019 N. Long Beach Blvd. (12/27/19) - Enthalpy Analytical Final Report #423303

Hello Ranjit, looks like we have two sample that need STLC lead. RB14-1 and RB18-1. Can you give me a price for that on a 3 day tat?

R. Scott English, RME
Senior Program Manager / Remediation Supervisor

Rincon Consultants, Inc.
805 644 4455 EXT 15 MOBILE 805 901 8596 DIRECT 805 947 4840
www.rinconconsultants.com
Environmental Scientists Planners Engineers

5000 Fastest Growing Companies – *Inc. Magazine*

From: Devin Cheyne <dcheyne@rinconconsultants.com>
Sent: Thursday, January 9, 2020 1:38 PM
To: Scott English <SEnglish@rinconconsultants.com>
Subject: Fwd: 9019 N. Long Beach Blvd. (12/27/19) - Enthalpy Analytical Final Report #423303

Begin forwarded message:

> **From:** Ranjit Clarke <ranjit.clarke@enthalpy.com>
> **Date:** January 8, 2020 at 4:25:56 PM PST
> **To:** Devin Cheyne <dcheyne@rinconconsultants.com>
> **Subject: 9019 N. Long Beach Blvd. (12/27/19) - Enthalpy Analytical Final Report #423303**

CAUTION: This email originated from outside of Rincon Consultants. Be cautious before clicking on any links, or opening any attachments, until you are confident that the content is safe .

Hi Devin Cheyne,

Attached is your final report #423303.

Thank you.

In accordance with our paperless initiative, we are no longer mailing or faxing reports by default. If you require a hard copy, please inform your Project Manager.

Enthalpy Analytical, LLC

931 W. Barkley Ave - Orange, CA 92868
Tel: (714)771-6900 Fax: (714)538-1209
www.enthalpy.com
info-sc@enthalpy.com

MONTROSE ENVIRONMENTAL

Client:	Rincon Consultants - LA	Lab Request:	423303
Address:	250 E. 1st Street Suite 1400 Los Angeles, CA 90012	Report Date:	01/08/2020
		Date Received:	12/30/2019
		Client ID:	15729
Attn:	Devin Cheyne		

Comments: 9019 N. Long Beach Blvd.
17-03990

This laboratory request covers the following listed samples which were analyzed for the parameters indicated on the attached Analytical Result Report. All analyses were conducted using the appropriate methods. Methods accredited by NELAC are indicated on the report. This cover letter is an integral part of the final report.

Sample #	Client Sample ID	Sample #	Client Sample ID
423303-001	RB11-1	423303-025	RB19-1
423303-002	RB11-3	423303-026	RB19-3
423303-003	RB11-5	423303-027	RB19-5
423303-004	RB12-1	423303-028	RB20-1
423303-005	RB12-3	423303-029	RB20-3
423303-006	RB12-5	423303-030	RB20-5
423303-007	RB13-1		
423303-008	RB13-3		
423303-009	RB13-5		
423303-010	RB14-1		
423303-011	RB14-3		
423303-012	RB14-5		
423303-013	RB15-1		
423303-014	RB15-3		
423303-015	RB15-5		
423303-016	RB16-1		
423303-017	RB16-3		
423303-018	RB16-5		
423303-019	RB17-1		
423303-020	RB17-3		
423303-021	RB17-5		
423303-022	RB18-1		
423303-023	RB18-3		
423303-024	RB18-5		

Thank you for the opportunity to be of service to your company. Please feel free to call if there are any questions regarding this report or if we can be of further service.

Ranjit K. K. Clarke

Report Review performed by: Ranjit Clarke, Project Manager

NOTE: Unless notified in writing, all samples will be discarded by appropriate disposal protocol 45 days from date received.

The reports of the Enthalpy Analytical, Inc. are confidential property of our clients and may not be reproduced or used for publication in part or in full without our written permission. This is for the mutual protection of the public, our clients, and ourselves.

ACCREDITED IN ACCORDANCE WITH nelac

Matrix: Solid **Client:** Rincon Consultants - LA **Collector:** Client
Sampled: 12/27/2019 08:05 **Site:**
Sample #: **423303-001** **Client Sample #:** RB11-1 **Sample Type:**

Analyte	Result	DF	RDL	Units	Prepared	Analyzed	By	Notes
Method: EPA 6010B *NELAC* Prep Method: EPA 3050B						QCBatchID: QC1213087		
Lead	**12.2**	1	1	mg/Kg		01/02/20	SBW	
Method: EPA 8015M Prep Method: EPA 3580A						QCBatchID: QC1213207		
ORO (C28 to C40)	**440**	5	50	mg/Kg	01/03/20	01/05/20	MTS	

Surrogate	*% Recovery*	*Limits*	*Notes*
Triacontane (SUR)	*111*	*50-150*	

Matrix: Solid **Client:** Rincon Consultants - LA **Collector:** Client
Sampled: 12/27/2019 08:10 **Site:**
Sample #: **423303-002** **Client Sample #:** RB11-3 **Sample Type:**

Analyte	Result	DF	RDL	Units	Prepared	Analyzed	By	Notes
Method: EPA 6010B *NELAC* Prep Method: EPA 3050B						QCBatchID: QC1213087		
Lead	**12.6**	1	1	mg/Kg		01/02/20	SBW	
Method: EPA 8015M Prep Method: EPA 3580A						QCBatchID: QC1213207		
ORO (C28 to C40)	**190**	5	50	mg/Kg	01/03/20	01/05/20	MTS	

Surrogate	*% Recovery*	*Limits*	*Notes*
Triacontane (SUR)	*108*	*50-150*	

Matrix: Solid **Client:** Rincon Consultants - LA **Collector:** Client
Sampled: 12/27/2019 08:15 **Site:**
Sample #: **423303-003** **Client Sample #:** RB11-5 **Sample Type:**

Analyte	Result	DF	RDL	Units	Prepared	Analyzed	By	Notes
Method: Prep Method:						QCBatchID:		
N/A	**N/A**	1						

Matrix: Solid **Client:** Rincon Consultants - LA **Collector:** Client
Sampled: 12/27/2019 08:20 **Site:**
Sample #: **423303-004** **Client Sample #:** RB12-1 **Sample Type:**

Analyte	Result	DF	RDL	Units	Prepared	Analyzed	By	Notes
Method: EPA 6010B *NELAC* Prep Method: EPA 3050B						QCBatchID: QC1213087		
Lead	**19.4**	1	1	mg/Kg		01/02/20	SBW	
Method: EPA 8015M Prep Method: EPA 3580A						QCBatchID: QC1213207		
ORO (C28 to C40)	**210**	5	50	mg/Kg	01/03/20	01/05/20	MTS	

Surrogate	*% Recovery*	*Limits*	*Notes*
Triacontane (SUR)	*111*	*50-150*	

Matrix: Solid **Client:** Rincon Consultants - LA **Collector:** Client
Sampled: 12/27/2019 08:25 **Site:**
Sample #: **423303-005** **Client Sample #:** RB12-3 **Sample Type:**

Analyte	Result	DF	RDL	Units	Prepared	Analyzed	By	Notes
Method: EPA 6010B *NELAC* Prep Method: EPA 3050B						QCBatchID: QC1213087		
Lead	**6.80**	1	1	mg/Kg		01/02/20	SBW	
Method: EPA 8015M Prep Method: EPA 3580A						QCBatchID: QC1213207		
ORO (C28 to C40)	ND	1	10	mg/Kg	01/03/20	01/05/20	MTS	

Surrogate	*% Recovery*	*Limits*	*Notes*
Triacontane (SUR)	*109*	*50-150*	

Matrix:	Solid	**Client:**	Rincon Consultants - LA	**Collector:**	Client
Sampled:	12/27/2019 08:30	**Site:**			
Sample #:	**423303-006**	**Client Sample #:**	RB12-5	**Sample Type:**	

Analyte	Result	DF	RDL	Units	Prepared	Analyzed	By	Notes
Method:	Prep Method:					QCBatchID:		
N/A	**N/A**	1						

Matrix:	Solid	**Client:**	Rincon Consultants - LA	**Collector:**	Client
Sampled:	12/27/2019 08:35	**Site:**			
Sample #:	**423303-007**	**Client Sample #:**	RB13-1	**Sample Type:**	

Analyte	Result	DF	RDL	Units	Prepared	Analyzed	By	Notes
Method: EPA 6010B *NELAC*	Prep Method: EPA 3050B					QCBatchID:	QC1213087	
Lead	**36.1**	1	1	mg/Kg		01/02/20	SBW	
Method: EPA 8015M	Prep Method: EPA 3580A					QCBatchID:	QC1213207	
ORO (C28 to C40)	**1100**	20	200	mg/Kg	01/03/20	01/05/20	MTS	

Surrogate	*% Recovery*	*Limits*	*Notes*
Triacontane (SUR)	*00*	*50-150*	*S2*

Matrix:	Solid	**Client:**	Rincon Consultants - LA	**Collector:**	Client
Sampled:	12/27/2019 08:40	**Site:**			
Sample #:	**423303-008**	**Client Sample #:**	RB13-3	**Sample Type:**	

Analyte	Result	DF	RDL	Units	Prepared	Analyzed	By	Notes
Method: EPA 6010B *NELAC*	Prep Method: EPA 3050B					QCBatchID:	QC1213087	
Lead	**9.15**	1	1	mg/Kg		01/02/20	SBW	
Method: EPA 8015M	Prep Method: EPA 3580A					QCBatchID:	QC1213207	
ORO (C28 to C40)	**72**	1	10	mg/Kg	01/03/20	01/05/20	MTS	

Surrogate	*% Recovery*	*Limits*	*Notes*
Triacontane (SUR)	*109*	*50-150*	

Matrix:	Solid	**Client:**	Rincon Consultants - LA	**Collector:**	Client
Sampled:	12/27/2019 08:45	**Site:**			
Sample #:	**423303-009**	**Client Sample #:**	RB13-5	**Sample Type:**	

Analyte	Result	DF	RDL	Units	Prepared	Analyzed	By	Notes
Method:	Prep Method:					QCBatchID:		
N/A	**N/A**	1						

Matrix:	Solid	**Client:**	Rincon Consultants - LA	**Collector:**	Client
Sampled:	12/27/2019 08:50	**Site:**			
Sample #:	**423303-010**	**Client Sample #:**	RB14-1	**Sample Type:**	

Analyte	Result	DF	RDL	Units	Prepared	Analyzed	By	Notes
Method: EPA 6010B *NELAC*	Prep Method: EPA 3050B					QCBatchID:	QC1213087	
Lead	**56.1**	1	1	mg/Kg		01/02/20	SBW	
Method: EPA 8015M	Prep Method: EPA 3580A					QCBatchID:	QC1213207	
ORO (C28 to C40)	**100**	2	20	mg/Kg	01/03/20	01/05/20	MTS	

Surrogate	*% Recovery*	*Limits*	*Notes*
Triacontane (SUR)	*110*	*50-150*	

Matrix: Solid **Client:** Rincon Consultants - LA **Collector:** Client
Sampled: 12/27/2019 08:55 **Site:**
Sample #: **423303-011** **Client Sample #:** RB14-3 **Sample Type:**

Analyte	Result	DF	RDL	Units	Prepared	Analyzed	By	Notes
Method: EPA 6010B *NELAC* Prep Method: EPA 3050B						QCBatchID: QC1213087		
Lead	**8.33**	1	1	mg/Kg		01/02/20	SBW	
Method: EPA 8015M Prep Method: EPA 3580A						QCBatchID: QC1213207		
ORO (C28 to C40)	**32**	1	10	mg/Kg	01/03/20	01/05/20	MTS	

Surrogate	*% Recovery*	*Limits*	*Notes*
Triacontane (SUR)	*115*	*50-150*	

Matrix: Solid **Client:** Rincon Consultants - LA **Collector:** Client
Sampled: 12/27/2019 09:00 **Site:**
Sample #: **423303-012** **Client Sample #:** RB14-5 **Sample Type:**

Analyte	Result	DF	RDL	Units	Prepared	Analyzed	By	Notes
Method: Prep Method:						QCBatchID:		
N/A	**N/A**	1						

Matrix: Solid **Client:** Rincon Consultants - LA **Collector:** Client
Sampled: 12/27/2019 09:05 **Site:**
Sample #: **423303-013** **Client Sample #:** RB15-1 **Sample Type:**

Analyte	Result	DF	RDL	Units	Prepared	Analyzed	By	Notes
Method: EPA 6010B *NELAC* Prep Method: EPA 3050B						QCBatchID: QC1213087		
Lead	**17.8**	1	1	mg/Kg		01/02/20	SBW	
Method: EPA 8015M Prep Method: EPA 3580A						QCBatchID: QC1213207		
ORO (C28 to C40)	**2100**	5	50	mg/Kg	01/03/20	01/05/20	MTS	

Surrogate	*% Recovery*	*Limits*	*Notes*
Triacontane (SUR)	*98*	*50-150*	

Matrix: Solid **Client:** Rincon Consultants - LA **Collector:** Client
Sampled: 12/27/2019 09:10 **Site:**
Sample #: **423303-014** **Client Sample #:** RB15-3 **Sample Type:**

Analyte	Result	DF	RDL	Units	Prepared	Analyzed	By	Notes
Method: EPA 6010B *NELAC* Prep Method: EPA 3050B						QCBatchID: QC1213087		
Lead	**16.8**	1	1	mg/Kg		01/02/20	SBW	
Method: EPA 8015M Prep Method: EPA 3580A						QCBatchID: QC1213207		
ORO (C28 to C40)	**34**	1	10	mg/Kg	01/03/20	01/05/20	MTS	

Surrogate	*% Recovery*	*Limits*	*Notes*
Triacontane (SUR)	*108*	*50-150*	

Matrix: Solid **Client:** Rincon Consultants - LA **Collector:** Client
Sampled: 12/27/2019 09:15 **Site:**
Sample #: **423303-015** **Client Sample #:** RB15-5 **Sample Type:**

Analyte	Result	DF	RDL	Units	Prepared	Analyzed	By	Notes
Method: Prep Method:						QCBatchID:		
N/A	**N/A**	1						

Matrix: Solid **Client:** Rincon Consultants - LA **Collector:** Client
Sampled: 12/27/2019 09:20 **Site:**
Sample #: **423303-016** **Client Sample #:** RB16-1 **Sample Type:**

Analyte	Result	DF	RDL	Units	Prepared	Analyzed	By	Notes
Method: EPA 6010B *NELAC* Prep Method: EPA 3050B						QCBatchID: QC1213087		
Lead	**10.5**	1	1	mg/Kg		01/02/20	SBW	
Method: EPA 8015M Prep Method: EPA 3580A						QCBatchID: QC1213207		
ORO (C28 to C40)	**100**	2	20	mg/Kg	01/03/20	01/05/20	MTS	

Surrogate	*% Recovery*	*Limits*	*Notes*
Triacontane (SUR)	*119*	*50-150*	

Matrix: Solid **Client:** Rincon Consultants - LA **Collector:** Client
Sampled: 12/27/2019 09:25 **Site:**
Sample #: **423303-017** **Client Sample #:** RB16-3 **Sample Type:**

Analyte	Result	DF	RDL	Units	Prepared	Analyzed	By	Notes
Method: EPA 6010B *NELAC* Prep Method: EPA 3050B						QCBatchID: QC1213087		
Lead	**5.80**	1	1	mg/Kg		01/02/20	SBW	
Method: EPA 8015M Prep Method: EPA 3580A						QCBatchID: QC1213207		
ORO (C28 to C40)	ND	1	10	mg/Kg	01/03/20	01/05/20	MTS	

Surrogate	*% Recovery*	*Limits*	*Notes*
Triacontane (SUR)	*115*	*50-150*	

Matrix: Solid **Client:** Rincon Consultants - LA **Collector:** Client
Sampled: 12/27/2019 09:30 **Site:**
Sample #: **423303-018** **Client Sample #:** RB16-5 **Sample Type:**

Analyte	Result	DF	RDL	Units	Prepared	Analyzed	By	Notes
Method: Prep Method:						QCBatchID:		
N/A	**N/A**	1						

Matrix: Solid **Client:** Rincon Consultants - LA **Collector:** Client
Sampled: 12/27/2019 09:35 **Site:**
Sample #: **423303-019** **Client Sample #:** RB17-1 **Sample Type:**

Analyte	Result	DF	RDL	Units	Prepared	Analyzed	By	Notes
Method: EPA 6010B *NELAC* Prep Method: EPA 3050B						QCBatchID: QC1213087		
Lead	**8.51**	1	1	mg/Kg		01/02/20	SBW	
Method: EPA 8015M Prep Method: EPA 3580A						QCBatchID: QC1213207		
ORO (C28 to C40)	**88**	2	20	mg/Kg	01/03/20	01/05/20	MTS	

Surrogate	*% Recovery*	*Limits*	*Notes*
Triacontane (SUR)	*117*	*50-150*	

Matrix: Solid **Client:** Rincon Consultants - LA **Collector:** Client
Sampled: 12/27/2019 09:40 **Site:**
Sample #: **423303-020** **Client Sample #:** RB17-3 **Sample Type:**

Analyte	Result	DF	RDL	Units	Prepared	Analyzed	By	Notes
Method: EPA 6010B *NELAC* Prep Method: EPA 3050B						QCBatchID: QC1213087		
Lead	**6.51**	1	1	mg/Kg		01/02/20	SBW	
Method: EPA 8015M Prep Method: EPA 3580A						QCBatchID: QC1213207		
ORO (C28 to C40)	ND	1	10	mg/Kg	01/03/20	01/05/20	MTS	

Surrogate	*% Recovery*	*Limits*	*Notes*
Triacontane (SUR)	*111*	*50-150*	

Matrix:	Solid	**Client:**	Rincon Consultants - LA	**Collector:**	Client
Sampled:	12/27/2019 09:45	**Site:**			
Sample #:	**423303-021**	**Client Sample #:**	RB17-5	**Sample Type:**	

Analyte	Result	DF	RDL	Units	Prepared	Analyzed	By	Notes
Method:	Prep Method:					QCBatchID:		
N/A	**N/A**	1						

Matrix:	Solid	**Client:**	Rincon Consultants - LA	**Collector:**	Client
Sampled:	12/27/2019 10:00	**Site:**			
Sample #:	**423303-022**	**Client Sample #:**	RB18-1	**Sample Type:**	

Analyte	Result	DF	RDL	Units	Prepared	Analyzed	By	Notes
Method: EPA 6010B *NELAC*	Prep Method: EPA 3050B					QCBatchID: QC1213087		
Lead	**102**	1	1	mg/Kg		01/02/20	SBW	
Method: EPA 8015M	Prep Method: EPA 3580A					QCBatchID: QC1213207		
ORO (C28 to C40)	**310**	5	50	mg/Kg	01/03/20	01/05/20	MTS	

Surrogate	*% Recovery*	*Limits*	*Notes*
Triacontane (SUR)	*108*	*50-150*	

Matrix:	Solid	**Client:**	Rincon Consultants - LA	**Collector:**	Client
Sampled:	12/27/2019 10:05	**Site:**			
Sample #:	**423303-023**	**Client Sample #:**	RB18-3	**Sample Type:**	

Analyte	Result	DF	RDL	Units	Prepared	Analyzed	By	Notes
Method: EPA 6010B *NELAC*	Prep Method: EPA 3050B					QCBatchID: QC1213087		
Lead	**6.90**	1	1	mg/Kg		01/02/20	SBW	
Method: EPA 8015M	Prep Method: EPA 3580A					QCBatchID: QC1213207		
ORO (C28 to C40)	**56**	1	10	mg/Kg	01/03/20	01/05/20	MTS	

Surrogate	*% Recovery*	*Limits*	*Notes*
Triacontane (SUR)	*111*	*50-150*	

Matrix:	Solid	**Client:**	Rincon Consultants - LA	**Collector:**	Client
Sampled:	12/27/2019 10:10	**Site:**			
Sample #:	**423303-024**	**Client Sample #:**	RB18-5	**Sample Type:**	

Analyte	Result	DF	RDL	Units	Prepared	Analyzed	By	Notes
Method:	Prep Method:					QCBatchID:		
N/A	**N/A**	1						

Matrix:	Solid	**Client:**	Rincon Consultants - LA	**Collector:**	Client
Sampled:	12/27/2019 10:15	**Site:**			
Sample #:	**423303-025**	**Client Sample #:**	RB19-1	**Sample Type:**	

Analyte	Result	DF	RDL	Units	Prepared	Analyzed	By	Notes
Method: EPA 6010B *NELAC*	Prep Method: EPA 3050B					QCBatchID: QC1213087		
Lead	**8.85**	1	1	mg/Kg		01/02/20	SBW	
Method: EPA 8015M	Prep Method: EPA 3580A					QCBatchID: QC1213207		
ORO (C28 to C40)	**76**	2	20	mg/Kg	01/03/20	01/05/20	MTS	

Surrogate	*% Recovery*	*Limits*	*Notes*
Triacontane (SUR)	*111*	*50-150*	

Matrix: Solid **Client:** Rincon Consultants - LA **Collector:** Client
Sampled: 12/27/2019 10:20 **Site:**
Sample #: **423303-026** **Client Sample #:** RB19-3 **Sample Type:**

Analyte	Result	DF	RDL	Units	Prepared	Analyzed	By	Notes
Method: EPA 6010B *NELAC* Prep Method: EPA 3050B						QCBatchID: QC1213087		
Lead	**4.74**	1	1	mg/Kg		01/02/20	SBW	
Method: EPA 8015M Prep Method: EPA 3580A						QCBatchID: QC1213207		
ORO (C28 to C40)	ND	1	10	mg/Kg	01/03/20	01/05/20	MTS	

Surrogate	*% Recovery*	*Limits*	*Notes*
Triacontane (SUR)	*111*	*50-150*	

Matrix: Solid **Client:** Rincon Consultants - LA **Collector:** Client
Sampled: 12/27/2019 10:25 **Site:**
Sample #: **423303-027** **Client Sample #:** RB19-5 **Sample Type:**

Analyte	Result	DF	RDL	Units	Prepared	Analyzed	By	Notes
Method: Prep Method:						QCBatchID:		
N/A	**N/A**	1						

Matrix: Solid **Client:** Rincon Consultants - LA **Collector:** Client
Sampled: 12/27/2019 10:30 **Site:**
Sample #: **423303-028** **Client Sample #:** RB20-1 **Sample Type:**

Analyte	Result	DF	RDL	Units	Prepared	Analyzed	By	Notes
Method: EPA 6010B *NELAC* Prep Method: EPA 3050B						QCBatchID: QC1213087		
Lead	**13.4**	1	1	mg/Kg		01/02/20	SBW	
Method: EPA 8015M Prep Method: EPA 3580A						QCBatchID: QC1213207		
ORO (C28 to C40)	**430**	5	50	mg/Kg	01/03/20	01/05/20	MTS	

Surrogate	*% Recovery*	*Limits*	*Notes*
Triacontane (SUR)	*104*	*50-150*	

Matrix: Solid **Client:** Rincon Consultants - LA **Collector:** Client
Sampled: 12/27/2019 10:35 **Site:**
Sample #: **423303-029** **Client Sample #:** RB20-3 **Sample Type:**

Analyte	Result	DF	RDL	Units	Prepared	Analyzed	By	Notes
Method: EPA 6010B *NELAC* Prep Method: EPA 3050B						QCBatchID: QC1213087		
Lead	**7.98**	1	1	mg/Kg		01/02/20	SBW	
Method: EPA 8015M Prep Method: EPA 3580A						QCBatchID: QC1213207		
ORO (C28 to C40)	**41**	1	10	mg/Kg	01/03/20	01/05/20	MTS	

Surrogate	*% Recovery*	*Limits*	*Notes*
Triacontane (SUR)	*111*	*50-150*	

Matrix: Solid **Client:** Rincon Consultants - LA **Collector:** Client
Sampled: 12/27/2019 10:40 **Site:**
Sample #: **423303-030** **Client Sample #:** RB20-5 **Sample Type:**

Analyte	Result	DF	RDL	Units	Prepared	Analyzed	By	Notes
Method: Prep Method:						QCBatchID:		
N/A	**N/A**	1						

QCBatchID:	**QC1213087**	**Analyst:**	rvenegas	**Method:**	EPA 6010B
Matrix:	Solid	**Analyzed:**	12/31/2019	**Instrument:**	AAICP (group)

Blank Summary

Analyte	Blank Result	Units		RDL	Notes
QC1213087MB1					
Lead	ND	mg/Kg		1	

Lab Control Spike/ Lab Control Spike Duplicate Summary

Analyte	Spike Amount LCS	Spike Amount LCSD	Spike Result LCS	Spike Result LCSD	Units	Recoveries LCS	Recoveries LCSD	RPD	Limits %Rec	Limits RPD	Notes
QC1213087LCS1											
Lead	100		101		mg/Kg	101			80-120		

Matrix Spike/Matrix Spike Duplicate Summary

Analyte	Sample Amount	Spike Amount MS	Spike Amount MSD	Spike Result MS	Spike Result MSD	Units	Recoveries MS	Recoveries MSD	RPD	Limits %Rec	Limits RPD	Notes
QC1213087MS1, QC1213087MSD1												**Source: 423303-001**
Lead	12.2	100	100	106	115	mg/Kg	94	103	8.1	75-125	20	

QCBatchID:	**QC1213207**	**Analyst:**	bmorris	**Method:**	EPA 8015M
Matrix:	Solid	**Analyzed:**	01/03/2020	**Instrument:**	SVOA-GC (group)

Blank Summary

Analyte	Blank Result	Units		RDL	Notes
QC1213207MB1					
ORO (C28 to C40)	ND	mg/Kg		10	
TPH (C10 to C28)	ND	mg/Kg		10	

Lab Control Spike/ Lab Control Spike Duplicate Summary

Analyte	Spike Amount		Spike Result		Units	Recoveries		RPD	Limits		Notes
	LCS	LCSD	LCS	LCSD		LCS	LCSD		%Rec	RPD	
QC1213207LCS1											
TPH (C10 to C28)	250		230		mg/Kg	92			60-133		

Matrix Spike/Matrix Spike Duplicate Summary

Analyte	Sample Amount	Spike Amount		Spike Result		Units	Recoveries		RPD	Limits		Notes
		MS	MSD	MS	MSD		MS	MSD		%Rec	RPD	
QC1213207MS1, QC1213207MSD1												**Source: 423303-001**
TPH (C10 to C28)	200	250	250	310	340	mg/Kg	44	56	9.2	70-130	20	M

Data Qualifiers and Definitions

Qualifiers

A	See Report Comments.
B	Analyte was present in an associated method blank.
B1	Analyte was present in a sample and associated method blank greater than MDL but less than RDL.
BQ1	No valid test replicates. Sample Toxicity is possible. Best result was reported.
BQ2	No valid test replicates.
BQ3	No valid test replicates. Final DO is less than 1.0 mg/L. Result may be greater.
BQ4	Minor Dissolved Oxygen loss was observed in the blank water check, however, the LCS was within criteria, validating the batch.
BQ5	Minor Dissolved Oxygen loss was observed in the blank water check.
C	Possible laboratory contamination.
D	RPD was not within control limits. The sample data was reported without further clarification.
D1	Lesser amount of sample was used due to insufficient amount of sample supplied.
D2	Reporting limit is elevated due to sample matrix. Target analyte was not detected above the elevated reporting limit.
D3	Insufficient sample was supplied for TCLP. Client was notified. TCLP was performed per the Client's instructions.
DW	Sample result is calculated on a dry weigh basis.
E	Concentration is estimated because it exceeds the quantification limits of the method.
I	The sample was read outside of the method required incubation period.
IR	Inconclusive Result. Legionella is present, however, there is possible non-specific agglutination preventing specific identification.
J	Reported value is estimated
L	The laboratory control sample (LCS) or laboratory control sample duplicate (LCSD) was out of control limits. Associated sample data was reported with qualifier.
L2	LCS did not meet recovery criteria, however, the MS and/or MSD met LCS recovery criteria, validating the batch.
M	The matrix spike (MS) or matrix spike duplicate (MSD) was not within control limits due to matrix interference. The associated LCS and/or LCSD was within control limits and the sample data was reported without further clarification.
M1	The matrix spike (MS) or matrix spike duplicate (MSD) is not within control limits due to matrix interference.
M2	The matrix spike (MS) or matrix spike duplicate (MSD) was not within control limits. The associated LCS and/or LCSD was not within control limits. Sample result is estimated.
N1	Sample chromatography does not match the specified TPH standard pattern.
NC	The analyte concentration in the sample exceeded the spike level by a factor of four or greater, spike recovery and limits do not apply.
P	Sample was received without proper preservation according to EPA guidelines.
P1	Temperature of sample storage refrigerator was out of acceptance limits.
P2	The sample was preserved within 24 hours of collection in accordance with EPA 218.6.
P3	Per Client request, sample was composited for volatile analysis. Sample compositing for volatile analysis is not recommended due to potential loss of target analytes. Results may be biased low.
Q1	Analyte Calibration Verification exceeds criteria. The result is estimated.
Q2	Analyte calibration was not verified and the result was estimated.
Q3	Analyte initial calibration was not available or exceeds criteria. The result was estimated.
S	The surrogate recovery was out of control limits due to matrix interference. The associated method blank surrogate recovery was within control limits and the sample data was reported without further clarification.
S1	The associated surrogate recovery was out of control limits; result is estimated.
S2	The surrogate was diluted out due to the presence of high concentrations of target and/or non-target compounds. Surrogate recoveries in the associated batch QC met recovery criteria.
S3	Internal Standard did not meet recovery limits. Analyte concentration is estimated.
T	Sample was extracted/analyzed past the holding time.
T1	Reanalysis was reported past hold time due to failing replicates in the original analysis (BOD only).
T2	Sample was analyzed ASAP but received and analyzed past the 15 minute holding time.
T3	Sample received and analyzed out of hold time per client's request.
T4	Sample was analyzed out of hold time per client's request.
T5	Reanalysis was reported past hold time. The original analysis was within hold time, but not reportable.
T6	Hold time is indeterminable due to unspecified sampling time.
T7	Sample was analyzed past hold time due to insufficient time remaining at time of receipt.

Definitions

DF	Dilution Factor
MDL	Method Detection Limit. Result is reported ND when it is less than or equal to MDL.
ND	Analyte was not detected or was less than the detection limit.
NR	Not Reported. See Report Comments.
RDL	Reporting Detection Limit
TIC	Tentatively Identified Compounds

ENTHALPY ANALYTICAL

Chain of Custody Record

Lab No: 423303

Page: 1 of 3

Turn Around Time (rush by advanced notice only)

Standard:	X	5 Day:		3 Day:	
2 Day:		1 Day:		Custom TAT:	

<<< Select a Laboratory >>>

#N/A

#N/A

Matrix: A = Air S = Soil/Solid
W = Water DW = Drinking Wate SD = Sediment
PP = Pure Product SEA = Sea Water
SW = Swab T = Tissue WP = Wipe O = Other

Preservatives:
1 = $Na_2S_2O_3$ 2 = HCl 3 = HNO_3
4 = H_2SO_4 5 = NaOH 6 = Other

Sample Receipt Temp:

(lab use only)

CUSTOMER INFORMATION		PROJECT INFORMATION	
Company:	Rincon Consultants	Name:	9019 N Long Beach Blvd
Report To:	Devin Cheyre	Number:	17-03990
Email:	dcheyre@rinconconsultants.com	P.O. #:	
Address:	250 E 1st Street	Address:	
Phone:		Global ID:	
Fax:		Sampled By:	D. Cheyre

	Sample ID	Sampling Date	Sampling Time	Matrix	Container No. / Size	Pres.	TPH - Oil 8015	Lead 6000-7000								Test Instructions / Comments
1	RB11-1	12-27-19	0805	Soil	1		X	X								
2	RB11-3		0810				X	X								
3	RB11-5		0815													Hold
4	RB12-1		0820				X	X								
5	RB12-3		0825				X	X								
6	RB12-5		0830													Hold
7	RB13-1		0835				X	X								
8	RB13-3		0840				X	X								
9	RB13-5		0845													Hold
10	RB14-1		0850				X	X								

	Signature	Print Name	Company / Title	Date / Time
1 Relinquished By:	[signature]	Devin Cheyre	Rincon Consultants	12-30-19 1220
1 Received By:	[signature]	Fernando Dias	EA	12/30/19 1220
2 Relinquished By:	[signature]	Fernando Dias	EA	12/30/19 1427
2 Received By:	[signature]	Elizabeth Ramos	EA	12/30/19 14.27
3 Relinquished By:				
3 Received By:				

0.8/3.8

ENTHALPY ANALYTICAL

Chain of Custody Record

Lab No: 423303

Page: 2 of 3

Turn Around Time (rush by advanced notice only)

Standard:	X	5 Day:		3 Day:	
2 Day:		1 Day:		Custom TAT:	

<<< Select a Laboratory >>>

#N/A

#N/A

Matrix: A = Air S = Soil/Solid
W = Water DW = Drinking Wate SD = Sediment
PP = Pure Product SEA = Sea Water
SW = Swab T = Tissue WP = Wipe O = Other

Preservatives:
1 = $Na_2S_2O_3$ 2 = HCl 3 = HNO_3
4 = H_2SO_4 5 = NaOH 6 = Other

Sample Receipt Temp:

(lab use only)

CUSTOMER INFORMATION		PROJECT INFORMATION	
Company:	Rincon Consultants	Name:	9019 N Long Beach Blvd
Report To:	Devin Chapel	Number:	17-03990
Email:		P.O. #:	
Address:		Address:	
Phone:		Global ID:	
Fax:		Sampled By:	D. Chapel

	Sample ID	Sampling Date	Sampling Time	Matrix	Container No. / Size	Pres.	TPH - Oil 8015M	Lead 6000-7000								Test Instructions / Comments
1	RB14-3	12-27-19	0855	Soil	1		X	X								
2	RB14-5		0900													Hold
3	RB15-1		0905				X	X								
4	RB15-3		0910				X	X								
5	RB15-5		0915													Hold
6	RB16-1		0920				X	X								
7	RB16-3		0925				X	X								
8	RB16-5		0930													Hold
9	RB17-1		0935				X	X								
10	RB17-3		0940				X	X								

	Signature	Print Name	Company / Title	Date / Time
1 Relinquished By:		Devin Chapel	Rincon Consultants	12-30-19 1220
1 Received By:		Fernando Dum	EA	12/30/19 1220
2 Relinquished By:		Fernando Dum	EA	12/30/19 1427
2 Received By:		Elizabeth Damer	EA	12/30/19 14.27
3 Relinquished By:				
3 Received By:				

ENTHALPY ANALYTICAL

Chain of Custody Record

Lab No: 423303

Page: 3 of 3

Turn Around Time (rush by advanced notice only)

Standard:	X	5 Day:		3 Day:	
2 Day:		1 Day:		Custom TAT:	

<<< Select a Laboratory >>>

#N/A

#N/A

Matrix: A = Air S = Soil/Solid
W = Water DW = Drinking Wate SD = Sediment
PP = Pure Product SEA = Sea Water
SW = Swab T = Tissue WP = Wipe O = Other

Preservatives:
1 = $Na_2S_2O_3$ 2 = HCl 3 = HNO_3
4 = H_2SO_4 5 = NaOH 6 = Other

Sample Receipt Temp:

(lab use only)

CUSTOMER INFORMATION		PROJECT INFORMATION	
Company:	Rincon Consultants	Name:	9019N Long Beach Blvd
Report To:	Devin Chaye	Number:	17-03998
Email:		P.O. #:	
Address:		Address:	
Phone:		Global ID:	
Fax:		Sampled By:	D. Chaye

	Sample ID	Sampling Date	Sampling Time	Matrix	Container No. / Size	Pres.	TPH-Oil 8015M	Lead 6000-7000								Test Instructions / Comments
1	RB17-5	12-27-19	0945	Soil	1											Hold
2	RB18-1		1000				X	X								
3	RB18-3		1005				X	X								
4	RB18-5		1010													Hold
5	RB19-1		1015				X	X								
6	RB19-3		1020				X	X								
7	RB19-5		1025													Hold
8	RB20-1		1030				X	X								
9	RB20-3		1035				X	X								
10	RB20-5		1040													Hold

	Signature	Print Name	Company / Title	Date / Time
1 Relinquished By:		Devin Chaye	Rincon Consultants	12-30-19 1220
1 Received By:		Fernando Dura	EA	12/30/19 1220
2 Relinquished By:		Fernando Dura	EA	12/30/19 1427
2 Received By:		Elizabeth Ramirez	EA	12/30/19 14:27
3 Relinquished By:				
3 Received By:				

ENTHALPY ANALYTICAL

SAMPLE ACCEPTANCE CHECKLIST

Section 1

Client: Rincon Consultants Project: 9019 N Long Beach Blvd.

Date Received: 12/30/19 Sampler's Name Present: ☑ Yes ☐ No

Section 2

Sample(s) received in a cooler? ☑ Yes, How many? 1 ☐ No (skip section 2) Sample Temp (°C) (No Cooler): _____

Sample Temp (°C), One from each cooler: #1: 3.8 #2: _____ #3: _____ #4: _____

(Acceptance range is < 6°C but not frozen (for Microbiology samples, acceptance range is < 10°C but not frozen). It is acceptable for samples collected the same day as sample receipt to have a higher temperature as long as there is evidence that cooling has begun.)

Shipping Information: _____

Section 3

Was the cooler packed with: ☑ Ice ☐ Ice Packs ☐ Bubble Wrap ☐ Styrofoam ☐ Paper ☐ None ☐ Other _____

Cooler Temp (°C): #1: 0.8 #2: _____ #3: _____ #4: _____

Section 4	YES	NO	N/A
Was a COC received?	✓		
Are sample IDs present?	✓		
Are sampling dates & times present?	✓		
Is a relinquished signature present?	✓		
Are the tests required clearly indicated on the COC?	✓		
Are custody seals present?		✓	
If custody seals are present, were they intact?			✓
Are all samples sealed in plastic bags? (Recommended for Microbiology samples)			✓
Did all samples arrive intact? If no, indicate in Section 4 below.	✓		
Did all bottle labels agree with COC? (ID, dates and times)	✓		
Were the samples collected in the correct containers for the required tests?	✓		
Are the containers labeled with the correct preservatives?			✓
Is there headspace in the VOA vials greater than 5-6 mm in diameter?			✓
Was a sufficient amount of sample submitted for the requested tests?	✓		

Section 5 Explanations/Comments

Section 6

For discrepancies, how was the Project Manager notified? ☐ Verbal PM Initials: _____ Date/Time _____

☐ Email (email sent to/on): _____ / _____

Project Manager's response:

Completed By: [signature] Date: 12/30/19

Enthalpy Analytical, LLC

931 W. Barkley Ave - Orange, CA 92868
Tel: (714)771-6900 Fax: (714)538-1209
www.enthalpy.com
info-sc@enthalpy.com

MONTROSE ENVIRONMENTAL

Client:	Rincon Consultants - LA	Lab Request:	423303
Address:	250 E. 1st Street Suite 1400 Los Angeles, CA 90012	Report Date:	01/15/2020
		Date Received:	12/30/2019
		Client ID:	15729
Attn:	Devin Cheyne		

Comments: 9019 N. Long Beach Blvd.
17-03990

Supplemental Report 1 - STLC Lead results are now reported where requested.

This laboratory request covers the following listed samples which were analyzed for the parameters indicated on the attached Analytical Result Report. All analyses were conducted using the appropriate methods. Methods accredited by NELAC are indicated on the report. This cover letter is an integral part of the final report.

Sample #	Client Sample ID	Sample #	Client Sample ID
423303-001	RB11-1	423303-025	RB19-1
423303-002	RB11-3	423303-026	RB19-3
423303-003	RB11-5	423303-027	RB19-5
423303-004	RB12-1	423303-028	RB20-1
423303-005	RB12-3	423303-029	RB20-3
423303-006	RB12-5	423303-030	RB20-5
423303-007	RB13-1		
423303-008	RB13-3		
423303-009	RB13-5		
423303-010	RB14-1		
423303-011	RB14-3		
423303-012	RB14-5		
423303-013	RB15-1		
423303-014	RB15-3		
423303-015	RB15-5		
423303-016	RB16-1		
423303-017	RB16-3		
423303-018	RB16-5		
423303-019	RB17-1		
423303-020	RB17-3		
423303-021	RB17-5		
423303-022	RB18-1		
423303-023	RB18-3		
423303-024	RB18-5		

Thank you for the opportunity to be of service to your company. Please feel free to call if there are any questions regarding this report or if we can be of further service.

Ranjit K. Clarke

Report Review performed by: Ranjit Clarke, Project Manager

NOTE: Unless notified in writing, all samples will be discarded by appropriate disposal protocol 45 days from date received.

The reports of the Enthalpy Analytical, Inc. are confidential property of our clients and may not be reproduced or used for publication in part or in full without our written permission. This is for the mutual protection of the public, our clients, and ourselves.

ACCREDITED IN ACCORDANCE WITH nelac

Matrix: Solid **Client:** Rincon Consultants - LA **Collector:** Client
Sampled: 12/27/2019 08:05 **Site:**
Sample #: **423303-001** **Client Sample #:** RB11-1 **Sample Type:**

Analyte	Result	DF	RDL	Units	Prepared	Analyzed	By	Notes
Method: EPA 6010B *NELAC* Prep Method: EPA 3050B						QCBatchID: QC1213087		
Lead	**12.2**	1	1	mg/Kg		01/02/20	SBW	
Method: EPA 8015M Prep Method: EPA 3580A						QCBatchID: QC1213207		
ORO (C28 to C40)	**440**	5	50	mg/Kg	01/03/20	01/05/20	MTS	

Surrogate	*% Recovery*	*Limits*	*Notes*
Triacontane (SUR)	*111*	*50-150*	

Matrix: Solid **Client:** Rincon Consultants - LA **Collector:** Client
Sampled: 12/27/2019 08:10 **Site:**
Sample #: **423303-002** **Client Sample #:** RB11-3 **Sample Type:**

Analyte	Result	DF	RDL	Units	Prepared	Analyzed	By	Notes
Method: EPA 6010B *NELAC* Prep Method: EPA 3050B						QCBatchID: QC1213087		
Lead	**12.6**	1	1	mg/Kg		01/02/20	SBW	
Method: EPA 8015M Prep Method: EPA 3580A						QCBatchID: QC1213207		
ORO (C28 to C40)	**190**	5	50	mg/Kg	01/03/20	01/05/20	MTS	

Surrogate	*% Recovery*	*Limits*	*Notes*
Triacontane (SUR)	*108*	*50-150*	

Matrix: Solid **Client:** Rincon Consultants - LA **Collector:** Client
Sampled: 12/27/2019 08:15 **Site:**
Sample #: **423303-003** **Client Sample #:** RB11-5 **Sample Type:**

Analyte	Result	DF	RDL	Units	Prepared	Analyzed	By	Notes
Method: Prep Method:						QCBatchID:		
N/A	**N/A**	1						

Matrix: Solid **Client:** Rincon Consultants - LA **Collector:** Client
Sampled: 12/27/2019 08:20 **Site:**
Sample #: **423303-004** **Client Sample #:** RB12-1 **Sample Type:**

Analyte	Result	DF	RDL	Units	Prepared	Analyzed	By	Notes
Method: EPA 6010B *NELAC* Prep Method: EPA 3050B						QCBatchID: QC1213087		
Lead	**19.4**	1	1	mg/Kg		01/02/20	SBW	
Method: EPA 8015M Prep Method: EPA 3580A						QCBatchID: QC1213207		
ORO (C28 to C40)	**210**	5	50	mg/Kg	01/03/20	01/05/20	MTS	

Surrogate	*% Recovery*	*Limits*	*Notes*
Triacontane (SUR)	*111*	*50-150*	

Matrix: Solid **Client:** Rincon Consultants - LA **Collector:** Client
Sampled: 12/27/2019 08:25 **Site:**
Sample #: **423303-005** **Client Sample #:** RB12-3 **Sample Type:**

Analyte	Result	DF	RDL	Units	Prepared	Analyzed	By	Notes
Method: EPA 6010B *NELAC* Prep Method: EPA 3050B						QCBatchID: QC1213087		
Lead	**6.80**	1	1	mg/Kg		01/02/20	SBW	
Method: EPA 8015M Prep Method: EPA 3580A						QCBatchID: QC1213207		
ORO (C28 to C40)	ND	1	10	mg/Kg	01/03/20	01/05/20	MTS	

Surrogate	*% Recovery*	*Limits*	*Notes*
Triacontane (SUR)	*109*	*50-150*	

Matrix:	Solid	**Client:**	Rincon Consultants - LA	**Collector:**	Client
Sampled:	12/27/2019 08:30	**Site:**			
Sample #:	**423303-006**	**Client Sample #:**	RB12-5	**Sample Type:**	

Analyte	Result	DF	RDL	Units	Prepared	Analyzed	By	Notes
Method:	Prep Method:					QCBatchID:		
N/A	**N/A**	1						

Matrix:	Solid	**Client:**	Rincon Consultants - LA	**Collector:**	Client
Sampled:	12/27/2019 08:35	**Site:**			
Sample #:	**423303-007**	**Client Sample #:**	RB13-1	**Sample Type:**	

Analyte	Result	DF	RDL	Units	Prepared	Analyzed	By	Notes
Method: EPA 6010B *NELAC*	Prep Method: EPA 3050B					QCBatchID: QC1213087		
Lead	**36.1**	1	1	mg/Kg		01/02/20	SBW	
Method: EPA 8015M	Prep Method: EPA 3580A					QCBatchID: QC1213207		
ORO (C28 to C40)	**1100**	20	200	mg/Kg	01/03/20	01/05/20	MTS	

Surrogate	*% Recovery*	*Limits*	*Notes*
Triacontane (SUR)	*00*	*50-150*	*S2*

Matrix:	Solid	**Client:**	Rincon Consultants - LA	**Collector:**	Client
Sampled:	12/27/2019 08:40	**Site:**			
Sample #:	**423303-008**	**Client Sample #:**	RB13-3	**Sample Type:**	

Analyte	Result	DF	RDL	Units	Prepared	Analyzed	By	Notes
Method: EPA 6010B *NELAC*	Prep Method: EPA 3050B					QCBatchID: QC1213087		
Lead	**9.15**	1	1	mg/Kg		01/02/20	SBW	
Method: EPA 8015M	Prep Method: EPA 3580A					QCBatchID: QC1213207		
ORO (C28 to C40)	**72**	1	10	mg/Kg	01/03/20	01/05/20	MTS	

Surrogate	*% Recovery*	*Limits*	*Notes*
Triacontane (SUR)	*109*	*50-150*	

Matrix:	Solid	**Client:**	Rincon Consultants - LA	**Collector:**	Client
Sampled:	12/27/2019 08:45	**Site:**			
Sample #:	**423303-009**	**Client Sample #:**	RB13-5	**Sample Type:**	

Analyte	Result	DF	RDL	Units	Prepared	Analyzed	By	Notes
Method:	Prep Method:					QCBatchID:		
N/A	**N/A**	1						

Matrix:	Solid	**Client:**	Rincon Consultants - LA	**Collector:**	Client
Sampled:	12/27/2019 08:50	**Site:**			
Sample #:	**423303-010**	**Client Sample #:**	RB14-1	**Sample Type:**	

Analyte	Result	DF	RDL	Units	Prepared	Analyzed	By	Notes
Method: EPA 6010B *NELAC*	Prep Method: EPA 3050B					QCBatchID: QC1213087		
Lead	**56.1**	1	1	mg/Kg		01/02/20	SBW	
Method: EPA 6010B *NELAC*	Prep Method: STLC					QCBatchID: QC1213574		
Lead	**3.57**	10	0.15	mg/L		01/15/20	KLN	
Method: EPA 8015M	Prep Method: EPA 3580A					QCBatchID: QC1213207		
ORO (C28 to C40)	**100**	2	20	mg/Kg	01/03/20	01/05/20	MTS	

Surrogate	*% Recovery*	*Limits*	*Notes*
Triacontane (SUR)	*110*	*50-150*	

Matrix: Solid **Client:** Rincon Consultants - LA **Collector:** Client
Sampled: 12/27/2019 08:55 **Site:**
Sample #: **423303-011** **Client Sample #:** RB14-3 **Sample Type:**

Analyte	Result	DF	RDL	Units	Prepared	Analyzed	By	Notes
Method: EPA 6010B *NELAC* Prep Method: EPA 3050B						QCBatchID: QC1213087		
Lead	**8.33**	1	1	mg/Kg		01/02/20	SBW	
Method: EPA 8015M Prep Method: EPA 3580A						QCBatchID: QC1213207		
ORO (C28 to C40)	**32**	1	10	mg/Kg	01/03/20	01/05/20	MTS	

Surrogate	*% Recovery*	*Limits*	*Notes*
Triacontane (SUR)	*115*	*50-150*	

Matrix: Solid **Client:** Rincon Consultants - LA **Collector:** Client
Sampled: 12/27/2019 09:00 **Site:**
Sample #: **423303-012** **Client Sample #:** RB14-5 **Sample Type:**

Analyte	Result	DF	RDL	Units	Prepared	Analyzed	By	Notes
Method: Prep Method:						QCBatchID:		
N/A	**N/A**	1						

Matrix: Solid **Client:** Rincon Consultants - LA **Collector:** Client
Sampled: 12/27/2019 09:05 **Site:**
Sample #: **423303-013** **Client Sample #:** RB15-1 **Sample Type:**

Analyte	Result	DF	RDL	Units	Prepared	Analyzed	By	Notes
Method: EPA 6010B *NELAC* Prep Method: EPA 3050B						QCBatchID: QC1213087		
Lead	**17.8**	1	1	mg/Kg		01/02/20	SBW	
Method: EPA 8015M Prep Method: EPA 3580A						QCBatchID: QC1213207		
ORO (C28 to C40)	**2100**	5	50	mg/Kg	01/03/20	01/05/20	MTS	

Surrogate	*% Recovery*	*Limits*	*Notes*
Triacontane (SUR)	*98*	*50-150*	

Matrix: Solid **Client:** Rincon Consultants - LA **Collector:** Client
Sampled: 12/27/2019 09:10 **Site:**
Sample #: **423303-014** **Client Sample #:** RB15-3 **Sample Type:**

Analyte	Result	DF	RDL	Units	Prepared	Analyzed	By	Notes
Method: EPA 6010B *NELAC* Prep Method: EPA 3050B						QCBatchID: QC1213087		
Lead	**16.8**	1	1	mg/Kg		01/02/20	SBW	
Method: EPA 8015M Prep Method: EPA 3580A						QCBatchID: QC1213207		
ORO (C28 to C40)	**34**	1	10	mg/Kg	01/03/20	01/05/20	MTS	

Surrogate	*% Recovery*	*Limits*	*Notes*
Triacontane (SUR)	*108*	*50-150*	

Matrix: Solid **Client:** Rincon Consultants - LA **Collector:** Client
Sampled: 12/27/2019 09:15 **Site:**
Sample #: **423303-015** **Client Sample #:** RB15-5 **Sample Type:**

Analyte	Result	DF	RDL	Units	Prepared	Analyzed	By	Notes
Method: Prep Method:						QCBatchID:		
N/A	**N/A**	1						

Matrix: Solid **Client:** Rincon Consultants - LA **Collector:** Client
Sampled: 12/27/2019 09:20 **Site:**
Sample #: **423303-016** **Client Sample #:** RB16-1 **Sample Type:**

Analyte	Result	DF	RDL	Units	Prepared	Analyzed	By	Notes
Method: EPA 6010B *NELAC* Prep Method: EPA 3050B						QCBatchID: QC1213087		
Lead	**10.5**	1	1	mg/Kg		01/02/20	SBW	
Method: EPA 8015M Prep Method: EPA 3580A						QCBatchID: QC1213207		
ORO (C28 to C40)	**100**	2	20	mg/Kg	01/03/20	01/05/20	MTS	

Surrogate	*% Recovery*	*Limits*	*Notes*
Triacontane (SUR)	*119*	*50-150*	

Matrix: Solid **Client:** Rincon Consultants - LA **Collector:** Client
Sampled: 12/27/2019 09:25 **Site:**
Sample #: **423303-017** **Client Sample #:** RB16-3 **Sample Type:**

Analyte	Result	DF	RDL	Units	Prepared	Analyzed	By	Notes
Method: EPA 6010B *NELAC* Prep Method: EPA 3050B						QCBatchID: QC1213087		
Lead	**5.80**	1	1	mg/Kg		01/02/20	SBW	
Method: EPA 8015M Prep Method: EPA 3580A						QCBatchID: QC1213207		
ORO (C28 to C40)	ND	1	10	mg/Kg	01/03/20	01/05/20	MTS	

Surrogate	*% Recovery*	*Limits*	*Notes*
Triacontane (SUR)	*115*	*50-150*	

Matrix: Solid **Client:** Rincon Consultants - LA **Collector:** Client
Sampled: 12/27/2019 09:30 **Site:**
Sample #: **423303-018** **Client Sample #:** RB16-5 **Sample Type:**

Analyte	Result	DF	RDL	Units	Prepared	Analyzed	By	Notes
Method: Prep Method:						QCBatchID:		
N/A	**N/A**	1						

Matrix: Solid **Client:** Rincon Consultants - LA **Collector:** Client
Sampled: 12/27/2019 09:35 **Site:**
Sample #: **423303-019** **Client Sample #:** RB17-1 **Sample Type:**

Analyte	Result	DF	RDL	Units	Prepared	Analyzed	By	Notes
Method: EPA 6010B *NELAC* Prep Method: EPA 3050B						QCBatchID: QC1213087		
Lead	**8.51**	1	1	mg/Kg		01/02/20	SBW	
Method: EPA 8015M Prep Method: EPA 3580A						QCBatchID: QC1213207		
ORO (C28 to C40)	**88**	2	20	mg/Kg	01/03/20	01/05/20	MTS	

Surrogate	*% Recovery*	*Limits*	*Notes*
Triacontane (SUR)	*117*	*50-150*	

Matrix: Solid **Client:** Rincon Consultants - LA **Collector:** Client
Sampled: 12/27/2019 09:40 **Site:**
Sample #: **423303-020** **Client Sample #:** RB17-3 **Sample Type:**

Analyte	Result	DF	RDL	Units	Prepared	Analyzed	By	Notes
Method: EPA 6010B *NELAC* Prep Method: EPA 3050B						QCBatchID: QC1213087		
Lead	**6.51**	1	1	mg/Kg		01/02/20	SBW	
Method: EPA 8015M Prep Method: EPA 3580A						QCBatchID: QC1213207		
ORO (C28 to C40)	ND	1	10	mg/Kg	01/03/20	01/05/20	MTS	

Surrogate	*% Recovery*	*Limits*	*Notes*
Triacontane (SUR)	*111*	*50-150*	

Matrix:	Solid	**Client:**	Rincon Consultants - LA	**Collector:**	Client
Sampled:	12/27/2019 09:45	**Site:**			
Sample #:	**423303-021**	**Client Sample #:**	RB17-5	**Sample Type:**	

Analyte	Result	DF	RDL	Units	Prepared	Analyzed	By	Notes
Method:	Prep Method:					QCBatchID:		
N/A	**N/A**	1						

Matrix:	Solid	**Client:**	Rincon Consultants - LA	**Collector:**	Client
Sampled:	12/27/2019 10:00	**Site:**			
Sample #:	**423303-022**	**Client Sample #:**	RB18-1	**Sample Type:**	

Analyte	Result	DF	RDL	Units	Prepared	Analyzed	By	Notes
Method: EPA 6010B *NELAC*	Prep Method: EPA 3050B					QCBatchID: QC1213087		
Lead	**102**	1	1	mg/Kg		01/02/20	SBW	
Method: EPA 6010B *NELAC*	Prep Method: STLC					QCBatchID: QC1213574		
Lead	**17.8**	10	0.15	mg/L		01/15/20	KLN	
Method: EPA 8015M	Prep Method: EPA 3580A					QCBatchID: QC1213207		
ORO (C28 to C40)	**310**	5	50	mg/Kg	01/03/20	01/05/20	MTS	

Surrogate	*% Recovery*	*Limits*	*Notes*
Triacontane (SUR)	*108*	*50-150*	

Matrix:	Solid	**Client:**	Rincon Consultants - LA	**Collector:**	Client
Sampled:	12/27/2019 10:05	**Site:**			
Sample #:	**423303-023**	**Client Sample #:**	RB18-3	**Sample Type:**	

Analyte	Result	DF	RDL	Units	Prepared	Analyzed	By	Notes
Method: EPA 6010B *NELAC*	Prep Method: EPA 3050B					QCBatchID: QC1213087		
Lead	**6.90**	1	1	mg/Kg		01/02/20	SBW	
Method: EPA 8015M	Prep Method: EPA 3580A					QCBatchID: QC1213207		
ORO (C28 to C40)	**56**	1	10	mg/Kg	01/03/20	01/05/20	MTS	

Surrogate	*% Recovery*	*Limits*	*Notes*
Triacontane (SUR)	*111*	*50-150*	

Matrix:	Solid	**Client:**	Rincon Consultants - LA	**Collector:**	Client
Sampled:	12/27/2019 10:10	**Site:**			
Sample #:	**423303-024**	**Client Sample #:**	RB18-5	**Sample Type:**	

Analyte	Result	DF	RDL	Units	Prepared	Analyzed	By	Notes
Method:	Prep Method:					QCBatchID:		
N/A	**N/A**	1						

Matrix:	Solid	**Client:**	Rincon Consultants - LA	**Collector:**	Client
Sampled:	12/27/2019 10:15	**Site:**			
Sample #:	**423303-025**	**Client Sample #:**	RB19-1	**Sample Type:**	

Analyte	Result	DF	RDL	Units	Prepared	Analyzed	By	Notes
Method: EPA 6010B *NELAC*	Prep Method: EPA 3050B					QCBatchID: QC1213087		
Lead	**8.85**	1	1	mg/Kg		01/02/20	SBW	
Method: EPA 8015M	Prep Method: EPA 3580A					QCBatchID: QC1213207		
ORO (C28 to C40)	**76**	2	20	mg/Kg	01/03/20	01/05/20	MTS	

Surrogate	*% Recovery*	*Limits*	*Notes*
Triacontane (SUR)	*111*	*50-150*	

Matrix: Solid **Client:** Rincon Consultants - LA **Collector:** Client
Sampled: 12/27/2019 10:20 **Site:**
Sample #: **423303-026** **Client Sample #:** RB19-3 **Sample Type:**

Analyte	Result	DF	RDL	Units	Prepared	Analyzed	By	Notes
Method: EPA 6010B *NELAC* Prep Method: EPA 3050B						QCBatchID: QC1213087		
Lead	**4.74**	1	1	mg/Kg		01/02/20	SBW	
Method: EPA 8015M Prep Method: EPA 3580A						QCBatchID: QC1213207		
ORO (C28 to C40)	ND	1	10	mg/Kg	01/03/20	01/05/20	MTS	

Surrogate	*% Recovery*	*Limits*	*Notes*
Triacontane (SUR)	*111*	*50-150*	

Matrix: Solid **Client:** Rincon Consultants - LA **Collector:** Client
Sampled: 12/27/2019 10:25 **Site:**
Sample #: **423303-027** **Client Sample #:** RB19-5 **Sample Type:**

Analyte	Result	DF	RDL	Units	Prepared	Analyzed	By	Notes
Method: Prep Method:						QCBatchID:		
N/A	**N/A**	1						

Matrix: Solid **Client:** Rincon Consultants - LA **Collector:** Client
Sampled: 12/27/2019 10:30 **Site:**
Sample #: **423303-028** **Client Sample #:** RB20-1 **Sample Type:**

Analyte	Result	DF	RDL	Units	Prepared	Analyzed	By	Notes
Method: EPA 6010B *NELAC* Prep Method: EPA 3050B						QCBatchID: QC1213087		
Lead	**13.4**	1	1	mg/Kg		01/02/20	SBW	
Method: EPA 8015M Prep Method: EPA 3580A						QCBatchID: QC1213207		
ORO (C28 to C40)	**430**	5	50	mg/Kg	01/03/20	01/05/20	MTS	

Surrogate	*% Recovery*	*Limits*	*Notes*
Triacontane (SUR)	*104*	*50-150*	

Matrix: Solid **Client:** Rincon Consultants - LA **Collector:** Client
Sampled: 12/27/2019 10:35 **Site:**
Sample #: **423303-029** **Client Sample #:** RB20-3 **Sample Type:**

Analyte	Result	DF	RDL	Units	Prepared	Analyzed	By	Notes
Method: EPA 6010B *NELAC* Prep Method: EPA 3050B						QCBatchID: QC1213087		
Lead	**7.98**	1	1	mg/Kg		01/02/20	SBW	
Method: EPA 8015M Prep Method: EPA 3580A						QCBatchID: QC1213207		
ORO (C28 to C40)	**41**	1	10	mg/Kg	01/03/20	01/05/20	MTS	

Surrogate	*% Recovery*	*Limits*	*Notes*
Triacontane (SUR)	*111*	*50-150*	

Matrix: Solid **Client:** Rincon Consultants - LA **Collector:** Client
Sampled: 12/27/2019 10:40 **Site:**
Sample #: **423303-030** **Client Sample #:** RB20-5 **Sample Type:**

Analyte	Result	DF	RDL	Units	Prepared	Analyzed	By	Notes
Method: Prep Method:						QCBatchID:		
N/A	**N/A**	1						

QCBatchID:	**QC1213087**	**Analyst:**	rvenegas	**Method:**	EPA 6010B
Matrix:	Solid	**Analyzed:**	12/31/2019	**Instrument:**	AAICP (group)

Blank Summary

Analyte	Blank Result	Units		RDL	Notes
QC1213087MB1					
Lead	ND	mg/Kg		1	

Lab Control Spike/ Lab Control Spike Duplicate Summary

Analyte	Spike Amount LCS	Spike Amount LCSD	Spike Result LCS	Spike Result LCSD	Units	Recoveries LCS	Recoveries LCSD	RPD	Limits %Rec	Limits RPD	Notes
QC1213087LCS1											
Lead	100		101		mg/Kg	101			80-120		

Matrix Spike/Matrix Spike Duplicate Summary

Analyte	Sample Amount	Spike Amount MS	Spike Amount MSD	Spike Result MS	Spike Result MSD	Units	Recoveries MS	Recoveries MSD	RPD	Limits %Rec	Limits RPD	Notes
QC1213087MS1, QC1213087MSD1												**Source: 423303-001**
Lead	12.2	100	100	106	115	mg/Kg	94	103	8.1	75-125	20	

QCBatchID:	**QC1213207**	**Analyst:**	bmorris	**Method:**	EPA 8015M
Matrix:	Solid	**Analyzed:**	01/03/2020	**Instrument:**	SVOA-GC (group)

Blank Summary

Analyte	Blank Result	Units		RDL	Notes
QC1213207MB1					
ORO (C28 to C40)	ND	mg/Kg		10	
TPH (C10 to C28)	ND	mg/Kg		10	

Lab Control Spike/ Lab Control Spike Duplicate Summary

Analyte	Spike Amount		Spike Result		Units	Recoveries		RPD	Limits		Notes
	LCS	LCSD	LCS	LCSD		LCS	LCSD		%Rec	RPD	
QC1213207LCS1											
TPH (C10 to C28)	250		230		mg/Kg	92			60-133		

Matrix Spike/Matrix Spike Duplicate Summary

Analyte	Sample Amount	Spike Amount		Spike Result		Units	Recoveries		RPD	Limits		Notes
		MS	MSD	MS	MSD		MS	MSD		%Rec	RPD	
QC1213207MS1, QC1213207MSD1												**Source: 423303-001**
TPH (C10 to C28)	200	250	250	310	340	mg/Kg	44	56	9.2	70-130	20	M

QCBatchID: QC1213574	Analyst: msanchez	Method: EPA 6010B
Matrix: Solid	Analyzed: 01/15/2020	Instrument: AAICP (group)

Blank Summary

Analyte	Blank Result	Units		RDL	Notes
QC1213574MB1					
Antimony	ND	mg/L		0.09	
Arsenic	ND	mg/L		0.03	
Barium	ND	mg/L		0.03	
Beryllium	ND	mg/L		0.015	
Cadmium	ND	mg/L		0.015	
Chromium	ND	mg/L		0.03	
Cobalt	ND	mg/L		0.015	
Copper	ND	mg/L		0.03	
Lead	ND	mg/L		0.015	
Molybdenum	ND	mg/L		0.03	
Nickel	ND	mg/L		0.06	
Selenium	ND	mg/L		0.03	
Silver		mg/L		0.015	
Thallium	ND	mg/L		0.15	
Vanadium	ND	mg/L		0.015	
Zinc	ND	mg/L		0.06	

Lab Control Spike/ Lab Control Spike Duplicate Summary

Analyte	Spike Amount		Spike Result		Units	Recoveries		RPD	Limits		Notes
	LCS	LCSD	LCS	LCSD		LCS	LCSD		%Rec	RPD	
QC1213574LCS1, QC1213574LCSD1											
Antimony	20	20	21.3	19.8	mg/L	107	99	7	80-120	20	
Arsenic	20	20	20.9	19.3	mg/L	105	97	8	80-120	20	
Barium	20	20	20.9	19.1	mg/L	105	96	9	80-120	20	
Beryllium	20	20	18.0	18.0	mg/L	90	90	0	80-120	20	
Cadmium	20	20	19.2	17.9	mg/L	96	90	7	80-120	20	
Chromium	20	20	18.8	17.3	mg/L	94	87	8	80-120	20	
Cobalt	20	20	19.1	17.6	mg/L	96	88	8	80-120	20	
Copper	20	20	20.6	18.8	mg/L	103	94	9	80-120	20	
Lead	20	20	18.2	17.2	mg/L	91	86	6	80-120	20	
Molybdenum	20	20	21.4	19.8	mg/L	107	99	8	80-120	20	
Nickel	20	20	19.3	17.8	mg/L	97	89	8	80-120	20	
Selenium	20	20	18.7	17.8	mg/L	94	89	5	80-120	20	
Silver	5	5			mg/L				80-120	20	
Thallium	20	20	16.2	15.8	mg/L	81	79	2	80-120	20	L
Vanadium	20	20	21.7	19.9	mg/L	109	100	9	80-120	20	
Zinc	20	20	19.8	18.2	mg/L	99	91	8	80-120	20	

Data Qualifiers and Definitions

Qualifiers

A	See Report Comments.
B	Analyte was present in an associated method blank.
B1	Analyte was present in a sample and associated method blank greater than MDL but less than RDL.
BQ1	No valid test replicates. Sample Toxicity is possible. Best result was reported.
BQ2	No valid test replicates.
BQ3	No valid test replicates. Final DO is less than 1.0 mg/L. Result may be greater.
BQ4	Minor Dissolved Oxygen loss was observed in the blank water check, however, the LCS was within criteria, validating the batch.
BQ5	Minor Dissolved Oxygen loss was observed in the blank water check.
C	Possible laboratory contamination.
D	RPD was not within control limits. The sample data was reported without further clarification.
D1	Lesser amount of sample was used due to insufficient amount of sample supplied.
D2	Reporting limit is elevated due to sample matrix. Target analyte was not detected above the elevated reporting limit.
D3	Insufficient sample was supplied for TCLP. Client was notified. TCLP was performed per the Client's instructions.
DW	Sample result is calculated on a dry weigh basis.
E	Concentration is estimated because it exceeds the quantification limits of the method.
I	The sample was read outside of the method required incubation period.
IR	Inconclusive Result. Legionella is present, however, there is possible non-specific agglutination preventing specific identification.
J	Reported value is estimated
L	The laboratory control sample (LCS) or laboratory control sample duplicate (LCSD) was out of control limits. Associated sample data was reported with qualifier.
L2	LCS did not meet recovery criteria, however, the MS and/or MSD met LCS recovery criteria, validating the batch.
M	The matrix spike (MS) or matrix spike duplicate (MSD) was not within control limits due to matrix interference. The associated LCS and/or LCSD was within control limits and the sample data was reported without further clarification.
M1	The matrix spike (MS) or matrix spike duplicate (MSD) is not within control limits due to matrix interference.
M2	The matrix spike (MS) or matrix spike duplicate (MSD) was not within control limits. The associated LCS and/or LCSD was not within control limits. Sample result is estimated.
N1	Sample chromatography does not match the specified TPH standard pattern.
NC	The analyte concentration in the sample exceeded the spike level by a factor of four or greater, spike recovery and limits do not apply.
P	Sample was received without proper preservation according to EPA guidelines.
P1	Temperature of sample storage refrigerator was out of acceptance limits.
P2	The sample was preserved within 24 hours of collection in accordance with EPA 218.6.
P3	Per Client request, sample was composited for volatile analysis. Sample compositing for volatile analysis is not recommended due to potential loss of target analytes. Results may be biased low.
Q1	Analyte Calibration Verification exceeds criteria. The result is estimated.
Q2	Analyte calibration was not verified and the result was estimated.
Q3	Analyte initial calibration was not available or exceeds criteria. The result was estimated.
S	The surrogate recovery was out of control limits due to matrix interference. The associated method blank surrogate recovery was within control limits and the sample data was reported without further clarification.
S1	The associated surrogate recovery was out of control limits; result is estimated.
S2	The surrogate was diluted out due to the presence of high concentrations of target and/or non-target compounds. Surrogate recoveries in the associated batch QC met recovery criteria.
S3	Internal Standard did not meet recovery limits. Analyte concentration is estimated.
T	Sample was extracted/analyzed past the holding time.
T1	Reanalysis was reported past hold time due to failing replicates in the original analysis (BOD only).
T2	Sample was analyzed ASAP but received and analyzed past the 15 minute holding time.
T3	Sample received and analyzed out of hold time per client's request.
T4	Sample was analyzed out of hold time per client's request.
T5	Reanalysis was reported past hold time. The original analysis was within hold time, but not reportable.
T6	Hold time is indeterminable due to unspecified sampling time.
T7	Sample was analyzed past hold time due to insufficient time remaining at time of receipt.

Definitions

DF	Dilution Factor
MDL	Method Detection Limit. Result is reported ND when it is less than or equal to MDL.
ND	Analyte was not detected or was less than the detection limit.
NR	Not Reported. See Report Comments.
RDL	Reporting Detection Limit
TIC	Tentatively Identified Compounds

ENTHALPY ANALYTICAL

Chain of Custody Record

Lab No: 423303

Page: 1 of 3

Turn Around Time (rush by advanced notice only)

Standard:	X	5 Day:		3 Day:	
2 Day:		1 Day:		Custom TAT:	

<<< Select a Laboratory >>>

#N/A

#N/A

Matrix: A = Air S = Soil/Solid
W = Water DW = Drinking Wate SD = Sediment
PP = Pure Product SEA = Sea Water
SW = Swab T = Tissue WP = Wipe O = Other

Preservatives:
1 = $Na_2S_2O_3$ 2 = HCl 3 = HNO_3
4 = H_2SO_4 5 = NaOH 6 = Other

Sample Receipt Temp:

(lab use only)

CUSTOMER INFORMATION		PROJECT INFORMATION	
Company:	Rincon Consultants	Name:	9019 N Long Beach Blvd
Report To:	Devin Cheyre	Number:	17-03990
Email:	dcheyre@rinconconsultants.com	P.O. #:	
Address:	250 E 1st Street	Address:	
Phone:		Global ID:	
Fax:		Sampled By:	D. Cheyre

	Sample ID	Sampling Date	Sampling Time	Matrix	Container No. / Size	Pres.	TPH - Oil 8015	Lead 6000-7000								Test Instructions / Comments
1	RB11-1	12-27-19	0805	Soil	1		X	X								
2	RB11-3		0810				X	X								
3	RB11-5		0815													Hold
4	RB12-1		0820				X	X								
5	RB12-3		0825				X	X								
6	RB12-5		0830													Hold
7	RB13-1		0835				X	X								
8	RB13-3		0840				X	X								
9	RB13-5		0845													Hold
10	RB14-1		0850				X	X								

	Signature	Print Name	Company / Title	Date / Time
1 Relinquished By:	[signature]	Devin Cheyre	Rincon Consultants	12-30-19 1220
1 Received By:	[signature]	Fernando Dias	EA	12/30/19 1220
2 Relinquished By:	[signature]	Fernando Dias	EA	12/30/19 1427
2 Received By:	[signature]	Elizabeth Ramos	EA	12/30/19 14.27
3 Relinquished By:				
3 Received By:				

0.8/3.8

ENTHALPY ANALYTICAL

Chain of Custody Record

Lab No: 423303

Page: 2 of 3

Turn Around Time (rush by advanced notice only)

Standard:	X	5 Day:		3 Day:	
2 Day:		1 Day:		Custom TAT:	

<<< Select a Laboratory >>>

#N/A

#N/A

Matrix: A = Air S = Soil/Solid
W = Water DW = Drinking Wate SD = Sediment
PP = Pure Product SEA = Sea Water
SW = Swab T = Tissue WP = Wipe O = Other

Preservatives:
1 = $Na_2S_2O_3$ 2 = HCl 3 = HNO_3
4 = H_2SO_4 5 = NaOH 6 = Other

Sample Receipt Temp:

(lab use only)

CUSTOMER INFORMATION		PROJECT INFORMATION	
Company:	Rincon Consultants	Name:	9019 N Long Beach Blvd
Report To:	Devin Chapel	Number:	17-03990
Email:		P.O. #:	
Address:		Address:	
Phone:		Global ID:	
Fax:		Sampled By:	D. Chapel

	Sample ID	Sampling Date	Sampling Time	Matrix	Container No. / Size	Pres.	TPH - Oil 8015M	Lead 6000-7000								Test Instructions / Comments
1	RB14-3	12-27-19	0855	Soil	1		X	X								
2	RB14-5		0900													Hold
3	RB15-1		0905				X	X								
4	RB15-3		0910				X	X								
5	RB15-5		0915													Hold
6	RB16-1		0920				X	X								
7	RB16-3		0925				X	X								
8	RB16-5		0930													Hold
9	RB17-1		0935				X	X								
10	RB17-3		0940				X	X								

	Signature	Print Name	Company / Title	Date / Time
1 Relinquished By:		Devin Chapel	Rincon Consultants	12-30-19 1220
1 Received By:		Fernando Dum	EA	12/30/19 1220
2 Relinquished By:		Fernando Dum	EA	12/30/19 1427
2 Received By:		Elizabeth Damer	EA	12/30/19 14.27
3 Relinquished By:				
3 Received By:				

ENTHALPY ANALYTICAL

Chain of Custody Record

Lab No: 423303

Page: 3 of 3

Turn Around Time (rush by advanced notice only)

Standard:	X	5 Day:		3 Day:	
2 Day:		1 Day:		Custom TAT:	

<<< Select a Laboratory >>>

#N/A

#N/A

Matrix: A = Air S = Soil/Solid
W = Water DW = Drinking Wate SD = Sediment
PP = Pure Product SEA = Sea Water
SW = Swab T = Tissue WP = Wipe O = Other

Preservatives:
1 = $Na_2S_2O_3$ 2 = HCl 3 = HNO_3
4 = H_2SO_4 5 = NaOH 6 = Other

Sample Receipt Temp:

(lab use only)

CUSTOMER INFORMATION		PROJECT INFORMATION	
Company:	Rincon Consultants	Name:	9019N Long Beach Blvd
Report To:	Devin Chaye	Number:	17-03998
Email:		P.O. #:	
Address:		Address:	
Phone:		Global ID:	
Fax:		Sampled By:	D. Chaye

	Sample ID	Sampling Date	Sampling Time	Matrix	Container No. / Size	Pres.	TPH-Oil 8015M	Lead 6000-7000								Test Instructions / Comments
1	RB17-5	12-27-19	0945	Soil	1											Hold
2	RB18-1		1000				X	X								
3	RB18-3		1005				X	X								
4	RB18-5		1010													Hold
5	RB19-1		1015				X	X								
6	RB19-3		1020				X	X								
7	RB19-5		1025													Hold
8	RB20-1		1030				X	X								
9	RB20-3		1035				X	X								
10	RB20-5		1040													Hold

	Signature	Print Name	Company / Title	Date / Time
1 Relinquished By:		Devin Chaye	Rincon Consultants	12-30-19 1220
1 Received By:		Fernando Dura	EA	12/30/19 1220
2 Relinquished By:		Fernando Dura	EA	12/30/19 1427
2 Received By:		Elizabeth Ramirez	EA	12/30/19 14:27
3 Relinquished By:				
3 Received By:				

ENTHALPY ANALYTICAL

SAMPLE ACCEPTANCE CHECKLIST

Section 1

Client: Rincon Consultants Project: 9019 N Long Beach Blvd.

Date Received: 12/30/19 Sampler's Name Present: ☑ Yes ☐ No

Section 2

Sample(s) received in a cooler? ☑ Yes, How many? 1 ☐ No (skip section 2) Sample Temp (°C) (No Cooler): _____

Sample Temp (°C), One from each cooler: #1: 3.8 #2: _____ #3: _____ #4: _____

(Acceptance range is < 6°C but not frozen (for Microbiology samples, acceptance range is < 10°C but not frozen). It is acceptable for samples collected the same day as sample receipt to have a higher temperature as long as there is evidence that cooling has begun.)

Shipping Information: _____

Section 3

Was the cooler packed with: ☑ Ice ☐ Ice Packs ☐ Bubble Wrap ☐ Styrofoam ☐ Paper ☐ None ☐ Other _____

Cooler Temp (°C): #1: 0.8 #2: _____ #3: _____ #4: _____

Section 4	YES	NO	N/A
Was a COC received?	✓		
Are sample IDs present?	✓		
Are sampling dates & times present?	✓		
Is a relinquished signature present?	✓		
Are the tests required clearly indicated on the COC?	✓		
Are custody seals present?		✓	
If custody seals are present, were they intact?			✓
Are all samples sealed in plastic bags? (Recommended for Microbiology samples)			✓
Did all samples arrive intact? If no, indicate in Section 4 below.	✓		
Did all bottle labels agree with COC? (ID, dates and times)	✓		
Were the samples collected in the correct containers for the required tests?	✓		
Are the containers labeled with the correct preservatives?			✓
Is there headspace in the VOA vials greater than 5-6 mm in diameter?			✓
Was a sufficient amount of sample submitted for the requested tests?	✓		

Section 5 Explanations/Comments

Section 6

For discrepancies, how was the Project Manager notified? ☐ Verbal PM Initials: _____ Date/Time _____

☐ Email (email sent to/on): _____ / _____

Project Manager's response:

Completed By: [signature] Date: 12/30/19

Ranjit Clarke

From: Scott English <SEnglish@rinconconsultants.com> on behalf of Scott English
Sent: Thursday, January 09, 2020 2:23 PM
To: ranjit.clarke@enthalpy.com
Cc: Devin Cheyne
Subject: RE: 9019 N. Long Beach Blvd. (12/27/19) - Enthalpy Analytical Final Report #423303

Hello Ranjit, looks like we have two sample that need STLC lead. RB14-1 and RB18-1. Can you give me a price for that on a 3 day tat?

R. Scott English, RME
Senior Program Manager / Remediation Supervisor

Rincon Consultants, Inc.
805 644 4455 EXT 15 MOBILE 805 901 8596 DIRECT 805 947 4840
www.rinconconsultants.com
Environmental Scientists Planners Engineers

5000 Fastest Growing Companies – *Inc. Magazine*

From: Devin Cheyne <dcheyne@rinconconsultants.com>
Sent: Thursday, January 9, 2020 1:38 PM
To: Scott English <SEnglish@rinconconsultants.com>
Subject: Fwd: 9019 N. Long Beach Blvd. (12/27/19) - Enthalpy Analytical Final Report #423303

Begin forwarded message:

> **From:** Ranjit Clarke <ranjit.clarke@enthalpy.com>
> **Date:** January 8, 2020 at 4:25:56 PM PST
> **To:** Devin Cheyne <dcheyne@rinconconsultants.com>
> **Subject: 9019 N. Long Beach Blvd. (12/27/19) - Enthalpy Analytical Final Report #423303**

CAUTION: This email originated from outside of Rincon Consultants. Be cautious before clicking on any links, or opening any attachments, until you are confident that the content is safe .

Hi Devin Cheyne,

Attached is your final report #423303.

Thank you.

In accordance with our paperless initiative, we are no longer mailing or faxing reports by default. If you require a hard copy, please inform your Project Manager.