Appendix E

Phase I Environmental Site Assessment

Phase I Environmental Site Assessment

Lake Poway Road Pump Station

Poway, California

APN: 278-437-72-00

Black & Veatch

300 Rancheros Drive, Suite 250 | San Marcos, California

September 19, 2022 | Project No. 109471002



Geotechnical | Environmental | Construction Inspection & Testing | Forensic Engineering & Expert Witness

Geophysics | Engineering Geology | Laboratory Testing | Industrial Hygiene | Occupational Safety | Air Quality | GIS

Ninyo & Moore

Geotechnical & Environmental Sciences Consultants

Ninyo & Moore
Geotechnical & Environmental Sciences Consultants

CELEBRATING 35 YEARS

Phase I Environmental Site Assessment
Lake Poway Road Pump Station
Poway, California
APN: 278-437-72-00

Mr. John Bekmanis
Black & Veatch
300 Rancheros Drive, Suite 250 | San Marcos, California 92069

September 19, 2022 | Project No. 109471002

PROFESSIONAL GEOLOGIST
STEPHAN A. BECK
No. 4375
STATE OF CALIFORNIA

Gabriel Haro
Staff Geologist

Stephan A. Beck, PG 4375
Manager, Environmental Sciences Division

GAH/NSM/SB/mp

CONTENTS

1 INTRODUCTION 1
1.1 Purpose 1
1.2 Scope of Services 2
1.3 Significant Assumptions 2
1.4 Limitations and Exceptions 2
1.5 Special Terms and Conditions 3
1.6 Reliance 3
1.7 Involved Parties 3
2 SITE DESCRIPTION 3
3 USER-PROVIDED INFORMATION 4
4 RECORDS REVIEW 4
4.1 Standard Environmental Record Source - Environmental Databases 4
4.1.1 Geocoded (Mapped) Listings 5
4.1.2 Non-Geocoded (Unmapped) Listings 6
4.2 Additional Environmental Record Sources 7
4.2.1 County of San Diego Department of Environmental Health and Quality 7
4.2.2 Regional Water Quality Control Board, San Diego Region 7
4.2.3 County of San Diego Air Pollution Control District 7
4.2.4 City of Poway Building and Fire Departments 7
4.2.5 County of San Diego Department of Agricultural Weights and Measures 7
4.2.6 Online Regulatory Databases 8
4.3 Physical Setting 8
4.4 Site Historical Use Information 9
4.4.1 City Directories 9
4.4.2 Sanborn® Fire Insurance Maps 9
4.4.3 Historical Aerial Photographs and Topographic Maps 9
4.5 Previous Reports 10
4.6 Adjacent Property History 10
5 SITE RECONNAISSANCE 10
5.1 Methodology and Limiting Conditions 10

5.2 General Site Setting 10
5.3 Adjacent Property Observations 11
5.4 Site Observations 12
6 VAPOR ENCROACHMENT/INTRUSION 12
7 INTERVIEWS 13
8 ASTM NON-SCOPE INVESTIGATIONS 14
8.1 Asbestos-Containing Materials 14
8.2 Lead-Based Paint and Lead-Containing Surfaces 15
9 FINDINGS 15
10 OPINIONS 16
10.1 RECs 16
10.2 CRECs 16
10.3 HRECs 16
10.4 De Minimis Conditions 16
10.5 Data Gaps 17
10.6 Additional Appropriate Investigation 17
11 CONCLUSIONS 17
12 REFERENCES 18
13 PROFESSIONAL STATEMENT 19
14 QUALIFICATIONS OF ENVIRONMENTAL PROFESSIONAL 19

TABLES

1 – General Site Setting 4
2 – Summary of User-Provided Information 4
3 – ASTM Standard Environmental Databases 5
4 – Offsite Facilities of Potential Concern 6
5 – Online Regulatory Databases 8
6 – Physical Setting 8
7 – Aerial Photographs and Topographic Map Summary 9
8 – On-Site Observations 12
9 – Interviews 13

FIGURES

1 – Site Location

2 – Site and Vicinity

3 – Sample Locations

APPENDICES

A – Photographs

B – User and Property Owner Provided Information

C – Environmental Database Report

D – Regulatory Documentation

E – Historical Research Documentation

F – Vapor Encroachment Screening Matrix

G – ASTM Non-Scope Documentation

H – Qualification of the Environmental Professionals

1 INTRODUCTION

Ninyo & Moore was retained by Black & Veatch (herein referred to as the client) to perform a Phase I Environmental Site Assessment (ESA) of the Lake Poway Road Pump Station, located on a portion of Assessor's Parcel Number (APN) 278-437-72-00 in Poway, California (hereinafter referred to as the site). The following sections discuss the purpose, the involved parties, the scope of services, and the limitations and exceptions associated with the Phase I ESA.

1.1 Purpose

In accordance with the ASTM International (ASTM) Standard Practice for ESAs on Commercial Real Estate E1527-13, the objective of the Phase I ESA is to identify recognized environmental conditions (RECs). The term recognized environmental conditions means "the presence or likely presence of any hazardous substances or petroleum products in, on, or at a property: (1) due to any release to the environment; (2) under conditions indicative of a release to the environment; or (3) under conditions that pose a material threat of a future release to the environment. *De minimis* conditions are not recognized environmental conditions."

Identification of RECs fall into the following three categories: existing RECs (as defined above); Historical RECs (HRECs); or Controlled RECs (CRECs). HRECs and CRECs are defined as follows:

- HREC – An HREC is defined as "a past release of any hazardous substances or petroleum products that has occurred in connection with the property and has been addressed to the satisfaction of the applicable regulatory authority or meeting unrestricted use criteria established by a regulatory authority, without subjecting the property to any required controls (for example, property use restrictions, activity and use limitations [AULs], institutional controls, or engineering controls)." An HREC is an environmental condition, which in the past, would have been considered a recognized environmental condition, but currently may or may not be considered a recognized environmental condition. An example of an HREC may be a former gas station where a release of gasoline had occurred, but the site was cleaned up to an unrestricted land use standard.

- CREC – A CREC is defined as a "recognized environmental condition resulting from a past release of hazardous substances or petroleum products that has been addressed to the satisfaction of the applicable regulatory authority (for example, as evidenced by the issuance of a no further action letter or equivalent, or meeting risk-based criteria established by a regulatory authority), with hazardous substances or petroleum products allowed to remain in place subject to the implementation of required controls (for example, property use restrictions, AULs, institutional controls, or engineering controls)." An example of a CREC could be a former gas station where a release of gasoline has been cleaned up to a commercial use standard, but does not meet unrestricted residential cleanup criteria.

1.2 Scope of Services

Ninyo & Moore's scope of services for this Phase I ESA included the activities listed below.

- Reviewed physical setting and background information.
- Performed a site reconnaissance.
- Reviewed federal, state, tribal, and local regulatory agency databases for the site and for properties located within a specified radius of the site.
- Reviewed reasonably ascertainable local regulatory agency files for the site, as applicable.
- Reviewed historical information for the site, such as historical aerial photographs, historical topographic maps, reverse street directories, Sanborn fire insurance maps, and building department records, as available.
- Reviewed user-provided information, as available.
- Interviewed the property owner representative regarding the environmental status of the site.
- Performed a preliminary vapor encroachment screen to evaluate the potential for vapor encroachment conditions.
- Performed asbestos sampling and lead testing of materials and surfaces present at the site.
- Prepared this Phase I ESA report, summarizing findings and providing opinions and conclusions regarding RECs at the site.

1.3 Significant Assumptions

Ninyo & Moore assumes the information sources from the third-party environmental database vendor, regulatory agencies, and interviewees utilized for this report provided adequate and accurate information. No other significant assumptions were made during the preparation of this report.

1.4 Limitations and Exceptions

The environmental services described in this report have been conducted in general accordance with current regulatory guidelines and the standard of care exercised by environmental consultants performing similar work in the project area. No warranty, expressed or implied, is made regarding the professional opinions presented in this report.

This document is intended to be used only in its entirety. No portion of the document, by itself, is designed to completely represent any aspect of the project described herein. Ninyo & Moore should be contacted if the reader requires any additional information or has questions regarding the content, interpretations presented, or completeness of this document.

The findings, opinions, and conclusions are based on an analysis of the observed site conditions and the referenced literature. It should be understood that the conditions of a site could change with time as a result of natural processes or the activities of humans at the subject site or nearby sites. In addition, changes to the applicable laws, regulations, codes, and standards of practice may occur due to government action or the broadening of knowledge. The findings of this report may, therefore, be invalidated over time, in part or in whole, by changes over which Ninyo & Moore has no control. Ninyo & Moore cannot warrant or guarantee that not finding indicators of any particular hazardous substance/material means that this particular hazardous substance/material, or any other hazardous substances/materials, do not exist on the site. Additional research, including invasive testing, can reduce the uncertainty, but no techniques now commonly employed can eliminate the uncertainty altogether.

1.5 Special Terms and Conditions

This study did not include an evaluation of geotechnical conditions or potential geologic hazards. In addition, unless otherwise indicated in this report, this Phase I ESA does not include analysis of the following, which is not intended to be all-inclusive: methane gas, radon, lead in drinking water, wetlands, regulatory compliance, cultural and historic resources, industrial hygiene, health and safety, ecological resources, endangered species, or mold.

1.6 Reliance

This report may be relied upon by, and is intended exclusively for, the client and its assigns. Any use or reuse of the findings, opinions, and/or conclusions of this report by parties other than the above-referenced client is undertaken at said parties' sole risk.

1.7 Involved Parties

Mr. Gabriel Haro, Staff Geologist, performed regulatory and historical research. Mr. Nicholas Marinello, Project Environmental Scientist, conducted the site reconnaissance on August 10, 2022 and performed project oversight. Mr. Stephan Beck, Environmental Services Manager, performed quality review.

2 SITE DESCRIPTION

The following table provides a general description of the subject site. Photographs taken during the site reconnaissance are provided in Appendix A.

Table 1 – General Site Setting	
General Site Setting	**Description**
Location	The site is located south of Lake Poway Road, approximately 700 feet east of Espola Road, in Poway, California (Figure 1).
Assessor Parcel No. (APN)	278-437-72-00 (County of San Diego)
Property Owner	City of Poway
Size (approximate)	0.05 acre
Structures / Site Use / Occupants	The site is developed as a water pump station enclosed by a chain link fence. Occupiable structures are not present at the site. The water pump station has been abandoned (i.e., is no longer in use).
Roads	Roads are not present at the site. The site is accessible by a driveway along Lake Poway Road, located adjacent to the north of the site.
Heating and Cooling Systems	Heating or cooling systems are not present at the site.
Electricity and Natural Gas Provider	San Diego Gas and Electric (SDG&E)
Sewer Disposal Provider	None
Potable Water Provider	City of Poway
Site Vicinity Description	The site vicinity is primarily comprised of single-family residential properties and City of Poway maintenance and operation facilities.

3 USER-PROVIDED INFORMATION

Mr. Troy DePriest, Assistant Director of Public Works for Utilities at the City of Poway, completed the User Questionnaire on September 7, 2022. The following table summarizes information provided by Mr. DePriest. A copy of the questionnaire is provided in Appendix B.

Table 2 – Summary of User-Provided Information	
User's Responsibilities	**User's Responses**
Title Records	Title records were reviewed. Environmental concerns were not identified.
Environmental Liens or Activity and Use Limitations (AULs)	None
Specialized Knowledge	No response
Commonly Known or Reasonably Ascertainable Information	According to Mr. DePriest, the site is an abandoned agricultural irrigation pump station.
Valuation Reduction for Environmental Issues	Not applicable (no property purchase involved)
Reason for Performing Phase I ESA	Mr. DePriest stated the Phase I ESA was requested for demolition of the equipment at the site.

4 RECORDS REVIEW

The following sections summarize records reviewed for the site.

4.1 Standard Environmental Record Source - Environmental Databases

A computerized, environmental information database search was performed by Environmental Data Resources, Inc. (EDR). The search included federal, state, tribal, and local databases. A summary of the environmental databases searched, their corresponding search radii, and number of noted properties of potential environmental concern, is presented in the EDR report (Appendix C). The review was conducted to evaluate whether the site or properties within the

site vicinity have been documented as having experienced significant unauthorized releases of hazardous substances or other events with potentially adverse environmental effects.

4.1.1 Geocoded (Mapped) Listings

The site was not listed in the environmental databases searched. Offsite properties within 1 mile of the site appeared on various regulatory agency databases. The following table lists databases that were searched and the number of listings (excluding unmapped properties).

Table 3 – ASTM Standard Environmental Databases

Database Name	Search Radius (mile)	Number of Listings
FEDERAL DATABASES		
NPL (National Priority List)	1	0
Proposed NPL	1	0
NPL LIENS (Federal Superfund Liens)	site	0
Delisted NPL	1	0
FEDERAL FACILITY (Federal Facility Site Information listing)	1	0
SEMS (Superfund Enterprise Management System; formerly Comprehensive Environmental Response Compensation and Liability Information System)	0.5	0
SEMS-ARCHIVE (Superfund Enterprise Management System Archive)	0.5	0
CORRACTS (facilities subject to Corrective action under RCRA)	1	0
RCRA-TSDF (hazardous waste treatment, storage, or disposal facilities)	0.5	0
RCRA-LQG (large quantity generator)	0.25	0
RCRA-SQG (small quantity generator)	0.25	0
RCRA-VSQG (very small quantity generator)	0.25	0
US ENGINEERING CONTROL (EC)	0.5	0
US INSTITUTIONAL CONTROL (IC)	0.5	0
ERNS (Emergency Notification System)	site	0
STATE/TRIBAL DATABASES		
RESPONSE (State Response Sites, State- and Tribal- equivalent NPL)	1	0
ENVIROSTOR (The DTSC's Site Mitigation and Brownfields Reuse Program; CERCLIS-equivalent)	1	0
SWF/LF (Solid Waste Information System)	0.5	0
San Diego County Site Assessment and Mitigation (SAM)	0.5	1
LUST (GeoTracker's Leaking Underground Fuel Tank Report)	0.5	1
SLIC (Spills, Leaks, Investigation and Cleanup database by the California Regional Water Quality Control Board)	0.5	1
UST (registered underground storage tanks [USTs])	0.25	1
AST (registered aboveground storage tanks [ASTs])	0.25	0
FEMA UST (Underground Storage Tank Listing)	0.25	0
VCP (Voluntary Cleanup Program Properties)	0.5	0

Offsite properties/facilities listed in the database report were evaluated as to their potential to impact soil and/or groundwater at the site. To supplement information in the EDR report, County of San Diego Department of Environmental Health (DEHQ) files were requested and reviewed. In addition, the State Water Resources Control Board (SWRCB) GeoTracker database and the California Department of Toxic Substances Control (DTSC) Envirostor database were both reviewed. Supporting documentation is provided in Appendix D.

Table 4 – Offsite Facilities of Potential Concern

Facility Name / Address	Distance/ Direction from Site	Database	Summary
City of Poway Public Service Department 14415 Lake Poway Road	856 feet east	CERS CERS HAZ-WASTE CERS TANKS HIST CORTESE HIST UST HMMD HWTS LUST SAM SLIC SWEEPS UST UST	This property is listed in the LUST database associated with an unauthorized release case (H05397-001) opened in January 1987. A 550-gallon gasoline underground storage tank (UST) was removed from the property and slight petroleum odors and staining were observed during excavation. The City of Poway excavated approximately 5.5 cubic yards of contaminated soil from the bottom of the trench and collected confirmation samples thereafter. The maximum hydrocarbon concentration detected was 55 milligram/kilogram (mg/kg). The DEHQ indicated the excavated fill material would remain onsite to be used as backfill and closed the case in May 1987. In March 1987, a 4,000-gallon diesel UST and 6,000-gallon gasoline UST were installed at the property and have been continuously inspected by the DEHQ and monitored for leaks since they were installed. DEHQ records included compliance inspection reports (CIRs) and leak detection test results from 1987 to 2022. Violations were issued during select years from 2002 to 2019 for: lacking an approved UST monitoring plan, secondary containment inadequacies, failing to update certification of financial responsibility, failing to update hazardous material business plan, and leak detection system inadequacies. In each instance, the violation was corrected and the facility returned to compliance. Based on the media affected (soils only), case closure status, and ongoing DEHQ oversight, this listing is not a REC.

Notes:
- Distances and direction provided by EDR
- A complete description of each database is provided in the EDR Report (Appendix C).

It is our opinion that there is a low likelihood that listings for offsite properties appearing in the database report represent a REC to the site at the current time. This opinion is based on one or more of the following factors:

- The nature of the database(s) on which the property appears, and/or because the property did not appear on a database that reports unauthorized releases of hazardous substances;
- Reported regulatory agency status (i.e., case closed);
- Reported nature of the case (i.e., soil contamination only);
- Reported distance of the property from the site; and/or
- Location of the property in relation to the site with respect to topography or expected groundwater flow direction (generally assumed to be, based on topography, toward the northwest).

4.1.2 Non-Geocoded (Unmapped) Listings

This portion of the regulatory database report includes properties for which regulatory agencies did not report sufficient address information to be plotted by EDR. One listing was

reviewed to evaluate its potential impact to the site. Based on its interpreted distance/direction from the site, it is our opinion that there is a low likelihood that the listing represents an environmental concern to the site at this time.

4.2 Additional Environmental Record Sources

According to the ASTM Standard, "if the property or any of the adjoining properties is identified on one or more of the standard environmental record sources, pertinent regulatory files and/or records associated with the listing should be reviewed." Regulatory agency files from properties of potential concern in the immediate site vicinity were reviewed and summarized in Table 4. The review of regulatory agency records for the site is discussed in the following sections. Regulatory records for the site are provided in Appendix D.

4.2.1 County of San Diego Department of Environmental Health and Quality

According to a representative of the Department of Environmental Health and Quality (DEHQ) on July 14, 2022, no records were found for the site APN.

4.2.2 Regional Water Quality Control Board, San Diego Region

According to a representative of the Regional Water Quality Control Board (RWQCB) on July 14, 2022, no records were found for the site APN.

4.2.3 County of San Diego Air Pollution Control District

According to a representative of the San Diego County Air Pollution Control District (APCD) on July 14, 2022, no records were found for the site APN.

4.2.4 City of Poway Building and Fire Departments

Based on correspondences with Black and Veatch and the City of Poway, no records were found for the site.

4.2.5 County of San Diego Department of Agricultural Weights and Measures

According to a representative of the County of San Diego Department of Agricultural Weights and Measures (AWM) on July 15, 2022, no records were found for the site APN.

4.2.6 Online Regulatory Databases

Online regulatory databases were reviewed by Ninyo & Moore to supplement the environmental database search conducted by EDR. The following is a summary of pertinent information.

Table 5 – Online Regulatory Databases

Online Database/Website	Findings
DTSC EnviroStor	Neither the site nor properties within 1,000 feet are listed.
SWRCB GeoTracker	Neither the site nor properties within 1,000 feet are listed (based on the GeoTracker geolocations). The City of Poway Public Service Department, discussed in Section 4.1.1, is located approximately 1,100 feet to the east in this database.
California Department of Resources Recycling and Recovery (CalRecycle) Solid Waste Information System	Neither the site nor properties within 1,000 feet are listed.
United States Pipeline and Hazardous Materials Safety Administration, National Pipeline Mapping System Map Viewer	Pipelines are not depicted on or adjacent to the site.
US Army Corps of Engineers, Formerly Used Defense Sites (FUDS), Geographic Information System	FUDS listings are not depicted within 1,000 feet of the site.

4.3 Physical Setting

The following table summarizes topographic, geologic, and hydrogeologic conditions in the vicinity of the site, based upon the referenced documents review and/or our visual reconnaissance of the site.

Table 6 – Physical Setting

Physical Settings	Reference	Summary
Topography	A	The site is situated at an elevation of approximately 773 feet above mean sea level (MSL). The topography at the site slopes down to the northwest.
Site Geology	B	The site is underlain by young colluvial deposits (Holocene and late Pleistocene) that are described as poorly consolidated and poorly sorted sand and silt slope wash deposits. Beneath the colluvium, the site is underlain by undivided tonalite (middle Cretaceous), a granite-like rock that is described as massive, coarse-grained, dark gray, hornblende-biotite tonalite.
Surface Water	A	The nearest surface water is Lake Poway located approximately 0.5 mile to the east.
Groundwater	C, D	The site is located in the Green Hydrologic Subarea within the Hodges Hydrologic Area (HA) and the San Dieguito Hydrologic Unit. Groundwater within the Hodges HA has existing beneficial uses for municipal and domestic, agricultural, and industrial service supplies. According to information obtained from the SWRCB GeoTracker website, depth to groundwater is estimated to be greater than 25 feet below ground surface. Groundwater flow gradient is assumed to mirror the topography and flow to the northwest. Groundwater levels, gradient, and flow direction can fluctuate due to seasonal variations, groundwater withdrawal or injection, changes in land use, and other factors.

References:
A = United States Geological Survey (USGS), Escondido, California, 7.5-minute quadrangle map (USGS, 2018)
B = Geologic Map of the Oceanside 30' x 60' Quadrangle (Kennedy & Tan, 2007)
C = RWQCB Water Quality Control Plan for the San Diego Basin (RWQCB, 2021)
D = SWRCB GeoTracker

4.4 Site Historical Use Information

Ninyo & Moore conducted a historical-record search for the site. This included a review of city directories, fire insurance maps, aerial photographs, topographic maps, and building department records. The following sections summarize information obtained from the historical sources utilized for this assessment.

4.4.1 City Directories

Available historical reverse street directories from 1992 through 2017 were provided by EDR and reviewed to evaluate facilities of potential concern, which may have been historically located at or near the site. Addresses along Lake Poway Road and Grey Stone Road were reviewed.

The site is not associated with a specific address and was therefore not listed in the available street directories. Other listings reflect residential or commercial use in the immediate site vicinity. Properties of environmental concern were not noted in the directories reviewed. The EDR City Directory Report is provided in Appendix E.

4.4.2 Sanborn® Fire Insurance Maps

Sanborn® fire insurance maps were requested from EDR; however, according to EDR's Certified Sanborn® Map Report, there is no map coverage in the site vicinity. The Certified Sanborn® Map Report is included in Appendix E.

4.4.3 Historical Aerial Photographs and Topographic Maps

Historical aerial photographs and topographic maps were provided by EDR for select years from 1893 through 2018. Additionally, aerial photographs were reviewed online using Google Earth. A listing of the sources reviewed and summary of notable observations are provided in the table below. EDR-provided photographs and maps are included in Appendix E.

Table 7 – Aerial Photographs and Topographic Map Summary

Date	Source	Summary
1893 1901	B	The site is depicted as undeveloped. There are scattered dwellings and mapped roads in the site vicinity.
1928 1939	A	The site remains undeveloped. Trails are visible to the north and south of the site. A few dwellings are visible in the site vicinity.
1947 1948 1949 1953	A, B	The site appears similar to the previous photograph. By 1947, a portion of the San Diego Aqueduct is visible to the west of the site. By 1948, the aqueduct is a mapped feature. A northwest-southeast trending creek is mapped on the site.
1964 1966 1967	A, B	The site appears similar to the previous photograph. The City of Poway's reservoir to the east of the site was constructed by 1966. Lake Poway Road is visible to the north of the site.

Table 7 – Aerial Photographs and Topographic Map Summary

Date	Source	Summary
1970 1975 1979	A, B	The site appears similar to the previous photograph. Additional City of Poway maintenance facilities were constructed to the east of the site by 1979.
1985	A	The site is developed with the pump station visible today. An athletic field is visible to the east of the site and reservoir.
1989 1995 1996 2002 2005 2009 2012 2015 2016 2018 2021	A, B, C	The site appears similar to the previous photograph. The site vicinity is developed with primarily single-family residential properties by 1989. The site and vicinity are developed similar to today.

Sources: A = EDR Aerial Photographs
B = EDR Topographic Maps
C = Google Earth

4.5 Previous Reports

The client provided a Preliminary Title Report prepared by Chicago Title Company in September 2021. The Title Report identified easements related to the adjacent San Diego Aqueduct. The report did not identify environmental issues.

4.6 Adjacent Property History

The adjacent properties were undeveloped prior to the early 1980s. By the late 1980s, the adjacent properties consisted of single-family residential developments.

5 SITE RECONNAISSANCE

The objective of the site reconnaissance was to obtain information indicating the potential for RECs in connection with the site. Mr. Nicholas Marinello conducted the reconnaissance on August 10, 2022. A site plan is provided as Figure 2 and photographic documentation is provided in Appendix A.

5.1 Methodology and Limiting Conditions

The site reconnaissance consisted of walking on the site and along public walkways (for viewing of adjacent/nearby properties). Limiting conditions were generally not encountered during the site reconnaissance.

5.2 General Site Setting

At the time of the site reconnaissance, the site was developed with a water pump station consisting of two above-ground storage tanks (ASTs); associated piping, pump mechanisms, and pump housing; a control panel; and a transformer. A concrete pad was located on the

central-west portion of the site. The pump station was reported to have been abandoned and no longer in use. The remainder of the site was not developed and had become overgrown. The perimeter of the site consisted of a chain-link fence with screening. An access drive connected the northeast corner of the site to Lake Poway Road to the north.

The ASTs were manufactured in 1981, per their identification tags, and appeared to be single-walled metal tanks. The larger AST, with an estimated capacity of 4,000 gallons, was positioned horizontally in the southwest portion of the site. The smaller AST, with an estimated capacity of 1,000 gallons, was positioned vertically and located centrally along the west side of the site. Approximately 20 linear feet of metal piping, ranging from 4 to 6 inches in diameter, connected the ASTs and subgrade (unseen) piping. Pump mechanisms were located near the ASTs and were somewhat protected from the elements by wood housings. The pump mechanisms appeared to be in disrepair and to have leaked oil, although in *de minimis* quantities. The control panel was located to the east of the ASTs and consisted of a metal housing. An electrical meter on the control panel appeared to still be connected to the power grid, although internal panels appeared to have been disconnected. The transformer was located centrally along the north side of the site and appeared to be in good condition, without observed leaks.

Topography at the site generally slopes to the north-northwest towards Lake Poway Road. Surface drainage was expected to percolate into the soil or run off into the stormwater system in the street.

In the immediate vicinity of the site to the north but on the same land parcel, between the site fence and Lake Poway Road, were two concrete structures assumed to access vaults associated with the former site use as a pump station. To the west, a concrete lined drainage channel that connected to Lake Poway Road was observed. While the channel was dry at the time of site reconnaissance, running surface water was observed to the southwest of the site; a source could not be identified. The immediate vicinity to the south and east was elevated, relative to the site, and undeveloped.

5.3 Adjacent Property Observations

Adjacent properties were observed from the site and from publicly accessible vantage points (e.g., streets and walkways) during the site reconnaissance. The properties adjacent to the site were as follows and as depicted on Figure 2:

- **North:** Concrete structures (access vaults; same parcel as site) followed by Lake Poway Road, an easement, then single-family residences.

- **East:** Undeveloped land (easement; same parcel as site) followed by single-family residences and City of Poway operated facilities.
- **South:** Undeveloped land (easement; same parcel as site) followed by single-family residences.
- **West**: Undeveloped land, including a trail/path (easement; same parcel as site), followed by single-family residences then Espola Road.

5.4 Site Observations

Ninyo & Moore evaluated the site for evidence of the following potential environmental concerns:

Table 8 – On-Site Observations

Conditions	Observed or Noted	Comments
Hazardous Substances/Petroleum Products	X	A 4-ounce container of Permatex Super "300" Form-A-Gasket ® Sealant was observed in the control panel. The container was leaking but, based on the amount and contained location, it would be considered a *de minimis* condition.
Waste Generation/Storage/Disposal		Not observed (except for municipal, see below)
ASTs	X	Two ASTs associated with the pump station were observed.
Potential Evidence of USTs		Not observed
Potential Polychlorinated Biphenyl (PCB)-Containing Equipment	X	A pad-mounted transformer was observed on the north portion of the site. No leaks were observed and the transformer appeared to be in good condition. Another pad-mounted transformer was also observed offsite, east along Lake Poway Road. No leaks were observed and the transformer also appeared to be in good condition. Based on apparent condition, the transformers were not a concern to the site.
Chemical/Petroleum Odors		Not observed
Concrete Patches/Pads	X	A concrete pad associated with the pump station was observed. Patching was not observed.
Pools of Liquid		Not observed
Sewage Discharge Pipes		Not observed
Floor Drains/Sumps		Not observed
Elevator		Not observed
Wells		Not observed
Drums		Not observed
Unidentified Substance Containers		Not observed
Stained Soil or Pavement	X	Stained pavement was observed around the pump mechanisms but, based on the amount of staining, it would be considered a *de minimis* condition.
Stressed Vegetation		Not observed
Pits, Ponds, or Lagoons		Not observed
Wastewater Discharges Disposal Systems		Not observed
Septic Systems/Cesspools		Not observed
Municipal Solid Waste Disposal Areas		Not observed

6 VAPOR ENCROACHMENT/INTRUSION

The purpose of the preliminary vapor encroachment screen is to identify a vapor encroachment condition (VEC), which is the presence or likely presence of potential contaminants of

concern (COC) vapors in subsurface soils at the site caused by the release of vapors from contaminated soil or groundwater either on or near the site. The potential for VECs beneath the site was evaluated using a Vapor Encroachment Screening Matrix (VESM) in accordance with ASTM E 2600-15 Standard Guide for Vapor Encroachment Screening on Property Involved in Real Estate Transactions. The VESM included performing a Search Distance Test to identify if there are any known or suspect contaminated properties surrounding or upgradient of the site within specific search radii, a COC Test (for those known or suspect contaminated sites identified within the Search Distance Test) to evaluate whether or not COCs are likely to be present, and a Critical Distance Test to evaluate whether or not COCs in a contaminated plume may be within the critical distance of the site (100 feet for non-petroleum hydrocarbon contaminants and 30 feet for petroleum hydrocarbon contaminants).

Based on the completion of the VESM, a VEC is unlikely and no further investigation is recommended at this time. A copy of the VESM is included in Appendix F.

7 INTERVIEWS

Interviews were conducted by Ninyo & Moore with the objective of obtaining information regarding potential RECs in connection with the site. Interviews with present owners, operators, and/or occupants of the site, as well as other knowledgeable parties as appropriate, is mandated by ASTM E 1527-13. A summary of the interviews conducted is provided in the table below.

Table 9 – Interviews

Representative	Summary
Property Owner	Mr. Troy DePriest completed the property background questionnaire on September 7, 2022. A copy of the questionnaire is provided in Appendix B. According to Mr. DePriest, the site is an abandoned agricultural irrigation pump used for raw and potable water. He stated no buildings have existed at the site and the aboveground equipment visible today consists of ASTs other electrically-powered infrastructure. Mr. DePriest stated the facility ceased operations around 1985 and the underground intake and outgoing pipes were also abandoned at that time. Mr. DePriest stated the area was agricultural prior to development of the site. He estimated the facility was constructed between the 1950s and 1980s. Mr. DePriest stated it is unlikely USTs were ever installed at the site. He is unaware of environmental issues at the site. He stated the City of Poway's Maintenance Yard is adjacent to the parcel and that there are not known issues related to spills or contamination at the adjacent property.
Occupant	The site is currently unoccupied.
Past Owners	Past ownership entities were not made available to Ninyo & Moore during the preparation of this ESA. Therefore, interviews with past site owners were not conducted.

8 ASTM NON-SCOPE INVESTIGATIONS

Ninyo & Moore performed asbestos sampling and lead testing of materials and surfaces present at the site, which are ASTM non-scope investigations included in this ESA. The investigations are discussed below.

8.1 Asbestos-Containing Materials

Twelve bulk samples of suspect asbestos-containing materials (ACM) were collected using Environmental Protection Agency (EPA)-recommended sampling procedures. The samples were submitted to a third-party laboratory accredited in the National Voluntary Laboratory Accreditation Program for bulk asbestos fiber analysis and analyzed for the presence and quantification of asbestos fibers, using polarized light microscopy (PLM) with dispersion staining, in accordance with EPA Method 600/R-93/116, version dated July 1993. The EPA and the State of California stipulate that materials containing greater than 1% asbestos constitute ACM. The State of California further stipulates that materials containing greater than 0.1% asbestos constitute asbestos-containing construction materials (ACCM).

Based on the analytical results, ACM was identified at the site. Specifically, gaskets associated with the pump station piping were reported with 18-25% chrysotile asbestos and caulking from the base of the transformer was reported with 2-3% chrysotile asbestos. Materials that were not sampled and analyzed as part of this assessment and that are uniform in color, texture, construction or application date, and/or general appearance to materials found to be asbestos-containing, should also be assumed to be asbestos-containing.

The identified ACM should not be disturbed by unauthorized personnel. Prior to activities that will disturb the ACM, a licensed asbestos abatement contractor should remove the materials in accordance with federal, state, and local regulations. Should additional suspect materials be encountered, work on/around those materials should stop and the materials should be appropriately sampled and analyzed. Note that any work involving the disturbance of materials containing asbestos should be performed using appropriate work practices and be conducted by, and under the supervision of, properly trained, experienced, and certified personnel.

Summary tables, laboratory results, and chain-of-custody documentation is included in Appendix G. Approximate sample locations are identified on Figure 3.

8.2 Lead-Based Paint and Lead-Containing Surfaces

Thirty-five x-ray fluorescence (XRF) readings (including calibration checks) were collected of suspect lead-based paint (LBP) and lead-containing surfaces (LCS) using a portable Viken Detection Pb200i XRF Lead Paint Analyzer. Testing was conducted following appropriate procedures, as outlined by the Department of Housing and Urban Development (HUD) and the California Department of Public Health (CDPH). LBP and LCS, as defined by HUD and CDPH, are surface coatings and surfaces containing concentrations of lead greater than or equal to 1.0 mg/cm^2, or 0.5% by weight.

Based on the XRF results, LBP and LCS were not identified at the site. Note, disturbing surfaces containing lead concentrations below the HUD/CDPH definition may still trigger the California Occupational Safety and Health Administration (Cal-OSHA) lead in construction standard. Should additional suspect surface coatings or surfaces be encountered, work or/around those surfaces should stop and the surfaces should be appropriately tested or sampled. Note that any work involving the disturbance of surfaces containing lead should be performed using appropriate work practices and be conducted by, and under the supervision of, properly trained, experienced, and certified personnel.

XRF readings are included in Appendix G. XRF testing orientation (A, B, C, and D orientation) are identified on Figure 3.

9 FINDINGS

Based upon the results of this Phase I ESA, the following findings are provided.

- The site is approximately 0.5 acre in size, located on the south of Lake Poway Road, approximately 700 feet east of Espola Road in Poway, California.
- At the time of the site reconnaissance, the site was developed with a water pump station that had been abandoned (i.e., was no longer in use). Pump station equipment included two ASTs, piping, pump mechanisms, a control panel, and a transformer. The remainder of the site was undeveloped and had become overgrown. A leaking container of sealant material and apparent oil that had leaked from the pump mechanisms were observed but considered *de minimis* conditions.
- Topography at the site generally slopes to the northwest towards Lake Poway Road and Espola Road. Surface drainage was expected to percolate into the soil or run off into the stormwater system in the street.
- Based on a review of historical resources, the site was undeveloped until the pump station was constructed in the mid-1980s; the site vicinity generally consisted of agricultural or undeveloped land until the late 1970s when the City of Poway maintenance facility was constructed to the east and 1980s when single-family residential communities were developed.

- According to the environmental database report, the site was not listed in the environmental databases searched.
- Records were requested from the DEHQ, RWQCB, APCD, City of Poway, and AWM; however, no records were found for the site.
- Based on the completion of the VESM, a VEC is unlikely and no further investigation is recommended at this time.
- ACM gaskets and caulking were identified at the site. LBP and LCS were not identified at the site.

10 OPINIONS

The rationale for concluding whether the findings listed in Section 9, above, represent RECs, HRECs, or CRECs (i.e., the presence or likely presence of hazardous substances or petroleum products on a property due to any release to the environment, under conditions indicative of a release, or a material threat of a future release of hazardous substances, pollutants, contaminants, and/or petroleum/petroleum products at the site) is provided below.

10.1 RECs

RECs were not identified during the preparation of this report.

10.2 CRECs

CRECs were not identified during the preparation of this report.

10.3 HRECs

HRECs were not identified during the preparation of this report.

10.4 De Minimis Conditions

It is our opinion that the presence of a small, leaking container of sealant material and of an apparently leaking pump mechanism in disrepair are considered *de minimis* conditions, which do not present a threat to human health or the environment and would generally not be the subject of an enforcement action if brought to the attention of appropriate governmental agencies.

10.5 Data Gaps

A data gap is a "lack of or inability to obtain data required by this practice despite good faith efforts to gather such data." Significant data gaps were not identified during the preparation of this report.

10.6 Additional Appropriate Investigation

It is our opinion that additional appropriate investigation to evaluate RECs as part of the Phase I ESA is not required.

11 CONCLUSIONS

We have performed a Phase I ESA, in conformance with the scope and limitations of ASTM Practice E 1527-13 and -21, of the Lake Poway Road Pump Station located on APN 278-437-72-00 in Poway, California. Any exceptions to, or deletions from, this practice are described in Section 1.4 and in the body of this report. This assessment has revealed no evidence of RECs in connection with the property.

12 REFERENCES

ASTM International, 2013, Standard Practice for Environmental Site Assessments: Phase I Environmental Site Assessment Process, Designation E-1527-13.

ASTM International, 2021, Standard Practice for Environmental Site Assessments: Phase 1 Environmental Site Assessment Process, Designation E-1527-21.

California Department of Toxic Substances Control, 2021, EnviroStor Website: http://www.envirostor.dtsc.ca.gov/public/: accessed in July.

California Integrated Waste Management Board, 2021, Solid Waste Information System database, http://www.ciwmb.ca.gov/SWIS: accessed in July.

California Regional Water Quality Control Board, San Diego Region, 2021, Water Quality Control Plan for the San Diego Basin: with amendments through May 17.

Chicago Title Company, 2021, Preliminary Title Report of APN No. 278-437-72-00 in Poway, CA: dated September 8.

Environmental Data Resources Inc., 2022, The EDR Aerial Photograph Decade Package, Pump Station, Poway, CA 92064: dated July 13.

Environmental Data Resources Inc., 2022, EDR Historical Topo Map Report, Pump Station, Poway, CA 92064: dated July 12.

Environmental Data Resources Inc., 2022, The EDR-City Directory Image Report, Pump Station, Poway, CA 92064: dated July 15.

Environmental Data Resources Inc., 2022, The EDR Radius Map Report with GeoCheck, Pump Station, Poway, CA 92064: dated July 12.

Kennedy, M.P. and Tan, S.S., 2007, Geologic Map of the Oceanside 30' X 60' Quadrangle, California: California Department of Conservation.

State Water Resources Control Board, 2022, Geotracker Online Database: http://geotracker.swrcb.ca.gov: accessed in July.

United States Department of Transportation Pipeline and Hazardous Materials Safety Administration, 2022, National Pipeline Mapping System Map Viewer, https://pvnpms.phmsa.dot.gov/PublicViewer/: accessed in July.

United States Geological Survey, 2018, Escondido, California: 7.5-minute series (topographic), Scale 1:24,000.

13 PROFESSIONAL STATEMENT

As required by 40 CFR §312.21(d) and Section 12.13 of ASTM 1527-13, the following statement is included:

> *I declare that, to the best of my professional knowledge and belief, I meet the definition of Environmental Professional as defined by §312.10 of 40 CFR 312. I have the specific qualifications based on education, training, and experience to assess a property of the nature, history, and setting of the subject property. I have developed and performed the all appropriate inquiries in conformance with the standards and practices set forth in 40 CFR Part 312.*



Stephan A. Beck, PG 4375
Manager, Environmental Sciences Division

14 QUALIFICATIONS OF ENVIRONMENTAL PROFESSIONAL

Resumes, which document the professional qualifications, pursuant to 40 CFR §312.10(b)(2), of the persons that prepared and reviewed this report are provided as Appendix H.

FIGURES

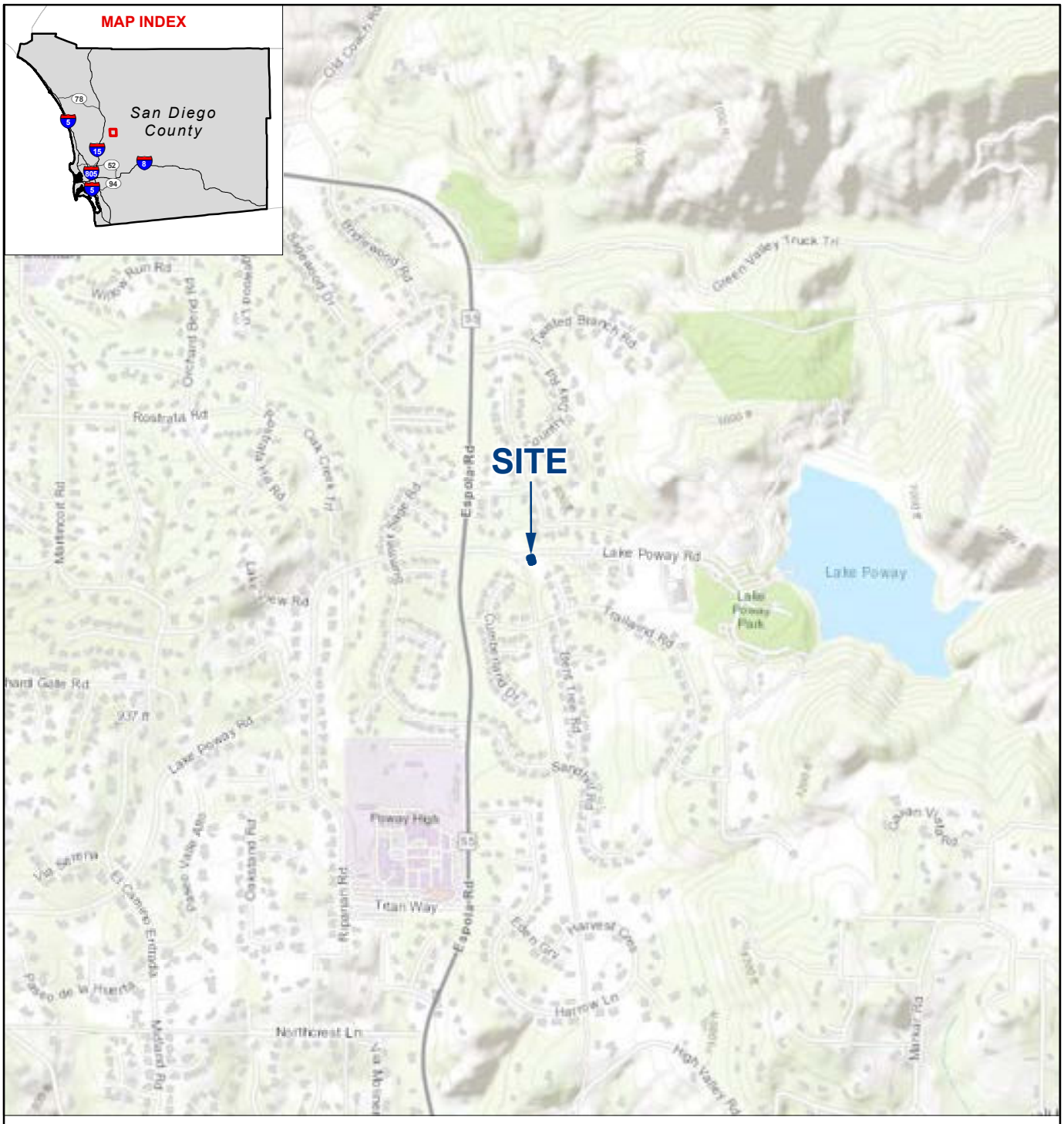

1_109471002_SL.mxd 9/7/2022 AOB

NOTE: DIRECTIONS, DIMENSIONS AND LOCATIONS ARE APPROXIMATE. | SOURCE: ESRI WORLD TOPO, 2017

FIGURE 1

SITE LOCATION

POWAY TREATED WATER FACILITIES
LAKE POWAY ROAD, POWAY, CALIFORNIA

109471002 | 9/22

Ninyo & Moore
Geotechnical & Environmental Sciences Consultants



LEGEND

SITE BOUNDARY

NOTE: DIRECTIONS, DIMENSIONS AND LOCATIONS ARE APPROXIMATE. | SOURCE: GOOGLE EARTH, 2022

N

FEET

0 20 40

2_109471002_SP.mxd 9/7/2022 AOB

FIGURE 2

SITE PLAN

POWAY TREATED WATER FACILITIES
LAKE POWAY ROAD, POWAY, CALIFORNIA

109471002 | 9/22

Ninyo & Moore
Geotechnical & Environmental Sciences Consultants

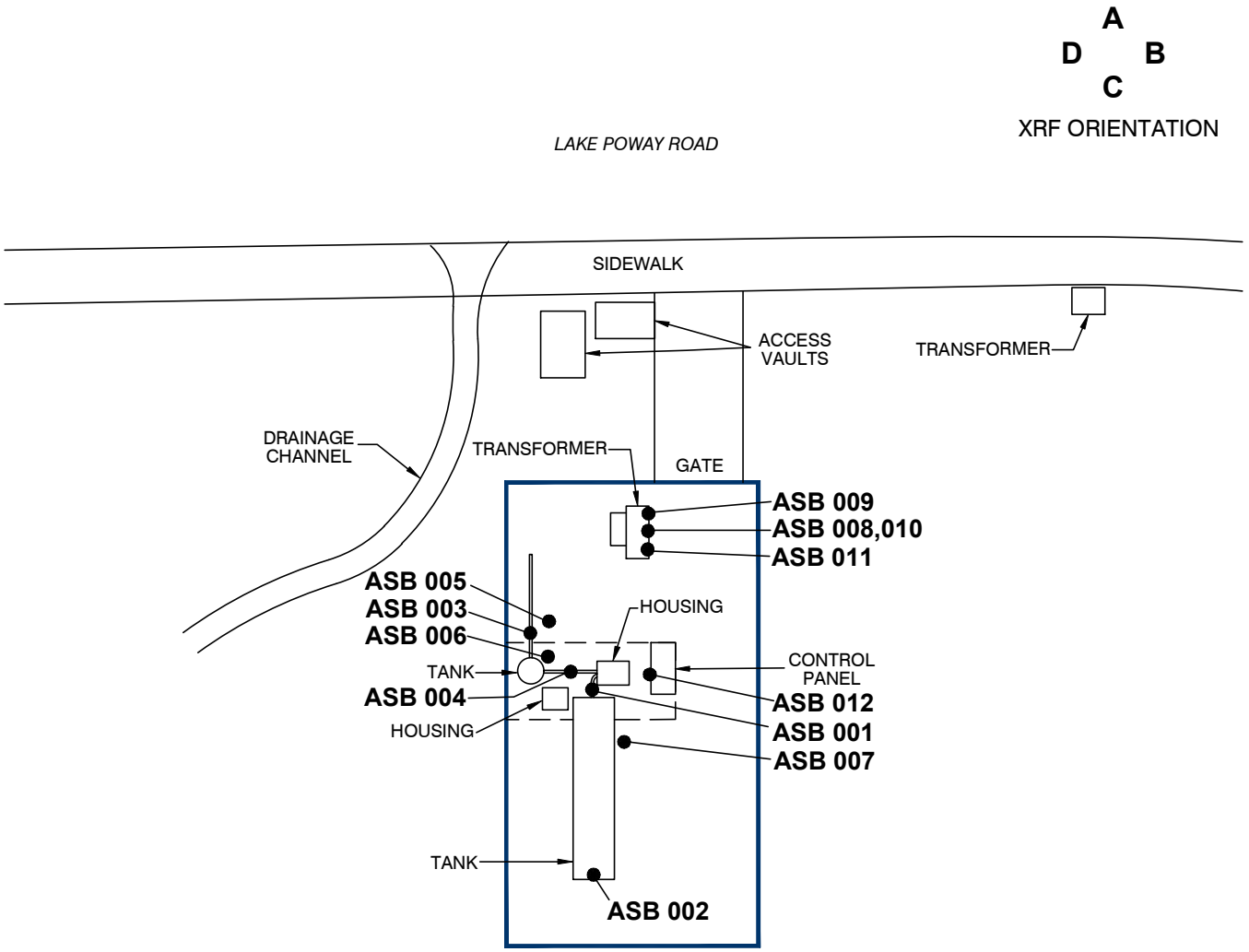

LEGEND

SITE BOUNDARY

● **ASB 012** ASBESTOS SAMPLE

NOTE: DIMENSIONS, DIRECTIONS AND LOCATIONS ARE APPROXIMATE.

N

FEET

0 20 40

3 109471002 SPL.DWG 9/7/22 AOB

FIGURE 3

SAMPLE LOCATIONS

POWAY TREATED WATER FACILITIES
LAKE POWAY ROAD, POWAY, CALIFORNIA

Ninyo & Moore
Geotechnical & Environmental Sciences Consultants

109471002 I 9/22

APPENDIX A

Photographs



Photograph 1: **View of the abandoned Lake Poway Road Pump Station, facing south from across Lake Poway Road (site). The access drive leads to the left (west) side of the site's chain-link fencing.**



Photograph 2: **The drainage channel is to the west of the site at Lake Poway Road. The concrete access vaults are north of the site fencing.**



Photograph 3: **View facing northeast towards the site (fencing visible). Running surface water was observed roughly at the yellow arrow, flowing north.**



Photograph 4: **View from southeast of the site, facing west.**



Photograph 5: **View from southeast of the site, facing north.**



Photograph 6: **View of the east side of the site, facing south from the northeast corner of the site. The horizontal above-ground storage tank (AST), control panel, and one pump mechanism and housing are visible on the right.**



Photograph 7: **View of the site, facing southwest from the northeast corner of the site. The transformer is visible on the right. The vertical AST and second pump mechanism and housing are also visible in the background.**



Photograph 8: **View of the west side of the site, facing south from the northwest corner of the site.**



Photograph 9: **Detail photograph of the piping north of the vertical AST. Gaskets and gasket material, as indicated by the yellow arrow, were identified as asbestos-containing materials (ACM).**



Photograph 10: **View of the west side of the site, facing north from the southwest corner of the site.**



Photograph 11: **Detail photograph of the larger, horizontal AST identification tag.**



Photograph 12: **Detail photograph of the smaller, vertical AST identification tag.**

FIGURE A-6

PHOTOGRAPHS

LAKE POWAY ROAD PUMP STATION
POWAY, CALIFORNIA

109471002 | 9/22

Ninyo & Moore
Geotechnical & Environmental Sciences Consultants



Photograph 13: **View of the central portion of the site, showing the spatial relationship between the two ASTs, pump mechanisms and housings, and piping on the concrete pad.**



Photograph 14: **Detail photograph of the western pump mechanism. Oil leaking is visible in under the mechanism.**



Photograph 15: **Detail photograph of the eastern pump mechanism.**



Photograph 16: **Detail photograph of the eastern pump mechanism identification tags.**



Photograph 17: **View of the northwest portion of the site and the transformer. Caulking, as indicated by the yellow arrow, was identified as ACM.**



Photograph 18: **View of the control panel at the center of the site.**



Photograph 19: **Detail photograph of the upper portion of the interior of the control panel.**



Photograph 20: **Detail photograph of the lower portion of the interior of the control panel. Leaking sealant material container identified by yellow arrow. Unidentified material container identified by orange arrow.**



Photograph 21: **Detail photograph of leaking sealant material container – Permatex Super "300" Form-A-Gasket ® Sealant.**



Photograph 22: **View of the land adjacent to the east of the site, viewed from north of the site.**



Photograph 23: **View of the land adjacent to the west of the site, viewed from north of the site.**

APPENDIX B

User and Property Owner Provided Information

Ninyo & Moore
Geotechnical & Environmental Sciences Consultants

USER QUESTIONNAIRE

Property Address:

Lake Poway Road
Poway, California 92064
APN: 278-437-7200 (portion thereof)

Please respond to all of the following questions to the best of your knowledge. The purpose of this questionnaire is to assist the user (the client or party seeking to use the Phase I ESA) and the environmental professional in gathering information from the user that may be material to documenting Recognized Environmental Conditions (RECs) at the site. Please note that the user of the Phase I ESA (the client), if seeking protection from CERCLA liability, must adhere to a set of user responsibilities as defined by the ASTM International (ASTM) Standard Practice E1527-13 and the United States Environmental Protection Agency (EPA) 40 Code of Federal Regulations Part 312 titled "Standards and Practices for all Appropriate Inquiries (AAI)". Failure to provide this information could result in a determination that AAI is not complete.

Per Section 6 of ASTM Standard E1527-13 and 40 CFR Part 312 of the AAI rule, the user's responsibilities include, but are not limited to, the following:

- review reasonably ascertainable land title records, lien records, and/or judicial records to search for environmental cleanup liens or activity and use limitations (AULs) against the site filed or recorded under federal, tribal, state, or local law, or engage a title company to review such records. Evidence of environmental liens and/or activity and use limitations on the site, if discovered, must be provided to the environmental consultant;
- report to the environmental professional specialized knowledge or experience material to RECs in connection with the property;
- report to the environmental professional knowledge of environmental liens or AULs encumbering or in connection with the property;
- consider the relationship of the purchase price of the property to its fair market value and whether a lower purchase price is related to potential contamination;
- report to the environmental professional commonly known or reasonably ascertainable information material to RECs; and
- report to the environmental professional the reason for conducting the Phase I ESA.

User responsibilities, CERCLA liability relief, and AAI components are discussed in the AAI rule and in the ASTM E1527-13 standard.

1) Environmental cleanup liens that are filed or recorded against the property (40 CFR 312.25).

Did a search of recorded land title records (or judicial records where appropriate) identify environmental liens filed or recorded against the property under federal, tribal, state or local law?

Yes ☒ No

2) **Activity and use limitations (AULs) that are in place on the property or that have been filed or recorded against the property (40 CFR 312.26(a)(1)(v) and (vi).**

Did a search of recorded land title records (or judicial records where appropriate) identify any AULs, such as engineering controls, land use restrictions or institutional controls, that are in place at the property and/or have been filed or recorded against the property under federal, tribal, state or local law?

Yes X No

3) **Specialized knowledge or experience of the person seeking to qualify for the liability protections (40 CFR 312.28).**

As the user of this Phase I ESA do you have any specialized knowledge or experience related to the property or nearby properties? For example, are you involved in the same line of business as the current or former occupants of the property or an adjoining property so that you would have specialized knowledge of the chemicals and processes used by this type of business?

Yes No If yes, please describe:

4) **Relationship of the purchase price to the fair market value of the property if it were not contaminated (40 CFR 312.29).**

a) Does the purchase price being paid for this property reasonably reflect the fair market value of the property?

Yes No X Not applicable (No Property Purchase Involved)

b) If you conclude that there is a difference, have you considered whether the lower purchase price is because contamination is known or believed to be present at the property?

Yes No Not applicable

c) If there is a price difference, please describe:

5) **Commonly known or reasonably ascertainable information about the property (40 CFR 312.30).**

Are you aware of commonly known or reasonably ascertainable information about the property that would help the environmental professional to identify conditions indicative of releases or threatened releases? For example, as the user,

a) Do you know the past uses of the property?

X Yes If yes, please describe: abandoned agricultural irrigation pump station

No

b) Do you know of specific chemicals that are present or once were present at the property?

Yes If yes, please describe:

No X

c) Do you know of spills or other chemical releases that have taken place at the property?

Yes If yes, please describe:

No X

d) Do you know of any environmental cleanups that have taken place at the property?

Yes If yes, please describe:

No X

6) **The degree of obviousness of the presence of likely presence of contamination at the property, and the ability to detect the contamination by appropriate investigation (40 CFR 312.31).**
As the user of this ESA, based on your knowledge and experience related to the property are there any obvious indicators that point to the presence or likely presence of contamination at the property?
Yes No X If yes, please describe:

7) **What is the reason for having the Phase I ESA performed (ASTM 1527-13, Section 6.8)?** *Demolition of the equipment.*

8) **Are you aware of any previously prepared documentation for the site, such as:**

- previous Phase I ESA or Phase II ESA reports
- environmental sampling, compliance audit, or assessment reports
- environmental permits
- registrations for aboveground or underground storage tanks
- registrations for underground injections systems
- material safety data sheets (MSDS)
- community right-to-know plans,
- safety plans; preparedness and prevention plans; spill prevention, countermeasure, and control plans
- geotechnical or hydrogeologic reports
- storm water documents
- risk assessments
- hazardous waste generator notices

Yes NoX If yes, please describe:

Completed By:

Troy DePriest — 09/07/2022

Signature — Date

Troy DePriest — Assistant Director of Public Works - Utilities

Printed Name — Title

Ninyo & Moore
Geotechnical & Environmental Sciences Consultants

PROPERTY BACKGROUND QUESTIONNAIRE

Property Address:

Lake Poway Road
Poway, California 92064
APN: 278-437-7200 (portion thereof)

***Please answer *in good faith and to the best of your ability* and elaborate as much as possible on any question answered "yes."**

General Information

1) Describe the current uses of the site. How long has the site been used for these purposes?*Abandoned agriculture irrigation pump used for raw and then potable water. Equipment only, no roof or walls. Believed to have been run by electricity. Ceased operations sometime around 1985 when current subdivision was created. Above-ground tanks and other infrastructure. The intake and outgoing pipes were also abandoned and are likely still underground at the site.*

2) Describe the structures previously present at the site and their usage/occupants and age. *No previous structures.*

3) When were the structures constructed. *Estimate between 1950s-1980s.*

4) What is the historical land use of the site? Describe the past uses, owners, and operators of the site. (Be as detailed as possible and note approximate time periods, if known.) *The area was ag when the equipment was installed.*

5) Are there currently, or were there previously any underground storage tanks (USTs) at the site? If so, please describe their capacities and contents. *It is unlikely that there were ever USTs at the site.*

6) Have all USTs been removed from the site? If so, when? *n/a*

7) Was associated underground piping associated with the USTs removed? *n/a*

8) Was soil and/or groundwater sampling conducted at the time of UST removal? If so, please describe. *n/a*

9) Are you aware of any environmental issues associated with the site or of potential soil and/or groundwater contamination?

[ ] Yes [X] No

10) Have fill soils been brought to the property?

[ ] Yes [ ] No [X] Unknown/unlikely

11) Has there been storage of hazardous materials or wastes on the property?

[ ] Yes [ ] No [X] Unknown

12) Have any of the following items been stored on the site in containers greater than 5 gallons?

Paint [ ] Yes [ ] No [X] Unknown/unlikely
Chemicals [ ] Yes [ ] No [X] Unknown/unlikely
Pesticides/Herbicides [ ] Yes [ ] No [X] Unknown/
unlikely
Automotive-Related Oils/Fuels [ ] Yes [ ] No [X]
Unknown/unlikely

13) Have there been any spills or releases of chemicals, hazardous substances, or wastes on the property?

[ ] Yes [ ] No [X] Unknown/unlikely

14) Have any hazardous substances, petroleum products, unidentified waste materials, tires, automotive or industrial batteries, or other waste materials been dumped aboveground, buried, or burned on the site?

[ ] Yes [ ] No [X] Unknown/unlikely

15) Is the site hooked up to a municipal sanitary sewer system or is there a septic tank/system? *None*

[ ] Sanitary Sewer [ ] Septic

16) Are/were there any subsurface wastewater features, such as sumps, clarifiers, discharge systems, at the site?

[ ] Yes [X] No [ ] Unknown

17) Does the site discharge wastewater, other than domestic wastewater or storm water, into the sewer or onto another property?

[ ] Yes [X] No [ ] Unknown

18) Other than permission for domestic hookup, have any city, county, or other permits for wastewater discharge been issued to the site?

[ ] Yes [X] No [ ] Unknown

19) Is there a transformer, capacitor, or other equipment that may contain PCBs on the site?

[ ] Yes [ ] No [X] Unknown/unlikely

20) Other than small quantities of legal pesticides used for landscape maintenance (e.g., Roundup), have pesticides, herbicides, or insecticides been applied on the site?

[ ] Yes [ ] No [X] Unknown/unlikely

21) Are/were there any wells on the site (e.g., water supply wells, groundwater monitoring wells, etc.)

[ ] Yes [X] No [ ] Unknown

22) Are there currently, or were there previously, any pits, ponds, or lagoons on the site?

[ ] Yes [ ] No [X] Unknown/unlikely

23) Are there currently, or were there previously, areas on the site with stained soil?

[ ] Yes [ ] No [X] Unknown

24) To your knowledge, have adjoining properties been used for industrial activities, such the following? (Please note that an adjoining property is a property that is contiguous with, or directly across the street from the site.) - *City's Fleet Maintenance yard is adjacent to the parcel, but not the site itself.*

Gasoline Station [X] Yes [ ] No [ ] Unknown
Printing Facility [ ] Yes [X] No [ ] Unknown
Metal Plating/Manufacturing [ ] Yes [X] No [ ] Unknown
Landfill [ ] Yes [X] No [ ] Unknown
Auto Repair Facility [X] Yes [ ] No [ ] Unknown
Dry Cleaners [ ] Yes [X] No [ ] Unknown
Junkyard [ ] Yes [X] No [ ] Unknown
Waste or Wastewater Treatment [ ] Yes [X] No [ ] Unknown
Storage, Disposal, or Recycling Facility [ ] Yes [X] No [ ] Unknown

25) Are there any known issues related to spills/contamination with adjoining or nearby properties?

[ ] Yes [X] No [ ] Unknown

26) Are you aware of any previously prepared documentation for the site, such as:

- environmental sampling, compliance audit, or assessment reports
- environmental permits
- registrations for aboveground or underground storage tanks
- material safety data sheets (MSDS)
- community right-to-know plans
- safety plans; preparedness and prevention plans; spill prevention, countermeasure, and control plans
- geotechnical or hydrogeologic reports
- storm water documents
- risk assessments

(If so, are they available for review?)

Legal/Activity and Use Limitations

27) Are you aware of any environmental cleanup liens or activity and use limitations such as engineering controls, land use or deed restrictions or institutional controls associated with the site that are filed or recorded under federal, tribal, state, or local law?
[ ] Yes [X] No

28) Are you aware of any pending, threatened, or past litigation or administrative proceedings relevant to hazardous substances or petroleum products in, on, or from the property?
[ ] Yes [X] No

29) Are you aware of any notices from any governmental entity regarding any possible violation of environmental laws or possible liability relating to hazardous substances or petroleum products?
[ ] Yes [X] No

Troy DePriest — NAME (IN PRINT)

09/07/2022 — DATE

Troy DePriest — SIGNATURE

[ ] Owner [ ] Occupant [ ] Owner Representative [ ] Other:

***When complete, return questionnaire via email, fax, and/or mail to the following:**

Mr. Nicholas Marinello
Project Environmental Scientist
Ninyo and Moore
5710 Ruffin Road
San Diego, California 92123
nmarinello@ninyoandmoore.com
(858) 576-1000 Office
(858) 576-9600 Fax

Chicago Title Company

2365 Northside Drive, Suite 600, San Diego, CA 92108
Phone: (619) 521-3500 ● Fax: (619) 521-3608

Issuing Policies of Chicago Title Insurance Company

ORDER NO.: **00160454-993-SD2-CFU**

Escrow/Customer Phone: **(619) 521-3500**

City of Poway
13325 Civic Center Dr.
Poway, CA 92064
ATTN: Linda Shields
Email: lshields@poway.org
REF:

Title Officer: Ken Cyr & Mark Franklin
Title Officer Phone: (619) 521-3673
Title Officer Fax: (619) 521-3608
Title Officer Email: TeamCyrFranklin@ctt.com

PROPERTY: **278-437-72-00, POWAY, CA**

PRELIMINARY REPORT

In response to the application for a policy of title insurance referenced herein, ***Chicago Title Company*** *hereby reports that it is prepared to issue, or cause to be issued, as of the date hereof, a policy or policies of title insurance describing the land and the estate or interest therein hereinafter set forth, insuring against loss which may be sustained by reason of any defect, lien or encumbrance not shown or referred to as an exception herein or not excluded from coverage pursuant to the printed Schedules, Conditions and Stipulations or Conditions of said policy forms.*

The printed Exceptions and Exclusions from the coverage and Limitations on Covered Risks of said policy or policies are set forth in Attachment One. The policy to be issued may contain an arbitration clause. When the Amount of Insurance is less than that set forth in the arbitration clause, all arbitrable matters shall be arbitrated at the option of either the Company or the Insured as the exclusive remedy of the parties. Limitations on Covered Risks applicable to the CLTA and ALTA Homeowner's Policies of Title Insurance which establish a Deductible Amount and a Maximum Dollar Limit of Liability for certain coverages are also set forth in Attachment One. Copies of the policy forms should be read. They are available from the office which issued this report.

This report (and any supplements or amendments hereto) is issued solely for the purpose of facilitating the issuance of a policy of title insurance and no liability is assumed hereby. If it is desired that liability be assumed prior to the issuance of a policy of title insurance, a Binder or Commitment should be requested.

The policy(s) of title insurance to be issued hereunder will be policy(s) of Chicago Title Insurance Company, a Florida corporation.

Please read the exceptions shown or referred to herein and the exceptions and exclusions set forth in Attachment One of this report carefully. The exceptions and exclusions are meant to provide you with notice of matters which are not covered under the terms of the title insurance policy and should be carefully considered.

It is important to note that this preliminary report is not a written representation as to the condition of title and may not list all liens, defects and encumbrances affecting title to the land.

Chicago Title Company

By: _____
Authorized Signature

By: _____
Randy Quirk
President

ATTEST _____
Marjorie Nemzura
Corporate Secretary

Chicago Title Company

2365 Northside Drive, Suite 600, San Diego, CA 92108
Phone: (619) 521-3500 ● Fax: (619) 521-3608

PRELIMINARY REPORT

EFFECTIVE DATE: **September 8, 2021 at 7:30 a.m.**

ORDER NO.: 00160454-993-SD2-CFU

The form of policy or policies of title insurance contemplated by this report is:

A Preliminary Report Only

1. THE ESTATE OR INTEREST IN THE LAND HEREINAFTER DESCRIBED OR REFERRED TO COVERED BY THIS REPORT IS:

   A FEE

2. TITLE TO SAID ESTATE OR INTEREST AT THE DATE HEREOF IS VESTED IN:

   THE CITY OF POWAY, a municipal corporation

3. THE LAND REFERRED TO IN THIS REPORT IS DESCRIBED AS FOLLOWS:

   See Exhibit A attached hereto and made a part hereof.

EXHIBIT "A"

LEGAL DESCRIPTION

THE LAND REFERRED TO HEREIN BELOW IS SITUATED IN THE CITY OF POWAY, IN THE COUNTY OF SAN DIEGO, STATE OF CALIFORNIA, AND IS DESCRIBED AS FOLLOWS:

LOT A OF CITY OF POWAY TRACT NO. 4091-R, IN THE CITY OF POWAY, COUNTY OF SAN DIEGO, STATE OF CALIFORNIA, ACCORDING TO MAP THEREOF NO. 11361, FILED IN THE OFFICE OF THE COUNTY RECORDER OF SAN DIEGO COUNTY, OCTOBER 24, 1985.

APN: 278-437-72

EXCEPTIONS

AT THE DATE HEREOF, ITEMS TO BE CONSIDERED AND EXCEPTIONS TO COVERAGE IN ADDITION TO THE PRINTED EXCEPTIONS AND EXCLUSIONS IN SAID POLICY FORM WOULD BE AS FOLLOWS:

A. Taxes not assessed.

B. The lien of supplemental or escaped assessments of property taxes, if any, made pursuant to the provisions of Chapter 3.5 (commencing with Section 75) or Part 2, Chapter 3, Articles 3 and 4, respectively, of the Revenue and Taxation Code of the State of California as a result of the transfer of title to the vestee named in Schedule A or as a result of changes in ownership or new construction occurring prior to Date of Policy.

1. Existing right of way reserved by the United States of America by virtue of the provisions of the act of August 30, 1890.

2. Easement(s) for the purpose(s) shown below and rights incidental thereto, as granted in a document:

Granted to:	United States of America
Purpose:	Aqueduct purposes
Recording Date:	November 17, 1949
Recording No:	Book 3389, Page 435, of Official Records
Affects:	The exact location and extent of said easement is not disclosed of record.

3. Easement(s) for the purpose(s) shown below and rights incidental thereto, as granted in a document:

Granted to:	United States of America
Purpose:	Aqueduct
Recording Date:	November 17, 1949
Recording No:	Book 3389, Page 442 of Official Records
Affects:	as shown on said map

License Agreement to the City of Poway

Recording Date:	May 28, 1996
Recording No.:	1996-0266216 of Official Records

4. Easement(s) for the purpose(s) shown below and rights incidental thereto, as granted in a document:

Granted to:	Poway Municipal Water District
Purpose:	Pipeline easement
Recording Date:	May 8, 1978
Recording No:	78-185338 of Official Records
Affects:	as shown on said map

5. Easement(s) for the purpose(s) shown below and rights incidental thereto, as granted in a document:

Granted to:	San Diego County Water Authority
Purpose:	Access road
Recording Date:	September 9, 1981
Recording No:	81-288371 of Official Records
Affects:	as shown on said map

EXCEPTIONS
(Continued)

6. Easement(s) for the purpose(s) shown below and rights incidental thereto, as granted in a document:

Granted to:	Howard G. Smits
Purpose:	Waterline
Recording Date:	January 19, 1982
Recording No:	1982-015199 of Official Records
Affects:	The Westerly portion as shown on said map

7. Matters contained in that certain document

Entitled:	An Agreement Regarding Bicycle Facility Improvements
Executed by:	Imperial Savings and Loan Association and County of San Diego
Recording Date:	April 12, 1982
Recording No:	82-099967 of Official Records

Reference is hereby made to said document for full particulars.

8. Easement(s) for the purpose(s) shown below and rights incidental thereto, as delineated on or as offered for dedication on

Map/Plat:	Map No. 11361
Purpose:	Open space (not a building site)
Affects:	All of said Lot
Purpose:	Drainage
Affects:	As shown thereon
Purpose:	Pedestrian and equestrian trail
Affects:	As shown thereon

9. The ownership of said Land does not include rights of access to or from the street, highway, or freeway abutting said Land, such rights having been relinquished by said Map No. 11361

Affects:	Espola Road and Lake Poway Road, except for access No. 1

Said Land, however, abuts on a public thoroughfare, other than the one referred to above, over which the rights of vehicular access have not been relinquished.

10. Easement(s) for the purpose(s) shown below and rights incidental thereto as reserved in a document;

Reserved by:	The City of Poway, a municipal corporation
Purpose:	easement in gross for ingress, egress and access
Recording Date:	April 1, 1986
Recording No:	86-126065 of Official Records
Affects:	The exact location and extent of said easement is not disclosed of record.

EXCEPTIONS
(Continued)

11. Covenants, conditions and restrictions but omitting any covenants or restrictions, if any, including, but not limited to those based upon race, color, religion, sex, gender, gender identity, gender expression, sexual orientation, marital status, national origin, ancestry, familial status, source of income, disability, veteran or military status, genetic information, medical condition, citizenship, primary language, and immigration status, as set forth in applicable state or federal laws, except to the extent that said covenant or restriction is permitted by applicable laws, as set forth in the document referred to in the numbered item last above shown.

12. Water rights, claims or title to water, whether or not disclosed by the public records.

13. Matters which may be disclosed by an inspection and/or by a correct ALTA/NSPS Land Title Survey of said Land that is satisfactory to the Company, and/or by inquiry of the parties in possession thereof.

14. Any rights of the parties in possession of a portion of, or all of, said Land, which rights are not disclosed by the public records.

    The Company will require, for review, a full and complete copy of any unrecorded agreement, contract, license and/or lease, together with all supplements, assignments and amendments thereto, before issuing any policy of title insurance without excepting this item from coverage.

    The Company reserves the right to except additional items and/or make additional requirements after reviewing said documents.

PLEASE REFER TO THE "INFORMATIONAL NOTES" AND "REQUIREMENTS" SECTIONS WHICH FOLLOW FOR INFORMATION NECESSARY TO COMPLETE THIS TRANSACTION.

END OF EXCEPTIONS

REQUIREMENTS SECTION

None

END OF REQUIREMENTS

INFORMATIONAL NOTES SECTION

1. None of the items shown in this report will cause the Company to decline to attach ALTA Endorsement Form 9 to an Extended Coverage Loan Policy, when issued.

2. Note: The policy of title insurance will include an arbitration provision. The Company or the insured may demand arbitration. Arbitrable matters may include, but are not limited to, any controversy or claim between the Company and the insured arising out of or relating to this policy, any service of the Company in connection with its issuance or the breach of a policy provision or other obligation. Please ask your escrow or title officer for a sample copy of the policy to be issued if you wish to review the arbitration provisions and any other provisions pertaining to your Title Insurance coverage.

3. Notice: Please be aware that due to the conflict between federal and state laws concerning the cultivation, distribution, manufacture or sale of marijuana, the Company is not able to close or insure any transaction involving Land that is associated with these activities.

4. Pursuant to Government Code Section 27388.1, as amended and effective as of 1-1-2018, a Documentary Transfer Tax (DTT) Affidavit may be required to be completed and submitted with each document when DTT is being paid or when an exemption is being claimed from paying the tax. If a governmental agency is a party to the document, the form will not be required. DTT Affidavits may be available at a Tax Assessor-County Clerk-Recorder.

5. Note: There are NO conveyances affecting said Land recorded within 24 months of the date of this report.

END OF INFORMATIONAL NOTES

Ken Cyr & Mark Franklin/gp

Wire Fraud Alert

This Notice is not intended to provide legal or professional advice. If you have any questions, please consult with a lawyer.

All parties to a real estate transaction are targets for wire fraud and many have lost hundreds of thousands of dollars because they simply relied on the wire instructions received via email, without further verification. **If funds are to be wired in conjunction with this real estate transaction, we strongly recommend verbal verification of wire instructions through a known, trusted phone number prior to sending funds.**

In addition, the following non-exclusive self-protection strategies are recommended to minimize exposure to possible wire fraud.

- **NEVER RELY** on emails purporting to change wire instructions. Parties to a transaction rarely change wire instructions in the course of a transaction.
- **ALWAYS VERIFY** wire instructions, specifically the ABA routing number and account number, by calling the party who sent the instructions to you. DO NOT use the phone number provided in the email containing the instructions, use phone numbers you have called before or can otherwise verify. **Obtain the phone number of relevant parties to the transaction as soon as an escrow account is opened**. DO NOT send an email to verify as the email address may be incorrect or the email may be intercepted by the fraudster.
- **USE COMPLEX EMAIL PASSWORDS** that employ a combination of mixed case, numbers, and symbols. Make your passwords greater than eight (8) characters. Also, change your password often and do NOT reuse the same password for other online accounts.
- **USE MULTI-FACTOR AUTHENTICATION** for email accounts. Your email provider or IT staff may have specific instructions on how to implement this feature.

For more information on wire-fraud scams or to report an incident, please refer to the following links:

Federal Bureau of Investigation:
http://www.fbi.gov

Internet Crime Complaint Center:
http://www.ic3.gov

TM and © Fidelity National Financial, Inc. and/or an affiliate. All rights reserved

Chicago Title Company

2365 Northside Drive, Suite 600, San Diego, CA 92108
Phone: (619) 521-3500 ● Fax: (619) 521-3608

Notice of Available Discounts

Pursuant to Section 2355.3 in Title 10 of the California Code of Regulations Fidelity National Financial, Inc. and its subsidiaries ("FNF") must deliver a notice of each discount available under our current rate filing along with the delivery of escrow instructions, a preliminary report or commitment. Please be aware that the provision of this notice does not constitute a waiver of the consumer's right to be charged the filed rate. As such, your transaction may not qualify for the below discounts.

You are encouraged to discuss the applicability of one or more of the below discounts with a Company representative. These discounts are generally described below; consult the rate manual for a full description of the terms, conditions and requirements for such discount. These discounts only apply to transactions involving services rendered by the FNF Family of Companies. This notice only applies to transactions involving property improved with a one-to-four family residential dwelling.

Not all discounts are offered by every FNF Company. The discount will only be applicable to the FNF Company as indicated by the named discount.

FNF Underwritten Title Company	**Underwritten by FNF Underwriters**
CTC – Chicago Title company	CTIC – Chicago Title Insurance Company
CLTC – Commonwealth Land Title Company	CLTIC - Commonwealth Land Title Insurance Company
FNTC – Fidelity National Title Company of California	FNTIC – Fidelity National Title Insurance Company
FNTCCA - Fidelity National Title Company of California	FNTIC - Fidelity National Title Insurance Company
TICOR – Ticor Title Company of California	CTIC – Chicago Title Insurance Company
LTC – Lawyer's Title Company	CLTIC – Commonwealth Land Title Insurance Company
SLTC – ServiceLink Title Company	CTIC – Chicago Title Insurance Company

Available Discounts

DISASTER LOANS (CTIC, CLTIC, FNTIC)
The charge for a Lender's Policy (Standard or Extended coverage) covering the financing or refinancing by an owner of record, within twenty-four (24) months of the date of a declaration of a disaster area by the government of the United States or the State of California on any land located in said area, which was partially or totally destroyed in the disaster, will be fifty percent (50%) of the appropriate title insurance rate.

CHURCHES OR CHARITABLE NON-PROFIT ORGANIZATIONS (CTIC, FNTIC)
On properties used as a church or for charitable purposes within the scope of the normal activities of such entities, provided said charge is normally the church's obligation the charge for an owner's policy shall be fifty percent (50%) to seventy percent (70%) of the appropriate title insurance rate, depending on the type of coverage selected. The charge for a lender's policy shall be forty (40%) to fifty percent (50%) of the appropriate title insurance rate, depending on the type of coverage selected.

FIDELITY NATIONAL FINANCIAL, INC.
PRIVACY NOTICE

Effective August 1, 2021

Fidelity National Financial, Inc. and its majority-owned subsidiary companies (collectively, "FNF," "our," or "we") respect and are committed to protecting your privacy. This Privacy Notice explains how we collect, use, and protect personal information, when and to whom we disclose such information, and the choices you have about the use and disclosure of that information.

A limited number of FNF subsidiaries have their own privacy notices. If a subsidiary has its own privacy notice, the privacy notice will be available on the subsidiary's website and this Privacy Notice does not apply.

Collection of Personal Information

FNF may collect the following categories of Personal Information:

- contact information (*e.g.*, name, address, phone number, email address);
- demographic information (*e.g.*, date of birth, gender, marital status);
- identity information (*e.g.* Social Security Number, driver's license, passport, or other government ID number);
- financial account information (*e.g.* loan or bank account information); and
- other personal information necessary to provide products or services to you.

We may collect Personal Information about you from:

- information we receive from you or your agent;
- information about your transactions with FNF, our affiliates, or others; and
- information we receive from consumer reporting agencies and/or governmental entities, either directly from these entities or through others.

Collection of Browsing Information

FNF automatically collects the following types of Browsing Information when you access an FNF website, online service, or application (each an "FNF Website") from your Internet browser, computer, and/or device:

- Internet Protocol (IP) address and operating system;
- browser version, language, and type;
- domain name system requests; and
- browsing history on the FNF Website, such as date and time of your visit to the FNF Website and visits to the pages within the FNF Website.

Like most websites, our servers automatically log each visitor to the FNF Website and may collect the Browsing Information described above. We use Browsing Information for system administration, troubleshooting, fraud investigation, and to improve our websites. Browsing Information generally does not reveal anything personal about you, though if you have created a user account for an FNF Website and are logged into that account, the FNF Website may be able to link certain browsing activity to your user account.

Other Online Specifics

Cookies. When you visit an FNF Website, a "cookie" may be sent to your computer. A cookie is a small piece of data that is sent to your Internet browser from a web server and stored on your computer's hard drive. Information gathered using cookies helps us improve your user experience. For example, a cookie can help the website load properly or can customize the display page based on your browser type and user preferences. You can choose whether or not to accept cookies by changing your Internet browser settings. Be aware that doing so may impair or limit some functionality of the FNF Website.

Web Beacons. We use web beacons to determine when and how many times a page has been viewed. This information is used to improve our websites.

Do Not Track. Currently our FNF Websites do not respond to "Do Not Track" features enabled through your browser.

Links to Other Sites. FNF Websites may contain links to unaffiliated third-party websites. FNF is not responsible for the privacy practices or content of those websites. We recommend that you read the privacy policy of every website you visit.

Use of Personal Information

FNF uses Personal Information for three main purposes:

- To provide products and services to you or in connection with a transaction involving you.
- To improve our products and services.
- To communicate with you about our, our affiliates', and others' products and services, jointly or independently.

When Information Is Disclosed

We may disclose your Personal Information and Browsing Information in the following circumstances:

- to enable us to detect or prevent criminal activity, fraud, material misrepresentation, or nondisclosure;
- to nonaffiliated service providers who provide or perform services or functions on our behalf and who agree to use the information only to provide such services or functions;

Copyright © 2021. Fidelity National Financial, Inc. All Rights Reserved

- to nonaffiliated third party service providers with whom we perform joint marketing, pursuant to an agreement with them to jointly market financial products or services to you;
- to law enforcement or authorities in connection with an investigation, or in response to a subpoena or court order; or
- in the good-faith belief that such disclosure is necessary to comply with legal process or applicable laws, or to protect the rights, property, or safety of FNF, its customers, or the public.

The law does not require your prior authorization and does not allow you to restrict the disclosures described above. Additionally, we may disclose your information to third parties for whom you have given us authorization or consent to make such disclosure. We do not otherwise share your Personal Information or Browsing Information with nonaffiliated third parties, except as required or permitted by law. We may share your Personal Information with affiliates (other companies owned by FNF) to directly market to you. Please see "Choices with Your Information" to learn how to restrict that sharing.

We reserve the right to transfer your Personal Information, Browsing Information, and any other information, in connection with the sale or other disposition of all or part of the FNF business and/or assets, or in the event of bankruptcy, reorganization, insolvency, receivership, or an assignment for the benefit of creditors. By submitting Personal Information and/or Browsing Information to FNF, you expressly agree and consent to the use and/or transfer of the foregoing information in connection with any of the above described proceedings.

Security of Your Information
We maintain physical, electronic, and procedural safeguards to protect your Personal Information.

Choices With Your Information
If you do not want FNF to share your information among our affiliates to directly market to you, you may send an "opt out" request as directed at the end of this Privacy Notice. We do not share your Personal Information with nonaffiliates for their use to direct market to you without your consent.

Whether you submit Personal Information or Browsing Information to FNF is entirely up to you. If you decide not to submit Personal Information or Browsing Information, FNF may not be able to provide certain services or products to you.

For California Residents: We will not share your Personal Information or Browsing Information with nonaffiliated third parties, except as permitted by California law. For additional information about your California privacy rights, please visit the "California Privacy" link on our website (https://fnf.com/pages/californiaprivacy.aspx) or call (888) 413-1748.

For Nevada Residents: You may be placed on our internal Do Not Call List by calling (888) 714-2710 or by contacting us via the information set forth at the end of this Privacy Notice. Nevada law requires that we also provide you with the following contact information: Bureau of Consumer Protection, Office of the Nevada Attorney General, 555 E. Washington St., Suite 3900, Las Vegas, NV 89101; Phone number: (702) 486-3132; email: BCPINFO@ag.state.nv.us.
For Oregon Residents: We will not share your Personal Information or Browsing Information with nonaffiliated third parties for marketing purposes, except after you have been informed by us of such sharing and had an opportunity to indicate that you do not want a disclosure made for marketing purposes.

For Vermont Residents: We will not disclose information about your creditworthiness to our affiliates and will not disclose your personal information, financial information, credit report, or health information to nonaffiliated third parties to market to you, other than as permitted by Vermont law, unless you authorize us to make those disclosures.

Information From Children
The FNF Websites are not intended or designed to attract persons under the age of eighteen (18).We do not collect Personal Information from any person that we know to be under the age of thirteen (13) without permission from a parent or guardian.

International Users
FNF's headquarters is located within the United States. If you reside outside the United States and choose to provide Personal Information or Browsing Information to us, please note that we may transfer that information outside of your country of residence. By providing FNF with your Personal Information and/or Browsing Information, you consent to our collection, transfer, and use of such information in accordance with this Privacy Notice.

FNF Website Services for Mortgage Loans
Certain FNF companies provide services to mortgage loan servicers, including hosting websites that collect customer information on behalf of mortgage loan servicers (the "Service Websites"). The Service Websites may contain links to both this Privacy Notice and the mortgage loan servicer or lender's privacy notice. The sections of this Privacy Notice titled When Information is Disclosed, Choices with Your Information, and Accessing and Correcting Information do not apply to the Service Websites. The mortgage loan servicer or lender's privacy notice governs use, disclosure, and access to your Personal Information. FNF does not share Personal Information collected through the Service Websites, except as required or authorized by contract with the mortgage loan servicer or lender, or as required by law or in the good-faith belief that such disclosure is necessary: to comply with a legal process or applicable law, to enforce this Privacy Notice, or to protect the rights, property, or safety of FNF or the public.

Copyright © 2021. Fidelity National Financial, Inc. All Rights Reserved

Your Consent To This Privacy Notice; Notice Changes

By submitting Personal Information and/or Browsing Information to FNF, you consent to the collection and use of the information in accordance with this Privacy Notice. We may change this Privacy Notice at any time. The Privacy Notice's effective date will show the last date changes were made. If you provide information to us following any change of the Privacy Notice, that signifies your assent to and acceptance of the changes to the Privacy Notice.

Accessing and Correcting Information; Contact Us

If you have questions, would like to correct your Personal Information, or want to opt-out of information sharing for affiliate marketing, visit FNF's Opt Out Page or contact us by phone at (888) 714-2710 or by mail to:

Fidelity National Financial, Inc.
601 Riverside Avenue,
Jacksonville, Florida 32204
Attn: Chief Privacy Officer

Copyright © 2021. Fidelity National Financial, Inc. All Rights Reserved

ATTACHMENT ONE (Revised 05-06-16)

CALIFORNIA LAND TITLE ASSOCIATION
STANDARD COVERAGE POLICY – 1990

EXCLUSIONS FROM COVERAGE

The following matters are expressly excluded from the coverage of this policy and the Company will not pay loss or damage, costs, attorneys' fees or expenses which arise by reason of:

1. (a) Any law, ordinance or governmental regulation (including but not limited to building or zoning laws, ordinances, or regulations) restricting, regulating, prohibiting or relating (i) the occupancy, use, or enjoyment of the land; (ii) the character, dimensions or location of any improvement now or hereafter erected on the land; (iii) a separation in ownership or a change in the dimensions or area of the land or any parcel of which the land is or was a part; or (iv) environmental protection, or the effect of any violation of these laws, ordinances or governmental regulations, except to the extent that a notice of the enforcement thereof or a notice of a defect, lien, or encumbrance resulting from a violation or alleged violation affecting the land has been recorded in the public records at Date of Policy.
   (b) Any governmental police power not excluded by (a) above, except to the extent that a notice of the exercise thereof or notice of a defect, lien or encumbrance resulting from a violation or alleged violation affecting the land has been recorded in the public records at Date of Policy.
2. Rights of eminent domain unless notice of the exercise thereof has been recorded in the public records at Date of Policy, but not excluding from coverage any taking which has occurred prior to Date of Policy which would be binding on the rights of a purchaser for value without knowledge.
3. Defects, liens, encumbrances, adverse claims or other matters:
   (a) whether or not recorded in the public records at Date of Policy, but created, suffered, assumed or agreed to by the insured claimant;
   (b) not known to the Company, not recorded in the public records at Date of Policy, but known to the insured claimant and not disclosed in writing to the Company by the insured claimant prior to the date the insured claimant became an insured under this policy;
   (c) resulting in no loss or damage to the insured claimant;
   (d) attaching or created subsequent to Date of Policy; or
   (e) resulting in loss or damage which would not have been sustained if the insured claimant had paid value for the insured mortgage or for the estate or interest insured by this policy.
4. Unenforceability of the lien of the insured mortgage because of the inability or failure of the insured at Date of Policy, or the inability or failure of any subsequent owner of the indebtedness, to comply with the applicable doing business laws of the state in which the land is situated.
5. Invalidity or unenforceability of the lien of the insured mortgage, or claim thereof, which arises out of the transaction evidenced by the insured mortgage and is based upon usury or any consumer credit protection or truth in lending law.
6. Any claim, which arises out of the transaction vesting in the insured the estate of interest insured by this policy or the transaction creating the interest of the insured lender, by reason of the operation of federal bankruptcy, state insolvency or similar creditors' rights laws.

EXCEPTIONS FROM COVERAGE - SCHEDULE B, PART I

This policy does not insure against loss or damage (and the Company will not pay costs, attorneys' fees or expenses) which arise by reason of:

1. Taxes or assessments which are not shown as existing liens by the records of any taxing authority that levies taxes or assessments on real property or by the public records.
   Proceedings by a public agency which may result in taxes or assessments, or notices of such proceedings, whether or not shown by the records of such agency or by the public records.
2. Any facts, rights, interests, or claims which are not shown by the public records but which could be ascertained by an inspection of the land or which may be asserted by persons in possession thereof.
3. Easements, liens or encumbrances, or claims thereof, not shown by the public records.
4. Discrepancies, conflicts in boundary lines, shortage in area, encroachments, or any other facts which a correct survey would disclose, and which are not shown by the public records.
5. (a) Unpatented mining claims; (b) reservations or exceptions in patents or in Acts authorizing the issuance thereof; (c) water rights, claims or title to water, whether or not the matters excepted under (a), (b) or (c) are shown by the public records.
6. Any lien or right to a lien for services, labor or material not shown by the public records.

CLTA HOMEOWNER'S POLICY OF TITLE INSURANCE (12-02-13)
ALTA HOMEOWNER'S POLICY OF TITLE INSURANCE

EXCLUSIONS

In addition to the Exceptions in Schedule B, You are not insured against loss, costs, attorneys' fees, and expenses resulting from:

1. Governmental police power, and the existence or violation of those portions of any law or government regulation concerning:
   a. building;
   b. zoning;
   c. land use;
   d. improvements on the Land;
   e. land division; and
   f. environmental protection.
   This Exclusion does not limit the coverage described in Covered Risk 8.a., 14, 15, 16, 18, 19, 20, 23 or 27.
2. The failure of Your existing structures, or any part of them, to be constructed in accordance with applicable building codes. This Exclusion does not limit the coverage described in Covered Risk 14 or 15.
3. The right to take the Land by condemning it. This Exclusion does not limit the coverage described in Covered Risk 17.
4. Risks:
   a. that are created, allowed, or agreed to by You, whether or not they are recorded in the Public Records;
   b. that are Known to You at the Policy Date, but not to Us, unless they are recorded in the Public Records at the Policy Date;

© California Land Title Association. All rights reserved.
The use of this Form is restricted to CLTA subscribers in good standing as of the date of use. All other uses are prohibited. Reprinted under license or express permission from the California Land Title Association.

c. that result in no loss to You; or
d. that first occur after the Policy Date - this does not limit the coverage described in Covered Risk 7, 8.e., 25, 26, 27 or 28.

5. Failure to pay value for Your Title.
6. Lack of a right:
   a. to any land outside the area specifically described and referred to in paragraph 3 of Schedule A; and
   b. in streets, alleys, or waterways that touch the Land.
   This Exclusion does not limit the coverage described in Covered Risk 11 or 21.
7. The transfer of the Title to You is invalid as a preferential transfer or as a fraudulent transfer or conveyance under federal bankruptcy, state insolvency, or similar creditors' rights laws.
8. Contamination, explosion, fire, flooding, vibration, fracturing, earthquake, or subsidence.
9. Negligence by a person or an Entity exercising a right to extract or develop minerals, water, or any other substances.

LIMITATIONS ON COVERED RISKS

Your insurance for the following Covered Risks is limited on the Owner's Coverage Statement as follows:

- For Covered Risk 16, 18, 19, and 21 Your Deductible Amount and Our Maximum Dollar Limit of Liability shown in Schedule A.

The deductible amounts and maximum dollar limits shown on Schedule A are as follows:

	Your Deductible Amount	Our Maximum Dollar Limit of Liability
Covered Risk 16:	1.00% of Policy Amount Shown in Schedule A or $2,500.00 (whichever is less)	$ 10,000.00
Covered Risk 18:	1.00% of Policy Amount Shown in Schedule A or $5,000.00 (whichever is less)	$ 25,000.00
Covered Risk 19:	1.00% of Policy Amount Shown in Schedule A or $5,000.00 (whichever is less)	$ 25,000.00
Covered Risk 21:	1.00% of Policy Amount Shown in Schedule A or $2,500.00 (whichever is less)	$ 5,000.00

2006 ALTA LOAN POLICY (06-17-06)

EXCLUSIONS FROM COVERAGE

The following matters are expressly excluded from the coverage of this policy, and the Company will not pay loss or damage, costs, attorneys' fees, or expenses that arise by reason of:

1. (a) Any law, ordinance, permit, or governmental regulation (including those relating to building and zoning) restricting, regulating, prohibiting, or relating to
   (i) the occupancy, use, or enjoyment of the Land;
   (ii) the character, dimensions, or location of any improvement erected on the Land;
   (iii) the subdivision of land; or
   (iv) environmental protection;
   or the effect of any violation of these laws, ordinances, or governmental regulations. This Exclusion 1(a) does not modify or limit the coverage provided under Covered Risk 5.
   (b) Any governmental police power. This Exclusion 1(b) does not modify or limit the coverage provided under Covered Risk 6.
2. Rights of eminent domain. This Exclusion does not modify or limit the coverage provided under Covered Risk 7 or 8.
3. Defects, liens, encumbrances, adverse claims, or other matters
   (a) created, suffered, assumed, or agreed to by the Insured Claimant;
   (b) not Known to the Company, not recorded in the Public Records at Date of Policy, but Known to the Insured Claimant and not disclosed in writing to the Company by the Insured Claimant prior to the date the Insured Claimant became an Insured under this policy;
   (c) resulting in no loss or damage to the Insured Claimant;
   (d) attaching or created subsequent to Date of Policy (however, this does not modify or limit the coverage provided under Covered Risk 11, 13 or 14); or
   (e) resulting in loss or damage that would not have been sustained if the Insured Claimant had paid value for the Insured Mortgage.
4. Unenforceability of the lien of the Insured Mortgage because of the inability or failure of an Insured to comply with applicable doing-business laws of the state where the Land is situated.
5. Invalidity or unenforceability in whole or in part of the lien of the Insured Mortgage that arises out of the transaction evidenced by the Insured Mortgage and is based upon usury or any consumer credit protection or truth-in-lending law.
6. Any claim, by reason of the operation of federal bankruptcy, state insolvency, or similar creditors' rights laws, that the transaction creating the lien of the Insured Mortgage, is
   (a) a fraudulent conveyance or fraudulent transfer, or
   (b) a preferential transfer for any reason not stated in Covered Risk 13(b) of this policy.
7. Any lien on the Title for real estate taxes or assessments imposed by governmental authority and created or attaching between Date of Policy and the date of recording of the Insured Mortgage in the Public Records. This Exclusion does not modify or limit the coverage provided under Covered Risk 11(b).

The above policy form may be issued to afford either Standard Coverage or Extended Coverage. In addition to the above Exclusions from Coverage, the Exceptions from Coverage in a Standard Coverage policy will also include the following Exceptions from Coverage:

EXCEPTIONS FROM COVERAGE

{Except as provided in Schedule B - Part II,{ t{or T}his policy does not insure against loss or damage, and the Company will not pay costs, attorneys' fees or expenses, that arise by reason of:

© California Land Title Association. All rights reserved.
The use of this Form is restricted to CLTA subscribers in good standing as of the date of use. All other uses are prohibited. Reprinted under license or express permission from the California Land Title Association.

{PART I

{The above policy form may be issued to afford either Standard Coverage or Extended Coverage. In addition to the above Exclusions from Coverage, the Exceptions from Coverage in a Standard Coverage policy will also include the following Exceptions from Coverage:

1. (a) Taxes or assessments that are not shown as existing liens by the records of any taxing authority that levies taxes or assessments on real property or by the Public Records; (b) proceedings by a public agency that may result in taxes or assessments, or notices of such proceedings, whether or not shown by the records of such agency or by the Public Records.
2. Any facts, rights, interests, or claims that are not shown by the Public Records but that could be ascertained by an inspection of the Land or that may be asserted by persons in possession of the Land.
3. Easements, liens or encumbrances, or claims thereof, not shown by the Public Records.
4. Any encroachment, encumbrance, violation, variation, or adverse circumstance affecting the Title that would be disclosed by an accurate and complete land survey of the Land and not shown by the Public Records.
5. (a) Unpatented mining claims; (b) reservations or exceptions in patents or in Acts authorizing the issuance thereof; (c) water rights, claims or title to water, whether or not the matters excepted under (a), (b), or (c) are shown by the Public Records.
6. Any lien or right to a lien for services, labor or material not shown by the Public Records.}

PART II

In addition to the matters set forth in Part I of this Schedule, the Title is subject to the following matters, and the Company insures against loss or damage sustained in the event that they are not subordinate to the lien of the Insured Mortgage:}

2006 ALTA OWNER'S POLICY (06-17-06)

EXCLUSIONS FROM COVERAGE

The following matters are expressly excluded from the coverage of this policy, and the Company will not pay loss or damage, costs, attorneys' fees, or expenses that arise by reason of:

1. (a) Any law, ordinance, permit, or governmental regulation (including those relating to building and zoning) restricting, regulating, prohibiting, or relating to
   (i) the occupancy, use, or enjoyment of the Land;
   (ii) the character, dimensions, or location of any improvement erected on the Land;
   (iii) the subdivision of land; or
   (iv) environmental protection;
   or the effect of any violation of these laws, ordinances, or governmental regulations. This Exclusion 1(a) does not modify or limit the coverage provided under Covered Risk 5.
   (b) Any governmental police power. This Exclusion 1(b) does not modify or limit the coverage provided under Covered Risk 6.
2. Rights of eminent domain. This Exclusion does not modify or limit the coverage provided under Covered Risk 7 or 8.
3. Defects, liens, encumbrances, adverse claims, or other matters
   (a) created, suffered, assumed, or agreed to by the Insured Claimant;
   (b) not Known to the Company, not recorded in the Public Records at Date of Policy, but Known to the Insured Claimant and not disclosed in writing to the Company by the Insured Claimant prior to the date the Insured Claimant became an Insured under this policy;
   (c) resulting in no loss or damage to the Insured Claimant;
   (d) attaching or created subsequent to Date of Policy (however, this does not modify or limit the coverage provided under Covered Risk 9 and 10); or
   (e) resulting in loss or damage that would not have been sustained if the Insured Claimant had paid value for the Title.
4. Any claim, by reason of the operation of federal bankruptcy, state insolvency, or similar creditors' rights laws, that the transaction vesting the Title as shown in Schedule A, is
   (a) a fraudulent conveyance or fraudulent transfer; or
   (b) a preferential transfer for any reason not stated in Covered Risk 9 of this policy.
5. Any lien on the Title for real estate taxes or assessments imposed by governmental authority and created or attaching between Date of Policy and the date of recording of the deed or other instrument of transfer in the Public Records that vests Title as shown in Schedule A.

The above policy form may be issued to afford either Standard Coverage or Extended Coverage. In addition to the above Exclusions from Coverage, the Exceptions from Coverage in a Standard Coverage policy will also include the following Exceptions from Coverage:

EXCEPTIONS FROM COVERAGE

This policy does not insure against loss or damage, and the Company will not pay costs, attorneys' fees or expenses, that arise by reason of:

{The above policy form may be issued to afford either Standard Coverage or Extended Coverage. In addition to the above Exclusions from Coverage, the Exceptions from Coverage in a Standard Coverage policy will also include the following Exceptions from Coverage:

1. (a) Taxes or assessments that are not shown as existing liens by the records of any taxing authority that levies taxes or assessments on real property or by the Public Records; (b) proceedings by a public agency that may result in taxes or assessments, or notices of such proceedings, whether or not shown by the records of such agency or by the Public Records.
2. Any facts, rights, interests, or claims that are not shown in the Public Records but that could be ascertained by an inspection of the Land or that may be asserted by persons in possession of the Land.
3. Easements, liens or encumbrances, or claims thereof, not shown by the Public Records.
4. Any encroachment, encumbrance, violation, variation, or adverse circumstance affecting the Title that would be disclosed by an accurate and complete land survey of the Land and that are not shown by the Public Records.
5. (a) Unpatented mining claims; (b) reservations or exceptions in patents or in Acts authorizing the issuance thereof; (c) water rights, claims or title to water, whether or not the matters excepted under (a), (b), or (c) are shown by the Public Records.
6. Any lien or right to a lien for services, labor or material not shown by the Public Records. }
7. {Variable exceptions such as taxes, easements, CC&R's, etc. shown here.}

© California Land Title Association. All rights reserved.
The use of this Form is restricted to CLTA subscribers in good standing as of the date of use. All other uses are prohibited. Reprinted under license or express permission from the California Land Title Association.

ALTA EXPANDED COVERAGE RESIDENTIAL LOAN POLICY – ASSESSMENTS PRIORITY (04-02-15)

EXCLUSIONS FROM COVERAGE

The following matters are expressly excluded from the coverage of this policy and the Company will not pay loss or damage, costs, attorneys' fees or expenses which arise by reason of:

1. (a) Any law, ordinance, permit, or governmental regulation (including those relating to building and zoning) restricting, regulating, prohibiting, or relating to
   (i) the occupancy, use, or enjoyment of the Land;
   (ii) the character, dimensions, or location of any improvement erected on the Land;
   (iii) the subdivision of land; or
   (iv) environmental protection;
   or the effect of any violation of these laws, ordinances, or governmental regulations. This Exclusion 1(a) does not modify or limit the coverage provided under Covered Risk 5, 6, 13(c), 13(d), 14 or 16.
   (b) Any governmental police power. This Exclusion 1(b) does not modify or limit the coverage provided under Covered Risk 5, 6, 13(c), 13(d), 14 or 16.
2. Rights of eminent domain. This Exclusion does not modify or limit the coverage provided under Covered Risk 7 or 8.
3. Defects, liens, encumbrances, adverse claims, or other matters
   (a) created, suffered, assumed, or agreed to by the Insured Claimant;
   (b) not Known to the Company, not recorded in the Public Records at Date of Policy, but Known to the Insured Claimant and not disclosed in writing to the Company by the Insured Claimant prior to the date the Insured Claimant became an Insured under this policy;
   (c) resulting in no loss or damage to the Insured Claimant;
   (d) attaching or created subsequent to Date of Policy (however, this does not modify or limit the coverage provided under Covered Risk 11, 16, 17, 18, 19, 20, 21, 22, 23, 24, 27 or 28); or
   (e) resulting in loss or damage that would not have been sustained if the Insured Claimant had paid value for the Insured Mortgage.
4. Unenforceability of the lien of the Insured Mortgage because of the inability or failure of an Insured to comply with applicable doing-business laws of the state where the Land is situated.
5. Invalidity or unenforceability in whole or in part of the lien of the Insured Mortgage that arises out of the transaction evidenced by the Insured Mortgage and is based upon usury, or any consumer credit protection or truth-in-lending law. This Exclusion does not modify or limit the coverage provided in Covered Risk 26.
6. Any claim of invalidity, unenforceability or lack of priority of the lien of the Insured Mortgage as to Advances or modifications made after the Insured has Knowledge that the vestee shown in Schedule A is no longer the owner of the estate or interest covered by this policy. This Exclusion does not modify or limit the coverage provided in Covered Risk 11.
7. Any lien on the Title for real estate taxes or assessments imposed by governmental authority and created or attaching subsequent to Date of Policy. This Exclusion does not modify or limit the coverage provided in Covered Risk 11(b) or 25.
8. The failure of the residential structure, or any portion of it, to have been constructed before, on or after Date of Policy in accordance with applicable building codes. This Exclusion does not modify or limit the coverage provided in Covered Risk 5 or 6.
9. Any claim, by reason of the operation of federal bankruptcy, state insolvency, or similar creditors' rights laws, that the transaction creating the lien of the Insured Mortgage, is
   (a) a fraudulent conveyance or fraudulent transfer, or
   (b) a preferential transfer for any reason not stated in Covered Risk 27(b) of this policy.
10. Contamination, explosion, fire, flooding, vibration, fracturing, earthquake, or subsidence.
11. Negligence by a person or an Entity exercising a right to extract or develop minerals, water, or any other substances.

© California Land Title Association. All rights reserved.
The use of this Form is restricted to CLTA subscribers in good standing as of the date of use. All other uses are prohibited. Reprinted under license or express permission from the California Land Title Association.

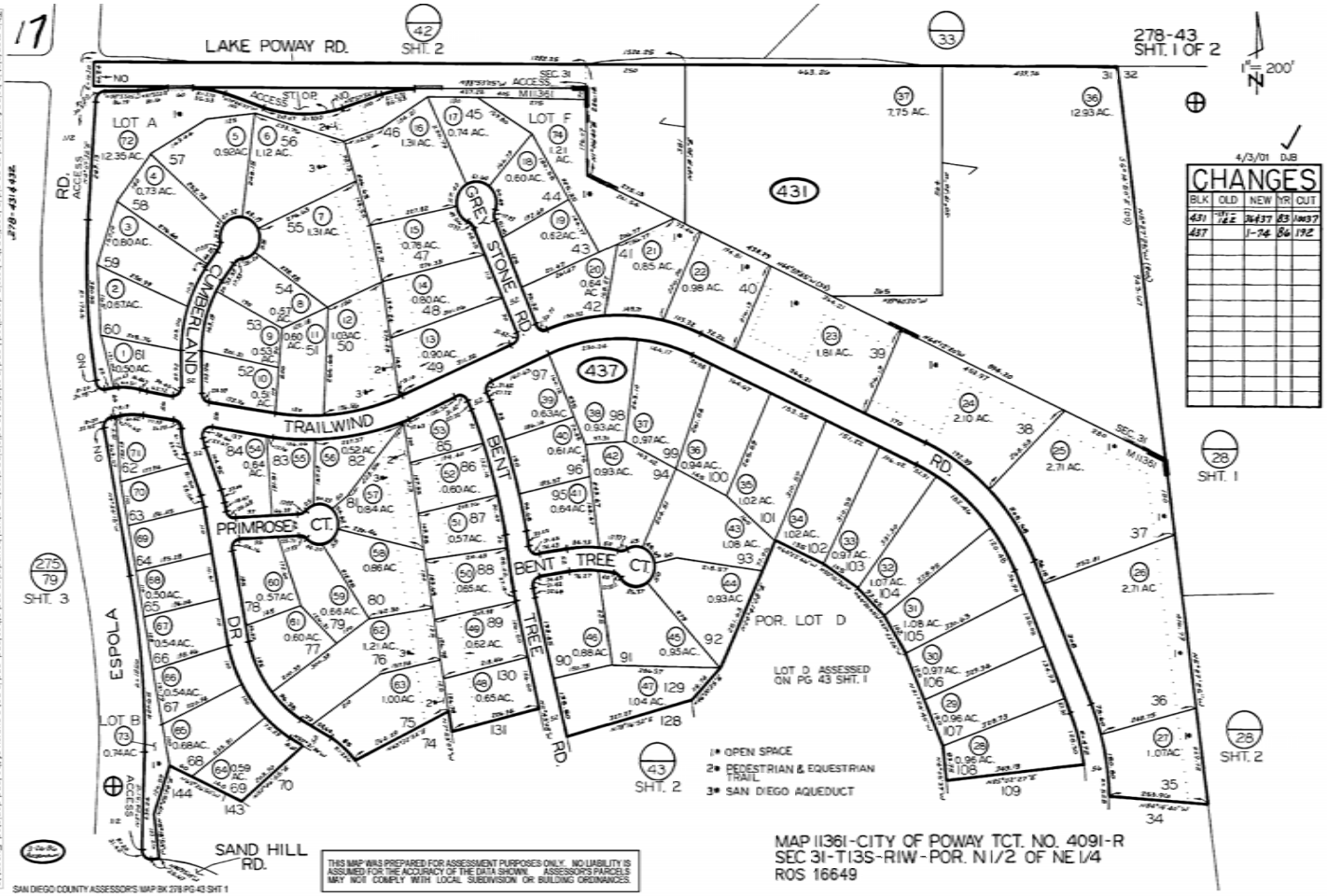

This map/plat is being furnished as an aid in locating the herein described Land in relation to adjoining streets, natural boundaries and other land, and is not a survey of the land depicted. Except to the extent a policy of title insurance is expressly modified by endorsement, if any, the Company does not insure dimensions, distances, location of easements, acreage or other matters shown thereon.

Order: 160454
Doc: SDA-278-43

Page 1 of 1

Requested By: j.stevenson, Printed: 9/29/2021 1:33 PM

APPENDIX C

Environmental Database Report

Pump Station
Not Reported
POWAY, CA 92064

Inquiry Number: 7050007.2s
July 12, 2022

The EDR Radius Map™ Report with GeoCheck®

6 Armstrong Road, 4th floor
Shelton, CT 06484
Toll Free: 800.352.0050
www.edrnet.com

TABLE OF CONTENTS

SECTION	PAGE
Executive Summary	ES1
Overview Map	2
Detail Map	3
Map Findings Summary	4
Map Findings	9
Orphan Summary	50
Government Records Searched/Data Currency Tracking	GR-1

GEOCHECK ADDENDUM

Physical Setting Source Addendum	A-1
Physical Setting Source Summary	A-2
Physical Setting SSURGO Soil Map	A-5
Physical Setting Source Map	A-12
Physical Setting Source Map Findings	A-14
Physical Setting Source Records Searched	PSGR-1

Thank you for your business.
Please contact EDR at 1-800-352-0050
with any questions or comments.

Disclaimer - Copyright and Trademark Notice

This Report contains certain information obtained from a variety of public and other sources reasonably available to Environmental Data Resources, Inc. It cannot be concluded from this Report that coverage information for the target and surrounding properties does not exist from other sources. **NO WARRANTY EXPRESSED OR IMPLIED, IS MADE WHATSOEVER IN CONNECTION WITH THIS REPORT. ENVIRONMENTAL DATA RESOURCES, INC. SPECIFICALLY DISCLAIMS THE MAKING OF ANY SUCH WARRANTIES, INCLUDING WITHOUT LIMITATION, MERCHANTABILITY OR FITNESS FOR A PARTICULAR USE OR PURPOSE. ALL RISK IS ASSUMED BY THE USER. IN NO EVENT SHALL ENVIRONMENTAL DATA RESOURCES, INC. BE LIABLE TO ANYONE, WHETHER ARISING OUT OF ERRORS OR OMISSIONS, NEGLIGENCE, ACCIDENT OR ANY OTHER CAUSE, FOR ANY LOSS OF DAMAGE, INCLUDING, WITHOUT LIMITATION, SPECIAL, INCIDENTAL, CONSEQUENTIAL, OR EXEMPLARY DAMAGES. ANY LIABILITY ON THE PART OF ENVIRONMENTAL DATA RESOURCES, INC. IS STRICTLY LIMITED TO A REFUND OF THE AMOUNT PAID FOR THIS REPORT.** Purchaser accepts this Report "AS IS". Any analyses, estimates, ratings, environmental risk levels or risk codes provided in this Report are provided for illustrative purposes only, and are not intended to provide, nor should they be interpreted as providing any facts regarding, or prediction or forecast of, any environmental risk for any property. Only a Phase I Environmental Site Assessment performed by an environmental professional can provide information regarding the environmental risk for any property. Additionally, the information provided in this Report is not to be construed as legal advice.

Copyright 2020 by Environmental Data Resources, Inc. All rights reserved. Reproduction in any media or format, in whole or in part, of any report or map of Environmental Data Resources, Inc., or its affiliates, is prohibited without prior written permission.

EDR and its logos (including Sanborn and Sanborn Map) are trademarks of Environmental Data Resources, Inc. or its affiliates. All other trademarks used herein are the property of their respective owners.

EXECUTIVE SUMMARY

A search of available environmental records was conducted by Environmental Data Resources, Inc (EDR). The report was designed to assist parties seeking to meet the search requirements of EPA's Standards and Practices for All Appropriate Inquiries (40 CFR Part 312), the ASTM Standard Practice for Environmental Site Assessments (E1527-21), the ASTM Standard Practice for Environmental Site Assessments for Forestland or Rural Property (E 2247-16), the ASTM Standard Practice for Limited Environmental Due Diligence: Transaction Screen Process (E 1528-14) or custom requirements developed for the evaluation of environmental risk associated with a parcel of real estate.

TARGET PROPERTY INFORMATION

ADDRESS

NOT REPORTED
POWAY, CA 92064

COORDINATES

Latitude (North):	33.0071250 - 33ˆ 0' 25.65''
Longitude (West):	117.0216040 - 117ˆ 1' 17.77''
Universal Tranverse Mercator:	Zone 11
UTM X (Meters):	497982.0
UTM Y (Meters):	3651885.8
Elevation:	773 ft. above sea level

USGS TOPOGRAPHIC MAP ASSOCIATED WITH TARGET PROPERTY

Target Property Map:	12014840 ESCONDIDO, CA
Version Date:	2018
Southwest Map:	11993864 POWAY, CA
Version Date:	2018

AERIAL PHOTOGRAPHY IN THIS REPORT

Portions of Photo from:	20140530
Source:	USDA

MAPPED SITES SUMMARY

Target Property Address:
NOT REPORTED
POWAY, CA 92064

Click on Map ID to see full detail.

MAP ID	SITE NAME	ADDRESS	DATABASE ACRONYMS	RELATIVE ELEVATION	DIST (ft. & mi.) DIRECTION
A1	PUBLIC SER DEPT. CIT	14415 LAKE POWAY RD	SAN DIEGO CO. SAM, San Diego Co. HMMD, CERS HAZ...	Higher	856, 0.162, East
A2	PUBLIC SER DEPT. CIT	14415 LAKE POWAY RD	UST	Higher	939, 0.178, East
A3	CITY VEHICLE MAINTEN	14415 LAKE POWAY RD	HIST UST	Higher	942, 0.178, East
A4	CITY OF POWAY	14415 LAKE POWAY RD	LUST, HWTS	Higher	942, 0.178, East
A5	PUBLIC SER DEPT. CIT	14415 LAKE POWAY RD	CPS-SLIC, HIST CORTESE	Higher	942, 0.178, East
A6	PUBLIC SER DEPT. CIT	14415-45 LAKE POWAY	SWEEPS UST	Higher	942, 0.178, East

EXECUTIVE SUMMARY

TARGET PROPERTY SEARCH RESULTS

The target property was not listed in any of the databases searched by EDR.

DATABASES WITH NO MAPPED SITES

No mapped sites were found in EDR's search of available ("reasonably ascertainable ") government records either on the target property or within the search radius around the target property for the following databases:

STANDARD ENVIRONMENTAL RECORDS

Lists of Federal NPL (Superfund) sites

NPL ---------- National Priority List
Proposed NPL ---------- Proposed National Priority List Sites
NPL LIENS ---------- Federal Superfund Liens

Lists of Federal Delisted NPL sites

Delisted NPL ---------- National Priority List Deletions

Lists of Federal sites subject to CERCLA removals and CERCLA orders

FEDERAL FACILITY ---------- Federal Facility Site Information listing
SEMS ---------- Superfund Enterprise Management System

Lists of Federal CERCLA sites with NFRAP

SEMS-ARCHIVE ---------- Superfund Enterprise Management System Archive

Lists of Federal RCRA facilities undergoing Corrective Action

CORRACTS ---------- Corrective Action Report

Lists of Federal RCRA TSD facilities

RCRA-TSDF ---------- RCRA - Treatment, Storage and Disposal

Lists of Federal RCRA generators

RCRA-LQG ---------- RCRA - Large Quantity Generators
RCRA-SQG ---------- RCRA - Small Quantity Generators
RCRA-VSQG ---------- RCRA - Very Small Quantity Generators (Formerly Conditionally Exempt Small Quantity Generators)

Federal institutional controls / engineering controls registries

LUCIS ---------- Land Use Control Information System

US ENG CONTROLS Engineering Controls Sites List
US INST CONTROLS Institutional Controls Sites List

Federal ERNS list

ERNS Emergency Response Notification System

Lists of state- and tribal (Superfund) equivalent sites

RESPONSE State Response Sites

Lists of state- and tribal hazardous waste facilities

ENVIROSTOR EnviroStor Database

Lists of state and tribal landfills and solid waste disposal facilities

SWF/LF Solid Waste Information System

Lists of state and tribal leaking storage tanks

INDIAN LUST Leaking Underground Storage Tanks on Indian Land

Lists of state and tribal registered storage tanks

FEMA UST Underground Storage Tank Listing
AST Aboveground Petroleum Storage Tank Facilities
INDIAN UST Underground Storage Tanks on Indian Land

Lists of state and tribal voluntary cleanup sites

INDIAN VCP Voluntary Cleanup Priority Listing
VCP Voluntary Cleanup Program Properties

Lists of state and tribal brownfield sites

BROWNFIELDS Considered Brownfieds Sites Listing

ADDITIONAL ENVIRONMENTAL RECORDS

Local Brownfield lists

US BROWNFIELDS A Listing of Brownfields Sites

Local Lists of Landfill / Solid Waste Disposal Sites

WMUDS/SWAT Waste Management Unit Database
SWRCY Recycler Database
HAULERS Registered Waste Tire Haulers Listing
INDIAN ODI Report on the Status of Open Dumps on Indian Lands
DEBRIS REGION 9 Torres Martinez Reservation Illegal Dump Site Locations
ODI Open Dump Inventory
IHS OPEN DUMPS Open Dumps on Indian Land

Local Lists of Hazardous waste / Contaminated Sites

US HIST CDL Delisted National Clandestine Laboratory Register

HIST Cal-Sites ---- Historical Calsites Database
SCH ---- School Property Evaluation Program
CDL ---- Clandestine Drug Labs
San Diego Co. HMMD ---- Hazardous Materials Management Division Database
Toxic Pits ---- Toxic Pits Cleanup Act Sites
US CDL ---- National Clandestine Laboratory Register
AQUEOUS FOAM ---- Former Fire Training Facility Assessments Listing
PFAS ---- PFAS Contamination Site Location Listing

Local Lists of Registered Storage Tanks

CA FID UST ---- Facility Inventory Database

Local Land Records

LIENS ---- Environmental Liens Listing
LIENS 2 ---- CERCLA Lien Information
DEED ---- Deed Restriction Listing

Records of Emergency Release Reports

HMIRS ---- Hazardous Materials Information Reporting System
CHMIRS ---- California Hazardous Material Incident Report System
LDS ---- Land Disposal Sites Listing
MCS ---- Military Cleanup Sites Listing
SPILLS 90 ---- SPILLS 90 data from FirstSearch

Other Ascertainable Records

RCRA NonGen / NLR ---- RCRA - Non Generators / No Longer Regulated
FUDS ---- Formerly Used Defense Sites
DOD ---- Department of Defense Sites
SCRD DRYCLEANERS ---- State Coalition for Remediation of Drycleaners Listing
US FIN ASSUR ---- Financial Assurance Information
EPA WATCH LIST ---- EPA WATCH LIST
2020 COR ACTION ---- 2020 Corrective Action Program List
TSCA ---- Toxic Substances Control Act
TRIS ---- Toxic Chemical Release Inventory System
SSTS ---- Section 7 Tracking Systems
ROD ---- Records Of Decision
RMP ---- Risk Management Plans
RAATS ---- RCRA Administrative Action Tracking System
PRP ---- Potentially Responsible Parties
PADS ---- PCB Activity Database System
ICIS ---- Integrated Compliance Information System
FTTS ---- FIFRA/ TSCA Tracking System - FIFRA (Federal Insecticide, Fungicide, & Rodenticide Act)/TSCA (Toxic Substances Control Act)
MLTS ---- Material Licensing Tracking System
COAL ASH DOE ---- Steam-Electric Plant Operation Data
COAL ASH EPA ---- Coal Combustion Residues Surface Impoundments List
PCB TRANSFORMER ---- PCB Transformer Registration Database
RADINFO ---- Radiation Information Database
HIST FTTS ---- FIFRA/TSCA Tracking System Administrative Case Listing
DOT OPS ---- Incident and Accident Data
CONSENT ---- Superfund (CERCLA) Consent Decrees

INDIAN RESERV---- Indian Reservations
FUSRAP---- Formerly Utilized Sites Remedial Action Program
UMTRA---- Uranium Mill Tailings Sites
LEAD SMELTERS---- Lead Smelter Sites
US AIRS---- Aerometric Information Retrieval System Facility Subsystem
US MINES---- Mines Master Index File
ABANDONED MINES---- Abandoned Mines
FINDS---- Facility Index System/Facility Registry System
DOCKET HWC---- Hazardous Waste Compliance Docket Listing
ECHO---- Enforcement & Compliance History Information
UXO---- Unexploded Ordnance Sites
FUELS PROGRAM---- EPA Fuels Program Registered Listing
CA BOND EXP. PLAN---- Bond Expenditure Plan
Cortese---- "Cortese" Hazardous Waste & Substances Sites List
CUPA Listings---- CUPA Resources List
DRYCLEANERS---- Cleaner Facilities
EMI---- Emissions Inventory Data
ENF---- Enforcement Action Listing
Financial Assurance---- Financial Assurance Information Listing
HAZNET---- Facility and Manifest Data
ICE---- ICE
HWP---- EnviroStor Permitted Facilities Listing
HWT---- Registered Hazardous Waste Transporter Database
MINES---- Mines Site Location Listing
MWMP---- Medical Waste Management Program Listing
NPDES---- NPDES Permits Listing
PEST LIC---- Pesticide Regulation Licenses Listing
PROC---- Certified Processors Database
Notify 65---- Proposition 65 Records
UIC---- UIC Listing
UIC GEO---- UIC GEO (GEOTRACKER)
WASTEWATER PITS---- Oil Wastewater Pits Listing
WDS---- Waste Discharge System
WIP---- Well Investigation Program Case List
MILITARY PRIV SITES---- MILITARY PRIV SITES (GEOTRACKER)
PROJECT---- PROJECT (GEOTRACKER)
WDR---- Waste Discharge Requirements Listing
SAN DIEGO CO LOP---- Local Oversight Program Listing
CIWQS---- California Integrated Water Quality System
CERS---- CERS
NON-CASE INFO---- NON-CASE INFO (GEOTRACKER)
OTHER OIL GAS---- OTHER OIL & GAS (GEOTRACKER)
PROD WATER PONDS---- PROD WATER PONDS (GEOTRACKER)
SAMPLING POINT---- SAMPLING POINT (GEOTRACKER)
WELL STIM PROJ---- Well Stimulation Project (GEOTRACKER)
MINES MRDS---- Mineral Resources Data System
HWTS---- Hazardous Waste Tracking System

EDR HIGH RISK HISTORICAL RECORDS

EDR Exclusive Records

EDR MGP---- EDR Proprietary Manufactured Gas Plants
EDR Hist Auto---- EDR Exclusive Historical Auto Stations

EXECUTIVE SUMMARY

EDR Hist Cleaner..... EDR Exclusive Historical Cleaners

EDR RECOVERED GOVERNMENT ARCHIVES

Exclusive Recovered Govt. Archives

RGA LF..... Recovered Government Archive Solid Waste Facilities List
RGA LUST..... Recovered Government Archive Leaking Underground Storage Tank

SURROUNDING SITES: SEARCH RESULTS

Surrounding sites were identified in the following databases.

Elevations have been determined from the USGS Digital Elevation Model and should be evaluated on a relative (not an absolute) basis. Relative elevation information between sites of close proximity should be field verified. Sites with an elevation equal to or higher than the target property have been differentiated below from sites with an elevation lower than the target property.
Page numbers and map identification numbers refer to the EDR Radius Map report where detailed data on individual sites can be reviewed.

Sites listed in ***bold italics*** are in multiple databases.

Unmappable (orphan) sites are not considered in the foregoing analysis.

STANDARD ENVIRONMENTAL RECORDS

Lists of state and tribal leaking storage tanks

SAN DIEGO CO. SAM: The listing contains all underground tank release cases and projects pertaining to properties contaminated with hazardous substances that are actively under review by the Site Assessment and Mitigation Program.

A review of the SAN DIEGO CO. SAM list, as provided by EDR, and dated 03/23/2010 has revealed that there is 1 SAN DIEGO CO. SAM site within approximately 0.5 miles of the target property.

Equal/Higher Elevation	Address	Direction / Distance	Map ID	Page
PUBLIC SER DEPT. CIT	***14415 LAKE POWAY RD***	***E 1/8 - 1/4 (0.162 mi.)***	***A1***	***9***
Case Number: H05397-001				
Facility Status: Closed Case				

LUST: Leaking Underground Storage Tank (LUST) Sites included in GeoTracker. GeoTracker is the Water Boards data management system for sites that impact, or have the potential to impact, water quality in California, with emphasis on groundwater.

A review of the LUST list, as provided by EDR, has revealed that there is 1 LUST site within approximately 0.5 miles of the target property.

Equal/Higher Elevation	Address	Direction / Distance	Map ID	Page
CITY OF POWAY	***14415 LAKE POWAY RD***	***E 1/8 - 1/4 (0.178 mi.)***	***A4***	***46***
Database: LUST REG 9, Date of Government Version: 03/01/2001				
Closed Date: 5/5/87				

Status: Case Closed
Case Number: 9UT686

CPS-SLIC: Cleanup Program Sites (CPS; also known as Site Cleanups [SC] and formerly known as Spills, Leaks, Investigations, and Cleanups [SLIC] sites) included in GeoTracker. GeoTracker is the Water Boards data management system for sites that impact, or have the potential to impact, water quality in California, with emphasis on groundwater.

A review of the CPS-SLIC list, as provided by EDR, has revealed that there is 1 CPS-SLIC site within approximately 0.5 miles of the target property.

Equal/Higher Elevation	Address	Direction / Distance	Map ID	Page
PUBLIC SER DEPT. CIT	***14415 LAKE POWAY RD***	***E 1/8 - 1/4 (0.178 mi.)***	***A5***	***47***
Database: CPS-SLIC, Date of Government Version: 05/23/2022 Global Id: T0607302955 Facility Status: Completed - Case Closed				

Lists of state and tribal registered storage tanks

UST: The Underground Storage Tank database contains registered USTs. USTs are regulated under Subtitle I of the Resource Conservation and Recovery Act (RCRA). The data come from the State Water Resources Control Board's Hazardous Substance Storage Container Database.

A review of the UST list, as provided by EDR, has revealed that there is 1 UST site within approximately 0.25 miles of the target property.

Equal/Higher Elevation	Address	Direction / Distance	Map ID	Page
PUBLIC SER DEPT. CIT	14415 LAKE POWAY RD	E 1/8 - 1/4 (0.178 mi.)	A2	45
Database: UST, Date of Government Version: 03/07/2022 Facility Id: H05397				

ADDITIONAL ENVIRONMENTAL RECORDS

Local Lists of Hazardous waste / Contaminated Sites

CERS HAZ WASTE: List of sites in the California Environmental Protection Agency (CalEPA) Regulated Site Portal which fall under the Hazardous Chemical Management, Hazardous Waste Onsite Treatment, Household Hazardous Waste Collection, Hazardous Waste Generator, and RCRA LQ HW Generator programs.

A review of the CERS HAZ WASTE list, as provided by EDR, and dated 01/18/2022 has revealed that there is 1 CERS HAZ WASTE site within approximately 0.25 miles of the target property.

Equal/Higher Elevation	Address	Direction / Distance	Map ID	Page
PUBLIC SER DEPT. CIT	***14415 LAKE POWAY RD***	***E 1/8 - 1/4 (0.162 mi.)***	***A1***	***9***

Local Lists of Registered Storage Tanks

SWEEPS UST: Statewide Environmental Evaluation and Planning System. This underground storage tank listing was updated and maintained by a company contacted by the SWRCB in the early 1990's. The listing is no longer updated or maintained. The local agency is the contact for more information on a site on the SWEEPS list.

A review of the SWEEPS UST list, as provided by EDR, and dated 06/01/1994 has revealed that there is 1 SWEEPS UST site within approximately 0.25 miles of the target property.

Equal/Higher Elevation	Address	Direction / Distance	Map ID	Page
PUBLIC SER DEPT. CIT Status: A Tank Status: A Comp Number: 5397	14415-45 LAKE POWAY	E 1/8 - 1/4 (0.178 mi.)	A6	48

HIST UST: Historical UST Registered Database.

A review of the HIST UST list, as provided by EDR, and dated 10/15/1990 has revealed that there is 1 HIST UST site within approximately 0.25 miles of the target property.

Equal/Higher Elevation	Address	Direction / Distance	Map ID	Page
CITY VEHICLE MAINTEN Facility Id: 00000034708	14415 LAKE POWAY RD	E 1/8 - 1/4 (0.178 mi.)	A3	45

CERS TANKS: List of sites in the California Environmental Protection Agency (CalEPA) Regulated Site Portal which fall under the Aboveground Petroleum Storage and Underground Storage Tank regulatory programs.

A review of the CERS TANKS list, as provided by EDR, and dated 01/18/2022 has revealed that there is 1 CERS TANKS site within approximately 0.25 miles of the target property.

Equal/Higher Elevation	Address	Direction / Distance	Map ID	Page
PUBLIC SER DEPT. CIT	***14415 LAKE POWAY RD***	***E 1/8 - 1/4 (0.162 mi.)***	***A1***	***9***

Other Ascertainable Records

HIST CORTESE: The sites for the list are designated by the State Water Resource Control Board [LUST], the Integrated Waste Board [SWF/LS], and the Department of Toxic Substances Control [CALSITES]. This listing is no longer updated by the state agency.

A review of the HIST CORTESE list, as provided by EDR, and dated 04/01/2001 has revealed that there is 1 HIST CORTESE site within approximately 0.5 miles of the target property.

Equal/Higher Elevation	Address	Direction / Distance	Map ID	Page
PUBLIC SER DEPT. CIT Reg Id: 9UT686	***14415 LAKE POWAY RD***	***E 1/8 - 1/4 (0.178 mi.)***	***A5***	***47***

EXECUTIVE SUMMARY

Due to poor or inadequate address information, the following sites were not mapped. Count: 1 records.

Site Name	Database(s)
POWAY LANDFILL	SWF/LF

OVERVIEW MAP - 7050007.2S

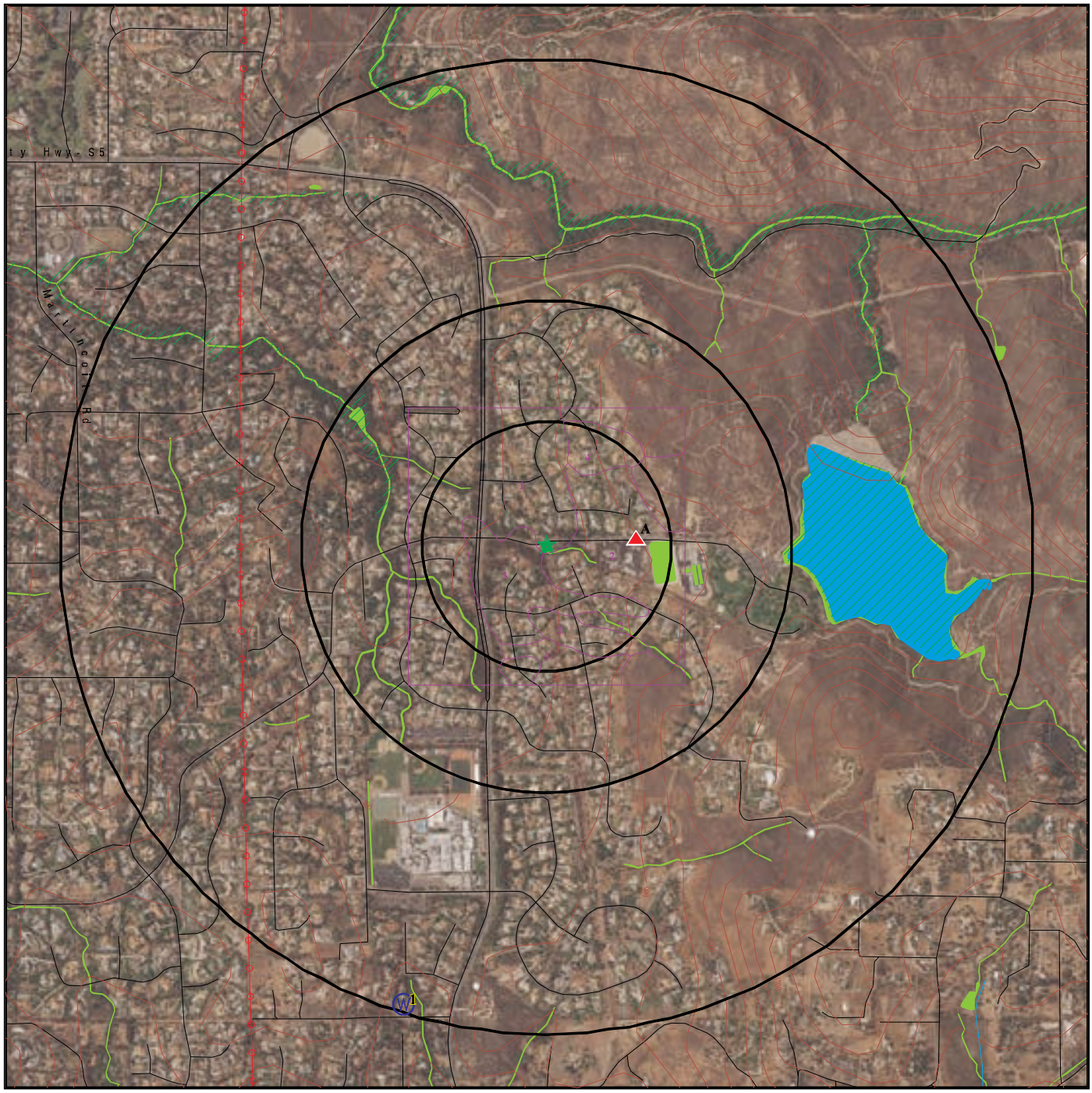

0 1/4 1/2 1 Miles

- Target Property
- Sites at elevations higher than or equal to the target property
- Sites at elevations lower than the target property
- Manufactured Gas Plants
- National Priority List Sites
- Dept. Defense Sites
- Indian Reservations BIA
- Power transmission lines
- Special Flood Hazard Area (1%)
- 0.2% Annual Chance Flood Hazard
- National Wetland Inventory
- State Wetlands
- Areas of Concern

This report includes Interactive Map Layers to display and/or hide map information. The legend includes only those icons for the default map view.

SITE NAME: Pump Station ADDRESS: Not Reported POWAY CA 92064 LAT/LONG: 33.007125 / 117.021604	CLIENT: Ninyo & Moore CONTACT: Nicholas Marinello INQUIRY #: 7050007.2s DATE: July 12, 2022 12:33 pm

Copyright © 2022 EDR, Inc. © 2015 TomTom Rel. 2015.

DETAIL MAP - 7050007.2S

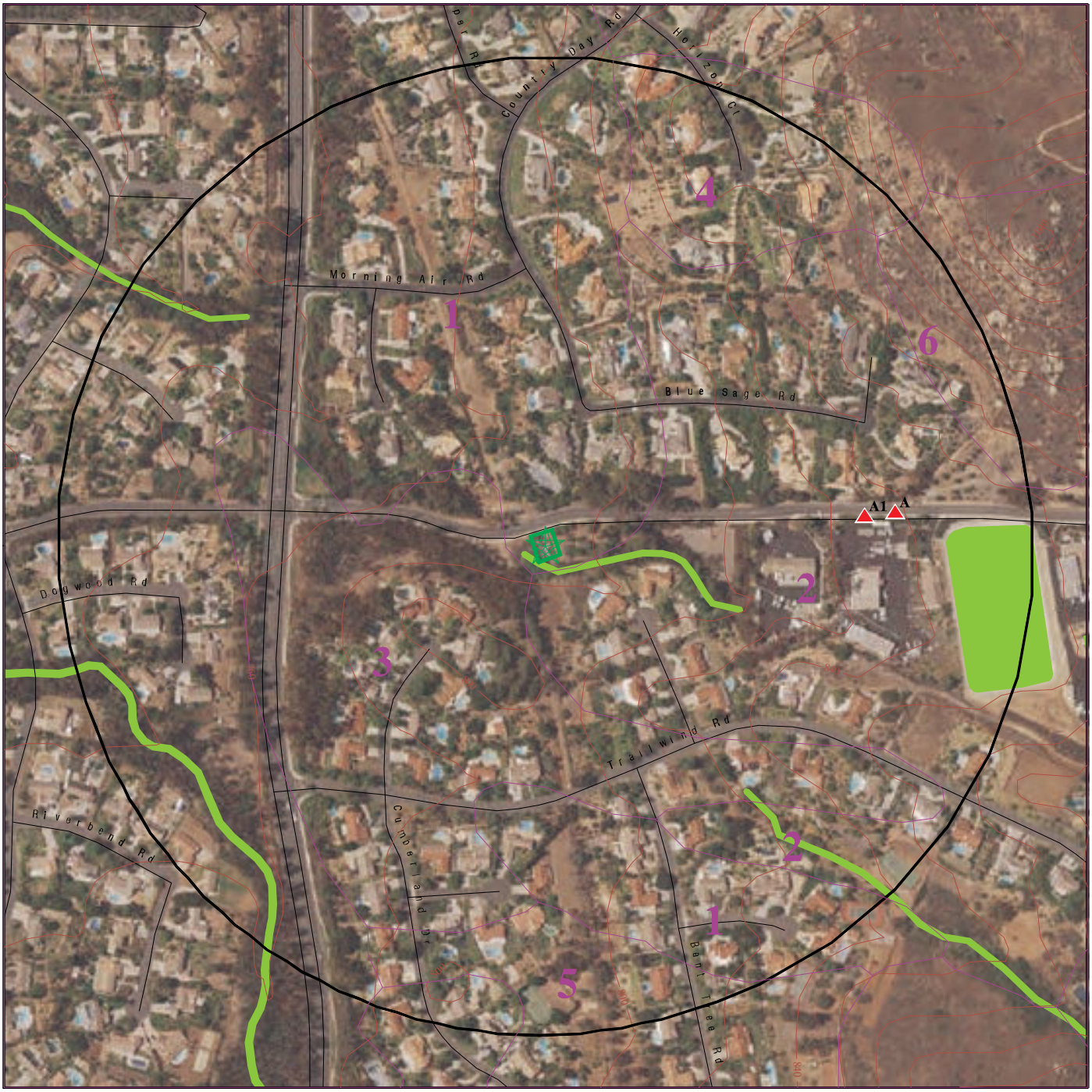

Target Property
Sites at elevations higher than or equal to the target property
Sites at elevations lower than the target property
Manufactured Gas Plants
Sensitive Receptors
National Priority List Sites
Dept. Defense Sites

0 1/16 1/8 1/4 Miles

Indian Reservations BIA
Special Flood Hazard Area (1%)
0.2% Annual Chance Flood Hazard
National Wetland Inventory
State Wetlands
Areas of Concern

This report includes Interactive Map Layers to display and/or hide map information. The legend includes only those icons for the default map view.

SITE NAME:	Pump Station	CLIENT:	Ninyo & Moore
ADDRESS:	Not Reported POWAY CA 92064	CONTACT:	Nicholas Marinello
LAT/LONG:	33.007125 / 117.021604	INQUIRY #:	7050007.2s
		DATE:	July 12, 2022 12:35 pm

Copyright © 2022 EDR, Inc. © 2015 TomTom Rel. 2015.

MAP FINDINGS SUMMARY

Database	Search Distance (Miles)	Target Property	< 1/8	1/8 - 1/4	1/4 - 1/2	1/2 - 1	> 1	Total Plotted
STANDARD ENVIRONMENTAL RECORDS								
Lists of Federal NPL (Superfund) sites								
NPL	1.000		0	0	0	0	NR	0
Proposed NPL	1.000		0	0	0	0	NR	0
NPL LIENS	1.000		0	0	0	0	NR	0
Lists of Federal Delisted NPL sites								
Delisted NPL	1.000		0	0	0	0	NR	0
Lists of Federal sites subject to CERCLA removals and CERCLA orders								
FEDERAL FACILITY	0.500		0	0	0	NR	NR	0
SEMS	0.500		0	0	0	NR	NR	0
Lists of Federal CERCLA sites with NFRAP								
SEMS-ARCHIVE	0.500		0	0	0	NR	NR	0
Lists of Federal RCRA facilities undergoing Corrective Action								
CORRACTS	1.000		0	0	0	0	NR	0
Lists of Federal RCRA TSD facilities								
RCRA-TSDF	0.500		0	0	0	NR	NR	0
Lists of Federal RCRA generators								
RCRA-LQG	0.250		0	0	NR	NR	NR	0
RCRA-SQG	0.250		0	0	NR	NR	NR	0
RCRA-VSQG	0.250		0	0	NR	NR	NR	0
Federal institutional controls / engineering controls registries								
LUCIS	0.500		0	0	0	NR	NR	0
US ENG CONTROLS	0.500		0	0	0	NR	NR	0
US INST CONTROLS	0.500		0	0	0	NR	NR	0
Federal ERNS list								
ERNS	TP		NR	NR	NR	NR	NR	0
Lists of state- and tribal (Superfund) equivalent sites								
RESPONSE	1.000		0	0	0	0	NR	0
Lists of state- and tribal hazardous waste facilities								
ENVIROSTOR	1.000		0	0	0	0	NR	0
Lists of state and tribal landfills and solid waste disposal facilities								
SWF/LF	0.500		0	0	0	NR	NR	0

MAP FINDINGS SUMMARY

Database	Search Distance (Miles)	Target Property	< 1/8	1/8 - 1/4	1/4 - 1/2	1/2 - 1	> 1	Total Plotted
Lists of state and tribal leaking storage tanks								
SAN DIEGO CO. SAM	0.500		0	1	0	NR	NR	1
LUST	0.500		0	1	0	NR	NR	1
INDIAN LUST	0.500		0	0	0	NR	NR	0
CPS-SLIC	0.500		0	1	0	NR	NR	1
Lists of state and tribal registered storage tanks								
FEMA UST	0.250		0	0	NR	NR	NR	0
UST	0.250		0	1	NR	NR	NR	1
AST	0.250		0	0	NR	NR	NR	0
INDIAN UST	0.250		0	0	NR	NR	NR	0
Lists of state and tribal voluntary cleanup sites								
INDIAN VCP	0.500		0	0	0	NR	NR	0
VCP	0.500		0	0	0	NR	NR	0
Lists of state and tribal brownfield sites								
BROWNFIELDS	0.500		0	0	0	NR	NR	0
ADDITIONAL ENVIRONMENTAL RECORDS								
Local Brownfield lists								
US BROWNFIELDS	0.500		0	0	0	NR	NR	0
Local Lists of Landfill / Solid Waste Disposal Sites								
WMUDS/SWAT	0.500		0	0	0	NR	NR	0
SWRCY	0.500		0	0	0	NR	NR	0
HAULERS	TP		NR	NR	NR	NR	NR	0
INDIAN ODI	0.500		0	0	0	NR	NR	0
DEBRIS REGION 9	0.500		0	0	0	NR	NR	0
ODI	0.500		0	0	0	NR	NR	0
IHS OPEN DUMPS	0.500		0	0	0	NR	NR	0
Local Lists of Hazardous waste / Contaminated Sites								
US HIST CDL	TP		NR	NR	NR	NR	NR	0
HIST Cal-Sites	1.000		0	0	0	0	NR	0
SCH	0.250		0	0	NR	NR	NR	0
CDL	TP		NR	NR	NR	NR	NR	0
San Diego Co. HMMD	TP		NR	NR	NR	NR	NR	0
CERS HAZ WASTE	0.250		0	1	NR	NR	NR	1
Toxic Pits	1.000		0	0	0	0	NR	0
US CDL	TP		NR	NR	NR	NR	NR	0
AQUEOUS FOAM	TP		NR	NR	NR	NR	NR	0
PFAS	0.500		0	0	0	NR	NR	0
Local Lists of Registered Storage Tanks								
SWEEPS UST	0.250		0	1	NR	NR	NR	1

MAP FINDINGS SUMMARY

Database	Search Distance (Miles)	Target Property	< 1/8	1/8 - 1/4	1/4 - 1/2	1/2 - 1	> 1	Total Plotted
HIST UST	0.250		0	1	NR	NR	NR	1
CERS TANKS	0.250		0	1	NR	NR	NR	1
CA FID UST	0.250		0	0	NR	NR	NR	0
Local Land Records								
LIENS	TP		NR	NR	NR	NR	NR	0
LIENS 2	TP		NR	NR	NR	NR	NR	0
DEED	0.500		0	0	0	NR	NR	0
Records of Emergency Release Reports								
HMIRS	TP		NR	NR	NR	NR	NR	0
CHMIRS	TP		NR	NR	NR	NR	NR	0
LDS	TP		NR	NR	NR	NR	NR	0
MCS	TP		NR	NR	NR	NR	NR	0
SPILLS 90	TP		NR	NR	NR	NR	NR	0
Other Ascertainable Records								
RCRA NonGen / NLR	0.250		0	0	NR	NR	NR	0
FUDS	1.000		0	0	0	0	NR	0
DOD	1.000		0	0	0	0	NR	0
SCRD DRYCLEANERS	0.500		0	0	0	NR	NR	0
US FIN ASSUR	TP		NR	NR	NR	NR	NR	0
EPA WATCH LIST	TP		NR	NR	NR	NR	NR	0
2020 COR ACTION	0.250		0	0	NR	NR	NR	0
TSCA	TP		NR	NR	NR	NR	NR	0
TRIS	TP		NR	NR	NR	NR	NR	0
SSTS	TP		NR	NR	NR	NR	NR	0
ROD	1.000		0	0	0	0	NR	0
RMP	TP		NR	NR	NR	NR	NR	0
RAATS	TP		NR	NR	NR	NR	NR	0
PRP	TP		NR	NR	NR	NR	NR	0
PADS	TP		NR	NR	NR	NR	NR	0
ICIS	TP		NR	NR	NR	NR	NR	0
FTTS	TP		NR	NR	NR	NR	NR	0
MLTS	TP		NR	NR	NR	NR	NR	0
COAL ASH DOE	TP		NR	NR	NR	NR	NR	0
COAL ASH EPA	0.500		0	0	0	NR	NR	0
PCB TRANSFORMER	TP		NR	NR	NR	NR	NR	0
RADINFO	TP		NR	NR	NR	NR	NR	0
HIST FTTS	TP		NR	NR	NR	NR	NR	0
DOT OPS	TP		NR	NR	NR	NR	NR	0
CONSENT	1.000		0	0	0	0	NR	0
INDIAN RESERV	1.000		0	0	0	0	NR	0
FUSRAP	1.000		0	0	0	0	NR	0
UMTRA	0.500		0	0	0	NR	NR	0
LEAD SMELTERS	TP		NR	NR	NR	NR	NR	0
US AIRS	TP		NR	NR	NR	NR	NR	0
US MINES	0.250		0	0	NR	NR	NR	0
ABANDONED MINES	0.250		0	0	NR	NR	NR	0
FINDS	TP		NR	NR	NR	NR	NR	0
DOCKET HWC	TP		NR	NR	NR	NR	NR	0

MAP FINDINGS SUMMARY

Database	Search Distance (Miles)	Target Property	< 1/8	1/8 - 1/4	1/4 - 1/2	1/2 - 1	> 1	Total Plotted
ECHO	TP		NR	NR	NR	NR	NR	0
UXO	1.000		0	0	0	0	NR	0
FUELS PROGRAM	0.250		0	0	NR	NR	NR	0
CA BOND EXP. PLAN	1.000		0	0	0	0	NR	0
Cortese	0.500		0	0	0	NR	NR	0
CUPA Listings	0.250		0	0	NR	NR	NR	0
DRYCLEANERS	0.250		0	0	NR	NR	NR	0
EMI	TP		NR	NR	NR	NR	NR	0
ENF	TP		NR	NR	NR	NR	NR	0
Financial Assurance	TP		NR	NR	NR	NR	NR	0
HAZNET	TP		NR	NR	NR	NR	NR	0
ICE	TP		NR	NR	NR	NR	NR	0
HIST CORTESE	0.500		0	1	0	NR	NR	1
HWP	1.000		0	0	0	0	NR	0
HWT	0.250		0	0	NR	NR	NR	0
MINES	0.250		0	0	NR	NR	NR	0
MWMP	0.250		0	0	NR	NR	NR	0
NPDES	TP		NR	NR	NR	NR	NR	0
PEST LIC	TP		NR	NR	NR	NR	NR	0
PROC	0.500		0	0	0	NR	NR	0
Notify 65	1.000		0	0	0	0	NR	0
UIC	TP		NR	NR	NR	NR	NR	0
UIC GEO	TP		NR	NR	NR	NR	NR	0
WASTEWATER PITS	0.500		0	0	0	NR	NR	0
WDS	TP		NR	NR	NR	NR	NR	0
WIP	0.250		0	0	NR	NR	NR	0
MILITARY PRIV SITES	TP		NR	NR	NR	NR	NR	0
PROJECT	TP		NR	NR	NR	NR	NR	0
WDR	TP		NR	NR	NR	NR	NR	0
SAN DIEGO CO LOP	TP		NR	NR	NR	NR	NR	0
CIWQS	TP		NR	NR	NR	NR	NR	0
CERS	TP		NR	NR	NR	NR	NR	0
NON-CASE INFO	TP		NR	NR	NR	NR	NR	0
OTHER OIL GAS	TP		NR	NR	NR	NR	NR	0
PROD WATER PONDS	TP		NR	NR	NR	NR	NR	0
SAMPLING POINT	TP		NR	NR	NR	NR	NR	0
WELL STIM PROJ	TP		NR	NR	NR	NR	NR	0
MINES MRDS	TP		NR	NR	NR	NR	NR	0
HWTS	TP		NR	NR	NR	NR	NR	0
EDR HIGH RISK HISTORICAL RECORDS								
EDR Exclusive Records								
EDR MGP	1.000		0	0	0	0	NR	0
EDR Hist Auto	0.125		0	NR	NR	NR	NR	0
EDR Hist Cleaner	0.125		0	NR	NR	NR	NR	0
EDR RECOVERED GOVERNMENT ARCHIVES								
Exclusive Recovered Govt. Archives								
RGA LF	TP		NR	NR	NR	NR	NR	0

MAP FINDINGS SUMMARY

Database	Search Distance (Miles)	Target Property	< 1/8	1/8 - 1/4	1/4 - 1/2	1/2 - 1	> 1	Total Plotted
RGA LUST	TP		NR	NR	NR	NR	NR	0
- Totals --		0	0	9	0	0	0	9

NOTES:

TP = Target Property

NR = Not Requested at this Search Distance

Sites may be listed in more than one database

A1 **PUBLIC SER DEPT. CITY POWAY** **SAN DIEGO CO. SAM** **U003789230**
East **14415 LAKE POWAY RD** **San Diego Co. HMMD** **N/A**
1/8-1/4 **POWAY, CA 92064** **CERS HAZ WASTE**
0.162 mi. **CERS TANKS**
856 ft. **Site 1 of 6 in cluster A** **CERS**

Relative:
Higher

Actual:
838 ft.

SAN DIEGO CO. SAM:

Name:	PUBLIC SER DEPT. CITY POWAY
Address:	14415 LAKE POWAY RD
City,State,Zip:	POWAY, CA 92064
Case Number:	H05397-001
Agency:	DEH Site Assessment & Mitigation
Funding:	**Private - VAP**
Facility Type:	Soils Only
Facility Status:	Closed Case
Date:	5/5/1987
Date Began:	1/30/1987

HMMD SAN DIEGO:

Name:	PUBLIC WORKS DEPT CITY POWAY
Address:	14415 LAKE POWAY RD
City,State,Zip:	POWAY, CA 92064
Permit Number:	105397
Business Type:	6HK24
EPA Id Number:	CAL000036102
APN:	278-431-36-00
Last HMMD Inspection:	03/14/2012
Facility Telephone:	858-668-4745
Permit Status:	OPEN
Permit Expiration:	02/28/2013
Date Last Updated:	11/02/2012
Facility Owner:	CITY OF POWAY
Facility Mailing Address:	PO BOX 789
Facility Mailing City:	POWAY
Facility Mailing State:	CA
Facility Mailing Zip:	92074-0789
UST Owner:	TONY BOWERS
Handle Regulated Hazmat:	Y
Own Or Operate UST:	Y
Subject To APSA:	Not reported
Generate Haz Waste:	Y
Treat Haz Waste:	Not reported
Generate Medical Waste:	Not reported

Inventory Active Permits (not SQG Medical):

Permit Number:	105397
Update Date:	11/02/2012
Case Number:	74-86-2
Name:	ACETYLENE GAS
Other Information:	Not reported
Material Waste:	Material
Hazardous Categories 1:	FIRE
Hazardous Categories 2:	PRESSURE RELEASE

Permit Number:	105397
Update Date:	11/02/2012
Case Number:	124-38-9
Name:	CARBON DIOXIDE GAS
Other Information:	Not reported

PUBLIC SER DEPT. CITY POWAY (Continued) **U003789230**

Material Waste: Material
Hazardous Categories 1: FIRE
Hazardous Categories 2: PRESSURE RELEASE

Permit Number: 105397
Update Date: 11/02/2012
Case Number: 68476-34-6
Name: DIESEL FUEL
Other Information: Not reported
Material Waste: Material
Hazardous Categories 1: FIRE
Hazardous Categories 2: Not reported

Permit Number: 105397
Update Date: 11/02/2012
Case Number: 68476-34-6
Name: DIESEL FUEL
Other Information: UNDERGROUND TANK 105397 T003
Material Waste: Material
Hazardous Categories 1: FIRE
Hazardous Categories 2: ACUTE

Permit Number: 105397
Update Date: 11/02/2012
Case Number: Not reported
Name: MOTOR OILS
Other Information: (85 X4 ASTS) LUBRICATING OILS
Material Waste: Material
Hazardous Categories 1: FIRE
Hazardous Categories 2: Not reported

Permit Number: 105397
Update Date: 11/02/2012
Case Number: 7782-44-7
Name: OXYGEN GAS
Other Information: Not reported
Material Waste: Material
Hazardous Categories 1: REACTIVE
Hazardous Categories 2: PRESSURE RELEASE

Permit Number: 105397
Update Date: 11/02/2012
Case Number: 8006-61-9
Name: REGULAR UNLEADED
Other Information: UNDERGROUND TANK 105397 T002
Material Waste: Material
Hazardous Categories 1: FIRE
Hazardous Categories 2: ACUTE

Permit Number: 105397
Update Date: 11/02/2012
Case Number: Not reported
Name: WASTE 135 UNSPECIFIED AQUEOUS SOL'N
Other Information: OILY WATER
Material Waste: Waste
Hazardous Categories 1: Not reported
Hazardous Categories 2: Not reported

PUBLIC SER DEPT. CITY POWAY (Continued) **U003789230**

Permit Number: 105397
Update Date: 11/02/2012
Case Number: Not reported
Name: WASTE 135 UNSPECIFIED AQUEOUS SOL'N
Other Information: PARTS WASHER
Material Waste: Waste
Hazardous Categories 1: Not reported
Hazardous Categories 2: Not reported

Permit Number: 105397
Update Date: 11/02/2012
Case Number: Not reported
Name: WASTE 221 WASTE OIL & MIXED OIL
Other Information: WASTE OIL
Material Waste: Waste
Hazardous Categories 1: Not reported
Hazardous Categories 2: Not reported

Permit Number: 105397
Update Date: 11/02/2012
Case Number: Not reported
Name: WASTE 291 LATEX WASTE
Other Information: WASTE TRAFFIC PAINT
Material Waste: Waste
Hazardous Categories 1: Not reported
Hazardous Categories 2: Not reported

Permit Number: 105397
Update Date: 11/02/2012
Case Number: Not reported
Name: WASTE 343 UNSPEC ORGANIC LIQUID MIXTURE
Other Information: WASTE ANTIFREEZE
Material Waste: Waste
Hazardous Categories 1: Not reported
Hazardous Categories 2: Not reported

Permit Number: 105397
Update Date: 11/02/2012
Case Number: Not reported
Name: WASTE 343 UNSPEC ORGANIC LIQUID MIXTURE
Other Information: WASTE TAR
Material Waste: Waste
Hazardous Categories 1: Not reported
Hazardous Categories 2: Not reported

Permit Number: 105397
Update Date: 11/02/2012
Case Number: Not reported
Name: WASTE 444 USED BATTERIES
Other Information: USED LEAD ACID BATTERIES- CAL STATE
Material Waste: Waste
Hazardous Categories 1: Not reported
Hazardous Categories 2: Not reported

Permit Number: 105397
Update Date: 11/02/2012
Case Number: Not reported

PUBLIC SER DEPT. CITY POWAY (Continued) **U003789230**

Name: WASTE 888 USED OIL FILTERS
Other Information: SPENT OIL FILTERS
Material Waste: Waste
Hazardous Categories 1: Not reported
Hazardous Categories 2: Not reported

Violations Active Permits:

Permit Number: 105397
Update Date: 11/02/2012
Inspection Date: 03/16/2011
Violation Code: 6HV3191
Violation: NO D.O. CERT/NOTIFICATION/CHANGE
Violation Citation: Designated Operator Notification/Change form not submitted and/or D.O. not ICC certified. 2715 (a)(b)
Activity: ACTIVE

Permit Number: 105397
Update Date: 11/02/2012
Inspection Date: 03/16/2011
Violation Code: 6HV3193
Violation: NO TRAINING/RECORD INCOMPLETE-NOT ONSITE
Violation Citation: Facility employee(s) are not trained, training records are incomplete, and/or not onsite. 2715(f)
Activity: ACTIVE

Permit Number: 105397
Update Date: 11/02/2012
Inspection Date: 03/13/2007
Violation Code: 6HV0225
Violation: ACCUMULATED HW>180 OR >270 DAYS
Violation Citation: Accumulated waste too long (>180 or 270 days). 66262.34(d), CFR 262.34(e)&(f), &/or 25201(a) [>90 days for AHW waste]
Activity: ACTIVE

Permit Number: 105397
Update Date: 11/02/2012
Inspection Date: 03/13/2007
Violation Code: 6HV0408
Violation: FAILED TO POST ER PLAN BY PHONE
Violation Citation: Small quantity generator of hazardous waste failed to post emergency response plan by phone. CFR 262.34(d)(5)(ii)
Activity: ACTIVE

Permit Number: 105397
Update Date: 11/02/2012
Inspection Date: 03/25/2009
Violation Code: 6HV3105
Violation: NO CURRENT FINANCIAL RESPONSIBILITY
Violation Citation: Current evidence of financial responsibility not available. 25292.2(a), 25299.33; 2809
Activity: ACTIVE

Permit Number: 105397
Update Date: 11/02/2012
Inspection Date: 03/29/2004
Violation Code: 6HV3105
Violation: NO CURRENT FINANCIAL RESPONSIBILITY

PUBLIC SER DEPT. CITY POWAY (Continued) **U003789230**

Violation Citation: Current evidence of financial responsibility not available. 25292.2(a), 25299.33; 2809
Activity: ACTIVE

UST:
UST Name: UNDERGROUND TANK 105397 T001
Last Update: 2012-11-02 14:17:38
Permit Number: 105397
Tank Type: SINGLE WALL
Additional Id: 4
Capacity Gallons: 550
UST Contents: LEADED
Other Content Info: LEADED
Reg Status: REMOVED
Remove Close Date: 1986-11-08 00:00:00
Year Installed: 1973-01-01 00:00:00
Pipe Type: Not reported
Delivery System: Not reported
Monitor Code: 90
UST Monitor Method: NO MONITORING ALTERNATIVE SELECTED. VERIFY AND ENTER MONITORING ALTERNATIVE DURING INSPECTION.

UST Name: UNDERGROUND TANK 105397 T002
Last Update: 2012-11-02 14:17:38
Permit Number: 105397
Tank Type: DOUBLE WALL
Additional Id: 001 UNLEADED GASOLINE RT2059, RT4595
Capacity Gallons: 6000
UST Contents: REGULAR UNLEADED
Other Content Info: REGULAR UNLEADED
Reg Status: ACTIVE
Remove Close Date: Not reported
Year Installed: 1987-01-01 00:00:00
Pipe Type: DOUBLE WALL
Delivery System: PRESSURE
Monitor Code: 31A
UST Monitor Method: DW TANK, DW PRESSURIZED PIPE W/ DRY TANK ANNULAR; POSITIVE SHUT-OFF & FAILSAFE, 3.0 LLD; UDC W/ POSITIVE SHUT-OFF

UST Name: UNDERGROUND TANK 105397 T003
Last Update: 2012-11-02 14:17:38
Permit Number: 105397
Tank Type: DOUBLE WALL
Additional Id: 002 DIESEL RT2059, RT4595
Capacity Gallons: 4000
UST Contents: DIESEL
Other Content Info: DIESEL
Reg Status: ACTIVE
Remove Close Date: Not reported
Year Installed: 1987-01-01 00:00:00
Pipe Type: DOUBLE WALL
Delivery System: PRESSURE
Monitor Code: 31A
UST Monitor Method: DW TANK, DW PRESSURIZED PIPE W/ DRY TANK ANNULAR; POSITIVE SHUT-OFF & FAILSAFE, 3.0 LLD; UDC W/ POSITIVE SHUT-OFF

PUBLIC SER DEPT. CITY POWAY (Continued) **U003789230**

Name:	CITY OF POWAY FLEET MAINTENANCE
Address:	14415 LAKE POWAY RD
City,State,Zip:	POWAY, CA 92064
Permit Number:	Not reported
Business Type:	Not reported
EPA Id Number:	CAL000036102
APN:	Not reported
Last HMMD Inspection:	Not reported
Facility Telephone:	858-668-4745
Permit Status:	Permit Renewed
Permit Expiration:	Not reported
Date Last Updated:	02/05/2022
Facility Owner:	Not reported
Facility Mailing Address:	PO BOX 789, Poway , CA 92074-0789
Facility Mailing City:	Not reported
Facility Mailing State:	Not reported
Facility Mailing Zip:	Not reported
UST Owner:	Y
Handle Regulated Hazmat:	Not reported
Own Or Operate UST:	Not reported
Subject To APSA:	Not reported
Generate Haz Waste:	Y
Treat Haz Waste:	N
Generate Medical Waste:	Not reported

Inspection Violation:

Record ID:	DEH2002-HUPFP-105397
Permit Status:	Permit Renewed
Active Permit:	Y
Facility Id Number:	37-000-105397
Program Element:	Underground Storage Tank
Inspection Type:	Routine
Inspection Number:	5842510
Return To Compliance Date:	Not reported
Nov:	Not reported
Violation Classification:	Not reported
Underground Storage Tank Id:	Not reported
Container/Tank Id:	Not reported
Last Update:	2022-02-05T00:00:00.000
Inspection Date:	2018-03-01T13:31:00.000
Violation Code:	2010013 Failure to have an approved UST Monitoring Plan. 23 CCR 2632(d)(1), 2634(d), 2641(h)

Record ID:	DEH2002-HUPFP-105397
Permit Status:	Permit Renewed
Active Permit:	Y
Facility Id Number:	37-000-105397
Program Element:	Underground Storage Tank
Inspection Type:	Routine
Inspection Number:	5255352
Return To Compliance Date:	2016-03-03T00:00:00.000
Nov:	No
Violation Classification:	Class II
Underground Storage Tank Id:	19448
Container/Tank Id:	Not reported
Last Update:	2022-02-05T00:00:00.000
Inspection Date:	2016-03-03T12:01:26.000
Violation Code:	2030019 Failure of the double wall pressurized piping in the under

PUBLIC SER DEPT. CITY POWAY (Continued) **U003789230**

dispenser containment to be continuously monitored by a method that either shuts down the flow of product to the dispenser or activates an audible/visual alarm when a leak is detected. 23 CCR 2636(f)(1)

Record ID:	DEH2002-HUPFP-105397
Permit Status:	Permit Renewed
Active Permit:	Y
Facility Id Number:	37-000-105397
Program Element:	Underground Storage Tank
Inspection Type:	Routine
Inspection Number:	5842510
Return To Compliance Date:	Not reported
Nov:	Not reported
Violation Classification:	Not reported
Underground Storage Tank Id:	Not reported
Container/Tank Id:	Not reported
Last Update:	2022-02-05T00:00:00.000
Inspection Date:	2018-03-01T13:31:00.000
Violation Code:	2010007 Failure to submit and maintain complete and current Certification of Financial Responsibility or other mechanism of financial assurance. HSC 25292.2(a), 25299.30-34; 23 CCR 2711(a)(11), 2808.1, 2809-2809.2

Record ID:	DEH2002-HUPFP-105397
Permit Status:	Permit Renewed
Active Permit:	Y
Facility Id Number:	37-000-105397
Program Element:	Underground Storage Tank
Inspection Type:	Routine
Inspection Number:	5842510
Return To Compliance Date:	Not reported
Nov:	Not reported
Violation Classification:	Not reported
Underground Storage Tank Id:	Not reported
Container/Tank Id:	Not reported
Last Update:	2022-02-05T00:00:00.000
Inspection Date:	2018-03-01T13:31:00.000
Violation Code:	2030037 Failure to implement or maintain a written agreement between the UST owner and operator. 23 CCR 2620(b); HSC 6.7 25284(a)(3)(A-B)

Record ID:	DEH2002-HUPFP-105397
Permit Status:	Permit Renewed
Active Permit:	Y
Facility Id Number:	37-000-105397
Program Element:	Hazardous Materials Release Response Plans
Inspection Type:	Routine
Inspection Number:	5842510
Return To Compliance Date:	2018-03-22T00:00:00.000
Nov:	No
Violation Classification:	Minor
Underground Storage Tank Id:	Not reported
Container/Tank Id:	Not reported
Last Update:	2022-02-05T00:00:00.000
Inspection Date:	2018-03-01T13:31:00.000
Violation Code:	1010006 Failed to update HMBP in CERS within 30 days of a substantial change to any portion of the HMBP, including inventory changes or facility information. HSC 25508.1(a-f); 19 CCR 2654(d); SDCC

PUBLIC SER DEPT. CITY POWAY (Continued) **U003789230**

68.904(c)(6)

Record ID:	DEH2002-HUPFP-105397
Permit Status:	Permit Renewed
Active Permit:	Y
Facility Id Number:	37-000-105397
Program Element:	Underground Storage Tank
Inspection Type:	Routine
Inspection Number:	5842510
Return To Compliance Date:	Not reported
Nov:	Not reported
Violation Classification:	Not reported
Underground Storage Tank Id:	Not reported
Container/Tank Id:	Not reported
Last Update:	2022-02-05T00:00:00.000
Inspection Date:	2018-03-01T13:31:00.000
Violation Code:	2010014 Failure to have an approved UST Response Plan. 23 CCR 2632(d)(2), 2634(e), 2641(h)

Record ID:	DEH2002-HUPFP-105397
Permit Status:	Permit Renewed
Active Permit:	Y
Facility Id Number:	37-000-105397
Program Element:	Underground Storage Tank
Inspection Type:	Routine
Inspection Number:	5255352
Return To Compliance Date:	2016-03-03T00:00:00.000
Nov:	No
Violation Classification:	Class II
Underground Storage Tank Id:	19448
Container/Tank Id:	Not reported
Last Update:	2022-02-05T00:00:00.000
Inspection Date:	2016-03-03T12:01:26.000
Violation Code:	2030003 (RD) Failure of the leak detection equipment to have an audible and visual alarm as required. 23 CCR 2632, 2634, 2636, 2666

Record ID:	DEH2002-HUPFP-105397
Permit Status:	Permit Renewed
Active Permit:	Y
Facility Id Number:	37-000-105397
Program Element:	Underground Storage Tank
Inspection Type:	Routine
Inspection Number:	6102711
Return To Compliance Date:	2019-03-25T00:00:00.000
Nov:	No
Violation Classification:	Not reported
Underground Storage Tank Id:	19448
Container/Tank Id:	Not reported
Last Update:	2022-02-05T00:00:00.000
Inspection Date:	2019-03-01T00:00:00.000
Violation Code:	2060020 (TCR 9a) Failure to meet one or more of the following requirements: Install or maintain a liquid-tight spill container. Have a minimum capacity of 5 gallons. Have a functional drain valve or other method for the removal of liquid from the spill container. Be resistant to galvanic corrosion. Perform a tightness test at installation, every 12 months thereafter, or within 30 days after a repair to the spill container, tested using applicable manufacturer

PUBLIC SER DEPT. CITY POWAY (Continued) **U003789230**

guidelines, industry codes, engineering standards, or a method approved by a professional engineer. Tested by a certified UST service technician. Maintain records of spill containment testing for 36 months. 23 CCR 2635(b), 2637.1(a-c), 2665(a-b), 2712(b)(1)(F); HSC 25284.2

UST DTL:

Record ID:	DEH2002-HUPFP-105397
Permit Status:	Permit Renewed
Active Permit:	Y
Facility Id Number:	37-000-105397
Facility Type (Ust Facility):	Motor Vehicle Fueling
Tank Owner Name:	City of Poway
Tankid:	19448
Tank Status:	Active
Date Ust Permanently Closed:	Not reported
Tank Use:	Motor Vehicle Fueling
Piping System Type:	Pressure
Last Updated:	2022-02-05T02:31:57.000
Tank Capacityin Gallons:	6000
Tank Contents:	Regular Unleaded
Type Of Tank:	Double Wall

Record ID:	DEH2002-HUPFP-105397
Permit Status:	Permit Renewed
Active Permit:	Y
Facility Id Number:	37-000-105397
Facility Type (Ust Facility):	Motor Vehicle Fueling
Tank Owner Name:	City of Poway
Tankid:	19449
Tank Status:	Active
Date Ust Permanently Closed:	Not reported
Tank Use:	Motor Vehicle Fueling
Piping System Type:	Pressure
Last Updated:	2022-02-05T02:31:57.000
Tank Capacityin Gallons:	4000
Tank Contents:	Diesel
Type Of Tank:	Double Wall

Waste and Materials:

Record ID:	DEH2002-HUPFP-105397
Permit Status:	Permit Renewed
Active Permit:	Y
Child Record Id:	DEH2017-HCHEM-0131587
Trade Secret:	N
Hazardous Material Type:	Pure
Last Updated:	2018-01-27T02:32:10.000
Chemical Name:	CARBON DIOXIDE GAS
Common Name:	CARBON DIOXIDE GAS
Case Number:	124-38-9

Record ID:	DEH2002-HUPFP-105397
Permit Status:	Permit Renewed
Active Permit:	Y
Child Record Id:	DEH2017-HCHEM-0131589
Trade Secret:	N

PUBLIC SER DEPT. CITY POWAY (Continued) **U003789230**

Hazardous Material Type: Pure
Last Updated: 2018-01-27T02:32:10.000
Chemical Name: OXYGEN GAS
Common Name: OXYGEN GAS
Case Number: 7782-44-7

Record ID: DEH2002-HUPFP-105397
Permit Status: Permit Renewed
Active Permit: Y
Child Record Id: DEH2017-HCHEM-0131590
Trade Secret: N
Hazardous Material Type: Pure
Last Updated: 2018-01-27T02:32:10.000
Chemical Name: ACETYLENE GAS
Common Name: ACETYLENE GAS
Case Number: 74-86-2

Record ID: DEH2002-HUPFP-105397
Permit Status: Permit Renewed
Active Permit: Y
Child Record Id: DEH2017-HCHEM-0131591
Trade Secret: N
Hazardous Material Type: Mixture
Last Updated: 2018-01-27T02:32:10.000
Chemical Name: PETROLEUM HYDROCARBON
Common Name: REGULAR UNLEADED GASOLINE
Case Number: SEE BELOW

Record ID: DEH2002-HUPFP-105397
Permit Status: Permit Renewed
Active Permit: Y
Child Record Id: DEH2017-HWAST-0109985
Trade Secret: N
Hazardous Material Type: Not reported
Last Updated: 2018-01-27T02:32:10.000
Chemical Name: WASTE 343 UNSPEC ORGANIC LIQUID MIXTURE
Common Name: WASTE TAR
Case Number: Not reported

Record ID: DEH2002-HUPFP-105397
Permit Status: Permit Renewed
Active Permit: Y
Child Record Id: DEH2017-HWAST-0109989
Trade Secret: N
Hazardous Material Type: Not reported
Last Updated: 2018-01-27T02:32:10.000
Chemical Name: WASTE 291 LATEX WASTE
Common Name: WASTE TRAFFIC PAINT
Case Number: Not reported

Record ID: DEH2002-HUPFP-105397
Permit Status: Permit Renewed
Active Permit: Y
Child Record Id: DEH2019-HCHEM-0208735
Trade Secret: N
Hazardous Material Type: Mixture
Last Updated: 2020-01-29T02:36:20.000

PUBLIC SER DEPT. CITY POWAY (Continued) **U003789230**

Chemical Name: Lubricating Oils and ATF
Common Name: Lubricating Oils
Case Number: Not reported

Record ID: DEH2002-HUPFP-105397
Permit Status: Permit Renewed
Active Permit: Y
Child Record Id: DEH2019-HCHEM-0208736
Trade Secret: N
Hazardous Material Type: Pure
Last Updated: 2020-01-29T02:36:20.000
Chemical Name: Diesel Fuel
Common Name: Diesel Fuel-AST
Case Number: 68334-30-5

Record ID: DEH2002-HUPFP-105397
Permit Status: Permit Renewed
Active Permit: Y
Child Record Id: DEH2019-HCHEM-0208737
Trade Secret: N
Hazardous Material Type: Pure
Last Updated: 2020-01-29T02:36:20.000
Chemical Name: Disinfectant
Common Name: Sani Solution
Case Number: Not reported

Record ID: DEH2002-HUPFP-105397
Permit Status: Permit Renewed
Active Permit: Y
Child Record Id: DEH2019-HWAST-0181133
Trade Secret: N
Hazardous Material Type: Not reported
Last Updated: 2020-01-29T02:36:20.000
Chemical Name: WASTE 343 UNSPEC ORGANIC LIQUID MIXTURE
Common Name: Asphalt Emulsion Waste
Case Number: Not reported

Record ID: DEH2002-HUPFP-105397
Permit Status: Permit Renewed
Active Permit: Y
Child Record Id: DEH2019-HWAST-0181135
Trade Secret: N
Hazardous Material Type: Not reported
Last Updated: 2020-01-29T02:36:20.000
Chemical Name: Waste Oil
Common Name: Waste Oil
Case Number: Not reported

Record ID: DEH2002-HUPFP-105397
Permit Status: Permit Renewed
Active Permit: Y
Child Record Id: DEH2018-HWAST-0153641
Trade Secret: N
Hazardous Material Type: Not reported
Last Updated: 2018-10-25T21:29:27.000
Chemical Name: WASTE 343 UNSPEC ORGANIC LIQUID MIXTURE
Common Name: Waste Antifreeze

PUBLIC SER DEPT. CITY POWAY (Continued) **U003789230**

Case Number: Not reported

Record ID: DEH2002-HUPFP-105397
Permit Status: Permit Renewed
Active Permit: Y
Child Record Id: DEH2018-HWAST-0153642
Trade Secret: N
Hazardous Material Type: Not reported
Last Updated: 2018-10-25T21:29:27.000
Chemical Name: Waste Oil
Common Name: Waste Oil
Case Number: Not reported

Record ID: DEH2002-HUPFP-105397
Permit Status: Permit Renewed
Active Permit: Y
Child Record Id: DEH2018-HWAST-0153643
Trade Secret: N
Hazardous Material Type: Not reported
Last Updated: 2018-10-25T21:29:27.000
Chemical Name: WASTE 135 UNSPECIFIED AQUEOUS SOL'N
Common Name: Oily Water Waste
Case Number: Not reported

Record ID: DEH2002-HUPFP-105397
Permit Status: Permit Renewed
Active Permit: Y
Child Record Id: DEH2018-HWAST-0153644
Trade Secret: N
Hazardous Material Type: Not reported
Last Updated: 2018-10-25T21:29:27.000
Chemical Name: WASTE 291 LATEX WASTE
Common Name: Waste Traffic Paint
Case Number: Not reported

Record ID: DEH2002-HUPFP-105397
Permit Status: Permit Renewed
Active Permit: Y
Child Record Id: DEH2018-HWAST-0153645
Trade Secret: N
Hazardous Material Type: Not reported
Last Updated: 2018-10-25T21:29:27.000
Chemical Name: Used Spill Kit and Used Fuel Filters
Common Name: Fuel Contaminated Waste Absorbent & Used Fuel Filters (HAZWASTE)
Case Number: Not reported

Record ID: DEH2002-HUPFP-105397
Permit Status: Permit Renewed
Active Permit: Y
Child Record Id: DEH2021-HCHEM-0289126
Trade Secret: N
Hazardous Material Type: Mixture
Last Updated: 2022-02-05T02:31:57.000
Chemical Name: Diesel Fuel
Common Name: Diesel Fuel-UST
Case Number: Not reported

PUBLIC SER DEPT. CITY POWAY (Continued) **U003789230**

Record ID:	DEH2002-HUPFP-105397
Permit Status:	Permit Renewed
Active Permit:	Y
Child Record Id:	DEH2021-HWAST-0257980
Trade Secret:	N
Hazardous Material Type:	Not reported
Last Updated:	2022-02-05T02:31:57.000
Chemical Name:	Used Spill Kit and Used Fuel Filters
Common Name:	Fuel Contaminated Waste Absorbent & Used Fuel Filters (HAZWASTE)
Case Number:	Not reported

Record ID:	DEH2002-HUPFP-105397
Permit Status:	Permit Renewed
Active Permit:	Y
Child Record Id:	DEH2018-HCHEM-0179185
Trade Secret:	N
Hazardous Material Type:	Mixture
Last Updated:	2018-10-25T21:29:27.000
Chemical Name:	Diesel Fuel
Common Name:	Diesel Fuel-UST
Case Number:	Not reported

Record ID:	DEH2002-HUPFP-105397
Permit Status:	Permit Renewed
Active Permit:	Y
Child Record Id:	DEH2018-HCHEM-0179186
Trade Secret:	N
Hazardous Material Type:	Pure
Last Updated:	2018-10-25T21:29:27.000
Chemical Name:	Oxygen Gas
Common Name:	Oxygen Gas
Case Number:	7782-44-7

Record ID:	DEH2002-HUPFP-105397
Permit Status:	Permit Renewed
Active Permit:	Y
Child Record Id:	DEH2018-HCHEM-0179187
Trade Secret:	N
Hazardous Material Type:	Pure
Last Updated:	2018-10-25T21:29:27.000
Chemical Name:	Acetylene Gas
Common Name:	Acetylene Gas
Case Number:	74-86-2

Record ID:	DEH2002-HUPFP-105397
Permit Status:	Permit Renewed
Active Permit:	Y
Child Record Id:	DEH2018-HCHEM-0179188
Trade Secret:	N
Hazardous Material Type:	Mixture
Last Updated:	2018-10-25T21:29:27.000
Chemical Name:	PETROLEUM HYDROCARBON
Common Name:	Regular Unleaded Gasoline-UST
Case Number:	Not reported

Record ID:	DEH2002-HUPFP-105397
Permit Status:	Permit Renewed

PUBLIC SER DEPT. CITY POWAY (Continued) **U003789230**

Active Permit: Y
Child Record Id: DEH2018-HCHEM-0179189
Trade Secret: N
Hazardous Material Type: Mixture
Last Updated: 2018-10-25T21:29:27.000
Chemical Name: Lubricating Oils and ATF
Common Name: Lubricating Oils
Case Number: Not reported

Record ID: DEH2002-HUPFP-105397
Permit Status: Permit Renewed
Active Permit: Y
Child Record Id: DEH2018-HCHEM-0179190
Trade Secret: N
Hazardous Material Type: Pure
Last Updated: 2018-10-25T21:29:27.000
Chemical Name: Diesel Fuel
Common Name: Diesel Fuel-AST
Case Number: 68334-30-5

Record ID: DEH2002-HUPFP-105397
Permit Status: Permit Renewed
Active Permit: Y
Child Record Id: DEH2018-HWAST-0153640
Trade Secret: N
Hazardous Material Type: Not reported
Last Updated: 2018-10-25T21:29:27.000
Chemical Name: WASTE 343 UNSPEC ORGANIC LIQUID MIXTURE
Common Name: Asphalt Emulsion Waste
Case Number: Not reported

Record ID: DEH2002-HUPFP-105397
Permit Status: Permit Renewed
Active Permit: Y
Child Record Id: DEH2020-HCHEM-0265248
Trade Secret: N
Hazardous Material Type: Pure
Last Updated: 2021-02-06T02:37:32.000
Chemical Name: Oxygen Gas
Common Name: Oxygen Gas
Case Number: 7782-44-7

Record ID: DEH2002-HUPFP-105397
Permit Status: Permit Renewed
Active Permit: Y
Child Record Id: DEH2020-HCHEM-0265249
Trade Secret: N
Hazardous Material Type: Pure
Last Updated: 2021-02-06T02:37:32.000
Chemical Name: Acetylene Gas
Common Name: Acetylene Gas
Case Number: 74-86-2

Record ID: DEH2002-HUPFP-105397
Permit Status: Permit Renewed
Active Permit: Y
Child Record Id: DEH2020-HCHEM-0265253

PUBLIC SER DEPT. CITY POWAY (Continued) **U003789230**

Trade Secret: N
Hazardous Material Type: Pure
Last Updated: 2021-02-06T02:37:32.000
Chemical Name: Disinfectant
Common Name: Sani Solution
Case Number: Not reported

Record ID: DEH2002-HUPFP-105397
Permit Status: Permit Renewed
Active Permit: Y
Child Record Id: DEH2020-HCHEM-0265254
Trade Secret: N
Hazardous Material Type: Pure
Last Updated: 2021-02-06T02:37:32.000
Chemical Name: Isopropyl Alcohol
Common Name: Isopropyl Alcohol-Hand Sanitizer
Case Number: 67-63-0

Record ID: DEH2002-HUPFP-105397
Permit Status: Permit Renewed
Active Permit: Y
Child Record Id: DEH2020-HWAST-0235636
Trade Secret: N
Hazardous Material Type: Not reported
Last Updated: 2021-02-06T02:37:32.000
Chemical Name: WASTE 343 UNSPEC ORGANIC LIQUID MIXTURE
Common Name: Asphalt Emulsion Waste
Case Number: Not reported

Record ID: DEH2002-HUPFP-105397
Permit Status: Permit Renewed
Active Permit: Y
Child Record Id: DEH2020-HWAST-0235637
Trade Secret: N
Hazardous Material Type: Not reported
Last Updated: 2021-02-06T02:37:32.000
Chemical Name: WASTE 343 UNSPEC ORGANIC LIQUID MIXTURE
Common Name: Waste Antifreeze
Case Number: Not reported

Record ID: DEH2002-HUPFP-105397
Permit Status: Permit Renewed
Active Permit: Y
Child Record Id: DEH2020-HWAST-0235638
Trade Secret: N
Hazardous Material Type: Not reported
Last Updated: 2021-02-06T02:37:32.000
Chemical Name: Waste Oil
Common Name: Waste Oil
Case Number: Not reported

Record ID: DEH2002-HUPFP-105397
Permit Status: Permit Renewed
Active Permit: Y
Child Record Id: DEH2020-HWAST-0235639
Trade Secret: N
Hazardous Material Type: Not reported

PUBLIC SER DEPT. CITY POWAY (Continued) **U003789230**

Last Updated: 2021-02-06T02:37:32.000
Chemical Name: WASTE 135 UNSPECIFIED AQUEOUS SOL'N
Common Name: Oily Water Waste
Case Number: Not reported

Record ID: DEH2002-HUPFP-105397
Permit Status: Permit Renewed
Active Permit: Y
Child Record Id: DEH2020-HWAST-0226183
Trade Secret: N
Hazardous Material Type: Not reported
Last Updated: 2020-03-20T14:50:35.000
Chemical Name: WASTE 135 UNSPECIFIED AQUEOUS SOL'N
Common Name: Oily Water Waste
Case Number: Not reported

Record ID: DEH2002-HUPFP-105397
Permit Status: Permit Renewed
Active Permit: Y
Child Record Id: DEH2017-HCHEM-0131592
Trade Secret: N
Hazardous Material Type: Mixture
Last Updated: 2018-01-27T02:32:10.000
Chemical Name: COMPRESSED GAS N.O.S.
Common Name: COMPRESSED GAS N.O.S.
Case Number: NOT AVAILABLE

Record ID: DEH2002-HUPFP-105397
Permit Status: Permit Renewed
Active Permit: Y
Child Record Id: DEH2017-HCHEM-0131593
Trade Secret: N
Hazardous Material Type: Mixture
Last Updated: 2018-01-27T02:32:10.000
Chemical Name: LUBRICATION OILS
Common Name: LUBRICATION OILS
Case Number: SEE BELOW

Record ID: DEH2002-HUPFP-105397
Permit Status: Permit Renewed
Active Permit: Y
Child Record Id: DEH2020-HCHEM-0265247
Trade Secret: N
Hazardous Material Type: Mixture
Last Updated: 2021-02-06T02:37:32.000
Chemical Name: Diesel Fuel
Common Name: Diesel Fuel-UST
Case Number: Not reported

Record ID: DEH2002-HUPFP-105397
Permit Status: Permit Renewed
Active Permit: Y
Child Record Id: DEH2020-HCHEM-0265250
Trade Secret: N
Hazardous Material Type: Mixture
Last Updated: 2021-02-06T02:37:32.000
Chemical Name: PETROLEUM HYDROCARBON

PUBLIC SER DEPT. CITY POWAY (Continued) **U003789230**

Common Name: Regular Unleaded Gasoline-UST
Case Number: Not reported

Record ID: DEH2002-HUPFP-105397
Permit Status: Permit Renewed
Active Permit: Y
Child Record Id: DEH2020-HCHEM-0265251
Trade Secret: N
Hazardous Material Type: Mixture
Last Updated: 2021-02-06T02:37:32.000
Chemical Name: Lubricating Oils and ATF
Common Name: Lubricating Oils
Case Number: Not reported

Record ID: DEH2002-HUPFP-105397
Permit Status: Permit Renewed
Active Permit: Y
Child Record Id: DEH2020-HCHEM-0265252
Trade Secret: N
Hazardous Material Type: Pure
Last Updated: 2021-02-06T02:37:32.000
Chemical Name: Diesel Fuel
Common Name: Diesel Fuel-AST
Case Number: 68334-30-5

Record ID: DEH2002-HUPFP-105397
Permit Status: Permit Renewed
Active Permit: Y
Child Record Id: DEH2020-HWAST-0235640
Trade Secret: N
Hazardous Material Type: Not reported
Last Updated: 2021-02-06T02:37:32.000
Chemical Name: Used Spill Kit and Used Fuel Filters
Common Name: Fuel Contaminated Waste Absorbent & Used Fuel Filters (HAZWASTE)
Case Number: Not reported

Record ID: DEH2002-HUPFP-105397
Permit Status: Permit Renewed
Active Permit: Y
Child Record Id: DEH2019-HWAST-0181134
Trade Secret: N
Hazardous Material Type: Not reported
Last Updated: 2020-01-29T02:36:20.000
Chemical Name: WASTE 343 UNSPEC ORGANIC LIQUID MIXTURE
Common Name: Waste Antifreeze
Case Number: Not reported

Record ID: DEH2002-HUPFP-105397
Permit Status: Permit Renewed
Active Permit: Y
Child Record Id: DEH2019-HWAST-0181136
Trade Secret: N
Hazardous Material Type: Not reported
Last Updated: 2020-01-29T02:36:20.000
Chemical Name: WASTE 135 UNSPECIFIED AQUEOUS SOL'N
Common Name: Oily Water Waste
Case Number: Not reported

PUBLIC SER DEPT. CITY POWAY (Continued) **U003789230**

Record ID:	DEH2002-HUPFP-105397
Permit Status:	Permit Renewed
Active Permit:	Y
Child Record Id:	DEH2019-HWAST-0181137
Trade Secret:	N
Hazardous Material Type:	Not reported
Last Updated:	2020-01-29T02:36:20.000
Chemical Name:	Used Spill Kit and Used Fuel Filters
Common Name:	Fuel Contaminated Waste Absorbent & Used Fuel Filters (HAZWASTE)
Case Number:	Not reported

Record ID:	DEH2002-HUPFP-105397
Permit Status:	Permit Renewed
Active Permit:	Y
Child Record Id:	DEH2020-HWAST-0226180
Trade Secret:	N
Hazardous Material Type:	Not reported
Last Updated:	2020-03-20T14:50:35.000
Chemical Name:	WASTE 343 UNSPEC ORGANIC LIQUID MIXTURE
Common Name:	Asphalt Emulsion Waste
Case Number:	Not reported

Record ID:	DEH2002-HUPFP-105397
Permit Status:	Permit Renewed
Active Permit:	Y
Child Record Id:	DEH2020-HWAST-0226181
Trade Secret:	N
Hazardous Material Type:	Not reported
Last Updated:	2020-03-20T14:50:35.000
Chemical Name:	WASTE 343 UNSPEC ORGANIC LIQUID MIXTURE
Common Name:	Waste Antifreeze
Case Number:	Not reported

Record ID:	DEH2002-HUPFP-105397
Permit Status:	Permit Renewed
Active Permit:	Y
Child Record Id:	DEH2020-HWAST-0226182
Trade Secret:	N
Hazardous Material Type:	Not reported
Last Updated:	2020-03-20T14:50:35.000
Chemical Name:	Waste Oil
Common Name:	Waste Oil
Case Number:	Not reported

Record ID:	DEH2002-HUPFP-105397
Permit Status:	Permit Renewed
Active Permit:	Y
Child Record Id:	DEH2019-HCHEM-0208731
Trade Secret:	N
Hazardous Material Type:	Mixture
Last Updated:	2020-01-29T02:36:20.000
Chemical Name:	Diesel Fuel
Common Name:	Diesel Fuel-UST
Case Number:	Not reported

Record ID:	DEH2002-HUPFP-105397
Permit Status:	Permit Renewed

PUBLIC SER DEPT. CITY POWAY (Continued) **U003789230**

Active Permit: Y
Child Record Id: DEH2019-HCHEM-0208732
Trade Secret: N
Hazardous Material Type: Pure
Last Updated: 2020-01-29T02:36:20.000
Chemical Name: Oxygen Gas
Common Name: Oxygen Gas
Case Number: 7782-44-7

Record ID: DEH2002-HUPFP-105397
Permit Status: Permit Renewed
Active Permit: Y
Child Record Id: DEH2019-HCHEM-0208733
Trade Secret: N
Hazardous Material Type: Pure
Last Updated: 2020-01-29T02:36:20.000
Chemical Name: Acetylene Gas
Common Name: Acetylene Gas
Case Number: 74-86-2

Record ID: DEH2002-HUPFP-105397
Permit Status: Permit Renewed
Active Permit: Y
Child Record Id: DEH2019-HCHEM-0208734
Trade Secret: N
Hazardous Material Type: Mixture
Last Updated: 2020-01-29T02:36:20.000
Chemical Name: PETROLEUM HYDROCARBON
Common Name: Regular Unleaded Gasoline-UST
Case Number: Not reported

Record ID: DEH2002-HUPFP-105397
Permit Status: Permit Renewed
Active Permit: Y
Child Record Id: DEH2017-HCHEM-0131588
Trade Secret: N
Hazardous Material Type: Mixture
Last Updated: 2018-01-27T02:32:10.000
Chemical Name: PETROLEUM HYDROCARBON DISTILLATE
Common Name: DIESEL FUEL
Case Number: SEE BELOW

Record ID: DEH2002-HUPFP-105397
Permit Status: Permit Renewed
Active Permit: Y
Child Record Id: DEH2017-HWAST-0109986
Trade Secret: N
Hazardous Material Type: Not reported
Last Updated: 2018-01-27T02:32:10.000
Chemical Name: WASTE 343 UNSPEC ORGANIC LIQUID MIXTURE
Common Name: WASTE COOLANT (ANTIFREEZE)
Case Number: Not reported

Record ID: DEH2002-HUPFP-105397
Permit Status: Permit Renewed
Active Permit: Y
Child Record Id: DEH2017-HWAST-0109987

PUBLIC SER DEPT. CITY POWAY (Continued) **U003789230**

Trade Secret: N
Hazardous Material Type: Not reported
Last Updated: 2018-01-27T02:32:10.000
Chemical Name: WASTE 221 WASTE OIL & MIXED OIL
Common Name: WASTE OIL
Case Number: Not reported

Record ID: DEH2002-HUPFP-105397
Permit Status: Permit Renewed
Active Permit: Y
Child Record Id: DEH2017-HWAST-0109988
Trade Secret: N
Hazardous Material Type: Not reported
Last Updated: 2018-01-27T02:32:10.000
Chemical Name: WASTE 135 UNSPECIFIED AQUEOUS SOL'N
Common Name: WASTE OILY WATER
Case Number: Not reported

Record ID: DEH2002-HUPFP-105397
Permit Status: Permit Renewed
Active Permit: Y
Child Record Id: DEH2020-HCHEM-0255911
Trade Secret: N
Hazardous Material Type: Mixture
Last Updated: 2020-03-20T14:50:35.000
Chemical Name: Diesel Fuel
Common Name: Diesel Fuel-UST
Case Number: Not reported

Record ID: DEH2002-HUPFP-105397
Permit Status: Permit Renewed
Active Permit: Y
Child Record Id: DEH2020-HCHEM-0255912
Trade Secret: N
Hazardous Material Type: Pure
Last Updated: 2020-03-20T14:50:35.000
Chemical Name: Oxygen Gas
Common Name: Oxygen Gas
Case Number: 7782-44-7

Record ID: DEH2002-HUPFP-105397
Permit Status: Permit Renewed
Active Permit: Y
Child Record Id: DEH2020-HCHEM-0255913
Trade Secret: N
Hazardous Material Type: Pure
Last Updated: 2020-03-20T14:50:35.000
Chemical Name: Acetylene Gas
Common Name: Acetylene Gas
Case Number: 74-86-2

Record ID: DEH2002-HUPFP-105397
Permit Status: Permit Renewed
Active Permit: Y
Child Record Id: DEH2020-HCHEM-0255914
Trade Secret: N
Hazardous Material Type: Mixture

PUBLIC SER DEPT. CITY POWAY (Continued) **U003789230**

Last Updated: 2020-03-20T14:50:35.000
Chemical Name: PETROLEUM HYDROCARBON
Common Name: Regular Unleaded Gasoline-UST
Case Number: Not reported

Record ID: DEH2002-HUPFP-105397
Permit Status: Permit Renewed
Active Permit: Y
Child Record Id: DEH2020-HCHEM-0255915
Trade Secret: N
Hazardous Material Type: Mixture
Last Updated: 2020-03-20T14:50:35.000
Chemical Name: Lubricating Oils and ATF
Common Name: Lubricating Oils
Case Number: Not reported

Record ID: DEH2002-HUPFP-105397
Permit Status: Permit Renewed
Active Permit: Y
Child Record Id: DEH2020-HCHEM-0255916
Trade Secret: N
Hazardous Material Type: Pure
Last Updated: 2020-03-20T14:50:35.000
Chemical Name: Diesel Fuel
Common Name: Diesel Fuel-AST
Case Number: 68334-30-5

Record ID: DEH2002-HUPFP-105397
Permit Status: Permit Renewed
Active Permit: Y
Child Record Id: DEH2020-HCHEM-0255917
Trade Secret: N
Hazardous Material Type: Pure
Last Updated: 2020-03-20T14:50:35.000
Chemical Name: Disinfectant
Common Name: Sani Solution
Case Number: Not reported

Record ID: DEH2002-HUPFP-105397
Permit Status: Permit Renewed
Active Permit: Y
Child Record Id: DEH2020-HWAST-0226184
Trade Secret: N
Hazardous Material Type: Not reported
Last Updated: 2020-03-20T14:50:35.000
Chemical Name: Used Spill Kit and Used Fuel Filters
Common Name: Fuel Contaminated Waste Absorbent & Used Fuel Filters (HAZWASTE)
Case Number: Not reported

Record ID: DEH2002-HUPFP-105397
Permit Status: Permit Renewed
Active Permit: Y
Child Record Id: DEH2021-HCHEM-0289127
Trade Secret: N
Hazardous Material Type: Pure
Last Updated: 2022-02-05T02:31:57.000
Chemical Name: Oxygen Gas

PUBLIC SER DEPT. CITY POWAY (Continued) **U003789230**

Common Name: Oxygen Gas
Case Number: 7782-44-7

Record ID: DEH2002-HUPFP-105397
Permit Status: Permit Renewed
Active Permit: Y
Child Record Id: DEH2021-HCHEM-0289128
Trade Secret: N
Hazardous Material Type: Pure
Last Updated: 2022-02-05T02:31:57.000
Chemical Name: Acetylene Gas
Common Name: Acetylene Gas
Case Number: 74-86-2

Record ID: DEH2002-HUPFP-105397
Permit Status: Permit Renewed
Active Permit: Y
Child Record Id: DEH2021-HCHEM-0289129
Trade Secret: N
Hazardous Material Type: Mixture
Last Updated: 2022-02-05T02:31:57.000
Chemical Name: PETROLEUM HYDROCARBON
Common Name: Regular Unleaded Gasoline-UST
Case Number: Not reported

Record ID: DEH2002-HUPFP-105397
Permit Status: Permit Renewed
Active Permit: Y
Child Record Id: DEH2021-HCHEM-0289130
Trade Secret: N
Hazardous Material Type: Mixture
Last Updated: 2022-02-05T02:31:57.000
Chemical Name: Lubricating Oils and ATF
Common Name: Lubricating Oils
Case Number: Not reported

Record ID: DEH2002-HUPFP-105397
Permit Status: Permit Renewed
Active Permit: Y
Child Record Id: DEH2021-HCHEM-0289131
Trade Secret: N
Hazardous Material Type: Pure
Last Updated: 2022-02-05T02:31:57.000
Chemical Name: Diesel Fuel
Common Name: Diesel Fuel-AST
Case Number: 68334-30-5

Record ID: DEH2002-HUPFP-105397
Permit Status: Permit Renewed
Active Permit: Y
Child Record Id: DEH2021-HCHEM-0289132
Trade Secret: N
Hazardous Material Type: Pure
Last Updated: 2022-02-05T02:31:57.000
Chemical Name: Disinfectant
Common Name: Sani Solution
Case Number: Not reported

PUBLIC SER DEPT. CITY POWAY (Continued) **U003789230**

Record ID:	DEH2002-HUPFP-105397
Permit Status:	Permit Renewed
Active Permit:	Y
Child Record Id:	DEH2021-HCHEM-0289133
Trade Secret:	N
Hazardous Material Type:	Pure
Last Updated:	2022-02-05T02:31:57.000
Chemical Name:	Isopropyl Alcohol
Common Name:	Isopropyl Alcohol-Hand Sanitizer
Case Number:	67-63-0

Record ID:	DEH2002-HUPFP-105397
Permit Status:	Permit Renewed
Active Permit:	Y
Child Record Id:	DEH2021-HWAST-0257976
Trade Secret:	N
Hazardous Material Type:	Not reported
Last Updated:	2022-02-05T02:31:57.000
Chemical Name:	WASTE 343 UNSPEC ORGANIC LIQUID MIXTURE
Common Name:	Asphalt Emulsion Waste
Case Number:	Not reported

Record ID:	DEH2002-HUPFP-105397
Permit Status:	Permit Renewed
Active Permit:	Y
Child Record Id:	DEH2021-HWAST-0257977
Trade Secret:	N
Hazardous Material Type:	Not reported
Last Updated:	2022-02-05T02:31:57.000
Chemical Name:	WASTE 343 UNSPEC ORGANIC LIQUID MIXTURE
Common Name:	Waste Antifreeze
Case Number:	Not reported

Record ID:	DEH2002-HUPFP-105397
Permit Status:	Permit Renewed
Active Permit:	Y
Child Record Id:	DEH2021-HWAST-0257978
Trade Secret:	N
Hazardous Material Type:	Not reported
Last Updated:	2022-02-05T02:31:57.000
Chemical Name:	Waste Oil
Common Name:	Waste Oil
Case Number:	Not reported

Record ID:	DEH2002-HUPFP-105397
Permit Status:	Permit Renewed
Active Permit:	Y
Child Record Id:	DEH2021-HWAST-0257979
Trade Secret:	N
Hazardous Material Type:	Not reported
Last Updated:	2022-02-05T02:31:57.000
Chemical Name:	WASTE 135 UNSPECIFIED AQUEOUS SOL'N
Common Name:	Oily Water Waste
Case Number:	Not reported

Name: PUBLIC WORKS DEPT CITY POWAY

PUBLIC SER DEPT. CITY POWAY (Continued) **U003789230**

Address:	14415 LAKE POWAY RD
City,State,Zip:	POWAY, CA 92064
Permit Number:	105397
Business Type:	6HK24
EPA Id Number:	CAL000036102
APN:	278-431-36-00
Last HMMD Inspection:	03/14/2012
Facility Telephone:	858-668-4745
Permit Status:	OPEN
Permit Expiration:	02/28/2013
Date Last Updated:	11/02/2012
Facility Owner:	CITY OF POWAY
Facility Mailing Address:	PO BOX 789
Facility Mailing City:	POWAY
Facility Mailing State:	CA
Facility Mailing Zip:	92074-0789
UST Owner:	TONY BOWERS
Handle Regulated Hazmat:	Y
Own Or Operate UST:	Y
Subject To APSA:	Not reported
Generate Haz Waste:	Y
Treat Haz Waste:	Not reported
Generate Medical Waste:	Not reported

Inventory Active Permits (not SQG Medical):

Permit Number:	105397
Update Date:	11/02/2012
Case Number:	74-86-2
Name:	ACETYLENE GAS
Other Information:	Not reported
Material Waste:	Material
Hazardous Categories 1:	FIRE
Hazardous Categories 2:	PRESSURE RELEASE

Permit Number:	105397
Update Date:	11/02/2012
Case Number:	124-38-9
Name:	CARBON DIOXIDE GAS
Other Information:	Not reported
Material Waste:	Material
Hazardous Categories 1:	FIRE
Hazardous Categories 2:	PRESSURE RELEASE

Permit Number:	105397
Update Date:	11/02/2012
Case Number:	68476-34-6
Name:	DIESEL FUEL
Other Information:	Not reported
Material Waste:	Material
Hazardous Categories 1:	FIRE
Hazardous Categories 2:	Not reported

Permit Number:	105397
Update Date:	11/02/2012
Case Number:	68476-34-6
Name:	DIESEL FUEL
Other Information:	UNDERGROUND TANK 105397 T003
Material Waste:	Material

PUBLIC SER DEPT. CITY POWAY (Continued) **U003789230**

Hazardous Categories 1: FIRE
Hazardous Categories 2: ACUTE

Permit Number: 105397
Update Date: 11/02/2012
Case Number: Not reported
Name: MOTOR OILS
Other Information: (85 X4 ASTS) LUBRICATING OILS
Material Waste: Material
Hazardous Categories 1: FIRE
Hazardous Categories 2: Not reported

Permit Number: 105397
Update Date: 11/02/2012
Case Number: 7782-44-7
Name: OXYGEN GAS
Other Information: Not reported
Material Waste: Material
Hazardous Categories 1: REACTIVE
Hazardous Categories 2: PRESSURE RELEASE

Permit Number: 105397
Update Date: 11/02/2012
Case Number: 8006-61-9
Name: REGULAR UNLEADED
Other Information: UNDERGROUND TANK 105397 T002
Material Waste: Material
Hazardous Categories 1: FIRE
Hazardous Categories 2: ACUTE

Permit Number: 105397
Update Date: 11/02/2012
Case Number: Not reported
Name: WASTE 135 UNSPECIFIED AQUEOUS SOL'N
Other Information: OILY WATER
Material Waste: Waste
Hazardous Categories 1: Not reported
Hazardous Categories 2: Not reported

Permit Number: 105397
Update Date: 11/02/2012
Case Number: Not reported
Name: WASTE 135 UNSPECIFIED AQUEOUS SOL'N
Other Information: PARTS WASHER
Material Waste: Waste
Hazardous Categories 1: Not reported
Hazardous Categories 2: Not reported

Permit Number: 105397
Update Date: 11/02/2012
Case Number: Not reported
Name: WASTE 221 WASTE OIL & MIXED OIL
Other Information: WASTE OIL
Material Waste: Waste
Hazardous Categories 1: Not reported
Hazardous Categories 2: Not reported

PUBLIC SER DEPT. CITY POWAY (Continued) **U003789230**

Permit Number: 105397
Update Date: 11/02/2012
Case Number: Not reported
Name: WASTE 291 LATEX WASTE
Other Information: WASTE TRAFFIC PAINT
Material Waste: Waste
Hazardous Categories 1: Not reported
Hazardous Categories 2: Not reported

Permit Number: 105397
Update Date: 11/02/2012
Case Number: Not reported
Name: WASTE 343 UNSPEC ORGANIC LIQUID MIXTURE
Other Information: WASTE ANTIFREEZE
Material Waste: Waste
Hazardous Categories 1: Not reported
Hazardous Categories 2: Not reported

Permit Number: 105397
Update Date: 11/02/2012
Case Number: Not reported
Name: WASTE 343 UNSPEC ORGANIC LIQUID MIXTURE
Other Information: WASTE TAR
Material Waste: Waste
Hazardous Categories 1: Not reported
Hazardous Categories 2: Not reported

Permit Number: 105397
Update Date: 11/02/2012
Case Number: Not reported
Name: WASTE 444 USED BATTERIES
Other Information: USED LEAD ACID BATTERIES- CAL STATE
Material Waste: Waste
Hazardous Categories 1: Not reported
Hazardous Categories 2: Not reported

Permit Number: 105397
Update Date: 11/02/2012
Case Number: Not reported
Name: WASTE 888 USED OIL FILTERS
Other Information: SPENT OIL FILTERS
Material Waste: Waste
Hazardous Categories 1: Not reported
Hazardous Categories 2: Not reported

Violations Active Permits:
Permit Number: 105397
Update Date: 11/02/2012
Inspection Date: 03/16/2011
Violation Code: 6HV3191
Violation: NO D.O. CERT/NOTIFICATION/CHANGE
Violation Citation: Designated Operator Notification/Change form not submitted and/or D.O. not ICC certified. 2715 (a)(b)
Activity: ACTIVE

Permit Number: 105397
Update Date: 11/02/2012

PUBLIC SER DEPT. CITY POWAY (Continued) **U003789230**

Inspection Date: 03/16/2011
Violation Code: 6HV3193
Violation: NO TRAINING/RECORD INCOMPLETE-NOT ONSITE
Violation Citation: Facility employee(s) are not trained, training records are incomplete, and/or not onsite. 2715(f)
Activity: ACTIVE

Permit Number: 105397
Update Date: 11/02/2012
Inspection Date: 03/13/2007
Violation Code: 6HV0225
Violation: ACCUMULATED HW>180 OR >270 DAYS
Violation Citation: Accumulated waste too long (>180 or 270 days). 66262.34(d), CFR 262.34(e)&(f), &/or 25201(a) [>90 days for AHW waste]
Activity: ACTIVE

Permit Number: 105397
Update Date: 11/02/2012
Inspection Date: 03/13/2007
Violation Code: 6HV0408
Violation: FAILED TO POST ER PLAN BY PHONE
Violation Citation: Small quantity generator of hazardous waste failed to post emergency response plan by phone. CFR 262.34(d)(5)(ii)
Activity: ACTIVE

Permit Number: 105397
Update Date: 11/02/2012
Inspection Date: 03/25/2009
Violation Code: 6HV3105
Violation: NO CURRENT FINANCIAL RESPONSIBILITY
Violation Citation: Current evidence of financial responsibility not available. 25292.2(a), 25299.33; 2809
Activity: ACTIVE

Permit Number: 105397
Update Date: 11/02/2012
Inspection Date: 03/29/2004
Violation Code: 6HV3105
Violation: NO CURRENT FINANCIAL RESPONSIBILITY
Violation Citation: Current evidence of financial responsibility not available. 25292.2(a), 25299.33; 2809
Activity: ACTIVE

UST:
UST Name: UNDERGROUND TANK 105397 T001
Last Update: 2012-11-02 14:17:38
Permit Number: 105397
Tank Type: SINGLE WALL
Additional Id: 4
Capacity Gallons: 550
UST Contents: LEADED
Other Content Info: LEADED
Reg Status: REMOVED
Remove Close Date: 1986-11-08 00:00:00
Year Installed: 1973-01-01 00:00:00
Pipe Type: Not reported
Delivery System: Not reported

PUBLIC SER DEPT. CITY POWAY (Continued) **U003789230**

Monitor Code: 90
UST Monitor Method: NO MONITORING ALTERNATIVE SELECTED. VERIFY AND ENTER MONITORING ALTERNATIVE DURING INSPECTION.

UST Name: UNDERGROUND TANK 105397 T002
Last Update: 2012-11-02 14:17:38
Permit Number: 105397
Tank Type: DOUBLE WALL
Additional Id: 001 UNLEADED GASOLINE RT2059, RT4595
Capacity Gallons: 6000
UST Contents: REGULAR UNLEADED
Other Content Info: REGULAR UNLEADED
Reg Status: ACTIVE
Remove Close Date: Not reported
Year Installed: 1987-01-01 00:00:00
Pipe Type: DOUBLE WALL
Delivery System: PRESSURE
Monitor Code: 31A
UST Monitor Method: DW TANK, DW PRESSURIZED PIPE W/ DRY TANK ANNULAR; POSITIVE SHUT-OFF & FAILSAFE, 3.0 LLD; UDC W/ POSITIVE SHUT-OFF

UST Name: UNDERGROUND TANK 105397 T003
Last Update: 2012-11-02 14:17:38
Permit Number: 105397
Tank Type: DOUBLE WALL
Additional Id: 002 DIESEL RT2059, RT4595
Capacity Gallons: 4000
UST Contents: DIESEL
Other Content Info: DIESEL
Reg Status: ACTIVE
Remove Close Date: Not reported
Year Installed: 1987-01-01 00:00:00
Pipe Type: DOUBLE WALL
Delivery System: PRESSURE
Monitor Code: 31A
UST Monitor Method: DW TANK, DW PRESSURIZED PIPE W/ DRY TANK ANNULAR; POSITIVE SHUT-OFF & FAILSAFE, 3.0 LLD; UDC W/ POSITIVE SHUT-OFF

CERS HAZ WASTE:
Name: CITY OF POWAY FLEET MAINTENANCE
Address: 14415 LAKE POWAY RD
City,State,Zip: POWAY, CA 92064
Site ID: 106282
CERS ID: 10374337
CERS Description: Hazardous Waste Generator

CERS TANKS:
Name: CITY OF POWAY FLEET MAINTENANCE
Address: 14415 LAKE POWAY RD
City,State,Zip: POWAY, CA 92064
Site ID: 106282
CERS ID: 10374337
CERS Description: Underground Storage Tank

PUBLIC SER DEPT. CITY POWAY (Continued) **U003789230**

CERS:

Name:	PUBLIC SER DEPT. CITY POWAY
Address:	14415 LAKE POWAY RD
City,State,Zip:	POWAY, CA 92064
Site ID:	246522
CERS ID:	T0607302955
CERS Description:	Cleanup Program Site
Name:	CITY OF POWAY FLEET MAINTENANCE
Address:	14415 LAKE POWAY RD
City,State,Zip:	POWAY, CA 92064
Site ID:	106282
CERS ID:	10374337
CERS Description:	Chemical Storage Facilities

Violations:

Site ID:	106282
Site Name:	City of Poway Fleet Maintenance
Violation Date:	03-01-2018
Citation:	HSC 6.95 25508.1(a)-(f) - California Health and Safety Code, Chapter 6.95, Section(s) 25508.1(a)-(f)
Violation Description:	Failure to electronically update business plan within 30 days of any one of the following events: A 100 percent or more increase in the quantity of a previously disclosed material. Any handling of a previously undisclosed hazardous materials at or above reportable quantities. A change of business address, business ownership, or business name. A substantial change in the handler's operations that requires modification to any portion of the business plan.
Violation Notes:	Returned to compliance on 03/22/2018. Inspection Sequence ID:5842510
Violation Division:	San Diego County Department of Env Health
Violation Program:	HMRRP
Violation Source:	CERS,
Site ID:	106282
Site Name:	City of Poway Fleet Maintenance
Violation Date:	03-01-2018
Citation:	23 CCR 16 2641(h) - California Code of Regulations, Title 23, Chapter 16, Section(s) 2641(h)
Violation Description:	Failure to have an approved UST Response Plan.
Violation Notes:	Returned to compliance on 03/22/2018. Inspection Sequence ID:5842510;Tank ID:19449,19448;Violation Description:Failure to have an approved UST Response Plan. 23 CCR 2632(d)(2), 2634(e), 2641(h)
Violation Division:	San Diego County Department of Env Health
Violation Program:	UST
Violation Source:	CERS,
Site ID:	106282
Site Name:	City of Poway Fleet Maintenance
Violation Date:	03-01-2018
Citation:	HSC 6.7 25284(a)(3)(A)&(B) - California Health and Safety Code, Chapter 6.7, Section(s) 25284(a)(3)(A)&(B)
Violation Description:	Failure to implement or maintain a written agreement between the UST owner and operator.
Violation Notes:	Returned to compliance on 03/22/2018. Inspection Sequence ID:5842510;Tank ID:19449,19448;Violation Description:Failure to implement or maintain a written agreement between the UST owner and operator. 23 CCR 2620(b); HSC 6.7 25284(a)(3)(A-B)

PUBLIC SER DEPT. CITY POWAY (Continued) **U003789230**

Violation Division:	San Diego County Department of Env Health
Violation Program:	UST
Violation Source:	CERS,
Site ID:	106282
Site Name:	City of Poway Fleet Maintenance
Violation Date:	03-01-2019
Citation:	HSC 6.7 25284.2 - California Health and Safety Code, Chapter 6.7, Section(s) 25284.2
Violation Description:	"Failure to meet one or more of the following requirements: Install or maintain a liquid-tight spill container. Have a minimum capacity of five gallons. Have a functional drain valve or other method for the removal of liquid from the spill container. Be resistant to galvanic corrosion. Perform a tightness test at installation, every 12 months thereafter, or within 30 days after a repair to the spill container. Tested using applicable manufacturer guidelines, industry codes, engineering standards, or a method approved by a professional engineer. Tested by a certified UST service technician. Maintain records of spill containment testing for 36 months. "
Violation Notes:	Returned to compliance on 03/25/2019. Inspection Sequence ID:6102711;Tank ID:19448,19449;Violation Description:(TCR 9a) Failure to meet one or more of the following requirements: Install or maintain a liquid-tight spill container. Have a minimum capacity of 5 gallons. Have a functional drain valve or other method for the removal of liquid from the spill container. Be resistant to galvanic corrosion. Perform a tightness test at installation, every 12 months thereafter, or within 30 days after a repair to the spill container, tested using applicable manufacturer guidelines, industry codes, engineering standards, or a method approved by a professional engineer. Tested by a certified UST service technician. Maintain records of spill containment testing for 36 months. 23 CCR 2635(b), 2637.1(a-c), 2665(a-b), 2712(b)(1)(F); HSC 25284.2
Violation Division:	San Diego County Department of Env Health
Violation Program:	UST
Violation Source:	CERS,
Site ID:	106282
Site Name:	City of Poway Fleet Maintenance
Violation Date:	03-03-2016
Citation:	23 CCR 16 2632, 2634, 2636, 2666 - California Code of Regulations, Title 23, Chapter 16, Section(s) 2632, 2634, 2636, 2666
Violation Description:	Failure of the leak detection equipment to have an audible and visual alarm as required.
Violation Notes:	Returned to compliance on 03/03/2016.
Violation Division:	San Diego County Department of Env Health
Violation Program:	UST
Violation Source:	CERS,
Site ID:	106282
Site Name:	City of Poway Fleet Maintenance
Violation Date:	03-01-2018
Citation:	23 CCR 16 2641(h) - California Code of Regulations, Title 23, Chapter 16, Section(s) 2641(h)
Violation Description:	Failure to have an approved UST Monitoring Plan.
Violation Notes:	Returned to compliance on 03/22/2018. Inspection Sequence ID:5842510;Tank ID:19449,19448;Violation Description:Failure to have an approved UST Monitoring Plan. 23 CCR 2632(d)(1), 2634(d), 2641(h)

PUBLIC SER DEPT. CITY POWAY (Continued) **U003789230**

Violation Division: San Diego County Department of Env Health
Violation Program: UST
Violation Source: CERS,

Site ID: 106282
Site Name: City of Poway Fleet Maintenance
Violation Date: 03-01-2018
Citation: HSC 6.75 25299.30-25299.34 - California Health and Safety Code, Chapter 6.75, Section(s) 25299.30-25299.34
Violation Description: Failure to submit and maintain complete and current Certification of Financial Responsibility or other mechanism of financial assurance.
Violation Notes: Returned to compliance on 03/22/2018. Inspection Sequence ID:5842510;Tank ID:19449,19448;Violation Description:Failure to submit and maintain complete and current Certification of Financial Responsibility or other mechanism of financial assurance. HSC 25292.2(a), 25299.30-34; 23 CCR 2711(a)(11), 2808.1, 2809-2809.2
Violation Division: San Diego County Department of Env Health
Violation Program: UST
Violation Source: CERS,

Site ID: 106282
Site Name: City of Poway Fleet Maintenance
Violation Date: 03-03-2016
Citation: 23 CCR 16 2636(f)(1) - California Code of Regulations, Title 23, Chapter 16, Section(s) 2636(f)(1)
Violation Description: Failure of the double wall pressurized piping in the under dispenser containment to be continuously monitored by a method that either shuts down the flow of product to the dispenser or activates an audible/visual alarm when a leak is detected.
Violation Notes: Returned to compliance on 03/03/2016.
Violation Division: San Diego County Department of Env Health
Violation Program: UST
Violation Source: CERS,

Evaluation:
Eval General Type: Compliance Evaluation Inspection
Eval Date: 03-01-2018
Violations Found: Yes
Eval Type: Routine done by local agency
Eval Notes: Inspector: Griffin Donelle Inspection ID:5842510
Eval Division: San Diego County Department of Env Health
Eval Program: HMRRP
Eval Source: CERS,

Eval General Type: Compliance Evaluation Inspection
Eval Date: 03-01-2019
Violations Found: Yes
Eval Type: Routine done by local agency
Eval Notes: Inspector: Soquiat Joseph Inspection ID:6102711
Eval Division: San Diego County Department of Env Health
Eval Program: UST
Eval Source: CERS,

Eval General Type: Compliance Evaluation Inspection
Eval Date: 03-03-2017
Violations Found: No
Eval Type: Routine done by local agency

PUBLIC SER DEPT. CITY POWAY (Continued) **U003789230**

Eval Notes: Inspector: LaPel Daniel Inspection ID:5601799
Eval Division: San Diego County Department of Env Health
Eval Program: HMRRP
Eval Source: CERS,

Eval General Type: Compliance Evaluation Inspection
Eval Date: 03-03-2021
Violations Found: No
Eval Type: Routine done by local agency
Eval Notes: Inspector: Ayala Anthony Inspection ID:6625176
Eval Division: San Diego County Department of Env Health
Eval Program: UST
Eval Source: CERS,

Eval General Type: Compliance Evaluation Inspection
Eval Date: 03-03-2016
Violations Found: No
Eval Type: Routine done by local agency
Eval Notes: Inspector: LaPel Daniel Inspection ID:5255352
Eval Division: San Diego County Department of Env Health
Eval Program: HW
Eval Source: CERS,

Eval General Type: Compliance Evaluation Inspection
Eval Date: 03-12-2015
Violations Found: No
Eval Type: Routine done by local agency
Eval Notes: Inspector: Oglesby Margaret Inspection ID:5015511
Eval Division: San Diego County Department of Env Health
Eval Program: UST
Eval Source: CERS,

Eval General Type: Compliance Evaluation Inspection
Eval Date: 03-13-2014
Violations Found: No
Eval Type: Routine done by local agency
Eval Notes: Inspector: LaPel Daniel Inspection ID:4828535
Eval Division: San Diego County Department of Env Health
Eval Program: UST
Eval Source: CERS,

Eval General Type: Compliance Evaluation Inspection
Eval Date: 03-19-2020
Violations Found: No
Eval Type: Routine done by local agency
Eval Notes: Inspector: Ayala Anthony Inspection ID:6388933
Eval Division: San Diego County Department of Env Health
Eval Program: HMRRP
Eval Source: CERS,

Eval General Type: Compliance Evaluation Inspection
Eval Date: 03-01-2018
Violations Found: Yes
Eval Type: Routine done by local agency
Eval Notes: Inspector: Griffin Donelle Inspection ID:5842510
Eval Division: San Diego County Department of Env Health
Eval Program: UST

PUBLIC SER DEPT. CITY POWAY (Continued) **U003789230**

Eval Source: CERS,

Eval General Type: Compliance Evaluation Inspection
Eval Date: 03-03-2016
Violations Found: No
Eval Type: Routine done by local agency
Eval Notes: Inspector: LaPel Daniel Inspection ID:5255352
Eval Division: San Diego County Department of Env Health
Eval Program: HMRRP
Eval Source: CERS,

Eval General Type: Compliance Evaluation Inspection
Eval Date: 03-03-2016
Violations Found: Yes
Eval Type: Routine done by local agency
Eval Notes: Inspector: LaPel Daniel Inspection ID:5255352
Eval Division: San Diego County Department of Env Health
Eval Program: UST
Eval Source: CERS,

Eval General Type: Compliance Evaluation Inspection
Eval Date: 03-03-2017
Violations Found: No
Eval Type: Routine done by local agency
Eval Notes: Inspector: LaPel Daniel Inspection ID:5601799
Eval Division: San Diego County Department of Env Health
Eval Program: HW
Eval Source: CERS,

Eval General Type: Compliance Evaluation Inspection
Eval Date: 03-03-2017
Violations Found: No
Eval Type: Routine done by local agency
Eval Notes: Inspector: LaPel Daniel Inspection ID:5601799
Eval Division: San Diego County Department of Env Health
Eval Program: UST
Eval Source: CERS,

Eval General Type: Compliance Evaluation Inspection
Eval Date: 03-13-2014
Violations Found: No
Eval Type: Routine done by local agency
Eval Notes: Inspector: LaPel Daniel Inspection ID:4828535
Eval Division: San Diego County Department of Env Health
Eval Program: HW
Eval Source: CERS,

Eval General Type: Compliance Evaluation Inspection
Eval Date: 03-19-2020
Violations Found: No
Eval Type: Routine done by local agency
Eval Notes: Inspector: Ayala Anthony Inspection ID:6388933
Eval Division: San Diego County Department of Env Health
Eval Program: HW
Eval Source: CERS,

Eval General Type: Compliance Evaluation Inspection

PUBLIC SER DEPT. CITY POWAY (Continued) **U003789230**

Eval Date: 03-19-2020
Violations Found: No
Eval Type: Routine done by local agency
Eval Notes: Inspector: Ayala Anthony Inspection ID:6388933
Eval Division: San Diego County Department of Env Health
Eval Program: UST
Eval Source: CERS,

Eval General Type: Compliance Evaluation Inspection
Eval Date: 03-01-2018
Violations Found: No
Eval Type: Routine done by local agency
Eval Notes: Inspector: Griffin Donelle Inspection ID:5842510
Eval Division: San Diego County Department of Env Health
Eval Program: HW
Eval Source: CERS,

Eval General Type: Compliance Evaluation Inspection
Eval Date: 03-12-2015
Violations Found: No
Eval Type: Routine done by local agency
Eval Notes: Inspector: Oglesby Margaret Inspection ID:5015511
Eval Division: San Diego County Department of Env Health
Eval Program: HMRRP
Eval Source: CERS,

Eval General Type: Compliance Evaluation Inspection
Eval Date: 03-13-2014
Violations Found: No
Eval Type: Routine done by local agency
Eval Notes: Inspector: LaPel Daniel Inspection ID:4828535
Eval Division: San Diego County Department of Env Health
Eval Program: HMRRP
Eval Source: CERS,

Affiliation:
Affiliation Type Desc: Document Preparer
Entity Name: Gloria Jimenez
Entity Title: Not reported
Affiliation Address: Not reported
Affiliation City: Not reported
Affiliation State: Not reported
Affiliation Country: Not reported
Affiliation Zip: Not reported
Affiliation Phone: ,

Affiliation Type Desc: Identification Signer
Entity Name: Gloria Jimenez
Entity Title: CERS Administrator
Affiliation Address: Not reported
Affiliation City: Not reported
Affiliation State: Not reported
Affiliation Country: Not reported
Affiliation Zip: Not reported
Affiliation Phone: ,

Affiliation Type Desc: Parent Corporation

PUBLIC SER DEPT. CITY POWAY (Continued) **U003789230**

Entity Name: CITY OF POWAY- PUBLIC WORKS OPERATIONS
Entity Title: Not reported
Affiliation Address: Not reported
Affiliation City: Not reported
Affiliation State: Not reported
Affiliation Country: Not reported
Affiliation Zip: Not reported
Affiliation Phone: ,

Affiliation Type Desc: UST Tank Owner
Entity Name: CITY OF POWAY
Entity Title: Not reported
Affiliation Address: PO Box 789
Affiliation City: POWAY
Affiliation State: CA
Affiliation Country: United States
Affiliation Zip: 92074-0789
Affiliation Phone: (858) 668-4722,

Affiliation Type Desc: Legal Owner
Entity Name: CITY OF POWAY
Entity Title: Not reported
Affiliation Address: PO Box 789
Affiliation City: Poway
Affiliation State: CA
Affiliation Country: United States
Affiliation Zip: 92074-0789
Affiliation Phone: (858) 668-4745,

Affiliation Type Desc: Operator
Entity Name: CITY OF POWAY
Entity Title: Not reported
Affiliation Address: Not reported
Affiliation City: Not reported
Affiliation State: Not reported
Affiliation Country: Not reported
Affiliation Zip: Not reported
Affiliation Phone: (858) 668-4745,

Affiliation Type Desc: UST Property Owner Name
Entity Name: CITY OF POWAY
Entity Title: Not reported
Affiliation Address: PO Box 789
Affiliation City: POWAY
Affiliation State: CA
Affiliation Country: United States
Affiliation Zip: 92074-0789
Affiliation Phone: (858) 668-4722,

Affiliation Type Desc: CUPA District
Entity Name: San Diego County Env Health Qlty
Entity Title: Not reported
Affiliation Address: PO Box 129261
Affiliation City: San Diego
Affiliation State: CA
Affiliation Country: Not reported
Affiliation Zip: 92112-9261

PUBLIC SER DEPT. CITY POWAY (Continued) **U003789230**

Affiliation Phone:	(858) 505-6880,
Affiliation Type Desc:	UST Tank Operator
Entity Name:	CITY OF POWAY
Entity Title:	Not reported
Affiliation Address:	PO Box 789
Affiliation City:	Poway
Affiliation State:	CA
Affiliation Country:	United States
Affiliation Zip:	92074-0789
Affiliation Phone:	(858) 668-4722,
Affiliation Type Desc:	Environmental Contact
Entity Name:	Michael Obermiller
Entity Title:	Not reported
Affiliation Address:	PO Box 789
Affiliation City:	Poway
Affiliation State:	CA
Affiliation Country:	Not reported
Affiliation Zip:	92074-0789
Affiliation Phone:	,
Affiliation Type Desc:	Facility Mailing Address
Entity Name:	Mailing Address
Entity Title:	Not reported
Affiliation Address:	PO BOX 789
Affiliation City:	Poway
Affiliation State:	CA
Affiliation Country:	Not reported
Affiliation Zip:	92074-0789
Affiliation Phone:	,
Affiliation Type Desc:	Property Owner
Entity Name:	CITY OF POWAY
Entity Title:	Not reported
Affiliation Address:	PO BOX 789
Affiliation City:	Poway
Affiliation State:	CA
Affiliation Country:	United States
Affiliation Zip:	92074-0789
Affiliation Phone:	(858) 668-4530,
Affiliation Type Desc:	UST Permit Applicant
Entity Name:	Tony Bowers
Entity Title:	Fleet Supervisor
Affiliation Address:	Not reported
Affiliation City:	Not reported
Affiliation State:	Not reported
Affiliation Country:	Not reported
Affiliation Zip:	Not reported
Affiliation Phone:	(858) 668-4745,

A2 **PUBLIC SER DEPT. CITY POWAY** **UST** **U004355868**
East **14415 LAKE POWAY RD** **N/A**
1/8-1/4 **POWAY, CA 92064**
0.178 mi.
939 ft. **Site 2 of 6 in cluster A**

Relative: UST:
Higher
Actual: Name: PUBLIC SER DEPT. CITY POWAY
843 ft. Address: 14415 LAKE POWAY RD
City,State,Zip: POWAY, CA 92064
Facility ID: H05397
Permitting Agency: SAN DIEGO COUNTY
CERSID: Not reported
Latitude: 33.00731
Longitude: -117.01842

A3 **CITY VEHICLE MAINTENANCE FACIL** **HIST UST** **U001572087**
East **14415 LAKE POWAY RD** **N/A**
1/8-1/4 **POWAY, CA 92064**
0.178 mi.
942 ft. **Site 3 of 6 in cluster A**

Relative: HIST UST:
Higher
Actual: Name: CITY VEHICLE MAINTENANCE FACIL
845 ft. Address: 14415 LAKE POWAY RD
City,State,Zip: POWAY, CA 92064
File Number: 0002AF45
URL: http://geotracker.waterboards.ca.gov/ustpdfs/pdf/0002AF45.pdf
Region: STATE
Facility ID: 00000034708
Facility Type: Gas Station
Other Type: Not reported
Contact Name: MIKE LESSIG
Telephone: 6197486600
Owner Name: CITY OF POWAY
Owner Address: P.O. BOX 789
Owner City,St,Zip: POWAY, CA 92064
Total Tanks: 0001

Tank Num: 001
Container Num: 4
Year Installed: 1973
Tank Capacity: 00000550
Tank Used for: PRODUCT
Type of Fuel: REGULAR
Container Construction Thickness: Not reported
Leak Detection: Stock Inventor

Click here for Geo Tracker PDF:

A4 **CITY OF POWAY** **LUST S102428047**
East **14415 LAKE POWAY RD** **HWTS N/A**
1/8-1/4 **POWAY, CA 0**
0.178 mi.
942 ft. **Site 4 of 6 in cluster A**

Relative:
Higher

Actual:
845 ft.

LUST REG 9:

Region:	9
Status:	Case Closed
Case Number:	9UT686
Local Case:	H05397-001
Substance:	0
Qty Leaked:	0
Abate Method:	Not reported
Local Agency:	San Diego
How Found:	Tank Closure
How Stopped:	Close Tank
Source:	Unknown
Cause:	Unknown
Lead Agency:	Local Agency
Case Type:	Aquifer affected
Date Found:	01/16/1987
Date Stopped:	/ /
Confirm Date:	/ /
Submit Workplan:	Not reported
Prelim Assess:	/ /
Desc Pollution:	Not reported
Remed Plan:	/ /
Remed Action:	Not reported
Began Monitor:	Not reported
Release Date:	01/16/1987
Enforce Date:	Not reported
Closed Date:	5/5/87
Enforce Type:	Not reported
Pilot Program:	LOP
Basin Number:	906.20
GW Depth:	Not reported
Beneficial Use:	Municipal groundwater use
NPDES Number:	Not reported
Priority:	Low priority. Priority ranking can change over time.
File Dispn:	File discarded, case closed
Interim Remedial Actions:	Yes
Cleanup and Abatement order Number:	Not reported
Waste Discharge Requirement Number:	Not reported

HWTS:

Name:	CITY OF POWAY
Address:	14415 LAKE POWAY RD
Address 2:	Not reported
City,State,Zip:	POWAY, CA 0
EPA ID:	CAL000039881
Inactive Date:	12/31/1899
Create Date:	09/17/1990
Last Act Date:	Not reported
Mailing Name:	Not reported
Mailing Address:	PO BOX 789
Mailing Address 2:	Not reported
Mailing City,State,Zip:	POWAY, CA 920740789
Owner Name:	CITY OF POWAY

CITY OF POWAY (Continued) **S102428047**

Owner Address:	PO BOX 789
Owner Address 2:	Not reported
Owner City,State,Zip:	POWAY, CA 920740789
Contact Name:	JAMMIE BARKER
Contact Address:	PO BOX 789_____DEACT V97 PH
Contact Address 2:	Not reported
City,State,Zip:	POWAY, CA 920740789
Facility Status:	Inactive
Facility Type:	PERMANENT
Category:	STATE
Latitude:	33.007208
Longitude:	-117.021655

A5 **PUBLIC SER DEPT. CITY POWAY** **CPS-SLIC S103958864**
East **14415 LAKE POWAY RD** **HIST CORTESE N/A**
1/8-1/4 **POWAY, CA 92064**
0.178 mi.
942 ft. **Site 5 of 6 in cluster A**

Relative:
Higher

Actual:
845 ft.

CPS-SLIC:

Name:	PUBLIC SER DEPT. CITY POWAY
Address:	14415 LAKE POWAY RD
City,State,Zip:	POWAY, CA 92064
Region:	STATE
Facility Status:	**Completed - Case Closed**
Status Date:	05/05/1987
Global Id:	T0607302955
Lead Agency:	SAN DIEGO COUNTY LOP
Lead Agency Case Number:	H05397-001
Latitude:	33.0073704
Longitude:	-117.0178617
Case Type:	Cleanup Program Site
Case Worker:	Not reported
Local Agency:	Not reported
RB Case Number:	9UT686
File Location:	Local Agency
Potential Media Affected:	Soil
Potential Contaminants of Concern:	Gasoline
Site History:	Not reported

Click here to access the California GeoTracker records for this facility:

HIST CORTESE:

edr_fname:	CITY OF POWAY
edr_fadd1:	14415 LAKE POWAY
City,State,Zip:	POWAY, CA
Region:	CORTESE
Facility County Code:	37
Reg By:	LTNKA
Reg Id:	9UT686

A6
East
1/8-1/4
0.178 mi.
942 ft.

PUBLIC SER DEPT. CITY POWAY
14415-45 LAKE POWAY RD
POWAY, CA 92064

Site 6 of 6 in cluster A

SWEEPS UST **S106930940**
N/A

Relative:
Higher

Actual:
845 ft.

SWEEPS UST:

Name:	PUBLIC SER DEPT. CITY POWAY
Address:	14415-45 LAKE POWAY RD
City:	POWAY
Status:	Active
Comp Number:	5397
Number:	9
Board Of Equalization:	44-022219
Referral Date:	Not reported
Action Date:	06-26-92
Created Date:	02-29-88
Owner Tank Id:	Not reported
SWRCB Tank Id:	37-000-005397-000002
Tank Status:	A
Capacity:	6000
Active Date:	Not reported
Tank Use:	M.V. FUEL
STG:	P
Content:	REG UNLEADED
Number Of Tanks:	2

Name:	PUBLIC SER DEPT. CITY POWAY
Address:	14415-45 LAKE POWAY RD
City:	POWAY
Status:	Active
Comp Number:	5397
Number:	9
Board Of Equalization:	44-022219
Referral Date:	Not reported
Action Date:	06-26-92
Created Date:	02-29-88
Owner Tank Id:	Not reported
SWRCB Tank Id:	37-000-005397-000003
Tank Status:	A
Capacity:	4000
Active Date:	Not reported
Tank Use:	M.V. FUEL
STG:	P
Content:	OTHER
Number Of Tanks:	Not reported

Name:	PUBLIC SER DEPT. CITY POWAY
Address:	14415-45 LAKE POWAY RD
City:	POWAY
Status:	Not reported
Comp Number:	5397
Number:	Not reported
Board Of Equalization:	44-022219
Referral Date:	Not reported
Action Date:	Not reported
Created Date:	Not reported
Owner Tank Id:	Not reported
SWRCB Tank Id:	37-000-005397-000001

PUBLIC SER DEPT. CITY POWAY (Continued) **S106930940**

Tank Status:	Not reported
Capacity:	550
Active Date:	Not reported
Tank Use:	M.V. FUEL
STG:	PRODUCT
Content:	LEADED
Number Of Tanks:	1

Count: 1 records.

ORPHAN SUMMARY

City	EDR ID	Site Name	Site Address	Zip	Database(s)
POWAY	S105155594	POWAY LANDFILL	14900 BLK. POWAY ROAD @ ESPOLA		SWF/LF

GOVERNMENT RECORDS SEARCHED / DATA CURRENCY TRACKING

To maintain currency of the following federal and state databases, EDR contacts the appropriate governmental agency on a monthly or quarterly basis, as required.

Number of Days to Update: Provides confirmation that EDR is reporting records that have been updated within 90 days from the date the government agency made the information available to the public.

STANDARD ENVIRONMENTAL RECORDS

Lists of Federal NPL (Superfund) sites

NPL: National Priority List

National Priorities List (Superfund). The NPL is a subset of CERCLIS and identifies over 1,200 sites for priority cleanup under the Superfund Program. NPL sites may encompass relatively large areas. As such, EDR provides polygon coverage for over 1,000 NPL site boundaries produced by EPA's Environmental Photographic Interpretation Center (EPIC) and regional EPA offices.

Date of Government Version: 04/27/2022
Date Data Arrived at EDR: 05/05/2022
Date Made Active in Reports: 05/31/2022
Number of Days to Update: 26

Source: EPA
Telephone: N/A
Last EDR Contact: 07/01/2022
Next Scheduled EDR Contact: 10/10/2022
Data Release Frequency: Quarterly

NPL Site Boundaries

Sources:

EPA's Environmental Photographic Interpretation Center (EPIC)
Telephone: 202-564-7333

EPA Region 1
Telephone 617-918-1143

EPA Region 6
Telephone: 214-655-6659

EPA Region 3
Telephone 215-814-5418

EPA Region 7
Telephone: 913-551-7247

EPA Region 4
Telephone 404-562-8033

EPA Region 8
Telephone: 303-312-6774

EPA Region 5
Telephone 312-886-6686

EPA Region 9
Telephone: 415-947-4246

EPA Region 10
Telephone 206-553-8665

Proposed NPL: Proposed National Priority List Sites

A site that has been proposed for listing on the National Priorities List through the issuance of a proposed rule in the Federal Register. EPA then accepts public comments on the site, responds to the comments, and places on the NPL those sites that continue to meet the requirements for listing.

Date of Government Version: 04/27/2022
Date Data Arrived at EDR: 05/05/2022
Date Made Active in Reports: 05/31/2022
Number of Days to Update: 26

Source: EPA
Telephone: N/A
Last EDR Contact: 07/01/2022
Next Scheduled EDR Contact: 10/10/2022
Data Release Frequency: Quarterly

NPL LIENS: Federal Superfund Liens

Federal Superfund Liens. Under the authority granted the USEPA by CERCLA of 1980, the USEPA has the authority to file liens against real property in order to recover remedial action expenditures or when the property owner received notification of potential liability. USEPA compiles a listing of filed notices of Superfund Liens.

Date of Government Version: 10/15/1991
Date Data Arrived at EDR: 02/02/1994
Date Made Active in Reports: 03/30/1994
Number of Days to Update: 56

Source: EPA
Telephone: 202-564-4267
Last EDR Contact: 08/15/2011
Next Scheduled EDR Contact: 11/28/2011
Data Release Frequency: No Update Planned

Lists of Federal Delisted NPL sites

Delisted NPL: National Priority List Deletions

The National Oil and Hazardous Substances Pollution Contingency Plan (NCP) establishes the criteria that the EPA uses to delete sites from the NPL. In accordance with 40 CFR 300.425.(e), sites may be deleted from the NPL where no further response is appropriate.

Date of Government Version: 04/27/2022
Date Data Arrived at EDR: 05/05/2022
Date Made Active in Reports: 05/31/2022
Number of Days to Update: 26

Source: EPA
Telephone: N/A
Last EDR Contact: 07/01/2022
Next Scheduled EDR Contact: 10/10/2022
Data Release Frequency: Quarterly

Lists of Federal sites subject to CERCLA removals and CERCLA orders

FEDERAL FACILITY: Federal Facility Site Information listing

A listing of National Priority List (NPL) and Base Realignment and Closure (BRAC) sites found in the Comprehensive Environmental Response, Compensation and Liability Information System (CERCLIS) Database where EPA Federal Facilities Restoration and Reuse Office is involved in cleanup activities.

Date of Government Version: 05/25/2021
Date Data Arrived at EDR: 06/24/2021
Date Made Active in Reports: 09/20/2021
Number of Days to Update: 88

Source: Environmental Protection Agency
Telephone: 703-603-8704
Last EDR Contact: 06/27/2022
Next Scheduled EDR Contact: 10/10/2022
Data Release Frequency: Varies

SEMS: Superfund Enterprise Management System

SEMS (Superfund Enterprise Management System) tracks hazardous waste sites, potentially hazardous waste sites, and remedial activities performed in support of EPA's Superfund Program across the United States. The list was formerly know as CERCLIS, renamed to SEMS by the EPA in 2015. The list contains data on potentially hazardous waste sites that have been reported to the USEPA by states, municipalities, private companies and private persons, pursuant to Section 103 of the Comprehensive Environmental Response, Compensation, and Liability Act (CERCLA). This dataset also contains sites which are either proposed to or on the National Priorities List (NPL) and the sites which are in the screening and assessment phase for possible inclusion on the NPL.

Date of Government Version: 04/27/2022
Date Data Arrived at EDR: 05/05/2022
Date Made Active in Reports: 05/31/2022
Number of Days to Update: 26

Source: EPA
Telephone: 800-424-9346
Last EDR Contact: 07/01/2022
Next Scheduled EDR Contact: 10/24/2022
Data Release Frequency: Quarterly

Lists of Federal CERCLA sites with NFRAP

SEMS-ARCHIVE: Superfund Enterprise Management System Archive

SEMS-ARCHIVE (Superfund Enterprise Management System Archive) tracks sites that have no further interest under the Federal Superfund Program based on available information. The list was formerly known as the CERCLIS-NFRAP, renamed to SEMS ARCHIVE by the EPA in 2015. EPA may perform a minimal level of assessment work at a site while it is archived if site conditions change and/or new information becomes available. Archived sites have been removed and archived from the inventory of SEMS sites. Archived status indicates that, to the best of EPA's knowledge, assessment at a site has been completed and that EPA has determined no further steps will be taken to list the site on the National Priorities List (NPL), unless information indicates this decision was not appropriate or other considerations require a recommendation for listing at a later time. The decision does not necessarily mean that there is no hazard associated with a given site; it only means that. based upon available information, the location is not judged to be potential NPL site.

Date of Government Version: 04/27/2022
Date Data Arrived at EDR: 05/05/2022
Date Made Active in Reports: 05/31/2022
Number of Days to Update: 26

Source: EPA
Telephone: 800-424-9346
Last EDR Contact: 07/01/2022
Next Scheduled EDR Contact: 10/24/2022
Data Release Frequency: Quarterly

Lists of Federal RCRA facilities undergoing Corrective Action

CORRACTS: Corrective Action Report

CORRACTS identifies hazardous waste handlers with RCRA corrective action activity.

Date of Government Version: 06/20/2022
Date Data Arrived at EDR: 06/21/2022
Date Made Active in Reports: 06/28/2022
Number of Days to Update: 7

Source: EPA
Telephone: 800-424-9346
Last EDR Contact: 06/21/2022
Next Scheduled EDR Contact: 10/03/2022
Data Release Frequency: Quarterly

Lists of Federal RCRA TSD facilities

RCRA-TSDF: RCRA - Treatment, Storage and Disposal

RCRAInfo is EPA's comprehensive information system, providing access to data supporting the Resource Conservation and Recovery Act (RCRA) of 1976 and the Hazardous and Solid Waste Amendments (HSWA) of 1984. The database includes selective information on sites which generate, transport, store, treat and/or dispose of hazardous waste as defined by the Resource Conservation and Recovery Act (RCRA). Transporters are individuals or entities that move hazardous waste from the generator offsite to a facility that can recycle, treat, store, or dispose of the waste. TSDFs treat, store, or dispose of the waste.

Date of Government Version: 06/20/2022
Date Data Arrived at EDR: 06/21/2022
Date Made Active in Reports: 06/28/2022
Number of Days to Update: 7

Source: Environmental Protection Agency
Telephone: (415) 495-8895
Last EDR Contact: 06/21/2022
Next Scheduled EDR Contact: 10/03/2022
Data Release Frequency: Quarterly

Lists of Federal RCRA generators

RCRA-LQG: RCRA - Large Quantity Generators

RCRAInfo is EPA's comprehensive information system, providing access to data supporting the Resource Conservation and Recovery Act (RCRA) of 1976 and the Hazardous and Solid Waste Amendments (HSWA) of 1984. The database includes selective information on sites which generate, transport, store, treat and/or dispose of hazardous waste as defined by the Resource Conservation and Recovery Act (RCRA). Large quantity generators (LQGs) generate over 1,000 kilograms (kg) of hazardous waste, or over 1 kg of acutely hazardous waste per month.

Date of Government Version: 06/20/2022
Date Data Arrived at EDR: 06/21/2022
Date Made Active in Reports: 06/28/2022
Number of Days to Update: 7

Source: Environmental Protection Agency
Telephone: (415) 495-8895
Last EDR Contact: 06/21/2022
Next Scheduled EDR Contact: 10/03/2022
Data Release Frequency: Quarterly

RCRA-SQG: RCRA - Small Quantity Generators

RCRAInfo is EPA's comprehensive information system, providing access to data supporting the Resource Conservation and Recovery Act (RCRA) of 1976 and the Hazardous and Solid Waste Amendments (HSWA) of 1984. The database includes selective information on sites which generate, transport, store, treat and/or dispose of hazardous waste as defined by the Resource Conservation and Recovery Act (RCRA). Small quantity generators (SQGs) generate between 100 kg and 1,000 kg of hazardous waste per month.

Date of Government Version: 06/20/2022
Date Data Arrived at EDR: 06/21/2022
Date Made Active in Reports: 06/28/2022
Number of Days to Update: 7

Source: Environmental Protection Agency
Telephone: (415) 495-8895
Last EDR Contact: 06/21/2022
Next Scheduled EDR Contact: 10/03/2022
Data Release Frequency: Quarterly

RCRA-VSQG: RCRA - Very Small Quantity Generators (Formerly Conditionally Exempt Small Quantity Generators)

RCRAInfo is EPA's comprehensive information system, providing access to data supporting the Resource Conservation and Recovery Act (RCRA) of 1976 and the Hazardous and Solid Waste Amendments (HSWA) of 1984. The database includes selective information on sites which generate, transport, store, treat and/or dispose of hazardous waste as defined by the Resource Conservation and Recovery Act (RCRA). Very small quantity generators (VSQGs) generate less than 100 kg of hazardous waste, or less than 1 kg of acutely hazardous waste per month.

Date of Government Version: 06/20/2022
Date Data Arrived at EDR: 06/21/2022
Date Made Active in Reports: 06/28/2022
Number of Days to Update: 7

Source: Environmental Protection Agency
Telephone: (415) 495-8895
Last EDR Contact: 06/21/2022
Next Scheduled EDR Contact: 10/03/2022
Data Release Frequency: Quarterly

Federal institutional controls / engineering controls registries

LUCIS: Land Use Control Information System

LUCIS contains records of land use control information pertaining to the former Navy Base Realignment and Closure properties.

Date of Government Version: 02/08/2022
Date Data Arrived at EDR: 02/11/2022
Date Made Active in Reports: 05/10/2022
Number of Days to Update: 88

Source: Department of the Navy
Telephone: 843-820-7326
Last EDR Contact: 05/05/2022
Next Scheduled EDR Contact: 08/22/2022
Data Release Frequency: Varies

US ENG CONTROLS: Engineering Controls Sites List

A listing of sites with engineering controls in place. Engineering controls include various forms of caps, building foundations, liners, and treatment methods to create pathway elimination for regulated substances to enter environmental media or effect human health.

Date of Government Version: 02/21/2022
Date Data Arrived at EDR: 02/23/2022
Date Made Active in Reports: 05/24/2022
Number of Days to Update: 90

Source: Environmental Protection Agency
Telephone: 703-603-0695
Last EDR Contact: 05/24/2022
Next Scheduled EDR Contact: 09/05/2022
Data Release Frequency: Varies

US INST CONTROLS: Institutional Controls Sites List

A listing of sites with institutional controls in place. Institutional controls include administrative measures, such as groundwater use restrictions, construction restrictions, property use restrictions, and post remediation care requirements intended to prevent exposure to contaminants remaining on site. Deed restrictions are generally required as part of the institutional controls.

Date of Government Version: 02/21/2022
Date Data Arrived at EDR: 02/23/2022
Date Made Active in Reports: 05/24/2022
Number of Days to Update: 90

Source: Environmental Protection Agency
Telephone: 703-603-0695
Last EDR Contact: 05/04/2022
Next Scheduled EDR Contact: 09/05/2022
Data Release Frequency: Varies

Federal ERNS list

ERNS: Emergency Response Notification System

Emergency Response Notification System. ERNS records and stores information on reported releases of oil and hazardous substances.

Date of Government Version: 06/14/2022
Date Data Arrived at EDR: 06/15/2022
Date Made Active in Reports: 06/21/2022
Number of Days to Update: 6

Source: National Response Center, United States Coast Guard
Telephone: 202-267-2180
Last EDR Contact: 06/15/2022
Next Scheduled EDR Contact: 10/03/2022
Data Release Frequency: Quarterly

Lists of state- and tribal (Superfund) equivalent sites

RESPONSE: State Response Sites

Identifies confirmed release sites where DTSC is involved in remediation, either in a lead or oversight capacity. These confirmed release sites are generally high-priority and high potential risk.

Date of Government Version: 01/24/2022
Date Data Arrived at EDR: 01/25/2022
Date Made Active in Reports: 04/13/2022
Number of Days to Update: 78

Source: Department of Toxic Substances Control
Telephone: 916-323-3400
Last EDR Contact: 04/26/2022
Next Scheduled EDR Contact: 08/08/2022
Data Release Frequency: Quarterly

Lists of state- and tribal hazardous waste facilities

ENVIROSTOR: EnviroStor Database

The Department of Toxic Substances Control's (DTSC's) Site Mitigation and Brownfields Reuse Program's (SMBRP's) EnviroStor database identifes sites that have known contamination or sites for which there may be reasons to investigate further. The database includes the following site types: Federal Superfund sites (National Priorities List (NPL)); State Response, including Military Facilities and State Superfund; Voluntary Cleanup; and School sites. EnviroStor provides similar information to the information that was available in CalSites, and provides additional site information, including, but not limited to, identification of formerly-contaminated properties that have been released for reuse, properties where environmental deed restrictions have been recorded to prevent inappropriate land uses, and risk characterization information that is used to assess potential impacts to public health and the environment at contaminated sites.

Date of Government Version: 01/24/2022
Date Data Arrived at EDR: 01/25/2022
Date Made Active in Reports: 04/13/2022
Number of Days to Update: 78

Source: Department of Toxic Substances Control
Telephone: 916-323-3400
Last EDR Contact: 04/26/2022
Next Scheduled EDR Contact: 08/08/2022
Data Release Frequency: Quarterly

Lists of state and tribal landfills and solid waste disposal facilities

SWF/LF (SWIS): Solid Waste Information System

Active, Closed and Inactive Landfills. SWF/LF records typically contain an inve ntory of solid waste disposal facilities or landfills. These may be active or i nactive facilities or open dumps that failed to meet RCRA Section 4004 criteria for solid waste landfills or disposal sites.

Date of Government Version: 02/07/2022
Date Data Arrived at EDR: 02/08/2022
Date Made Active in Reports: 05/05/2022
Number of Days to Update: 86

Source: Department of Resources Recycling and Recovery
Telephone: 916-341-6320
Last EDR Contact: 05/09/2022
Next Scheduled EDR Contact: 08/22/2022
Data Release Frequency: Quarterly

Lists of state and tribal leaking storage tanks

LUST REG 3: Leaking Underground Storage Tank Database
Leaking Underground Storage Tank locations. Monterey, San Benito, San Luis Obispo, Santa Barbara, Santa Cruz counties.

Date of Government Version: 05/19/2003
Date Data Arrived at EDR: 05/19/2003
Date Made Active in Reports: 06/02/2003
Number of Days to Update: 14

Source: California Regional Water Quality Control Board Central Coast Region (3)
Telephone: 805-542-4786
Last EDR Contact: 07/18/2011
Next Scheduled EDR Contact: 10/31/2011
Data Release Frequency: No Update Planned

LUST REG 4: Underground Storage Tank Leak List
Los Angeles, Ventura counties. For more current information, please refer to the State Water Resources Control Board's LUST database.

Date of Government Version: 09/07/2004
Date Data Arrived at EDR: 09/07/2004
Date Made Active in Reports: 10/12/2004
Number of Days to Update: 35

Source: California Regional Water Quality Control Board Los Angeles Region (4)
Telephone: 213-576-6710
Last EDR Contact: 09/06/2011
Next Scheduled EDR Contact: 12/19/2011
Data Release Frequency: No Update Planned

LUST REG 6L: Leaking Underground Storage Tank Case Listing
For more current information, please refer to the State Water Resources Control Board's LUST database.

Date of Government Version: 09/09/2003
Date Data Arrived at EDR: 09/10/2003
Date Made Active in Reports: 10/07/2003
Number of Days to Update: 27

Source: California Regional Water Quality Control Board Lahontan Region (6)
Telephone: 530-542-5572
Last EDR Contact: 09/12/2011
Next Scheduled EDR Contact: 12/26/2011
Data Release Frequency: No Update Planned

LUST REG 7: Leaking Underground Storage Tank Case Listing
Leaking Underground Storage Tank locations. Imperial, Riverside, San Diego, Santa Barbara counties.

Date of Government Version: 02/26/2004
Date Data Arrived at EDR: 02/26/2004
Date Made Active in Reports: 03/24/2004
Number of Days to Update: 27

Source: California Regional Water Quality Control Board Colorado River Basin Region (7)
Telephone: 760-776-8943
Last EDR Contact: 08/01/2011
Next Scheduled EDR Contact: 11/14/2011
Data Release Frequency: No Update Planned

LUST REG 8: Leaking Underground Storage Tanks
California Regional Water Quality Control Board Santa Ana Region (8). For more current information, please refer to the State Water Resources Control Board's LUST database.

Date of Government Version: 02/14/2005
Date Data Arrived at EDR: 02/15/2005
Date Made Active in Reports: 03/28/2005
Number of Days to Update: 41

Source: California Regional Water Quality Control Board Santa Ana Region (8)
Telephone: 909-782-4496
Last EDR Contact: 08/15/2011
Next Scheduled EDR Contact: 11/28/2011
Data Release Frequency: No Update Planned

LUST REG 9: Leaking Underground Storage Tank Report
Orange, Riverside, San Diego counties. For more current information, please refer to the State Water Resources Control Board's LUST database.

Date of Government Version: 03/01/2001
Date Data Arrived at EDR: 04/23/2001
Date Made Active in Reports: 05/21/2001
Number of Days to Update: 28

Source: California Regional Water Quality Control Board San Diego Region (9)
Telephone: 858-637-5595
Last EDR Contact: 09/26/2011
Next Scheduled EDR Contact: 01/09/2012
Data Release Frequency: No Update Planned

LUST: Leaking Underground Fuel Tank Report (GEOTRACKER)
Leaking Underground Storage Tank (LUST) Sites included in GeoTracker. GeoTracker is the Water Boards data management system for sites that impact, or have the potential to impact, water quality in California, with emphasis on groundwater.

Date of Government Version: 05/23/2022
Date Data Arrived at EDR: 05/23/2022
Date Made Active in Reports: 05/24/2022
Number of Days to Update: 1
Source: State Water Resources Control Board
Telephone: see region list
Last EDR Contact: 05/23/2022
Next Scheduled EDR Contact: 09/19/2022
Data Release Frequency: Quarterly

LUST REG 2: Fuel Leak List
Leaking Underground Storage Tank locations. Alameda, Contra Costa, Marin, Napa, San Francisco, San Mateo, Santa Clara, Solano, Sonoma counties.

Date of Government Version: 09/30/2004
Date Data Arrived at EDR: 10/20/2004
Date Made Active in Reports: 11/19/2004
Number of Days to Update: 30
Source: California Regional Water Quality Control Board San Francisco Bay Region (2)
Telephone: 510-622-2433
Last EDR Contact: 09/19/2011
Next Scheduled EDR Contact: 01/02/2012
Data Release Frequency: No Update Planned

LUST REG 1: Active Toxic Site Investigation
Del Norte, Humboldt, Lake, Mendocino, Modoc, Siskiyou, Sonoma, Trinity counties. For more current information, please refer to the State Water Resources Control Board's LUST database.

Date of Government Version: 02/01/2001
Date Data Arrived at EDR: 02/28/2001
Date Made Active in Reports: 03/29/2001
Number of Days to Update: 29
Source: California Regional Water Quality Control Board North Coast (1)
Telephone: 707-570-3769
Last EDR Contact: 08/01/2011
Next Scheduled EDR Contact: 11/14/2011
Data Release Frequency: No Update Planned

LUST REG 6V: Leaking Underground Storage Tank Case Listing
Leaking Underground Storage Tank locations. Inyo, Kern, Los Angeles, Mono, San Bernardino counties.

Date of Government Version: 06/07/2005
Date Data Arrived at EDR: 06/07/2005
Date Made Active in Reports: 06/29/2005
Number of Days to Update: 22
Source: California Regional Water Quality Control Board Victorville Branch Office (6)
Telephone: 760-241-7365
Last EDR Contact: 09/12/2011
Next Scheduled EDR Contact: 12/26/2011
Data Release Frequency: No Update Planned

LUST REG 5: Leaking Underground Storage Tank Database
Leaking Underground Storage Tank locations. Alameda, Alpine, Amador, Butte, Colusa, Contra Costa, Calveras, El Dorado, Fresno, Glenn, Kern, Kings, Lake, Lassen, Madera, Mariposa, Merced, Modoc, Napa, Nevada, Placer, Plumas, Sacramento, San Joaquin, Shasta, Solano, Stanislaus, Sutter, Tehama, Tulare, Tuolumne, Yolo, Yuba counties.

Date of Government Version: 07/01/2008
Date Data Arrived at EDR: 07/22/2008
Date Made Active in Reports: 07/31/2008
Number of Days to Update: 9
Source: California Regional Water Quality Control Board Central Valley Region (5)
Telephone: 916-464-4834
Last EDR Contact: 07/01/2011
Next Scheduled EDR Contact: 10/17/2011
Data Release Frequency: No Update Planned

INDIAN LUST R7: Leaking Underground Storage Tanks on Indian Land
LUSTs on Indian land in Iowa, Kansas, and Nebraska

Date of Government Version: 10/12/2021
Date Data Arrived at EDR: 11/15/2021
Date Made Active in Reports: 02/08/2022
Number of Days to Update: 85
Source: EPA Region 7
Telephone: 913-551-7003
Last EDR Contact: 06/13/2022
Next Scheduled EDR Contact: 08/01/2022
Data Release Frequency: Varies

INDIAN LUST R4: Leaking Underground Storage Tanks on Indian Land
LUSTs on Indian land in Florida, Mississippi and North Carolina.

Date of Government Version: 05/28/2021
Date Data Arrived at EDR: 06/22/2021
Date Made Active in Reports: 09/20/2021
Number of Days to Update: 90
Source: EPA Region 4
Telephone: 404-562-8677
Last EDR Contact: 06/13/2022
Next Scheduled EDR Contact: 08/01/2022
Data Release Frequency: Varies

INDIAN LUST R1: Leaking Underground Storage Tanks on Indian Land
A listing of leaking underground storage tank locations on Indian Land.

Date of Government Version: 04/28/2021
Date Data Arrived at EDR: 06/11/2021
Date Made Active in Reports: 09/07/2021
Number of Days to Update: 88
Source: EPA Region 1
Telephone: 617-918-1313
Last EDR Contact: 06/13/2022
Next Scheduled EDR Contact: 08/01/2022
Data Release Frequency: Varies

INDIAN LUST R6: Leaking Underground Storage Tanks on Indian Land
LUSTs on Indian land in New Mexico and Oklahoma.

Date of Government Version: 10/12/2021
Date Data Arrived at EDR: 11/15/2021
Date Made Active in Reports: 02/08/2022
Number of Days to Update: 85
Source: EPA Region 6
Telephone: 214-665-6597
Last EDR Contact: 06/13/2022
Next Scheduled EDR Contact: 08/01/2022
Data Release Frequency: Varies

INDIAN LUST R5: Leaking Underground Storage Tanks on Indian Land
Leaking underground storage tanks located on Indian Land in Michigan, Minnesota and Wisconsin.

Date of Government Version: 10/12/2021
Date Data Arrived at EDR: 11/15/2021
Date Made Active in Reports: 02/08/2022
Number of Days to Update: 85
Source: EPA, Region 5
Telephone: 312-886-7439
Last EDR Contact: 06/13/2022
Next Scheduled EDR Contact: 08/01/2022
Data Release Frequency: Varies

INDIAN LUST R10: Leaking Underground Storage Tanks on Indian Land
LUSTs on Indian land in Alaska, Idaho, Oregon and Washington.

Date of Government Version: 10/12/2021
Date Data Arrived at EDR: 11/15/2021
Date Made Active in Reports: 02/08/2022
Number of Days to Update: 85
Source: EPA Region 10
Telephone: 206-553-2857
Last EDR Contact: 06/13/2022
Next Scheduled EDR Contact: 08/01/2022
Data Release Frequency: Varies

INDIAN LUST R9: Leaking Underground Storage Tanks on Indian Land
LUSTs on Indian land in Arizona, California, New Mexico and Nevada

Date of Government Version: 10/12/2021
Date Data Arrived at EDR: 11/15/2021
Date Made Active in Reports: 02/08/2022
Number of Days to Update: 85
Source: Environmental Protection Agency
Telephone: 415-972-3372
Last EDR Contact: 06/13/2022
Next Scheduled EDR Contact: 08/01/2022
Data Release Frequency: Varies

INDIAN LUST R8: Leaking Underground Storage Tanks on Indian Land
LUSTs on Indian land in Colorado, Montana, North Dakota, South Dakota, Utah and Wyoming.

Date of Government Version: 10/12/2021
Date Data Arrived at EDR: 11/15/2021
Date Made Active in Reports: 02/08/2022
Number of Days to Update: 85
Source: EPA Region 8
Telephone: 303-312-6271
Last EDR Contact: 06/13/2022
Next Scheduled EDR Contact: 08/01/2022
Data Release Frequency: Varies

CPS-SLIC: Statewide SLIC Cases (GEOTRACKER)
Cleanup Program Sites (CPS; also known as Site Cleanups [SC] and formerly known as Spills, Leaks, Investigations, and Cleanups [SLIC] sites) included in GeoTracker. GeoTracker is the Water Boards data management system for sites that impact, or have the potential to impact, water quality in California, with emphasis on groundwater.

Date of Government Version: 05/23/2022
Date Data Arrived at EDR: 05/23/2022
Date Made Active in Reports: 05/24/2022
Number of Days to Update: 1
Source: State Water Resources Control Board
Telephone: 866-480-1028
Last EDR Contact: 05/23/2022
Next Scheduled EDR Contact: 09/19/2022
Data Release Frequency: Varies

SLIC REG 1: Active Toxic Site Investigations
The SLIC (Spills, Leaks, Investigations and Cleanup) program is designed to protect and restore water quality from spills, leaks, and similar discharges.

Date of Government Version: 04/03/2003
Date Data Arrived at EDR: 04/07/2003
Date Made Active in Reports: 04/25/2003
Number of Days to Update: 18

Source: California Regional Water Quality Control Board, North Coast Region (1)
Telephone: 707-576-2220
Last EDR Contact: 08/01/2011
Next Scheduled EDR Contact: 11/14/2011
Data Release Frequency: No Update Planned

SLIC REG 2: Spills, Leaks, Investigation & Cleanup Cost Recovery Listing
The SLIC (Spills, Leaks, Investigations and Cleanup) program is designed to protect and restore water quality from spills, leaks, and similar discharges.

Date of Government Version: 09/30/2004
Date Data Arrived at EDR: 10/20/2004
Date Made Active in Reports: 11/19/2004
Number of Days to Update: 30

Source: Regional Water Quality Control Board San Francisco Bay Region (2)
Telephone: 510-286-0457
Last EDR Contact: 09/19/2011
Next Scheduled EDR Contact: 01/02/2012
Data Release Frequency: No Update Planned

SLIC REG 3: Spills, Leaks, Investigation & Cleanup Cost Recovery Listing
The SLIC (Spills, Leaks, Investigations and Cleanup) program is designed to protect and restore water quality from spills, leaks, and similar discharges.

Date of Government Version: 05/18/2006
Date Data Arrived at EDR: 05/18/2006
Date Made Active in Reports: 06/15/2006
Number of Days to Update: 28

Source: California Regional Water Quality Control Board Central Coast Region (3)
Telephone: 805-549-3147
Last EDR Contact: 07/18/2011
Next Scheduled EDR Contact: 10/31/2011
Data Release Frequency: No Update Planned

SLIC REG 4: Spills, Leaks, Investigation & Cleanup Cost Recovery Listing
The SLIC (Spills, Leaks, Investigations and Cleanup) program is designed to protect and restore water quality from spills, leaks, and similar discharges.

Date of Government Version: 11/17/2004
Date Data Arrived at EDR: 11/18/2004
Date Made Active in Reports: 01/04/2005
Number of Days to Update: 47

Source: Region Water Quality Control Board Los Angeles Region (4)
Telephone: 213-576-6600
Last EDR Contact: 07/01/2011
Next Scheduled EDR Contact: 10/17/2011
Data Release Frequency: No Update Planned

SLIC REG 5: Spills, Leaks, Investigation & Cleanup Cost Recovery Listing
The SLIC (Spills, Leaks, Investigations and Cleanup) program is designed to protect and restore water quality from spills, leaks, and similar discharges.

Date of Government Version: 04/01/2005
Date Data Arrived at EDR: 04/05/2005
Date Made Active in Reports: 04/21/2005
Number of Days to Update: 16

Source: Regional Water Quality Control Board Central Valley Region (5)
Telephone: 916-464-3291
Last EDR Contact: 09/12/2011
Next Scheduled EDR Contact: 12/26/2011
Data Release Frequency: No Update Planned

SLIC REG 6V: Spills, Leaks, Investigation & Cleanup Cost Recovery Listing
The SLIC (Spills, Leaks, Investigations and Cleanup) program is designed to protect and restore water quality from spills, leaks, and similar discharges.

Date of Government Version: 05/24/2005
Date Data Arrived at EDR: 05/25/2005
Date Made Active in Reports: 06/16/2005
Number of Days to Update: 22

Source: Regional Water Quality Control Board, Victorville Branch
Telephone: 619-241-6583
Last EDR Contact: 08/15/2011
Next Scheduled EDR Contact: 11/28/2011
Data Release Frequency: No Update Planned

SLIC REG 6L: SLIC Sites
The SLIC (Spills, Leaks, Investigations and Cleanup) program is designed to protect and restore water quality from spills, leaks, and similar discharges.

Date of Government Version: 09/07/2004
Date Data Arrived at EDR: 09/07/2004
Date Made Active in Reports: 10/12/2004
Number of Days to Update: 35
Source: California Regional Water Quality Control Board, Lahontan Region
Telephone: 530-542-5574
Last EDR Contact: 08/15/2011
Next Scheduled EDR Contact: 11/28/2011
Data Release Frequency: No Update Planned

SLIC REG 7: SLIC List
The SLIC (Spills, Leaks, Investigations and Cleanup) program is designed to protect and restore water quality from spills, leaks, and similar discharges.

Date of Government Version: 11/24/2004
Date Data Arrived at EDR: 11/29/2004
Date Made Active in Reports: 01/04/2005
Number of Days to Update: 36
Source: California Regional Quality Control Board, Colorado River Basin Region
Telephone: 760-346-7491
Last EDR Contact: 08/01/2011
Next Scheduled EDR Contact: 11/14/2011
Data Release Frequency: No Update Planned

SLIC REG 8: Spills, Leaks, Investigation & Cleanup Cost Recovery Listing
The SLIC (Spills, Leaks, Investigations and Cleanup) program is designed to protect and restore water quality from spills, leaks, and similar discharges.

Date of Government Version: 04/03/2008
Date Data Arrived at EDR: 04/03/2008
Date Made Active in Reports: 04/14/2008
Number of Days to Update: 11
Source: California Region Water Quality Control Board Santa Ana Region (8)
Telephone: 951-782-3298
Last EDR Contact: 09/12/2011
Next Scheduled EDR Contact: 12/26/2011
Data Release Frequency: No Update Planned

SLIC REG 9: Spills, Leaks, Investigation & Cleanup Cost Recovery Listing
The SLIC (Spills, Leaks, Investigations and Cleanup) program is designed to protect and restore water quality from spills, leaks, and similar discharges.

Date of Government Version: 09/10/2007
Date Data Arrived at EDR: 09/11/2007
Date Made Active in Reports: 09/28/2007
Number of Days to Update: 17
Source: California Regional Water Quality Control Board San Diego Region (9)
Telephone: 858-467-2980
Last EDR Contact: 08/08/2011
Next Scheduled EDR Contact: 11/21/2011
Data Release Frequency: No Update Planned

Lists of state and tribal registered storage tanks

FEMA UST: Underground Storage Tank Listing
A listing of all FEMA owned underground storage tanks.

Date of Government Version: 10/14/2021
Date Data Arrived at EDR: 11/05/2021
Date Made Active in Reports: 02/01/2022
Number of Days to Update: 88
Source: FEMA
Telephone: 202-646-5797
Last EDR Contact: 06/29/2022
Next Scheduled EDR Contact: 10/17/2022
Data Release Frequency: Varies

MILITARY UST SITES: Military UST Sites (GEOTRACKER)
Military ust sites

Date of Government Version: 05/23/2022
Date Data Arrived at EDR: 05/23/2022
Date Made Active in Reports: 06/02/2022
Number of Days to Update: 10
Source: State Water Resources Control Board
Telephone: 866-480-1028
Last EDR Contact: 05/23/2022
Next Scheduled EDR Contact: 09/19/2022
Data Release Frequency: Varies

GOVERNMENT RECORDS SEARCHED / DATA CURRENCY TRACKING

UST CLOSURE: Proposed Closure of Underground Storage Tank (UST) Cases

UST cases that are being considered for closure by either the State Water Resources Control Board or the Executive Director have been posted for a 60-day public comment period. UST Case Closures being proposed for consideration by the State Water Resources Control Board. These are primarily UST cases that meet closure criteria under the decisional framework in State Water Board Resolution No. 92-49 and other Board orders. UST Case Closures proposed for consideration by the Executive Director pursuant to State Water Board Resolution No. 2012-0061. These are cases that meet the criteria of the Low-Threat UST Case Closure Policy. UST Case Closure Review Denials and Approved Orders.

Date of Government Version: 03/07/2022
Date Data Arrived at EDR: 03/08/2022
Date Made Active in Reports: 06/03/2022
Number of Days to Update: 87

Source: State Water Resources Control Board
Telephone: 916-327-7844
Last EDR Contact: 06/09/2022
Next Scheduled EDR Contact: 09/19/2022
Data Release Frequency: Varies

UST: Active UST Facilities

Active UST facilities gathered from the local regulatory agencies

Date of Government Version: 03/07/2022
Date Data Arrived at EDR: 03/08/2022
Date Made Active in Reports: 06/02/2022
Number of Days to Update: 86

Source: SWRCB
Telephone: 916-341-5851
Last EDR Contact: 06/07/2022
Next Scheduled EDR Contact: 09/19/2022
Data Release Frequency: Semi-Annually

AST: Aboveground Petroleum Storage Tank Facilities

A listing of aboveground storage tank petroleum storage tank locations.

Date of Government Version: 07/06/2016
Date Data Arrived at EDR: 07/12/2016
Date Made Active in Reports: 09/19/2016
Number of Days to Update: 69

Source: California Environmental Protection Agency
Telephone: 916-327-5092
Last EDR Contact: 06/09/2022
Next Scheduled EDR Contact: 09/26/2022
Data Release Frequency: Varies

INDIAN UST R4: Underground Storage Tanks on Indian Land

The Indian Underground Storage Tank (UST) database provides information about underground storage tanks on Indian land in EPA Region 4 (Alabama, Florida, Georgia, Kentucky, Mississippi, North Carolina, South Carolina, Tennessee and Tribal Nations)

Date of Government Version: 05/28/2021
Date Data Arrived at EDR: 06/22/2021
Date Made Active in Reports: 09/20/2021
Number of Days to Update: 90

Source: EPA Region 4
Telephone: 404-562-9424
Last EDR Contact: 06/13/2022
Next Scheduled EDR Contact: 08/01/2022
Data Release Frequency: Varies

INDIAN UST R6: Underground Storage Tanks on Indian Land

The Indian Underground Storage Tank (UST) database provides information about underground storage tanks on Indian land in EPA Region 6 (Louisiana, Arkansas, Oklahoma, New Mexico, Texas and 65 Tribes).

Date of Government Version: 10/12/2021
Date Data Arrived at EDR: 11/15/2021
Date Made Active in Reports: 02/08/2022
Number of Days to Update: 85

Source: EPA Region 6
Telephone: 214-665-7591
Last EDR Contact: 06/13/2022
Next Scheduled EDR Contact: 08/01/2022
Data Release Frequency: Varies

INDIAN UST R5: Underground Storage Tanks on Indian Land

The Indian Underground Storage Tank (UST) database provides information about underground storage tanks on Indian land in EPA Region 5 (Michigan, Minnesota and Wisconsin and Tribal Nations).

Date of Government Version: 04/06/2021
Date Data Arrived at EDR: 06/11/2021
Date Made Active in Reports: 09/07/2021
Number of Days to Update: 88

Source: EPA Region 5
Telephone: 312-886-6136
Last EDR Contact: 06/13/2022
Next Scheduled EDR Contact: 08/01/2022
Data Release Frequency: Varies

INDIAN UST R10: Underground Storage Tanks on Indian Land

The Indian Underground Storage Tank (UST) database provides information about underground storage tanks on Indian land in EPA Region 10 (Alaska, Idaho, Oregon, Washington, and Tribal Nations).

Date of Government Version: 10/12/2021
Date Data Arrived at EDR: 11/15/2021
Date Made Active in Reports: 02/08/2022
Number of Days to Update: 85

Source: EPA Region 10
Telephone: 206-553-2857
Last EDR Contact: 06/13/2022
Next Scheduled EDR Contact: 08/01/2022
Data Release Frequency: Varies

INDIAN UST R1: Underground Storage Tanks on Indian Land

The Indian Underground Storage Tank (UST) database provides information about underground storage tanks on Indian land in EPA Region 1 (Connecticut, Maine, Massachusetts, New Hampshire, Rhode Island, Vermont and ten Tribal Nations).

Date of Government Version: 10/14/2021
Date Data Arrived at EDR: 11/15/2021
Date Made Active in Reports: 02/08/2022
Number of Days to Update: 85

Source: EPA, Region 1
Telephone: 617-918-1313
Last EDR Contact: 06/13/2022
Next Scheduled EDR Contact: 08/01/2022
Data Release Frequency: Varies

INDIAN UST R9: Underground Storage Tanks on Indian Land

The Indian Underground Storage Tank (UST) database provides information about underground storage tanks on Indian land in EPA Region 9 (Arizona, California, Hawaii, Nevada, the Pacific Islands, and Tribal Nations).

Date of Government Version: 10/12/2021
Date Data Arrived at EDR: 11/15/2021
Date Made Active in Reports: 02/08/2022
Number of Days to Update: 85

Source: EPA Region 9
Telephone: 415-972-3368
Last EDR Contact: 06/13/2022
Next Scheduled EDR Contact: 08/01/2022
Data Release Frequency: Varies

INDIAN UST R7: Underground Storage Tanks on Indian Land

The Indian Underground Storage Tank (UST) database provides information about underground storage tanks on Indian land in EPA Region 7 (Iowa, Kansas, Missouri, Nebraska, and 9 Tribal Nations).

Date of Government Version: 10/12/2021
Date Data Arrived at EDR: 11/15/2021
Date Made Active in Reports: 02/08/2022
Number of Days to Update: 85

Source: EPA Region 7
Telephone: 913-551-7003
Last EDR Contact: 06/13/2022
Next Scheduled EDR Contact: 08/01/2022
Data Release Frequency: Varies

INDIAN UST R8: Underground Storage Tanks on Indian Land

The Indian Underground Storage Tank (UST) database provides information about underground storage tanks on Indian land in EPA Region 8 (Colorado, Montana, North Dakota, South Dakota, Utah, Wyoming and 27 Tribal Nations).

Date of Government Version: 10/12/2021
Date Data Arrived at EDR: 11/15/2021
Date Made Active in Reports: 02/08/2022
Number of Days to Update: 85

Source: EPA Region 8
Telephone: 303-312-6137
Last EDR Contact: 06/13/2022
Next Scheduled EDR Contact: 08/01/2022
Data Release Frequency: Varies

Lists of state and tribal voluntary cleanup sites

INDIAN VCP R7: Voluntary Cleanup Priority Lisitng

A listing of voluntary cleanup priority sites located on Indian Land located in Region 7.

Date of Government Version: 03/20/2008
Date Data Arrived at EDR: 04/22/2008
Date Made Active in Reports: 05/19/2008
Number of Days to Update: 27

Source: EPA, Region 7
Telephone: 913-551-7365
Last EDR Contact: 07/08/2021
Next Scheduled EDR Contact: 07/20/2009
Data Release Frequency: Varies

INDIAN VCP R1: Voluntary Cleanup Priority Listing
A listing of voluntary cleanup priority sites located on Indian Land located in Region 1.

Date of Government Version: 07/27/2015
Date Data Arrived at EDR: 09/29/2015
Date Made Active in Reports: 02/18/2016
Number of Days to Update: 142
Source: EPA, Region 1
Telephone: 617-918-1102
Last EDR Contact: 06/15/2022
Next Scheduled EDR Contact: 10/03/2022
Data Release Frequency: Varies

VCP: Voluntary Cleanup Program Properties
Contains low threat level properties with either confirmed or unconfirmed releases and the project proponents have request that DTSC oversee investigation and/or cleanup activities and have agreed to provide coverage for DTSC's costs.

Date of Government Version: 01/24/2022
Date Data Arrived at EDR: 01/25/2022
Date Made Active in Reports: 04/13/2022
Number of Days to Update: 78
Source: Department of Toxic Substances Control
Telephone: 916-323-3400
Last EDR Contact: 04/26/2022
Next Scheduled EDR Contact: 08/08/2022
Data Release Frequency: Quarterly

Lists of state and tribal brownfield sites

BROWNFIELDS: Considered Brownfieds Sites Listing
A listing of sites the SWRCB considers to be Brownfields since these are sites have come to them through the MOA Process.

Date of Government Version: 03/21/2022
Date Data Arrived at EDR: 03/21/2022
Date Made Active in Reports: 06/14/2022
Number of Days to Update: 85
Source: State Water Resources Control Board
Telephone: 916-323-7905
Last EDR Contact: 06/21/2022
Next Scheduled EDR Contact: 10/03/2022
Data Release Frequency: Quarterly

ADDITIONAL ENVIRONMENTAL RECORDS

Local Brownfield lists

US BROWNFIELDS: A Listing of Brownfields Sites
Brownfields are real property, the expansion, redevelopment, or reuse of which may be complicated by the presence or potential presence of a hazardous substance, pollutant, or contaminant. Cleaning up and reinvesting in these properties takes development pressures off of undeveloped, open land, and both improves and protects the environment. Assessment, Cleanup and Redevelopment Exchange System (ACRES) stores information reported by EPA Brownfields grant recipients on brownfields properties assessed or cleaned up with grant funding as well as information on Targeted Brownfields Assessments performed by EPA Regions. A listing of ACRES Brownfield sites is obtained from Cleanups in My Community. Cleanups in My Community provides information on Brownfields properties for which information is reported back to EPA, as well as areas served by Brownfields grant programs.

Date of Government Version: 02/23/2022
Date Data Arrived at EDR: 03/10/2022
Date Made Active in Reports: 03/10/2022
Number of Days to Update: 0
Source: Environmental Protection Agency
Telephone: 202-566-2777
Last EDR Contact: 06/13/2022
Next Scheduled EDR Contact: 09/26/2022
Data Release Frequency: Semi-Annually

Local Lists of Landfill / Solid Waste Disposal Sites

WMUDS/SWAT: Waste Management Unit Database
Waste Management Unit Database System. WMUDS is used by the State Water Resources Control Board staff and the Regional Water Quality Control Boards for program tracking and inventory of waste management units. WMUDS is composed of the following databases: Facility Information, Scheduled Inspections Information, Waste Management Unit Information, SWAT Program Information, SWAT Report Summary Information, SWAT Report Summary Data, Chapter 15 (formerly Subchapter 15) Information, Chapter 15 Monitoring Parameters, TPCA Program Information, RCRA Program Information, Closure Information, and Interested Parties Information.

Date of Government Version: 04/01/2000
Date Data Arrived at EDR: 04/10/2000
Date Made Active in Reports: 05/10/2000
Number of Days to Update: 30

Source: State Water Resources Control Board
Telephone: 916-227-4448
Last EDR Contact: 04/21/2022
Next Scheduled EDR Contact: 08/08/2022
Data Release Frequency: No Update Planned

SWRCY: Recycler Database
A listing of recycling facilities in California.

Date of Government Version: 03/07/2022
Date Data Arrived at EDR: 03/08/2022
Date Made Active in Reports: 06/02/2022
Number of Days to Update: 86

Source: Department of Conservation
Telephone: 916-323-3836
Last EDR Contact: 06/07/2022
Next Scheduled EDR Contact: 09/19/2022
Data Release Frequency: Quarterly

HAULERS: Registered Waste Tire Haulers Listing
A listing of registered waste tire haulers.

Date of Government Version: 02/15/2022
Date Data Arrived at EDR: 02/24/2022
Date Made Active in Reports: 05/25/2022
Number of Days to Update: 90

Source: Integrated Waste Management Board
Telephone: 916-341-6422
Last EDR Contact: 05/19/2022
Next Scheduled EDR Contact: 08/22/2022
Data Release Frequency: Varies

INDIAN ODI: Report on the Status of Open Dumps on Indian Lands
Location of open dumps on Indian land.

Date of Government Version: 12/31/1998
Date Data Arrived at EDR: 12/03/2007
Date Made Active in Reports: 01/24/2008
Number of Days to Update: 52

Source: Environmental Protection Agency
Telephone: 703-308-8245
Last EDR Contact: 04/21/2022
Next Scheduled EDR Contact: 08/08/2022
Data Release Frequency: Varies

ODI: Open Dump Inventory
An open dump is defined as a disposal facility that does not comply with one or more of the Part 257 or Part 258 Subtitle D Criteria.

Date of Government Version: 06/30/1985
Date Data Arrived at EDR: 08/09/2004
Date Made Active in Reports: 09/17/2004
Number of Days to Update: 39

Source: Environmental Protection Agency
Telephone: 800-424-9346
Last EDR Contact: 06/09/2004
Next Scheduled EDR Contact: N/A
Data Release Frequency: No Update Planned

DEBRIS REGION 9: Torres Martinez Reservation Illegal Dump Site Locations
A listing of illegal dump sites location on the Torres Martinez Indian Reservation located in eastern Riverside County and northern Imperial County, California.

Date of Government Version: 01/12/2009
Date Data Arrived at EDR: 05/07/2009
Date Made Active in Reports: 09/21/2009
Number of Days to Update: 137

Source: EPA, Region 9
Telephone: 415-947-4219
Last EDR Contact: 04/14/2022
Next Scheduled EDR Contact: 08/01/2022
Data Release Frequency: No Update Planned

IHS OPEN DUMPS: Open Dumps on Indian Land
A listing of all open dumps located on Indian Land in the United States.

Date of Government Version: 04/01/2014
Date Data Arrived at EDR: 08/06/2014
Date Made Active in Reports: 01/29/2015
Number of Days to Update: 176

Source: Department of Health & Human Serivces, Indian Health Service
Telephone: 301-443-1452
Last EDR Contact: 04/28/2022
Next Scheduled EDR Contact: 08/08/2022
Data Release Frequency: Varies

Local Lists of Hazardous waste / Contaminated Sites

US HIST CDL: National Clandestine Laboratory Register

A listing of clandestine drug lab locations that have been removed from the DEAs National Clandestine Laboratory Register.

Date of Government Version: 02/22/2022
Date Data Arrived at EDR: 02/23/2022
Date Made Active in Reports: 05/10/2022
Number of Days to Update: 76

Source: Drug Enforcement Administration
Telephone: 202-307-1000
Last EDR Contact: 05/24/2022
Next Scheduled EDR Contact: 09/05/2022
Data Release Frequency: No Update Planned

HIST CAL-SITES: Calsites Database

The Calsites database contains potential or confirmed hazardous substance release properties. In 1996, California EPA reevaluated and significantly reduced the number of sites in the Calsites database. No longer updated by the state agency. It has been replaced by ENVIROSTOR.

Date of Government Version: 08/08/2005
Date Data Arrived at EDR: 08/03/2006
Date Made Active in Reports: 08/24/2006
Number of Days to Update: 21

Source: Department of Toxic Substance Control
Telephone: 916-323-3400
Last EDR Contact: 02/23/2009
Next Scheduled EDR Contact: 05/25/2009
Data Release Frequency: No Update Planned

SCH: School Property Evaluation Program

This category contains proposed and existing school sites that are being evaluated by DTSC for possible hazardous materials contamination. In some cases, these properties may be listed in the CalSites category depending on the level of threat to public health and safety or the environment they pose.

Date of Government Version: 01/24/2022
Date Data Arrived at EDR: 01/25/2022
Date Made Active in Reports: 04/13/2022
Number of Days to Update: 78

Source: Department of Toxic Substances Control
Telephone: 916-323-3400
Last EDR Contact: 04/26/2022
Next Scheduled EDR Contact: 08/08/2022
Data Release Frequency: Quarterly

CDL: Clandestine Drug Labs

A listing of drug lab locations. Listing of a location in this database does not indicate that any illegal drug lab materials were or were not present there, and does not constitute a determination that the location either requires or does not require additional cleanup work.

Date of Government Version: 12/31/2019
Date Data Arrived at EDR: 01/20/2021
Date Made Active in Reports: 04/08/2021
Number of Days to Update: 78

Source: Department of Toxic Substances Control
Telephone: 916-255-6504
Last EDR Contact: 06/28/2022
Next Scheduled EDR Contact: 10/17/2022
Data Release Frequency: Varies

TOXIC PITS: Toxic Pits Cleanup Act Sites

Toxic PITS Cleanup Act Sites. TOXIC PITS identifies sites suspected of containing hazardous substances where cleanup has not yet been completed.

Date of Government Version: 07/01/1995
Date Data Arrived at EDR: 08/30/1995
Date Made Active in Reports: 09/26/1995
Number of Days to Update: 27

Source: State Water Resources Control Board
Telephone: 916-227-4364
Last EDR Contact: 01/26/2009
Next Scheduled EDR Contact: 04/27/2009
Data Release Frequency: No Update Planned

CERS HAZ WASTE: CERS HAZ WASTE

List of sites in the California Environmental Protection Agency (CalEPA) Regulated Site Portal which fall under the Hazardous Chemical Management, Hazardous Waste Onsite Treatment, Household Hazardous Waste Collection, Hazardous Waste Generator, and RCRA LQ HW Generator programs.

Date of Government Version: 01/18/2022
Date Data Arrived at EDR: 01/19/2022
Date Made Active in Reports: 04/11/2022
Number of Days to Update: 82

Source: CalEPA
Telephone: 916-323-2514
Last EDR Contact: 04/19/2022
Next Scheduled EDR Contact: 08/01/2022
Data Release Frequency: Quarterly

US CDL: Clandestine Drug Labs

A listing of clandestine drug lab locations. The U.S. Department of Justice ("the Department") provides this web site as a public service. It contains addresses of some locations where law enforcement agencies reported they found chemicals or other items that indicated the presence of either clandestine drug laboratories or dumpsites. In most cases, the source of the entries is not the Department, and the Department has not verified the entry and does not guarantee its accuracy. Members of the public must verify the accuracy of all entries by, for example, contacting local law enforcement and local health departments.

Date of Government Version: 02/22/2022
Date Data Arrived at EDR: 02/23/2022
Date Made Active in Reports: 05/10/2022
Number of Days to Update: 76

Source: Drug Enforcement Administration
Telephone: 202-307-1000
Last EDR Contact: 05/24/2022
Next Scheduled EDR Contact: 09/05/2022
Data Release Frequency: Quarterly

AQUEOUS FOAM: Former Fire Training Facility Assessments Listing

Airports shown on this list are those believed to use Aqueous Film Forming Foam (AFFF), and certified by the Federal Aviation Administration (FAA) under Title 14, Code of Federal Regulations (CFR), Part 139 (14 CFR Part 139). This list was created by SWRCB using information available from the FAA. Location points shown are from the latitude and longitude listed on the FAA airport master record.

Date of Government Version: 02/20/2020
Date Data Arrived at EDR: 12/10/2021
Date Made Active in Reports: 02/25/2022
Number of Days to Update: 77

Source: State Water Resources Control Board
Telephone: 916-341-5455
Last EDR Contact: 06/10/2022
Next Scheduled EDR Contact: 09/19/2022
Data Release Frequency: Varies

PFAS: PFAS Contamination Site Location Listing

A listing of PFAS contaminated sites included in the GeoTracker database.

Date of Government Version: 03/07/2022
Date Data Arrived at EDR: 03/08/2022
Date Made Active in Reports: 06/02/2022
Number of Days to Update: 86

Source: State Water Resources Control Board
Telephone: 866-480-1028
Last EDR Contact: 06/07/2022
Next Scheduled EDR Contact: 09/19/2022
Data Release Frequency: Varies

Local Lists of Registered Storage Tanks

SWEEPS UST: SWEEPS UST Listing

Statewide Environmental Evaluation and Planning System. This underground storage tank listing was updated and maintained by a company contacted by the SWRCB in the early 1990's. The listing is no longer updated or maintained. The local agency is the contact for more information on a site on the SWEEPS list.

Date of Government Version: 06/01/1994
Date Data Arrived at EDR: 07/07/2005
Date Made Active in Reports: 08/11/2005
Number of Days to Update: 35

Source: State Water Resources Control Board
Telephone: N/A
Last EDR Contact: 06/03/2005
Next Scheduled EDR Contact: N/A
Data Release Frequency: No Update Planned

HIST UST: Hazardous Substance Storage Container Database

The Hazardous Substance Storage Container Database is a historical listing of UST sites. Refer to local/county source for current data.

Date of Government Version: 10/15/1990
Date Data Arrived at EDR: 01/25/1991
Date Made Active in Reports: 02/12/1991
Number of Days to Update: 18

Source: State Water Resources Control Board
Telephone: 916-341-5851
Last EDR Contact: 07/26/2001
Next Scheduled EDR Contact: N/A
Data Release Frequency: No Update Planned

SAN FRANCISCO AST: Aboveground Storage Tank Site Listing
Aboveground storage tank sites

Date of Government Version: 02/03/2022
Date Data Arrived at EDR: 02/04/2022
Date Made Active in Reports: 05/02/2022
Number of Days to Update: 87

Source: San Francisco County Department of Public Health
Telephone: 415-252-3896
Last EDR Contact: 04/28/2022
Next Scheduled EDR Contact: 08/15/2022
Data Release Frequency: Varies

CA FID UST: Facility Inventory Database
The Facility Inventory Database (FID) contains a historical listing of active and inactive underground storage tank locations from the State Water Resource Control Board. Refer to local/county source for current data.

Date of Government Version: 10/31/1994
Date Data Arrived at EDR: 09/05/1995
Date Made Active in Reports: 09/29/1995
Number of Days to Update: 24

Source: California Environmental Protection Agency
Telephone: 916-341-5851
Last EDR Contact: 12/28/1998
Next Scheduled EDR Contact: N/A
Data Release Frequency: No Update Planned

CERS TANKS: California Environmental Reporting System (CERS) Tanks
List of sites in the California Environmental Protection Agency (CalEPA) Regulated Site Portal which fall under the Aboveground Petroleum Storage and Underground Storage Tank regulatory programs.

Date of Government Version: 01/18/2022
Date Data Arrived at EDR: 01/19/2022
Date Made Active in Reports: 04/11/2022
Number of Days to Update: 82

Source: California Environmental Protection Agency
Telephone: 916-323-2514
Last EDR Contact: 04/19/2022
Next Scheduled EDR Contact: 08/01/2022
Data Release Frequency: Quarterly

Local Land Records

LIENS: Environmental Liens Listing
A listing of property locations with environmental liens for California where DTSC is a lien holder.

Date of Government Version: 02/24/2022
Date Data Arrived at EDR: 02/25/2022
Date Made Active in Reports: 03/09/2022
Number of Days to Update: 12

Source: Department of Toxic Substances Control
Telephone: 916-323-3400
Last EDR Contact: 05/25/2022
Next Scheduled EDR Contact: 09/12/2022
Data Release Frequency: Varies

LIENS 2: CERCLA Lien Information
A Federal CERCLA ('Superfund') lien can exist by operation of law at any site or property at which EPA has spent Superfund monies. These monies are spent to investigate and address releases and threatened releases of contamination. CERCLIS provides information as to the identity of these sites and properties.

Date of Government Version: 04/27/2022
Date Data Arrived at EDR: 05/05/2022
Date Made Active in Reports: 05/31/2022
Number of Days to Update: 26

Source: Environmental Protection Agency
Telephone: 202-564-6023
Last EDR Contact: 07/01/2022
Next Scheduled EDR Contact: 10/10/2022
Data Release Frequency: Semi-Annually

DEED: Deed Restriction Listing

Site Mitigation and Brownfields Reuse Program Facility Sites with Deed Restrictions & Hazardous Waste Management Program Facility Sites with Deed / Land Use Restriction. The DTSC Site Mitigation and Brownfields Reuse Program (SMBRP) list includes sites cleaned up under the program's oversight and generally does not include current or former hazardous waste facilities that required a hazardous waste facility permit. The list represents deed restrictions that are active. Some sites have multiple deed restrictions. The DTSC Hazardous Waste Management Program (HWMP) has developed a list of current or former hazardous waste facilities that have a recorded land use restriction at the local county recorder's office. The land use restrictions on this list were required by the DTSC HWMP as a result of the presence of hazardous substances that remain on site after the facility (or part of the facility) has been closed or cleaned up. The types of land use restriction include deed notice, deed restriction, or a land use restriction that binds current and future owners.

Date of Government Version: 02/28/2022
Date Data Arrived at EDR: 02/28/2022
Date Made Active in Reports: 05/25/2022
Number of Days to Update: 86

Source: DTSC and SWRCB
Telephone: 916-323-3400
Last EDR Contact: 05/31/2022
Next Scheduled EDR Contact: 09/12/2022
Data Release Frequency: Semi-Annually

Records of Emergency Release Reports

HMIRS: Hazardous Materials Information Reporting System

Hazardous Materials Incident Report System. HMIRS contains hazardous material spill incidents reported to DOT.

Date of Government Version: 03/21/2022
Date Data Arrived at EDR: 03/21/2022
Date Made Active in Reports: 06/14/2022
Number of Days to Update: 85

Source: U.S. Department of Transportation
Telephone: 202-366-4555
Last EDR Contact: 06/21/2022
Next Scheduled EDR Contact: 10/03/2022
Data Release Frequency: Quarterly

CHMIRS: California Hazardous Material Incident Report System

California Hazardous Material Incident Reporting System. CHMIRS contains information on reported hazardous material incidents (accidental releases or spills).

Date of Government Version: 12/31/2021
Date Data Arrived at EDR: 01/19/2022
Date Made Active in Reports: 04/08/2022
Number of Days to Update: 79

Source: Office of Emergency Services
Telephone: 916-845-8400
Last EDR Contact: 04/19/2022
Next Scheduled EDR Contact: 08/01/2022
Data Release Frequency: Semi-Annually

LDS: Land Disposal Sites Listing (GEOTRACKER)

Land Disposal sites (Landfills) included in GeoTracker. GeoTracker is the Water Boards data management system for sites that impact, or have the potential to impact, water quality in California, with emphasis on groundwater.

Date of Government Version: 05/23/2022
Date Data Arrived at EDR: 05/23/2022
Date Made Active in Reports: 05/24/2022
Number of Days to Update: 1

Source: State Water Qualilty Control Board
Telephone: 866-480-1028
Last EDR Contact: 05/23/2022
Next Scheduled EDR Contact: 09/19/2022
Data Release Frequency: Quarterly

MCS: Military Cleanup Sites Listing (GEOTRACKER)

Military sites (consisting of: Military UST sites; Military Privatized sites; and Military Cleanup sites [formerly known as DoD non UST]) included in GeoTracker. GeoTracker is the Water Boards data management system for sites that impact, or have the potential to impact, water quality in California, with emphasis on groundwater.

Date of Government Version: 05/23/2022
Date Data Arrived at EDR: 05/23/2022
Date Made Active in Reports: 05/24/2022
Number of Days to Update: 1

Source: State Water Resources Control Board
Telephone: 866-480-1028
Last EDR Contact: 05/23/2022
Next Scheduled EDR Contact: 09/19/2022
Data Release Frequency: Quarterly

SPILLS 90: SPILLS90 data from FirstSearch

Spills 90 includes those spill and release records available exclusively from FirstSearch databases. Typically, they may include chemical, oil and/or hazardous substance spills recorded after 1990. Duplicate records that are already included in EDR incident and release records are not included in Spills 90.

Date of Government Version: 06/06/2012
Date Data Arrived at EDR: 01/03/2013
Date Made Active in Reports: 02/22/2013
Number of Days to Update: 50

Source: FirstSearch
Telephone: N/A
Last EDR Contact: 01/03/2013
Next Scheduled EDR Contact: N/A
Data Release Frequency: No Update Planned

Other Ascertainable Records

RCRA NonGen / NLR: RCRA - Non Generators / No Longer Regulated

RCRAInfo is EPA's comprehensive information system, providing access to data supporting the Resource Conservation and Recovery Act (RCRA) of 1976 and the Hazardous and Solid Waste Amendments (HSWA) of 1984. The database includes selective information on sites which generate, transport, store, treat and/or dispose of hazardous waste as defined by the Resource Conservation and Recovery Act (RCRA). Non-Generators do not presently generate hazardous waste.

Date of Government Version: 06/20/2022
Date Data Arrived at EDR: 06/21/2022
Date Made Active in Reports: 06/28/2022
Number of Days to Update: 7

Source: Environmental Protection Agency
Telephone: (415) 495-8895
Last EDR Contact: 06/21/2022
Next Scheduled EDR Contact: 10/03/2022
Data Release Frequency: Quarterly

FUDS: Formerly Used Defense Sites

The listing includes locations of Formerly Used Defense Sites properties where the US Army Corps of Engineers is actively working or will take necessary cleanup actions.

Date of Government Version: 12/01/2021
Date Data Arrived at EDR: 02/15/2022
Date Made Active in Reports: 05/10/2022
Number of Days to Update: 84

Source: U.S. Army Corps of Engineers
Telephone: 202-528-4285
Last EDR Contact: 05/17/2022
Next Scheduled EDR Contact: 08/29/2022
Data Release Frequency: Varies

DOD: Department of Defense Sites

This data set consists of federally owned or administered lands, administered by the Department of Defense, that have any area equal to or greater than 640 acres of the United States, Puerto Rico, and the U.S. Virgin Islands.

Date of Government Version: 06/07/2021
Date Data Arrived at EDR: 07/13/2021
Date Made Active in Reports: 03/09/2022
Number of Days to Update: 239

Source: USGS
Telephone: 888-275-8747
Last EDR Contact: 04/12/2022
Next Scheduled EDR Contact: 07/25/2022
Data Release Frequency: Varies

FEDLAND: Federal and Indian Lands

Federally and Indian administrated lands of the United States. Lands included are administrated by: Army Corps of Engineers, Bureau of Reclamation, National Wild and Scenic River, National Wildlife Refuge, Public Domain Land, Wilderness, Wilderness Study Area, Wildlife Management Area, Bureau of Indian Affairs, Bureau of Land Management, Department of Justice, Forest Service, Fish and Wildlife Service, National Park Service.

Date of Government Version: 04/02/2018
Date Data Arrived at EDR: 04/11/2018
Date Made Active in Reports: 11/06/2019
Number of Days to Update: 574

Source: U.S. Geological Survey
Telephone: 888-275-8747
Last EDR Contact: 07/08/2022
Next Scheduled EDR Contact: 10/17/2022
Data Release Frequency: N/A

SCRD DRYCLEANERS: State Coalition for Remediation of Drycleaners Listing

The State Coalition for Remediation of Drycleaners was established in 1998, with support from the U.S. EPA Office of Superfund Remediation and Technology Innovation. It is comprised of representatives of states with established drycleaner remediation programs. Currently the member states are Alabama, Connecticut, Florida, Illinois, Kansas, Minnesota, Missouri, North Carolina, Oregon, South Carolina, Tennessee, Texas, and Wisconsin.

Date of Government Version: 01/01/2017
Date Data Arrived at EDR: 02/03/2017
Date Made Active in Reports: 04/07/2017
Number of Days to Update: 63

Source: Environmental Protection Agency
Telephone: 615-532-8599
Last EDR Contact: 05/06/2022
Next Scheduled EDR Contact: 08/22/2022
Data Release Frequency: Varies

US FIN ASSUR: Financial Assurance Information

All owners and operators of facilities that treat, store, or dispose of hazardous waste are required to provide proof that they will have sufficient funds to pay for the clean up, closure, and post-closure care of their facilities.

Date of Government Version: 03/21/2022
Date Data Arrived at EDR: 03/21/2022
Date Made Active in Reports: 06/14/2022
Number of Days to Update: 85

Source: Environmental Protection Agency
Telephone: 202-566-1917
Last EDR Contact: 06/21/2022
Next Scheduled EDR Contact: 10/03/2022
Data Release Frequency: Quarterly

EPA WATCH LIST: EPA WATCH LIST

EPA maintains a "Watch List" to facilitate dialogue between EPA, state and local environmental agencies on enforcement matters relating to facilities with alleged violations identified as either significant or high priority. Being on the Watch List does not mean that the facility has actually violated the law only that an investigation by EPA or a state or local environmental agency has led those organizations to allege that an unproven violation has in fact occurred. Being on the Watch List does not represent a higher level of concern regarding the alleged violations that were detected, but instead indicates cases requiring additional dialogue between EPA, state and local agencies - primarily because of the length of time the alleged violation has gone unaddressed or unresolved.

Date of Government Version: 08/30/2013
Date Data Arrived at EDR: 03/21/2014
Date Made Active in Reports: 06/17/2014
Number of Days to Update: 88

Source: Environmental Protection Agency
Telephone: 617-520-3000
Last EDR Contact: 04/28/2022
Next Scheduled EDR Contact: 08/15/2022
Data Release Frequency: Quarterly

2020 COR ACTION: 2020 Corrective Action Program List

The EPA has set ambitious goals for the RCRA Corrective Action program by creating the 2020 Corrective Action Universe. This RCRA cleanup baseline includes facilities expected to need corrective action. The 2020 universe contains a wide variety of sites. Some properties are heavily contaminated while others were contaminated but have since been cleaned up. Still others have not been fully investigated yet, and may require little or no remediation. Inclusion in the 2020 Universe does not necessarily imply failure on the part of a facility to meet its RCRA obligations.

Date of Government Version: 09/30/2017
Date Data Arrived at EDR: 05/08/2018
Date Made Active in Reports: 07/20/2018
Number of Days to Update: 73

Source: Environmental Protection Agency
Telephone: 703-308-4044
Last EDR Contact: 05/06/2022
Next Scheduled EDR Contact: 08/15/2022
Data Release Frequency: Varies

TSCA: Toxic Substances Control Act

Toxic Substances Control Act. TSCA identifies manufacturers and importers of chemical substances included on the TSCA Chemical Substance Inventory list. It includes data on the production volume of these substances by plant site.

Date of Government Version: 12/31/2016
Date Data Arrived at EDR: 06/17/2020
Date Made Active in Reports: 09/10/2020
Number of Days to Update: 85

Source: EPA
Telephone: 202-260-5521
Last EDR Contact: 06/14/2022
Next Scheduled EDR Contact: 09/26/2022
Data Release Frequency: Every 4 Years

TRIS: Toxic Chemical Release Inventory System

Toxic Release Inventory System. TRIS identifies facilities which release toxic chemicals to the air, water and land in reportable quantities under SARA Title III Section 313.

Date of Government Version: 12/31/2018
Date Data Arrived at EDR: 08/14/2020
Date Made Active in Reports: 11/04/2020
Number of Days to Update: 82

Source: EPA
Telephone: 202-566-0250
Last EDR Contact: 05/20/2022
Next Scheduled EDR Contact: 08/29/2022
Data Release Frequency: Annually

SSTS: Section 7 Tracking Systems

Section 7 of the Federal Insecticide, Fungicide and Rodenticide Act, as amended (92 Stat. 829) requires all registered pesticide-producing establishments to submit a report to the Environmental Protection Agency by March 1st each year. Each establishment must report the types and amounts of pesticides, active ingredients and devices being produced, and those having been produced and sold or distributed in the past year.

Date of Government Version: 01/19/2022
Date Data Arrived at EDR: 01/19/2022
Date Made Active in Reports: 04/11/2022
Number of Days to Update: 82

Source: EPA
Telephone: 202-564-4203
Last EDR Contact: 04/20/2022
Next Scheduled EDR Contact: 08/01/2022
Data Release Frequency: Annually

ROD: Records Of Decision

Record of Decision. ROD documents mandate a permanent remedy at an NPL (Superfund) site containing technical and health information to aid in the cleanup.

Date of Government Version: 04/27/2022
Date Data Arrived at EDR: 05/05/2022
Date Made Active in Reports: 05/31/2022
Number of Days to Update: 26

Source: EPA
Telephone: 703-416-0223
Last EDR Contact: 07/01/2022
Next Scheduled EDR Contact: 09/12/2022
Data Release Frequency: Annually

RMP: Risk Management Plans

When Congress passed the Clean Air Act Amendments of 1990, it required EPA to publish regulations and guidance for chemical accident prevention at facilities using extremely hazardous substances. The Risk Management Program Rule (RMP Rule) was written to implement Section 112(r) of these amendments. The rule, which built upon existing industry codes and standards, requires companies of all sizes that use certain flammable and toxic substances to develop a Risk Management Program, which includes a(n): Hazard assessment that details the potential effects of an accidental release, an accident history of the last five years, and an evaluation of worst-case and alternative accidental releases; Prevention program that includes safety precautions and maintenance, monitoring, and employee training measures; and Emergency response program that spells out emergency health care, employee training measures and procedures for informing the public and response agencies (e.g the fire department) should an accident occur.

Date of Government Version: 04/27/2022
Date Data Arrived at EDR: 05/04/2022
Date Made Active in Reports: 05/10/2022
Number of Days to Update: 6

Source: Environmental Protection Agency
Telephone: 202-564-8600
Last EDR Contact: 04/18/2022
Next Scheduled EDR Contact: 08/01/2022
Data Release Frequency: Varies

RAATS: RCRA Administrative Action Tracking System

RCRA Administration Action Tracking System. RAATS contains records based on enforcement actions issued under RCRA pertaining to major violators and includes administrative and civil actions brought by the EPA. For administration actions after September 30, 1995, data entry in the RAATS database was discontinued. EPA will retain a copy of the database for historical records. It was necessary to terminate RAATS because a decrease in agency resources made it impossible to continue to update the information contained in the database.

Date of Government Version: 04/17/1995
Date Data Arrived at EDR: 07/03/1995
Date Made Active in Reports: 08/07/1995
Number of Days to Update: 35

Source: EPA
Telephone: 202-564-4104
Last EDR Contact: 06/02/2008
Next Scheduled EDR Contact: 09/01/2008
Data Release Frequency: No Update Planned

PRP: Potentially Responsible Parties
A listing of verified Potentially Responsible Parties

Date of Government Version: 01/25/2022
Date Data Arrived at EDR: 02/03/2022
Date Made Active in Reports: 02/25/2022
Number of Days to Update: 22

Source: EPA
Telephone: 202-564-6023
Last EDR Contact: 07/01/2022
Next Scheduled EDR Contact: 08/15/2022
Data Release Frequency: Quarterly

PADS: PCB Activity Database System
PCB Activity Database. PADS Identifies generators, transporters, commercial storers and/or brokers and disposers of PCB's who are required to notify the EPA of such activities.

Date of Government Version: 01/20/2022
Date Data Arrived at EDR: 01/20/2022
Date Made Active in Reports: 03/25/2022
Number of Days to Update: 64

Source: EPA
Telephone: 202-566-0500
Last EDR Contact: 07/08/2022
Next Scheduled EDR Contact: 10/17/2022
Data Release Frequency: Annually

ICIS: Integrated Compliance Information System
The Integrated Compliance Information System (ICIS) supports the information needs of the national enforcement and compliance program as well as the unique needs of the National Pollutant Discharge Elimination System (NPDES) program.

Date of Government Version: 11/18/2016
Date Data Arrived at EDR: 11/23/2016
Date Made Active in Reports: 02/10/2017
Number of Days to Update: 79

Source: Environmental Protection Agency
Telephone: 202-564-2501
Last EDR Contact: 06/28/2022
Next Scheduled EDR Contact: 10/17/2022
Data Release Frequency: Quarterly

FTTS: FIFRA/ TSCA Tracking System - FIFRA (Federal Insecticide, Fungicide, & Rodenticide Act)/TSCA (Toxic Substances Control Act)
FTTS tracks administrative cases and pesticide enforcement actions and compliance activities related to FIFRA, TSCA and EPCRA (Emergency Planning and Community Right-to-Know Act). To maintain currency, EDR contacts the Agency on a quarterly basis.

Date of Government Version: 04/09/2009
Date Data Arrived at EDR: 04/16/2009
Date Made Active in Reports: 05/11/2009
Number of Days to Update: 25

Source: EPA/Office of Prevention, Pesticides and Toxic Substances
Telephone: 202-566-1667
Last EDR Contact: 08/18/2017
Next Scheduled EDR Contact: 12/04/2017
Data Release Frequency: No Update Planned

FTTS INSP: FIFRA/ TSCA Tracking System - FIFRA (Federal Insecticide, Fungicide, & Rodenticide Act)/TSCA (Toxic Substances Control Act)
A listing of FIFRA/TSCA Tracking System (FTTS) inspections and enforcements.

Date of Government Version: 04/09/2009
Date Data Arrived at EDR: 04/16/2009
Date Made Active in Reports: 05/11/2009
Number of Days to Update: 25

Source: EPA
Telephone: 202-566-1667
Last EDR Contact: 08/18/2017
Next Scheduled EDR Contact: 12/04/2017
Data Release Frequency: No Update Planned

MLTS: Material Licensing Tracking System
MLTS is maintained by the Nuclear Regulatory Commission and contains a list of approximately 8,100 sites which possess or use radioactive materials and which are subject to NRC licensing requirements. To maintain currency, EDR contacts the Agency on a quarterly basis.

Date of Government Version: 03/11/2022
Date Data Arrived at EDR: 03/15/2022
Date Made Active in Reports: 06/14/2022
Number of Days to Update: 91

Source: Nuclear Regulatory Commission
Telephone: 301-415-7169
Last EDR Contact: 04/18/2022
Next Scheduled EDR Contact: 08/01/2022
Data Release Frequency: Quarterly

COAL ASH DOE: Steam-Electric Plant Operation Data
A listing of power plants that store ash in surface ponds.

Date of Government Version: 12/31/2020
Date Data Arrived at EDR: 11/30/2021
Date Made Active in Reports: 02/22/2022
Number of Days to Update: 84
Source: Department of Energy
Telephone: 202-586-8719
Last EDR Contact: 06/02/2022
Next Scheduled EDR Contact: 09/12/2022
Data Release Frequency: Varies

COAL ASH EPA: Coal Combustion Residues Surface Impoundments List
A listing of coal combustion residues surface impoundments with high hazard potential ratings.

Date of Government Version: 01/12/2017
Date Data Arrived at EDR: 03/05/2019
Date Made Active in Reports: 11/11/2019
Number of Days to Update: 251
Source: Environmental Protection Agency
Telephone: N/A
Last EDR Contact: 05/25/2022
Next Scheduled EDR Contact: 09/12/2022
Data Release Frequency: Varies

PCB TRANSFORMER: PCB Transformer Registration Database
The database of PCB transformer registrations that includes all PCB registration submittals.

Date of Government Version: 09/13/2019
Date Data Arrived at EDR: 11/06/2019
Date Made Active in Reports: 02/10/2020
Number of Days to Update: 96
Source: Environmental Protection Agency
Telephone: 202-566-0517
Last EDR Contact: 05/06/2022
Next Scheduled EDR Contact: 08/15/2022
Data Release Frequency: Varies

RADINFO: Radiation Information Database
The Radiation Information Database (RADINFO) contains information about facilities that are regulated by U.S. Environmental Protection Agency (EPA) regulations for radiation and radioactivity.

Date of Government Version: 07/01/2019
Date Data Arrived at EDR: 07/01/2019
Date Made Active in Reports: 09/23/2019
Number of Days to Update: 84
Source: Environmental Protection Agency
Telephone: 202-343-9775
Last EDR Contact: 06/23/2022
Next Scheduled EDR Contact: 10/10/2022
Data Release Frequency: Quarterly

HIST FTTS: FIFRA/TSCA Tracking System Administrative Case Listing
A complete administrative case listing from the FIFRA/TSCA Tracking System (FTTS) for all ten EPA regions. The information was obtained from the National Compliance Database (NCDB). NCDB supports the implementation of FIFRA (Federal Insecticide, Fungicide, and Rodenticide Act) and TSCA (Toxic Substances Control Act). Some EPA regions are now closing out records. Because of that, and the fact that some EPA regions are not providing EPA Headquarters with updated records, it was decided to create a HIST FTTS database. It included records that may not be included in the newer FTTS database updates. This database is no longer updated.

Date of Government Version: 10/19/2006
Date Data Arrived at EDR: 03/01/2007
Date Made Active in Reports: 04/10/2007
Number of Days to Update: 40
Source: Environmental Protection Agency
Telephone: 202-564-2501
Last EDR Contact: 12/17/2007
Next Scheduled EDR Contact: 03/17/2008
Data Release Frequency: No Update Planned

HIST FTTS INSP: FIFRA/TSCA Tracking System Inspection & Enforcement Case Listing
A complete inspection and enforcement case listing from the FIFRA/TSCA Tracking System (FTTS) for all ten EPA regions. The information was obtained from the National Compliance Database (NCDB). NCDB supports the implementation of FIFRA (Federal Insecticide, Fungicide, and Rodenticide Act) and TSCA (Toxic Substances Control Act). Some EPA regions are now closing out records. Because of that, and the fact that some EPA regions are not providing EPA Headquarters with updated records, it was decided to create a HIST FTTS database. It included records that may not be included in the newer FTTS database updates. This database is no longer updated.

Date of Government Version: 10/19/2006
Date Data Arrived at EDR: 03/01/2007
Date Made Active in Reports: 04/10/2007
Number of Days to Update: 40

Source: Environmental Protection Agency
Telephone: 202-564-2501
Last EDR Contact: 12/17/2008
Next Scheduled EDR Contact: 03/17/2008
Data Release Frequency: No Update Planned

DOT OPS: Incident and Accident Data

Department of Transporation, Office of Pipeline Safety Incident and Accident data.

Date of Government Version: 01/02/2020
Date Data Arrived at EDR: 01/28/2020
Date Made Active in Reports: 04/17/2020
Number of Days to Update: 80

Source: Department of Transporation, Office of Pipeline Safety
Telephone: 202-366-4595
Last EDR Contact: 04/26/2022
Next Scheduled EDR Contact: 08/08/2022
Data Release Frequency: Quarterly

CONSENT: Superfund (CERCLA) Consent Decrees

Major legal settlements that establish responsibility and standards for cleanup at NPL (Superfund) sites. Released periodically by United States District Courts after settlement by parties to litigation matters.

Date of Government Version: 12/31/2021
Date Data Arrived at EDR: 01/14/2022
Date Made Active in Reports: 03/25/2022
Number of Days to Update: 70

Source: Department of Justice, Consent Decree Library
Telephone: Varies
Last EDR Contact: 06/29/2022
Next Scheduled EDR Contact: 10/17/2022
Data Release Frequency: Varies

BRS: Biennial Reporting System

The Biennial Reporting System is a national system administered by the EPA that collects data on the generation and management of hazardous waste. BRS captures detailed data from two groups: Large Quantity Generators (LQG) and Treatment, Storage, and Disposal Facilities.

Date of Government Version: 12/31/2019
Date Data Arrived at EDR: 03/02/2022
Date Made Active in Reports: 03/25/2022
Number of Days to Update: 23

Source: EPA/NTIS
Telephone: 800-424-9346
Last EDR Contact: 06/21/2022
Next Scheduled EDR Contact: 10/03/2022
Data Release Frequency: Biennially

INDIAN RESERV: Indian Reservations

This map layer portrays Indian administered lands of the United States that have any area equal to or greater than 640 acres.

Date of Government Version: 12/31/2014
Date Data Arrived at EDR: 07/14/2015
Date Made Active in Reports: 01/10/2017
Number of Days to Update: 546

Source: USGS
Telephone: 202-208-3710
Last EDR Contact: 07/08/2022
Next Scheduled EDR Contact: 10/17/2022
Data Release Frequency: Semi-Annually

FUSRAP: Formerly Utilized Sites Remedial Action Program

DOE established the Formerly Utilized Sites Remedial Action Program (FUSRAP) in 1974 to remediate sites where radioactive contamination remained from Manhattan Project and early U.S. Atomic Energy Commission (AEC) operations.

Date of Government Version: 07/26/2021
Date Data Arrived at EDR: 07/27/2021
Date Made Active in Reports: 10/22/2021
Number of Days to Update: 87

Source: Department of Energy
Telephone: 202-586-3559
Last EDR Contact: 04/28/2022
Next Scheduled EDR Contact: 08/15/2022
Data Release Frequency: Varies

UMTRA: Uranium Mill Tailings Sites

Uranium ore was mined by private companies for federal government use in national defense programs. When the mills shut down, large piles of the sand-like material (mill tailings) remain after uranium has been extracted from the ore. Levels of human exposure to radioactive materials from the piles are low; however, in some cases tailings were used as construction materials before the potential health hazards of the tailings were recognized.

Date of Government Version: 08/30/2019
Date Data Arrived at EDR: 11/15/2019
Date Made Active in Reports: 01/28/2020
Number of Days to Update: 74

Source: Department of Energy
Telephone: 505-845-0011
Last EDR Contact: 05/16/2022
Next Scheduled EDR Contact: 08/29/2022
Data Release Frequency: Varies

LEAD SMELTER 1: Lead Smelter Sites
A listing of former lead smelter site locations.

Date of Government Version: 04/27/2022
Date Data Arrived at EDR: 05/05/2022
Date Made Active in Reports: 05/31/2022
Number of Days to Update: 26

Source: Environmental Protection Agency
Telephone: 703-603-8787
Last EDR Contact: 09/01/2022
Next Scheduled EDR Contact: 10/10/2022
Data Release Frequency: Varies

LEAD SMELTER 2: Lead Smelter Sites
A list of several hundred sites in the U.S. where secondary lead smelting was done from 1931and 1964. These sites may pose a threat to public health through ingestion or inhalation of contaminated soil or dust

Date of Government Version: 04/05/2001
Date Data Arrived at EDR: 10/27/2010
Date Made Active in Reports: 12/02/2010
Number of Days to Update: 36

Source: American Journal of Public Health
Telephone: 703-305-6451
Last EDR Contact: 12/02/2009
Next Scheduled EDR Contact: N/A
Data Release Frequency: No Update Planned

US AIRS (AFS): Aerometric Information Retrieval System Facility Subsystem (AFS)
The database is a sub-system of Aerometric Information Retrieval System (AIRS). AFS contains compliance data on air pollution point sources regulated by the U.S. EPA and/or state and local air regulatory agencies. This information comes from source reports by various stationary sources of air pollution, such as electric power plants, steel mills, factories, and universities, and provides information about the air pollutants they produce. Action, air program, air program pollutant, and general level plant data. It is used to track emissions and compliance data from industrial plants.

Date of Government Version: 10/12/2016
Date Data Arrived at EDR: 10/26/2016
Date Made Active in Reports: 02/03/2017
Number of Days to Update: 100

Source: EPA
Telephone: 202-564-2496
Last EDR Contact: 09/26/2017
Next Scheduled EDR Contact: 01/08/2018
Data Release Frequency: Annually

US AIRS MINOR: Air Facility System Data
A listing of minor source facilities.

Date of Government Version: 10/12/2016
Date Data Arrived at EDR: 10/26/2016
Date Made Active in Reports: 02/03/2017
Number of Days to Update: 100

Source: EPA
Telephone: 202-564-2496
Last EDR Contact: 09/26/2017
Next Scheduled EDR Contact: 01/08/2018
Data Release Frequency: Annually

MINES VIOLATIONS: MSHA Violation Assessment Data
Mines violation and assessment information. Department of Labor, Mine Safety & Health Administration.

Date of Government Version: 03/21/2022
Date Data Arrived at EDR: 03/22/2022
Date Made Active in Reports: 03/25/2022
Number of Days to Update: 3

Source: DOL, Mine Safety & Health Admi
Telephone: 202-693-9424
Last EDR Contact: 05/26/2022
Next Scheduled EDR Contact: 09/12/2022
Data Release Frequency: Quarterly

US MINES: Mines Master Index File
Contains all mine identification numbers issued for mines active or opened since 1971. The data also includes violation information.

Date of Government Version: 02/01/2022
Date Data Arrived at EDR: 02/23/2022
Date Made Active in Reports: 05/24/2022
Number of Days to Update: 90

Source: Department of Labor, Mine Safety and Health Administration
Telephone: 303-231-5959
Last EDR Contact: 05/25/2022
Next Scheduled EDR Contact: 09/05/2022
Data Release Frequency: Semi-Annually

US MINES 2: Ferrous and Nonferrous Metal Mines Database Listing

This map layer includes ferrous (ferrous metal mines are facilities that extract ferrous metals, such as iron ore or molybdenum) and nonferrous (Nonferrous metal mines are facilities that extract nonferrous metals, such as gold, silver, copper, zinc, and lead) metal mines in the United States.

Date of Government Version: 05/06/2020
Date Data Arrived at EDR: 05/27/2020
Date Made Active in Reports: 08/13/2020
Number of Days to Update: 78

Source: USGS
Telephone: 703-648-7709
Last EDR Contact: 05/27/2022
Next Scheduled EDR Contact: 09/05/2022
Data Release Frequency: Varies

US MINES 3: Active Mines & Mineral Plants Database Listing

Active Mines and Mineral Processing Plant operations for commodities monitored by the Minerals Information Team of the USGS.

Date of Government Version: 04/14/2011
Date Data Arrived at EDR: 06/08/2011
Date Made Active in Reports: 09/13/2011
Number of Days to Update: 97

Source: USGS
Telephone: 703-648-7709
Last EDR Contact: 05/27/2022
Next Scheduled EDR Contact: 09/05/2022
Data Release Frequency: Varies

ABANDONED MINES: Abandoned Mines

An inventory of land and water impacted by past mining (primarily coal mining) is maintained by OSMRE to provide information needed to implement the Surface Mining Control and Reclamation Act of 1977 (SMCRA). The inventory contains information on the location, type, and extent of AML impacts, as well as, information on the cost associated with the reclamation of those problems. The inventory is based upon field surveys by State, Tribal, and OSMRE program officials. It is dynamic to the extent that it is modified as new problems are identified and existing problems are reclaimed.

Date of Government Version: 03/10/2022
Date Data Arrived at EDR: 03/10/2022
Date Made Active in Reports: 06/14/2022
Number of Days to Update: 96

Source: Department of Interior
Telephone: 202-208-2609
Last EDR Contact: 06/14/2022
Next Scheduled EDR Contact: 09/19/2022
Data Release Frequency: Quarterly

FINDS: Facility Index System/Facility Registry System

Facility Index System. FINDS contains both facility information and 'pointers' to other sources that contain more detail. EDR includes the following FINDS databases in this report: PCS (Permit Compliance System), AIRS (Aerometric Information Retrieval System), DOCKET (Enforcement Docket used to manage and track information on civil judicial enforcement cases for all environmental statutes), FURS (Federal Underground Injection Control), C-DOCKET (Criminal Docket System used to track criminal enforcement actions for all environmental statutes), FFIS (Federal Facilities Information System), STATE (State Environmental Laws and Statutes), and PADS (PCB Activity Data System).

Date of Government Version: 05/13/2022
Date Data Arrived at EDR: 05/18/2022
Date Made Active in Reports: 05/31/2022
Number of Days to Update: 13

Source: EPA
Telephone: (415) 947-8000
Last EDR Contact: 05/18/2022
Next Scheduled EDR Contact: 09/12/2022
Data Release Frequency: Quarterly

UXO: Unexploded Ordnance Sites

A listing of unexploded ordnance site locations

Date of Government Version: 12/31/2020
Date Data Arrived at EDR: 01/11/2022
Date Made Active in Reports: 02/14/2022
Number of Days to Update: 34

Source: Department of Defense
Telephone: 703-704-1564
Last EDR Contact: 07/07/2022
Next Scheduled EDR Contact: 10/24/2022
Data Release Frequency: Varies

DOCKET HWC: Hazardous Waste Compliance Docket Listing
A complete list of the Federal Agency Hazardous Waste Compliance Docket Facilities.

Date of Government Version: 05/06/2021
Date Data Arrived at EDR: 05/21/2021
Date Made Active in Reports: 08/11/2021
Number of Days to Update: 82
Source: Environmental Protection Agency
Telephone: 202-564-0527
Last EDR Contact: 05/19/2022
Next Scheduled EDR Contact: 09/05/2022
Data Release Frequency: Varies

ECHO: Enforcement & Compliance History Information
ECHO provides integrated compliance and enforcement information for about 800,000 regulated facilities nationwide.

Date of Government Version: 04/02/2022
Date Data Arrived at EDR: 04/05/2022
Date Made Active in Reports: 06/28/2022
Number of Days to Update: 84
Source: Environmental Protection Agency
Telephone: 202-564-2280
Last EDR Contact: 07/01/2022
Next Scheduled EDR Contact: 10/17/2022
Data Release Frequency: Quarterly

FUELS PROGRAM: EPA Fuels Program Registered Listing
This listing includes facilities that are registered under the Part 80 (Code of Federal Regulations) EPA Fuels Programs. All companies now are required to submit new and updated registrations.

Date of Government Version: 02/17/2022
Date Data Arrived at EDR: 02/17/2022
Date Made Active in Reports: 05/10/2022
Number of Days to Update: 82
Source: EPA
Telephone: 800-385-6164
Last EDR Contact: 05/17/2022
Next Scheduled EDR Contact: 08/29/2022
Data Release Frequency: Quarterly

CA BOND EXP. PLAN: Bond Expenditure Plan
Department of Health Services developed a site-specific expenditure plan as the basis for an appropriation of Hazardous Substance Cleanup Bond Act funds. It is not updated.

Date of Government Version: 01/01/1989
Date Data Arrived at EDR: 07/27/1994
Date Made Active in Reports: 08/02/1994
Number of Days to Update: 6
Source: Department of Health Services
Telephone: 916-255-2118
Last EDR Contact: 05/31/1994
Next Scheduled EDR Contact: N/A
Data Release Frequency: No Update Planned

CORTESE: "Cortese" Hazardous Waste & Substances Sites List
The sites for the list are designated by the State Water Resource Control Board (LUST), the Integrated Waste Board (SWF/LS), and the Department of Toxic Substances Control (Cal-Sites).

Date of Government Version: 03/21/2022
Date Data Arrived at EDR: 03/21/2022
Date Made Active in Reports: 06/14/2022
Number of Days to Update: 85
Source: CAL EPA/Office of Emergency Information
Telephone: 916-323-3400
Last EDR Contact: 06/21/2022
Next Scheduled EDR Contact: 10/03/2022
Data Release Frequency: Quarterly

CUPA LIVERMORE-PLEASANTON: CUPA Facility Listing
list of facilities associated with the various CUPA programs in Livermore-Pleasanton

Date of Government Version: 12/07/2021
Date Data Arrived at EDR: 05/09/2022
Date Made Active in Reports: 05/17/2022
Number of Days to Update: 8
Source: Livermore-Pleasanton Fire Department
Telephone: 925-454-2361
Last EDR Contact: 05/09/2022
Next Scheduled EDR Contact: 08/22/2022
Data Release Frequency: Varies

DRYCLEANERS: Cleaner Facilities
A list of drycleaner related facilities that have EPA ID numbers. These are facilities with certain SIC codes: power laundries, family and commercial; garment pressing and cleaner's agents; linen supply; coin-operated laundries and cleaning; drycleaning plants, except rugs; carpet and upholster cleaning; industrial launderers; laundry and garment services.

Date of Government Version: 08/27/2021
Date Data Arrived at EDR: 09/01/2021
Date Made Active in Reports: 11/19/2021
Number of Days to Update: 79

Source: Department of Toxic Substance Control
Telephone: 916-327-4498
Last EDR Contact: 06/01/2022
Next Scheduled EDR Contact: 09/12/2022
Data Release Frequency: Annually

DRYCLEAN SOUTH COAST: South Coast Air Quality Management District Drycleaner Listing
A listing of dry cleaners in the South Coast Air Quality Management District

Date of Government Version: 02/17/2022
Date Data Arrived at EDR: 02/24/2022
Date Made Active in Reports: 05/18/2022
Number of Days to Update: 83

Source: South Coast Air Quality Management District
Telephone: 909-396-3211
Last EDR Contact: 05/19/2022
Next Scheduled EDR Contact: 09/05/2022
Data Release Frequency: Varies

DRYCLEAN AVAQMD: Antelope Valley Air Quality Management District Drycleaner Listing
A listing of dry cleaners in the Antelope Valley Air Quality Management District.

Date of Government Version: 02/24/2022
Date Data Arrived at EDR: 02/25/2022
Date Made Active in Reports: 05/18/2022
Number of Days to Update: 82

Source: Antelope Valley Air Quality Management District
Telephone: 661-723-8070
Last EDR Contact: 05/25/2022
Next Scheduled EDR Contact: 09/12/2022
Data Release Frequency: Varies

EMI: Emissions Inventory Data
Toxics and criteria pollutant emissions data collected by the ARB and local air pollution agencies.

Date of Government Version: 12/31/2019
Date Data Arrived at EDR: 06/10/2021
Date Made Active in Reports: 08/27/2021
Number of Days to Update: 78

Source: California Air Resources Board
Telephone: 916-322-2990
Last EDR Contact: 06/13/2022
Next Scheduled EDR Contact: 09/26/2022
Data Release Frequency: Varies

ENF: Enforcement Action Listing
A listing of Water Board Enforcement Actions. Formal is everything except Oral/Verbal Communication, Notice of Violation, Expedited Payment Letter, and Staff Enforcement Letter.

Date of Government Version: 04/12/2022
Date Data Arrived at EDR: 04/19/2022
Date Made Active in Reports: 05/31/2022
Number of Days to Update: 42

Source: State Water Resoruces Control Board
Telephone: 916-445-9379
Last EDR Contact: 04/19/2022
Next Scheduled EDR Contact: 08/01/2022
Data Release Frequency: Varies

Financial Assurance 1: Financial Assurance Information Listing
Financial Assurance information

Date of Government Version: 01/13/2022
Date Data Arrived at EDR: 01/14/2022
Date Made Active in Reports: 04/08/2022
Number of Days to Update: 84

Source: Department of Toxic Substances Control
Telephone: 916-255-3628
Last EDR Contact: 04/28/2022
Next Scheduled EDR Contact: 08/01/2022
Data Release Frequency: Varies

Financial Assurance 2: Financial Assurance Information Listing
A listing of financial assurance information for solid waste facilities. Financial assurance is intended to ensure that resources are available to pay for the cost of closure, post-closure care, and corrective measures if the owner or operator of a regulated facility is unable or unwilling to pay.

Date of Government Version: 02/23/2022
Date Data Arrived at EDR: 02/24/2022
Date Made Active in Reports: 05/18/2022
Number of Days to Update: 83

Source: California Integrated Waste Management Board
Telephone: 916-341-6066
Last EDR Contact: 05/19/2022
Next Scheduled EDR Contact: 08/22/2022
Data Release Frequency: Varies

HAZNET: Facility and Manifest Data

Facility and Manifest Data. The data is extracted from the copies of hazardous waste manifests received each year by the DTSC. The annual volume of manifests is typically 700,000 - 1,000,000 annually, representing approximately 350,000 - 500,000 shipments. Data are from the manifests submitted without correction, and therefore many contain some invalid values for data elements such as generator ID, TSD ID, waste category, and disposal method. This database begins with calendar year 1993.

Date of Government Version: 12/31/2019
Date Data Arrived at EDR: 04/15/2020
Date Made Active in Reports: 07/02/2020
Number of Days to Update: 78

Source: California Environmental Protection Agency
Telephone: 916-255-1136
Last EDR Contact: 07/05/2022
Next Scheduled EDR Contact: 10/17/2022
Data Release Frequency: Annually

ICE: ICE

Contains data pertaining to the Permitted Facilities with Inspections / Enforcements sites tracked in Envirostor.

Date of Government Version: 02/14/2022
Date Data Arrived at EDR: 02/15/2022
Date Made Active in Reports: 05/12/2022
Number of Days to Update: 86

Source: Department of Toxic Subsances Control
Telephone: 877-786-9427
Last EDR Contact: 05/17/2022
Next Scheduled EDR Contact: 08/29/2022
Data Release Frequency: Quarterly

HIST CORTESE: Hazardous Waste & Substance Site List

The sites for the list are designated by the State Water Resource Control Board [LUST], the Integrated Waste Board [SWF/LS], and the Department of Toxic Substances Control [CALSITES]. This listing is no longer updated by the state agency.

Date of Government Version: 04/01/2001
Date Data Arrived at EDR: 01/22/2009
Date Made Active in Reports: 04/08/2009
Number of Days to Update: 76

Source: Department of Toxic Substances Control
Telephone: 916-323-3400
Last EDR Contact: 01/22/2009
Next Scheduled EDR Contact: N/A
Data Release Frequency: No Update Planned

HWP: EnviroStor Permitted Facilities Listing

Detailed information on permitted hazardous waste facilities and corrective action ("cleanups") tracked in EnviroStor.

Date of Government Version: 02/14/2022
Date Data Arrived at EDR: 02/15/2022
Date Made Active in Reports: 05/12/2022
Number of Days to Update: 86

Source: Department of Toxic Substances Control
Telephone: 916-323-3400
Last EDR Contact: 05/17/2022
Next Scheduled EDR Contact: 08/29/2022
Data Release Frequency: Quarterly

HWT: Registered Hazardous Waste Transporter Database

A listing of hazardous waste transporters. In California, unless specifically exempted, it is unlawful for any person to transport hazardous wastes unless the person holds a valid registration issued by DTSC. A hazardous waste transporter registration is valid for one year and is assigned a unique registration number.

Date of Government Version: 04/05/2022
Date Data Arrived at EDR: 04/05/2022
Date Made Active in Reports: 06/27/2022
Number of Days to Update: 83

Source: Department of Toxic Substances Control
Telephone: 916-440-7145
Last EDR Contact: 07/05/2022
Next Scheduled EDR Contact: 10/17/2022
Data Release Frequency: Quarterly

MINES: Mines Site Location Listing

A listing of mine site locations from the Office of Mine Reclamation.

Date of Government Version: 03/07/2022
Date Data Arrived at EDR: 03/08/2022
Date Made Active in Reports: 06/01/2022
Number of Days to Update: 85

Source: Department of Conservation
Telephone: 916-322-1080
Last EDR Contact: 06/07/2022
Next Scheduled EDR Contact: 09/19/2022
Data Release Frequency: Quarterly

MWMP: Medical Waste Management Program Listing

The Medical Waste Management Program (MWMP) ensures the proper handling and disposal of medical waste by permitting and inspecting medical waste Offsite Treatment Facilities (PDF) and Transfer Stations (PDF) throughout the state. MWMP also oversees all Medical Waste Transporters.

Date of Government Version: 02/17/2022
Date Data Arrived at EDR: 02/28/2022
Date Made Active in Reports: 05/25/2022
Number of Days to Update: 86

Source: Department of Public Health
Telephone: 916-558-1784
Last EDR Contact: 05/31/2022
Next Scheduled EDR Contact: 09/12/2022
Data Release Frequency: Varies

NPDES: NPDES Permits Listing

A listing of NPDES permits, including stormwater.

Date of Government Version: 02/07/2022
Date Data Arrived at EDR: 02/08/2022
Date Made Active in Reports: 05/05/2022
Number of Days to Update: 86

Source: State Water Resources Control Board
Telephone: 916-445-9379
Last EDR Contact: 05/09/2022
Next Scheduled EDR Contact: 08/22/2022
Data Release Frequency: Quarterly

PEST LIC: Pesticide Regulation Licenses Listing

A listing of licenses and certificates issued by the Department of Pesticide Regulation. The DPR issues licenses and/or certificates to: Persons and businesses that apply or sell pesticides; Pest control dealers and brokers; Persons who advise on agricultural pesticide applications.

Date of Government Version: 02/28/2022
Date Data Arrived at EDR: 02/28/2022
Date Made Active in Reports: 05/25/2022
Number of Days to Update: 86

Source: Department of Pesticide Regulation
Telephone: 916-445-4038
Last EDR Contact: 05/31/2022
Next Scheduled EDR Contact: 09/12/2022
Data Release Frequency: Quarterly

PROC: Certified Processors Database

A listing of certified processors.

Date of Government Version: 03/07/2022
Date Data Arrived at EDR: 03/08/2022
Date Made Active in Reports: 06/02/2022
Number of Days to Update: 86

Source: Department of Conservation
Telephone: 916-323-3836
Last EDR Contact: 06/07/2022
Next Scheduled EDR Contact: 09/19/2022
Data Release Frequency: Quarterly

NOTIFY 65: Proposition 65 Records

Listings of all Proposition 65 incidents reported to counties by the State Water Resources Control Board and the Regional Water Quality Control Board. This database is no longer updated by the reporting agency.

Date of Government Version: 03/11/2022
Date Data Arrived at EDR: 03/15/2022
Date Made Active in Reports: 06/08/2022
Number of Days to Update: 85

Source: State Water Resources Control Board
Telephone: 916-445-3846
Last EDR Contact: 06/09/2022
Next Scheduled EDR Contact: 09/26/2022
Data Release Frequency: No Update Planned

UIC: UIC Listing

A listing of wells identified as underground injection wells, in the California Oil and Gas Wells database.

Date of Government Version: 03/07/2022
Date Data Arrived at EDR: 03/08/2022
Date Made Active in Reports: 06/02/2022
Number of Days to Update: 86

Source: Deaprtment of Conservation
Telephone: 916-445-2408
Last EDR Contact: 06/07/2022
Next Scheduled EDR Contact: 09/19/2022
Data Release Frequency: Varies

UIC GEO: Underground Injection Control Sites (GEOTRACKER)
Underground control injection sites

Date of Government Version: 05/23/2022
Date Data Arrived at EDR: 05/23/2022
Date Made Active in Reports: 06/02/2022
Number of Days to Update: 10

Source: State Water Resource Control Board
Telephone: 866-480-1028
Last EDR Contact: 05/23/2022
Next Scheduled EDR Contact: 09/19/2022
Data Release Frequency: Varies

WASTEWATER PITS: Oil Wastewater Pits Listing
Water officials discovered that oil producers have been dumping chemical-laden wastewater into hundreds of unlined pits that are operating without proper permits. Inspections completed by the Central Valley Regional Water Quality Control Board revealed the existence of previously unidentified waste sites. The water boards review found that more than one-third of the region's active disposal pits are operating without permission.

Date of Government Version: 02/11/2021
Date Data Arrived at EDR: 07/01/2021
Date Made Active in Reports: 09/29/2021
Number of Days to Update: 90

Source: RWQCB, Central Valley Region
Telephone: 559-445-5577
Last EDR Contact: 07/08/2022
Next Scheduled EDR Contact: 10/17/2022
Data Release Frequency: Varies

WDS: Waste Discharge System
Sites which have been issued waste discharge requirements.

Date of Government Version: 06/19/2007
Date Data Arrived at EDR: 06/20/2007
Date Made Active in Reports: 06/29/2007
Number of Days to Update: 9

Source: State Water Resources Control Board
Telephone: 916-341-5227
Last EDR Contact: 05/12/2022
Next Scheduled EDR Contact: 08/29/2022
Data Release Frequency: No Update Planned

WIP: Well Investigation Program Case List
Well Investigation Program case in the San Gabriel and San Fernando Valley area.

Date of Government Version: 07/03/2009
Date Data Arrived at EDR: 07/21/2009
Date Made Active in Reports: 08/03/2009
Number of Days to Update: 13

Source: Los Angeles Water Quality Control Board
Telephone: 213-576-6726
Last EDR Contact: 06/14/2022
Next Scheduled EDR Contact: 10/03/2022
Data Release Frequency: No Update Planned

MILITARY PRIV SITES: Military Privatized Sites (GEOTRACKER)
Military privatized sites

Date of Government Version: 05/23/2022
Date Data Arrived at EDR: 05/23/2022
Date Made Active in Reports: 06/02/2022
Number of Days to Update: 10

Source: State Water Resources Control Board
Telephone: 866-480-1028
Last EDR Contact: 05/23/2022
Next Scheduled EDR Contact: 09/19/2022
Data Release Frequency: Varies

PROJECT: Project Sites (GEOTRACKER)
Projects sites

Date of Government Version: 05/23/2022
Date Data Arrived at EDR: 05/23/2022
Date Made Active in Reports: 06/02/2022
Number of Days to Update: 10

Source: State Water Resources Control Board
Telephone: 866-480-1028
Last EDR Contact: 05/23/2022
Next Scheduled EDR Contact: 09/19/2022
Data Release Frequency: Varies

WDR: Waste Discharge Requirements Listing
In general, the Waste Discharge Requirements (WDRs) Program (sometimes also referred to as the "Non Chapter 15 (Non 15) Program") regulates point discharges that are exempt pursuant to Subsection 20090 of Title 27 and not subject to the Federal Water Pollution Control Act. Exemptions from Title 27 may be granted for nine categories of discharges (e.g., sewage, wastewater, etc.) that meet, and continue to meet, the preconditions listed for each specific exemption. The scope of the WDRs Program also includes the discharge of wastes classified as inert, pursuant to section 20230 of Title 27.

Date of Government Version: 03/07/2022
Date Data Arrived at EDR: 03/08/2022
Date Made Active in Reports: 06/03/2022
Number of Days to Update: 87

Source: State Water Resources Control Board
Telephone: 916-341-5810
Last EDR Contact: 06/07/2022
Next Scheduled EDR Contact: 09/19/2022
Data Release Frequency: Quarterly

CIWQS: California Integrated Water Quality System

The California Integrated Water Quality System (CIWQS) is a computer system used by the State and Regional Water Quality Control Boards to track information about places of environmental interest, manage permits and other orders, track inspections, and manage violations and enforcement activities.

Date of Government Version: 02/28/2022
Date Data Arrived at EDR: 02/28/2022
Date Made Active in Reports: 05/25/2022
Number of Days to Update: 86

Source: State Water Resources Control Board
Telephone: 866-794-4977
Last EDR Contact: 05/31/2022
Next Scheduled EDR Contact: 09/12/2022
Data Release Frequency: Varies

CERS: CalEPA Regulated Site Portal Data

The CalEPA Regulated Site Portal database combines data about environmentally regulated sites and facilities in California into a single database. It combines data from a variety of state and federal databases, and provides an overview of regulated activities across the spectrum of environmental programs for any given location in California. These activities include hazardous materials and waste, state and federal cleanups, impacted ground and surface waters, and toxic materials

Date of Government Version: 01/18/2022
Date Data Arrived at EDR: 01/19/2022
Date Made Active in Reports: 04/08/2022
Number of Days to Update: 79

Source: California Environmental Protection Agency
Telephone: 916-323-2514
Last EDR Contact: 04/19/2022
Next Scheduled EDR Contact: 08/01/2022
Data Release Frequency: Varies

NON-CASE INFO: Non-Case Information Sites (GEOTRACKER)

Non-Case Information sites

Date of Government Version: 05/23/2022
Date Data Arrived at EDR: 05/23/2022
Date Made Active in Reports: 06/02/2022
Number of Days to Update: 10

Source: State Water Resources Control Board
Telephone: 866-480-1028
Last EDR Contact: 05/23/2022
Next Scheduled EDR Contact: 09/19/2022
Data Release Frequency: Varies

OTHER OIL GAS: Other Oil & Gas Projects Sites (GEOTRACKER)

Other Oil & Gas Projects sites

Date of Government Version: 05/23/2022
Date Data Arrived at EDR: 05/23/2022
Date Made Active in Reports: 06/02/2022
Number of Days to Update: 10

Source: State Water Resources Control Board
Telephone: 866-480-1028
Last EDR Contact: 05/23/2022
Next Scheduled EDR Contact: 09/19/2022
Data Release Frequency: Varies

PROD WATER PONDS: Produced Water Ponds Sites (GEOTRACKER)

Produced water ponds sites

Date of Government Version: 05/23/2022
Date Data Arrived at EDR: 05/23/2022
Date Made Active in Reports: 06/02/2022
Number of Days to Update: 10

Source: State Water Resources Control Board
Telephone: 866-480-1028
Last EDR Contact: 05/23/2022
Next Scheduled EDR Contact: 09/19/2022
Data Release Frequency: Varies

SAMPLING POINT: Sampling Point ? Public Sites (GEOTRACKER)

Sampling point - public sites

Date of Government Version: 05/23/2022
Date Data Arrived at EDR: 05/23/2022
Date Made Active in Reports: 06/02/2022
Number of Days to Update: 10

Source: State Water Resources Control Board
Telephone: 866-480-1028
Last EDR Contact: 05/23/2022
Next Scheduled EDR Contact: 09/19/2022
Data Release Frequency: Varies

WELL STIM PROJ: Well Stimulation Project (GEOTRACKER)
Includes areas of groundwater monitoring plans, a depiction of the monitoring network, and the facilities, boundaries, and subsurface characteristics of the oilfield and the features (oil and gas wells, produced water ponds, UIC wells, water supply wells, etc?) being monitored

Date of Government Version: 05/23/2022
Date Data Arrived at EDR: 05/23/2022
Date Made Active in Reports: 06/02/2022
Number of Days to Update: 10

Source: State Water Resources Control Board
Telephone: 866-480-1028
Last EDR Contact: 05/23/2022
Next Scheduled EDR Contact: 09/19/2022
Data Release Frequency: Varies

PCS ENF: Enforcement data
No description is available for this data

Date of Government Version: 12/31/2014
Date Data Arrived at EDR: 02/05/2015
Date Made Active in Reports: 03/06/2015
Number of Days to Update: 29

Source: EPA
Telephone: 202-564-2497
Last EDR Contact: 06/28/2022
Next Scheduled EDR Contact: 10/17/2022
Data Release Frequency: Varies

PCS: Permit Compliance System
PCS is a computerized management information system that contains data on National Pollutant Discharge Elimination System (NPDES) permit holding facilities. PCS tracks the permit, compliance, and enforcement status of NPDES facilities.

Date of Government Version: 07/14/2011
Date Data Arrived at EDR: 08/05/2011
Date Made Active in Reports: 09/29/2011
Number of Days to Update: 55

Source: EPA, Office of Water
Telephone: 202-564-2496
Last EDR Contact: 06/28/2022
Next Scheduled EDR Contact: 10/17/2022
Data Release Frequency: Semi-Annually

PCS INACTIVE: Listing of Inactive PCS Permits
An inactive permit is a facility that has shut down or is no longer discharging.

Date of Government Version: 11/05/2014
Date Data Arrived at EDR: 01/06/2015
Date Made Active in Reports: 05/06/2015
Number of Days to Update: 120

Source: EPA
Telephone: 202-564-2496
Last EDR Contact: 06/28/2022
Next Scheduled EDR Contact: 10/17/2022
Data Release Frequency: Semi-Annually

MINES MRDS: Mineral Resources Data System
Mineral Resources Data System

Date of Government Version: 04/06/2018
Date Data Arrived at EDR: 10/21/2019
Date Made Active in Reports: 10/24/2019
Number of Days to Update: 3

Source: USGS
Telephone: 703-648-6533
Last EDR Contact: 05/27/2022
Next Scheduled EDR Contact: 09/05/2022
Data Release Frequency: Varies

HWTS: Hazardous Waste Tracking System
DTSC maintains the Hazardous Waste Tracking System that stores ID number information since the early 1980s and manifest data since 1993. The system collects both manifest copies from the generator and destination facility.

Date of Government Version: 04/05/2022
Date Data Arrived at EDR: 04/05/2022
Date Made Active in Reports: 04/26/2022
Number of Days to Update: 21

Source: Department of Toxic Substances Control
Telephone: 916-324-2444
Last EDR Contact: 07/06/2022
Next Scheduled EDR Contact: 10/17/2022
Data Release Frequency: Varies

EDR HIGH RISK HISTORICAL RECORDS

EDR Exclusive Records

EDR MGP: EDR Proprietary Manufactured Gas Plants

The EDR Proprietary Manufactured Gas Plant Database includes records of coal gas plants (manufactured gas plants) compiled by EDR's researchers. Manufactured gas sites were used in the United States from the 1800's to 1950's to produce a gas that could be distributed and used as fuel. These plants used whale oil, rosin, coal, or a mixture of coal, oil, and water that also produced a significant amount of waste. Many of the byproducts of the gas production, such as coal tar (oily waste containing volatile and non-volatile chemicals), sludges, oils and other compounds are potentially hazardous to human health and the environment. The byproduct from this process was frequently disposed of directly at the plant site and can remain or spread slowly, serving as a continuous source of soil and groundwater contamination.

Date of Government Version: N/A
Date Data Arrived at EDR: N/A
Date Made Active in Reports: N/A
Number of Days to Update: N/A

Source: EDR, Inc.
Telephone: N/A
Last EDR Contact: N/A
Next Scheduled EDR Contact: N/A
Data Release Frequency: No Update Planned

EDR Hist Auto: EDR Exclusive Historical Auto Stations

EDR has searched selected national collections of business directories and has collected listings of potential gas station/filling station/service station sites that were available to EDR researchers. EDR's review was limited to those categories of sources that might, in EDR's opinion, include gas station/filling station/service station establishments. The categories reviewed included, but were not limited to gas, gas station, gasoline station, filling station, auto, automobile repair, auto service station, service station, etc. This database falls within a category of information EDR classifies as "High Risk Historical Records", or HRHR. EDR's HRHR effort presents unique and sometimes proprietary data about past sites and operations that typically create environmental concerns, but may not show up in current government records searches.

Date of Government Version: N/A
Date Data Arrived at EDR: N/A
Date Made Active in Reports: N/A
Number of Days to Update: N/A

Source: EDR, Inc.
Telephone: N/A
Last EDR Contact: N/A
Next Scheduled EDR Contact: N/A
Data Release Frequency: Varies

EDR Hist Cleaner: EDR Exclusive Historical Cleaners

EDR has searched selected national collections of business directories and has collected listings of potential dry cleaner sites that were available to EDR researchers. EDR's review was limited to those categories of sources that might, in EDR's opinion, include dry cleaning establishments. The categories reviewed included, but were not limited to dry cleaners, cleaners, laundry, laundromat, cleaning/laundry, wash & dry etc. This database falls within a category of information EDR classifies as "High Risk Historical Records", or HRHR. EDR's HRHR effort presents unique and sometimes proprietary data about past sites and operations that typically create environmental concerns, but may not show up in current government records searches.

Date of Government Version: N/A
Date Data Arrived at EDR: N/A
Date Made Active in Reports: N/A
Number of Days to Update: N/A

Source: EDR, Inc.
Telephone: N/A
Last EDR Contact: N/A
Next Scheduled EDR Contact: N/A
Data Release Frequency: Varies

EDR RECOVERED GOVERNMENT ARCHIVES

Exclusive Recovered Govt. Archives

RGA LF: Recovered Government Archive Solid Waste Facilities List
The EDR Recovered Government Archive Landfill database provides a list of landfills derived from historical databases and includes many records that no longer appear in current government lists. Compiled from Records formerly available from the Department of Resources Recycling and Recovery in California.

Date of Government Version: N/A
Date Data Arrived at EDR: 07/01/2013
Date Made Active in Reports: 01/13/2014
Number of Days to Update: 196
Source: Department of Resources Recycling and Recovery
Telephone: N/A
Last EDR Contact: 06/01/2012
Next Scheduled EDR Contact: N/A
Data Release Frequency: Varies

RGA LUST: Recovered Government Archive Leaking Underground Storage Tank
The EDR Recovered Government Archive Leaking Underground Storage Tank database provides a list of LUST incidents derived from historical databases and includes many records that no longer appear in current government lists. Compiled from Records formerly available from the State Water Resources Control Board in California.

Date of Government Version: N/A
Date Data Arrived at EDR: 07/01/2013
Date Made Active in Reports: 12/30/2013
Number of Days to Update: 182
Source: State Water Resources Control Board
Telephone: N/A
Last EDR Contact: 06/01/2012
Next Scheduled EDR Contact: N/A
Data Release Frequency: Varies

COUNTY RECORDS

ALAMEDA COUNTY:

CS ALAMEDA: Contaminated Sites
A listing of contaminated sites overseen by the Toxic Release Program (oil and groundwater contamination from chemical releases and spills) and the Leaking Underground Storage Tank Program (soil and ground water contamination from leaking petroleum USTs).

Date of Government Version: 01/09/2019
Date Data Arrived at EDR: 01/11/2019
Date Made Active in Reports: 03/05/2019
Number of Days to Update: 53
Source: Alameda County Environmental Health Services
Telephone: 510-567-6700
Last EDR Contact: 06/28/2022
Next Scheduled EDR Contact: 10/17/2022
Data Release Frequency: Semi-Annually

UST ALAMEDA: Underground Tanks
Underground storage tank sites located in Alameda county.

Date of Government Version: 12/28/2021
Date Data Arrived at EDR: 12/28/2021
Date Made Active in Reports: 03/18/2022
Number of Days to Update: 80
Source: Alameda County Environmental Health Services
Telephone: 510-567-6700
Last EDR Contact: 06/29/2022
Next Scheduled EDR Contact: 10/17/2022
Data Release Frequency: Semi-Annually

AMADOR COUNTY:

CUPA AMADOR: CUPA Facility List
Cupa Facility List

Date of Government Version: 02/04/2022
Date Data Arrived at EDR: 02/04/2022
Date Made Active in Reports: 05/02/2022
Number of Days to Update: 87
Source: Amador County Environmental Health
Telephone: 209-223-6439
Last EDR Contact: 05/12/2022
Next Scheduled EDR Contact: 08/15/2022
Data Release Frequency: Varies

BUTTE COUNTY:

CUPA BUTTE: CUPA Facility Listing
Cupa facility list.

Date of Government Version: 04/21/2017
Date Data Arrived at EDR: 04/25/2017
Date Made Active in Reports: 08/09/2017
Number of Days to Update: 106

Source: Public Health Department
Telephone: 530-538-7149
Last EDR Contact: 06/28/2022
Next Scheduled EDR Contact: 10/17/2022
Data Release Frequency: No Update Planned

CALVERAS COUNTY:

CUPA CALVERAS: CUPA Facility Listing
Cupa Facility Listing

Date of Government Version: 03/17/2022
Date Data Arrived at EDR: 03/18/2022
Date Made Active in Reports: 06/08/2022
Number of Days to Update: 82

Source: Calveras County Environmental Health
Telephone: 209-754-6399
Last EDR Contact: 06/14/2022
Next Scheduled EDR Contact: 10/03/2022
Data Release Frequency: Quarterly

COLUSA COUNTY:

CUPA COLUSA: CUPA Facility List
Cupa facility list.

Date of Government Version: 04/06/2020
Date Data Arrived at EDR: 04/23/2020
Date Made Active in Reports: 07/10/2020
Number of Days to Update: 78

Source: Health & Human Services
Telephone: 530-458-0396
Last EDR Contact: 04/28/2022
Next Scheduled EDR Contact: 08/15/2022
Data Release Frequency: Semi-Annually

CONTRA COSTA COUNTY:

SL CONTRA COSTA: Site List
List includes sites from the underground tank, hazardous waste generator and business plan/2185 programs.

Date of Government Version: 01/24/2022
Date Data Arrived at EDR: 01/25/2022
Date Made Active in Reports: 04/14/2022
Number of Days to Update: 79

Source: Contra Costa Health Services Department
Telephone: 925-646-2286
Last EDR Contact: 04/21/2022
Next Scheduled EDR Contact: 08/08/2022
Data Release Frequency: Semi-Annually

DEL NORTE COUNTY:

CUPA DEL NORTE: CUPA Facility List
Cupa Facility list

Date of Government Version: 01/10/2022
Date Data Arrived at EDR: 01/26/2022
Date Made Active in Reports: 04/14/2022
Number of Days to Update: 78

Source: Del Norte County Environmental Health Division
Telephone: 707-465-0426
Last EDR Contact: 05/04/2022
Next Scheduled EDR Contact: 08/08/2022
Data Release Frequency: Varies

EL DORADO COUNTY:

CUPA EL DORADO: CUPA Facility List
CUPA facility list.

Date of Government Version: 02/16/2022
Date Data Arrived at EDR: 02/17/2022
Date Made Active in Reports: 05/10/2022
Number of Days to Update: 82

Source: El Dorado County Environmental Management Department
Telephone: 530-621-6623
Last EDR Contact: 06/14/2022
Next Scheduled EDR Contact: 08/08/2022
Data Release Frequency: Varies

FRESNO COUNTY:

CUPA FRESNO: CUPA Resources List
Certified Unified Program Agency. CUPA's are responsible for implementing a unified hazardous materials and hazardous waste management regulatory program. The agency provides oversight of businesses that deal with hazardous materials, operate underground storage tanks or aboveground storage tanks.

Date of Government Version: 06/28/2021
Date Data Arrived at EDR: 12/21/2021
Date Made Active in Reports: 03/03/2022
Number of Days to Update: 72

Source: Dept. of Community Health
Telephone: 559-445-3271
Last EDR Contact: 07/01/2022
Next Scheduled EDR Contact: 10/10/2022
Data Release Frequency: Semi-Annually

GLENN COUNTY:

CUPA GLENN: CUPA Facility List
Cupa facility list

Date of Government Version: 01/22/2018
Date Data Arrived at EDR: 01/24/2018
Date Made Active in Reports: 03/14/2018
Number of Days to Update: 49

Source: Glenn County Air Pollution Control District
Telephone: 830-934-6500
Last EDR Contact: 04/14/2022
Next Scheduled EDR Contact: 08/01/2022
Data Release Frequency: No Update Planned

HUMBOLDT COUNTY:

CUPA HUMBOLDT: CUPA Facility List
CUPA facility list.

Date of Government Version: 08/12/2021
Date Data Arrived at EDR: 08/12/2021
Date Made Active in Reports: 11/08/2021
Number of Days to Update: 88

Source: Humboldt County Environmental Health
Telephone: N/A
Last EDR Contact: 05/12/2022
Next Scheduled EDR Contact: 08/29/2022
Data Release Frequency: Semi-Annually

IMPERIAL COUNTY:

CUPA IMPERIAL: CUPA Facility List
Cupa facility list.

Date of Government Version: 01/13/2022
Date Data Arrived at EDR: 01/14/2022
Date Made Active in Reports: 04/06/2022
Number of Days to Update: 82

Source: San Diego Border Field Office
Telephone: 760-339-2777
Last EDR Contact: 04/18/2022
Next Scheduled EDR Contact: 08/01/2022
Data Release Frequency: Varies

INYO COUNTY:

CUPA INYO: CUPA Facility List
Cupa facility list.

Date of Government Version: 04/02/2018
Date Data Arrived at EDR: 04/03/2018
Date Made Active in Reports: 06/14/2018
Number of Days to Update: 72

Source: Inyo County Environmental Health Services
Telephone: 760-878-0238
Last EDR Contact: 05/12/2022
Next Scheduled EDR Contact: 08/29/2022
Data Release Frequency: Varies

KERN COUNTY:

CUPA KERN: CUPA Facility List
A listing of sites included in the Kern County Hazardous Material Business Plan.

Date of Government Version: 02/10/2022
Date Data Arrived at EDR: 02/11/2022
Date Made Active in Reports: 05/04/2022
Number of Days to Update: 82

Source: Kern County Public Health
Telephone: 661-321-3000
Last EDR Contact: 04/28/2022
Next Scheduled EDR Contact: 08/15/2022
Data Release Frequency: Varies

UST KERN: Underground Storage Tank Sites & Tank Listing
Kern County Sites and Tanks Listing.

Date of Government Version: 02/10/2022
Date Data Arrived at EDR: 02/11/2022
Date Made Active in Reports: 05/04/2022
Number of Days to Update: 82

Source: Kern County Environment Health Services Department
Telephone: 661-862-8700
Last EDR Contact: 04/28/2022
Next Scheduled EDR Contact: 08/15/2022
Data Release Frequency: Quarterly

KINGS COUNTY:

CUPA KINGS: CUPA Facility List
A listing of sites included in the county's Certified Unified Program Agency database. California's Secretary for Environmental Protection established the unified hazardous materials and hazardous waste regulatory program as required by chapter 6.11 of the California Health and Safety Code. The Unified Program consolidates the administration, permits, inspections, and enforcement activities.

Date of Government Version: 12/03/2020
Date Data Arrived at EDR: 01/26/2021
Date Made Active in Reports: 04/14/2021
Number of Days to Update: 78

Source: Kings County Department of Public Health
Telephone: 559-584-1411
Last EDR Contact: 05/25/2022
Next Scheduled EDR Contact: 08/29/2022
Data Release Frequency: Varies

LAKE COUNTY:

CUPA LAKE: CUPA Facility List
Cupa facility list

Date of Government Version: 02/10/2022
Date Data Arrived at EDR: 02/11/2022
Date Made Active in Reports: 05/04/2022
Number of Days to Update: 82

Source: Lake County Environmental Health
Telephone: 707-263-1164
Last EDR Contact: 07/07/2022
Next Scheduled EDR Contact: 10/24/2022
Data Release Frequency: Varies

LASSEN COUNTY:

CUPA LASSEN: CUPA Facility List
Cupa facility list

Date of Government Version: 07/31/2020
Date Data Arrived at EDR: 08/21/2020
Date Made Active in Reports: 11/09/2020
Number of Days to Update: 80

Source: Lassen County Environmental Health
Telephone: 530-251-8528
Last EDR Contact: 04/14/2022
Next Scheduled EDR Contact: 08/01/2022
Data Release Frequency: Varies

LOS ANGELES COUNTY:

AOCONCERN: Key Areas of Concerns in Los Angeles County
San Gabriel Valley areas where VOC contamination is at or above the MCL as designated by region 9 EPA office. Date of Government Version: 3/30/2009 Exide Site area is a cleanup plan of lead-impacted soil surrounding the former Exide Facility as designated by the DTSC. Date of Government Version: 7/17/2017

Date of Government Version: 03/30/2009
Date Data Arrived at EDR: 03/31/2009
Date Made Active in Reports: 10/23/2009
Number of Days to Update: 206

Source: N/A
Telephone: N/A
Last EDR Contact: 06/09/2022
Next Scheduled EDR Contact: 09/26/2022
Data Release Frequency: No Update Planned

HMS LOS ANGELES: HMS: Street Number List
Industrial Waste and Underground Storage Tank Sites.

Date of Government Version: 04/04/2022
Date Data Arrived at EDR: 04/05/2022
Date Made Active in Reports: 04/13/2022
Number of Days to Update: 8

Source: Department of Public Works
Telephone: 626-458-3517
Last EDR Contact: 06/29/2022
Next Scheduled EDR Contact: 10/17/2022
Data Release Frequency: Semi-Annually

LF LOS ANGELES: List of Solid Waste Facilities
Solid Waste Facilities in Los Angeles County.

Date of Government Version: 04/11/2022
Date Data Arrived at EDR: 04/12/2022
Date Made Active in Reports: 07/05/2022
Number of Days to Update: 84

Source: La County Department of Public Works
Telephone: 818-458-5185
Last EDR Contact: 07/11/2022
Next Scheduled EDR Contact: 10/24/2022
Data Release Frequency: Varies

LF LOS ANGELES CITY: City of Los Angeles Landfills
Landfills owned and maintained by the City of Los Angeles.

Date of Government Version: 01/01/2022
Date Data Arrived at EDR: 01/21/2022
Date Made Active in Reports: 04/11/2022
Number of Days to Update: 80

Source: Engineering & Construction Division
Telephone: 213-473-7869
Last EDR Contact: 07/06/2022
Next Scheduled EDR Contact: 10/24/2022
Data Release Frequency: Varies

LOS ANGELES AST: Active & Inactive AST Inventory
A listing of active & inactive above ground petroleum storage tank site locations, located in the City of Los Angeles.

Date of Government Version: 06/01/2019
Date Data Arrived at EDR: 06/25/2019
Date Made Active in Reports: 08/22/2019
Number of Days to Update: 58

Source: Los Angeles Fire Department
Telephone: 213-978-3800
Last EDR Contact: 06/14/2022
Next Scheduled EDR Contact: 10/03/2022
Data Release Frequency: Varies

LOS ANGELES CO LF METHANE: Methane Producing Landfills

This data was created on April 30, 2012 to represent known disposal sites in Los Angeles County that may produce and emanate methane gas. The shapefile contains disposal sites within Los Angeles County that once accepted degradable refuse material. Information used to create this data was extracted from a landfill survey performed by County Engineers (Major Waste System Map, 1973) as well as historical records from CalRecycle, Regional Water Quality Control Board, and Los Angeles County Department of Public Health

Date of Government Version: 01/10/2022
Date Data Arrived at EDR: 01/12/2022
Date Made Active in Reports: 04/04/2022
Number of Days to Update: 82

Source: Los Angeles County Department of Public Works
Telephone: 626-458-6973
Last EDR Contact: 07/06/2022
Next Scheduled EDR Contact: 10/24/2022
Data Release Frequency: No Update Planned

LOS ANGELES HM: Active & Inactive Hazardous Materials Inventory

A listing of active & inactive hazardous materials facility locations, located in the City of Los Angeles.

Date of Government Version: 01/13/2022
Date Data Arrived at EDR: 03/21/2022
Date Made Active in Reports: 06/15/2022
Number of Days to Update: 86

Source: Los Angeles Fire Department
Telephone: 213-978-3800
Last EDR Contact: 06/24/2022
Next Scheduled EDR Contact: 10/03/2022
Data Release Frequency: Varies

LOS ANGELES UST: Active & Inactive UST Inventory

A listing of active & inactive underground storage tank site locations and underground storage tank historical sites, located in the City of Los Angeles.

Date of Government Version: 01/13/2022
Date Data Arrived at EDR: 03/21/2022
Date Made Active in Reports: 06/15/2022
Number of Days to Update: 86

Source: Los Angeles Fire Department
Telephone: 213-978-3800
Last EDR Contact: 06/24/2022
Next Scheduled EDR Contact: 10/03/2022
Data Release Frequency: Varies

SITE MIT LOS ANGELES: Site Mitigation List

Industrial sites that have had some sort of spill or complaint.

Date of Government Version: 05/26/2021
Date Data Arrived at EDR: 07/09/2021
Date Made Active in Reports: 09/29/2021
Number of Days to Update: 82

Source: Community Health Services
Telephone: 323-890-7806
Last EDR Contact: 04/14/2022
Next Scheduled EDR Contact: 07/25/2022
Data Release Frequency: Annually

UST EL SEGUNDO: City of El Segundo Underground Storage Tank

Underground storage tank sites located in El Segundo city.

Date of Government Version: 01/21/2017
Date Data Arrived at EDR: 04/19/2017
Date Made Active in Reports: 05/10/2017
Number of Days to Update: 21

Source: City of El Segundo Fire Department
Telephone: 310-524-2236
Last EDR Contact: 07/06/2022
Next Scheduled EDR Contact: 10/24/2022
Data Release Frequency: No Update Planned

UST LONG BEACH: City of Long Beach Underground Storage Tank

Underground storage tank sites located in the city of Long Beach.

Date of Government Version: 04/22/2019
Date Data Arrived at EDR: 04/23/2019
Date Made Active in Reports: 06/27/2019
Number of Days to Update: 65

Source: City of Long Beach Fire Department
Telephone: 562-570-2563
Last EDR Contact: 04/14/2022
Next Scheduled EDR Contact: 08/01/2022
Data Release Frequency: Varies

UST TORRANCE: City of Torrance Underground Storage Tank
Underground storage tank sites located in the city of Torrance.

Date of Government Version: 02/02/2021
Date Data Arrived at EDR: 04/28/2021
Date Made Active in Reports: 07/13/2021
Number of Days to Update: 76

Source: City of Torrance Fire Department
Telephone: 310-618-2973
Last EDR Contact: 04/18/2022
Next Scheduled EDR Contact: 08/01/2022
Data Release Frequency: Semi-Annually

MADERA COUNTY:

CUPA MADERA: CUPA Facility List
A listing of sites included in the county's Certified Unified Program Agency database. California's Secretary for Environmental Protection established the unified hazardous materials and hazardous waste regulatory program as required by chapter 6.11 of the California Health and Safety Code. The Unified Program consolidates the administration, permits, inspections, and enforcement activities.

Date of Government Version: 08/10/2020
Date Data Arrived at EDR: 08/12/2020
Date Made Active in Reports: 10/23/2020
Number of Days to Update: 72

Source: Madera County Environmental Health
Telephone: 559-675-7823
Last EDR Contact: 05/12/2022
Next Scheduled EDR Contact: 08/29/2022
Data Release Frequency: Varies

MARIN COUNTY:

UST MARIN: Underground Storage Tank Sites
Currently permitted USTs in Marin County.

Date of Government Version: 09/26/2018
Date Data Arrived at EDR: 10/04/2018
Date Made Active in Reports: 11/02/2018
Number of Days to Update: 29

Source: Public Works Department Waste Management
Telephone: 415-473-6647
Last EDR Contact: 06/22/2022
Next Scheduled EDR Contact: 10/10/2022
Data Release Frequency: Semi-Annually

MENDOCINO COUNTY:

UST MENDOCINO: Mendocino County UST Database
A listing of underground storage tank locations in Mendocino County.

Date of Government Version: 09/22/2021
Date Data Arrived at EDR: 11/18/2021
Date Made Active in Reports: 11/22/2021
Number of Days to Update: 4

Source: Department of Public Health
Telephone: 707-463-4466
Last EDR Contact: 05/19/2022
Next Scheduled EDR Contact: 09/05/2022
Data Release Frequency: Annually

MERCED COUNTY:

CUPA MERCED: CUPA Facility List
CUPA facility list.

Date of Government Version: 02/15/2022
Date Data Arrived at EDR: 02/17/2022
Date Made Active in Reports: 05/11/2022
Number of Days to Update: 83

Source: Merced County Environmental Health
Telephone: 209-381-1094
Last EDR Contact: 07/07/2022
Next Scheduled EDR Contact: 08/29/2022
Data Release Frequency: Varies

MONO COUNTY:

CUPA MONO: CUPA Facility List
CUPA Facility List

Date of Government Version: 02/22/2021
Date Data Arrived at EDR: 03/02/2021
Date Made Active in Reports: 05/19/2021
Number of Days to Update: 78

Source: Mono County Health Department
Telephone: 760-932-5580
Last EDR Contact: 05/19/2022
Next Scheduled EDR Contact: 09/05/2022
Data Release Frequency: Varies

MONTEREY COUNTY:

CUPA MONTEREY: CUPA Facility Listing
CUPA Program listing from the Environmental Health Division.

Date of Government Version: 10/04/2021
Date Data Arrived at EDR: 10/06/2021
Date Made Active in Reports: 12/29/2021
Number of Days to Update: 84

Source: Monterey County Health Department
Telephone: 831-796-1297
Last EDR Contact: 07/07/2022
Next Scheduled EDR Contact: 10/10/2022
Data Release Frequency: Varies

NAPA COUNTY:

LUST NAPA: Sites With Reported Contamination
A listing of leaking underground storage tank sites located in Napa county.

Date of Government Version: 01/09/2017
Date Data Arrived at EDR: 01/11/2017
Date Made Active in Reports: 03/02/2017
Number of Days to Update: 50

Source: Napa County Department of Environmental Management
Telephone: 707-253-4269
Last EDR Contact: 05/19/2022
Next Scheduled EDR Contact: 09/05/2022
Data Release Frequency: No Update Planned

UST NAPA: Closed and Operating Underground Storage Tank Sites
Underground storage tank sites located in Napa county.

Date of Government Version: 09/05/2019
Date Data Arrived at EDR: 09/09/2019
Date Made Active in Reports: 10/31/2019
Number of Days to Update: 52

Source: Napa County Department of Environmental Management
Telephone: 707-253-4269
Last EDR Contact: 05/19/2022
Next Scheduled EDR Contact: 09/05/2022
Data Release Frequency: No Update Planned

NEVADA COUNTY:

CUPA NEVADA: CUPA Facility List
CUPA facility list.

Date of Government Version: 01/25/2022
Date Data Arrived at EDR: 01/26/2022
Date Made Active in Reports: 04/14/2022
Number of Days to Update: 78

Source: Community Development Agency
Telephone: 530-265-1467
Last EDR Contact: 04/21/2022
Next Scheduled EDR Contact: 08/08/2022
Data Release Frequency: Varies

ORANGE COUNTY:

IND_SITE ORANGE: List of Industrial Site Cleanups
Petroleum and non-petroleum spills.

Date of Government Version: 01/14/2022
Date Data Arrived at EDR: 02/03/2022
Date Made Active in Reports: 04/14/2022
Number of Days to Update: 70
Source: Health Care Agency
Telephone: 714-834-3446
Last EDR Contact: 05/02/2022
Next Scheduled EDR Contact: 08/15/2022
Data Release Frequency: Annually

LUST ORANGE: List of Underground Storage Tank Cleanups
Orange County Underground Storage Tank Cleanups (LUST).

Date of Government Version: 01/14/2022
Date Data Arrived at EDR: 02/04/2022
Date Made Active in Reports: 05/02/2022
Number of Days to Update: 87
Source: Health Care Agency
Telephone: 714-834-3446
Last EDR Contact: 05/02/2022
Next Scheduled EDR Contact: 08/15/2022
Data Release Frequency: Quarterly

UST ORANGE: List of Underground Storage Tank Facilities
Orange County Underground Storage Tank Facilities (UST).

Date of Government Version: 01/14/2022
Date Data Arrived at EDR: 02/01/2022
Date Made Active in Reports: 04/18/2022
Number of Days to Update: 76
Source: Health Care Agency
Telephone: 714-834-3446
Last EDR Contact: 05/03/2022
Next Scheduled EDR Contact: 08/15/2022
Data Release Frequency: Quarterly

PLACER COUNTY:

MS PLACER: Master List of Facilities
List includes aboveground tanks, underground tanks and cleanup sites.

Date of Government Version: 05/25/2022
Date Data Arrived at EDR: 05/26/2022
Date Made Active in Reports: 06/01/2022
Number of Days to Update: 6
Source: Placer County Health and Human Services
Telephone: 530-745-2363
Last EDR Contact: 05/25/2022
Next Scheduled EDR Contact: 09/12/2022
Data Release Frequency: Semi-Annually

PLUMAS COUNTY:

CUPA PLUMAS: CUPA Facility List
Plumas County CUPA Program facilities.

Date of Government Version: 03/31/2019
Date Data Arrived at EDR: 04/23/2019
Date Made Active in Reports: 06/26/2019
Number of Days to Update: 64
Source: Plumas County Environmental Health
Telephone: 530-283-6355
Last EDR Contact: 04/14/2022
Next Scheduled EDR Contact: 08/01/2022
Data Release Frequency: Varies

RIVERSIDE COUNTY:

LUST RIVERSIDE: Listing of Underground Tank Cleanup Sites
Riverside County Underground Storage Tank Cleanup Sites (LUST).

Date of Government Version: 03/31/2022
Date Data Arrived at EDR: 03/31/2022
Date Made Active in Reports: 04/08/2022
Number of Days to Update: 8
Source: Department of Environmental Health
Telephone: 951-358-5055
Last EDR Contact: 06/09/2022
Next Scheduled EDR Contact: 09/26/2022
Data Release Frequency: Quarterly

UST RIVERSIDE: Underground Storage Tank Tank List
Underground storage tank sites located in Riverside county.

Date of Government Version: 03/31/2022
Date Data Arrived at EDR: 03/31/2022
Date Made Active in Reports: 04/08/2022
Number of Days to Update: 8

Source: Department of Environmental Health
Telephone: 951-358-5055
Last EDR Contact: 06/09/2022
Next Scheduled EDR Contact: 09/26/2022
Data Release Frequency: Quarterly

SACRAMENTO COUNTY:

CS SACRAMENTO: Toxic Site Clean-Up List
List of sites where unauthorized releases of potentially hazardous materials have occurred.

Date of Government Version: 06/18/2021
Date Data Arrived at EDR: 09/28/2021
Date Made Active in Reports: 12/14/2021
Number of Days to Update: 77

Source: Sacramento County Environmental Management
Telephone: 916-875-8406
Last EDR Contact: 06/30/2022
Next Scheduled EDR Contact: 10/10/2022
Data Release Frequency: Quarterly

ML SACRAMENTO: Master Hazardous Materials Facility List
Any business that has hazardous materials on site - hazardous material storage sites, underground storage tanks, waste generators.

Date of Government Version: 05/04/2022
Date Data Arrived at EDR: 06/30/2022
Date Made Active in Reports: 07/05/2022
Number of Days to Update: 5

Source: Sacramento County Environmental Management
Telephone: 916-875-8406
Last EDR Contact: 06/30/2022
Next Scheduled EDR Contact: 10/10/2022
Data Release Frequency: Quarterly

SAN BENITO COUNTY:

CUPA SAN BENITO: CUPA Facility List
Cupa facility list

Date of Government Version: 04/29/2022
Date Data Arrived at EDR: 04/29/2022
Date Made Active in Reports: 05/05/2022
Number of Days to Update: 6

Source: San Benito County Environmental Health
Telephone: N/A
Last EDR Contact: 04/28/2022
Next Scheduled EDR Contact: 08/15/2022
Data Release Frequency: Varies

SAN BERNARDINO COUNTY:

PERMITS SAN BERNARDINO: Hazardous Material Permits
This listing includes underground storage tanks, medical waste handlers/generators, hazardous materials handlers, hazardous waste generators, and waste oil generators/handlers.

Date of Government Version: 05/12/2022
Date Data Arrived at EDR: 05/12/2022
Date Made Active in Reports: 05/18/2022
Number of Days to Update: 6

Source: San Bernardino County Fire Department Hazardous Materials Division
Telephone: 909-387-3041
Last EDR Contact: 04/28/2022
Next Scheduled EDR Contact: 08/15/2022
Data Release Frequency: Quarterly

SAN DIEGO COUNTY:

HMMD SAN DIEGO: Hazardous Materials Management Division Database

The database includes: HE58 - This report contains the business name, site address, business phone number, establishment 'H' permit number, type of permit, and the business status. HE17 - In addition to providing the same information provided in the HE58 listing, HE17 provides inspection dates, violations received by the establishment, hazardous waste generated, the quantity, method of storage, treatment/disposal of waste and the hauler, and information on underground storage tanks. Unauthorized Release List - Includes a summary of environmental contamination cases in San Diego County (underground tank cases, non-tank cases, groundwater contamination, and soil contamination are included.)

Date of Government Version: 02/28/2022
Date Data Arrived at EDR: 02/28/2022
Date Made Active in Reports: 05/25/2022
Number of Days to Update: 86

Source: Hazardous Materials Management Division
Telephone: 619-338-2268
Last EDR Contact: 05/31/2022
Next Scheduled EDR Contact: 09/12/2022
Data Release Frequency: Quarterly

LF SAN DIEGO: Solid Waste Facilities

San Diego County Solid Waste Facilities.

Date of Government Version: 10/27/2021
Date Data Arrived at EDR: 03/04/2022
Date Made Active in Reports: 05/31/2022
Number of Days to Update: 88

Source: Department of Health Services
Telephone: 619-338-2209
Last EDR Contact: 04/14/2022
Next Scheduled EDR Contact: 08/01/2022
Data Release Frequency: Varies

SAN DIEGO CO LOP: Local Oversight Program Listing

A listing of all LOP release sites that are or were under the County of San Diego's jurisdiction. Included are closed or transferred cases, open cases, and cases that did not have a case type indicated. The cases without a case type are mostly complaints; however, some of them could be LOP cases.

Date of Government Version: 07/22/2021
Date Data Arrived at EDR: 10/19/2021
Date Made Active in Reports: 01/13/2022
Number of Days to Update: 86

Source: Department of Environmental Health
Telephone: 858-505-6874
Last EDR Contact: 04/18/2022
Next Scheduled EDR Contact: 08/01/2022
Data Release Frequency: Varies

SAN DIEGO CO SAM: Environmental Case Listing

The listing contains all underground tank release cases and projects pertaining to properties contaminated with hazardous substances that are actively under review by the Site Assessment and Mitigation Program.

Date of Government Version: 03/23/2010
Date Data Arrived at EDR: 06/15/2010
Date Made Active in Reports: 07/09/2010
Number of Days to Update: 24

Source: San Diego County Department of Environmental Health
Telephone: 619-338-2371
Last EDR Contact: 05/25/2022
Next Scheduled EDR Contact: 09/12/2022
Data Release Frequency: No Update Planned

SAN FRANCISCO COUNTY:

CUPA SAN FRANCISCO CO: CUPA Facility Listing

Cupa facilities

Date of Government Version: 02/03/2022
Date Data Arrived at EDR: 02/04/2022
Date Made Active in Reports: 02/11/2022
Number of Days to Update: 7

Source: San Francisco County Department of Environmental Health
Telephone: 415-252-3896
Last EDR Contact: 04/28/2022
Next Scheduled EDR Contact: 08/15/2022
Data Release Frequency: Varies

LUST SAN FRANCISCO: Local Oversite Facilities

A listing of leaking underground storage tank sites located in San Francisco county.

Date of Government Version: 09/19/2008
Date Data Arrived at EDR: 09/19/2008
Date Made Active in Reports: 09/29/2008
Number of Days to Update: 10

Source: Department Of Public Health San Francisco County
Telephone: 415-252-3920
Last EDR Contact: 04/28/2022
Next Scheduled EDR Contact: 08/15/2022
Data Release Frequency: No Update Planned

UST SAN FRANCISCO: Underground Storage Tank Information
Underground storage tank sites located in San Francisco county.

Date of Government Version: 02/03/2022
Date Data Arrived at EDR: 02/04/2022
Date Made Active in Reports: 05/02/2022
Number of Days to Update: 87

Source: Department of Public Health
Telephone: 415-252-3920
Last EDR Contact: 04/28/2022
Next Scheduled EDR Contact: 08/15/2022
Data Release Frequency: Quarterly

SAN FRANCISO COUNTY:

SAN FRANCISCO MAHER: Maher Ordinance Property Listing
a listing of properties that fall within a Maher Ordinance, for all of San Francisco

Date of Government Version: 01/18/2022
Date Data Arrived at EDR: 01/20/2022
Date Made Active in Reports: 04/27/2022
Number of Days to Update: 97

Source: San Francisco Planning
Telephone: 628-652-7483
Last EDR Contact: 05/06/2022
Next Scheduled EDR Contact: 08/01/2022
Data Release Frequency: Varies

SAN JOAQUIN COUNTY:

UST SAN JOAQUIN: San Joaquin Co. UST
A listing of underground storage tank locations in San Joaquin county.

Date of Government Version: 06/22/2018
Date Data Arrived at EDR: 06/26/2018
Date Made Active in Reports: 07/11/2018
Number of Days to Update: 15

Source: Environmental Health Department
Telephone: N/A
Last EDR Contact: 06/09/2022
Next Scheduled EDR Contact: 09/26/2022
Data Release Frequency: Semi-Annually

SAN LUIS OBISPO COUNTY:

CUPA SAN LUIS OBISPO: CUPA Facility List
Cupa Facility List.

Date of Government Version: 02/15/2022
Date Data Arrived at EDR: 02/16/2022
Date Made Active in Reports: 05/13/2022
Number of Days to Update: 86

Source: San Luis Obispo County Public Health Department
Telephone: 805-781-5596
Last EDR Contact: 05/12/2022
Next Scheduled EDR Contact: 08/29/2022
Data Release Frequency: Varies

SAN MATEO COUNTY:

BI SAN MATEO: Business Inventory
List includes Hazardous Materials Business Plan, hazardous waste generators, and underground storage tanks.

Date of Government Version: 02/20/2020
Date Data Arrived at EDR: 02/20/2020
Date Made Active in Reports: 04/24/2020
Number of Days to Update: 64

Source: San Mateo County Environmental Health Services Division
Telephone: 650-363-1921
Last EDR Contact: 06/10/2022
Next Scheduled EDR Contact: 09/19/2022
Data Release Frequency: Annually

LUST SAN MATEO: Fuel Leak List
A listing of leaking underground storage tank sites located in San Mateo county.

Date of Government Version: 03/29/2019
Date Data Arrived at EDR: 03/29/2019
Date Made Active in Reports: 05/29/2019
Number of Days to Update: 61

Source: San Mateo County Environmental Health Services Division
Telephone: 650-363-1921
Last EDR Contact: 06/02/2022
Next Scheduled EDR Contact: 09/19/2022
Data Release Frequency: Semi-Annually

SANTA BARBARA COUNTY:

CUPA SANTA BARBARA: CUPA Facility Listing
CUPA Program Listing from the Environmental Health Services division.

Date of Government Version: 09/08/2011
Date Data Arrived at EDR: 09/09/2011
Date Made Active in Reports: 10/07/2011
Number of Days to Update: 28

Source: Santa Barbara County Public Health Department
Telephone: 805-686-8167
Last EDR Contact: 05/12/2022
Next Scheduled EDR Contact: 08/29/2022
Data Release Frequency: No Update Planned

SANTA CLARA COUNTY:

CUPA SANTA CLARA: Cupa Facility List
Cupa facility list

Date of Government Version: 02/14/2022
Date Data Arrived at EDR: 02/16/2022
Date Made Active in Reports: 05/12/2022
Number of Days to Update: 85

Source: Department of Environmental Health
Telephone: 408-918-1973
Last EDR Contact: 05/12/2022
Next Scheduled EDR Contact: 08/29/2022
Data Release Frequency: Varies

HIST LUST SANTA CLARA: HIST LUST - Fuel Leak Site Activity Report
A listing of open and closed leaking underground storage tanks. This listing is no longer updated by the county. Leaking underground storage tanks are now handled by the Department of Environmental Health.

Date of Government Version: 03/29/2005
Date Data Arrived at EDR: 03/30/2005
Date Made Active in Reports: 04/21/2005
Number of Days to Update: 22

Source: Santa Clara Valley Water District
Telephone: 408-265-2600
Last EDR Contact: 03/23/2009
Next Scheduled EDR Contact: 06/22/2009
Data Release Frequency: No Update Planned

LUST SANTA CLARA: LOP Listing
A listing of leaking underground storage tanks located in Santa Clara county.

Date of Government Version: 03/03/2014
Date Data Arrived at EDR: 03/05/2014
Date Made Active in Reports: 03/18/2014
Number of Days to Update: 13

Source: Department of Environmental Health
Telephone: 408-918-3417
Last EDR Contact: 05/19/2022
Next Scheduled EDR Contact: 09/05/2022
Data Release Frequency: No Update Planned

SAN JOSE HAZMAT: Hazardous Material Facilities
Hazardous material facilities, including underground storage tank sites.

Date of Government Version: 11/03/2020
Date Data Arrived at EDR: 11/05/2020
Date Made Active in Reports: 01/26/2021
Number of Days to Update: 82

Source: City of San Jose Fire Department
Telephone: 408-535-7694
Last EDR Contact: 04/28/2022
Next Scheduled EDR Contact: 08/15/2022
Data Release Frequency: Annually

SANTA CRUZ COUNTY:

CUPA SANTA CRUZ: CUPA Facility List
CUPA facility listing.

Date of Government Version: 01/21/2017
Date Data Arrived at EDR: 02/22/2017
Date Made Active in Reports: 05/23/2017
Number of Days to Update: 90

Source: Santa Cruz County Environmental Health
Telephone: 831-464-2761
Last EDR Contact: 05/12/2022
Next Scheduled EDR Contact: 08/29/2022
Data Release Frequency: Varies

SHASTA COUNTY:

CUPA SHASTA: CUPA Facility List
Cupa Facility List.

Date of Government Version: 06/15/2017
Date Data Arrived at EDR: 06/19/2017
Date Made Active in Reports: 08/09/2017
Number of Days to Update: 51

Source: Shasta County Department of Resource Management
Telephone: 530-225-5789
Last EDR Contact: 05/12/2022
Next Scheduled EDR Contact: 08/29/2022
Data Release Frequency: Varies

SOLANO COUNTY:

LUST SOLANO: Leaking Underground Storage Tanks
A listing of leaking underground storage tank sites located in Solano county.

Date of Government Version: 06/04/2019
Date Data Arrived at EDR: 06/06/2019
Date Made Active in Reports: 08/13/2019
Number of Days to Update: 68

Source: Solano County Department of Environmental Management
Telephone: 707-784-6770
Last EDR Contact: 05/25/2022
Next Scheduled EDR Contact: 09/12/2022
Data Release Frequency: Quarterly

UST SOLANO: Underground Storage Tanks
Underground storage tank sites located in Solano county.

Date of Government Version: 09/15/2021
Date Data Arrived at EDR: 09/16/2021
Date Made Active in Reports: 12/09/2021
Number of Days to Update: 84

Source: Solano County Department of Environmental Management
Telephone: 707-784-6770
Last EDR Contact: 05/25/2022
Next Scheduled EDR Contact: 09/12/2022
Data Release Frequency: Quarterly

SONOMA COUNTY:

CUPA SONOMA: Cupa Facility List
Cupa Facility list

Date of Government Version: 07/02/2021
Date Data Arrived at EDR: 07/06/2021
Date Made Active in Reports: 07/14/2021
Number of Days to Update: 8

Source: County of Sonoma Fire & Emergency Services Department
Telephone: 707-565-1174
Last EDR Contact: 06/14/2022
Next Scheduled EDR Contact: 10/03/2022
Data Release Frequency: Varies

LUST SONOMA: Leaking Underground Storage Tank Sites
A listing of leaking underground storage tank sites located in Sonoma county.

Date of Government Version: 06/30/2021
Date Data Arrived at EDR: 06/30/2021
Date Made Active in Reports: 09/24/2021
Number of Days to Update: 86

Source: Department of Health Services
Telephone: 707-565-6565
Last EDR Contact: 06/14/2022
Next Scheduled EDR Contact: 10/04/2021
Data Release Frequency: Quarterly

STANISLAUS COUNTY:

CUPA STANISLAUS: CUPA Facility List
Cupa facility list

Date of Government Version: 02/08/2022
Date Data Arrived at EDR: 02/10/2022
Date Made Active in Reports: 05/04/2022
Number of Days to Update: 83

Source: Stanislaus County Department of Ennvironmental Protection
Telephone: 209-525-6751
Last EDR Contact: 07/11/2022
Next Scheduled EDR Contact: 10/24/2022
Data Release Frequency: Varies

SUTTER COUNTY:

UST SUTTER: Underground Storage Tanks
Underground storage tank sites located in Sutter county.

Date of Government Version: 11/23/2021
Date Data Arrived at EDR: 11/29/2021
Date Made Active in Reports: 02/11/2022
Number of Days to Update: 74

Source: Sutter County Environmental Health Services
Telephone: 530-822-7500
Last EDR Contact: 05/25/2022
Next Scheduled EDR Contact: 09/12/2022
Data Release Frequency: Semi-Annually

TEHAMA COUNTY:

CUPA TEHAMA: CUPA Facility List
Cupa facilities

Date of Government Version: 01/13/2021
Date Data Arrived at EDR: 01/14/2021
Date Made Active in Reports: 04/06/2021
Number of Days to Update: 82

Source: Tehama County Department of Environmental Health
Telephone: 530-527-8020
Last EDR Contact: 04/28/2022
Next Scheduled EDR Contact: 08/15/2022
Data Release Frequency: Varies

TRINITY COUNTY:

CUPA TRINITY: CUPA Facility List
Cupa facility list

Date of Government Version: 01/13/2022
Date Data Arrived at EDR: 01/14/2022
Date Made Active in Reports: 04/06/2022
Number of Days to Update: 82

Source: Department of Toxic Substances Control
Telephone: 760-352-0381
Last EDR Contact: 04/18/2022
Next Scheduled EDR Contact: 08/01/2022
Data Release Frequency: Varies

TULARE COUNTY:

CUPA TULARE: CUPA Facility List
Cupa program facilities

Date of Government Version: 04/26/2021
Date Data Arrived at EDR: 04/28/2021
Date Made Active in Reports: 07/13/2021
Number of Days to Update: 76

Source: Tulare County Environmental Health Services Division
Telephone: 559-624-7400
Last EDR Contact: 04/14/2022
Next Scheduled EDR Contact: 08/15/2022
Data Release Frequency: Varies

TUOLUMNE COUNTY:

CUPA TUOLUMNE: CUPA Facility List
Cupa facility list

Date of Government Version: 04/23/2018
Date Data Arrived at EDR: 04/25/2018
Date Made Active in Reports: 06/25/2018
Number of Days to Update: 61

Source: Divison of Environmental Health
Telephone: 209-533-5633
Last EDR Contact: 04/14/2022
Next Scheduled EDR Contact: 08/01/2022
Data Release Frequency: Varies

VENTURA COUNTY:

BWT VENTURA: Business Plan, Hazardous Waste Producers, and Operating Underground Tanks
The BWT list indicates by site address whether the Environmental Health Division has Business Plan (B), Waste Producer (W), and/or Underground Tank (T) information.

Date of Government Version: 12/27/2021
Date Data Arrived at EDR: 01/20/2022
Date Made Active in Reports: 04/08/2022
Number of Days to Update: 78

Source: Ventura County Environmental Health Division
Telephone: 805-654-2813
Last EDR Contact: 04/18/2022
Next Scheduled EDR Contact: 08/01/2022
Data Release Frequency: Quarterly

LF VENTURA: Inventory of Illegal Abandoned and Inactive Sites
Ventura County Inventory of Closed, Illegal Abandoned, and Inactive Sites.

Date of Government Version: 12/01/2011
Date Data Arrived at EDR: 12/01/2011
Date Made Active in Reports: 01/19/2012
Number of Days to Update: 49

Source: Environmental Health Division
Telephone: 805-654-2813
Last EDR Contact: 06/22/2022
Next Scheduled EDR Contact: 10/10/2022
Data Release Frequency: No Update Planned

LUST VENTURA: Listing of Underground Tank Cleanup Sites
Ventura County Underground Storage Tank Cleanup Sites (LUST).

Date of Government Version: 05/29/2008
Date Data Arrived at EDR: 06/24/2008
Date Made Active in Reports: 07/31/2008
Number of Days to Update: 37

Source: Environmental Health Division
Telephone: 805-654-2813
Last EDR Contact: 05/04/2022
Next Scheduled EDR Contact: 08/22/2022
Data Release Frequency: No Update Planned

MED WASTE VENTURA: Medical Waste Program List
To protect public health and safety and the environment from potential exposure to disease causing agents, the Environmental Health Division Medical Waste Program regulates the generation, handling, storage, treatment and disposal of medical waste throughout the County.

Date of Government Version: 12/27/2021
Date Data Arrived at EDR: 01/20/2022
Date Made Active in Reports: 04/11/2022
Number of Days to Update: 81

Source: Ventura County Resource Management Agency
Telephone: 805-654-2813
Last EDR Contact: 04/18/2022
Next Scheduled EDR Contact: 08/01/2022
Data Release Frequency: Quarterly

UST VENTURA: Underground Tank Closed Sites List
Ventura County Operating Underground Storage Tank Sites (UST)/Underground Tank Closed Sites List.

Date of Government Version: 02/28/2022
Date Data Arrived at EDR: 03/08/2022
Date Made Active in Reports: 06/02/2022
Number of Days to Update: 86

Source: Environmental Health Division
Telephone: 805-654-2813
Last EDR Contact: 06/07/2022
Next Scheduled EDR Contact: 09/19/2022
Data Release Frequency: Quarterly

YOLO COUNTY:

UST YOLO: Underground Storage Tank Comprehensive Facility Report
Underground storage tank sites located in Yolo county.

Date of Government Version: 03/24/2022
Date Data Arrived at EDR: 03/31/2022
Date Made Active in Reports: 06/27/2022
Number of Days to Update: 88

Source: Yolo County Department of Health
Telephone: 530-666-8646
Last EDR Contact: 06/22/2022
Next Scheduled EDR Contact: 10/10/2022
Data Release Frequency: Annually

YUBA COUNTY:

CUPA YUBA: CUPA Facility List
CUPA facility listing for Yuba County.

Date of Government Version: 01/26/2022
Date Data Arrived at EDR: 01/27/2022
Date Made Active in Reports: 04/14/2022
Number of Days to Update: 77

Source: Yuba County Environmental Health Department
Telephone: 530-749-7523
Last EDR Contact: 04/21/2022
Next Scheduled EDR Contact: 08/08/2022
Data Release Frequency: Varies

OTHER DATABASE(S)

Depending on the geographic area covered by this report, the data provided in these specialty databases may or may not be complete. For example, the existence of wetlands information data in a specific report does not mean that all wetlands in the area covered by the report are included. Moreover, the absence of any reported wetlands information does not necessarily mean that wetlands do not exist in the area covered by the report.

CT MANIFEST: Hazardous Waste Manifest Data
Facility and manifest data. Manifest is a document that lists and tracks hazardous waste from the generator through transporters to a tsd facility.

Date of Government Version: 12/03/2021
Date Data Arrived at EDR: 02/11/2022
Date Made Active in Reports: 05/06/2022
Number of Days to Update: 84

Source: Department of Energy & Environmental Protection
Telephone: 860-424-3375
Last EDR Contact: 05/09/2022
Next Scheduled EDR Contact: 08/22/2022
Data Release Frequency: No Update Planned

NJ MANIFEST: Manifest Information
Hazardous waste manifest information.

Date of Government Version: 12/31/2018
Date Data Arrived at EDR: 04/10/2019
Date Made Active in Reports: 05/16/2019
Number of Days to Update: 36

Source: Department of Environmental Protection
Telephone: N/A
Last EDR Contact: 06/28/2022
Next Scheduled EDR Contact: 10/17/2022
Data Release Frequency: Annually

NY MANIFEST: Facility and Manifest Data
Manifest is a document that lists and tracks hazardous waste from the generator through transporters to a TSD facility.

Date of Government Version: 01/01/2019
Date Data Arrived at EDR: 10/29/2021
Date Made Active in Reports: 01/19/2022
Number of Days to Update: 82

Source: Department of Environmental Conservation
Telephone: 518-402-8651
Last EDR Contact: 04/28/2022
Next Scheduled EDR Contact: 08/08/2022
Data Release Frequency: Quarterly

PA MANIFEST: Manifest Information
Hazardous waste manifest information.

Date of Government Version: 06/30/2018
Date Data Arrived at EDR: 07/19/2019
Date Made Active in Reports: 09/10/2019
Number of Days to Update: 53

Source: Department of Environmental Protection
Telephone: 717-783-8990
Last EDR Contact: 07/06/2022
Next Scheduled EDR Contact: 10/24/2022
Data Release Frequency: Annually

RI MANIFEST: Manifest information
Hazardous waste manifest information

Date of Government Version: 12/31/2020
Date Data Arrived at EDR: 11/30/2021
Date Made Active in Reports: 02/18/2022
Number of Days to Update: 80

Source: Department of Environmental Management
Telephone: 401-222-2797
Last EDR Contact: 05/16/2022
Next Scheduled EDR Contact: 08/29/2022
Data Release Frequency: Annually

WI MANIFEST: Manifest Information
Hazardous waste manifest information.

Date of Government Version: 05/31/2018
Date Data Arrived at EDR: 06/19/2019
Date Made Active in Reports: 09/03/2019
Number of Days to Update: 76

Source: Department of Natural Resources
Telephone: N/A
Last EDR Contact: 06/03/2022
Next Scheduled EDR Contact: 09/19/2022
Data Release Frequency: Annually

Oil/Gas Pipelines
Source: Endeavor Business Media
Petroleum Bundle (Crude Oil, Refined Products, Petrochemicals, Gas Liquids (LPG/NGL), and Specialty Gases (Miscellaneous)) N = Natural Gas Bundle (Natural Gas, Gas Liquids (LPG/NGL), and Specialty Gases (Miscellaneous)). This map includes information copyrighted by Endeavor Business Media. This information is provided on a best effort basis and Endeavor Business Media does not guarantee its accuracy nor warrant its fitness for any particular purpose. Such information has been reprinted with the permission of Endeavor Business Media.

Electric Power Transmission Line Data
Source: Endeavor Business Media
This map includes information copyrighted by Endeavor Business Media. This information is provided on a best effort basis and Endeavor Business Media does not guarantee its accuracy nor warrant its fitness for any particular purpose. Such information has been reprinted with the permission of Endeavor Business Media.

Sensitive Receptors: There are individuals deemed sensitive receptors due to their fragile immune systems and special sensitivity to environmental discharges. These sensitive receptors typically include the elderly, the sick, and children. While the location of all sensitive receptors cannot be determined, EDR indicates those buildings and facilities - schools, daycares, hospitals, medical centers, and nursing homes - where individuals who are sensitive receptors are likely to be located.

AHA Hospitals:
Source: American Hospital Association, Inc.
Telephone: 312-280-5991
The database includes a listing of hospitals based on the American Hospital Association’s annual survey of hospitals.

Medical Centers: Provider of Services Listing
Source: Centers for Medicare & Medicaid Services
Telephone: 410-786-3000
A listing of hospitals with Medicare provider number, produced by Centers of Medicare & Medicaid Services, a federal agency within the U.S. Department of Health and Human Services.

Nursing Homes
Source: National Institutes of Health
Telephone: 301-594-6248
Information on Medicare and Medicaid certified nursing homes in the United States.

Public Schools
Source: National Center for Education Statistics
Telephone: 202-502-7300
The National Center for Education Statistics’ primary database on elementary and secondary public education in the United States. It is a comprehensive, annual, national statistical database of all public elementary and secondary schools and school districts, which contains data that are comparable across all states.

Private Schools
Source: National Center for Education Statistics
Telephone: 202-502-7300
The National Center for Education Statistics' primary database on private school locations in the United States.
Daycare Centers: Licensed Facilities
Source: Department of Social Services
Telephone: 916-657-4041

Flood Zone Data: This data was obtained from the Federal Emergency Management Agency (FEMA). It depicts 100-year and 500-year flood zones as defined by FEMA. It includes the National Flood Hazard Layer (NFHL) which incorporates Flood Insurance Rate Map (FIRM) data and Q3 data from FEMA in areas not covered by NFHL.
Source: FEMA
Telephone: 877-336-2627
Date of Government Version: 2003, 2015

NWI: National Wetlands Inventory. This data, available in select counties across the country, was obtained by EDR in 2002, 2005 and 2010 from the U.S. Fish and Wildlife Service.

State Wetlands Data: Wetland Inventory
Source: Department of Fish and Wildlife
Telephone: 916-445-0411

Current USGS 7.5 Minute Topographic Map
Source: U.S. Geological Survey

STREET AND ADDRESS INFORMATION

Â© 2015 TomTom North America, Inc. All rights reserved. This material is proprietary and the subject of copyright protection and other intellectual property rights owned by or licensed to Tele Atlas North America, Inc. The use of this material is subject to the terms of a license agreement. You will be held liable for any unauthorized copying or disclosure of this material.

GEOCHECK ®- PHYSICAL SETTING SOURCE ADDENDUM

TARGET PROPERTY ADDRESS

PUMP STATION
NOT REPORTED
POWAY, CA 92064

TARGET PROPERTY COORDINATES

Latitude (North):	33.007125 - 33ˆ 0’ 25.65’’
Longitude (West):	117.021604 - 117ˆ 1’ 17.77’’
Universal Tranverse Mercator:	Zone 11
UTM X (Meters):	497982.0
UTM Y (Meters):	3651885.8
Elevation:	773 ft. above sea level

USGS TOPOGRAPHIC MAP

Target Property Map:	12014840 ESCONDIDO, CA
Version Date:	2018
Southwest Map:	11993864 POWAY, CA
Version Date:	2018

EDR’s GeoCheck Physical Setting Source Addendum is provided to assist the environmental professional in forming an opinion about the impact of potential contaminant migration.

Assessment of the impact of contaminant migration generally has two principle investigative components:

1. Groundwater flow direction, and
2. Groundwater flow velocity.

Groundwater flow direction may be impacted by surface topography, hydrology, hydrogeology, characteristics of the soil, and nearby wells. Groundwater flow velocity is generally impacted by the nature of the geologic strata.

GEOCHECK® - PHYSICAL SETTING SOURCE SUMMARY

GROUNDWATER FLOW DIRECTION INFORMATION

Groundwater flow direction for a particular site is best determined by a qualified environmental professional using site-specific well data. If such data is not reasonably ascertainable, it may be necessary to rely on other sources of information, such as surface topographic information, hydrologic information, hydrogeologic data collected on nearby properties, and regional groundwater flow information (from deep aquifers).

TOPOGRAPHIC INFORMATION

Surface topography may be indicative of the direction of surficial groundwater flow. This information can be used to assist the environmental professional in forming an opinion about the impact of nearby contaminated properties or, should contamination exist on the target property, what downgradient sites might be impacted.

TARGET PROPERTY TOPOGRAPHY

General Topographic Gradient: General West

SURROUNDING TOPOGRAPHY: ELEVATION PROFILES

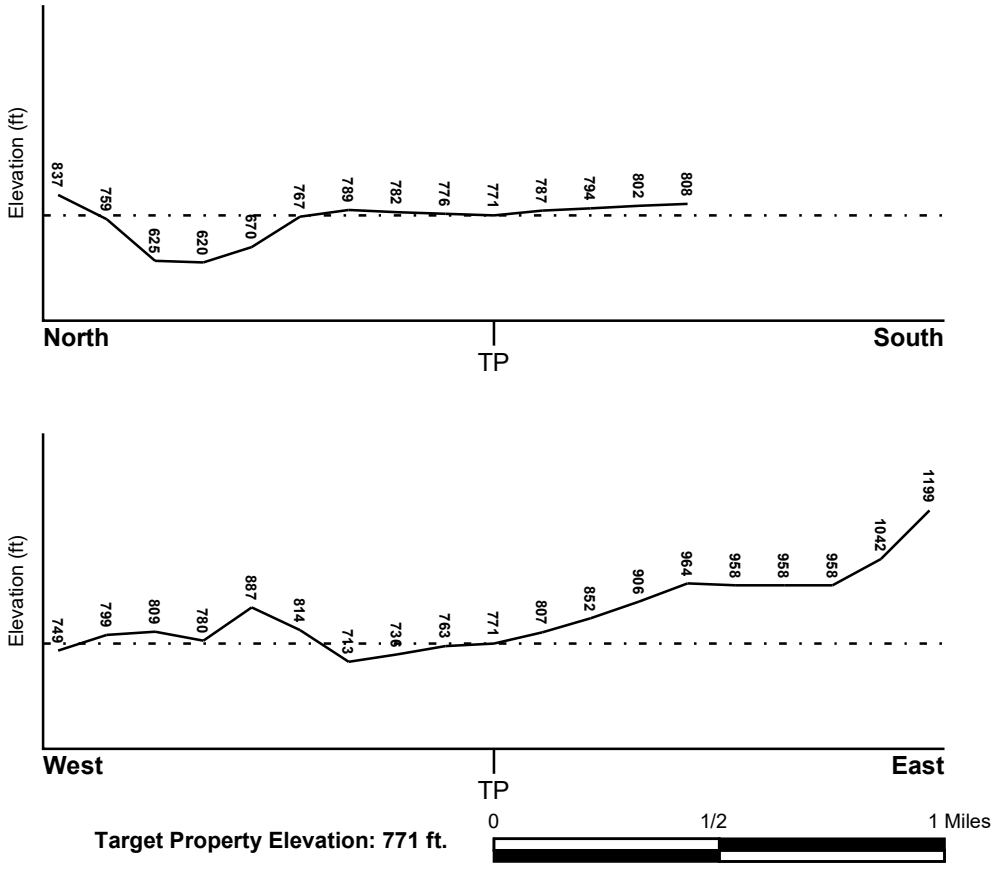

Source: Topography has been determined from the USGS 7.5' Digital Elevation Model and should be evaluated on a relative (not an absolute) basis. Relative elevation information between sites of close proximity should be field verified.

GEOCHECK® - PHYSICAL SETTING SOURCE SUMMARY

HYDROLOGIC INFORMATION

Surface water can act as a hydrologic barrier to groundwater flow. Such hydrologic information can be used to assist the environmental professional in forming an opinion about the impact of nearby contaminated properties or, should contamination exist on the target property, what downgradient sites might be impacted.

Refer to the Physical Setting Source Map following this summary for hydrologic information (major waterways and bodies of water).

FEMA FLOOD ZONE

Flood Plain Panel at Target Property	FEMA Source Type
06073C1094G	FEMA FIRM Flood data

Additional Panels in search area:	FEMA Source Type
06073C1093G	FEMA FIRM Flood data
06073C1356G	FEMA FIRM Flood data
06073C1357G	FEMA FIRM Flood data

NATIONAL WETLAND INVENTORY

NWI Quad at Target Property	NWI Electronic Data Coverage
ESCONDIDO	YES - refer to the Overview Map and Detail Map

HYDROGEOLOGIC INFORMATION

Hydrogeologic information obtained by installation of wells on a specific site can often be an indicator of groundwater flow direction in the immediate area. Such hydrogeologic information can be used to assist the environmental professional in forming an opinion about the impact of nearby contaminated properties or, should contamination exist on the target property, what downgradient sites might be impacted.

Site-Specific Hydrogeological Data*:

Search Radius:	1.25 miles
Status:	Not found

AQUIFLOW®

Search Radius: 1.000 Mile.

EDR has developed the AQUIFLOW Information System to provide data on the general direction of groundwater flow at specific points. EDR has reviewed reports submitted by environmental professionals to regulatory authorities at select sites and has extracted the date of the report, groundwater flow direction as determined hydrogeologically, and the depth to water table.

MAP ID	LOCATION FROM TP	GENERAL DIRECTION GROUNDWATER FLOW
Not Reported		

* ©1996 Site-specific hydrogeological data gathered by CERCLIS Alerts, Inc., Bainbridge Island, WA. All rights reserved. All of the information and opinions presented are those of the cited EPA report(s), which were completed under a Comprehensive Environmental Response Compensation and Liability Information System (CERCLIS) investigation.

GEOCHECK® - PHYSICAL SETTING SOURCE SUMMARY

GROUNDWATER FLOW VELOCITY INFORMATION

Groundwater flow velocity information for a particular site is best determined by a qualified environmental professional using site specific geologic and soil strata data. If such data are not reasonably ascertainable, it may be necessary to rely on other sources of information, including geologic age identification, rock stratigraphic unit and soil characteristics data collected on nearby properties and regional soil information. In general, contaminant plumes move more quickly through sandy-gravelly types of soils than silty-clayey types of soils.

GEOLOGIC INFORMATION IN GENERAL AREA OF TARGET PROPERTY

Geologic information can be used by the environmental professional in forming an opinion about the relative speed at which contaminant migration may be occurring.

ROCK STRATIGRAPHIC UNIT

Era:	Mesozoic
System:	Lower Jurassic and Upper Triassic
Series:	Lower Mesozoic
Code:	lMze *(decoded above as Era, System & Series)*

GEOLOGIC AGE IDENTIFICATION

Category: Eugeosynclinal Deposits

Geologic Age and Rock Stratigraphic Unit Source: P.G. Schruben, R.E. Arndt and W.J. Bawiec, Geology of the Conterminous U.S. at 1:2,500,000 Scale - a digital representation of the 1974 P.B. King and H.M. Beikman Map, USGS Digital Data Series DDS - 11 (1994).

SSURGO SOIL MAP - 7050007.2s

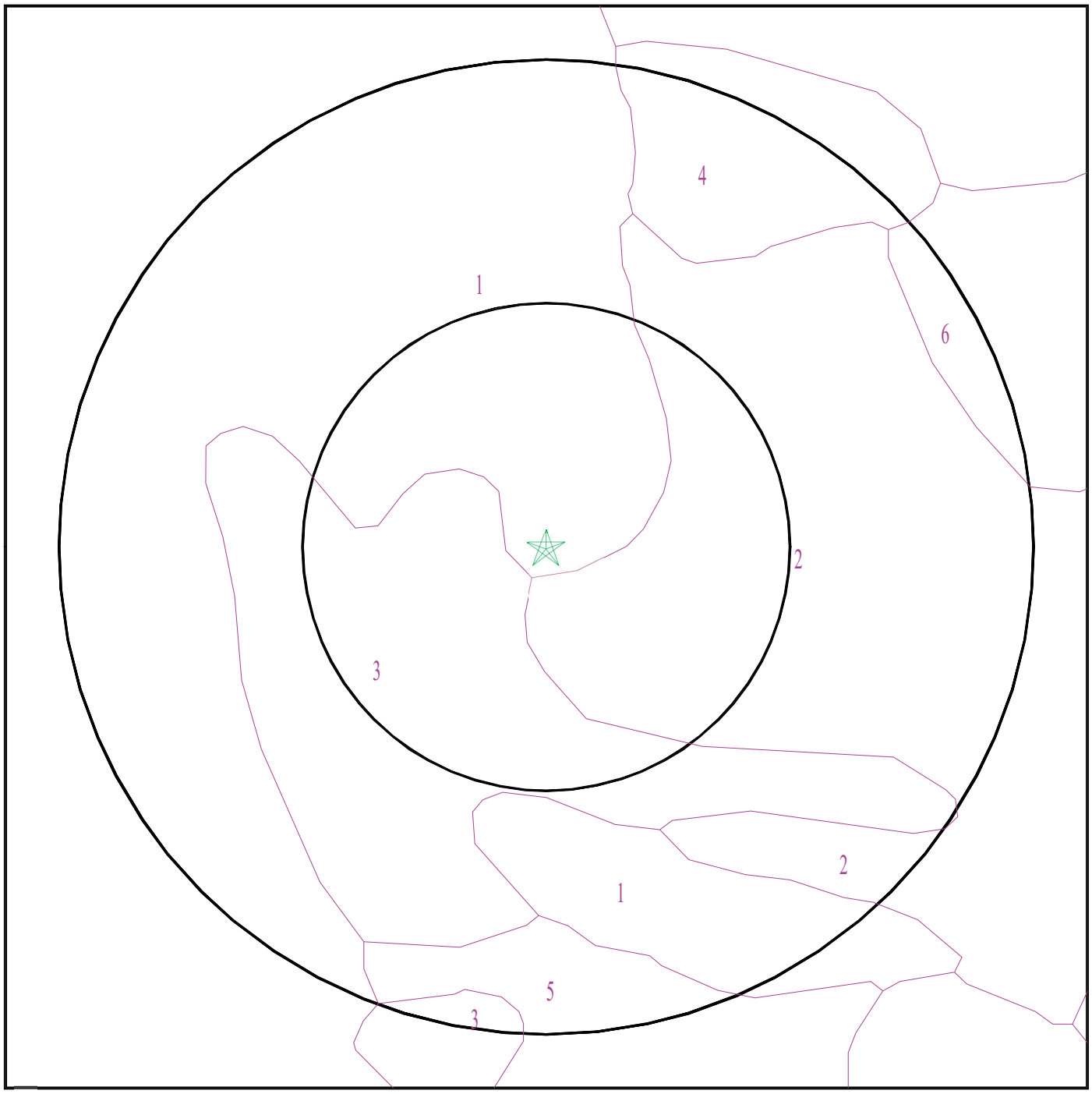

SITE NAME:	Pump Station	CLIENT:	Ninyo & Moore
ADDRESS:	Not Reported	CONTACT:	Nicholas Marinello
	POWAY CA 92064	INQUIRY #:	7050007.2s
LAT/LONG:	33.007125 / 117.021604	DATE:	July 12, 2022 12:35 pm

Copyright © 2022 EDR, Inc. © 2015 TomTom Rel. 2015.

GEOCHECK® - PHYSICAL SETTING SOURCE SUMMARY

DOMINANT SOIL COMPOSITION IN GENERAL AREA OF TARGET PROPERTY

The U.S. Department of Agriculture's (USDA) Soil Conservation Service (SCS) leads the National Cooperative Soil Survey (NCSS) and is responsible for collecting, storing, maintaining and distributing soil survey information for privately owned lands in the United States. A soil map in a soil survey is a representation of soil patterns in a landscape. The following information is based on Soil Conservation Service SSURGO data.

Soil Map ID: 1

Soil Component Name: PLACENTIA

Soil Surface Texture: sandy loam

Hydrologic Group: Class D - Very slow infiltration rates. Soils are clayey, have a high water table, or are shallow to an impervious layer.

Soil Drainage Class: Moderately well drained

Hydric Status: Partially hydric

Corrosion Potential - Uncoated Steel: High

Depth to Bedrock Min: > 0 inches

Depth to Watertable Min: > 0 inches

Soil Layer Information							
	Boundary			Classification		Saturated hydraulic conductivity micro m/sec	Soil Reaction (pH)
Layer	Upper	Lower	Soil Texture Class	AASHTO Group	Unified Soil		
1	0 inches	12 inches	sandy loam	Silt-Clay Materials (more than 35 pct. passing No. 200), Silty Soils.	COARSE-GRAINED SOILS, Sands, Sands with fines, Clayey sand.	Max: 0.42 Min: 0.01	Max: 8.4 Min: 7.9
2	12 inches	33 inches	sandy clay	Silt-Clay Materials (more than 35 pct. passing No. 200), Silty Soils.	COARSE-GRAINED SOILS, Sands, Sands with fines, Clayey sand.	Max: 0.42 Min: 0.01	Max: 8.4 Min: 7.9
3	33 inches	62 inches	clay loam	Silt-Clay Materials (more than 35 pct. passing No. 200), Silty Soils.	COARSE-GRAINED SOILS, Sands, Sands with fines, Clayey sand.	Max: 0.42 Min: 0.01	Max: 8.4 Min: 7.9

Soil Map ID: 2

Soil Component Name: VISTA

Soil Surface Texture: coarse sandy loam

Hydrologic Group: Class B - Moderate infiltration rates. Deep and moderately deep, moderately well and well drained soils with moderately coarse textures.

Soil Drainage Class: Well drained

Hydric Status: Not hydric

Corrosion Potential - Uncoated Steel: Moderate

Depth to Bedrock Min: > 0 inches

Depth to Watertable Min: > 0 inches

Soil Layer Information							
	Boundary			Classification		Saturated hydraulic conductivity micro m/sec	Soil Reaction (pH)
Layer	Upper	Lower	Soil Texture Class	AASHTO Group	Unified Soil		
1	0 inches	18 inches	coarse sandy loam	Granular materials (35 pct. or less passing No. 200), Silty, or Clayey Gravel and Sand.	Not reported	Max: Min:	Max: Min:
2	18 inches	35 inches	coarse sandy loam	Granular materials (35 pct. or less passing No. 200), Silty, or Clayey Gravel and Sand.	Not reported	Max: Min:	Max: Min:
3	35 inches	38 inches	weathered bedrock	Granular materials (35 pct. or less passing No. 200), Silty, or Clayey Gravel and Sand.	Not reported	Max: Min:	Max: Min:

Soil Map ID: 3

Soil Component Name: FALLBROOK

Soil Surface Texture: sandy loam

Hydrologic Group: Class C - Slow infiltration rates. Soils with layers impeding downward movement of water, or soils with moderately fine or fine textures.

Soil Drainage Class: Well drained

Hydric Status: Not hydric

Corrosion Potential - Uncoated Steel: Moderate

Depth to Bedrock Min: > 0 inches

Depth to Watertable Min: > 0 inches

Soil Layer Information

	Boundary			Classification		Saturated hydraulic conductivity micro m/sec	Soil Reaction (pH)
Layer	Upper	Lower	Soil Texture Class	AASHTO Group	Unified Soil		
1	0 inches	5 inches	sandy loam	Silt-Clay Materials (more than 35 pct. passing No. 200), Silty Soils.	Not reported	Max: Min:	Max: Min:
2	5 inches	24 inches	sandy clay loam	Silt-Clay Materials (more than 35 pct. passing No. 200), Silty Soils.	Not reported	Max: Min:	Max: Min:
3	24 inches	29 inches	sandy loam	Silt-Clay Materials (more than 35 pct. passing No. 200), Silty Soils.	Not reported	Max: Min:	Max: Min:
4	29 inches	33 inches	weathered bedrock	Silt-Clay Materials (more than 35 pct. passing No. 200), Silty Soils.	Not reported	Max: Min:	Max: Min:

Soil Map ID: 4

Soil Component Name: CIENEBA

Soil Surface Texture: coarse sandy loam

Hydrologic Group: Class C - Slow infiltration rates. Soils with layers impeding downward movement of water, or soils with moderately fine or fine textures.

Soil Drainage Class: Somewhat excessively drained

Hydric Status: Not hydric

Corrosion Potential - Uncoated Steel: Moderate

Depth to Bedrock Min: > 0 inches

Depth to Watertable Min: > 0 inches

Soil Layer Information

	Boundary			Classification		Saturated hydraulic conductivity micro m/sec	Soil Reaction (pH)
Layer	Upper	Lower	Soil Texture Class	AASHTO Group	Unified Soil		
1	0 inches	9 inches	coarse sandy loam	Granular materials (35 pct. or less passing No. 200), Silty, or Clayey Gravel and Sand.	Not reported	Max: Min:	Max: Min:
2	9 inches	14 inches	weathered bedrock	Granular materials (35 pct. or less passing No. 200), Silty, or Clayey Gravel and Sand.	Not reported	Max: Min:	Max: Min:

Soil Map ID: 5

Soil Component Name: FALLBROOK

Soil Surface Texture: sandy loam

Hydrologic Group: Class B - Moderate infiltration rates. Deep and moderately deep, moderately well and well drained soils with moderately coarse textures.

Soil Drainage Class: Well drained

Hydric Status: Not hydric

Corrosion Potential - Uncoated Steel: Moderate

Depth to Bedrock Min: > 0 inches

Depth to Watertable Min: > 0 inches

Soil Layer Information							
	Boundary			Classification		Saturated hydraulic conductivity micro m/sec	Soil Reaction (pH)
Layer	Upper	Lower	Soil Texture Class	AASHTO Group	Unified Soil		
1	0 inches	5 inches	sandy loam	Silt-Clay Materials (more than 35 pct. passing No. 200), Silty Soils.	Not reported	Max: Min:	Max: Min:
2	5 inches	11 inches	loam	Silt-Clay Materials (more than 35 pct. passing No. 200), Silty Soils.	Not reported	Max: Min:	Max: Min:
3	11 inches	27 inches	sandy clay loam	Silt-Clay Materials (more than 35 pct. passing No. 200), Silty Soils.	Not reported	Max: Min:	Max: Min:
4	27 inches	46 inches	loam	Silt-Clay Materials (more than 35 pct. passing No. 200), Silty Soils.	Not reported	Max: Min:	Max: Min:
5	46 inches	51 inches	weathered bedrock	Silt-Clay Materials (more than 35 pct. passing No. 200), Silty Soils.	Not reported	Max: Min:	Max: Min:

Soil Map ID: 6

Soil Component Name: CIENEBA

Soil Surface Texture: coarse sandy loam

Hydrologic Group: Class C - Slow infiltration rates. Soils with layers impeding downward movement of water, or soils with moderately fine or fine textures.

Soil Drainage Class: Somewhat excessively drained

GEOCHECK® - PHYSICAL SETTING SOURCE SUMMARY

Hydric Status: Not hydric

Corrosion Potential - Uncoated Steel: Moderate

Depth to Bedrock Min: > 5 inches

Depth to Watertable Min: > 0 inches

Soil Layer Information							
	Boundary			Classification		Saturated hydraulic conductivity micro m/sec	Soil Reaction (pH)
Layer	Upper	Lower	Soil Texture Class	AASHTO Group	Unified Soil		
1	0 inches	7 inches	coarse sandy loam	Granular materials (35 pct. or less passing No. 200), Silty, or Clayey Gravel and Sand.	Not reported	Max: Min:	Max: Min:
2	7 inches	11 inches	weathered bedrock	Granular materials (35 pct. or less passing No. 200), Silty, or Clayey Gravel and Sand.	Not reported	Max: Min:	Max: Min:

LOCAL / REGIONAL WATER AGENCY RECORDS

EDR Local/Regional Water Agency records provide water well information to assist the environmental professional in assessing sources that may impact ground water flow direction, and in forming an opinion about the impact of contaminant migration on nearby drinking water wells.

WELL SEARCH DISTANCE INFORMATION

DATABASE	SEARCH DISTANCE (miles)
Federal USGS	1.000
Federal FRDS PWS	Nearest PWS within 1 mile
State Database	1.000

FEDERAL USGS WELL INFORMATION

MAP ID	WELL ID	LOCATION FROM TP
1	USGS40000130191	1/2 - 1 Mile SSW

GEOCHECK® - PHYSICAL SETTING SOURCE SUMMARY

FEDERAL FRDS PUBLIC WATER SUPPLY SYSTEM INFORMATION

MAP ID	WELL ID	LOCATION FROM TP

No PWS System Found

Note: PWS System location is not always the same as well location.

STATE DATABASE WELL INFORMATION

MAP ID	WELL ID	LOCATION FROM TP

No Wells Found

PHYSICAL SETTING SOURCE MAP - 7050007.2s

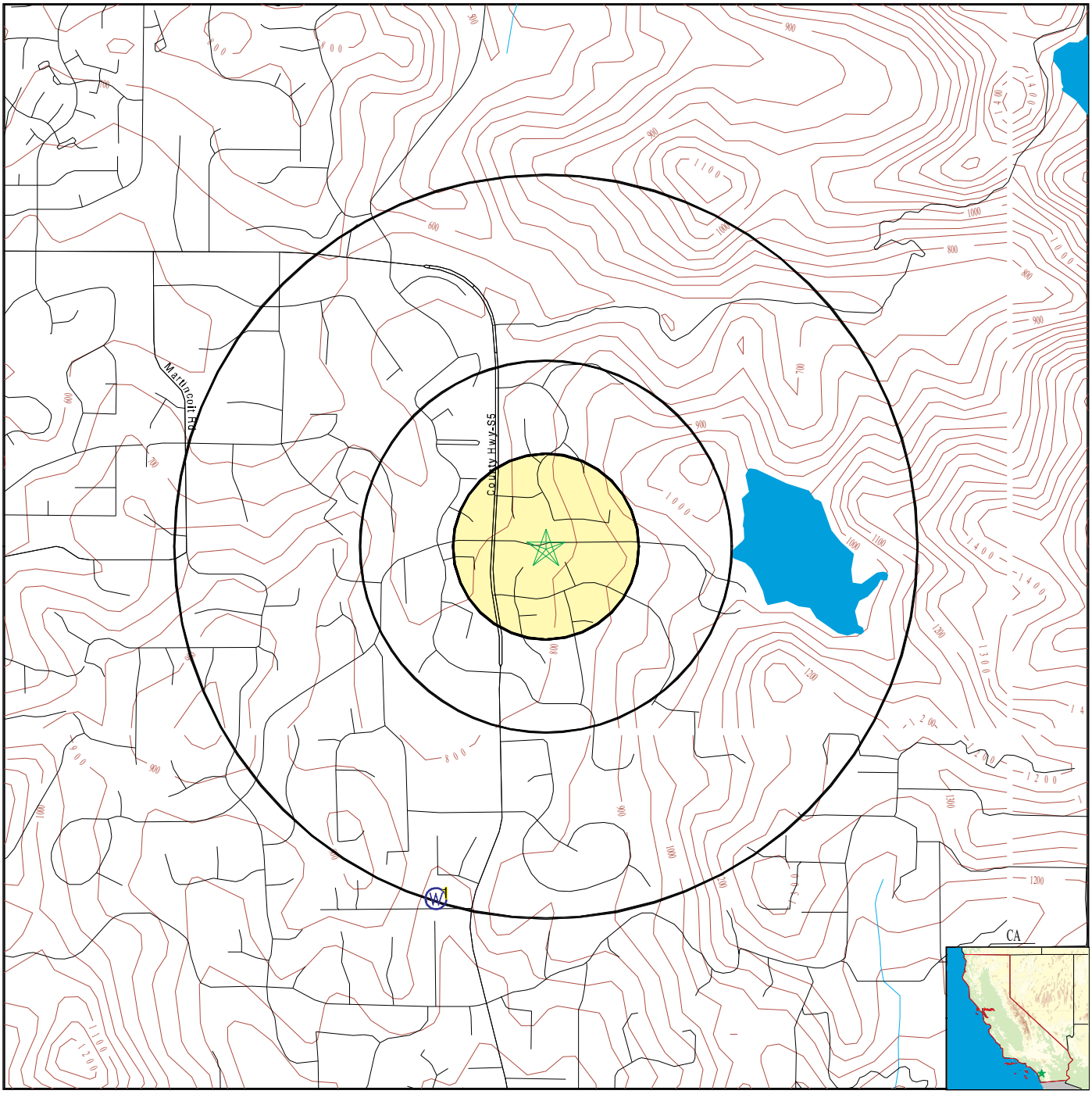

0 1/4 1/2 1 Miles

- County Boundary
- Major Roads
- Contour Lines
- Earthquake Fault Lines
- Earthquake epicenter, Richter 5 or greater
- Water Wells
- Public Water Supply Wells
- Cluster of Multiple Icons
- Groundwater Flow Direction
- Indeterminate Groundwater Flow at Location
- Groundwater Flow Varies at Location
- Closest Hydrogeological Data
- Oil, gas or related wells

SITE NAME:	Pump Station	CLIENT:	Ninyo & Moore
ADDRESS:	Not Reported POWAY CA 92064	CONTACT:	Nicholas Marinello
LAT/LONG:	33.007125 / 117.021604	INQUIRY #:	7050007.2s
		DATE:	July 12, 2022 12:35 pm

Copyright © 2022 EDR, Inc. © 2015 TomTom Rel. 2015.

GEOCHECK® - PHYSICAL SETTING SOURCE MAP FINDINGS

Map ID
Direction
Distance
Elevation | Database | EDR ID Number

1
SSW
1/2 - 1 Mile
Lower | **FED USGS** | **USGS40000130191**

Organization ID:	USGS-CA		
Organization Name:	USGS California Water Science Center		
Monitor Location:	013S001W31P001S	Type:	Well
Description:	Not Reported	HUC:	18070304
Drainage Area:	Not Reported	Drainage Area Units:	Not Reported
Contrib Drainage Area:	Not Reported	Contrib Drainage Area Unts:	Not Reported
Aquifer:	Other aquifers	Formation Type:	Not Reported
Aquifer Type:	Not Reported	Construction Date:	Not Reported
Well Depth:	57	Well Depth Units:	ft
Well Hole Depth:	Not Reported	Well Hole Depth Units:	Not Reported

Ground water levels,Number of Measurements:	1	Level reading date:	1969-09-01
Feet below surface:	19.00	Feet to sea level:	Not Reported
Note:	Not Reported		

GEOCHECK® - PHYSICAL SETTING SOURCE MAP FINDINGS
RADON

AREA RADON INFORMATION

State Database: CA Radon

Radon Test Results

Zipcode	Num Tests	> 4 pCi/L
92064	55	5

Federal EPA Radon Zone for SAN DIEGO County: 3

Note: Zone 1 indoor average level > 4 pCi/L.
: Zone 2 indoor average level >= 2 pCi/L and <= 4 pCi/L.
: Zone 3 indoor average level < 2 pCi/L.

Federal Area Radon Information for Zip Code: 92064

Number of sites tested: 2

Area	Average Activity	% <4 pCi/L	% 4-20 pCi/L	% >20 pCi/L
Living Area - 1st Floor	1.350 pCi/L	100%	0%	0%
Living Area - 2nd Floor	Not Reported	Not Reported	Not Reported	Not Reported
Basement	Not Reported	Not Reported	Not Reported	Not Reported

PHYSICAL SETTING SOURCE RECORDS SEARCHED

TOPOGRAPHIC INFORMATION

USGS 7.5' Digital Elevation Model (DEM)
Source: United States Geologic Survey
EDR acquired the USGS 7.5' Digital Elevation Model in 2002 and updated it in 2006. The 7.5 minute DEM corresponds to the USGS 1:24,000- and 1:25,000-scale topographic quadrangle maps. The DEM provides elevation data with consistent elevation units and projection.

Current USGS 7.5 Minute Topographic Map
Source: U.S. Geological Survey

HYDROLOGIC INFORMATION

Flood Zone Data: This data was obtained from the Federal Emergency Management Agency (FEMA). It depicts 100-year and 500-year flood zones as defined by FEMA. It includes the National Flood Hazard Layer (NFHL) which incorporates Flood Insurance Rate Map (FIRM) data and Q3 data from FEMA in areas not covered by NFHL.
Source: FEMA
Telephone: 877-336-2627
Date of Government Version: 2003, 2015

NWI: National Wetlands Inventory. This data, available in select counties across the country, was obtained by EDR in 2002, 2005 and 2010 from the U.S. Fish and Wildlife Service.

State Wetlands Data: Wetland Inventory
Source: Department of Fish and Wildlife
Telephone: 916-445-0411

HYDROGEOLOGIC INFORMATION

AQUIFLOW^{R} Information System
Source: EDR proprietary database of groundwater flow information
EDR has developed the AQUIFLOW Information System (AIS) to provide data on the general direction of groundwater flow at specific points. EDR has reviewed reports submitted to regulatory authorities at select sites and has extracted the date of the report, hydrogeologically determined groundwater flow direction and depth to water table information.

GEOLOGIC INFORMATION

Geologic Age and Rock Stratigraphic Unit
Source: P.G. Schruben, R.E. Arndt and W.J. Bawiec, Geology of the Conterminous U.S. at 1:2,500,000 Scale - A digital representation of the 1974 P.B. King and H.M. Beikman Map, USGS Digital Data Series DDS - 11 (1994).

STATSGO: State Soil Geographic Database
Source: Department of Agriculture, Natural Resources Conservation Service (NRCS)
The U.S. Department of Agriculture's (USDA) Natural Resources Conservation Service (NRCS) leads the national Conservation Soil Survey (NCSS) and is responsible for collecting, storing, maintaining and distributing soil survey information for privately owned lands in the United States. A soil map in a soil survey is a representation of soil patterns in a landscape. Soil maps for STATSGO are compiled by generalizing more detailed (SSURGO) soil survey maps.

SSURGO: Soil Survey Geographic Database
Source: Department of Agriculture, Natural Resources Conservation Service (NRCS)
Telephone: 800-672-5559
SSURGO is the most detailed level of mapping done by the Natural Resources Conservation Service, mapping scales generally range from 1:12,000 to 1:63,360. Field mapping methods using national standards are used to construct the soil maps in the Soil Survey Geographic (SSURGO) database. SSURGO digitizing duplicates the original soil survey maps. This level of mapping is designed for use by landowners, townships and county natural resource planning and management.

PHYSICAL SETTING SOURCE RECORDS SEARCHED

LOCAL / REGIONAL WATER AGENCY RECORDS

FEDERAL WATER WELLS

PWS: Public Water Systems
Source: EPA/Office of Drinking Water
Telephone: 202-564-3750
Public Water System data from the Federal Reporting Data System. A PWS is any water system which provides water to at least 25 people for at least 60 days annually. PWSs provide water from wells, rivers and other sources.

PWS ENF: Public Water Systems Violation and Enforcement Data
Source: EPA/Office of Drinking Water
Telephone: 202-564-3750
Violation and Enforcement data for Public Water Systems from the Safe Drinking Water Information System (SDWIS) after August 1995. Prior to August 1995, the data came from the Federal Reporting Data System (FRDS).

USGS Water Wells: USGS National Water Inventory System (NWIS)
This database contains descriptive information on sites where the USGS collects or has collected data on surface water and/or groundwater. The groundwater data includes information on wells, springs, and other sources of groundwater.

OTHER STATE DATABASE INFORMATION

Groundwater Ambient Monitoring & Assessment Program
State Water Resources Control Board
Telephone: 916-341-5577
The GAMA Program is Californias comprehensive groundwater quality monitoring program. GAMA collects data by testing the untreated, raw water in different types of wells for naturally-occurring and man-made chemicals. The GAMA data includes Domestic, Monitoring and Municipal well types from the following sources, Department of Water Resources, Department of Heath Services, EDF, Agricultural Lands, Lawrence Livermore National Laboratory, Department of Pesticide Regulation, United States Geological Survey, Groundwater Ambient Monitoring and Assessment Program and Local Groundwater Projects.

Water Well Database
Source: Department of Water Resources
Telephone: 916-651-9648

California Drinking Water Quality Database
Source: Department of Public Health
Telephone: 916-324-2319
The database includes all drinking water compliance and special studies monitoring for the state of California since 1984. It consists of over 3,200,000 individual analyses along with well and water system information.

California Oil and Gas Well Locations
Source: Dept of Conservation, Geologic Energy Management Division
Telephone: 916-323-1779
Oil and Gas well locations in the state.

California Earthquake Fault Lines
Source: California Division of Mines and Geology
The fault lines displayed on EDR's Topographic map are digitized quaternary fault lines prepared in 1975 by the United State Geological Survey. Additional information (also from 1975) regarding activity at specific fault lines comes from California's Preliminary Fault Activity Map prepared by the California Division of Mines and Geology.

RADON

State Database: CA Radon
Source: Department of Public Health
Telephone: 916-210-8558
Radon Database for California

PHYSICAL SETTING SOURCE RECORDS SEARCHED

Area Radon Information
Source: USGS
Telephone: 703-356-4020
The National Radon Database has been developed by the U.S. Environmental Protection Agency (USEPA) and is a compilation of the EPA/State Residential Radon Survey and the National Residential Radon Survey. The study covers the years 1986 - 1992. Where necessary data has been supplemented by information collected at private sources such as universities and research institutions.

EPA Radon Zones
Source: EPA
Telephone: 703-356-4020
Sections 307 & 309 of IRAA directed EPA to list and identify areas of U.S. with the potential for elevated indoor radon levels.

OTHER

Airport Landing Facilities: Private and public use landing facilities
Source: Federal Aviation Administration, 800-457-6656

Epicenters: World earthquake epicenters, Richter 5 or greater
Source: Department of Commerce, National Oceanic and Atmospheric Administration

California Earthquake Fault Lines: The fault lines displayed on EDR's Topographic map are digitized quaternary fault lines, prepared in 1975 by the United State Geological Survey. Additional information (also from 1975) regarding activity at specific fault lines comes from California's Preliminary Fault Activity Map prepared by the California Division of Mines and Geology.

STREET AND ADDRESS INFORMATION

Â© 2015 TomTom North America, Inc. All rights reserved. This material is proprietary and the subject of copyright protection and other intellectual property rights owned by or licensed to Tele Atlas North America, Inc. The use of this material is subject to the terms of a license agreement. You will be held liable for any unauthorized copying or disclosure of this material.

APPENDIX D

Regulatory Documentation

Gabriel Haro

From: RB9_Records, WB@Waterboards <rb9_records@waterboards.ca.gov>
Sent: Thursday, July 14, 2022 10:41 AM
To: Gabriel Haro
Subject: RE: RWQCB Records - APN 278-437-72-00

Dear Gabriel,

The San Diego Water Board received your Public Records Act request. I searched the following databases: the Board's Electronic Content Management (ECM) filing system and its application tools, California Integrated Water Quality System (CIWQS), Stormwater Multiple Application and Report Tracking System (SMARTS), and GeoTracker. Based on the information you provided, my search did not return any records related to your request. To help narrow my search, please provide any additional information you may have about the request (e.g., alternative addresses or whether this site is associated with industrial / construction / municipal stormwater, wastewater, groundwater cleanup activities, or other). If I do not hear back from within 10 calendar days, I will consider this request completed.

Thank you,

Abigail Pashina
Office Technician
San Diego Regional Water Quality Control Board
2375 Northside Drive, Suite 100, San Diego, CA 92108
619-521-3379 | Abigail.pashina@waterboards.ca.gov

From: Gabriel Haro <gharo@ninyoandmoore.com>
Sent: Thursday, July 14, 2022 10:10 AM
To: RB9_Records, WB@Waterboards <rb9_records@waterboards.ca.gov>
Subject: RWQCB Records - APN 278-437-72-00

EXTERNAL:

Hello,

Please see attached request.

Thank you,

Gabriel Haro
Staff Geologist
Ninyo & Moore | Geotechnical & Environmental Sciences Consultants
5710 Ruffin Road | San Diego, CA 92123
858.576.1000 (**x11271**) | 858.752.4729 (Cell)
35+ Years of Quality Service | ninyoandmoore.com

Gabriel Haro

From: LUEG, APCDPermits <apcdpermits@sdapcd.org>
Sent: Thursday, July 14, 2022 1:35 PM
To: Gabriel Haro
Subject: RE: Public Records Request Form Submission - Lot On Espola Rd (APN 278-437-72-00)
Attachments: Complaint Insp_APCD2022-CMP-0033_01.13.22_Redacted.pdf; APCD2022-CMP-0033-Inspector Assignment Notification_Redacted.pdf

Hello Gabriel,

Thanks for your inquiry. A search of APCD records yielded no records for the lot on Espola Rd represented by the APN 278-437-72-00. There is a complaint found for a general area on Espola Rd, and it is attached as a courtesy. There are some businesses with specific addresses on Espola Rd, but information for these were not included, because they are for specific addresses on Espola Rd. The other records we have are not on a lot - without an address, as requested for this particular APN 278-437-72-00. But if we can assist you further, please reach out to us again with another request and we will be happy to help.

Please note *: Documents or portions of documents that would reveal the identity of an informer have been withheld pursuant to California Code, Government Code - GOV § 6254(k) and California Code, Evidence Code - EVID § 1041.
The determination not to provide certain documents or portions thereof were made by SDAPCD Counsel.
If you have any questions, then please do not hesitate to contact Public Records at (858) 586-2600.

Thank you,

Jitka Parez
San Diego County Air Pollution Control District
10124 Old Grove Rd, San Diego CA 92131
Office: 858-586-2822 | Email: Jitka.Parez@sdapcd.org
www.sdapcd.org

From: noreply@sdapcd.org <noreply@sdapcd.org>
Sent: Thursday, July 14, 2022 10:12 AM
To: noreply@sdapcd.org; gharo@ninyoandmoore.com
Subject: Public Records Request Form Submission

You've received a new form based mail from https://www.sdapcd.org/content/sdapcd/about/public-records-request.html

Submitted Data:

NAME*
Gabriel Haro

DATE

2022-07-14
2022-07-14

COMPANY
Ninyo & Moore

MAILING ADDRESS
5710 Ruffin Road

CITY
San Diego

STATE
CA

ZIP CODE
92123

PHONE NUMBER*
8585761000

FAX NUMBER

EMAIL ADDRESS*
gharo@ninyoandmoore.com

Requested Records*
Notices to Comply (NTC)
Notices of Violation (NOV)
Permits to Operate (PTO)
Site Inspection Reports

Other (describe)

TIME PERIOD OF DOCUMENTS REQUESTED FROM:
1950-01-01

TIME PERIOD OF DOCUMENTS REQUESTED TO:
2022-07-14

Equipment Location Address (N/A if unknown)*
Site APN: 278-437-72-00

Owner Mailing Address

Billing Address

SITE I.D. NO. (if known)

APP and/or Permit NO. (if known)

I request that the SDAPCD contact me prior to copying the requested records if the cost exceeds $20.00.

I would like copies of the requested records.

I hereby agree to reimburse the SDAPCD for the direct cost of duplication and any other applicable charges.

SIGNATURE OF REQUESTOR*
Gabriel Haro

DATE*
2022-07-14
2022-07-14

Gabriel Haro

From: Bilog, Gemma <Gemma.Bilog@sdcounty.ca.gov>
Sent: Friday, July 15, 2022 8:29 AM
To: Gabriel Haro
Subject: RE: AWM Records - APN 278-437-72-00
Attachments: SD County AWM Records Request.pdf; ATT74199.bin

Dear Mr. Haro,
In response to your request for public records the County of San Diego, Department of Agriculture, Weights and Measures has no records pertaining to APN: 278-437-72-00 located in Poway, CA 92064.

Thank you,

Gemma Bilog

Gemma Bilog | County of San Diego | Department of Agriculture, Weights and Measures | Supervising Office Assistant
9325 Hazard Way, Suite 100 | San Diego 92123-1217 | ☎Office 858-614-7742 | Gemma.Bilog@sdcounty.ca.gov

Help us make sure our customers have a positive experience. Please take 60 seconds to provide us with your feedback.

From: Gabriel Haro <gharo@ninyoandmoore.com>
Sent: Thursday, July 14, 2022 10:08 AM
To: AWM Web Email <WEB6.AWM@sdcounty.ca.gov>
Subject: [External] AWM Records - APN 278-437-72-00

Hello,

Please see attached request.

Thank you,

Gabriel Haro
Staff Geologist
Ninyo & Moore | Geotechnical & Environmental Sciences Consultants
5710 Ruffin Road | San Diego, CA 92123
858.576.1000 (**x11271**) | 858.752.4729 (Cell)
35+ Years of Quality Service | ninyoandmoore.com

Permit #: 105397
State ID: 37-000-105397

Operating Permit Issued on: 05/24/2013
Operating Permit Expires on: 05/23/2018
Reference Number: 1199

San Diego County

Department of Environmental Health

UNDERGROUND STORAGE TANK OPERATING PERMIT

UST Facility Name: PUBLIC WORKS DEPT CITY POWAY
Site Address: 14415 LAKE POWAY RD, POWAY, 92064-
Tank Owner's Name: TONY BOWERS
Tank Operator's Name PUBLIC WORKS DEPT CITY POWAY

See reverse side for permit conditions and requirements.

	Tank#	Capacity (gallons)	Tank Use	Piping Construction	Contents	Monitoring Alternative
1	19448	6000	Motor Vehicle Fuel	DOUBLE WALL	REGULAR UNLEADED	DW TANK, DW PRESSURIZED PIPE W/ DRY TANK ANNULAR; POSITIVE SHUT-OFF & FAILSAFE, 3.0 LLD; UDC W/ POSITIVE SHUT-OFF
2	19449	4000	Motor Vehicle Fuel	DOUBLE WALL	DIESEL	DW TANK, DW PRESSURIZED PIPE W/ DRY TANK ANNULAR; POSITIVE SHUT-OFF & FAILSAFE, 3.0 LLD; UDC W/ POSITIVE SHUT-OFF

Total Number of Operating Permitted Tanks: 2

COPY

OPERATING CONDITIONS AND REQUIREMENTS
FOR THE PERMIT TO OPERATE UNDERGROUND STORAGE TANKS

This permit is valid for 5 years pursuant to the California Health & Safety Code, Chapter 6.7, Section 25285 with an annual renewal fee per San Diego County Code, Title 6, Division 8, Chapter 9, Certified Unified Program Agency. Failure to comply with the following operating conditions, 1998 U.S.T. Upgrading Requirements, and requirements for this permit to operate may cause the HMD to revoke, or modify this permit pursuant to Section 25283.1 of the California Health & Safety Code. **NOTE: The owner and operator are subject to all applicable requirements of Chapters 6.7 and 6.75 of the California Health and Safety Code, and CCR Title 23 Division 3, Chapters 16 and 18.**

The Underground Storage Tank Facility Owner/Operator shall provide and maintain the following:

1. Obtain appropriate permits from the Department of Environmental Health (DEH). Permits are required to install, operate, close, upgrade or repair an underground storage tank system including associated piping.

2. A copy of this permit and all conditions and attachments, including a copy of the "Operating Permit Application – **Facility Information**" and the "Operating Permit Application – **Tank Information**", must be kept at the underground storage tank location at all times. This permit must be renewed prior to the expiration date.

3. The permittee shall ensure that both the owner and the operator of the tank are provided with a copy of this permit. If the permittee is not the operator of the tank, then the permittee must:
   a. Enter into a written agreement with the operator of the tank to monitor the tank system as set forth in this permit;
   b. Provide the operator with a copy or summary of Section 25299 (attached); and
   c. Notify the DEH of any change of operator.

4. Allow the DEH to inspect the facility, equipment, device or records pursuant to Section 68.903 of the San Diego County Code and HSC Chapter 6.7, Section 25289.

5. Monitor the underground storage tank using a monitoring method specified on the permit application. Monitoring, maintenance and testing records shall be kept on site for at least 3 years, 6 1/2 years for cathodic protection maintenance records, and 5 years for written performance claims pertaining to release detection systems, and calibration and maintenance records for such systems. Records of repairs, lining, and upgrades shall be maintained on site or at another approved location for the remaining life of the underground storage tank. These records shall be kept on site and made available upon request to the DEH or the State Water Board. Monitoring records shall include:
   a. The date and time of all monitoring or sampling;
   b. Monitoring equipment calibration and maintenance records;
   c. The results of any visual observations;
   d. The results of all sample analysis performed in the laboratory or in the field, including laboratory data sheets and analysis used;
   e. The logs of all readings of gauges or other monitoring equipment, ground water elevations, or other test results; and
   f. The results of any inventory readings and daily inventory reconciliation.

6. A copy of the Designated Operator monthly inspection record with all attachments for the previous 12 months and a list of facility employees who have been trained by the designated operator (including dates of training and dates of hire) shall be kept on site.

7. A copy of the written approved "Underground Storage Tank Monitoring Plan" (referenced in Jan. 17, 2008 Title 23, Section 2632 (d)(1)), emergency response plan, and plot plan shall be kept on site.

8. Maintain all equipment, devices and instruments in good repair. All monitoring and leak detection equipment shall be installed, calibrated, operated, and maintained in accordance with manufacturer's instructions, including routine maintenance and service checks (at least once per calendar year) for operating or running condition. All primary containment shall be product-tight.

9. Owners and operators shall use care to prevent releases due to spilling or overfilling. Before product is delivered, owners, operators, or their agents shall ensure that the space available in the tank is greater than the volume of product to be transferred to the tank and shall ensure that the transfer operation is monitored constantly to prevent overfilling and spilling. In addition, you must report and record all unauthorized releases (leaks) to the DEH within 24 hours [(Phone Number (858) 505-6880].

10. Report and record all failed integrity tests or inconclusive SIR results to the DEH within 24 hours [Phone Number (858) 505-6880].

11. Submit a copy of all monitoring certification, spill bucket, integrity and secondary containment test results to the DEH within 30 days after the completion of the test. Submit a copy of enhanced leak detection results to the DEH within 60 days after the completion of the test.

12. Notify the DEH in writing within 30 days of a change in ownership, operator, monitoring procedure, equipment or tank usage.

13. Maintain adequate Pollution Liability Insurance (Financial Responsibility) pursuant to Article 3, Chapter 6.75 of the California Health & Safety Code.

14. Additional requirements may be imposed on the tank owner/operator for the permit to operate should the State Water Resources Control Board (SWRCB) adopt new sections or amend the California Health & Safety Code or the California Code of Regulations, Title 23.

TWIN Peaks, LESBIA

RECEIVED

JUL 08 1983

OFFICE USE ONLY: 1-Upda 2-Ac

H05397 05/31/83
POWAY MAINTENANCE DEPT
14415 LAKE POWAY RD
POWAY CA 92064

HAZARDOUS MATERIALS MANAGEMENT PERMIT APPLICATION

If information at left is correct, skip to Item #A3.

If corrections are necessary, complete #A1 and #A2.

SECTION A

A1. ESTABLISHMENT NAME: CITY OF POWAY PUBLIC SERVICES (7–36)

A2. MAILING ADDRESS
STREET NUMBER (37–44) | STREET DIRECTION (N,S,E,W,NE,SW,ETC.) (45–46) | STREET NAME OR P.O. BOX NUMBER (47–66): P O BOX 785
CITY (67–81): POWAY | STATE (82–83): CA | ZIP CODE (84–88): 92064 | BLDG/PLANT NO (93–96)

A3. ESTABLISHMENT PHONE (97–103): 748 6600

A4. CONTACT PERSON (104–123): LESTER BERGLUND

A5. ESTABLISHMENT ADDRESS (IF DIFFERENT FROM MAILING ADDRESS)
STREET NUMBER (7–14): 14415 | STREET DIRECTION (N,S,E,W,NE,SW,ETC.) (15–16) | STREET NAME (17–36): LAKE POWAY RD
CITY (37–51): POWAY | STATE (52–53): CA | ZIP CODE (54–58): 92064 | BLDG/PLANT NO (63–66)

A6. OWNER NAME (67–86): CITY OF POWAY

A7. OWNER PHONE (87–96): 748 6600

A8. NAME OF PREVIOUS OWNER (97–116): POWAY MUNI WTR DIST

A9. DATE YOU STARTED OR ASSUMED BUSINESS (117–122): MO 12 DAY 01 YR 80

A10. REASON FOR APPLICATION (7): 1 = New, 2 = Re-Open, 3 = Change of Owner — 1

A11. TOTAL NUMBER OF EMPLOYEES (8–11): 14

A12. DO YOU HAVE PERMITS FOR ANY OF THE FOLLOWING:

	YES	NO
AIR POLLUTION CONTROL DISTRICT	X	
SEWER DISTRICT (FOR INDUSTRIAL WASTES)		X
HAZARDOUS WASTE FACILITY		X
HAZARDOUS WASTE HAULER REGISTRATION		X
REGIONAL WATER QUALITY CONTROL BOARD		X

FOR OFFICE USE ONLY (12–16, 17–22, 23–34, 35–38, 39)

SEE REVERSE SIDE

OFFICE USE ONLY

SIC 1 (52–55) | SIC 2 (56–59) | CENSUS TRACT (60–74): 170051.14 | INC CODE (75–77): 650 | BUSINESS CODE (78–83): 9999 | ANNUAL FEE | EXPIRATION DATE MO DAY (84–87): 0628

STATUS (88): A | FIRE (89–90) | WATER (91–92) | SEWER (93–94) | (95)

DHS:HMD-950 (12/82)

County of San Diego
Department of Health Services

You must complete Section B BEFORE answering question A13.

A13. Check one statement below.

A. [X] This business or service does generate hazardous waste. I have completed and attached Section B. The appropriate annual permit fee (from Section B) is.....$ 75.00
I consent to all necessary inspections allowed by law and incidental to the issuance of this permit and the operation of this business.

B. [ ] After completing Section B, I have determined that this business or service does not generate hazardous wastes. I have completed and attached Section B.

You must complete Section C BEFORE answering question A14.

A14. Check one statement below.

A. [X] This business or service does handle hazardous materials subject to the disclosure requirements. The required fee is $175.00. Please enter this amount here ----------> $ 175.00

B. [ ] After completing Section C, I have determined that this business of services does not handle hazardous materials subject to the disclosure requirements. I have completed and attached Section C.

A15. Add fees from #A13 and #A14 and enter total here.....$ 250.00

I declare under penalty of perjury that to the best of my knowledge and belief the statements made herein are correct and true.

Signature Peter Berglund Title Public Services Operations Manager Date 6/13/83 Phone 619-748-6600

If your business or service either uses hazardous materials subject to disclosure or generates hazardous waste, a San Diego County Hazardous Materials Management Permit is required and the appropriate fee (See #A15) is to be submitted with this application. Please make check or money order payable to "County of San Diego".

NOTE: If you do not use hazardous materials or generate hazardous waste, you are still required to return this form (without a fee).

PLEASE USE THE ENCLOSED PRE-ADDRESSED RETURN ENVELOPE.

CLERICAL WORK SHEET

H05397/NT0502

DATE	COMMENTS	INITIALS
9/23/86	PLANS DISAPPROVED - TANK ADVISED	MOV
10/6/86	RECEIVED REVISED PLANS	MOV
12/10/86	PLANS APPROVED INSPECT 2 TANKS	MOV
3-3-87	Tanks Set w/out inspection - city called and we agreed to have them verify holiday tests & set.	
3/16/87	Tank set & pressure test witnessed & approved by T. Gallagher	MPR
1/17/95	Plans for this site are under "old plans" in the UST section of EHS by E. Gelinas desk.	

C1506 Received by MJB 4/2/87

HAZARDOUS MATERIALS MANAGEMENT UNIT
UNDERGROUND STORAGE TANK INSTALLATION REPORT

EST. #
P.C. # NT502

16 MAR 87

TANKS TO BE INSTALLED TWO
SITE NAME CITY OF POWAY PHONE 748 1050
ADDRESS 14455 LAKE POWAY RD ZIP 92064
CONTRACTOR LANDEX CONST CORP PHONE 688 4521

[X] YES FIRE AGENCY [ ] NO
FIRE AGENCY PERMIT # V-67
JURISDICTION CITY OF POWAY
PHONE

TANK SET (1st Inspection) By H.S. Allen Date P.C.N. 11-4-86

	Tank 1	Tank 2	Tank 3	Tank 4	Tank 5
1. Tank ID #	10000 -PLASTEEL	6000			
2. UL #					
3. Capacity (Gallons)					
4. Material to be Stored	UNLEAD	DIESEL			
5. Type of Native Soil	SAND	SAND			
6. Depth of Excavation	11'8"	11'8"			
7. Anchoring (High Groundwater)	NO	NO			
8. Pressure Test (F.Glass @ 5pSIG) (Y/N)	YES	YES			
9. Back Fill Material	GRAVEL	GRAVEL			
10. Installation Matches Drawings? (Check Setbacks) (Y/N)	PER PLANS	PER PLANS			
11. Holiday Tested? (Plasteel)(Y/N)	YES*	YES*			
12. Pea Gravel Hand Tamped? (Y/N)	YES*	YES*			
13. Cathode Protection? (Y/N)	NO	NO			
14. Reinspection Required? (Y/N)	~~NO~~	NO			
15. Tank Set Approved? (Y/N)	YES	YES			

H.S. Allen

PRESSURE TEST (2nd Inspection) By Tom Gallagher Date MAR 16 87

A. Product Bearing Lines @ 75pSIG (From/To)	215	7116			
B. Vent, Vapor, Suction, Remote Fills, Gravity Lines @ 5pSIG (From/To)	5pSIG	934			
	20 in	1597			
C. Primary System Tank & Pipes @ 5pSIG (From/To)	5960	39			
D. Secondary Containment @ 5pSIG (From/To)	10000	1138			
	10000				
E. Ball Float Valves on Vent and Vapor Return (Y/N)	Y	Y			
F. Level Sensing Device Installed?	N	N			
G. All Metal Piping Wrapped or Cathodically Protected? (Y/N)	WRAPPED				
H. Re-Inspection Required? (Y/N)	Y	Y			
I. PRESSURE TEST APPROVED?	Y	Y			

FINAL INSPECTION By Date

I. Monitoring System Per Approved Plans? (Y/N)					
II. Lockable or Secured Monitoring Port Cover? (Y/N)					
III. Monitoring System Test (Pass/Fail)					
IV. Acceptable Recordkeeping					
V. Reinspection Required?					
VI. FINAL INSPECTION APPROVED?					

REMARKS:
TANKS WERE HOLIDAY TESTED & SET UNDER GRAVEL UNDER THE SUPERVISION OF A LICENSED ENGR. HIRED BY THE CITY OF POWAY.

SITE SKETCH

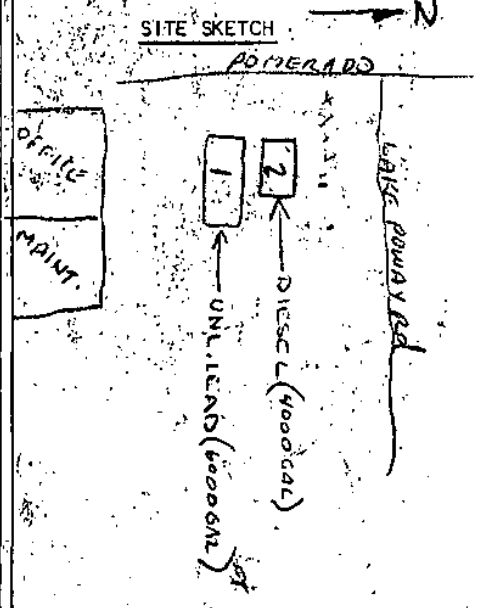

SEE REVERSE FOR IMPORTANT INFORMATION

DHS:HM-9009 (11/86)

County of San Diego
Department of Health Services
HMMU - 1700 Pacific Highway
San Diego, CA 92101-2489
(619) 236-2222

COUNTY OF SAN DIEGO
DEPARTMENT OF HEALTH SERVICES
HAZARDOUS MATERIALS MANAGEMENT UNIT (HMMU)

UNDERGROUND STORAGE TANK INSTALLATIONS

* San Diego County Code requires permits be applied for any work done to underground tank(s) which store or have stored hazardous substances. Title 6, Division 8, Chapter 10, Section 68.1005.

* A permit to install underground storage tank(s) shall be obtained from the designated fire agency, before applying for a county hazardous materials permit. Installation guidelines are as follows:

1. Permit, site drawings (to scale) and this job card **MUST BE ON SITE AT ALL TIMES** for the duration of tank work.

2. After securing all necessary permits, **CALL 236-2222**, at least **48 HOURS IN ADVANCE**, to schedule appropriate inspections as required. (Installer is responsible for notifying fire department, APCD, or any other agency inspecting installations.) To cancel scheduled inspections call no later than 8:30 a.m. of day of inspection.

3. All required testing by HMMU shall be performed in the presence of hazardous materials staff.

4. Maximum range of test pressure gauges shall not exceed 3 times the system's expected test pressure.

5. Issuance of a permit to install new tanks at a site where unauthorized release mitigation is pending, does not imply that compliance with requirements of this department or any regulatory agency have been fulfilled.

6. **Site safety is the responsibility of site operator and installer.**

7. This job card is the property of HMMU and as such **shall be surrendered** to HMMU staff upon request.

8. Failure to comply with any of the above or failure to install tanks in accordance with site drawing, application, fire code, building code, or County of San Diego HMMU policy may prevent approval of the work under inspection. In such cases, a reinspection notice shall be issued by HMMU staff and **a reinspection fee shall be submitted.** In addition there may be civil or criminal actions filed, as prescribed by Law.

DHS:HM-9009 (11/86)

CHECK APPROPRIATE BOX:

☐ MINUTES OF MEETING

☒ TELEPHONE CONVERSATION

DATE 3-3-87 TIME 3:35 LOCATION office

ATTENDEES/AGENCIES REPRESENTED* _____

PHONE NO. ( ) 748-6600 X373

☒ PERSON CALLING/(CALLED) Mr. Harry Allen, engineer

☒ AGENCY REPRESENTED City of Poway

CONVERSATION*/MINUTES The contractor failed to schedule inspection of holiday tests and setting of 2 floor tanks. The city engineer for the project, Mr. Allen, will certify in a letter that the holiday tests have been done and the tanks set properly. He will also inform the contractor to schedule further inspections of this installation.

NAME Larry Oberti SIGNED [signature]

AGENCY - S.D. COUNTY DEPARTMENT OF HEALTH SERVICES; DIVISION OF ENVIRONMENTAL HEALTH

* A sign-in sheet should be passed around at the beginning of the meeting, allowing all representatives to sign their name, list the agency they are representing, and telephone number.

* Brief summary of subject, agreements, directions, and/or instructions and anything else pertinent. Use extra sheets as necessary.

PLAN CHECK #M70502

12/10/86

COUNTY OF SAN DIEGO

DEPARTMENT OF HEALTH SERVICES
HAZARDOUS MATERIALS MANAGEMENT UNIT

PLAN CHECK CORRECTIONS AND COMMENTS FOR UNDERGROUND STORAGE TANK FACILITY

SITE NAME: CITY of POWAY

SITE ADDRESS: 14455 LAKE POWAY RD POWAY 92064

DESCRIPTION OF PROPOSED ACTION: INSTALL TWO 5000 DOUBLE WALL PLASTEEL TANKS

PLANS REVIEWED AND APPROVED

PERMIT ISSUED

MIKE KORNATZ

236-2222

INSPECTIONS: CONTACT THE DEPT. OF HEALTH SERVICES AT 236-2222 AT LEAST TWO WORKING DAYS BEFORE STARTING CONSTRUCTION TO SCHEDULE THE FIRST REQUIRED FIELD INSPECTION.

PLAN CHECK # NT0502

9/24/86

COUNTY OF SAN DIEGO

DEPARTMENT OF HEALTH SERVICES
HAZARDOUS MATERIALS MANAGEMENT UNIT

PLAN CHECK CORRECTIONS AND COMMENTS FOR UNDERGROUND STORAGE TANK FACILITY

SITE NAME: CITY OF POWAY

SITE ADDRESS: 14415 LAKE POWAY RD POWAY 92064

DESCRIPTION OF PROPOSED ACTION: INSTALL TWO 3000R DOUBLE WALL PLASTEEL TANKS

BEFORE A PERMIT TO CONSTRUCT IS ISSUED, THE FOLLOWING MUST BE CORRECTED:

1- PROVIDE PRIMARY CONTRACTOR INFORMATION

2- PROVIDE AIR POLLUTION CONTROL DISTRICT PERMIT APPLICATION FOR THE UNLEADED GASOLINE TANK

3- SINCE THE PRODUCT LINE IS PRESSURIZED AND SINGLE-WALLED PIPING, YOU MUST EITHER PROVIDE A LINE LEAK DETECTOR ON THESE PRODUCT LINES THAT CAN DETECT A LEAK OF .05 GPH OR THE LINES MUST BE PRECISION TESTED ANNUALLY. IN ADDITION, DAILY INVENTORY RECONCILIATION IS REQUIRED BECAUSE OF THE SINGLE-WALL PIPING. IF YOU PROPOSE TO USE THIS METHOD, SUBMIT A STATEMENT FROM THE OWNER/OPERATOR THAT THE LINES WILL BE TESTED ANNUALLY AND DAILY INVENTORY RECONCILIATION WILL BE PROVIDED. ANOTHER METHOD IS TO DOUBLE-CONTAIN THE PRODUCT LINES AND MONITOR THE ANNULAR SPACE WITH AN APPROVED MONITORING DEVICE.

4- PLANS SHOW THAT TANKS ARE TO HAVE MANWAYS AND UNUSED FITTINGS SEE ATTACHED POLICY CONCERNING THESE ITEMS. MANWAYS MUST BE SECONDARILY CONTAINED OR APPROVED OVERFILL PROTECTION MUST BE

PLAN CHECK # NT0502

9/24/86

COUNTY OF SAN DIEGO

DEPARTMENT OF HEALTH SERVICES
HAZARDOUS MATERIALS MANAGEMENT UNIT

PLAN CHECK CORRECTIONS AND COMMENTS FOR UNDERGROUND STORAGE TANK FACILITY

SITE NAME: CITY OF POWAY

SITE ADDRESS: 14415 LAKE POWAY RD POWAY 92064

DESCRIPTION OF PROPOSED ACTION: INSTALL TWO 3000 DOUBLE WALL TANKS

CONTINUED

PROVIDE SAME FOR UNUSED SINGLE WALL FITTINGS.

5- ~~ALL MONITORING PORT COVERS MUST BE LOCKABLE OR~~

~~SECURED BY AN APPROVED METHOD. STATE MANUFACTURER~~

~~OF MONITORING PORT COVERS TO BE USED.~~

IF YOU HAVE ANY QUESTIONS

PLEASE CALL ME

MIKE VERNETTI

236-2222

21506

COUNTY OF SAN DIEGO
DEPARTMENT OF HEALTH SERVICES

RECEIVED AUG 27 1986

FOR HMMD USE:
Plan Check # NT502
Date Received 9/19/86
Fee Paid E 395
Plan Approval 12/10/86
Estab #
Hydro Unit 6.20
Benef. Use YES

UNDERGROUND HAZARDOUS MATERIALS STORAGE TANK FACILITY

PERMIT APPLICATION

Contact Mike Verretti w/ questions 236-2222

PART I

"Tank Installation" Application

GENERAL PROJECT INFORMATION

A. SITE ADDRESS: 14415 Lake Poway Rd. (Street) Poway (City) 92064 (Zip Code)

B. PROPERTY OWNER:
Company City of Poway Contact David Siminou
Mailing Address P.O. Box 789 City Poway Zip 92064
Phone (619) 748-6600
24 Hr. Emergency Contact Gary Stewart Phone (619) 748-1050

C. OPERATOR:
Company City of Poway Contact David Siminou
Mailing Address P.O. Box 789 City Poway Zip 92064
Phone (619) 748-6600
24 Hr. Emergency Contact Gary Stewart Phone (619) 748-1050

IMPORTANT: CONTACT THE DEPT. OF HEALTH SERVICES AT 236-2222 AT LEAST TWO WORKING DAYS BEFORE STARTING CONSTRUCTION TO SCHEDULE THE FIRST REQUIRED FIELD INSPECTION.

D. CONTRACTOR:
Primary Contractor LANDEX CONST CORP Contact
Mailing Address 7584 UNIVERSITY AVE City LA MESA Zip 92041
Phone (619) 698-4521
State Contractor License No. 485268
Worker's Compensation Insurance Company FARMERS INS CO. Phone ( )
Check Here if Owner/Builder: ☐

E. APPLICATION SUBMITTAL, PLAN APPROVAL, PERMIT ISSUANCE, AND REQUIRED INSPECTIONS:

Submit three (3) copies of this application package, including plan drawings, with the required fee to the Department of Health Services, Hazardous Materials Management Unit, Room 311, 1700 Pacific Highway, San Diego, CA 92101. Checks should be made payable to the County of San Diego.

A permit will be issued by the Department of Health Services (DHS) upon review and approval of the application and plans. The required fees must be submitted with the application package. Information in addition to that presented in this application package may be needed in order to obtain final approval. No work is to begin on the proposed project until a permit has been issued. The required inspections cannot be scheduled until a permit has been issued.

Once the permit has been issued, it is the permittee's responsibility to notify the DHS at least two (2) working days in advance to schedule each required inspection.

Construction stages at which inspections are required are indicated in each subpart of this application form (i.e., Part II, III and IV).

F. Indicate the Company/Person [redacted] wish to have our plan check [redacted]mments directed to by circling the appropriate section letter above or if different enter below.

G. PROJECT WORK TO BE COMPLETED: Check Applicable Box	COMPLETE APPLICATION PARTS	FEE CODE (TABLE H.)	CODES FOR OFFICE USE ONLY
[X] Installation/Construction of new tank(s) only (without removing/abandoning any existing tanks.)	I & II	1	NT
[ ] Removal/Destruction of existing tanks with installation of new tanks (tank replacement).	I, II & III	1 & 2	NR
[ ] Removal/Destruction of existing tank(s) with no new tank installation.	I & III	2	AT
[ ] Removal only of one tank less than 1000 gallon with no new tank installation.	I & III	4	AT
[ ] Repiping of an existing tank facility.	I & II (Sections E thru N Only)	3	NM
[ ] Interior coating of an existing tank facility.	I & IV	1	NM

H. FEES: The fees shown below cover plan review and approval and the required field inspections. Use the appropriate Fee Code as determined in Section G above.

Fee Code

[1] Base fee for one tank ($310) Fee: $ 310

Fee for additional tanks ($85 each) Fee: $ 85

[2] Fee to abandon 1 tank ($120) Fee: $ _____

Fee for additional abandoned tanks ($60 each) Fee: $ _____

[3] Fee per Facility ($260) (Repipe Only) Fee: $ _____

[4] Fee to remove only one tank less than 1000 gallons ($50) Fee: $ _____

TOTAL FEE: $ 395

CASH _____ CHECK # _____

I. PERMITS REQUIRED BY OTHER AGENCIES:

Application #'s:
Fire Dept. _____ APCD _____ Bldg. Dept. _____ Cal OSHA _____ Other _____

Provide copies of approved applications from other agencies requiring permits for this project.

- END OF PART I -

County of San Diego
Department of Health Services

UNDERGROUND HAZARDOUS MATERIALS STORAGE TANK FACILITY

PART II

APPLICATION FOR A PERMIT TO CONSTRUCT

A. Total number of tanks to be installed 2

B. Type of primary containers:

Tank #	Manufacturer	Composition	Capacity	Double or Single Wall	Material to be Stored
1	Joor	Plasteel	6,000 gal.	Double	Unleaded Gasoline
2	Joor	Plasteel	4,000 gal.	Double	Diesel Fuel
3					
4					

Attach additional sheets as needed for primary containers.

C. Type of secondary containment:

☒ Double Wall Tanks ☐ Flexible Liner (liner thickness) _____
☐ Vault ☐ Other _____

Manufacturer _____

If other than Double Wall Tanks, will all tanks be in the same secondary containment enclosure? Explain _____

_____

Will a system be installed to de-water the containment area? Explain _____

_____

D. Tank leak detection/monitoring system:

☒ Continuous monitoring device within the secondary containment, connected to an audible/visual alarm system.
Manufacturer Leak Alert, by Universal Sensors and Devices

☐ Daily manual monitoring of the space between the primary and secondary containers using "dip stick" readings or visual determination.
Please specify: _____

☐ Daily Inventory Control/Records reconciliation (for motor vehicle fuels only)

NOTE: If daily gauging and records reconciliation is to be used as the monitoring system, a letter from the property owner must be provided to this Department outlining the frequency and method of monitoring the space between the primary and secondary containers, as well as a statement that the tanks will be tested using an approved testing method every year.

☐ Other. Explain _____

E. Piping Materials and Construction:

Primary Containment 2" fiberglass 2" and 4" galvanized steel Manufacturer/Model _____

Secondary Containment (if applicable) _____ Manufacturer/Model _____

F. Type of product delivery system (i.e., pressurized, suction) Pressurized

G. Piping leak detection/monitoring system:

☒ Leak detector on pressurized line (for motor vehicle fuels only)

Manufacturer Red Jacket

☐ Continuous monitoring device within the secondary containment, connected to an audible/visual alarm system.

Manufacturer _____

☐ Daily manual monitoring of the space between the primary and secondary containers using "dip stick" readings or visual determinations.

Please specify _____

☐ Other _____

H. Describe the tank overfill protection system you plan to use. Check all that apply. N/A

☐ Product level sensing device equipped with high level alarm and/or automatic shut off device. Specify type: _____

☐ Ball float valve on vent and vapor lines

☐ Other. Explain _____

I. Indicate type/manufacturer of vapor recovery system to be used:

Dual point

NOTE: Those systems with product flow thru the vapor lines during normal operation require secondary containment of these lines.

J. What is the approximate depth to ground water? 4' to 20'

Basis of determination San Diego Regional Water Quality Control Board

K. Attach a certification from the manufacturer, or his authorized representative, of the tank and piping materials as to the capability of the tank and piping materials to store the proposed hazardous substances. See attached.

L. Attach three copies of Plans showing: Plans are attached.

1. Location of all existing and proposed structures
2. Location of all existing underground tanks and piping (indicate if tanks are to be removed or abandoned)
3. Location of all proposed tanks and piping and their secondary containment
4. Cross section of tank and piping system including secondary containment, overfill protection equipment, monitor ports and equipment, extension of all pipes and ports to finish grade

5. Location and detail of monitoring/leak detection systems
6. Location of underground utility lines and vaults
7. Site address, property lines, scale, north arrow
8. Surface elevation and location of 100 year flood plain, if applicable Poway is not in a 100 year flood plain as identified by the Federal Emergency Management Agency.
9. Equipment summary

M. Required Inspections - New Tank Installations

Each new tank installation must be inspected by the DHS at each of the following stages:

1. installation of secondary containment (liner) system, where applicable
2. delivery and test of tank on site; excavation complete; placement of tank in excavation
3. product line and associated piping - pressure test on lines and tank; overfill protection devices installed
4. monitoring system installed; monitor ports brought to surface

Projects involving repiping only will normally require just one inspection (at the line pressure-test stage).

Please refer to "Underground Tank Inspection Record - New Tank Installation" (DHS:HW-914) for additional details, or call 236-2222.

N. I declare that to the best of my knowledge and belief the statements and information provided above are correct and true. I understand that information in addition to that provided above may be needed in order to obtain a permit from the Department of Health Services (DHS) and that no work is to begin on this project until the permit is issued.

I understand that any changes in design, materials or equipment will void my permit to construct if prior approval is not obtained.

I understand that a permit to operate the underground storage tank system must be obtained from the Department within 60 days of putting the system into use. This is the responsibility of the tank owner. Conditions of the permit to operate include an acceptable tank monitoring and testing schedule, submittal of an annual report form, and regular inspection by the DHS.

I will notify the Department of Health Services at least two working days (48 hours) in advance to schedule each required inspection. I understand that site and worker safety are solely the responsibility of the property owner or his agent and that this responsibility is not shared nor assumed by the County of San Diego.

Signature & Title: David Simmons, Assoc Civil Engr

Print Name David Simmons

Telephone ( ) 748-6600

Date 9/18/86

QUALITY & PERFORMANCE ARE ASSURED

Since 1971, Joor Manufacturing has been a prime manufacturer in developing and perfecting steel and fiberglass composite tanks. The state of the art today produces trouble-free tanks meeting local, federal and military Corrosion Resistance Standards.

The JOOR PLASTEEL® Composite Tank consists of a steel tank inseparably bonded to an unimpregnable exterior shell of fiberglass reinforced polyester resin.

All joints in the steel inner tank are Underwriter's Labs design.

The resin used in the outer structure is a corrosion resistant isophthalic polyester. The reinforcing material is Type "E" continuous filament strand glass roving, chopped and mixed at the point of application. A final coat of the isophthalic polyester provides a smooth finish surface.

Each composite tank is built to approved UL standards. The quality of the fiberglass coating is assured by a holiday test detector operating at 35,000 volts.

The final composite tank is almost impervious to all except the most violent sources of damage. If the exterior is damaged, it is immediately apparent — the damaged area turns white. This spot can be cleaned easily and repaired on-site with the resin kits supplied to seal covers for fittings and lifting lugs after installation.

There are no external ribs. Special size fittings and manholes can be supplied at any location.

APPLICATIONS

FUEL STORAGE

JOOR PLASTEEL® Composite Tanks were developed for application to combustible and flammable liquid storage tanks built in accordance with Underwriter's Laboratories specifications. It satisfies the Corrosion Resistant Materials specifications of the the Uniform Fire Code and renders the tank impervious to electrolytic corrosion.

SOLAR HEATING

JOOR PLASTEEL® Composite Tanks are excellent for solar heating liquid storage. The isophthalic polyester resin preserves its integrity to temperatures in excess of 300 degrees Fahrenheit and provides good insulation.

PRESSURE VESSELS

JOOR PLASTEEL® Composite Tanks are an ideal way to protect pressure vessels from the ravages of hostile soils. It is effective insurance against damage in underground installations.



Quality control assured with 35,000 volt holiday test.



50,000 gallon JOOR PLASTEEL® tank departing factory for job site.



Simple installation procedures for backfill and finishing.



Final installation phase complete with all exposed steel surfaces completely sealed.

CLERICAL WORK SHEET

H05397/AT0548

DATE	COMMENTS	INITIALS
9/23/86	PLANS DISAPPROVED - JAVID ADVISED	MOV
12/10/86	PLANS APPROVED REVISE ON FILE	MV
1/16/87	Removal of one (1) tank witnessed by L. Pratt (LEAKING TANK) - refer to T05518	MPK
1/17/95	Plans for this site are under "old plans" in the UST section of EHS by E Gelinas' desk.	EG

required field inspections. Use the appropriate Fee Code as determined in Section G above.

Fee Code			
1	Base fee for one tank ($310)	Fee: $	
	Fee for additional tanks ($85 each)	Fee: $	
2	Fee to abandon 1 tank ($120)	Fee: $	
	Fee for additional abandoned tanks ($60 each)	Fee: $	
3	Fee per Facility ($260) (Repipe Only)	Fee: $	
4	Fee to remove only one tank less than 1000 gallons ($50)	Fee: $	50—
		TOTAL FEE: $	50—

CASH CHECK #

I. PERMITS REQUIRED BY OTHER AGENCIES:

Application #'s:
Fire Dept. _____ APCD _____ Bldg. Dept. _____ Cal OSHA _____ Other _____

Provide copies of approved applications from other agencies requiring permits for this project.

- END OF PART I -

County of San Diego
Department of Health Services

UNDERGROUND HAZARDOUS MATERIALS STORAGE TANK FACILITY

PART III

APPLICATION FOR PERMIT TO ABANDON

Complete all sections of Part III. If information is not known or applicable please indicate on application.

A. Total number of tanks to be abandoned 1

B. Tank Information - Complete the following information for each tank to be abandoned. Attach additional sheets as necessary.

Tank Number (Label tanks on plot plan to correspond to application)		1	2	3	4
Tank Capacity (gallons)		550			
Date Tank Installed		UNKNOWN			
Tank Composition (Steel, Fiberglass, Fiberglass Coated Steel, Concrete, etc.)		STEEL			
Tank Manufacturer		UNKNOWN			
Tank Presently in Use? (Yes-No)		NO			
Materials Stored in Tank	Material: / dates:	GASOLINE / to UNKNOWN	to	to	to
	Material: / dates:	/ to	to	to	to
Has Tank System Leaked? (Yes, No, Not Known)	Tank	NOT KNOWN			
	Piping	NOT KNOWN			
Basis of determination (Inventory records, tank system testing/monitoring, environmental monitoring)					
Is any part of the system cathodically protected? (Yes-No-Not Known)					
	Tank	NO			
	Piping Lines	NO			
Piping materials		NOT KNOWN			

C. PREVIOUS OWNERS AND OPERATORS OF THE TANK(S):

Dates	Owner/Operator
	NONE

D. Approximate depth to groundwater: 4' to 20'

Basis of Determination: San Diego Regional Water Quality Control Board

E. Proposed method of abandonment: [X] Removal [ ] Destruction in place

NOTE: Removal of the tank(s) is the preferred method of abandonment. Destruction of the tank in place, for example, by filling with an inert substance, will only be considered in special cases upon submittal of additional information to determine the risks and hazards of contamination. Additional information required includes recent tank testing results, soils data, special site characteristics and approval from the local Fire Department.

F. Future use/disposal site of tank: Disposal to scrap recyclers.

G. ATTACH A PLOT PLAN ON 8-1/2" x 11" paper showing the following: See attached.

1. Property Lines, Site Address, Scale, North Arrow
2. Location of 100 year flood plain, if applicable Not in a 100-year flood plain as identified by Federal Emergency Management Agency.
3. Location of all existing and proposed structures
4. Location of all existing and proposed underground storage tank facilities
5. Location of underground tank(s) to be abandoned (number tanks to correspond to application)
6. Location of underground utility lines and vaults

H. REQUIRED INSPECTION - PERMIT TO ABANDON

A representative of the Department of Health Services (DHS) must be on site at the time the tank(s) is removed from the ground to evaluate the condition of the tank and the surrounding soil and/or groundwater. Any evidence of an unauthorized release of a hazardous material from the tank will require the submittal of additional information by the permittee to the DHS.

When a permit has been issued by the DHS to destroy a tank in place, the DHS will inspect to verify that the tank has been properly emptied and purged of all hazardous materials immediately prior to filling with an approved inert substance.

I. I declare that to the best of my knowledge and belief the statements and information provided are correct and true. I understand that information in addition to that provided above may be needed in order to obtain final approval by the Department of Health Services.

I understand that tests and procedures that may be required by other departments and agencies to demonstrate adequate site safety or suitability for future development (e.g., soil compaction testing) are in addition to the requirements of the Department of Health Services.

I will notify the Department of Health Services at least two working days (48 hours) before work is to begin in order to schedule the required inspections. I understand that site and worker safety are solely the responsibility of the property owner or his agent and that this responsibility is not shared nor assumed by the County of San Diego.

Signature & Title [signature], Assoc Civil Engr

Print Name Jared Sommer

Telephone 619 748-6600 Date 9/18/86

T0518

HAZARDOUS MATERIALS MANAGEMENT UNIT
ABANDONED UNDERGROUND TANK REPORT

☐ YES FIRE AGENCY ☐ NO

EST. # _____
P.C. # AT0548

FIRE AGENCY PERMIT # _____

OF TANKS TO BE ABANDONED 1 PHONE 14415 Lake Poway Rd

JURISDICTION _____

SITE NAME/ADDRESS Poway City Repair Fac, 14416 Lake Poway Rd 92064 PHONE _____

CONTRACTOR Landex Construction PHONE 693-4251

C.G.I. Stolen

	Tank 1	Tank 2	Tank 3	Tank 4	Tank 5
1. Tank ID #	(2)				
2. UL #					
3. Capacity (Gallons)	550 gal				
4. Material Stored	gas				
5. Decontamination:					
Manifest Available? (1)	NO				
6. Tank Inerting: (CGIRDS)					
Dry Ice/Nitrogen (Qty)	25 lbs				
7. Tank Condition (Holes)	good				
8. Condition of Back Fill & Type	good				
9. Condition of Native Soil/Type (3)					
10. Odors From Excavation?	yes-gas				
11. Ponded Product?	no				
12. Ground Water Contamination					
13. Tank Closure In Place					
14. Pipeline Leak Evident?					
15. Reinspection Required?					
16. Reinspection Receipt Available?					

REMARKS:

(1) ~~Note: At time of arrival hardness content of tank was being pumped into 55 gal drum. No licensed waste hauler onsite. Copy of MANIFEST for removal of 330 gal gas/water must be sent to our office before final clearance is given. (due no later than 1-26-87)~~

(2) Loop LAFD # 16701

(3) sandy granite

NOTICE: You are hereby notified that on 1-16-87, _____, Hazardous Materials Specialist of County Department of Health Services, conducted an inspection for the removal and/or abandonment of 1 (one) at least underground storage tanks of hazardous substances. A summary of conditions found is noted as follows: 2 feet

☐ No indication of soil or groundwater contamination apparent this date. Excavation may be backfilled.

☒ The conditions noted below must be reported and corrected in accordance with Chapters 6.5 and 6.7 of the California Health and Safety Code and Chapters 9 and 10 of the San Diego County Code.

☐ Hazardous substance/waste is ponded in the excavation. Immediately take steps to remove the ponded hazardous liquid from the excavation. This liquid is a hazardous waste that shall be properly transported, under manifest, by a licensed hazardous waste hauler to a licensed recycling or disposal facility.

☒ Contaminated soil and/or contaminated groundwater is suspected in the excavation. Determining the extent and impact of this contamination and completing any required clean-up is the responsibility of the tank owner/operator. Within 5 work days, the tank owner/operator or his agent must submit a written UNAUTHORIZED RELEASE REPORT to the Department of Health Services including all of the following information that is known at the time of filing the report:

a. Describe the type, quantity and concentration of the hazardous substance released.
b. Provide the results of all investigations completed at this time to determine the extent of soil, groundwater, or surface water contamination due to the release.
c. Describe the method of cleanup implemented to date, proposed cleanup actions, and approximate costs of actions taken to date.
d. Indicate the method and location of disposal of the released hazardous substance and any contaminated soils or groundwater or surface water. (If any contaminated soil/water is hauled off-site, include copies of the hazard waste manifests).
e. Include the tank operator's name and telephone number, the name and telephone number of any consultants retained, and a projection of proposed activity schedule.

Subsequent mitigation actions will be discussed upon review of the submitted Report and consultation with other appropriate agencies.

- REFER TO REVERSE SIDE FOR ADDITIONAL INFORMATION/REQUIREMENTS -

Received by _____ Hazardous Materials Specialist Signature

Phone # _____

County of San Diego
Department of Health Services
HMMU - 1700 Pacific Highway
San Diego, CA 92101-2489
(619) 236-2222

Field Observations and Notes:

1. Type of hazardous substance released: gas
2. Is hazardous substance ponded? no Estimated amount _____
3. Is amount of hazardous substance release known? _____ Estimated amount ~~DB~~ max ~160 cu ft.
4. Estimated depth to groundwater greater than 9 ft. ~2 ft min. in depth of discolored soil (grey)
5. Is there an existing or potential beneficial use of the groundwater identified in the Basin Plan? ~~not known~~ YES
6. Soil conditions:
   a. Is backfill discolored? not observed Estimated amount _____
   b. Is backfill saturated? no Estimated amount _____
   c. Is native soil discolored? yes Estimated amount _____
   d. Is native soil saturated? no Estimated amount _____
   e. Type of native soil (sandy, clay, etc.) sandy, granite
7. Description of odors from excavation gas
8. Condition of tank (holes, corrosion, deteriorated wrapping, etc.) good
9. Pipeline leak evident? could not observe
10. Nearby underground vaults or utilities or basements? (Specify) _____
11. Nearby water wells or surface waters? _____
12. Other comments/observations: Dimensions ~ 8'x10' by at least a depth of 2 feet — i.e. ~ 160 cubic ft that needs to be carefully checked.

Tank looked good — perhaps contaminated soil result of overspill or tank line leakage

DHS: HM-916 (2/85) Sample of grey soil smelled strongly of gasoline. Sample left in plastic bag for ~10 min, % LEL was 40.

Removal of Existing Tank at City of Poway Maint Bldg.

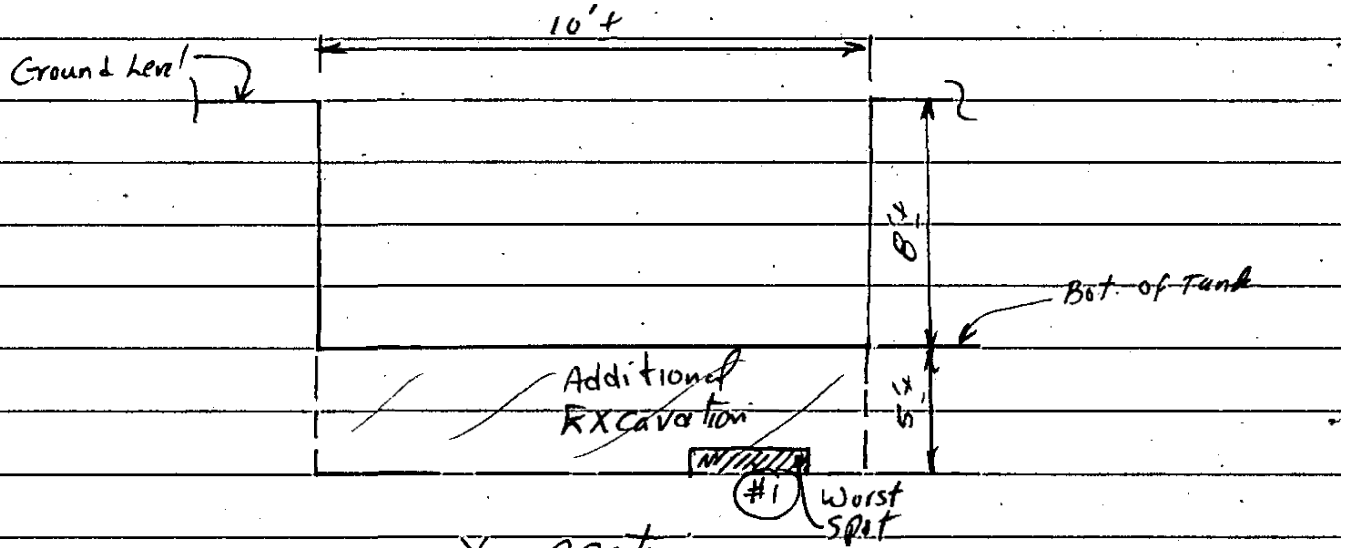

X-section

Sample (#1) from Bot. of Trench at worst spot

Sample #2, from 4 sides of the Trench at 8' deep (same depth as the Tank)

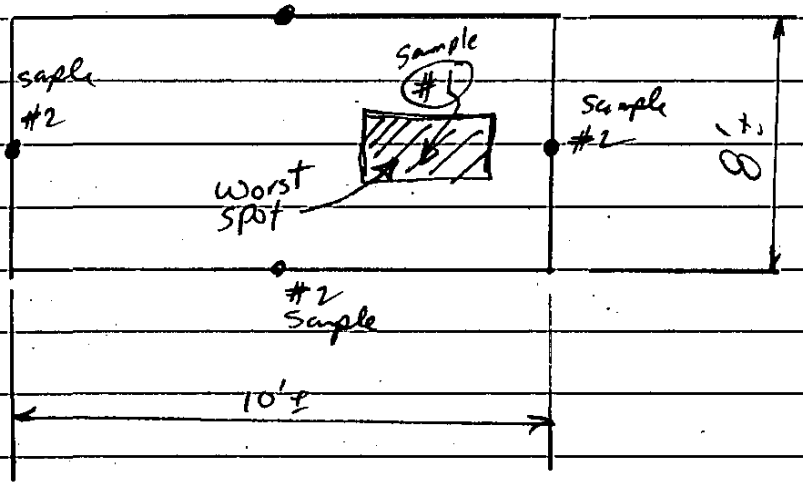

Plan View

C.1506

COUNTY OF SAN DIEGO
DEPARTMENT OF HEALTH SERVICES

UNDERGROUND HAZARDOUS MATERIALS STORAGE TANK FACILITY

PERMIT APPLICATION

PART I

GENERAL PROJECT INFORMATION

Contact Mike Vernetti w/questions 236-2222

TANK TECHNICAL APPLICATION

FOR HMMU USE:
Plan Check # A70548
Date Received 9/19/88
Fee Paid refund
Plan Approval 12/10/88
Estab # H05397
Hydro Unit 6.20
Benef. Use Yes

A. SITE ADDRESS: 14415 LAKE POWAY RD. (Street) POWAY (City) 92064 (Zip Code)

B. PROPERTY OWNER:
Company City of Poway Contact David Siminou
Mailing Address P.O. Box 789 City Poway Zip 92064
Phone (619) 748-6600
24 Hr. Emergency Contact Gary Stewart Phone (619) 748-1050

IMPORTANT: CONTACT THE DEPT. OF HEALTH SERVICES AT 236-2222 AT LEAST TWO WORKING DAYS BEFORE STARTING CONSTRUCTION TO SCHEDULE THE FIRST REQUIRED FIELD INSPECTION.

Mon 12/10/88

TANK OPERATOR:
Company City of Poway Contact David Siminou
Mailing Address P.O. Box 789 City Poway Zip 92064
Phone (619) 748-6600
24 Hr. Emergency Contact Gary Stewart Phone (619) 748-1050

CONTRACTOR:
Primary Contractor LANDEX CONST CORP Contact
Mailing Address 7584 UNIVERSITY AVE #104 City LA MESA Zip 92041
Phone (619) 698-4521
State Contractor License No. 485268
Worker's Compensation Insurance Company FARMERS INS CO. Phone ( )

Check Here if Owner/Builder: ☐

E. APPLICATION SUBMITTAL, PLAN APPROVAL, PERMIT ISSUANCE, AND REQUIRED INSPECTIONS:

Submit three (3) copies of this application package, including plan drawings, with the required fee to the Department of Health Services, Hazardous Materials Management Unit, Room 311, 1700 Pacific Highway, San Diego, CA 92101. Checks should be made payable to the County of San Diego.

A permit will be issued by the Department of Health Services (DHS) upon review and approval of the application and plans. The required fees must be submitted with the application package. Information in addition to that presented in this application package may be needed in order to obtain final approval. No work is to begin on the proposed project until a permit has been issued. The required inspections cannot be scheduled until a permit has been issued.

Once the permit has been issued, it is the permittee's responsibility to notify the DHS at least two (2) working days in advance to schedule each required inspection.

Construction stages at which inspections are required are indicated in each subpart of this application form (i.e., Part II, III and IV).

COUNTY OF SAN DIEGO

DEPARTMENT OF HEALTH SERVICES
1700 Pacific Highway, San Diego, CA 92101

OFFICE OF THE DEPUTY DIRECTOR
ENVIRONMENTAL HEALTH SERVICES
1700 PACIFIC HIGHWAY, ROOM 103
SAN DIEGO, CA 92101
(619) 236-2243

May 5, 1987

C1506

Mr. Javid Siminou
City of Poway
P. O. Box 789
Poway, CA 92064

RE: UNAUTHORIZED RELEASE #T0518
14415 LAKE POWAY ROAD, POWAY

Dear Mr. Siminou:

The Unauthorized Release Report submitted to this Department by the City of Poway summarizing the site characterization and mitigation activities at the above referenced location has been reviewed. This Unauthorized Release Report has also been discussed with staff of the Regional Water Quality Control Board (RWQCB). The RWQCB concurs with the determination of this Department that this site has been adequately mitigated. Based on current requirements and policies, no further action is indicated at this time.

Please be advised that if future development changes the current use of the site, additional site characterization and mitigation activity may be required. As the property owner, it is your responsibility to notify this Department prior to any such changes.

Thank you for your efforts in resolving this matter. Please contact the Hazardous Materials Management Program at (619) 236-2222, if you require any additional assistance.

Very truly yours,

GARY STEPHANY, Deputy Director
Environmental Health Services

cc: RWQCB
HMMP

Unauthorized Release of Hazardous Substance
from an Underground Storage Tank for
Division Chief's Signature

File No. T0518 Date Submitted 4/29/87

Facility Name CITY OF POWAY

Operator c/o JAVID SIMNAV Phone 748-6600

Address at Site 14415 LAKE POWAY RD. POWAY CA

Mailing Address (if different) PO BOX 789, POWAY CA. 92064

Corporate Contact Person JAVID SIMNAV Phone 748-6600

Name of Specialist Filing Letter V. CHURCH Phone 236-2222

	Yes	No	NA
Source Contained	X		
Off Site Impacts		X	
Beneficial Use Area 6.26	X		
Known Public Health Risks		X	
Further Environmental Monitoring Required		X	
Consultant's Report on File	X		

REMOVAL OF 550 GAL GAS TANK. NO KNOWN IMPACT ON GROUNDWATER. Maximum 55mg/kg fuel hydrocarbons in excavated fill material, which will remain on site.

DHS:HM-987 (5/86)

County of San Diego
Department of Health Services

VC

COUNTY OF SAN DIEGO

DEPARTMENT OF HEALTH SERVICES
1700 Pacific Highway, San Diego, CA 92101

SMOKING ENDANGERS EVERYONE'S HEALTH

ENVIRONMENTAL HEALTH SERVICES
HAZARDOUS MATERIALS MANAGEMENT UNIT
(619) 236-2222

OFFICIAL NOTICE

February 5, 1987

Mr. Javid Siminou
City of Poway
P. O. Box 789
Poway, CA 92064

RE: UNAUTHORIZED RELEASE # TO518
14415 LAKE POWAY ROAD, POWAY

Dear Mr. Siminou:

The initial Unauthorized Release Report submitted by the City of Poway dated January 26, 1987, for the site referenced above conforms to the reporting requirements, as prescribed in the California Health and Safety Code, Chapter 6.7 and the California Administrative Code, Title 23, Chapter 3, Subchapter 16, Article 5, Section 2652.

For the duration of the site mitigation process, you are required to provide periodic written supplemental reports to this Department to update the Unauthorized Release Report pursuant to the California Administrative Code, Title 23, Chapter 3, Subchapter 16, Article 5, Section 2652.

Please submit a written supplemental report to update the Unauthorized Release Report every month. The report should include a summary of the investigation and mitigation progress accomplished to date, along with the projected accomplishments for the next reporting period. The update report is due by March 1, 1987.

If during the site mitigation process any significant situation is encountered that was not known nor anticipated at the time of the initial Unauthorized Release Report, please provide a written statement describing the situation in order to amend the Unauthorized Release Report.

As a reminder, a copy of each manifest for hauling any hazardous waste generated as a result of the site characterization and mitigation procedure must be included with the written supplemental reports.

If you have any questions on this matter please contact me at (619) 236-2222.

Sincerely,

Vickie L. Church

VICKIE L. CHURCH
Hazardous Materials Specialist

cc: RWQCB

our file

COUNTY OF SAN DIEGO

DEPARTMENT OF HEALTH SERVICES
1700 Pacific Highway, San Diego, CA 92101

SMOKING ENDANGERS EVERYONE'S HEALTH

HAZARDOUS MATERIALS MANAGEMENT UNIT
(619) 236-2222

T0518

OFFICIAL NOTICE

1/20/87

Mr. David Siminow
City of Poway
13325 Civic Center Dr.
Poway CA 92064

RE: UNAUTHORIZED RELEASE #T 518
14415 Lake Poway Rd, Poway

Dear Mr Siminow:

Information provided to this Department by tank removal observation indicates that the underground hazardous substance storage facility at the location referenced above has experienced an Unauthorized Release (leak).

The conditions created by the Unauthorized Release must be reported and corrected in accordance with Sections 25295 and 25297 of Chapter 6.7 of the California Health and Safety Code (H&SC) and Section 2652, Subchapter 16, Chapter 3, Title 23 of the California Administrative Code (CAC), and Chapter 6.5 of the H&SC and Title 22 of the CAC.

As the owner/operator of the underground storage tank, it is your responsibility to:

1. Take immediate action to prevent further unauthorized release;
2. Determine the extent and impact of the unauthorized release:
3. Submit a written Unauthorized Release Report to this Department within five workdays of receipt of this Notice;
4. Complete and distribute within five workdays the enclosed State Water Resources Control Board's "Underground Storage Tank Unauthorized Release(Leak)/Contamination Site Report";
5. Submit supplemental report as required to update the initial report; and,
6. Complete any site mitigation (cleanup) required.

The Unauthorized Release Reports must address all six Elements listed on the reverse side of this Official Notice, to the extent of the best information known at this time. Additional information and responsibilities are also listed. Please note Item G concerning responsibility for payment for staff time expended on the investigation.

Subsequent site characterization and mitigation actions will be determined upon evaluation of the written report and consultation with the Regional Water Quality Control Board and other appropriate regulatory agencies.

Please call me at (619) 236-2222 if you have any questions regarding this Official Notice.

Sincerely,

Vickie Church
Hazardous Materials Specialist

Enclosure

cc: RWQCB

DHS:HM-9046 (12/86)

UNAUTHORIZED RELEASE REPORTING ELEMENTS

Each of the following must be addressed in the Unauthorized Release Report (CAC, Title 23, Chapter 3, Subchapter 16, Section 2652):

1. Describe the type, quantity and concentration of the hazardous substance released.

2. Describe the extent of the soil, groundwater, and/or surface water contamination due to the release based on the results of all investigations completed at the time the report is submitted.

3. Describe the method of clean-up implemented to date, proposed clean-up actions, and approximate costs of actions taken to date.

4. Indicate the method and location of disposal of the released hazardous substance and any contaminated soils or groundwater or surface water. (If any contaminated soil or water is removed from the site, include copies of the hazard waste manifests).

5. Describe the proposed method of repair or replacement of the underground tank/piping.

6. Include the tank operator's name and telephone number, the name and telephone number of any consultants retained, and a projection of proposed activity schedule.

NOTE: The completed SWRCB Form (enclosed) with appropriately detailed "comments" will usually suffice as meeting the requirements for the initial Unauthorized Release Report. You must distribute the completed form to all agencies as specified on the back of the form.

ADDITIONAL INFORMATION/RESPONSIBILITIES

A. Notify the local Fire Department immediately whenever a fire hazard or explosion hazard is present.

B. Notify the Regional Water Quality Control Board at (619) 265-5114 within 24 hours regarding this Unauthorized Release.

C. Cease the unauthorized release immediately by removing the hazardous substance from the system's leaking component(s), as necessary. Give careful consideration to proper tank ballast in areas of high groundwater. Ballast should be inert and compatible with tank residues (i.e., water).

D. Maintain the site in a safe and secure manner. The excavation, if any, may be backfilled in the interim for safety until site decontamination activities commence.

E. Obtain necessary permits for repair or removal of the underground tanks/piping from this Department, and other agencies, as appropriate.

F. Issuance of a permit to install new tanks at a site does not imply that any unauthorized release at the site has been mitigated to the satisfaction of this Department or any other regulatory agency.

G. The property owner/operator is subject to billing for staff time expended on the Unauthorized Release investigation at the rate of $40 per hour. The owner/operator will be billed at the completion of the investigation, or every quarter, whichever occurs sooner. The owner/operator must pay the investigation fee in full within 30 days of receipt of the billing. (San Diego County Code Section 68.1008)

COUNTY OF SAN DIEGO

DEPARTMENT OF HEALTH SERVICES
1700 Pacific Highway, San Diego, CA 92101
JAMES A. FORDE, Director

FOR HMMU USE
COMPLAINT # 10518
PC # AT 0548
EST. _____

To: California Water Resources Control Board, San Diego Region
From: Hazardous Materials Management Unit (HMMU)
Re: Unauthorized Release of Hazardous Material from an Underground Storage Tank

Date: 1/16/87

Evidence of an unauthorized release of a hazardous material has been noted by HMMU staff at the site described below:

Site Address: 14415 Lake Poway Rd (Street) Poway (City) _____ (Zip Code)

Property Owner: c/o JAVID SIMINOW CITY OF POWAY (Name)
13325 Civic Center Dr (Street) Poway (City) 92064 (Zip Code)
Telephone 748-6600

Tank Operator: JAVID SIMINOW (Name) 748-6600 (Telephone)

The following information is provided for your consideration and action in accordance with the authority and responsibilities of the Regional Board.

Suspected Source(s): U.G. TANK

Amount Released: UNK (Gallons) _____ (Time Period)

Release Detected By:

___ Routine Tank Testing
___ Test of Piping
___ Inventory Audit
___ Monitoring Device/Well
X Evidence of Soil Contamination Detected During Tank Removal
___ Evidence of Leaky Tank Detected During Tank Removal
___ Other

Description of underground tank systems on property (number, type, age, capacity, material stored, evidence of leakage).

550 GAL GAS TANK
POSSIBLE OVER

Date Release Reported to or Detected by HMMU: 1/16/87
Contact With Other Agencies: _____
Additional Comments:

Please call the HMMU at 236-2222 if you have questions or comments regarding the above

HMMU Staff: V. Church

CITY OF POWAY

BRUCE TARZY, Mayor
BOB EMERY, Deputy Mayor
LINDA BRANNON, Councilwoman
DON HIGGINSON, Councilman
CARL R. KRUSE, Councilman

APR 29 2 05 PM '87

April 23, 1987

County of San Diego
Department of Health Services
HMMU-1700 Pacific Highway
San Diego, CA 92101-2489

Attention: Ms. Vicki Church

Subject: Tank Removal - City of Poway

Dear Ms. Church:

One sample of the contaminated soil (stockpiled after removal of existing tank) was analyzed for level of contamination (E.A.P. #8015).

The result of the lab test is enclosed for your review.

Please provide us with your recommendation and/or procedures that may be necessary for handling the stockpile of the contaminated soil.

To retain backfill on site.
per phonecon with David Siminou.
4/29/87

Sincerely,

PUBLIC SERVICES DEPARTMENT

David Siminou
Associate Civil Engineer

JS:mh

Enclosure

cc: Alan Archibald
Brad Kutzner
Les Berglund

Analytical Technologies, Inc. Corporate Offices: 5550 Morehouse Drive San Diego, CA 92121 (619) 458-9141

ATI I.D. 704008

PUBLIC SERVICES DEPT.
APR 22 1987
RECEIVED

April 20, 1987

City of Poway
13325 Civic Center Drive
Poway, CA 92064

Attention : Javid Siminou

On April 1, 1987, Analytical Technologies, Inc. received one (1) sample for analysis of fuel hydrocarbons.

The fuel hydrocarbons were analyzed using gas chromatography/flame ionization detection in accordance with EPA method 8015 (modified for fuel analysis).

The results of this analysis and the quality control data are enclosed.

Patricia A. Schroder
GC Supervisor

Richard M. Amano
Laboratory Manager

Note: The sample from this project will be disposed of thirty (30) days from the date of this report. If an extended storage period is required, please contact our sample control department before the scheduled disposal date.

Analytical Technologies, Inc.

ATI I.D. 704008

FUEL HYDROCARBONS
DATA SHEET

CLIENT : CITY OF POWAY
SAMPLE MATRIX: SOIL
EPA METHOD: MODIFIED 8015 (GC/FID)

DATE SAMPLED: 04-01-87
DATE RECEIVED: 04-01-87
DATE EXTRACTED: 04-13-87
DATE ANALYZED: 04-15-87
UNITS : mg/Kg

ATI I.D.	CLIENT I.D.	FUEL HYDROCARBONS	HYDROCARBON RANGE
01	#1	55	C9 - C20

* HYDROCARBONS QUANTITATED USING A DIESEL STANDARD.

U indicates the compound was analyzed for but not detected.

Analytical Technologies, Inc.

ATI I.D. 704008

QUALITY CONTROL DATA
MATRIX SPIKE/MATRIX SPIKE DUPLICATES

CLIENT : CITY OF POWAY
SAMPLE I.D. : 70402005

SAMPLE MATRIX: SOIL
UNITS: mg/Kg

COMPONENT	SPIKE ADDED	1ST RESULT	1ST RESULT'S % REC. *	2ND RESULT	2ND RESULT'S % REC.	RPD (%) **
DIESEL	271	347	128	345	127	0.6

$$* \ \% \text{ RECOVERY} = \frac{(\text{SPIKE SAMPLE RESULT})}{\text{SPIKE ADDED}} \times 100$$

$$** \ \text{RPD (RELATIVE PERCENT DIFFERENCE)} = \frac{\text{1ST RESULT} - \text{2ND RESULT}}{\text{AVERAGE RESULT}} \times 100$$

704008

Analytical**Technologies,**Inc.
San Diego ● Phoenix ● Seattle

Chain of Custody

DATE 4-1-87 PAGE 1 OF 1

PROJ. MGR. DAVID SIMMONS
COMPANY CITY OF ORANGE
ADDRESS 13325 CIVIC Center DR.
LOWNEY CA. 92064
714 6960
SAMPLERS (SIGNATURE) (PHONE NO.)

SAMPLE ID.	DATE	TIME	MATRIX	LAB ID.	BASE/NEU/ACID CMPDS. GC/MS/ 625/8270	VOLATILE CMPDS. GC/MS/ 624/8240	PESTICIDES/PCB 608/8080	POLYNUCLEAR AROMATIC 610/8310	PHENOLS, SUB PHENOLS 604/8040	HALOGENATED VOLATILES 601/8010	AROMATIC VOLATILES 602/8020	TOTAL ORGANIC CARBON 415/9060	TOTAL ORGANIC HALIDES 9020	PETROLEUM HYDROCARBONS 418 8015			PRIORITY POLLUTANT METALS (13)	CAM METALS (18) TTLC/STLC	EP TOX METALS (8)	SWDA-INORGANICS PRIMARY/SECONDARY	HAZARDOUS WASTE PROFILE				NUMBER OF CONTAINERS
NO ID #	4-1-87	4:00												X											

PROJECT INFORMATION	
PROJECT:	
PO NO.	
SHIPPING ID. NO.	
VIA:	

SAMPLE RECEIPT	
TOTAL NO. OF CONTAINERS	
CHAIN OF CUSTODY SEALS	
REC'D GOOD CONDITION/COLD	
CONFORMS TO RECORD	
LAB NO.	

SPECIAL INSTRUCTIONS/COMMENTS:

RELINQUISHED BY 1.	RELINQUISHED BY 2.	RELINQUISHED BY 3.
(Signature) M. S. Mayfield (Time)	(Signature) (Time)	(Signature) (Time)
(Printed Name) (Date)	(Printed Name) (Date)	(Printed Name) (Date)
(Company)	(Company)	(Company)
RECEIVED BY 1.	**RECEIVED BY 2.**	**RECEIVED BY (LABORATORY) 3.**
(Signature) (Time)	(Signature) (Time)	(Signature) Diane Lincoln (Time)
(Printed Name) (Date)	(Printed Name) (Date)	(Printed Name) ATI
(Company)	(Company)	ANALYTICAL TECHNOLOGIES, INC.

ATI LABORATORIES: SAN DIEGO (619) 458-9141 PHOENIX (602) 438-1530

DISTRIBUTION: WHITE, CANARY - ANALYTICAL TECHNOLOGIES, INC. ● PINK - ORIGINATOR

CITY OF POWAY

BRUCE TARZY, Mayor
BOB EMERY, Deputy Mayor
LINDA BRANNON, Councilwoman
DON HIGGINSON, Councilman
CARL R. KRUSE, Councilman

VE
3-13-87

March 6, 1987

County of San Diego
Department of Health Services
HMMU - 1700 Pacific Highway
San Diego, Ca 92101-2489
Attn: Ms. Vicki Church/Mr. Jim Frank

Re: Removal of existing tank at City of Poway Maintenance Building

Dear Ms. Church & or Mr. Frank,

Reference is made to our telephone conversation (on February 26, 1987), regarding the test results of the contaminated soil (2 samples) .

1. The test result for the soil and samples taken from the sides of the trench was within acceptable limit.

2. The test result for the soil sample taken from the bottom of the trench was not with acceptable limit.

The following remedial and steps were discussed and has been implemented.

a. The City crews excavated and removed an additional 4.5 to 5.0 cubic yards of soil from the bottom of the trench.

b. A soil sample was taken to Analytical Technologies, Inc. for analysis (test #EPA 8015).In order expedite the process (so we could backfill the 14+ deep trench as soon as feasible), a request for 48 hours turn around was made.

c. On Monday March 2, results of this test were reported and are well within acceptable limits. This was discussed with Mr. Jim Frank".

City Hall Located at 13325 Civic Center Drive
Mailing Address: P.O. Box 789, Poway, California 92064 • (619) 748-6600, (619) 695-1400

Verbal approval was given by Jim, for backfilling the trench.

d. Copy of the test results is enclosed for your records.

e. The previously excavated Contaminated soil (still in a stock pile) will be tested by April 1, 1987. The appropriate action will be taken based on the test result.

Sincerely,
PUBLIC SERVICES DEPARTMENT

Javid Siminou
Associate Civil Engineer

JS:ke
church

cc: Alan D. Archibald

Analytical**Technologies,** Inc. Corporate Offices: 5550 Morehouse Drive San Diego, CA 92121 (619) 458-9141

ATI I.D.# 05713

March 4, 1987

RECEIVED
MAR 5 1987
PUBLIC SERVICES DEPT.

City of Poway
13325 Civic Center Drive
Poway, CA 92064

Attention: Javid Siminou

On February 26, 1987, Analytical Technologies, Inc. received one (1) soil sample for analyses. The sample was analyzed for fuel hydrocarbons.

The fuel hydrocarbons were analyzed using gas chromatography/flame ionization detection in accordance with EPA method 8015 (modified for fuel analysis).

The results of these analyses and the quality control data are enclosed.

Patricia A. Schroder
GC Supervisor

Richard M. Amano
Laboratory Manager

PS:mag

Enclosures

NOTE: The sample from this project will be disposed of thirty (30) days from the date of this report. If an extended storage period is required, please contact our sample control department before the scheduled disposal date.

Analytical Technologies, Inc.

ATI I.D.# 05713

FUEL HYDROCARBONS
DATA SHEET

CLIENT: CITY OF POWAY
PROJECT: N/A
SAMPLE MATRIX: SOIL
EPA METHOD: MODIFIED 8015 (GC/FID)

DATE SAMPLED: 2-26-87
DATE RECEIVED: 2-26-87
DATE EXTRACTED: 2-27-87
DATE ANALYZED: 3-01-87
UNITS: mg/Kg

ATI I.D.	CLIENT I.D.	FUEL HYDROCARBONS	HYDROCARBON RANGE
001	1	5 U	-

U indicates the compound was analyzed for but not detected at a concentration above the detection limit for that compound, based on dilution.

Analytical Technologies, Inc.

ATI I.D.# 05713

QUALITY CONTROL DATA
MATRIX SPIKE/MATRIX SPIKE DUPLICATES

CLIENT: CITY OF POWAY
PROJECT: N/A

SAMPLE MATRIX: SOIL
DATE ANALYZED: 3-01-87
UNITS: mg/Kg

COMPONENT	SPIKE ADDED	1ST RESULT	1ST RESULT'S % RECOVERY *	2ND RESULT	2ND RESULT'S % RECOVERY	RPD **
DIESEL	240	221	92	234	97	5.7

$$* \ \% \text{ RECOVERY} = \frac{(\text{SPIKE SAMPLE RESULT} - \text{SAMPLE RESULT})}{\text{SPIKE ADDED}} \times 100$$

$$** \ \text{RPD (RELATIVE PERCENT DIFFERENCE)} = \frac{\text{1ST RESULT} - \text{2ND RESULT}}{\text{AVERAGE RESULT}} \times 100$$

3D

3/12/87 05713

Analytical Technologies, Inc.

San Diego ● Phoenix ● Seattle

Chain of Custody

DATE 26 Feb 87 PAGE _____ OF _____

PROJ. MGR. DAVID SWANSON
COMPANY CITY OF POWAY
ADDRESS 13325 CIVIC CENTER DR.
POWAY CA 92064
748-6600
SAMPLERS (SIGNATURE) (PHONE NO.)

SAMPLE ID.	DATE	TIME	MATRIX	LAB ID.	BASE/NEU/ACID CMPDS. GC/MS/ 625/8270	VOLATILE CMPDS. GC/MS/ 624/8240	PESTICIDES/PCB 608/8080	POLYNUCLEAR AROMATIC 610/8310	PHENOLS, SUB PHENOLS 604/8040	HALOGENATED VOLATILES 601/8010	AROMATIC VOLATILES 602/8020	TOTAL ORGANIC CARBON 415/9060	TOTAL ORGANIC HALIDES 9020	PETROLEUM HYDROCARBONS 418			PRIORITY POLLUTANT METALS (13)	CAM METALS (18) TTLC/STLC	EP TOX METALS (8)	SWDA-INORGANICS PRIMARY/SECONDARY	HAZARDOUS WASTE PROFILE				NUMBER OF CONTAINERS
	2-26	3:30	SOIL											X											

PROJECT INFORMATION	SAMPLE RECEIPT	
PROJECT:	TOTAL NO. OF CONTAINERS	
PO NO.	CHAIN OF CUSTODY SEALS	
SHIPPING ID. NO.	REC'D GOOD CONDITION/COLD	
VIA:	CONFORMS TO RECORD	
	LAB NO.	

SPECIAL INSTRUCTIONS/COMMENTS:

RELINQUISHED BY 1.	RELINQUISHED BY 2.	RELINQUISHED BY 3.
(Signature) (Time)	(Signature) (Time)	(Signature) (Time)
(Printed Name) (Date)	(Printed Name) (Date)	(Printed Name) (Date)
(Company)	(Company)	(Company)
RECEIVED BY 1.	**RECEIVED BY 2.**	**RECEIVED BY (LABORATORY) 3.**
(Signature) (Time)	(Signature) (Time)	(Signature) (Time)
(Printed Name) (Date)	(Printed Name) (Date)	(Printed Name)
(Company)	(Company)	ANALYTICAL TECHNOLOGIES, INC.

DIANE LINCOLN
ATI

CITY OF POWAY

BRUCE TARZY, Mayor
BOB EMERY, Deputy Mayor
LINDA BRANNON, Councilwoman
DON HIGGINSON, Councilman
CARL R. KRUSE, Councilman

Feburary 23, 1987

County Of San Diego
Department of Health Services
H M M U - 1700 Pacific Highway
San Diego, Ca. 92101-2489

ATTN: Ms Vicki Church/Mr. Jim Frank

SUBJECT: Removal of Existing Tank at City of Poway Maintenance Bldg.

On Jan. 26,1987, the City filed a summary report, upon discovering of contaminated soil, once the existing 550 Gal. tank was removed.

Two samples of the soil was submitted to "Analytical Technologies, Inc." for testing (see attached sketch for locations of these samples)

Enclosed is a copy of the test results for your evaluation.

Due to safety reasons, the City of Poway is very anxious to fill the excavated trench (13'± deep) as soon as possible. Therefore, we would appreciate your expediting any input and/or procedures that may be necessary, in order to reach a final solution as expeditiously as possible.

Sincerely Yours,

Javid Siminou, Assoc CE Eng.

C/C A.D.A.
Les Burgland

Analytical Technologies, Inc. Corporate Offices: 5550 Morehouse Drive San Diego, CA 92121 (619) 458-9141

ATI I.D.# 02205

February 13, 1987

RECEIVED
FEB 18 1987
PUBLIC SERVICES DEPT.

City of Poway
13325 Civic Center Drive
Poway, CA 92064

Project: Fueling Facility

Attention: Javid Simina

On January 22, 1987, Analytical Technologies, Inc. received two (2) soil samples for analyses. The samples were analyzed for organic lead (Pb), fuel hydrocarbons, and benzene, toluene, ethylbenzene, & xylenes.

The organic lead was analyzed using atomic absorption/graphite furnace in accordance with EPA method 7421.

The fuel hydrocarbons were analyzed by using gas chromatography/flameionization detection in accordance with EPA method 8015 (modifed for fuel analysis). Benzene, toluene, ethylbenzene, and xylenes were analyzed by using gas chromatography/photoionization detection in accordance with EPA method 8020. Sample results have been corrected for constituents found in the reagent blank.

The results of these analyses and the quality control data are enclosed.

Patricia A. Schroder
GC Supervisor

Richard M. Amano
Laboratory Manager

PS:mag

Enclosures

NOTE: The samples from this project will be disposed of thirty (30) days from the date of this report. If an extended storage period is required, please contact our sample control department before the scheduled disposal date.

Analytical Technologies, Inc.

RECEIVED
FEB 18 1987
PUBLIC SERVICES DEPT.

ATI I.D.# 02205

DATA SHEET

CLIENT: City of Poway
PROJECT: Fueling Facility

SAMPLE MATRIX: Soil
DATE RECEIVED: 1-22-87
UNITS: mg/Kg

ATI I.D.	CLIENT I.D.	ORGANIC LEAD
001	Bottom of Ditch	0.17
002	Sides of Ditch	< 0.10

QUALITY CONTROL

ANALYSIS	DATE	SAMPLE I.D.	SAMPLE	DUPLICATE SAMPLE	RPD (%)	SAMPLE I.D.	SPIKED SAMPLE	AMOUNT SPIKED	% RECOV.
Org. Pb	2/04	02205-02	< 0.10	< 0.10	N/A	02205-02	11.4	12.5	91

Analytical Technologies, Inc.

ATI I.D.# 02205-001-002

RECEIVED
FEB 18 1987
PUBLIC SERVICES DEPT.

FUEL HYDROCARBONS
DATA SHEET

CLIENT: City of Poway
PROJECT: Fueling Facility
SAMPLE MATRIX: Soil
EPA METHOD: Modified 8015
TECHNIQUE: GC/FID

DATE SAMPLED: 1-22-87
DATE RECEIVED: 1-22-87
DATE EXTRACTED: 1-28-87
DATE ANALYZED: 1-29-87
UNITS: mg/Kg as diesel

ATI I.D.	CLIENT I.D.	FUEL HYDROCARBONS	HYDROCARBON RANGE	
001	Bottom of Ditch	3300	C8 - C20	Backfill
002	Sides of Ditch	Composite 190	C9 - C14	

Analytical Technologies, Inc.

ATI I.D.# 02205

RECEIVED
FEB 18 1987
PUBLIC SERVICES DEPT.

QUALITY CONTROL DATA
MATRIX SPIKE/MATRIX SPIKE DUPLICATES

CLIENT: City of Poway
PROJECT: Fueling Facility
EPA METHOD: Modified 8015

SAMPLE MATRIX: Soil
DATE ANALYZED: 1-29-87
UNITS: mg/Kg

COMPONENT	SPIKE ADDED	1ST RESULT	1ST RESULT'S % RECOVERY*	2ND RESULT	2ND RESULT'S % RECOVERY	RPD**
Diesel	300	331	110	254	85	26

* % Recovery = $\frac{\text{(Spike sample result - Sample result)}}{\text{Spike Added}} \times 100$

** RPD (Relative Percent Difference) = $\frac{\text{1st Result - 2nd Result}}{\text{Average Result}} \times 100$

Analytical Technologies, Inc.

ATI I.D.# 02205-001

RECEIVED
FEB 18 1987
PUBLIC SERVICES DEPT.

BENZENE, TOLUENE, ETHYLBENZENE, & XYLENES
DATA SUMMARY
(EPA METHOD 8020)

CLIENT :	City of Poway	PROJECT:	Fueling Facility
SAMPLE I.D.:	Bottom of Ditch	DATE SAMPLED:	1-22-87
SAMPLE MATRIX:	Soil	DATE RECEIVED:	1-22-87
UNITS:	mg/Kg	DATE ANALYZED:	1-27-87
DILUTION:	10		

	DETECTION LIMITS	SAMPLE RESULTS
BENZENE	0.25	U
TOLUENE	0.25	2.4
ETHYLBENZENE	0.25	2.2
META XYLENE	0.25	7.7
ORTHO & PARA XYLENE	0.25	8.6

Surrogate Percent Recovery:

BROMOCHLOROMETHANE	102 %
TRIFLUOROTOLUENE	74 %

U indicates the compound was analyzed for but was not detected.

Analytical Technologies, Inc.

ATI I.D.# 02205-002

RECEIVED
FEB 18 1987
PUBLIC SERVICES DEPT.

BENZENE, TOLUENE, ETHYLBENZENE, & XYLENES
DATA SUMMARY
(EPA METHOD 8020)

CLIENT : City of Poway
SAMPLE I.D.: Sides of Ditch
SAMPLE MATRIX: Soil
UNITS: mg/Kg
DILUTION: 1

PROJECT: Fueling Facility
DATE SAMPLED: 1-22-87
DATE RECEIVED: 1-22-87
DATE ANALYZED: 1-27-87

	DETECTION LIMITS	SAMPLE RESULTS
BENZENE	0.025	U
TOLUENE	0.025	U
ETHYLBENZENE	0.025	U
META XYLENE	0.025	U
ORTHO & PARA XYLENE	0.025	U

Surrogate Percent Recovery:

BROMOCHLOROMETHANE	73 %
TRIFLUOROTOLUENE	74 %

U indicates the compound was analyzed for but was not detected.

Analytical Technologies, Inc.

ATI I.D.# 02205-RB 1/27

RECEIVED
FEB 18 1987
PUBLIC SERVICES DEPT.

BENZENE, TOLUENE, ETHYLBENZENE, & XYLENES
DATA SUMMARY
(EPA METHOD 8020)

CLIENT : City of Poway
SAMPLE I.D.: Reagent Blank
SAMPLE MATRIX: Soil
UNITS: mg/Kg
DILUTION: 1

PROJECT: Fueling Facility
DATE SAMPLED: 1-22-87
DATE RECEIVED: 1-22-87
DATE ANALYZED: 1-27-87

	DETECTION LIMITS	SAMPLE RESULTS
BENZENE	0.025	U
TOLUENE	0.025	0.06
ETHYLBENZENE	0.025	0.25
META XYLENE	0.025	0.17
ORTHO & PARA XYLENE	0.025	0.17

Surrogate Percent Recovery:

BROMOCHLOROMETHANE	113 %
TRIFLUOROTOLUENE	100 %

U indicates the compound was analyzed for but was not detected.

Chain of Custody Record

02205

Analytical Technologies, Inc.
San Diego, CA • Los Angeles, CA • Phoenix, AZ • Seattle, WA

DATE 1/22/87 PAGE 1 OF 1

CLIENT City of Poway
ADDRESS 13325 Civic Center Dr
Poway, Ca. 92064
PROJECT Existing Facility
SAMPLERS (SIGNATURE)

SAMPLE NO	DATE	TIME	LOCATION	CAM METALS (18)	PR. POLLUTANT METALS (13)	GENERAL MINERALS	OIL & GREASE	PETROLEUM HYDROCARBONS	BASE/NEU/ACIDS (ORGANICS)	PESTICIDES	VOLATILE ORGANICS (601/602)	VOLATILE ORGANICS (624)	TOC/TOX	OTHER: 8020 - BTXE	OTHER: Aq. Pb	OTHER: Fuel F.P. (Mod)				NUMBER OF CONTAINERS	OBSERVATIONS/ COMMENTS
#1	1/22/87	8:30A	Bottom of Ditch											X	X	X				1	
#2	1/22/87	8:30A	Side of Ditch											X	X	X				1	

RECEIVED
JAN 28 1987
PUBLIC SERVICES DEPT.

RELINQUISHED BY	DATE	RECEIVED BY	DATE	RELINQUISHED BY	DATE	RECEIVED BY	DATE
Signature: JAVID SIMMON	TIME	Signature: M. E. Shigley	1/22/87 TIME 1:20 PM	Signature	TIME	Signature	TIME
Printed Name: JAVID SIMMON		Printed Name: M. E. Shigley		Printed Name		Printed Name	
Company: City of Poway		Company: Analytical Tech Inc		Company		Company	
RELINQUISHED BY	DATE	RECEIVED BY	DATE	RELINQUISHED BY	DATE	RECEIVED BY (laboratory)	DATE
Signature	TIME	Signature	TIME	Signature	TIME	Signature: Diane Lincoln	1/22/87 TIME 1:00 PM
Printed Name		Printed Name		Printed Name		Printed Name: DIANE LINCOLN ATI	
Company		Company		Company		Analytical Technologies, Inc.	

2 TOTAL NUMBER OF CONTAINERS

METHOD OF SHIPMENT

SPECIAL SHIPMENT/HANDLING OR STORAGE REQUIREMENTS

Report to
JAVID SIMMON
748-0600
Xn. 222

DISTRIBUTION: WHITE, CANARY - ANALYTICAL TECHNOLOGIES, INC. • PINK - ORIGINATOR

BRUCE TARZY, Mayor
BOB EMERY, Deputy Mayor
LINDA BRANNON, Councilwoman
DON HIGGINSON, Councilman
CARL R. KRUSE, Councilman

CITY OF POWAY

TO578
14415 Lake Poway Rd.
C1506

January 26, 1987

County of San Diego
Department of Health Services
HMMU - 1700 Pacific Highway
San Diego, CA 92101-2489

Attention: Ms. Vicki Church

Subject: Tank Removal - City of Poway Maintenance Building

Dear Ms. Church:

On January 16, 1987, a 550 gallon underground fueling tank, located at the maintenance building, was removed. The following report is filed (as per your instructions) to summarize the observation and steps taken:

The City has excavated the trench to a depth of about 13 feet; (5 feet below the bottom of the existing tank). The contaminated soil removed from the trench is stockpiled on plastic sheets at the City's sewer treatment plant south of Poway Road, 1/2 mile east of I-15. The uncontaminated soil is stockpiled separately.

The following detail is offered on the observation and remedial steps to be taken:

a. The hazardous substance stored in the tank was gasoline to be used by City vehicles. Concentration and quantity of release is not known.

b. Two samples of the soil (one from the walls of the trench and one from the bottom of the trench at about 13 feet deep) will be taken for the following lab analyses:

   1. Hydrocarbon (APA Method 8015)
   2. BTX (APA Method 8020)
   3. Organic Lead

These tests should reveal the extent of soil contamination.

c. The trench was excavated an additional 5 feet (below the bottom of the tank) to a depth of about 13 feet. The contaminated soil was removed and stockpiled on plastic sheets at the City's sewer treatment plant. The entire removal was handled by City forces.

d. The contaminated soil (already removed) will be left in place for about 90 days. At that time additional tests will be performed to analyze the extent of contamination.

e. The removed 550 gallon tank was operated by the City of Poway (telephone 748-6600)

The two soil samples will be tested by Analytical Technology (telephone 458-9141). The result of the lab tests is estimated to be available by February 5, 1987.

Sincerely yours,

PUBLIC SERVICES DEPARTMENT

David Siminou
Associate Civil Engineer

JS:mh

☆AMERICAN ENVIRONMENTAL☆

H05397
File
3/07

TEST CERTIFICATE

Tank Owner: City of Poway
Address: P.O. Box 789
City, State: Poway, CA 92064
Contact Person: Attn: Mike Lessig
Telephone: 619 748-6600
Tank Address: 14415 Lake Poway Road
City, State: Poway, CA 92064
Test Method: Horner EZY -Chek 1
Test Date: 11/7/96

Tank	Capacity	Product	Tank Result	Line Result	Leak Det Result
#1	10,000	Diesel	Passed -.0007	Passed	Passed
#2	6,000	Diesel	Passed -.00136	Passed	Passed

Remarks: This is to certify that the above tanks and associated piping systems are tight and meet the criteria established by the NFPA pamphlet 329.

Approval Shannon L. Fry CA 93-1406 Signature

2058 N. Mills Ave. Ste. 452 Claremont, CA 91711 800-738-2600 Fax 909-931-2491

TANK INTEGRITY TEST REPORT

HAZARDOUS MATERIALS MANAGEMENT DIVISION

OFFICE USE ONLY

Est. # H _____ Date Rec __/__/__ Tester on file y / n

TANK LOCATION	ADDRESS	14415 Lake Poway RD.	
	CITY	POWAY Ca. 92064	ZIP 92064
TANK OPERATOR	NAME	City of Poway Veh. Maint	PHONE (619 748-6600
TANK OWNER	NAME		PHONE ( )
	ADDRESS	Same.	
	CITY		ZIP

Reason for Tank System Testing: ☒ Annual test ☐ Retest After Repair ☐ Suspected Leak

☐ Triannual Product Suction/Remote Fill Line ☐ Annual Product Pressure Line ☐ Other _____

PRESENCE OF GROUNDWATER MUST BE DETERMINED OR TEST RESULTS WILL BE INVALID

Method for determining groundwater in tank excavation OBSERVATION Well

Was groundwater encountered in tank excavation? ☐ Yes ☒ No

If yes, state groundwater compensation procedure used N/A

Automatic Line Leak Detector Tested in accordance with CCR Section 2641 (l) ☑ Yes ☐ No

Type of Product Line/Fill Delivery: ☒ Pressurized ☐ Remote Fill ☐ Suction ☐ Other _____

Type of Spill/Overfill Prevention: ☒ Positive Shut Off ☐ Ball Floats ☐ High Level Alarm

Tank No.	Tank Capacity	Tank Content	Product Line		Overfilled Tank Test Including Vent, Vapor, Fill		Underfilled Tank Test (spill/overfill prevention equipment Required)		Test Date
			Gal/Hour	Pass/Fail	Gal/Hour	Pass/Fail	Gal/Hour	Pass/Fail	
1	10,000	Diesel	0	PASS	.0087	PASS			11/7/96
2	6,000	Gasoline	.0057	PASS	.0136	PASS			11/7/96

These test results have been conducted and performed, by a tester certified according to the requirements of the tank test equipment manufacturer. The tester is licensed by the Water Resources Control Board Office of Tank Tester Licensing and meets the requirements of Subchapter 17, Title 23, of the CA Code of regulations (Effective January 1, 1990). The tank owner has been notified of these results, and has been advised of the reporting requirements for integrity testing. This UST tightness test is approved by the State Water Resources Control Board(SWRCB), has received third party verification, and meets its applicable limitations.

Testing company Earth Science Tech. I

Name of Test Equipment Horner EZY Chek Method I

Name of Licensed Tester [redacted] License No. 93-1156

Signature of tester [redacted] Date 11/7/96

COUNTY OF SAN DIEGO
DEPARTMENT OF HEALTH SERVICES
ENVIRONMENTAL HEALTH SERVICES

HAZARDOUS MATERIALS MANAGEMENT DIVISION
P.O. BOX 85261
SAN DIEGO, CA. 92186-5261 (619) 338-2222

DHS:HM-965 (REV 7/92)

11-7-96
Order Date

City of Poway Veh. Maint.
Company Name

14415 Lake Poway Rd.
Address

Poway CA 92064
City Zip

Contact Person Phone Number

TEST INFORMATION

	Serial Number	Resiliency	Opening Time	Test Leak Rate Ml/Min	Functional Element Holding PSI	Metering PSI	Pass or Fail
1	unk	61	2	139	10	10	Pass
2	unk	57	2	139	12	10	Pass
3							
4							
5							
6							
7							

chnician Performing Test [signature]

Lic# 93-1406

pe of Leak Detectors tested (check one)

XLD ~~P/N~~ 116036 ☐ XLP P/N 116035 ☐ BFLD (XL Model) P/N 116039
DLD P/N 116017 ☐ PLD P/N 116030 ☐ BFLD P/N 116012
OTHER_____

EARTH SCIENCE TECHNOLOGY
DATA CHART FOR TANK SYSTEM TIGHTNESS TEST

CLIENT/SITE Citgo Pump # Wal-Mart
ADDRESS 1WWT Lake Road T-1

PRODUCT LINE TESTING — TEST

Time (Military)	Reading No	PRODUCT MONITORING ON LL: Start	End	+ Gain - Loss	X Factor A	Product + Gain - Loss
1200	12	11	11		.0037	4
10	13	11	11		.0037	5
20	14	11	11		.0037	3
30	15	11	11		.0037	2
40	16	11	11		.0037	3
50	17	11	11		.0037	3

PRODUCT LINE TESTING — MONITOR

Time (Military)	Reading No	PRODUCT MONITORING ON LL: Start	End	+ Gain - Loss	X Factor A	Product + Gain - Loss
1300	1	11	11		.0037	6
10	2	11	11		.0037	0
20	3	11	11		.0037	0

1200

Time (Military)	Product Monitoring on LLR: Start	End	+ Gain - Loss	X Factor A	Product + Gain - Loss	Temperature Compensation A: Start	End	+ Gain - Loss	X Factor B	+ Expansion - Contraction	Temperature Compensation B: Start	End	+ Gain - Loss	X Factor B	+ Expansion - Contraction	Net Vol Change: LLR
1205	16	16	0	.00833	0	108	109	+001	4.5	+.0045						-0045
10	16	16	0		0	109	110	+001		+.0045						-0045
25	16	16	0		0	110	110	0		0						0
30	16	17	+1		+.00833	110	111	+001		+.0045						-0038
35	17	17	0		0	111	111	0		0						0
40	17	17	0		0	111	111	0		0						0
45	17	17	0		0	111	111	0		0						0

MONITOR RESULTS

Leakage Indicated	Standard Deviation
-.0014	.00 2401

Time (Military)	Product Monitoring on LLR: Start	End	+ Gain - Loss	X Factor A	Product + Gain - Loss	Temperature Compensation A: Start	End	+ Gain - Loss	X Factor B	+ Expansion - Contraction	Temperature Compensation B: Start	End	+ Gain - Loss	X Factor B	+ Expansion - Contraction	Net Vol Change: LLR
50	17	17	0	.00833	0	111	111	0	4.5	0						0
55	17	17	0		0	111	111	0		0						0
1300	17	17	0		0	111	111	0		0						0
05	17	17	0		0	111	111	0		0						0
10	17	17	0		0	111	111	0		0						0
15	17	18	+1		+.00833	111	112	+001		+.0045						-.0038
20	18	18	0		0	112	112	0		0						0
25	18	18	0		0	112	112	0		0						0
30	18	18	0		0	112	112	0		0						0
35	18	18	0		0	112	112	0		0						0
40	18	18	0		0	112	112	0		0						0
45	18	18	0		0	112	113	+001		+.0045						-.0045

TEST RESULTS

Leakage Indicated	Standard Deviation
-.0007	.00163

TEST CALIBRATION
BEGIN 16 TO 23 = 6
16 TO 23 = 6
16 TO 23 = 6

MEASURED SPECIFIC GRAVITY 32.0
PRODUCT TEMPERATURE 71°
API SPECIFIC GRAVITY @ 60°F 31.7
COEFFICIENT OF EXPANSION .0004 5

Calibration Roc .05 6 lines = FACTOR A .00833

Size of Tank 10,000 x Coefficient of Expansion .0004 5 = FACTOR B 4.5

Tank No. 1
Tight O.K. 5.7 LIC #93-1406
Leakage Indicated -.0007 G.A.L.
Technician Shawn
Date Tested 11-2-96

EARTH SCIENCE TECHNOLOGY
DATA CHART FOR TANK SYSTEM TIGHTNESS TEST

1200

Time (Military)	Product Monitoring on LLR: Start	End	+ Gain - Loss	X Factor A	Product + Gain - Loss	Temperature Compensation A: Start	End	+ Gain - Loss	X Factor B	+ Expansion - Contraction	Temperature Compensation B: Start	End	+ Gain - Loss	X Factor B	+ Expansion - Contraction	Net Vol Change: LLR
1145	61	61	0	.00278	0	100	101	0	4.14	0						0
50	61	61	0		0	101	101	0		0						0
55	61	61	0		0	101	101	0		0						0
1200	61	61	0		0	101	101	0		0						0
05	61	61	0		0	101	101	0		0						0
10	61	61	0		0	101	101	0		0						0
15	61	61	0		0	101	101	0		0						0

MONITOR RESULTS

Leakage Indicated	Standard Deviation
0	0

Time (Military)	Product Monitoring on LLR: Start	End	+ Gain - Loss	X Factor A	Product + Gain - Loss	Temperature Compensation A: Start	End	+ Gain - Loss	X Factor B	+ Expansion - Contraction	Temperature Compensation B: Start	End	+ Gain - Loss	X Factor B	+ Expansion - Contraction	Net Vol Change: LLR
1153	61	61	0	.00278	0	101	101	0	4.14	0						0
55	61	61	0		0	101	101	0		0						0
1203	61	61	0		0	101	101	0		0						0
05	61	61	0		0	101	101	0		0						0
10	61	62	+1		+.00278	101	101	0		0						+.00278
15	62	62	0		0	101	101	0		0						0
20	62	62	0		0	101	101	0		0						0
25	62	62	0		0	101	101	0		0						0
30	62	62	0		0	101	102	+.001		+.00139						+.00139
35	62	62	0		0	102	102	-		0						0
40	62	62	0		0	102	102	0		0						0
45	62	62	0		0	102	102	0		0						0

TEST RESULTS

Leakage Indicated	Standard Deviation
.00139	.00144

TEST CALIBRATION
BEGIN 61 TO 70 = 9
61 TO 70 = 9
61 TO 70 = 9

MEASURED SPECIFIC GRAVITY 62.0
PRODUCT TEMPERATURE 75°
API SPECIFIC GRAVITY @ 60°F 61.7
COEFFICIENT OF EXPANSION .00069

Calibration Rod 1025 . 9 lines = .00278 FACTOR A

Size of Tank 1000 x Coefficient of Expansion .00069 = 4.14 FACTOR B

Tank No 2
Tight 0.0 > by 0.2 @ 95-100°
Leakage Indicated .00139 0.0
Technician
Date Tested 11-7-92

PRODUCT LINE TESTING
PRODUCT MONITORING ON LL

Time (Military)	Reading No	Start	End	+ Gain - Loss	X Factor A	Product + Gain - Loss
1230	1	75	79	0	.0037	0
40	2	75	79	0	.0037	0
50	3	77	78	-.001	.0037	-.0037
1300	4	74	79	0	.0037	0
10	5	79	79	0	.0037	0
20	6	79	78	0	.0037	0

TEST ..... -.0037

CLIENT/SITE City of Pharr
ADDRESS 14415 Cage Rd

PRODUCT LINE TESTING
PRODUCT MONITORING ON LL

Time (Military)	Reading No	Start	End	+ Gain - Loss	X Factor A	Product + Gain - Loss
1120	1	75	79	0	.0037	0
10	2	79	75	0	.0037	0
20	3	79	75	0	.0037	0

MONITOR 0

CLIENT:
OWNER OR DEALER: City of Poway
ADDRESS (NO. & STREET): 14415 Lake Poway Rd
CITY AND STATE: Poway Ca. 92064

DATE OF TEST: 11-9-96
WEATHER: Clear
TEMPERATURE: 93°

TANK INFORMATION: TANK NO. 2 OF 2
CAPACITY (NOMINAL): 6,000 GALS.
CAPACITY (CHART): 6,000 GALS.
DIMENSIONS: DIAMETER: 96 IN.

SIZE OF TEST OPENING: 4"
TOP OFF TIME: 11-6-96
GALLONS: -
GALLONS TO START TEST: -

CONTENTS: Gasoline
TANK MATERIALS: Steel
APPROXIMATE AGE: unk
PUMP SYSTEM (TYPE): Turbine

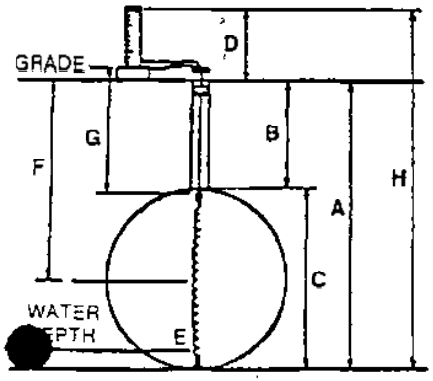

A. Tank Bot. to Grade	120"
B. Tank Top to Grade	24"
C. Tank Diameter	96"
D. Test Level Above Grade	35"
E. Depth of Water in Tank	5"
F. Depth for Taking Sample	85"
G. Temp. Probe Depth (connector)	72"
H. Test Level to Tank Bottom	26"
I. Ground Water (height on tank)	155"
J. Product Pressure per 1" Height	.026

$\frac{155}{H} \times \frac{.026}{J} - \left(\frac{0}{I} \times .036\right) = 4.03$ NET TEST PRESSURE

NOTES:

LAYOUT CHART SYMBOLS:

- T- TANK NUMBER
- TEST OPENING
- DISPENSER
- T TURBINE
- LINE TEST ATTACHED
- MANIFOLD
- EMERGENCY SHUT-OFF
- V VENT PIPE

- U — UNLEADED
- S — PREMIUM
- R — REGULAR
- D — DIESEL
- WO — WASTE OIL
- N — NEW OIL
- X — OTHER (SPECIFIY)

CLIENT:
OWNER OR DEALER City of Poway
ADDRESS (NO. & STREET) 14911 Cape Poway Rd.
CITY AND STATE Poway Ca. 92064

DATE OF TEST 11-7-96
WEATHER CLEAR
TEMPERATURE 81°

TANK INFORMATION: TANK NO. 1 OF 2
CAPACITY (NOMINAL) 10,000 GALS.
CAPACITY (CHART) 10,000 GALS.
DIMENSIONS: DIAMETER 96 IN.

SIZE OF TEST OPENING 4"
TOP OFF TIME 11-6-96
GALLONS ~~Diesel~~
GALLONS TO START TEST 0

CONTENTS Diesel
TANK MATERIALS Steel
APPROXIMATE AGE unk - 84
PUMP SYSTEM (TYPE) Turbine

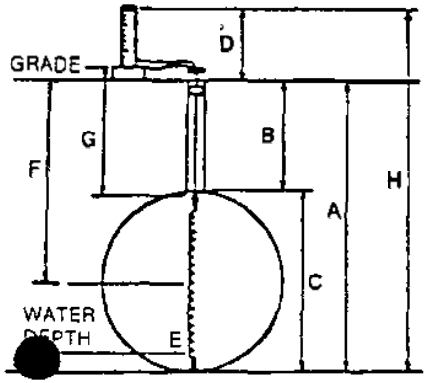

A. Tank Bot. to Grade	120 "
B. Tank Top to Grade	24 "
C. Tank Diameter	96 "
D. Test Level Above Grade	10 "
E. Depth of Water in Tank	0 "
F. Depth for Taking Sample	72 "
G. Temp. Probe Depth (connector)	28 "
H. Test Level to Tank Bottom	130 "
I. Ground Water (height on tank)	0 "
J. Product Pressure per 1" Height	.031 "

$\frac{130}{H} \times \frac{.031}{J} - \left(\frac{0}{I} \times .035\right) = \underset{\text{NET TEST PRESSURE}}{4.03}$

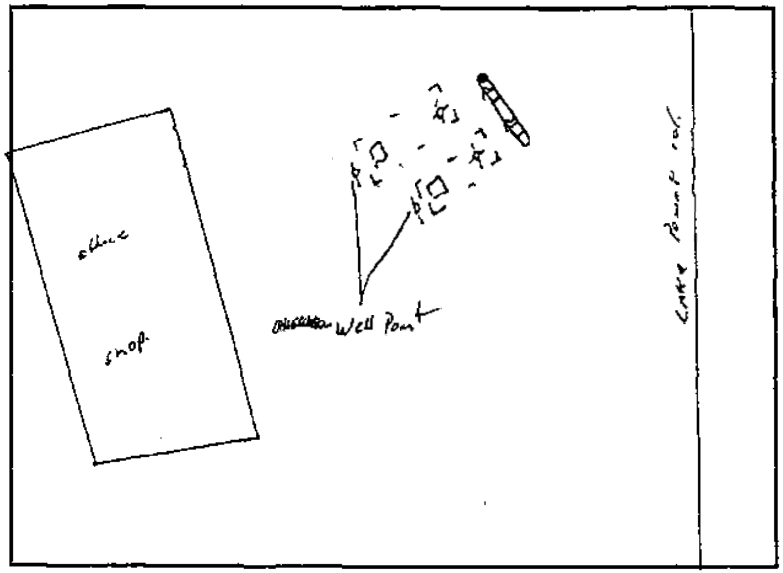

NOTES:

LAYOUT CHART SYMBOLS:

- T- TANK NUMBER
- TEST OPENING
- DISPENSER
- T TURBINE
- LINE TEST ATTACHED
- MANIFOLD
- EMERGENCY SHUT-OFF
- V VENT PIPE

- U — UNLEADED
- S — PREMIUM
- R — REGULAR
- D — DIESEL
- WO — WASTE OIL
- N — NEW OIL
- X — OTHER (SPECIFIY)

COUNTY OF SAN DIEGO

file

COMPLIANCE INSPECTION REPORT

EST. NUMBER H 05397
DATE 2/8/96
PAGE 1 OF 2
BUS CODE K29
SPECIALIST Michelle Chairs
CONTACT Craig Winder
TITLE Mechanic
PHONE

BUSINESS NAME Public Ser Dept. City Poway
ADDRESS 14415-45 Lake Poway Rd
CITY/ZIP Poway 92064

On the above date an inspection of your business/facility was conducted in order to determine compliance with the California Health and Safety Code (H&S) Chapters 6.5, 6.7, 6.95; Titles 19, 22 and 23 of the California Code of Regulations (CCR); and the San Diego County Code (SDCC). The following remarks are intended to provide guidance to correct the violations noted on the attached violation report.

Processed 3/28/96 MSC

Office Use Only

Routine Inspection: FEB 27 1996

Observation: Annual calibration records were not available on-site for dispenser pumps.
Corrective Action: Perform annual calibration and submit to HMMD, my attention, within 30 days.
Observation: A written underground storage tank monitoring procedure and emergency response plan needs to be completed and submitted to HMMD.
Corrective Action: Complete forms provided and submit to HMMD, my attention, within 30 days.
Observation: Training program is not adequate to ensure employees can adequately respond to emergencies.
Corrective Action: Train employees at least annually in the handling & disposal procedures for hazardous matls./wastes & emergency response actions. Use matl. safety data sheets as part of training. Document with topics reviewed, date, and each employee's signature.
Observation: Waste antifreeze ~~in~~ container and 12 drums of paint waste were not properly identified.
Corrective Action: Provide label on each waste container which describes the physical state, composition, hazard properties, generator information, and accumulation start date (date waste is first placed into container).

Signature of Business Representative

Supervisor
Title

Department of Environmental Health, Hazardous Materials Management Division, P.O. Box 85261, San Diego, CA, 92186-5261

(619) 338-2222

DEH:HM-924 (5/95) NCR

DISTRIBUTION: WHITE-RETURN TO HMMD
YELLOW-BUSINESS RETAINS

County of San Diego
Department of Environmental Health

COUNTY OF SAN DIEGO

EST. NUMBER H 05397

COMPLIANCE INSPECTION REPORT

DATE 2 / 8 / 96

PAGE 2 OF 2

BUSINESS ADDRESS: 14415-45 Lake Poway Rd Poway 92064

VIOLATION REPORT: The items checked below refer to specific section numbers of Titles 19/22/23 of the California Code of Regulations (CCR), Chapters 6.5, 6.7, 6.95 of the Health and Safety Code (HSC), and/or the San Diego County Code (SDCC).

I HAZARDOUS WASTE REQUIREMENTS:

RECORD KEEPING

- [ ] Health Permit not obtained SDCC 68.905 — V0108 W
- [ ] No EPA Identification Number 66262.12 — V0105 W
- [ ] Waste Manifests/Receipts not on-site for 3 years 66262.40 — V0118 W
- [ ] Manifest not properly completed 66262.23 — V0120 W
- [ ] Manifest copy not sent to CAL-EPA 66262.23 — V0115 W
- [ ] TSDF signed-manifest not on-site 66262.40 — V0121 W
- [ ] Biennial report not sent to CAL-EPA 66262.41 — V0122 W
- [ ] LDR Documentation not available 66268.7 — V0123 W
- [ ] Exception Rpt. not filed with CAL-EPA 66262.42 — V0116 W
- [ ] Operating TSDF without authorization 25201 — V0124 W

STORAGE AND HANDLING

- [ ] Waste stored longer than 90 days 66262.34 — V0221 W
- [X] Waste container missing/improperly labeled 66262.34 — V0222 W
- [ ] Haz Materials not properly labeled 25124 — V0223 W
- [ ] Waste container not kept closed 66265.173 — V0202 W
- [ ] Waste container in poor condition 66265.171 — V0205 W
- [ ] Waste container(s) not properly managed 66265.173 — V0210 W
- [ ] Damaged container not repackaged 66265.171 — V0226 W
- [ ] Container incompatible with waste 66265.172 — V0207 W
- [ ] Incompatibles in the same container 66265.177 — V0224 W
- [ ] Incompatibles not stored separately 66265.177 — V0213 W
- [ ] Ignitible Wastes less than 50 feet 66265.176 — V0214 W
- [ ] Ignitible Wastes not grounded 66265.31 — V0215 W
- [ ] Storage area not inspected weekly 66265.174 — V0216 W

DISPOSAL AND TRANSPORTATION

- [ ] Unauth. disposal of waste to ____ 25189.5 — V0313 W
- [ ] Waste determination not made 66262.11 — V0319 W
- [ ] Unlawful transport of haz. waste 25163 — V0315 W
- [ ] Waste transported without manifest 66262.20 — V0316 W
- [ ] No Extremely Haz. Waste Permit 67430.1 — V0317 W

TRAINING, CONTINGENCY PLAN & EMERGENCY PROCEDURES

- [X] Training records unavailable 66265.16 — V0405 W
- [X] Training program not adequate 66265.16 — V0406 W
- [ ] Facility not designed to minimize release 66265.31 — V0501 W
- [ ] Spill control equip not available 66265.32 — V0508 W
- [ ] Aisle space is obstructed 66265.35 — V0509 W
- [ ] Contingency plan not prepared and/or on file 66265.51, 66265.53 — V0809 W

MISCELLANEOUS

- [ ] Waste oil contaminated 25250.7 — V0225 W
- [ ] Used oil filters improperly managed 66266.130 — V0701 W
- [ ] Damaged batteries improperly managed 66266.81 — V0702 W

II UNDERGROUND STORAGE TANK (UST) REQUIREMENTS:

GENERAL UST REQUIREMENTS

- [ ] Health Permit not obtained 68.1005, 25284 — V3002 T
- [ ] Repair/modify/close permit not obtained 68.1005 — V3007 T
- [ ] UST Permit Application not submitted 25286(a) — V3010 T
- [ ] Operating permit conditions violated 2712 — V3011 T
- [ ] Failed to notify HMMD of changes 25284 — V3012 T
- [ ] No owner/operator agreement 25293 — V3006 T
- [ ] No records of financial coverage 25292.2 — V3013 T
- [X] No maint/monit/calib records available 2712(b), 2641i — V3001 T

MONITORING REQUIREMENTS (SINGLE WALL)

- [ ] Leak Detection Method does not meet performance standards 2643 — V3014 T
- [ ] Annual Integrity test not conducted 25292 — V3015 T
- [ ] Copy of tank test not submitted to HMMD within 30 days 2643 — V3016 T
- [ ] Manual tank gauging (<2000 gal) 2645 not done properly — V3017 T
- [ ] Reconciliation not done properly 2646 — V3018 T
- [ ] Reconciliation not approved for facility 2646 — V3019 T
- [ ] Dispenser meter(s) not calib annually 2646 — V3020 T
- [ ] Improper liquid measurements 2646 — V3021 T
- [ ] Stick in poor condition 2646 — V3022 T
- [ ] Improper monthly reconciliation 2646 — V3023 T
- [ ] Failed to report excessive variation 2646 — V3024 T
- [ ] Pressurized Product Piping Leak Device not tested annually 25292 — V3025 T

MONITORING REQUIREMENTS (DOUBLE WALL)

- [ ] Monitoring system not functional 2632 — V3026 T
- [X] No written monitoring procedure 2632 — V3027 T
- [X] Written response plan not available 2632 — V3028 T
- [ ] Spill/Overfill equip. not maintained or installed 2635 — V3029 T

RELEASE REPORTING

- [ ] Failure to report an unauthorized release 25295 — V3009 T
- [ ] Release record log not available 2651, 2650 — V3030 T
- [ ] No leak report/investigation/action 2652 — V3031 T

CLOSURE

- [ ] Temporary closure req. not completed 2671 — V3008 T
- [ ] Abandoned tank not properly closed 25298 — V3032 T
- [ ] Permanent closure req. not completed 2672 — V3033 T

III HAZARDOUS MATERIALS BUSINESS PLAN REQUIREMENTS:

RECORD KEEPING

- [ ] Health Permit not obtained SDCC 68.1105 — V2001 W
- [ ] Business Plan not established/implemented 25503.5 — V2002 W
- [ ] Business Plan not submitted to HMMD 25505 — V2007 W
- [ ] Business Plan not amended 25505 — V2003 W
- [ ] Personnel Training Records not available 2732 — V2302 W

RELEASE REPORTING

- [ ] Failure to report a release/threatened release 25507 — V2008 W

BUSINESS PLAN ELEMENTS

- [ ] Emergency Response Plan inadequate 25504 — V2201 W
- [ ] Emergency Contacts not provided/current 25509 — V2203 W
- [ ] Personnel Training Program inadequate 25504 — V2301 W
- [ ] Inventory is incomplete 25504 — V2005 W
- [ ] Site Map is not sufficient 25509 — V2202 W
- [ ] Acutely Haz. Mat. not registered 25533 — V2009 W

An inspection summary report will be mailed shortly. All violations must be corrected. Please call (619) 338-2222 if you have any questions.

ESTABLISHMENT REPRESENTATIVE

SUPERVISOR
TITLE

Department of Environmental Health, Hazardous Materials Management Division, P. O. Box 85261, San Diego, CA 92186-5261

DISTRIBUTION: WHITE-RETURN TO HMMD
YELLOW-BUSINESS RETAINS

DEH:HM-923 (Rev. 1/95) NCR

COUNTY OF SAN DIEGO

3/07 3/06 10

EST. NO. H 05397
DATE 3-5-97
TIME START 9:45 END 12:15
BUS. CODE 529
SPECIALIST John Kolb
CONTACT Mike Lessig
TITLE Manager
PHONE 748-6600

COMPLIANCE INSPECTION REPORT

BUSINESS NAME Public Service Dept, Poway
ADDRESS 14415-45 - Lake Poway Rd.
CITY/ZIP Poway - 748-6600

On the above date an inspection of your business/facility was conducted in order to determine compliance with the California Health and Safety Code (H&S) Chapters 6.5, 6.7, 6.95; Titles 19, 22 and 23 of the California Code of Regulations (CCR); and the San Diego County Code (SDCC). The following remarks are intended to provide guidance to correct the violations noted on the attached violation report.

Office Use Only

MAR 07 1997

Routine Inspection:

* The Health Permit is posted & current.
* The Business Plan is on site & certified as current.
* The MSA Tankgard System was tested and certified to be in good working order -
* Disposal receipts are on site for used oil & antifreeze.

At the east side of the shop ~~A~~ observed 12-55 gallon drums of unknown material - Mike Lessig stated they are for paint waste. None of the drums containing waste are labeled and 4 of the drums containing waste were open.

* Immediately, label all of the drums containing hazardous waste with complete Hazardous Waste labels and keep all drums closed unless adding ~~XXX~~ or removing waste. Note: All of the above mentioned drums are stored adjacent to a storm drain - recommend that the drums be relocated to an area away from all storm drains.

Signature of Business Representative

3-5-97
Date Signed

SUPERVISOR
Title

Department of Environmental Health, Hazardous Materials Management Division, P.O. Box 85261, San Diego, CA, 92186-5261

(619) 338-2222

DEH:HM-924 (Rev. 1/96) NCR

DISTRIBUTION: WHITE-RETURN TO HMMD
YELLOW-BUSINESS RETAINS

County of San Diego
Department of Environmental Health

COUNTY OF SAN DIEGO

EST. NO. H 05397
DATE 3-5-97
TIME START 945 END 1215
BUS. CODE K29
SPECIALIST John Kelch
CONTACT Mike Lessig
TITLE
PHONE

COMPLIANCE INSPECTION REPORT

BUSINESS NAME Poway Public Service Dept
ADDRESS 14415-45 Lake Poway Rd.
CITY/ZIP Poway Rd. 92064

On the above date an inspection of your business/facility was conducted in order to determine compliance with the California Health and Safety Code (H&S) Chapters 6.5, 6.7, 6.95; Titles 19, 22 and 23 of the California Code of Regulations (CCR); and the San Diego County Code (SDCC). The following remarks are intended to provide guidance to correct the violations noted on the attached violation report.

Office Use Only

(From Page 1)

* At the parking area for street sweepers is an area of stained blacktop appox. 6'x12'. It appears that the sweepers are leaking oil or diesel fuel to the ground. The sweepers are parked 10' from a storm drain. The staining goes directly into the storm drain.
1. recommend that the leaks in the sweepers be repaired and
2. relocate the sweepers away from the storm drain and use catch pans to manage any leakage.
* Acquire manifests for all past paint waste disposal and maintain on site for inspection review.

Signature of Business Representative | 3-5-97 Date Signed | SUPERVISOR Title

Department of Environmental Health, Hazardous Materials Management Division, P.O. Box 85261, San Diego, CA, 92186-5261

(619) 338-2222

DISTRIBUTION: WHITE-RETURN TO HMMD
YELLOW-BUSINESS RETAINS

DEH:HM-924 (Rev. 1/96) NCR

County of San Diego
Department of Environmental Health

COUNTY OF SAN DIEGO

COMPLIANCE INSPECTION REPORT

EST. NUMBER H 05397

DATE 3 / 5 / 97

PAGE 3 OF 3

BUSINESS ADDRESS: 14415-45 Lake Poway Rd. 92064

VIOLATION REPORT: The items checked below refer to specific section numbers of Titles 19/22/23 of the California Code of Regulations (CCR), Chapters 6.5, 6.7, 6.95 of the Health and Safety Code (HSC), and/or the San Diego County Code (SDCC).

I HAZARDOUS WASTE REQUIREMENTS:

RECORD KEEPING

- [ ] Health Permit not obtained SDCC 68.905 — V0108 W
- [ ] No EPA Identification Number 66262.12 — V0105 W
- [X] Waste Manifests/Receipts not on-site for 3 years 66262.40 — V0118 W
- [ ] Manifest not properly completed 66262.23 — V0120 W
- [ ] Manifest copy not sent to DTSC 66262.23 — V0115 W
- [ ] TSDF signed-manifest not on-site 66262.40 — V0121 W
- [ ] Biennial report not sent to DTSC 66262.41 — V0122 W
- [ ] LDR Documentation not available 66268.7 — V0123 W
- [ ] Exception Rpt. not filed with DTSC 66262.42 — V0116 W
- [ ] Operating TSDF without authorization 25201 — V0124 W

STORAGE AND HANDLING

- [ ] Waste stored longer than 90, 180, or 270 days 66262.34 — V0221 W
- [ ] Failure to clean up hazwaste off of floor surface 66262.10b — V0313 W
- [X] Waste container missing/improperly labeled 66262.34 — V0222 W
- [ ] Haz Materials not properly labeled 25124 — V0223 W
- [X] Waste container not kept closed 66265.173 — V0202 W
- [ ] Waste container in poor condition 66265.171 — V0205 W
- [ ] Waste container(s) not properly managed 66265.173 — V0210 W
- [ ] Damaged container not repackaged 66265.171 — V0226 W
- [ ] Container incompatible with waste 66265.172 — V0207 W
- [ ] Incompatibles in the same container 66265.177 — V0224 W
- [ ] Incompatibles not stored separately 66265.177 — V0213 W
- [ ] Ignitible Waste less than 50 feet 66265.176 — V0214 W
- [ ] Ignitible Waste not grounded 66265.31 — V0215 W
- [ ] Storage area not inspected weekly 66265.174 — V0216 W

DISPOSAL AND TRANSPORTATION

- [X] Unauth. disposal of waste to storm drain. 25189.5 — V0313 W
- [ ] Waste determination not made 66262.11 — V0319 W
- [ ] Unlawful transport of haz. waste 25163 — V0315 W
- [ ] Waste transported without manifest 66262.20 — V0316 W
- [ ] Extremely Haz Waste Permit not obtained 25205.7 — V0317 W

TRAINING, CONTINGENCY PLAN & EMERGENCY PROCEDURES

- [ ] Training records unavailable 66265.16 — V0405 W
- [X] Training program not adequate 66265.16 - Paint waste — V0406 W
- [ ] Facility not designed to minimize release 66265.31 — V0501 W
- [ ] Spill control equip not available 66265.32 — V0508 W
- [ ] Aisle space is obstructed 66265.35 — V0509 W
- [ ] Contingency plan not prepared and/or on file 66265.51, 66265.53 — V0609 W

MISCELLANEOUS

- [ ] Waste oil contaminated 25250.7 — V0225 W
- [ ] Used oil filters improperly managed 66266.130 — V0701 W
- [ ] Damaged batteries improperly managed 66266.81 — V0702 W
- [ ] Facility has failed to notify local CUPA and DTSC of onsite treatment of hazardous waste (tiered pemitting) — V0125 W
- [ ] Onsite treatment of waste without authorization 25201 — V0125 W

II UNDERGROUND STORAGE TANK (UST) REQUIREMENTS:

GENERAL UST REQUIREMENTS

- [ ] Health Permit not obtained 68.1005, 25284 — V3002 T
- [ ] Repair/modify/close permit not obtained 68.1005 — V3007 T
- [ ] UST Permit Application not submitted 25286(a) — V3010 T
- [ ] Operating permit conditions violated 2712 — V3011 T
- [ ] Failed to notify HMMD of changes 25284 — V3012 T
- [ ] No owner/operator agreement 25284 — V3005 T
- [ ] No records of financial coverage 25292.2 — V3013 T
- [ ] No maint/monit/calib records available 2712(b), 2641(j) — V3001 T
- [ ] Monitoring Equip. not tested annually 2630, 2641 — V3003 T

MONITORING REQUIREMENTS (SINGLE WALL)

- [ ] Leak Detection Method does not meet performance standards 2643 — V3014 T
- [ ] Integrity test not conducted 25292 — V3015 T
- [ ] Copy of tank test not submitted to HMMD within 30 days 2643 — V3016 T
- [ ] Manual tank gauging (<2000 gal) 2645 not done properly — V3017 T
- [ ] Reconciliation not done properly 2646 — V3018 T
- [ ] Reconciliation not approved for facility 2646 — V3019 T
- [ ] Dispenser meter(s) not calib annually 2646 — V3020 T
- [ ] Improper liquid measurements 2646 — V3021 T
- [ ] Stick in poor condition 2646 — V3022 T
- [ ] Improper monthly reconciliation 2646 — V3023 T
- [ ] Failed to report excessive variation 2646 — V3024 T
- [ ] Pressurized Product Piping Leak Device not tested annually 25292 — V3025 T
- [ ] No written monitoring procedure 2641 — V3027 T
- [ ] No written emergency response plan 2641 — V3027 T
- [ ] SIR reporting incorrectly done 2646.1 — V3004 T

MONITORING REQUIREMENTS (DOUBLE WALL)

- [ ] Monitoring system not functional 2632 — V3026 T
- [ ] No written monitoring procedure 2632 — V3027 T
- [ ] Written emergency response plan not available 2632 — V3028 T
- [ ] Spill/Overfill equip. not maintained or installed 2635 — V3029 T

RELEASE REPORTING

- [ ] Failure to report an unauthorized release 25295 — V3009 T
- [ ] Release record log not available 2651, 2650 — V3030 T
- [ ] No leak report/investigation/action 2652 — V3031 T

CLOSURE

- [ ] Temporary closure req. not completed 2671 — V3006 T
- [ ] Unused tank not properly closed 25298 — V3032 T
- [ ] Permanent closure req. not completed 2672 — V3033 T
- [ ] Failed to apply for temporary closure 25298 — V3008 T

III HAZARDOUS MATERIALS BUSINESS PLAN REQUIREMENTS:

RECORD KEEPING

- [ ] Health Permit not obtained SDCC 68.1105 — V2001 W
- [ ] Business Plan not established/implemented 25503.5 — V2002 W
- [ ] Business Plan not submitted to HMMD 25505 — V2007 W
- [ ] Business Plan not amended 25505 — V2003 W
- [ ] Personnel Training Records not available 19 CCR 2732 — V2302 W

RELEASE REPORTING

- [ ] Failure to report a release/threatened release 25507 — V2008 W

BUSINESS PLAN ELEMENTS

- [ ] Emergency Response Plan inadequate 25504 — V2201 W
- [ ] Emergency Contacts not provided/current 25509 — V2203 W
- [ ] Personnel Training Program inadequate 25504 — V2301 W
- [ ] Inventory is incomplete 25504 — V2005 W
- [ ] Site Map is not sufficient 25509 — V2202 W
- [ ] Acutely Haz. Mat. not registered 25533 — V2009 W

ALL VIOLATIONS MUST BE CORRECTED. PLEASE CALL (619) 338-2222 OR YOUR INSPECTOR IF YOU HAVE ANY QUESTIONS.

ESTABLISHMENT REPRESENTATIVE	DATE SIGNED	TITLE
[signature]	3-5-97	SUPERVISOR

Department of Environmental Health, Hazardous Materials Management Division, P. O. Box 85261, San Diego, CA 92186-5261

DISTRIBUTION: WHITE-RETURN TO HMMD
YELLOW-BUSINESS RETAINS

DEH:HM-923 (Rev. 10/96) NCR

Tri-State Environmental

MONITORING SYSTEM INSPECTION REPORT

CUSTOMER: City of Poway
LOCATION: 14415 Lake Poway
Poway, CA

DATE: 11-5-97

MANUFACTURER: Ming Safety
SERIAL NO.: R1197
ALARMS: VISUAL: ok
PRINTER: N/A

MODEL NO.: 480785
NO. OF TANKS: 2
AUDIBLE: ok

PROBES	TANK 1 Gasoline	TANK 2 Diesel	TANK 3	TANK 4
IN TANK (INVENTORY)				
IN TANK (TESTING)				
ANNULAR SPACE	ok	ok		
SUMP				
TURBINE SUMP	ok	ok		
SITE:				
MONITORING WELLS	\	\		
OTHER				

SAFETY: INTRINSIC: ok
SENSOR CONNECTIONS: ok
ELECTRICAL: ok
POSITIVE PUMP SHUT-OFF
YES: ___ NO: ✓ N/A: ___

REMARKS:

This is to certify that the above monitor(s) have been tested and are [✓] are not [ ], operating to the manufacturers specifications.

TECHNICIAN:

17100 Bear Valley Rd., Unit #B320, Victorville, Ca. 92392 ▪ 1-800-660-8349

COUNTY OF SAN DIEGO

V4 4/9 4/10 R

Page 1 of 2

EST. NO. H 05397
DATE 4-9-98
TIME START 10:50 END 1205
BUS. CODE K29
SPECIALIST John Kolb
CONTACT Michael Lessig
TITLE Manager
PHONE 679-5445

COMPLIANCE INSPECTION REPORT

BUSINESS NAME Public Service Dept - Poway
ADDRESS 14415-45 Lake Poway Rd.
CITY/ZIP Poway 92064

On the above date an inspection of your business/facility was conducted in order to determine compliance with the California Health and Safety Code (H&S) Chapters 6.5, 6.7, 6.95; Titles 19, 22 and 23 of the California Code of Regulations (CCR); and the San Diego County Code (SDCC). The following remarks are intended to provide guidance to correct the violations noted on the attached violation report.

Office Use Only

APR 21 1998

P.S 1/7/98 03

Routine Inspection:
* The Health Permit is posted + current.
* The Business Plan is on site and current.
* Employee Training is on site and current.
* Disposal receipts are on site for used oil disposal
* Sludge + filters from the "Smart Washer" are being properly managed within a closed + labeled container.

• The used oil and paint waste at the South side of the shop were observed unlabeled — 10+ 55 gallon drums.
* All containers storing hazardous waste must be labeled as "Hazardous Waste" with the Name + address of the facility, the contents and the accumulation start date. - Properly label all paint and used oil drums.

Note: The secondary containment for the used oil was observed ½ full (approx. 15 gallons) of a dark liquid - remove all liquids from this secondary containment pallet and properly manage any waste.
* Within 5 days mail a copy of the MSA monitoring system 1st 1997 certification to this Dept.

Michael Lessig — 4-9-98 — SUPERVISOR
Signature of Business Representative — Date Signed — Title

Department of Environmental Health, Hazardous Materials Management Division, P.O. Box 85261, San Diego, CA, 92186-5261

(619) 338-2222

DEH:HM-924 (Rev. 1/96) NCR

DISTRIBUTION: WHITE-RETURN TO HMMD
YELLOW-BUSINESS RETAINS

County of San Diego
Department of Environmental Health

COUNTY OF SAN DIEGO

EST. NUMBER H 05397

COMPLIANCE INSPECTION REPORT

DATE 4/9/98

PAGE 2 OF 2

BUSINESS ADDRESS: 14415 Lake Poway 92064

VIOLATION REPORT: The items checked below refer to specific section numbers of Titles 19/22/23 of the California Code of Regulations (CCR), Chapters 6.5, 6.7, 6.95 of the Health and Safety Code (HSC), and/or the San Diego County Code (SDCC).

I HAZARDOUS WASTE REQUIREMENTS:

RECORD KEEPING

- [ ] Health Permit not obtained SDCC 68.905 — V0108 W____
- [ ] No EPA Identification Number 66262.12 — V0105 W____
- [ ] Waste Manifests/Receipts not on-site for 3 years 66262.40 — V0118 W____
- [ ] Manifest not properly completed 66262.23 — V0120 W____
- [ ] Manifest copy not sent to DTSC 66262.23 — V0115 W____
- [ ] TSDF signed-manifest not on-site 66262.40 — V0121 W____
- [ ] Biennial report not sent to DTSC 66262.41 — V0122 W____
- [ ] LDR Documentation not available 66268.7 — V0123 W____
- [ ] Exception Rpt. not filed with DTSC 66262.42 — V0116 W____
- [ ] Operating TSDF without authorization 25201 — V0124 W____

STORAGE AND HANDLING

- [ ] Waste stored longer than 90, 180, or 270 days 66262.34 — V0221 W____
- [ ] Failure to clean up hazwaste off of floor surface 66262.10b — V0313 W____
- [ ] Waste container missing/improperly labeled 66262.34 — V0222 W____
- [ ] Haz Materials not properly labeled 25124 — V0223 W____
- [ ] Waste container not kept closed 66265.173 — V0202 W____
- [ ] Waste container in poor condition 66265.171 — V0205 W____
- [ ] Waste container(s) not properly managed 66265.173 — V0210 W____
- [ ] Damaged container not repackaged 66265.171 — V0226 W____
- [ ] Container incompatible with waste 66265.172 — V0207 W____
- [ ] Incompatibles in the same container 66265.177 — V0224 W____
- [ ] Incompatibles not stored separately 66265.177 — V0213 W____
- [ ] Ignitible Waste less than 50 feet 66265.176 — V0214 W____
- [ ] Ignitible Waste not grounded 66265.31 — V0215 W____
- [ ] Storage area not inspected weekly 66265.174 — V0216 W____

DISPOSAL AND TRANSPORTATION

- [ ] Unauth. disposal of waste to _____ 25189.5 — V0313 W____
- [ ] Waste determination not made 66262.11 — V0319 W____
- [ ] Unlawful transport of haz. waste 25163 — V0315 W____
- [ ] Waste transported without manifest 66262.20 — V0316 W____
- [ ] Extremely Haz Waste Permit not obtained 25205.7 — V0317 W____

TRAINING, CONTINGENCY PLAN & EMERGENCY PROCEDURES

- [ ] Training records unavailable 66265.16 — V0405 W____
- [ ] Training program not adequate 66265.16 — V0406 W____
- [ ] Facility not designed to minimize release 66265.31 — V0501 W____
- [ ] Spill control equip not available 66265.32 — V0508 W____
- [ ] Aisle space is obstructed 66265.35 — V0509 W____
- [ ] Contingency plan not prepared and/or on file 66265.51, 66265.53 — V0609 W____

MISCELLANEOUS

- [ ] Waste oil contaminated 25250.7 — V0225 W____
- [ ] Used oil filters improperly managed 66266.130 — V0701 W____
- [ ] Damaged batteries improperly managed 66266.81 — V0702 W____
- [ ] Facility has failed to notify local CUPA and DTSC of onsite treatment of hazardous waste (tiered permitting) — V0125 W____
- [ ] Onsite treatment of waste without authorization 25201 — V0125 W____

II UNDERGROUND STORAGE TANK (UST) REQUIREMENTS:

GENERAL UST REQUIREMENTS

- [ ] Health Permit not obtained 68.1005, 25284 — V3002 T____
- [ ] Repair/modify/close permit not obtained 68.1005 — V3007 T____
- [ ] UST Permit Application not submitted 25286(a) — V3010 T____
- [ ] Operating permit conditions violated 2712 — V3011 T____
- [ ] Failed to notify HMMD of changes 25284 — V3012 T____
- [ ] No owner/operator agreement 25284 — V3005 T____
- [ ] No records of financial coverage 25292.2 — V3013 T____
- [ ] No maint/monit/calib records available 2712(b), 2641(j) — V3001 T____
- [ ] Monitoring Equip. not tested annually 2630, 2641 — V3003 T____

MONITORING REQUIREMENTS (SINGLE WALL)

- [ ] Leak Detection Method does not meet performance standards 2643 — V3014 T____
- [ ] Integrity test not conducted 25292 — V3015 T____
- [ ] Copy of tank test not submitted to HMMD within 30 days 2643 — V3016 T____
- [ ] Manual tank gauging (<2000 gal) 2645 not done properly — V3017 T____
- [ ] Reconciliation not done properly 2646 — V3018 T____
- [ ] Reconciliation not approved for facility 2646 — V3019 T____
- [ ] Dispenser meter(s) not calib annually 2646 — V3020 T____
- [ ] Improper liquid measurements 2646 — V3021 T____
- [ ] Stick in poor condition 2646 — V3022 T____
- [ ] Improper monthly reconciliation 2646 — V3023 T____
- [ ] Failed to report excessive variation 2646 — V3024 T____
- [ ] Pressurized Product Piping Leak Device not tested annually 25292 — V3025 T____
- [ ] No written monitoring procedure 2641 — V3027 T____
- [ ] No written emergency response plan 2641 — V3027 T____
- [ ] SIR reporting incorrectly done 2646.1 — V3004 T____

MONITORING REQUIREMENTS (DOUBLE WALL)

- [ ] Monitoring system not functional 2632 — V3026 T____
- [ ] No written monitoring procedure 2632 — V3027 T____
- [ ] Written emergency response plan not available 2632 — V3028 T____
- [ ] Spill/Overfill equip. not maintained or installed 2635 — V3029 T____

RELEASE REPORTING

- [ ] Failure to report an unauthorized release 25295 — V3009 T____
- [ ] Release record log not available 2651, 2650 — V3030 T____
- [ ] No leak report/investigation/action 2652 — V3031 T____

CLOSURE

- [ ] Temporary closure req. not completed 2671 — V3006 T____
- [ ] Unused tank not properly closed 25298 — V3032 T____
- [ ] Permanent closure req. not completed 2672 — V3033 T____
- [ ] Failed to apply for temporary closure 25298 — V3008 T____

III HAZARDOUS MATERIALS BUSINESS PLAN REQUIREMENTS:

RECORD KEEPING

- [ ] Health Permit not obtained SDCC 68.1105 — V2001 W____
- [ ] Business Plan not established/implemented 25503.5 — V2002 W____
- [ ] Business Plan not submitted to HMMD 25505 — V2007 W____
- [ ] Business Plan not amended 25505 — V2003 W____
- [ ] Personnel Training Records not available 19 CCR 2732 — V2302 W____

RELEASE REPORTING

- [ ] Failure to report a release/threatened release 25507 — V2008 W____

BUSINESS PLAN ELEMENTS

- [ ] Emergency Response Plan inadequate 25504 — V2201 W____
- [ ] Emergency Contacts not provided/current 25509 — V2203 W____
- [ ] Personnel Training Program inadequate 25504 — V2301 W____
- [ ] Inventory is incomplete 25504 — V2005 W____
- [ ] Site Map is not sufficient 25509 — V2202 W____
- [ ] Acutely Haz. Mat. not registered 25533 — V2009 W____

ALL VIOLATIONS MUST BE CORRECTED. PLEASE CALL (619) 338-2222 OR YOUR INSPECTOR IF YOU HAVE ANY QUESTIONS.

ESTABLISHMENT REPRESENTATIVE	DATE SIGNED	TITLE
[signature]	4-9-98	SUPERVISOR

Department of Environmental Health, Hazardous Materials Management Division, P. O. Box 85261, San Diego, CA 92186-5261

DISTRIBUTION: WHITE-RETURN TO HMMD
YELLOW-BUSINESS RETAINS

DEH:HM-923 (Rev. 10/96) NCR

FILE ONLY

DO NOT CHANGE REINSPECTION DATE 300

COUNTY OF SAN DIEGO

COMPLIANCE INSPECTION REPORT

PAGE 1 OF 1
EST. NO. H 05397
DATE 10-15-99
TIME START 900 END 1030
BUS. CODE K26
SPECIALIST John Kolb
CONTACT Annette Gonzalez
TITLE Sr. Mgt Analyst
PHONE 486-9329.

BUSINESS NAME City of Poway
ADDRESS 14467 Lake Poway Rd.
CITY/ZIP Poway 92064

On the above date, an inspection of your business/facility was conducted in order to determine compliance with the California Health and Safety Code (H&S) Chapters 6.5, 6.7, 6.95; Titles 19, 22 and 23 of the California Code of Regulations (CCR); and the San Diego County Code (SDCC). The following remarks are intended to provide guidance to correct the violations noted on the attached violation report.

Office Use Only

05397 28371

Inspection follow up - Meeting.

On this date I met with Ms. Annette Gonzalez and Dennis K. Quillen. Areas reviewed were the proper accumulation and labeling of hazardous - Streets division.

The waste storage area at vehicle maintenance yard was inspected - paint & diesel waste.

The corrective action needed is to maintain the drums closed when not in use and completely labeled - Hazardous Waste Requirements packet provided.

If you have questions please call me @ 619 694-2750. John Kolb

Annette Gonzalez 10/15/99 Sr. Management Analyst
Signature of Business Representative Date Signed Title

Department of Environmental Health, Hazardous Materials Division, P.O. Box 129261, San Diego, CA 92112-9261; (619) 338-2222

DEH:HM-924 (Rev. 2/99) NCR

DISTRIBUTION: WHITE- RETURN TO HMD
YELLOW-BUSINESS RETAINS

County of San Diego
Department of Environmental Health

COUNTY OF SAN DIEGO

COMPLIANCE INSPECTION REPORT

PAGE 1 OF 2
EST. NO. H 05397
DATE 10-6-99
TIME START 1:15 END 3:30
BUS. CODE K29
SPECIALIST John Kolb
CONTACT Mark Brinton
TITLE Employee
PHONE 679-5545

BUSINESS NAME Public Service Dept. City Poway
ADDRESS 14415 Lake Poway Rd.
CITY/ZIP Poway 92064

PROCESSED 11/29/99 BY HMD

On the above date, an inspection of your business/facility was conducted in order to determine compliance with the California Health and Safety Code (H&S) Chapters 6.5, 6.7, 6.95; Titles 19, 22 and 23 of the California Code of Regulations (CCR); and the San Diego County Code (SDCC). The following remarks are intended to provide guidance to correct the violations noted on the attached violation report.

Office Use Only

Routine Inspection: OCT 20

- The Health Permit is current.
- The Business Plan is on site and current.
- Used oil, antifreeze, and battery receipts are on site.
- The inventory items were reviewed. No update required.

Underground Storage Tanks –

- The written monitoring program + response plan are on site.

* The annual UST monitoring system certification is due – Within 30 days, have the monitoring system certified to be in good working order. *

* all employees receive training in evacuation and hazardous materials management however documentation (within the past year) could not be located. – Conduct annual training with all employees and maintain documentation on site for inspection review.

X A new wash rack has been installed – closed system. Conduct a hazardous waste determination on the sludge component and determine if the sludge is a hazardous waste prior to disposal. * Mail a copy to this Department

Signature of Business Representative — 10-6-99 Date Signed — Title

Department of Environmental Health, Hazardous Materials Division, P.O. Box 129261, San Diego, CA 92112-9261; (619) 338-2222

COUNTY OF SAN DIEGO

COMPLIANCE INSPECTION REPORT

EST. NUMBER H 05397
DATE 10 / 6 / 99
PAGE 2 OF 2

BUSINESS ADDRESS: 14415 Lake Ponay Rd.

VIOLATION REPORT: The items checked below refer to specific section numbers of Titles 19/22/23 of the California Code of Regulations (CCR), Chapters 6.5, 6.7, 6.95 of the Health and Safety Code (HSC), and/or the San Diego County Code (SDCC).

I HAZARDOUS WASTE REQUIREMENTS:

RECORD KEEPING

- [ ] Health Permit not obtained SDCC 68.905 — V0108 W____
- [ ] No EPA Identification Number 66262.12 — V0105 W____
- [ ] Waste Manifests/Receipts not on-site for 3 years 66262.40 — V0118 W____
- [ ] Manifest not properly completed 66262.23 — V0120 W____
- [ ] Manifest copy not sent to DTSC 66262.23 — V0115 W____
- [ ] TSDF signed-manifest not on-site 66262.40 — V0121 W____
- [ ] Biennial report not sent to DTSC 66262.41 — V0122 W____
- [ ] LDR Documentation not available 66268.7 — V0123 W____
- [ ] Exception Rpt. not filed with DTSC 66262.42 — V0116 W____
- [ ] Operating TSDF without authorization 25201 — V0124 W____

STORAGE AND HANDLING

- [ ] Waste stored longer than 90, 180, or 270 days 66262.34 — V0221 W____
- [ ] Failure to clean up hazwaste off of floor surface 66262.10b — V0313 W____
- [ ] Waste container missing/improperly labeled 66262.34 — V0222 W____
- [ ] Haz Materials not properly labeled 25124 — V0223 W____
- [ ] Waste container not kept closed 66265.173 — V0202 W____
- [ ] Waste container in poor condition 66265.171 — V0205 W____
- [ ] Waste container(s) not properly managed 66265.173 — V0210 W____
- [ ] Damaged container not repackaged 66265.171 — V0226 W____
- [ ] Container incompatible with waste 66265.172 — V0207 W____
- [ ] Incompatibles in the same container 66265.177 — V0224 W____
- [ ] Incompatibles not stored separately 66265.177 — V0213 W____
- [ ] Ignitible Waste less than 50 feet 66265.176 — V0214 W____
- [ ] Ignitible Waste not grounded 66265.31 — V0215 W____
- [ ] Storage area not inspected weekly 66265.174 — V0216 W____

DISPOSAL AND TRANSPORTATION

- [ ] Unauth. disposal of waste to _____ 25189.5 — V0313 W____
- [ ] Waste determination not made 66262.11 — V0319 W____
- [ ] Unlawful transport of haz. waste 25163 — V0315 W____
- [ ] Waste transported without manifest 66262.20 — V0316 W____
- [ ] Extremely Haz Waste Permit not obtained 25205.7 — V0317 W____

TRAINING, CONTINGENCY PLAN & EMERGENCY PROCEDURES

- [X] Training records unavailable 66265.16 — V0405 W ✓
- [ ] Training program not adequate 66265.16 — V0406 W____
- [ ] Facility not designed to minimize release 66265.31 — V0501 W____
- [ ] Spill control equip not available 66265.32 — V0508 W____
- [ ] Aisle space is obstructed 66265.35 — V0509 W____
- [ ] Contingency plan not prepared and/or on file 66265.51, 66265.53 — V0609 W____

MISCELLANEOUS

- [ ] Waste oil contaminated 25250.7 — V0225 W____
- [ ] Used oil filters improperly managed 66266.130 — V0701 W____
- [ ] Damaged batteries improperly managed 66266.81 — V0702 W____
- [ ] Facility has failed to notify local CUPA and DTSC of onsite treatment of hazardous waste (tiered pemitting) — V0125 W____
- [ ] Onsite treatment of waste without authorization 25201 — V0125 W____

II UNDERGROUND STORAGE TANK (UST) REQUIREMENTS:

GENERAL UST REQUIREMENTS

- [ ] Health Permit not obtained 68.1005, 25284 — V3002 T____
- [ ] Repair/modify/close permit not obtained 68.1005 — V3007 T____
- [ ] UST Permit Application not submitted 25286(a) — V3010 T____
- [ ] Operating permit conditions violated 2712 — V3011 T____
- [ ] Failed to notify HMMD of changes 25284 — V3012 T____
- [ ] No owner/operator agreement 25284 — V3005 T____
- [ ] No records of financial coverage 25292.2 — V3013 T____
- [X] No maint/monit/calib records available 2712(b), 2641(j) — V3001 T ✓
- [ ] Monitoring Equip. not tested annually 2630, 2641 — V3003 T____

monitoring system

MONITORING REQUIREMENTS (SINGLE WALL)

- [ ] Leak Detection Method does not meet performance standards 2643 — V3014 T____
- [ ] Integrity test not conducted 25292 — V3015 T____
- [ ] Copy of tank test not submitted to HMMD within 30 days 2643 — V3016 T____
- [ ] Manual tank gauging (<2000 gal) 2645 not done properly — V3017 T____
- [ ] Reconciliation not done properly 2646 — V3018 T____
- [ ] Reconciliation not approved for facility 2646 — V3019 T____
- [ ] Dispenser meter(s) not calib annually 2646 — V3020 T____
- [ ] Improper liquid measurements 2646 — V3021 T____
- [ ] Stick in poor condition 2646 — V3022 T____
- [ ] Improper monthly reconciliation 2646 — V3023 T____
- [ ] Failed to report excessive variation 2646 — V3024 T____
- [ ] Pressurized Product Piping Leak Device not tested annually 25292 — V3025 T____
- [ ] No written monitoring procedure 2641 — V3027 T____
- [ ] No written emergency response plan 2641 — V3027 T____
- [ ] SIR reporting incorrectly done 2646.1 — V3004 T____

MONITORING REQUIREMENTS (DOUBLE WALL)

- [ ] Monitoring system not functional 2632 — V3026 T____
- [ ] No written monitoring procedure 2632 — V3027 T____
- [ ] Written emergency response plan not available 2632 — V3028 T____
- [ ] Spill/Overfill equip. not maintained or installed 2635 — V3029 T____

RELEASE REPORTING

- [ ] Failure to report an unauthorized release 25295 — V3009 T____
- [ ] Release record log not available 2651, 2650 — V3030 T____
- [ ] No leak report/investigation/action 2652 — V3031 T____

CLOSURE

- [ ] Temporary closure req. not completed 2671 — V3006 T____
- [ ] Unused tank not properly closed 25298 — V3032 T____
- [ ] Permanent closure req. not completed 2672 — V3033 T____
- [ ] Failed to apply for temporary closure 25298 — V3008 T____

III HAZARDOUS MATERIALS BUSINESS PLAN REQUIREMENTS:

RECORD KEEPING

- [ ] Health Permit not obtained SDCC 68.1105 — V2001 W____
- [ ] Business Plan not established/implemented 25503.5 — V2002 W____
- [ ] Business Plan not submitted to HMMD 25505 — V2007 W____
- [ ] Business Plan not amended 25505 — V2003 W____
- [ ] Personnel Training Records not available 19 CCR 2732 — V2302 W____

RELEASE REPORTING

- [ ] Failure to report a release/threatened release 25507 — V2008 W____

BUSINESS PLAN ELEMENTS

- [ ] Emergency Response Plan inadequate 25504 — V2201 W____
- [ ] Emergency Contacts not provided/current 25509 — V2203 W____
- [ ] Personnel Training Program inadequate 25504 — V2301 W____
- [ ] Inventory is incomplete 25504 — V2005 W____
- [ ] Site Map is not sufficient 25509 — V2202 W____
- [ ] Acutely Haz. Mat. not registered 25533 — V2009 W____

ALL VIOLATIONS MUST BE CORRECTED. PLEASE CALL (619) 338-2222 OR YOUR INSPECTOR IF YOU HAVE ANY QUESTIONS.

[signature] 10-6-99 [signature]

ESTABLISHMENT REPRESENTATIVE — DATE SIGNED — TITLE

Department of Environmental Health, Hazardous Materials Management Division, P. O. Box 129261, San Diego, CA 92112-9261

DISTRIBUTION: WHITE-RETURN TO HMMD
YELLOW-BUSINESS RETAINS

DEH:HM-923 (Rev. 1/98) NCR

COUNTY OF SAN DIEGO

EST. NUMBER H 05397

COMPLIANCE INSPECTION REPORT

DATE 10 / 8 / 99

PAGE 2 OF 3

BUSINESS ADDRESS: 14415 Lake Ramy Rd 92064

VIOLATION REPORT: The items checked below refer to specific section numbers of Titles 19/22/23 of the California Code of Regulations (CCR), Chapters 6.5, 6.7, 6.95 of the Health and Safety Code (HSC), and/or the San Diego County Code (SDCC).

I HAZARDOUS WASTE REQUIREMENTS:

RECORD KEEPING

- [ ] Health Permit not obtained SDCC 68.905 — V0108 W
- [ ] No EPA Identification Number 66262.12 — V0105 W
- [X] Waste Manifests/Receipts not on-site for 3 years 66262.40 — V0118 W ✓ (3)
- [ ] Manifest not properly completed 66262.23 — V0120 W
- [ ] Manifest copy not sent to DTSC 66262.23 — V0115 W
- [ ] TSDF signed-manifest not on-site 66262.40 — V0121 W
- [ ] Biennial report not sent to DTSC 66262.41 — V0122 W
- [ ] LDR Documentation not available 66268.7 — V0123 W
- [ ] Exception Rpt. not filed with DTSC 66262.42 — V0116 W
- [ ] Operating TSDF without authorization 25201 — V0124 W

STORAGE AND HANDLING

- [ ] Waste stored longer than 90, 180, or 270 days 66262.34 — V0221 W
- [ ] Failure to clean up hazwaste off of floor surface 66262.10b — V0313 W
- [ ] Waste container missing/improperly labeled 66262.34 — V0222 W
- [ ] Haz Materials not properly labeled 25124 — V0223 W ✓
- [X] Waste container not kept closed 66265.173 — V0202 W ✓ (4)
- [ ] Waste container in poor condition 66265.171 — V0205 W
- [ ] Waste container(s) not properly managed 66265.173 — V0210 W
- [ ] Damaged container not repackaged 66265.171 — V0226 W
- [ ] Container incompatible with waste 66265.172 — V0207 W
- [ ] Incompatibles in the same container 66265.177 — V0224 W
- [ ] Incompatibles not stored separately 66265.177 — V0213 W
- [ ] Ignitible Waste less than 50 feet 66265.176 — V0214 W
- [ ] Ignitible Waste not grounded 66265.31 — V0215 W
- [ ] Storage area not inspected weekly 66265.174 — V0216 W

DISPOSAL AND TRANSPORTATION

- [ ] Unauth. disposal of waste to _____ 25189.5 — V0313 W
- [ ] Waste determination not made 66262.11 — V0319 W
- [ ] Unlawful transport of haz. waste 25163 — V0315 W
- [ ] Waste transported without manifest 66262.20 — V0316 W
- [ ] Extremely Haz Waste Permit not obtained 25205.7 — V0317 W

TRAINING, CONTINGENCY PLAN & EMERGENCY PROCEDURES

- [ ] Training records unavailable 66265.16 — V0405 W
- [ ] Training program not adequate 66265.16 — V0406 W
- [ ] Facility not designed to minimize release 66265.31 — V0501 W
- [ ] Spill control equip not available 66265.32 — V0508 W
- [ ] Aisle space is obstructed 66265.35 — V0509 W
- [ ] Contingency plan not prepared and/or on file 66265.51, 66265.53 — V0609 W

MISCELLANEOUS

- [ ] Waste oil contaminated 25250.7 — V0225 W
- [ ] Used oil filters improperly managed 66266.130 — V0701 W
- [ ] Damaged batteries improperly managed 66266.81 — V0702 W
- [ ] Facility has failed to notify local CUPA and DTSC of onsite treatment of hazardous waste (tiered permitting) — V0125 W
- [ ] Onsite treatment of waste without authorization 25201 — V0125 W

II UNDERGROUND STORAGE TANK (UST) REQUIREMENTS:

GENERAL UST REQUIREMENTS

- [ ] Health Permit not obtained 68.1005, 25284 — V3002 T
- [ ] Repair/modify/close permit not obtained 68.1005 — V3007 T
- [ ] UST Permit Application not submitted 25286(a) — V3010 T
- [ ] Operating permit conditions violated 2712 — V3011 T
- [ ] Failed to notify HMMD of changes 25284 — V3012 T
- [ ] No owner/operator agreement 25284 — V3005 T
- [ ] No records of financial coverage 25292.2 — V3013 T
- [ ] No maint/monit/calib records available 2712(b), 2641(j) — V3001 T
- [X] Monitoring Equip. not tested annually 2630, 2641 — V3003 T (5) — leak detector & line test. TV

MONITORING REQUIREMENTS (SINGLE WALL)

- [ ] Leak Detection Method does not meet performance standards 2643 — V3014 T
- [ ] Integrity test not conducted 25292 — V3015 T
- [ ] Copy of tank test not submitted to HMMD within 30 days 2643 — V3016 T
- [ ] Manual tank gauging (<2000 gal) 2645 not done properly — V3017 T
- [ ] Reconciliation not done properly 2646 — V3018 T
- [ ] Reconciliation not approved for facility 2646 — V3019 T
- [ ] Dispenser meter(s) not calib annually 2646 — V3020 T
- [ ] Improper liquid measurements 2646 — V3021 T
- [ ] Stick in poor condition 2646 — V3022 T
- [ ] Improper monthly reconciliation 2646 — V3023 T
- [ ] Failed to report excessive variation 2646 — V3024 T
- [ ] Pressurized Product Piping Leak Device not tested annually 25292 — V3025 T
- [ ] No written monitoring procedure 2641 — V3027 T
- [ ] No written emergency response plan 2641 — V3027 T
- [ ] SIR reporting incorrectly done 2646.1 — V3004 T

MONITORING REQUIREMENTS (DOUBLE WALL)

- [ ] Monitoring system not functional 2632 — V3026 T
- [ ] No written monitoring procedure 2632 — V3027 T
- [ ] Written emergency response plan not available 2632 — V3028 T
- [ ] Spill/Overfill equip. not maintained or installed 2635 — V3029 T

RELEASE REPORTING

- [ ] Failure to report an unauthorized release 25295 — V3009 T
- [ ] Release record log not available 2651, 2650 — V3030 T
- [ ] No leak report/investigation/action 2652 — V3031 T

CLOSURE

- [ ] Temporary closure req. not completed 2671 — V3006 T
- [ ] Unused tank not properly closed 25298 — V3032 T
- [ ] Permanent closure req. not completed 2672 — V3033 T
- [ ] Failed to apply for temporary closure 25298 — V3008 T

III HAZARDOUS MATERIALS BUSINESS PLAN REQUIREMENTS:

RECORD KEEPING

- [ ] Health Permit not obtained SDCC 68.1105 — V2001 W
- [ ] Business Plan not established/implemented 25503.5 — V2002 W
- [ ] Business Plan not submitted to HMMD 25505 — V2007 W
- [ ] Business Plan not amended 25505 — V2003 W
- [ ] Personnel Training Records not available 19 CCR 2732 — V2302 W

RELEASE REPORTING

- [ ] Failure to report a release/threatened release 25507 — V2008 W

BUSINESS PLAN ELEMENTS

- [ ] Emergency Response Plan inadequate 25504 — V2201 W
- [ ] Emergency Contacts not provided/current 25509 — V2203 W
- [ ] Personnel Training Program inadequate 25504 — V2301 W
- [ ] Inventory is incomplete 25504 — V2005 W
- [ ] Site Map is not sufficient 25509 — V2202 W
- [ ] Acutely Haz. Mat. not registered 25533 — V2009 W

ALL VIOLATIONS MUST BE CORRECTED. PLEASE CALL (619) 338-2222 OR YOUR INSPECTOR IF YOU HAVE ANY QUESTIONS.

Mary Brinton — 10-11-99 — Mechanic

ESTABLISHMENT REPRESENTATIVE — DATE SIGNED — TITLE

Department of Environmental Health, Hazardous Materials Management Division, P. O. Box 129261, San Diego, CA 92112-9261

DISTRIBUTION: WHITE-RETURN TO HMMD
YELLOW-BUSINESS RETAINS

DEH:HM-923 (Rev. 1/98) NCR

COUNTY OF SAN DIEGO

EST. NO. H 05397
DATE 10-8-99
TIME START 9:00 END 10:30
BUS. CODE K29
SPECIALIST John Kolb

COMPLIANCE INSPECTION REPORT

BUSINESS NAME Public Service Department City of Poway
ADDRESS 14415 Lake Poway Road
CITY/ZIP Poway 92064
CONTACT Mark Brixton
TITLE Employee
PHONE 679-5445

On the above date an inspection of your business/facility was conducted in order to determine compliance with the California Health and Safety Code (H&S) Chapters 6.5, 6.7, 6.95; Titles 19, 22 and 23 of the California Code of Regulations (CCR); and the San Diego County Code (SDCC). The following remarks are intended to provide guidance to correct the violations noted on the attached violation report.

Office Use Only

PROCESSED 12/10/99

Supplemental Report — Ref: 10-6-99 CIR

* During the inspection of 10-6-99 conducted with Mr. Mark Brixton the following items were noted. Corrective actions are required for each of the items.

- Within the chemical storage shed at the east side of the property I observed 2-55 gallon steel drums used to accumulate paint waste and asphalt cleaning waste, that were open (one with bungs removed, and one with a screen funnel making the drum non closable). To Comply: when waste is not being added or removed the drums must remain tightly closed with bungs in place.
- Manifests could not be located for painting or asphalt cleaning waste. To Comply: Within 15 days, Mail copies of the last 3 disposal manifests for both the paint and asphalt waste to this department and my attention.
- An above ground storage tank is used for the accumulation of used oil. As of January 24, 1998 regulations became effective that require additional safeguards be established to ~~XXXX~~ minimize the chances of a release to the environment.

Mark Brixton 10-11-99 Mechanic

Signature of Business Representative Date Signed Title

Department of Environmental Health, Hazardous Materials Management Division, P.O. Box 85261, San Diego, CA, 92186-5261

(619) 338-2222

COUNTY OF SAN DIEGO

SUPPLEMENTAL INSPECTION REPORT

EST. NUMBER H 05397
DATE 10 / 11 / 99
PAGE 2 OF 3

Office Use Only

10. V
R B

BUSINESS ADDRESS: _____ ZIP CODE: _____

From Page 1

(above ground storage tank-used oil) To Comply: 1.) In a letter addressed to this department, document that the tank is secondarily contained in accordance with California Code of Regulations (CCR) section 66265.192 j (1 & 2), has a leak detection system within the secondary containment that is designed and operated to detect a leak within 24 hours, and submit a tank assessment, conducted by a qualified professional engineer registered in California in accordance with section 66265.192.(1)(k). or 2.) apply for an exemption in accordance with section 66265.192(j). The Above Ground Waste Tank handout and a copy of Article 10 CCR was provided to Mark Brinton 10-8-99

Underground Storage Tank: My records indicate that a restricted line loss leak detector is in use on the product lines. On an annual basis this leak detector and product line require testing and certification of tightness. To Comply: Within 30 days, conduct line and leak detector testing (requires a certified tester) and submit results to this Department.

Mark Brinton 10-11-99 Mechanic
Signature of Business Representative Date Signed Title

Department of Environmental Health, Hazardous Materials Management Division, P.O. Box 85261, San Diego, CA, 92186-5261

(619) 338-2222

DEH:HM-9110 (3/96) NCR

DISTRIBUTION: WHITE-RETURN TO HMMD
YELLOW-BUSINESS RETAINS

Permit H#: H05397
State ID: 37-000-H05397
CA Cert. No: 05083
CA Cert. Issue Date: 12/22/1998

Operating Permit Issued on: 12/20/2001
Operating Permit Expires on: 05/24/2005

San Diego County
Department of Environmental Health (DEH)

UNDERGROUND STORAGE TANK OPERATING PERMIT

UST Facility Name: PUBLIC SER DEPT. CITY POWAY
Site Address: 14415 LAKE POWAY RD, POWAY 92064
Tank Owner's Name: CITY OF POWAY
Tank Operator's Name: PUBLIC SER DEPT. CITY POWAY
Total Number of Operating Permitted Tanks: 2

See reverse side for permit conditions and requirements.

	Tank#	Capacity (gallons)	Waste/ Product	Piping Construction	Contents	Monitoring Alternative			
1.	Tank-002	6000	Product	SINGLE WALL W/2ND. CONTAINMENT	REGULAR UNLEADED	DW TANK PIPE TEST	DW PRESSURE PIPE ANNUALLY.	W/ RESTRICTIVE LLD:	INTERSTITIAL
2.	Tank-003	4000	Product	SINGLE WALL W/2ND. CONTAINMENT	DIESEL	DW TANK PIPE TEST	DW PRESSURE PIPE ANNUALLY.	W/ RESTRICTIVE LLD:	INTERSTITIAL

COUNTY OF SAN DIEGO

COMPLIANCE INSPECTION REPORT

PAGE 1 OF 3
EST. NO. H 05397
DATE 12/21/01
TIME START 11:21 END 3:09
BUS. CODE K24
SPECIALIST E. PAREDES
CONTACT JIM BARBOUR
TITLE PUBLIC WORKS SUPT ASST
PHONE (858) 679-5445

BUSINESS NAME PUBLIC SER DEPT, CITY POWAY
ADDRESS 14415 LAKE POWAY RD
CITY/ZIP POWAY 92069

$ 225-02 Sub #14

On the above date, an inspection of your business/facility was conducted in order to determine compliance with the California Health and Safety Code (H&S) Chapters 6.5, 6.7, 6.95; Titles 19, 22 and 23 of the California Code of Regulations (CCR); and the San Diego County Code (SDCC). The following remarks are intended to provide guidance to correct the violations noted on the attached violation report.

Office Use Only

ROUTINE INSPECTION

JAN 3 0 2002

- 007 UST LEAK MONITOR, MSA TANKGARD, CERTIFIED 12-3-01 BY TRI STATE ENVIRONMENTAL.
- 008 UST BELOW GRADE EQUIPMENT INSPECTION CONDUCTED 12-21-01.

FR B7

- 004 UST PRODUCT PIPING TESTED TIGHT AND LINE LEAK DETECTOR PASSED TESTS ON 12-3-01 BY TRI STATE ENVIRONMENTAL, 12-21-01 E. PAREDES.
- WITHIN 10 DAYS, COMPLETE AND SUBMIT THE UST CERTIFICATION OF FINANCIAL RESPONSIBILITY FOR YOUR SELF INSURANCE COVERAGE.
- WITHIN 30 DAYS, OBTAIN AN ENGINEERING ASSESSMENT FOR THE STATIONARY USED OIL TANK OR APPLY FOR A CONDITIONAL EXEMPTION THAT'S VALID FOR 3 YEARS UPON APPROVAL. REFER TO HAZARDOUS WASTE TANK HANDOUT AND EXEMPTION FORMS PROVIDED.

James U Barbour — 12-21-01 — PW Shop Assistant

Signature of Business Representative | Date Signed | Title

Department of Environmental Health, Hazardous Materials Division, P.O. Box 129261, San Diego, CA 92112-9261; (619) 338-2222

DEH:HM-924 (Rev. 2/99) NCR

DISTRIBUTION: WHITE- RETURN TO HMD
YELLOW-BUSINESS RETAINS

County of San Diego
Department of Environmental Health

COUNTY OF SAN DIEGO

SUPPLEMENTAL INSPECTION REPORT

EST. NUMBER H 05397

DATE 12/21/01

PAGE 2 OF 3

Office Use Only

BUSINESS ADDRESS: 14415 LAKE POWAY RD POWAY ZIP CODE: 92064

- HAZARDOUS WASTE DISPOSAL RECORDS ON FILE.
- HAZARDOUS MATERIALS BUSINESS PLAN ANNUAL CERTIFICATION STATEMENT COMPLETED BY JIM BARBOUR, PUBLIC WORKS SHOP ASSISTANT.
- HEALTH PERMIT EXPIRES 2-28-02.

James L Barbour
Signature of Business Representative

12-21-01
Date Signed

PW Shop Assistant
Title

Department of Environmental Health, Hazardous Materials Management Division, P.O. Box 85261, San Diego, CA, 92186-5261

(619) 338-2222

DEH:HM-9110 (3/96) NCR

DISTRIBUTION: WHITE-RETURN TO HMMD
YELLOW-BUSINESS RETAINS

COUNTY OF SAN DIEGO

EST. NUMBER H 05397

COMPLIANCE INSPECTION REPORT

DATE 12/21/01

PAGE 3 OF 3

BUSINESS ADDRESS: 14915 LAKE POWAY RD POWAY 92064

VIOLATION REPORT: The items checked below refer to specific section numbers of Titles 19/22/23 of the California Code of Regulations (CCR), Chapters 6.5, 6.7, 6.95 of the Health and Safety Code (HSC), and/or the San Diego County Code (SDCC).

I HAZARDOUS WASTE REQUIREMENTS:

RECORD KEEPING

- [ ] Health Permit not obtained SDCC 68.905 — V0108 W____
- [ ] No EPA Identification Number 66262.12 — V0105 W____
- [ ] Waste Manifests/Receipts not on-site for 3 years 66262.40 — V0118 W____
- [ ] Manifest not properly completed 66262.23 — V0120 W____
- [ ] Manifest copy not sent to DTSC 66262.23 — V0115 W____
- [ ] TSDF signed-manifest not on-site 66262.40 — V0121 W____
- [ ] Biennial report not sent to DTSC 66262.41 — V0122 W____
- [ ] LDR Documentation not available 66268.7 — V0123 W____
- [ ] Exception Rpt. not filed with DTSC 66262.42 — V0116 W____
- [ ] Operating TSDF without authorization 25201 — V0124 W____

STORAGE AND HANDLING

- [ ] Waste stored longer than 90, 180, or 270 days 66262.34 — V0221 W____
- [ ] Failure to clean up hazwaste off of floor surface 66262.10b — V0313 W____
- [ ] Waste container missing/improperly labeled 66262.34 — V0222 W____
- [ ] Haz Materials not properly labeled 25124 — V0223 W____
- [ ] Waste container not kept closed 66265.173 — V0202 W____
- [ ] Waste container in poor condition 66265.171 — V0205 W____
- [ ] Waste container(s) not properly managed 66265.173 — V0210 W____
- [ ] Damaged container not repackaged 66265.171 — V0226 W____
- [ ] Container incompatible with waste 66265.172 — V0207 W____
- [ ] Incompatibles in the same container 66265.177 — V0224 W____
- [ ] Incompatibles not stored separately 66265.177 — V0213 W____
- [ ] Ignitible Waste less than 50 feet 66265.176 — V0214 W____
- [ ] Ignitible Waste not grounded 66265.31 — V0215 W____
- [ ] Storage area not inspected weekly 66265.174 — V0216 W____

DISPOSAL AND TRANSPORTATION

- [ ] Unauth. disposal of waste to _____ 25189.5 — V0313 W____
- [ ] Waste determination not made 66262.11 — V0319 W____
- [ ] Unlawful transport of haz. waste 25163 — V0315 W____
- [ ] Waste transported without manifest 66262.20 — V0316 W____
- [ ] Extremely Haz Waste Permit not obtained 25205.7 — V0317 W____

TRAINING, CONTINGENCY PLAN & EMERGENCY PROCEDURES

- [ ] Training records unavailable 66265.16 — V0405 W____
- [ ] Training program not adequate 66265.16 — V0406 W____
- [ ] Facility not designed to minimize release 66265.31 — V0501 W____
- [ ] Spill control equip not available 66265.32 — V0508 W____
- [ ] Aisle space is obstructed 66265.35 — V0509 W____
- [ ] Contingency plan not prepared and/or on file 66265.51, 66265.53 — V0609 W____

MISCELLANEOUS

- [ ] Waste oil contaminated 25250.7 — V0225 W____
- [ ] Used oil filters improperly managed 66266.130 — V0701 W____
- [ ] Damaged batteries improperly managed 66266.81 — V0702 W____
- [ ] Facility has failed to notify local CUPA and DTSC of onsite treatment of hazardous waste (tiered permitting) — V0125 W____
- [ ] Onsite treatment of waste without authorization 25201 — V0125 W____

II UNDERGROUND STORAGE TANK (UST) REQUIREMENTS:

GENERAL UST REQUIREMENTS

- [ ] Health Permit not obtained 68.1005, 25284 — V3002 T____
- [ ] Repair/modify/close permit not obtained 68.1005 — V3007 T____
- [ ] UST Permit Application not submitted 25286(a) — V3010 T____
- [ ] Operating permit conditions violated 2712 — V3011 T____
- [ ] Failed to notify HMMD of changes 25284 — V3012 T____
- [ ] No owner/operator agreement 25284 — V3005 T____
- [ ] No records of financial coverage 25292.2 — V3013 T____
- [ ] No maint/monit/calib records available 2712(b), 2641(j) — V3001 T____
- [ ] Monitoring Equip. not tested annually 2630, 2641 — V3003 T____

MONITORING REQUIREMENTS (SINGLE WALL)

- [ ] Leak Detection Method does not meet performance standards 2643 — V3014 T____
- [ ] Integrity test not conducted 25292 — V3015 T____
- [ ] Copy of tank test not submitted to HMMD within 30 days 2643 — V3016 T____
- [ ] Manual tank gauging (<2000 gal) 2645 not done properly — V3017 T____
- [ ] Reconciliation not done properly 2646 — V3018 T____
- [ ] Reconciliation not approved for facility 2646 — V3019 T____
- [ ] Dispenser meter(s) not calib annually 2646 — V3020 T____
- [ ] Improper liquid measurements 2646 — V3021 T____
- [ ] Stick in poor condition 2646 — V3022 T____
- [ ] Improper monthly reconciliation 2646 — V3023 T____
- [ ] Failed to report excessive variation 2646 — V3024 T____
- [ ] Pressurized Product Piping Leak Device not tested annually 25292 — V3025 T____
- [ ] No written monitoring procedure 2641 — V3027 T____
- [ ] No written emergency response plan 2641 — V3027 T____
- [ ] SIR reporting incorrectly done 2646.1 — V3004 T____

MONITORING REQUIREMENTS (DOUBLE WALL)

- [ ] Monitoring system not functional 2632 — V3026 T____
- [ ] No written monitoring procedure 2632 — V3027 T____
- [ ] Written emergency response plan not available 2632 — V3028 T____
- [ ] Spill/Overfill equip. not maintained or installed 2635 — V3029 T____

RELEASE REPORTING

- [ ] Failure to report an unauthorized release 25295 — V3009 T____
- [ ] Release record log not available 2651, 2650 — V3030 T____
- [ ] No leak report/investigation/action 2652 — V3031 T____

CLOSURE

- [ ] Temporary closure req. not completed 2671 — V3006 T____
- [ ] Unused tank not properly closed 25298 — V3032 T____
- [ ] Permanent closure req. not completed 2672 — V3033 T____
- [ ] Failed to apply for temporary closure 25298 — V3008 T____

III HAZARDOUS MATERIALS BUSINESS PLAN REQUIREMENTS:

RECORD KEEPING

- [ ] Health Permit not obtained SDCC 68.1105 — V2001 W____
- [ ] Business Plan not established/implemented 25503.5 — V2002 W____
- [ ] Business Plan not submitted to HMMD 25505 — V2007 W____
- [ ] Business Plan not amended 25505 — V2003 W____
- [ ] Personnel Training Records not available 19 CCR 2732 — V2302 W____

RELEASE REPORTING

- [ ] Failure to report a release/threatened release 25507 — V2008 W____

BUSINESS PLAN ELEMENTS

- [ ] Emergency Response Plan inadequate 25504 — V2201 W____
- [ ] Emergency Contacts not provided/current 25509 — V2203 W____
- [ ] Personnel Training Program inadequate 25504 — V2301 W____
- [ ] Inventory is incomplete 25504 — V2005 W____
- [ ] Site Map is not sufficient 25509 — V2202 W____
- [ ] Acutely Haz. Mat. not registered 25533 — V2009 W____

ALL VIOLATIONS MUST BE CORRECTED. PLEASE CALL (619) 338-2222 OR YOUR INSPECTOR IF YOU HAVE ANY QUESTIONS.

James K Bunker — ESTABLISHMENT REPRESENTATIVE

12-21-01 — DATE SIGNED

P.W. Silby Assistant — TITLE

Department of Environmental Health, Hazardous Materials Management Division, P. O. Box 129261, San Diego, CA 92112-9261

DISTRIBUTION: WHITE-RETURN TO HMMD
YELLOW-BUSINESS RETAINS

DEH:HM-923 (Rev. 1/98) NCR

H05397

MONITORING SYSTEM CERTIFICATION

For Use By All Jurisdictions Within the State of California

Authority Cited: Chapter 6.7, Health and Safety Code; Chapter 16, Division 3, Title 23, California Code of Regulations

This form must be used to document testing and servicing of monitoring equipment. A separate certification or report must be prepared for each monitoring system control panel by the technician who performs the work. A copy of this form must be provided to the tank system owner/operator. The owner/operator must submit a copy of this form to the local agency regulating UST systems within 30 days of test date.

A. General Information

Facility Name: City of Poway Bldg. No.: Main Yard

Site Address: 14467 Old Poway Road City: Poway Ca Zip: 92064

Facility Contact Person: Pat Read Contact Phone No.: (858) 679-5445

Make/Model of Monitoring System: MSA Tank Guard Date of Testing/Servicing: 12/31/01

B. Inventory of Equipment Tested/Certified

Check the appropriate boxes to indicate specific equipment inspected/serviced:

Tank ID: #1 Gas	**Tank ID:** #2 Diesel
☐ In-Tank Gauging Probe. Model:	☐ In-Tank Gauging Probe. Model:
■ Annular Space or Vault Sensor. Model: Vapor	■ Annular Space or Vault Sensor. Model: Vapor
■ Piping Sump / Trench Sensor(s). Model: Vapor	■ Piping Sump / Trench Sensor(s). Model: Vapor
☐ Fill Sump Sensor(s). Model:	☐ Fill Sump Sensor(s). Model:
☐ Mechanical Line Leak Detector. Model:	☐ Mechanical Line Leak Detector. Model:
☐ Electronic Line Leak Detector. Model:	☐ Electronic Line Leak Detector. Model:
☐ Tank Overfill / High-Level Sensor. Model:	☐ Tank Overfill / High-Level Sensor. Model:
☐ Other (specify equipment type and model in Section E on Page 2).	☐ Other (specify equipment type and model in Section E on Page 2).
Tank ID:	**Tank ID:**
☐ In-Tank Gauging Probe. Model:	☐ In-Tank Gauging Probe. Model:
☐ Annular Space or Vault Sensor. Model:	☐ Annular Space or Vault Sensor. Model:
☐ Piping Sump / Trench Sensor(s). Model:	☐ Piping Sump / Trench Sensor(s). Model:
☐ Fill Sump Sensor(s). Model:	☐ Fill Sump Sensor(s). Model:
☐ Mechanical Line Leak Detector. Model:	☐ Mechanical Line Leak Detector. Model:
☐ Electronic Line Leak Detector. Model:	☐ Electronic Line Leak Detector. Model:
☐ Tank Overfill / High-Level Sensor. Model:	☐ Tank Overfill / High-Level Sensor. Model:
☐ Other (specify equipment type and model in Section E on Page 2).	☐ Other (specify equipment type and model in Section E on Page 2).
Dispenser ID: #1	**Dispenser ID:** #2
☐ Dispenser Containment Sensor(s). Model:	☐ Dispenser Containment Sensor(s). Model:
■ Shear Valve(s).	■ Shear Valve(s).
☐ Dispenser Containment Float(s) and Chain(s).	☐ Dispenser Containment Float(s) and Chain(s).
Dispenser ID:	**Dispenser ID:**
☐ Dispenser Containment Sensor(s). Model:	☐ Dispenser Containment Sensor(s). Model:
☐ Shear Valve(s).	☐ Shear Valve(s).
☐ Dispenser Containment Float(s) and Chain(s).	☐ Dispenser Containment Float(s) and Chain(s).
Dispenser ID:	**Dispenser ID:**
☐ Dispenser Containment Sensor(s). Model:	☐ Dispenser Containment Sensor(s). Model:
☐ Shear Valve(s).	☐ Shear Valve(s).
☐ Dispenser Containment Float(s) and Chain(s).	☐ Dispenser Containment Float(s) and Chain(s).

*If the facility contains more tanks or dispensers, copy this form. Include information for every tank and dispenser at the facility.

C. Certification

- I certify that the equipment identified in this document was inspected/serviced in accordance with the manufacturers' guidelines. Attached to this Certification is information (e.g. manufacturers' checklists) necessary to verify that this information is correct and a Plot Plan showing the layout of monitoring equipment. For any equipment capable of generating such reports, I have also attached a copy of the report; *(check all that apply)*: ☐ System set-up ☐ Alarm history report N/A

Technician Name (print): S. Ivey Signature:

Certification No.: 90-1406 License No.: C61 #825

Testing Company Name: Tait Stateenv Phone No.: (760) 956-0024

Site Address: 17100 Bear Valley Rd Victorville Ca. Date of Testing/Servicing: 12/31/01

H05397

ing System Certification

Address: 14467 Lake Poway Road, City of Poway Date of Testing/Servicing: 12/13/07

Results of Testing/Servicing

Software Version Installed: N/A

Complete the following checklist:

Yes	☐ No*	Is the audible alarm operational?
Yes	☐ No*	Is the visual alarm operational?
Yes	☐ No*	Were all sensors visually inspected, functionally tested, and confirmed operational?
Yes	☐ No*	Were all sensors installed at lowest point of secondary containment and positioned so that other equipment will not interfere with their proper operation?
Yes	☐ No* ☒ N/A	If alarms are relayed to a remote monitoring station, is all communications equipment (e.g. modem) operational?
Yes	☐ No* ☒ N/A	For pressurized piping systems, does the turbine automatically shut down if the piping secondary containment monitoring system detects a leak, fails to operate, or is electrically disconnected? If yes: which sensors initiate positive shut-down? *(Check all that apply)* ☐ Sump/Trench Sensors; ☐ Dispenser Containment Sensors. Did you confirm positive shut-down due to leaks and sensor failure/disconnection? ☐ Yes; ☐ No.
Yes	☐ No* ☒ N/A	For tank systems that utilize the monitoring system as the primary tank overfill warning device (i.e. no mechanical overfill prevention valve is installed), is the overfill warning alarm visible and audible at the tank fill point(s) and operating properly? If so, at what percent of tank capacity does the alarm trigger? _____%
Yes*	☒ No	Was any monitoring equipment replaced? If yes, identify specific sensors, probes, or other equipment replaced and list the manufacturer name and model for all replacement parts in Section E, below.
Yes*	☒ No	Was liquid found inside any secondary containment systems designed as dry systems? *(Check all that apply)* ☐ Product; ☐ Water. If yes, describe causes in Section E, below.
Yes	☐ No*	Was monitoring system set-up reviewed to ensure proper settings?
Yes	☐ No*	Is all monitoring equipment operational per manufacturer's specifications?

In Section E below, describe how and when these deficiencies were or will be corrected.

Comments: _____

H05397

ring System Certification

Address: 14467 Lake Pomar Rd City Pomar Date of Testing/Servicing: 12/8/01

F. In-Tank Gauging / SIR Equipment:

☐ Check this box if tank gauging is used only for inventory control.
■ Check this box if no tank gauging or SIR equipment is installed.

This section must be completed if in-tank gauging equipment is used to perform leak detection monitoring.

Complete the following checklist:

☐ Yes	☐ No*	Has all input wiring been inspected for proper entry and termination, including testing for ground faults?
☐ Yes	☐ No*	Were all tank gauging probes visually inspected for damage and residue buildup?
☐ Yes	☐ No*	Was accuracy of system product level readings tested?
☐ Yes	☐ No*	Was accuracy of system water level readings tested?
☐ Yes	☐ No*	Were all probes reinstalled properly?
☐ Yes	☐ No*	Were all items on the equipment manufacturer's maintenance checklist completed?

* In the Section H, below, describe how and when these deficiencies were or will be corrected.

G. Line Leak Detectors (LLD):

☐ Check this box if LLDs are not installed.

Complete the following checklist:

■ Yes	☐ No* ☐ N/A	For equipment start-up or annual equipment certification, was a leak simulated to verify LLD performance? *(Check all that apply)* Simulated leak rate: ■ 3 g.p.h.[1]; ☐ 0.1 g.p.h.[1]; ☐ 0.2 g.p.h.[2] Notes: 1. Required for equipment start-up certification and annual certification. 2. Unless mandated by local agency, certification required only for electronic LLD start-up.
■ Yes	☐ No*	Were all LLDs confirmed operational and accurate within regulatory requirements?
■ Yes	☐ No*	Was the testing apparatus properly calibrated?
■ Yes	☐ No* ☐ N/A	For mechanical LLDs, does the LLD restrict product flow if it detects a leak?
☐ Yes	☐ No* ■ N/A	For electronic LLDs, does the turbine automatically shut off if the LLD detects a leak?
☐ Yes	☐ No* ■ N/A	For electronic LLDs, does the turbine automatically shut off if any portion of the monitoring system is disabled or disconnected?
☐ Yes	☐ No* ■ N/A	For electronic LLDs, does the turbine automatically shut off if any portion of the monitoring system malfunctions or fails a test?
☐ Yes	☐ No* ■ N/A	For electronic LLDs, have all accessible wiring connections been visually inspected?
■ Yes	☐ No*	Were all items on the equipment manufacturer's maintenance checklist completed?

* In the Section H, below, describe how and when these deficiencies were or will be corrected.

H. Comments:

H05397



CITY OF POWAY
CITY YARD
14415 LAKE POWAY RD
POWAY CA 92064

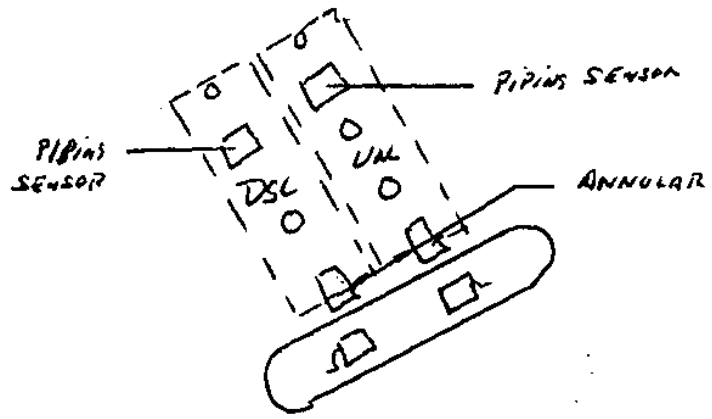

ENTRANCE

H05397

TRI-STATE — ENVIRONMENTAL

HORNER EZY CHEK PRODUCT LINE TEST

12-3-01
DATE

City of Poway
COMPANY NAME

14467 LAKE POWAY RD
ADDRESS

POWAY CA 92064
CITY · STATE · STATE

* LINE #1
GASOLINE

LINE/LEAK DETECTOR TEST

Serial Number	Resiliency	Opening Time	Test Leak Rate ML/Min	Functional Element Holding PSI	Metering PSI	Pass or Fail
FX-2	31	2	189	10	:10	Pass

HORNER EZY CHEK PRODUCT LINE TEST

Line Start	Line End	+/-	GPL	Result	Time
21	21	0	.0037	0	10
21	21	0	.0037	0	20
21	21	0	.0037	0	30

Monitor Period Results 0

Line Start	Line End	+/-	GPL	Result	Time
21	21	0	.0037	0	10
21	21	0	.0037	0	20
21	21	0	.0037	0	30
21	21	0	.0037	0	40
21	21	0	.0037	0	50
21	21	0	.0037	0	60

Test Period Results 0

Pass or Fail Criteria Pass Final Result 0

Art Gomez

H05397

TRI-STATE — ENVIRONMENTAL

HORNER EZY CHEK PRODUCT LINE TEST

12-3-01
DATE

City of Poway
COMPANY NAME

14467 Lake Poway Rd.
ADDRESS

Poway CA 92064
CITY · STATE · STATE

#2 Diesel

LINE/LEAK DETECTOR TEST

Serial Number	Resiliency	Opening Time	Test Leak Rate ML/Min	Functional Element Holding PSI	Metering PSI	Pass or Fail
166017	21	2	195	11	10	Pass

HORNER EZY CHEK PRODUCT LINE TEST

Line Start	Line End	+/-	GPL	Result	Time
31	31	0	.0037	0	10
31	31	0	.0037	0	20
31	31	0	.0037	0	30

Monitor Period Results 0

Line Start	Line End	+/-	GPL	Result	Time
31	31	0	.0037	0	10
31	31	0	.0037	0	20
31	31	0	.0037	0	30
31	31	0	.0037	0	40
31	31	0	.0037	0	50
31	31	0	.0037	0	60

Test Period Results 0

Pass or Fail Criteria Pass Final Result 0

CA# 90-1406

H05397

K24

MONITORING SYSTEM CERTIFICATION

For Use By All Jurisdictions Within the State of California

Authority Cited: Chapter 6.7, Health and Safety Code; Chapter 16, Division 3, Title 23, California Code of Regulations

This form must be used to document testing and servicing of monitoring equipment. A separate certification or report must be prepared for each monitoring system control panel by the technician who performs the work. A copy of this form must be provided to the tank system owner/operator. The owner/operator must submit a copy of this form to the local agency regulating UST systems within 30 days of test date.

A. General Information

Facility Name: City of Poway Bldg. No.: Main Yard

Site Address: 14962 Lake Poway Road City: Poway Ca Zip: 92064

Facility Contact Person: Pat Ryan Contact Phone No.: (858) 679-5545

Make/Model of Monitoring System: MSA Tank Gauge Date of Testing/Servicing: 12/8/01

B. Inventory of Equipment Tested/Certified

Check the appropriate boxes to indicate specific equipment inspected/serviced:

Tank ID: #1 Gas	Tank ID: #2 Diesel
☐ In-Tank Gauging Probe. Model:	☐ In-Tank Gauging Probe. Model:
■ Annular Space or Vault Sensor. Model: Vapor	■ Annular Space or Vault Sensor. Model: Vapor
■ Piping Sump / Trench Sensor(s). Model: Vapor	■ Piping Sump / Trench Sensor(s). Model: Vapor
☐ Fill Sump Sensor(s). Model:	☐ Fill Sump Sensor(s). Model:
☐ Mechanical Line Leak Detector. Model:	☐ Mechanical Line Leak Detector. Model:
☐ Electronic Line Leak Detector. Model:	☐ Electronic Line Leak Detector. Model:
☐ Tank Overfill / High-Level Sensor. Model:	☐ Tank Overfill / High-Level Sensor. Model:
☐ Other (specify equipment type and model in Section E on Page 2).	☐ Other (specify equipment type and model in Section E on Page 2).
Tank ID:	Tank ID:
☐ In-Tank Gauging Probe. Model:	☐ In-Tank Gauging Probe. Model:
☐ Annular Space or Vault Sensor. Model:	☐ Annular Space or Vault Sensor. Model:
☐ Piping Sump / Trench Sensor(s). Model:	☐ Piping Sump / Trench Sensor(s). Model:
☐ Fill Sump Sensor(s). Model:	☐ Fill Sump Sensor(s). Model:
☐ Mechanical Line Leak Detector. Model:	☐ Mechanical Line Leak Detector. Model:
☐ Electronic Line Leak Detector. Model:	☐ Electronic Line Leak Detector. Model:
☐ Tank Overfill / High-Level Sensor. Model:	☐ Tank Overfill / High-Level Sensor. Model:
☐ Other (specify equipment type and model in Section E on Page 2).	☐ Other (specify equipment type and model in Section E on Page 2).
Dispenser ID: #1	Dispenser ID: #2
☐ Dispenser Containment Sensor(s). Model:	☐ Dispenser Containment Sensor(s). Model:
■ Shear Valve(s).	■ Shear Valve(s).
☐ Dispenser Containment Float(s) and Chain(s).	☐ Dispenser Containment Float(s) and Chain(s).
Dispenser ID:	Dispenser ID:
☐ Dispenser Containment Sensor(s). Model:	☐ Dispenser Containment Sensor(s). Model:
☐ Shear Valve(s).	☐ Shear Valve(s).
☐ Dispenser Containment Float(s) and Chain(s).	☐ Dispenser Containment Float(s) and Chain(s).
Dispenser ID:	Dispenser ID:
☐ Dispenser Containment Sensor(s). Model:	☐ Dispenser Containment Sensor(s). Model:
☐ Shear Valve(s).	☐ Shear Valve(s).
☐ Dispenser Containment Float(s) and Chain(s).	☐ Dispenser Containment Float(s) and Chain(s).

*If the facility contains more tanks or dispensers, copy this form. Include information for every tank and dispenser at the facility.

C. Certification

I certify that the equipment identified in this document was inspected/serviced in accordance with the manufacturers' guidelines. Attached to this Certification is information (e.g. manufacturers' checklists) necessary to verify that this information is correct and a Plot Plan showing the layout of monitoring equipment. For any equipment capable of generating such reports, I have also attached a copy of the report; *(check all that apply)*: ☐ System set-up ☐ Alarm history report N/A

Technician Name (print): S. Troy Signature:

Certification No.: 90-1406 License. No.: C10 827.5

Testing Company Name: Tri State Env. Phone No.: (760) 956-0024

Site Address: 17100 Bear Valley Rd Victorville Ca Date of Testing/Servicing: 12/8/01

#105397

Monitoring System Certification

Site Address: 14467 Lake Power Road, City of Power Date of Testing/Servicing: 12/3/07

D. Results of Testing/Servicing

Software Version Installed: N/A

Complete the following checklist:

☒ Yes	☐ No*	Is the audible alarm operational?
☒ Yes	☐ No*	Is the visual alarm operational?
☒ Yes	☐ No*	Were all sensors visually inspected, functionally tested, and confirmed operational?
☒ Yes	☐ No*	Were all sensors installed at lowest point of secondary containment and positioned so that other equipment will not interfere with their proper operation?
☐ Yes	☐ No* ☒ N/A	If alarms are relayed to a remote monitoring station, is all communications equipment (e.g. modem) operational?
☐ Yes	☐ No* ☒ N/A	For pressurized piping systems, does the turbine automatically shut down if the piping secondary containment monitoring system detects a leak, fails to operate, or is electrically disconnected? If yes: which sensors initiate positive shut-down? *(Check all that apply)* ☐ Sump/Trench Sensors; ☐ Dispenser Containment Sensors. Did you confirm positive shut-down due to leaks and sensor failure/disconnection? ☐ Yes; ☐ No.
☐ Yes	☐ No* ☒ N/A	For tank systems that utilize the monitoring system as the primary tank overfill warning device (i.e. no mechanical overfill prevention valve is installed), is the overfill warning alarm visible and audible at the tank fill point(s) and operating properly? If so, at what percent of tank capacity does the alarm trigger? _____ %
☐ Yes*	☒ No	Was any monitoring equipment replaced? If yes, identify specific sensors, probes, or other equipment replaced and list the manufacturer name and model for all replacement parts in Section E, below.
☐ Yes*	☒ No	Was liquid found inside any secondary containment systems designed as dry systems? *(Check all that apply)* ☐ Product; ☐ Water. If yes, describe causes in Section E, below.
☒ Yes	☐ No*	Was monitoring system set-up reviewed to ensure proper settings?
☒ Yes	☐ No*	Is all monitoring equipment operational per manufacturer's specifications?

* In Section E below, describe how and when these deficiencies were or will be corrected.

E. Comments:

H05397

Monitoring System Certification

Site Address: 14467 Lake Pomar Rd Clifton Park Date of Testing/Servicing: 12/28/01

F. In-Tank Gauging / SIR Equipment:

☐ Check this box if tank gauging is used only for inventory control.
■ Check this box if no tank gauging or SIR equipment is installed.

This section must be completed if in-tank gauging equipment is used to perform leak detection monitoring.

Complete the following checklist:

☐ Yes	☐ No*	Has all input wiring been inspected for proper entry and termination, including testing for ground faults?
☐ Yes	☐ No*	Were all tank gauging probes visually inspected for damage and residue buildup?
☐ Yes	☐ No*	Was accuracy of system product level readings tested?
☐ Yes	☐ No*	Was accuracy of system water level readings tested?
☐ Yes	☐ No*	Were all probes reinstalled properly?
☐ Yes	☐ No*	Were all items on the equipment manufacturer's maintenance checklist completed?

* In the Section H, below, describe how and when these deficiencies were or will be corrected.

G. Line Leak Detectors (LLD):

☐ Check this box if LLDs are not installed.

Complete the following checklist:

■ Yes	☐ No* ☐ N/A	For equipment start-up or annual equipment certification, was a leak simulated to verify LLD performance? *(Check all that apply)* Simulated leak rate: ■ 3 g.p.h.[1]; ☐ 0.1 g.p.h.[2]; ☐ 0.2 g.p.h.[2] Notes: 1. Required for equipment start-up certification and annual certification. 2. Unless mandated by local agency, certification required only for electronic LLD start-up.
■ Yes	☐ No*	Were all LLDs confirmed operational and accurate within regulatory requirements?
■ Yes	☐ No*	Was the testing apparatus properly calibrated?
■ Yes	☐ No* ☐ N/A	For mechanical LLDs, does the LLD restrict product flow if it detects a leak?
☐ Yes	☐ No* ■ N/A	For electronic LLDs, does the turbine automatically shut off if the LLD detects a leak?
☐ Yes	☐ No* ■ N/A	For electronic LLDs, does the turbine automatically shut off if any portion of the monitoring system is disabled or disconnected?
☐ Yes	☐ No* ■ N/A	For electronic LLDs, does the turbine automatically shut off if any portion of the monitoring system malfunctions or fails a test?
☐ Yes	☐ No* ■ N/A	For electronic LLDs, have all accessible wiring connections been visually inspected?
■ Yes	☐ No*	Were all items on the equipment manufacturer's maintenance checklist completed?

* In the Section H, below, describe how and when these deficiencies were or will be corrected.

H. Comments:

H05397

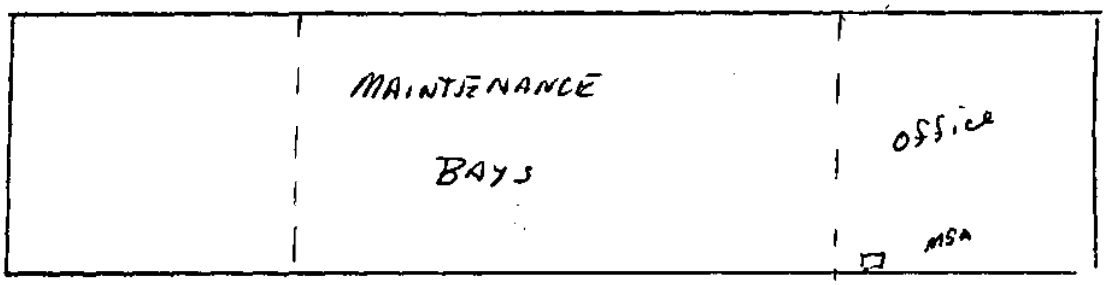

CITY OF POWAY
CITY YARD
14415 LAKE POWAY RD
POWAY CA 92064

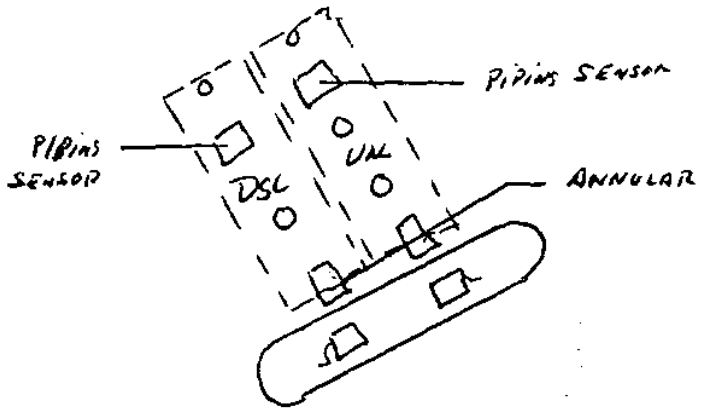

ENTRANCE

H05397

TRI-STATE — ENVIRONMENTAL

HORNER EZY CHEK PRODUCT LINE TEST

12-3-01
DATE

City of Poway
COMPANY NAME

14467 LAKE POWAY RD
ADDRESS

Poway CA 92064
CITY · STATE · STATE

*LINE #1
GASOLINE

LINE/LEAK DETECTOR TEST

Serial Number	Resiliency	Opening Time	Test Leak Rate ML/Min	Functional Element Holding PSI	Metering PSI	Pass or Fail
FX-2	31	2	189	10	10	Pass

HORNER EZY CHEK PRODUCT
LINE TEST

Line Start	Line End	+/-	GPL	Result	Time
71	71	0	.0037	0	10
71	71	0	.0037	0	20
71	71	0	.0037	0	30

Monitor Period Results 0

Line Start	Line End	+/-	GPL	Result	Time
71	71	0	.0037	0	10
71	71	0	.0037	0	20
71	71	0	.0037	0	30
71	71	0	.0037	0	40
71	71	0	.0037	0	50
71	71	0	.0037	0	60

Test Period Results 0

Pass or Fail Criteria PASS Final Result 0

A# 90-1406

405397

TRI-STATE — ENVIRONMENTAL

HORNER EZY CHEK PRODUCT LINE TEST

12-3-01
DATE

City of Poway
COMPANY NAME

14467 Lake Poway Rd.
ADDRESS

Poway CA 92064
CITY - STATE - STATE

#2 Diesel

LINE/LEAK DETECTOR TEST

Serial Number	Resiliency	Opening Time	Test Leak Rate ML/Min	Functional Element Holding PSI	Metering PSI	Pass or Fail
MODIT	21	2	185	11	10	Pass

HORNER EZY CHEK PRODUCT
LINE TEST

Line Start	Line End	+/-	CPL	Result	Time
31	31	0	.0037	0	10
31	31	0	.0037	0	20
31	31	0	.0037	0	30

Monitor Period Results 0

Line Start	Line End	+/-	CPL	Result	Time
31	31	0	.0037	0	10
31	31	0	.0037	0	20
31	31	0	.0037	0	30
31	31	0	.0037	0	40
31	31	0	.0037	0	50
31	31	0	.0037	0	60

Test Period Results 0

Pass or Fail Criteria PASS Final Result 0

CA# 90-1406

COUNTY OF SAN DIEGO

AST CERTIFICATION & ENGINEERING ASSESSMENT EXEMPTION NOTIFICATION

EST. NO. H05397
DATE 02-01-02
TANK CAPACITY 500 GAL
CONTENTS USED OIL
SECONDARY CONTAINMENT TYPE STEEL DOUBLE WALL HEAVY DUTY FIBERGLASS GEL COATED
YEAR INSTALLED 01-10-99
U/L APPROVED (Y/N) UL 142
TANK ID (if applicable) 05009
SPECIALIST E. PAREDES
DATE OF REQUEST 02-01-02

BUSINESS NAME CITY OF POWAY
ADDRESS 14915 LAKE POWAY RD
CITY/ZIP POWAY CA 92064

I certify that the aboveground used oil/waste antifreeze tank meets the requirements of the California Code of Regulation (CCR) for exemption from the Professional Engineering Assessment [reference Title 22 CCR section 66265.192(j)].

Owner/Operator Signature X [signature] Print Name PATRICK RYAN Date 02-01-02

The Local Fire Marshal installation, usage, and design approval are attached, OR The Local Fire Marshal has reviewed this aboveground tank for conformance with applicable regulations.

Fire Marshal Approval Signature: X [signature] Print Name JOSEPH D. WALTER Date 02-01-02

The Hazardous Materials Division (HMD) conditionally approves the installation of the used oil/waste antifreeze aboveground storage tank as long *as you comply with the following terms and conditions*:

TERMS AND CONDITIONS

1. The aboveground tank, installed after July 1, 1991, must contain **used oil or waste antifreeze** only **(a non-RCRA waste)** as defined in HSC section 25250.1 and has no connected piping.
2. The local Fire Marshal approved and/or permitted the installation, usage, and design per municipal codes and the tank operator maintains documentation supporting this requirement.
3. The primary tank is surrounded with greater than 100% secondary containment.
4. If the tank system is exposed to precipitation, the secondary containment must, in addition to the requirement of item 3 above, be able to handle a 25 year, 24 hour rainfall event, with no intrusion or flooding problems. The HMD strongly advises that the tank system be completely covered to prevent such problems, following all local building and zoning requirements.
5. The facility must have a written leak detection program and daily inspection logs onsite as required in 22 CCR sections 66265.194-195 for review by HMD inspectors. Ensure that appropriate controls and practices are in-place at all times to prevent spills, leaks, or overflows from occurring. The secondary containment should be kept empty and dry, except when there is a leak or spill, at which time the secondary containment must be thoroughly cleaned out within 24 hours. The cause of a leak or spill would need to be determined and corrective actions taken (refer. 22 CCR section 66265.196).
6. The tank must be installed and maintained on a non-permeable surface, i.e. concrete (in good repair) or sealed asphalt (in good condition).
7. The operator needs to revise their Business Plan site map, if applicable.
8. The facility should maintain a photocopy of this notification onsite to show to an inspector during facility inspections.

Provided you do not change the configuration of the tank, this exemption is good for 3 years from the date of request for exemption above. In the future, if you make any changes or modifications to the tank system, submit a description of the proposed changes in writing to the HMD 30 days before making the changes to ensure compliance with applicable regulations. Attached is a fact sheet developed by the HMD for your information regarding the regulation of hazardous waste tank systems.

This approval does not exempt your facility from compliance with additional requirements that may be enforced by other local, State, or Federal agencies with regards to storage of hazardous materials in a tank system.

HMD Supervisor's Signature [signature] Date Signed 3-17-03

Department of Environmental Health, Hazardous Materials Division, P.O. Box 129261, San Diego, CA 92112-9261; (619) 338-2222

File H05397 Poway 2/6/02

State of California
State Water Resources Control Board
Division of Clean Water Programs
P.O. Box 944212
Sacramento, CA 94244-2120

RECEIVED

(Instructions on reverse)

For State Use Only

CERTIFICATION OF FINANCIAL RESPONSIBILITY

FOR UNDERGROUND STORAGE TANKS CONTAINING PETROLEUM

A. I am required to demonstrate Financial Responsibility in the required amounts as specified in Section 2807, Chapter 18, Div. 3, Title 23, CCR:

☒ 500,000 dollars per occurrence or ☐ 1 million dollars per occurrence

AND

☒ 1 million dollars annual aggregate or ☐ 2 million dollars annual aggregate

B. City of Poway hereby certifies that it is in compliance with the requirements of Section 2807, Article 3, Chapter 18, Division 3, Title 23, California Code of Regulations.

(Name of Tank Owner or Operator)

The mechanisms used to demonstrate financial responsibility as required by Section 2807 are as follows:

C. Mechanism Type	Name and Address of Issuer	Mechanism Number	Coverage Amount	Coverage Period	Corrective Action	Third Party Comp.
self insured JPIA Pollution Liability Policy	California Joint Powers Insurance Authority 8081 Moody Street La Palma, CA 90623	PLL01	$10,000,000 per occurrence and Annual aggregate	7/1/00 through 7/1/03	yes	yes

Note: If you are using the State Fund as any part of your demonstration of financial responsibility, your execution and submission of this certification also certifies that you are in compliance with all conditions for participation in the Fund.

D. Facility Name	Facility Address
City of Poway, Fleet and Facilities Maintenance, #H05397	14415 Lake Poway Road, Poway CA 92064

E. Signature of Tank Owner or Operator: James L Bowersox — Date: 1/28/02 — Name and Title of Tank Owner or Operator: James L. Bowersox, City Manager

Signature of Witness or Notary: Sherrie D Worrell — Date: 1/28/02 — Name of Witness or Notary: Sherrie D. Worrell

CF3(Revised 04/99)

FILE: Original - Local Agency Copies - Facility/Site(s)

RECEIVED
2002 FEB 6 P 1:51
O.E.M.
MAILROOM

CALIFORNIA JPIA
8081 Moody Street, La Palma, California 90623

July 1, 2001 PLL 01

PROGRAM: **Pollution Legal Liability And Remediation Legal Liability** for sudden and gradual pollution coverage of scheduled property, streets, and storm drains owned by all California JPIA Members. Coverage is on a claims-made basis.

S

PROTECTION PERIOD: July 1, 2000 to July 1, 2003 at 12:01 a.m. Pacific Time

U

PROTECTS: CALIFORNIA JPIA members (including wholly owned and controlled Authorities, Agencies, etc.)

COVERS: Legal liability for pollution, legal liability for remediation of pollution, and legal defense expense arising out of the following property, and pollution conditions arising from a Member's product or waste during transportation by a third party carrier.

M

1. Scheduled property
2. Streets
3. Storm drains
4. Approved underground tanks
5. Approved, non-owned disposal sites
6. Acquired property (high exposure at additional premium) reported within 30 days
7. Extended reporting period of 3 years from the date of divestment for divested property for pollution conditions existing prior to divestment
8. Polluted water supplied by Member
9. Bodily injury from lead-based paint and asbestos

M

A

LIMITS:

CALIFORNIA JPIA Limit:	$50 million for 3 years; reinstatement of $50 million if needed
Per-Member Sub-limit:	$10 million PER MEMBER
Self-insured retention:	$50,000 PER OCCURRENCE

R

EXCLUSIONS:

1. Known conditions
2. Fines and penalties
3. Workers Compensation
4. Nuclear hazard
5. Intentional acts
6. Acts of war or insurrection

Y

THE ABOVE IS A SUMMARY ONLY!
IT DOES NOT MODIFY THE INSURANCE POLICY.
FOR FULL COVERAGE DETAILS SEE COPY OF POLICY
ON FILE AT THE CJPIA OFFICE.
EFFECTIVE July 1, 2001

Rev: 7/31/01

CALIFORNIA ALL-PURPOSE ACKNOWLEDGMENT

State of California

County of San Diego } ss.

On January 28, 2002 (Date) before me, Sherrie D. Worrell, Notary Public (Name and Title of Officer (e.g., "Jane Doe, Notary Public")),

personally appeared James L. Bowersox (Name(s) of Signer(s)),

SHERRIE D. WORRELL
Commission # 1223093
Notary Public - California
San Diego County
My Comm. Expires Jun 30, 2003

☒ personally known to me
☐ proved to me on the basis of satisfactory evidence

to be the person(s) whose name(s) is/are subscribed to the within instrument and acknowledged to me that he/she/they executed the same in his/her/their authorized capacity(ies), and that by his/her/their signature(s) on the instrument the person(s), or the entity upon behalf of which the person(s) acted, executed the instrument.

WITNESS my hand and official seal.

Sherrie D. Worrell
Signature of Notary Public

Place Notary Seal Above

OPTIONAL

Though the information below is not required by law, it may prove valuable to persons relying on the document and could prevent fraudulent removal and reattachment of this form to another document.

Description of Attached Document

Title or Type of Document: Certification of Financial Responsibility

Document Date: 1/28/02 Number of Pages: _____

Signer(s) Other Than Named Above: _____

Capacity(ies) Claimed by Signer

Signer's Name: _____

☐ Individual
☐ Corporate Officer — Title(s): _____
☐ Partner — ☐ Limited ☐ General
☐ Attorney in Fact
☐ Trustee
☐ Guardian or Conservator
☐ Other: _____

Signer Is Representing: _____

RIGHT THUMBPRINT OF SIGNER
Top of thumb here

© 1999 National Notary Association • 9350 De Soto Ave., P.O. Box 2402 • Chatsworth, CA 91313-2402 • www.nationalnotary.org Prod. No. 5907 Reorder: Call Toll-Free 1-800-876-6827

COUNTY OF SAN DIEGO

AST CERTIFICATION & ENGINEERING ASSESSMENT EXEMPTION NOTIFICATION

EST. NO. H05397
DATE 02-01-02
TANK CAPACITY 4,000 GAL
CONTENTS USED OIL
SECONDARY CONTAINMENT TYPE 4100 % SECONDARY CONT.
YEAR INSTALLED 1998
U/L APPROVED (Y/N) Y
TANK ID (if applicable) N/A/05009
SPECIALIST
DATE OF REQUEST 02-01-02

BUSINESS NAME CITY OF POWAY
ADDRESS 14911 LAKE POWAY RD.
CITY/ZIP POWAY CA. 92064

I certify that the aboveground used oil/waste antifreeze tank meets the requirements of the California Code of Regulation (CCR) for exemption from the Professional Engineering Assessment [reference Title 22 CCR section 66265.192(j)].

Owner/Operator Signature X [signature] Print Name PATRICK RYAN Date 02-01-02

The Local Fire Marshal installation, usage, and design approval are attached, OR The Local Fire Marshal has reviewed this aboveground tank for conformance with applicable regulations.

Fire Marshal Approval Signature: X [signature] Print Name JOSEPH D. WALTER Date 02-01-02

The Hazardous Materials Division (HMD) conditionally approves the installation of the used oil/waste antifreeze aboveground storage tank as long *as you comply with the following terms and conditions*:

TERMS AND CONDITIONS

1. The aboveground tank, installed after July 1, 1991, must contain used **oil or waste antifreeze** only **(a non-RCRA waste)** as defined in HSC section 25250.1 and has no connected piping.
2. The local Fire Marshal approved and/or permitted the installation, usage, and design per municipal codes and the tank operator maintains documentation supporting this requirement.
3. The primary tank is surrounded with greater than 100% secondary containment.
4. If the tank system is exposed to precipitation, the secondary containment must, in addition to the requirement of item 3 above, be able to handle a 25 year, 24 hour rainfall event, with no intrusion or flooding problems. The HMD strongly advises that the tank system be completely covered to prevent such problems, following all local building and zoning requirements.
5. The facility must have a written leak detection program and **daily** inspection logs onsite as required in 22 CCR sections 66265.194-195 for review by HMD inspectors. Ensure that appropriate controls and practices are in-place at all times to prevent spills, leaks, or overflows from occurring. The secondary containment should be kept empty and dry, except when there is a leak or spill, at which time the secondary containment must be thoroughly cleaned out within 24 hours. The cause of a leak or spill would need to be determined and corrective actions taken (refer. 22 CCR section 66265.196).
6. The tank must be installed and maintained on a non-permeable surface, i.e. concrete (in good repair) or sealed asphalt (in good condition).
7. The operator needs to revise their Business Plan site map, if applicable.
8. The facility should maintain a photocopy of this notification onsite to show to an inspector during facility inspections.

Provided you do not change the configuration of the tank, this exemption is good for 3 years from the date of request for exemption above. In the future, if you make any changes or modifications to the tank system, submit a description of the proposed changes in writing to the HMD 30 days before making the changes to ensure compliance with applicable regulations. Attached is a fact sheet developed by the HMD for your information regarding the regulation of hazardous waste tank systems.

This approval does not exempt your facility from compliance with additional requirements that may be enforced by other local, State, or Federal agencies with regards to storage of hazardous materials in a tank system.

HMD Supervisor's Signature _____ Date Signed _____

Department of Environmental Health, Hazardous Materials Division, P.O. Box 129261, San Diego, CA 92112-9261; (619) 338-2222

FILE WORK SHEET

H 05397 - ___
RT2059

Repipe / Repair / Upgrade

DATE	COMMENTS	INITIALS
10/15/02	Rcvd application from Andrew Paszterko	
	GRF Consulting. w/CK# 1017 for $755.00	
	Pending FIRE & APCD Permit.	M.M.
10/31/02	PERMIT APPROVED	(JR)
10-31-02	Left VM - advising permit is ready but	
	FIRE & APCD required before permit	
	can be released.	CMD
11-21-02	Received APCD. Richard Hansen released	
	permit. Fire permit will follow if the city	
	of Poway requires it.	CMD
1/7/03	SOIL SAMPLING SCHEDULED W/ KENT HUTH FOR	
	JAN. 8 (WED) AT 1PM	(RH)
1/15/03	Pressure Test Inspection on Thursday,	
	16 JAN 2003 at 1:00PM for Richard Hansen.	CMD
1/16/03	PT, pass.	R Hansen
3/18/03	Lab rcvd. To M. Vernetti	
3/21/03	OKAY TO CLOSE NFA	
4.2.03	Closed per M. Vernetti. To main file.	CMD
4/3/03	Filed final report - OK to close	A.S.
2-11-05	Clearance checklist printed & verified.	SC
2-22-05	close-out to main file.	SM
4-11-05	RT 2059 sent to main file	fa

GENERAL PERMIT - CLEARANCE CHECKLIST

Application | Address | Owner | Applicant | Profess | Checklist | Scope | Fee Calc | Fee Pmt | Comments

Permit Type: HURT #: 2059 Project: Date: 16-OCT-2002

APN: 278-431-36-00 14415 LAKE POWAY RD SDC

X	Activity	Description	Assgd To	Target End Date	Decision	By	Decision Date	Nodes Beg	Nodes End	Cmt
☐	6HUAPPROV	PLAN CHECK PERMIT APPRO		22-MAR-2003	6HCOMPLETE	RRAPISTA	31-OCT-2002	1	2	☑
☐	6HUFILE	FILE NOTES FOR UST PLAN C		22-MAR-2003	6HCOMPLETE	CDELACRU	16-OCT-2002	1	2	☑
☐	6HURECEIVE	PERMIT APPLICATION RECEI		22-MAR-2003	6HCOMPLETE	CDELACRU	16-OCT-2002	1	2	☑
☐	6HUFILE	FILE NOTES FOR UST PLAN C		22-MAR-2003	6HCOMPLETE	CDELACRU	31-OCT-2002	2	3	☑
☐	6HUFILE	FILE NOTES FOR UST PLAN C		22-MAR-2003	6HCOMPLETE	CDELACRU	21-NOV-2002	3	4	☑
☐	6HU_SOIL	SOIL SAMPLE INSPECTION - U		22-MAR-2003	6HCOMPLETE	KHUTH	08-JAN-2003	4	5	☑
☐	6HUTEST	PRESSURE TEST INSPECTIO		22-MAR-2003	6HCOMPLETE	RHANSEEH	16-JAN-2003	5	6	☑
☐	6HU_LAB	LAB DATA RECEIVED - UST		22-MAR-2003	6HCOMPLETE	RHANSEEH	27-JAN-2003	7	8	☑
☐	6HU_FINAL	FINAL TANK INSPECTION - US		22-MAR-2003	6HCOMPLETE	ASEIGEL	05-FEB-2003	8	9	☑
☐	6LSAM	SAM REVIEW	KHUTH	22-MAR-2003	6LCOMPLETE	MVERNEEH	21-MAR-2003	9	10	☑
☐	6HUCLOSED	UST PLAN CHECK PERMIT CL		01-APR-2003	6HCOMPLETE	CDELACRU	02-APR-2003	10	11	☐
☐										☐
☐										☐
☐										☐

Dept: Dur: Comment: REFERENCE PERMIT 105397; REPIPE 2 USTS ◉ All Activities

Stat: Dur Type: C ○ Only Available

Notes | Permit Signoff | Activity Point | Add Activity | Assign Activities

SC

County of San Diego

DEPARTMENT OF ENVIRONMENTAL HEALTH-HAZARDOUS MATERIALS DIVISION
P.O. BOX 129261, SAN DIEGO, CA 92112-9261
(619) 338-2222 FAX (619) 338-2377; 1-800-253-9933

MONITORING EQUIPMENT AND INTEGRITY TEST VERIFICATION REPORT

Plan Check Number: RT2059 **UPF Permit Number:** H05397

Site Address: 1445 Lake Poway Rd City Poway Zip 92064

Facility Name: Public Ser Dept, City of Poway

Contractor's Name: Advance Petroleum PHONE#: (714) 466-9914

REQUIRED DOCUMENTATION:	YES	NO
Integrity Test Report Received ☐ Tank N/A ☒ Piping ☒ Secondary	✓	
Certification of Tank System Installation Forms for **each** tank:		
☐ Facility (Form A) ☐ Tanks (Form B) ☒ Installation Certification (Form C) (2)	✓	
Tank Manufacturer's Checklist for New Tank Systems Installed N/A		
Received: ☒ Certification of Monitoring Equipment Installation ☒ UST Monitoring System Cert.	✓	
Complete Monitoring and Response Plans Received: ☐ Initial ☒ Revised ☒ Plot Plan	✓	
MONITORING SYSTEM TYPE: Veeder Root TLS350 **VERIFIED BY** [illegible] **DATE:** 2/5/03		
Number of monitoring probes installed 12 Number of monitoring sensors installed 10	**YES**	**NO**
Monitoring devices/piping/tanks installed as shown on HMD approved plans.	✓	
Tank (interstitial space) ☐ Wet annular ☑ Dry annular (2)	✓	
Manway sumps ☑ Turbines (2) ☑ Fills (2) ☑ ATG (2)	✓	
1ry & 2ndary Containment piping ☐ Flexible ☑ FRP ☐ Other	✓	
Dispenser Containment sumps ☐ Mechanical ☑ Electronic (2) ☐ Other	✓	
Shut down device with alarm ☑ Turbine and UDC ☐ Turbine only	✓	
Monitoring devices on turbine ☐ PLLD ☑ Restrictive/Mechanical ☐ Other ☐ None	✓	
Fail Safe enabled	✓	
As builts received N/A		
SPILL/OVERFILL PREVENTION CHECK:	**YES**	**NO**
Catchment Basin on fill pipe installed	✓	
Ball Float Valves on vent and vapor lines installed 90 %	✓	
Product Level Sensing Device (ATG) 90 %	✓	
Positive shutoff on fill pipe (Flapper Valve) % N/A		
Vapor/Vent secondarily contained	✓	
Tanks and piping secondary containment under constant pressure/vacuum		✓
MONITORING EQUIPMENT VERIFICATION APPROVED	✓	
REINSPECTION AND REINSPECTION FEE REQUIRED		✓
FINAL OPERATING PERMIT ISSUED	✓	

REMARKS: Set up report rcvd

WMP, cert, LLD test, SIT sent to main file.

Received by: [signature] **Print Name:** Chuck Walker **DATE:** 2/5/03

IN-TANK SETUP

T 1:UNLEADED
PRODUCT CODE : 1
THERMAL COEFF : .000700
TANK DIAMETER : 92.00
TANK PROFILE : 4 PTS
FULL VOL : 6072
69.0 INCH VOL : 4885
46.0 INCH VOL : 3036
23.0 INCH VOL : 1187

FLOAT SIZE: 4.0 IN.

WATER WARNING : 1.5
HIGH WATER LIMIT: 3.0

MAX OR LABEL VOL: 6072
OVERFILL LIMIT : 90%
: 5464
HIGH PRODUCT : 95%
: 5768
DELIVERY LIMIT : 15%
: 910

LOW PRODUCT : 300
LEAK ALARM LIMIT: 99
SUDDEN LOSS LIMIT: 99
TANK TILT : 2.00
PROBE OFFSET : 0.00

MANIFOLDED TANKS
T#: NONE

LEAK MIN PERIODIC: 0%
: 0

LEAK MIN ANNUAL : 0%
: 0

PERIODIC TEST TYPE
STANDARD

ANNUAL TEST FAIL
ALARM DISABLED

PERIODIC TEST FAIL
ALARM DISABLED

GROSS TEST FAIL
ALARM DISABLED

ANN TEST AVERAGING: OFF
PER TEST AVERAGING: OFF

TANK TEST NOTIFY: OFF

TNK TST SIPHON BREAK:OFF

DELIVERY DELAY : 1 MIN
PUMP THRESHOLD : 10.00%

OUTPUT RELAY SETUP

R 1:UNLEADED SHUTDOWN
TYPE:
STANDARD
NORMALLY CLOSED

IN-TANK ALARMS
T 1:LOW PRODUCT ALARM

LIQUID SENSOR ALMS
L 1:FUEL ALARM
L 2:FUEL ALARM
L 3:FUEL ALARM
L 4:FUEL ALARM
L 5:FUEL ALARM
L 1:SENSOR OUT ALARM
L 2:SENSOR OUT ALARM
L 3:SENSOR OUT ALARM
L 4:SENSOR OUT ALARM
L 5:SENSOR OUT ALARM

R 2:DIESEL SHUTDOWN
TYPE:
STANDARD
NORMALLY CLOSED

IN-TANK ALARMS
T 2:LOW PRODUCT ALARM

LIQUID SENSOR ALMS
L 6:FUEL ALARM
L 7:FUEL ALARM
L 8:FUEL ALARM
L 9:FUEL ALARM
L 6:SENSOR OUT ALARM
L 7:SENSOR OUT ALARM
L 8:SENSOR OUT ALARM
L 9:SENSOR OUT ALARM

R 3:OVERFILL
TYPE:
STANDARD
NORMALLY OPEN

IN-TANK ALARMS
ALL:OVERFILL ALARM

T 2:DIESEL
PRODUCT CODE : 2
THERMAL COEFF : .000450
TANK DIAMETER : 92.00
TANK PROFILE : 4 PTS
FULL VOL : 4029
69.0 INCH VOL : 3241
46.0 INCH VOL : 2014
23.0 INCH VOL : 788

FLOAT SIZE: 4.0 IN.

WATER WARNING : 1.5
HIGH WATER LIMIT: 3.0

MAX OR LABEL VOL: 4029
OVERFILL LIMIT : 90%
: 3626
HIGH PRODUCT : 95%
: 3827
DELIVERY LIMIT : 15%
: 604

LOW PRODUCT : 200
LEAK ALARM LIMIT: 99
SUDDEN LOSS LIMIT: 99
TANK TILT : 0.00
PROBE OFFSET : 0.00

MANIFOLDED TANKS
T#: NONE

LEAK MIN PERIODIC: 0%
: 0

LEAK MIN ANNUAL : 0%
: 0

PERIODIC TEST TYPE
STANDARD

ANNUAL TEST FAIL
ALARM DISABLED

PERIODIC TEST FAIL
ALARM DISABLED

GROSS TEST FAIL
ALARM DISABLED

ANN TEST AVERAGING: OFF
PER TEST AVERAGING: OFF

TANK TEST NOTIFY: OFF

TNK TST SIPHON BREAK:OFF

DELIVERY DELAY : 3 MIN
PUMP THRESHOLD : 10.00%

UNIFIED PROGRAM CONSOLIDATED FORM

TANKS

UNDERGROUND STORAGE TANKS – INSTALLATION

CERTIFICATE OF COMPLIANCE

One page per tank

Page __ of __

I. FACILITY IDENTIFICATION

BUSINESS NAME (Same as FACILITY NAME or DBA - Doing Business As)
CITY OF POWAY FLEET YARD

ADDRESS (For local use only)
14415 LAKE POWAY DR POWAY

FACILITY ID#

TANK ID #

II. INSTALLATION

(Check all that apply)

- [x] The installer has been trained and certified by the tank and piping manufacturers.
- [ ] The installation has been inspected and certified by a registered professional engineer having education and experience with underground storage tank installations.
- [x] The installation has been inspected and approved by the Unified Program Agency.
- [x] All work listed on the manufacturer's installation checklist has been completed.
- [x] The installer has been certified or licensed by the Contractors' State License Board.
- [x] The underground storage tank, any primary piping, and secondary containment was installed according to applicable voluntary consensus standards and written manufacturer's installation procedures.

Description of work being certified:

III. TANK OWNER/AGENT SIGNATURE

I certify that the information provided herein is true and accurate to the best of my knowledge.

SIGNATURE OF TANK OWNER/AGENT	DATE
(AGENT)	1/3/03
NAME OF TANK OWNER/AGENT (print)	TITLE OF TANK OWNER/AGENT
CHARLES T BUONANNO	PROJECT MGR

UNIFIED PROGRAM CONSOLIDATED FORM

TANKS

UNDERGROUND STORAGE TANKS – INSTALLATION

CERTIFICATE OF COMPLIANCE

(one page per tank)

Page _ of _

I. FACILITY IDENTIFICATION

BUSINESS NAME (Same as FACILITY NAME or DBA - Doing Business As)
CITY OF POWAY FLEET YARD

ADDRESS (For local use only)
14415 LAKE POWAY DR Poway, Ca

FACILITY ID# | TANK ID #

II. INSTALLATION

(Check all that apply)

- [x] The installer has been trained and certified by the tank and piping manufacturers.
- [ ] The installation has been inspected and certified by a registered professional engineer having education and experience with underground storage tank installations.
- [x] The installation has been inspected and approved by the Unified Program Agency.
- [x] All work listed on the manufacturer's installation checklist has been completed.
- [x] The installer has been certified or licensed by the Contractors' State License Board.
- [x] The underground storage tank, any primary piping, and secondary containment was installed according to applicable voluntary consensus standards and written manufacturer's installation procedures.

Description of work being certified:

III. TANK OWNER/AGENT SIGNATURE

I certify that the information provided herein is true and accurate to the best of my knowledge.

SIGNATURE OF TANK OWNER/AGENT (AGENT) | DATE 1/3/03

NAME OF TANK OWNER/AGENT (print) CHARLES T. BUONANNO | TITLE OF TANK OWNER/AGENT PROJECT MGR

TANK INTEGRITY TEST REPORT

DEPARTMENT OF ENVIRONMENTAL HEALTH
HAZARDOUS MATERIALS MANAGEMENT DIVISION
P.O. Box 85261
San Diego, CA 92186-5261

[redacted]

TANK LOCATION	ADDRESS 14415 Lake Poway rd		
	CITY Poway	ZIP	
TANK OPERATOR	NAME City of Poway Flood Facility	PHONE ( )	
TANK OWNER	NAME City of Poway	PHONE ( )	
	ADDRESS 14415 Lake Poway rd		
	CITY Poway	ZIP	

Reason for Tank System Testing: ☐ Annual Test ☐ Retest After Repair ☐ Suspected Leak
☐ Triennial Product Suction/Remote Fill Line ☐ Annual Product Pressure Line ☑ Other Re PIPE

PRESENCE OF GROUNDWATER MUST BE DETERMINED OR TEST RESULTS WILL BE INVALID

Method for determining groundwater in tank excavation: N/A

Was groundwater encountered in tank excavation? ☐ Yes ☐ No

If yes, state groundwater compensation procedure used _____

Automatic Line Leak Detector Tested in accordance with CCR Section 2641 (j) ☑ Yes ☐ No

Type of Product Line/Fill Delivery: ☑ Pressurized ☐ Remote Fill ☐ Suction ☐ Other _____

Type of Spill/Overfill Prevention: ☐ Positive Shut Off ☑ Ball Floats ☑ High Level Alarm

Tank No.	Tank Capacity	Tank Contents	Product Level Gauge	Product Level Test	Overfill Test Tube Gauge	Overfill Test Tube Test	Overfill Alarm Test Gauge	Overfill Alarm Test	Test Date
1	4.000	Diesel	4.000	pass				pass	1/29
2	6.000	unleaded	-.005	pass				pass	1/29

These test results have been conducted and performed, by a tester certified according to the requirements of the tank test equipment manufacturer. The tester is licensed by the Water Resources Control Board Office of Tank Tester Licensing and meets the requirements of Subchapter 17, Title 23, of the CA Code of Regulations (effective January 1, 1990). The tank owner has been notified of these results, and has been advised of the reporting requirements for integrity testing. This UST tightness test is approved by the State Water Resources Control Board (SWRCB), has received third party verification, and meets its applicable limitations.

Testing Company Orange Co. Tank Testing

Name of Test Equipment TP: 5000 / LT-3

Name of Licensed Tester Manfin Schwandt License No. 93-1045

Signature of Tester [signature] Date 1/29/03

County of San Diego

County of San Diego
Department of Environmental Health

Land and Water Quality Division
P. O. Box 129261
San Diego, CA 92112-9261
(619) 338-2214

UST PRESSURE TEST INSPECTION REPORT

EST # H05397 PLAN CHECK RT2059.
SITE ADDRESS 1445 Lake Poway Rd. CITY Poway CA ZIP 92064
ESTABLISHMENT NAME City of Poway - Public Service Dept.
CONTRACTOR NAME Advance Pet. PHONE# 909 466-9914

PROJECT TYPE: ☐ New Tank Installation ☑ Repipe/Repair ☐ Other
Re-pipe 2 existing USTs.

New UR TLS 350, 1-diesel 1-gas

	YES	NO
TANK MANUFACTURERS CHECKLIST OF INSTALLATION RECEIVED		
SAM'S APPROVED PLANS ON SITE		

PRESSURE TEST BY: Richard Hansen DATE: 1-16-03

Product type			Dies				Vent Lines		80	
Tank/Vent/Vapor Time: 12:15 pm 80 80	/ psig 3.2 tank 5.3		/ psig tank 3 3.2		/ psig		/ psig		/ psig 80	
Product line Time: 12:17 pm 12:40	/ psig 76 76		/ psig 80 80		/ psig		/ psig		/ psig	
SECONDARY CONTAINMENT	**YES**	**NO**	**YES**	**NO**	**YES**	**NO**	**YES**	**NO**	**YES**	**NO**
Tank Existing DW Jar	X		X							
Manway/Fittings New	X		X							
Product/Remote Fill Lines Steel	X		X							
Automatic Line Leak Detectors Installed										
Dispenser Containment Brava FG disp. pans	X		X							

REMARKS:
As builts, cert. line test results, & sec test
(Cert. of results rec'd at final. New monitoring Plan must be done)

	YES	NO
PRESSURE TEST AND TANK SET APPROVED	X	
REINSPECTION AND REINSPECTION FEE REQUIRED		X

Received by: Chuck Walker Print Name: Chuck Walker Date: 1-16-03

DEH:HM-9168 (Rev. 4/99) NCR

Distribution: White - SAM
Yellow - Owner/Operator

H05397
PT2059

FREY ENVIRONMENTAL, INC.

Environmental Geologists, Engineers, Assessors

2817 A Lafayette Avenue
Newport Beach, CA 92663
(949) 723-1645
Fax (949) 723-1854
Email: freyinc@freyinc.com

RECEIVED
JAN 2 1 2003
BY:

January 15, 2003
434-02

Al Roach
Advance Petroleum Corporation
7090 Archibald Avenue, Suite B
Rancho Cucamonga, CA 91701

Re: Soil Sampling
City of Poway Maintenance Facility
14415 Lake Poway Road
Poway, CA

Reviewed
3/21/03
MDV

Dear Mr. Roach:

This letter presents the results of soil sampling activities conducted at the subject location (Site-Figure 1) by FREY Environmental, Inc. (FREY) on January 8, 2003.

The Site consisted of a City of Poway Maintenance Facility on an approximate two acre parcel. One building used for office space and vehicle maintenance was located on Site. Fueling appurtenances consisted of one 6,000 gallon capacity underground storage tank (UST) which contained unleaded gasoline and one 4,000 gallon capacity UST which contained diesel fuel. The USTs were manifolded to two fuel dispensers, one of which dispensed gasoline and the second which dispensed diesel fuel. The Site was observed to be under construction to upgrade fuel dispensing appurtenances to comply with Senate Bill 989 requirements.

Soil Sampling on January 8, 2003

On January 8, 2003, FREY personnel collected one soil sample from beneath each of the two fuel dispensers. The soil sample collected from the western fuel dispenser was labeled D1 and the soil sample collected from beneath the eastern fuel dispenser was labeled D2. Soil samples were collected from depths of approximately 3 feet below the ground surface (bgs) beneath the fuel dispensers. Soils consisted of reddish brown, damp, fine to coarse grained sand with some clay. Soil sample locations are shown on Figure 1.

Soil Sampling Protocol

Kent Huth of the County of San Diego Department of Environmental Health directed the soil sampling activities on January 8, 2003. A backhoe was used to excavate soils to 3 feet bgs in the locations specified by Mr. Huth. Soil samples D1 and D2 were collected in 2-inch by 6-inch brass tubes inserted directly into the backhoe bucket.

Each end of each sample tube was capped with teflon tape and air tight plastic caps and labeled with the sample number, date and time of collection, and depth of sample. After labeling, each soil sample was immediately placed in an ice chest cooled with ice. Soil samples were delivered following chain of custody protocol to the laboratory within four hours of sample collection. Soil samples were collected under the direction of a State of California Registered Geologist.

Laboratory Analyses and Results

Soil samples D1 and D2 were analyzed for total petroleum hydrocarbons modified for gasoline (TPH-g) and diesel fuel (TPH-d) in general accordance with EPA Method No. 8015M. Soil samples D1 and D2 were also analyzed for benzene, toluene, ethylbenzene, total xylenes and fuel oxygenates in accordance with EPA Method No. 8260B.

Concentrations of TPH-d, TPH-g, BTEX and fuel oxygenates were not detected in soil samples D1 or D2. Copies of the laboratory analytical and quality control/assurance reports have been attached in Appendix A.

Please contact the undersigned at (949) 723-1645 with any questions or if you require additional information.

Sincerely,
FREY Environmental, Inc.

REGISTERED ENGINEERING GEOLOGIST
JOSEPH W. FREY
No. 1500
Exp. 8/31/04
STATE OF CALIFORNIA

Joe Frey
Principal Certified
Engineering Geologist
CEG #1500

Evan Privett
Senior Project Geologist

Attachments:
Figure 1 - Site Sketch Showing Soil Sample Locations
Appendix A - Laboratory Reports

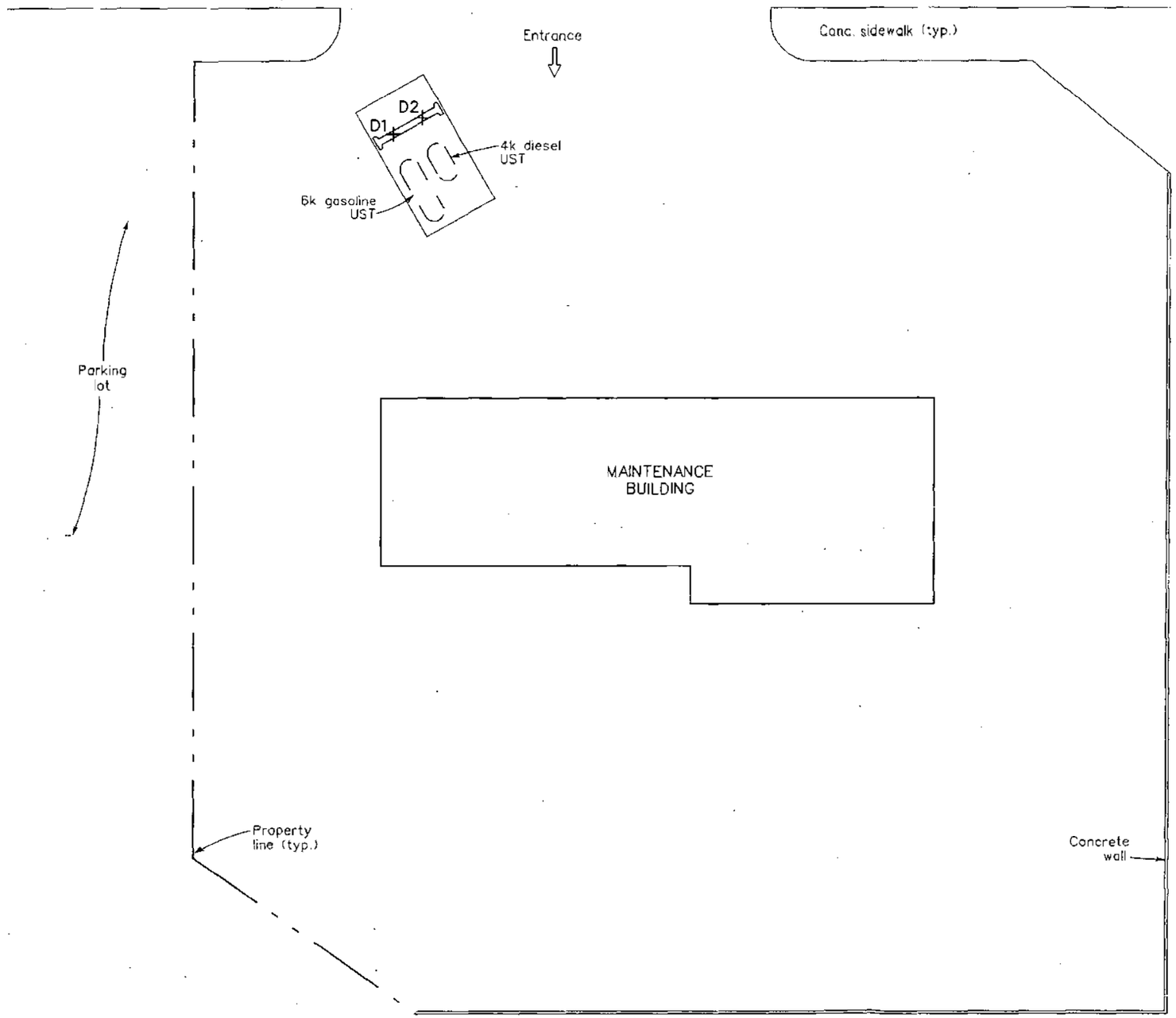

EXPLANATION

+D1 SOIL SAMPLE LOCATION (collected by FREY Environmental, Inc. personnel, D=dispenser sample)

NOTES:

1) All locations and dimensions are approximate.
2) Base map from site notes by FREY Environmental, Inc. personnel.

NORTH

0 30 60

APPROXIMATE SCALE IN FEET

CITY OF POWAY MAINTENANCE YARD
14415 LAKE POWAY ROAD
POWAY, CALIFORNIA

Client: ADVANCE PETROLEUM CORP. Project No.: 434-02

FREY ENVIRONMENTAL, INC.

SITE SKETCH
SHOWING SOIL SAMPLE LOCATIONS

Date: JANUARY 2003 Figure 1

43402-3.dgn

Baseline On-Site Analysis
P. O. Box 2243
Huntington Beach, CA 92647

Toll Free: 888.753.7553
FAX: 714.840.1584

Laboratory Report

Client: FREY Environmental, Inc.
Client Address: 2817-A Lafayette Avenue
Newport Beach, California 92618

Report Date: 1/9/03
Lab Project Number: 03103
Client Project Number: 434-02

Project Name: City of Poway Public Services Dept.
Project Address: 14415 Lake Poway Road
Poway, California 92064
Contact: Evan Privett

Dates Sampled: 1/8/03
Dates Received: 1/8/03
Dates Analyzed: 1/8/03
Sample Matrix: Soil

Analyses Requested:

1. **EPA M8015 – TPH as Diesel (TPH-D)**
2. **EPA M8015 – TPH as Gasoline (TPH-G)**
3. **EPA 8260B – Volatile Aromatics (BTEX)**
4. **EPA 8260B – Fuel Oxygenates**

Baseline received samples collected from the project shown above. A Chain-of-Custody Record (COC) is attached.

All of the samples were analyzed for the parameters shown above per the COC. In this report, Baseline presents the results and a QA/QC summary for these analyses.

Brian K. Kato

Approved
Brian K. Kato, Laboratory Manager

Baseline On-Site Analysis
P. O. Box 2243
Huntington Beach, CA 92647

Toll Free: 888.753.7553
FAX: 714.840.1584

Laboratory Report

Client: FREY Environmental, Inc.
Client Address: 2817-A Lafayette Avenue
Newport Beach, California 92618

Report Date: 1/9/03
Lab Project Number: 03103
Client Project Number: 434-02

Project Name: City of Poway Public Services Dept.
Project Address: 14415 Lake Poway Road
Poway, California 92064
Contact: Evan Privett

Dates Sampled: 1/8/03
Dates Received: 1/8/03
Dates Analyzed: 1/8/03
Sample Matrix: Soil

TPH as Diesel (TPH-D), TPH as Gasoline (TPH-G), and Volatile Aromatics (BTEX)

Constituent:	TPH-D	TPH-G	Benzene	Toluene	Ethylbenzene	Total Xylenes
Method:	M8015	M8015	8260B	8260B	8260B	8260B
Units:	mg/kg	mg/kg	mg/kg	mg/kg	mg/kg	mg/kg
Sample ID						
D-1	ND<5.0	ND<0.50	ND<0.0050	ND<0.0050	ND<0.0050	ND<0.0050
D-2	ND<5.0	ND<0.50	ND<0.0050	ND<0.0050	ND<0.0050	ND<0.0050
Method Blank	ND<5.0	ND<0.50	ND<0.0050	ND<0.0050	ND<0.0050	ND<0.0050

ND: Not detected at the indicated reporting limit.

BASELINE ON-SITE ANALYSIS™
Baseline On-Site Analysis
P. O. Box 2243
Huntington Beach, CA 92647
Toll Free: 888.753.7553
FAX: 714.840.1584

Laboratory Report

Client: FREY Environmental, Inc.
Client Address: 2817-A Lafayette Avenue
Newport Beach, California 92618

Report Date: 1/9/03
Lab Project Number: 03103
Client Project Number: 434-02

Project Name: City of Poway Public Services Dept.
Project Address: 14415 Lake Poway Road
Poway, California 92064
Contact: Evan Privett

Dates Sampled: 1/8/03
Dates Received: 1/8/03
Dates Analyzed: 1/8/03
Sample Matrix: Soil

Fuel Oxygenates Results

Constituent:	MTBE	TBA	DIPE	ETBE	TAME
Method:	8260B	8260B	8260B	8260B	8260B
Units:	mg/kg	mg/kg	mg/kg	mg/kg	mg/kg
Sample ID					
D-1	ND<0.0050	ND<0.025	ND<0.0050	ND<0.0050	ND<0.0050
D-2	ND<0.0050	ND<0.025	ND<0.0050	ND<0.0050	ND<0.0050
Method Blank	ND<0.0050	ND<0.025	ND<0.0050	ND<0.0050	ND<0.0050

Fuel Oxygenates:

MTBE: Methyl-tert Butyl Ether
TBA: t-Butanol
DIPE: Di-Isopropyl Ether
ETBE: Ethyl-t-Butyl Ether
TAME: t-Amyl Methyl Ether

ND: Not detected at the indicated reporting limit.

BASELINE ON-SITE ANALYSIS™
Baseline On-Site Analysis
P. O. Box 2243
Huntington Beach, CA 92647
Toll Free: 888.753.7553
FAX: 714.840.1584

Laboratory Report

Client: FREY Environmental, Inc.
Client Address: 2817-A Lafayette Avenue
Newport Beach, California 92618

Project Name: City of Poway Public Services Dept.
Project Address: 14415 Lake Poway Road
Poway, California 92064
Contact: Evan Privett

Report Date: 1/9/03
Lab Project Number: 03103
Client Project Number: 434-02

Dates Sampled: 1/8/03
Dates Received: 1/8/03
Dates Analyzed: 1/8/03
Sample Matrix: Soil

Quality Control Summary

Analytes	MS Recovery (%)	MSD Recovery (%)	RPD (%)	QC Sample
TPH-Diesel (EPA 8015M)	78	86	10	D-1
TPH-Gasoline (EPA 8015M)	95	92	3	D-1
8260B				
Toluene	101	97	4	D-1
Total Xylenes	102	99	3	D-1
MTBE	98	95	3	D-1
Acceptable QC Limits:	(65-135)	(65-135)	(0-30)	

MS: Matrix Spike; MSD: Matrix Spike Duplicate; RPD: Relative Percent Difference

Baseline 03103(111)

County of San Diego

SAM Chain-of-Custody Record

Date 1/8/03 Page 1 of 1

Project Name City of Poway Public Serv. Dept.
Reference ~~HMMP Lake Poway Rd~~
Address 14415 Lake Poway Road
Poway, CA 92064
Samplers Signature
Lab To Be Used Baseline Labs

SAMPLE NO.	DATE	TIME	LOCATION	ANALYSIS REQUESTED: TPH gas+diesel METHOD	TRPH EPA 418.1	BTXE + FUEL OXYS (8021/8260)	HALOGENATED (8010/601)			SAMPLE TYPE: SOLID	LIQUID	GRAB	COMPOSITE	NO OF CONTAINERS	COMMENTS
D-1	1/8/03	1320	W. Dispenser (3' depth)	X		X				X		X		1	Analyze highest TPH for BTEX, VOCs, MTBE, + Oxys
D-2	1/8/03	1330	E. Dispenser (3' depth)	X		X				X		X		1	

① RELINQUISHED BY	Date	② RELINQUISHED BY	Date	③ RELINQUISHED BY	Date
Signature: Evan Privett	1-08-03	Signature		Signature	
Printed Name: Evan Privett	Time: 1700	Printed Name	Time	Printed Name	Time
Company: Frey Env. Inc.		Company		Company	
RECEIVED BY: Brian K. Kato	Date: 1/08/03	RECEIVED BY	Date	RECEIVED BY	Date
Signature: Brian Kato		Signature		Signature	
Printed Name: Baseline Analytical	Time: 1700	Printed Name	Time	Printed Name	Time
Company		Company		Company	

2 TOTAL NO. OF CONTAINERS

Sample Conditions
Received On Ice Yes/No
Tape Seal Intact Yes/No

Special Shipment/Handling Or Storage Requirements:

Split Sample Location

Site Identification
H# 05397
~~APN~~ RT # 2059
SAM Kent Huth

COPY OF LAB RESULTS MUST BE SENT TO:
Dept. of Environmental Health
Land and Water Quality Division
P.O. Box 129261
San Diego, CA 92112-9261

Distribution: White - Laboratory
Yellow - Contractor/Responsible Party
Pink - SAM

DEH:SAM-999 (Rev. 2/99) NCR

County of San Diego
Department of Environmental Health

LAND AND WATER QUALITY DIVISION

UNDERGROUND STORAGE TANK SYSTEM CLOSURE REPORT

ESTABLISHMENT NO. H05397 PLAN CHECK NO. RT 2059

SITE NAME Pubic Ser. Dept. City of Poway PHONE

SITE ADDRESS 14415 Lake Poway Road CITY Poway ZIP 92064

CONTRACTOR Advanced Petroleum PHONE (909) 466-9914

Number of tanks to be removed 1 2 3 4 5 6 7 8

Decontamination by

Manifest No. N/A

Tank rinsate/(amount & destination)

FIRE AGENCY PRESENT YES (NO)

Dept.

Permit No. N/A

Inspector

						REMARKS
Tank ID No.						
Capacity						
Tank Construction						
Materials stored	N/A					
% L.E.L.						
Dry ice/other (amt.)						
Tank condition						
Backfill soil type	Pea gravel					
Backfill condition	Clean; No stainings					
Native soil type	Brown Silty SAND					
Native condition	Good; No stainings					
Excavation odors?	None					
Stockpile odors?	None					
Water present?	No					
Ponded product?	NO					
Piping removed?	Left in place for my inspection.					

REINSPECTION REQUIRED YES (NO) If yes, explain

NOTICE: You are hereby notified that on 1/8/03, an Environmental Health Specialist conducted an inspection for the closure of ~~hazardous substance underground storage tank(s)~~ removal of piping. A summary of the conditions follows:

☐ An **unauthorized release** of a hazardous substance has been observed by the Environmental Health Specialist. You are hereby required to initiate **Corrective Action** measures (See Page 4 for details).

☒ A determination of this site's status is pending the Site Assessment and Mitigation (SAM) Program's receipt and review of analytical results for the samples taken from the tank and/or piping closure site. A laboratory report must be submitted to SAM within 30 days. Please request that the laboratory send a copy of the analytical report directly to Kent Huth at the address provided below.

The SAM Program has completed its review of the analytical results for samples collected at the tank closure site and has determined the following: PIPING

☒ ~~TANK~~ CLOSURE COMPLETE - NO FURTHER ACTION REQUIRED

☐ INITIATE CORRECTIVE ACTION MEASURES (See enclosed information)

Reviewed by: Kent Huth Date Reviewed: 3/12/03 Supervisor (Initial):

RECEIVED BY Allen Roach - Advance

PRINTED NAME Allen Roach

PHONE NUMBER 909-466-9914

Kent Huth
Environmental Health Specialist
SAM - P.O. Box 129261
San Diego, CA 92112-9261 (619) 338-2222

DISTRIBUTION: WHITE-RETURN TO SAM
YELLOW-BUSINESS RETAINS

Type(s) of hazardous substance(s) released (mark all that apply):

☐ Gasoline ☐ Diesel ☐ Waste Oil ☐ Other _____

Is hazardous material ponded? ☐ Yes* ☐ No Estimated amount? _____

Estimated depth to groundwater below this site: _____ feet Beneficial use? ☐ Yes ☐ No

SOIL CONDITIONS (Odors, Staining, Volume):

Describe backfill and its condition: _____

Describe native soil and its condition: _____

How was hazardous substance released? _____

Tank condition (holes, corrosion, wrapping, seams, evidence or overfill) _____

Estimated length of piping removed? _____ feet Date tanks last used? _____

Nearby water wells or surface waters? ☐ Yes* ☐ None noted

*Describe _____

Any known sensitive receptors, i.e., underground vaults, utilities or basements nearby? ☐ Yes* ☐ None noted

*Describe _____

COMMENTS: _____



Photo 1: View of tank cavity and dispenser area from the south.



Photo 2: View of the piping used at the Site.



Photo 3: View of the dispenser area.

UST Removal Field Notes

Site Address: 14415 Lake Poway Road

Date: 1/8/03 Estab# H 05397 Plan Check # ~~AT/INT~~ RT 2059

Disposal Location of Tanks: N/A Piping: Belshire will handle

Manifest # N/A

Site Plan View

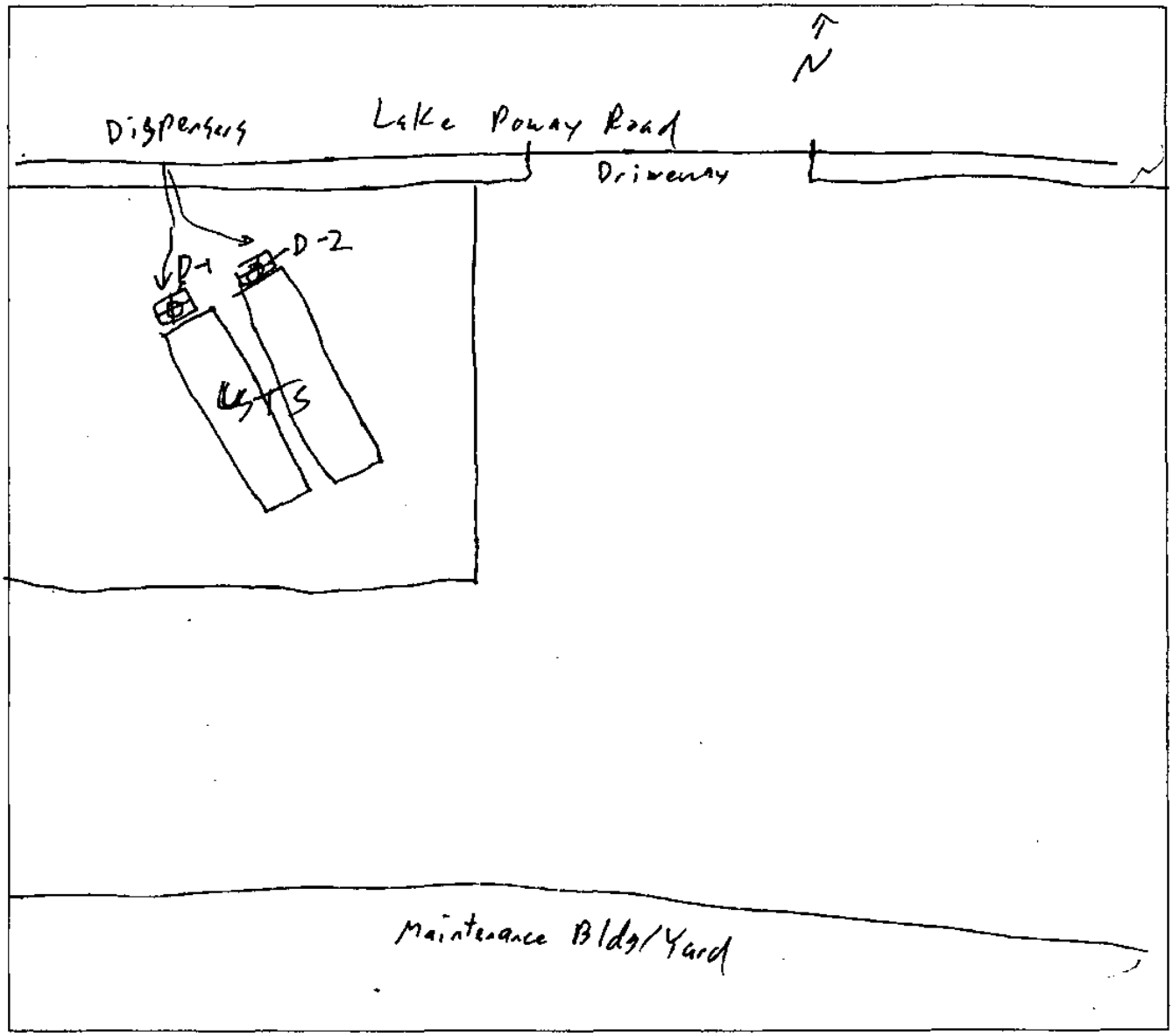

Tank ____ Tank ____

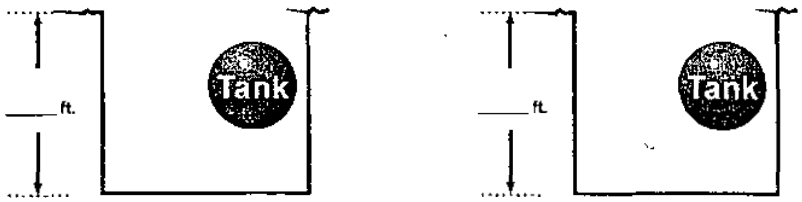

Comments on Back?
Yes No

County of San Diego

SAM Chain-of-Custody Record

Date 1/3/03 Page 1 of 1

Project Name County of Poway Public Svcs. Dept.
Reference [redacted]
Address 14413 Lake Poway Road
Poway CA 92064
Samplers Signature
Lab To Be Used Basic Time Labs

SAMPLE NO.	DATE	TIME	LOCATION	TPH / MTBE METHOD	TRPH EPA 418.1	BTXE (8021/8260)	HALOGENATED (8010/601)			SOLID	LIQUID	GRAB	COMPOSITE	NO OF CONTAINERS	COMMENTS
D-1	1/3/03	1320	W Disposal (3'0" pit)	X						X		X		1	Analyze for TPH
D-2	1/3/03	1330	E " " "	X						X		X		1	for BTEX, VOC, TBA & Oxys

① RELINQUISHED BY	Date	② RELINQUISHED BY	Date	③ RELINQUISHED BY	Date
Signature		Signature		Signature	
Printed Name	Time	Printed Name	Time	Printed Name	Time
Company		Company		Company	
RECEIVED BY	Date	RECEIVED BY	Date	RECEIVED BY	Date
Signature		Signature		Signature	
Printed Name	Time	Printed Name	Time	Printed Name	Time
Company		Company		Company	

2 TOTAL NO. OF CONTAINERS

Sample Conditions
Received On Ice Yes/No
Tape Seal Intact Yes/No

Special Shipment/Handling Or Storage Requirements:

Split Sample Location

Site Identification
H# 05317
AT# RT # 2059
SAM Kim Hsieh

COPY OF LAB RESULTS MUST BE SENT TO:
Dept. of Environmental Health
Land and Water Quality Division
P.O. Box 129261
San Diego, CA 92112-9261

COMMENTS

Distribution: White - Laboratory
Yellow - Contractor/Responsible Party
Pink - SAM

DEH:SAM-999 (Rev. 2/99) NCR

County of San Diego
Department of Environmental Health

County of San Diego
Department of Environmental Health
Hazardous Materials Division
1255 Imperial Avenue
P.O. Box 129261
San Diego, CA 92112-9261

OFFICE USE ONLY

ACTIVITY CODE 428T24

Permit # RT2059
Establishment # H05397
Date: October 31, 2002
Expiration Date: October 31, 2003

Permit for Underground Storage Tank Construction/Closure

SITE NAME: City of Poway Fleet Maintenance Facility
SITE ADDRESS: 14415 Lake Poway Road, Poway, CA 92064
OWNER NAME: City of Poway
OWNER ADDRESS: 14415 Lake Poway Road, Poway, CA 92064

DESCRIPTION OF PROPOSED WORK: Repipe two (2) existing underground storage tanks

PERMIT CONDITIONS: The following is the scope of work that will be performed at the site listed above. The DEH inspector will verify that the CCR Title 23 requirements have been met.

Tanks are double walled with a pressurized type delivery system - Issued Upgrade Certificate No. 05083

1) Install ***New*** Veeder-Root Tank monitoring system (TLS 350)
2) Install ***New*** ATG with external audible visual alarm for overfill protection
3) Install ***New*** spill containment boxes to comply with EVR requirements

PLEASE NOTE : ***NEW*** **manway lids and risers are subject to pressure testing**

B. Existing product piping is double wall FRP (DEH Inspector to verify)

1) **Remove and replace product ,vent and vapor.** Soil sampling is required for all product piping removed. (all product piping *must be exposed until the sampling points are identified by the DEH inspector)*
2) Install ***New*** double wall FRP **product, vent and vapor piping**
3) Install ***New*** UDCs with continuous electronic monitoring programmed for positive shut down at the turbine upon leak detection
4) A **Certified Line Integrity Test** is required prior to the final inspection.

Tank Sumps

C. Tank sumps*

1) Install new water tight sumps with liquid sensors and sealed manway lids at the fill and product piping end of tank.

Tank sumps must be installed in accordance with the tank manufacturers recommendations. Installation must not void the Tank Manufacturers Listing. You must provide documentation from the installer that they are certified to install collars on the specific underground storage tank(s) and that it was done in accordance with the manufacturers recommendations. You must submit the documentation at the Final inspection.

*****NOTICE*****

New SB 989 regulations require that all secondary containment be tested. The secondary containment must be tested in accordance with manufacturers specification. Contractor shall certify the test. Please be advised that all secondary containment systems installed after January 1, 2001 must be tested at installation, six (6) months after installation, and every 36 months thereafter.

Inspection Requirements:

1) Removal and Soil Sampling of product piping
2) Pressure Test
3) Final inspection**

**Required Documents at Final Inspection:

1) Certified Pipe Line Integrity Test Results
2) Certification of Secondary Containment Testing (SD County form DEH:HMD-9169)
3) Certification of Monitoring Equipment Installation (SD County form DEH:HMD-9301)
4) New UST Written Monitoring Procedures and Emergency Response Plans (SD County form DEH:HMD-9222)
5) CUPA Form C

Additional documents may be required at the discretion of the DEH Inspector

Please note: Any deviation from the above scope of work may require a $200.00 plan re-review fee and $300.00 re-inspection fee

This office must be given at least 48 hours notice for all required Underground Storage Tank Activity.

Please call at (619) 338-2214 to schedule an appointment. For cancellations, please call (619) 237-8451.

Plans Reviewed and Approved By: Robert Rapista Date: 10/31/02
Notified _____

RECEIVED
2002 OCT 15 PM 3
D. E. H.

PERMIT APPLICATION
PART I
GENERAL PROJECT INFORMATION

UNDERGROUND HAZARDOUS MATERIALS STORAGE TANK FACILITY

OFFICE USE ONLY
EST#: H05397
PLAN CK#: RT2459
DATE RECEIVED: 10/15/02
FEE PAID: $755.00 / CK 1017
PLAN APPROVAL: 10/31/02 (R)
HYDRO UNIT:
BENEF. USE:
- original -

A. SITE NAME: CITY OF POWAY FLEET MAINT. FACILITY
SITE ADDRESS: 14415 LAKE POWAY Rd City POWAY CA Zip 92064

B. PROPERTY OWNER: CITY OF POWAY
Assessors Parcel No. 278-431-3600
Company CITY OF POWAY Contact PAT RYAN
Mailing Address 14415 LAKE POWAY Rd. City POWAY State CA Zip 92064
Phone (858) 679.5445
24-Hour Emergency Contact ~~858 679 5445~~ ON-DUTY PERSONNEL Phone (858) 748.1050

C. TANK OPERATOR:
Company CITY OF POWAY Contact PAT RYAN
Mailing Address 14415 LAKE POWAY Rd. City POWAY CA Zip 92064
Phone (858) 679.5445
24-Hour Emergency Contact ON-DUTY PERSONNEL Phone (858) 748.1050

D. CONTRACTOR PERFORMING WORK:
Primary Contractor ADVANCE PETROLEUM Contract AL ROACH OR SCOTT GIBSON
Mailing Address 7090 ARCHIBALD AVE. City RANCHO CUCAMONGA Zip CA 91701
Phone (909) 466.9914
State Contractor License CA - A613143
Hazardous Substances Certificate HAZARDOUS SUBSTANCE Removal/Remedial ACTIONS CERT
Worker's Compensation Insurance Company STATE FUND

E. APPLICATION SUBMITTAL, PLAN APPROVAL, PERMIT ISSUANCE, AND REQUIRED INSPECTIONS

Submit one (1) original and two (2) copies of this application package, including plan drawings with the required fee to the Department of Environmental Health (DEH), Land and Water Quality Division, 1255 Imperial Avenue, San Diego, CA 92101; or mail to P.O. Box 129261, San Diego, CA 92112-9261. Checks should be made payable to the County of San Diego.

A permit will be issued by DEH upon review and approval of the application and plans. The required fees must be submitted with the application package. Information in addition to that presented in the application package may be needed in order to obtain final approval. No work is to begin on the proposed project until a permit has been issued. The required inspections cannot be scheduled until a permit is issued.

Once the permit has been issued, it is the responsibility of the permittee to notify DEH at least two (2) working days in advance to schedule each required inspection.

Construction stages at which inspections are required are indicated in each subpart of this application form (i.e., Part II, III, IV, & V).

F. PROJECT WORK TO BE COMPLETED: Check Applicable Box	COMPLETE APPLICATION PARTS	FEE CODE TABLE G
☐ Installation/Construction of new tank(s) systems only (without closing any existing tanks)	I & II	1
☐ Closure of existing tank(s) systems with installation of new tanks (tank replacement)	I, II & III	1 & 2
☐ Closure of existing tank(s) systems with no new tank installation	I & III	2
☐ Interior coating/repair of an existing underground storage tank	I & IV	1
☑ Repipe/pipe-repair piping upgrade of an existing underground storage tank facility	I & V	3
☐ Installation/Construction of vaulted tanks	VI	4

G. FEES: The fees shown below cover plan review and the required field inspections. Use the appropriate Fee Code as determined in Section F above.

FEE CODE		
	Installation fee for first tanks $890.00 (fee will apply to all tank installations, tank repairs, interior lining and bladder installations)	Fee: $
1	Installation fee for each additional tank No. _____ X $90.00	Fee: $
	Establishment Base Fee $180.00 (Applies to establishments not currently under permit with DEH)	Fee: $
	Operating Permit Fee per tank No. _____ X $270.00 (Does not apply to replacement tanks if the existing tank to be replaced has paid current operating permit fees)	Fee: $
2	Closure fee for first tank $535.00	Fee: $
	Closure fee for each additional tank No. _____ X $90.00	Fee: $
3	NOTE: Upgrades / Repair shall include but not limited to pipe repairs, repipes, and new monitoring system installations	
	Upgrade /Repair – 2 inspections (including soil sampling) $755.00	Fee: $ 755.00
	Upgrade /Repair – 1 inspection and no soil sampling $535.00	Fee: $
4	Consultation fee (e.g. vaulted tank: minimum 2 hours) _____ Hours X $90.00	Fee: $
5	Re-inspection fee $300.00	Fee: $
	Plan Re-Review $200.00	Fee: $
		TOTAL FEE: $

H. PERMITS REQUIRED BY OTHER AGENCIES:

FIRE DEPARTMENT _____ APCD _____ BUILDING DEPARTMENT _____ OTHER _____

Provide copies of approved applications from these departments and others if needed

PERMIT APPLICATION
PART V

APPLICATION FOR REPIPE, PIPING UPGRADE OR PIPE REPAIR OF AN EXISTING TANK FACILITY

BOARD OF EQUALIZATION UST STORAGE FEE ACCOUNT NUMBER-Call (916) 324-2300 for information

TY (TK) HQ | 4 | 4 | - | 0 | 2 | 2 | 2 | 1 | 9 |

NOTE: Application will be disapproved without this information

A. TOTAL NUMBER OF TANKS WHERE PIPING IS TO BE REPIPED, REPAIRED OR UPGRADED 2

B. DESCRIPTION OF TANKS WHERE PIPING IS TO BE REPIPED, REPAIRED OR UPGRADED

TANK NO.	TANK CAPACITY	PRODUCT TYPE	COMPOSITION
1	6,000 Gal.	GASOLINE	ST
2	4,000 Gal	DIESEL	ST

CHECK BELOW WHAT PIPING IS TO BE REPLACED, REPAIRED OR UPGRADED.

	PRODUCT	VAPOR	VENT	FILL LINES
TANK NO. 1	✓	✓	✓	✓
TANK NO. 2	✓	N/A	✓	✓
TANK NO. 3				
TANK NO. 4				

No SAM Case

C. REASON FOR TANKS TO BE REPIPED/REPAIRED/UPGRADED:

- [x] Upgrade to meet current state/federal requirements
- [ ] Piping system failure
- [ ] Other, briefly describe REPIPE USTs

D. PIPING MATERIALS AND CONSTRUCTION:

Primary Containment FG — Manufacturer/model SMITH FIBERBOND 2A
Secondary Containment FG — Manufacturer/model SMITH —11—
Dispenser Containment BRAVO — Manufacturer/model 8655 w/ SAT-FIS

E. TYPE OF PRODUCT DELIVERY/FILL SYSTEM:

- [x] Pressurized
- [ ] Suction
- [ ] Gravity
- [ ] Direct Fill
- [ ] Manifolded System

F. PIPING LEAK DETECTION/MONITORING SYSTEM:

- [x] Leak detector on pressurized line: Manufacturer TLS-300C-2
- [x] Continuous monitoring device within the secondary containment: Manufacturer V-R
- [x] Leak detector on pressurized line (must shut down pump and activate alarm) (pressurized lines only)
- [x] Continuous monitoring device shuts down pump and activates alarm (pressurized lines only)

G. DISPENSER CONTAINMENT MONITORING: (at a minimum must shut down dispenser)

- [ ] Mechanical monitoring
- [x] Electronic monitoring V-R Model V/R 849600 000 GAS 001 DIESEL

H. TANK OVERFILL PREVENTION:

Catchment Basin surrounding the product fill pipe:
Manufacturer PHIL TITE

-AND-

☑ Product Level Sensing Device with High Level Alarm and Ball Float Valves
Manufacturer VEEDER ROOT

-OR-

☒ Positive shutoff device in fill pipe at 95% full
Manufacturer NOT PROPOSED

-OR-

☑ Secondary containment for vent, vapor, and tank riser piping with Ball Float Valves or Product Level Sensing Device with High Level Alarm
Manufacturer VEEDER ROOT MAG PROBE

I. PIPING UPGRADE REQUIREMENT:

☐ Cathodic protection for all product piping in direct contact with backfill material, including turbine, flex connectors and all other appurtenances containing product

☑ Secondary containment of all product piping including turbines, dispenser piping, and all other appurtenances containing product

J. PROPOSED METHOD OF PIPE CLOSURE: ☑ REMOVAL ☐ CLOSURE IN PLACE

SAMPLING PROTOCOL Tank owner/authorized representative responsible for all sampling analyses and associated costs.

- For piping that is to be removed, the trenching shall be exposed prior to the scheduled inspection, sampling points will be identified by the DEH inspector and samples taken every 20 feet.
- Piping to be closed in place may be considered only if the removal might damage structures. Submit an alternate plan which must include soil sampling.

K. ATTACH THREE COPIES OF PLANS SHOWING THE FOLLOWING (Must be drawn to scale):

1. Location of existing and proposed structures.
2. Location of all existing underground tanks and piping. (Indicate what piping is to be closed in place or by removal)
3. Location of new piping, secondary containment, leak detection, and overfill prevention.
4. Cross section of piping, tank sumps, dispenser containment.

L. REQUIRED INSPECTIONS-PIPING REPAIR/REPLACEMENT/PIPING UPGRADE:
EACH PIPING REPAIR/REPLACEMENT AND/OR PIPING UPGRADE MUST BE INSPECTED BY DEH. THREE INSPECTIONS MAY BE REQUIRED.

1. FIRST INSPECTION:
   - Piping to be closed by removal. Trenching shall be exposed prior to the scheduled inspection and sampling points identified by the DEH inspector.
   - Piping to be closed in place. Piping shall be capped and drained and per alternate approved plan, samples collected by the DEH inspector.
2. SECOND INSPECTION:
   - Pressure test of all piping repaired, replaced, or upgraded - verification of cathodic protection.
3. THIRD INSPECTION:
   - Verification of leak detection devices/secondary containment.

M. DECLARATION

I declare that to the best of my knowledge and belief the statements and information provided are correct and true. I understand that information in addition to that provided above may be needed in order to obtain a permit from the Department of Environmental Health (DEH).

I understand that any changes in design, materials, or equipment will void my permit to construct if prior approval is not obtained.

I understand that tests and procedures that may be required by other departments and agencies to demonstrate adequate site safety or suitability for further development (e.g. soil compaction testing) are in addition to the requirements of the Department of Environmental Health (DEH).

I will notify the Department of Environmental Health (DEH) at least two working days (48 hours) before work is to begin in order to schedule the required inspection. I understand that site and worker safety are solely the responsibility of the property owner or his agent and that the responsibility is not shared or assumed by the County of San Diego.

SIGNATURE & TITLE Andrew Pasztero

PRINT NAME ANDREW PASZTERO

TELEPHONE (323) 665 - 0844 DATE 10/15/02

COUNTY OF S. DIEGO - UNDERGROUND . RAGE TANK SECONDARY CONTAINMENT TESTING REPORT FORM

This form is intended for use by contractors performing initial & periodic testing of UST secondary containment systems. Use the appropriate pages of this form to report results for all components tested. The completed form, written test procedures, and printouts from tests (if applicable), must be provided to the facility owner/operator for submittal to the County of San Diego Department of Environmental Health Hazardous Materials Division UST Group.

Establishment Number: 105397 **Plan Check Number:** _____

1. FACILITY INFORMATION

Facility Name:	City of Poway (City Yard)		Date of Testing:	9/18/03
Facility Address:	14415 Lake Poway Rd.	Poway, CA.		**Test Type:**
Facility Contact:	Pat Ryan	Phone:	858) 679-5459	Initial
Date Local Agency Was Notified of Testing :		9/15/03		x 6 month
Name of Local Agency Inspector *(if present during testing)*:		SAN DIEGO E.H.		☐ 36 month

2. TESTING CONTRACTOR INFORMATION

Company Name:	ADVANCE PETROLEUM CORP.		
Technician Conducting Test:	GEORGE PACHO		
Credentials:	X CSLB Licensed Contractor	☐ SWRCB Licensed Tank Tester	
License Type:	A, B, HAZ	License Number:	613143

Manufacturer Training

Manufacturer	Component(s)	Date Training Expires
INCON	TS-STS	3/3/05
Xerxes Mfr.	Xerxes	
A.O. Smith	A.O. Smith	
Ameron	Ameron	

3. SUMMARY OF TEST RESULTS

Component	Pass	Fail	Not Tested	Repairs Made	Component	Pass	Fail	Not Tested	Repairs Made
(2) Annular space	X		☐	☐		☐	☐	☐	☐
(5) Secondary lines	X		☐	☐		☐	☐	☐	☐
(2) Spill buckets	X		☐	☐		☐	☐	☐	☐
(2) UDC Sumps	X		☐	☐		☐	☐	☐	☐
(2) Fill Sumps	X		☐	☐		☐	☐	☐	☐
(2) Turbine Sumps	X		☐	☐		☐	☐	☐	☐
(1) IN TANK Monitoring	X		☐	☐		☐	☐	☐	☐
			☐	☐		☐	☐	☐	☐
			☐	☐		☐	☐	☐	☐
			☐	☐		☐	☐	☐	☐
	☐	☐	☐	☐		☐	☐	☐	☐
	☐	☐	☐	☐		☐	☐	☐	☐

If hydrostatic testing was performed, describe what was done with the water after completion of tests:

Pumped test water into barrels – labeled & secured on site. (Used 6 barrels)

CERTIFICATION OF TECHNICIAN RESPONSIBLE FOR CONDUCTING THIS TESTING

To the best of my knowledge, the facts stated in this document are accurate and in full compliance with legal requirements

Technician's Signature : George Pacho Date: 9/18/03

George Pacho 9-18-03

4. TANK ANNULAR TESTING

Test Method Developed By:	X Tank Manufacturer	☐ Industry Standard	☐ Professional Engineer
	☐ Other *(Specify)*		
Test Method Used:	☐ Pressure	X Vacuum	☐ Hydrostatic
	☐ Other *(Specify)*		
Test Equipment Used:		Equipment Resolution:	

	Tank # 87	Tank # Diese	Tank #	Tank #
Is Tank Exempt From Testing?[1]	☐ Yes ☐ No	☐ Yes ☐ No	☐ Yes ☐ No	☐ Yes ☐ No
Tank Capacity:	6,000	4 000		
Tank Material:	Fiberglass	F.G		
Tank Manufacturer:				
Product Stored:	87 octane	Diesel		
Wait time between applying pressure/vacuum/water and starting test:	10 min	10 min		
Test Start Time:	9:00	9:05		
Initial Reading (R_I):	10" Hg	10" Hg		
Test End Time:	10:00	10:05		
Final Reading (R_F):	10" Hg	10" Hg		
Test Duration:	60 min	60 min		
Change in Reading (R_F-R_I):	0	0		
Pass/Fail Threshold or Criteria:	.002	.002	.002	.002
Test Result:	☒ **Pass** ☐ **Fail**	☒ **Pass** ☐ **Fail**	☐ **Pass** ☐ **Fail**	☐ **Pass** ☐ **Fail**
Was sensor removed for testing?	☒ Yes ☐ No ☐ NA	☒ Yes ☐ No ☐ NA	☐ Yes ☐ No ☐ NA	☐ Yes ☐ No ☐ NA
Was sensor properly replaced and verified functional after testing?	☒ Yes ☐ No ☐ NA	☒ Yes ☐ No ☐ NA	☐ Yes ☐ No ☐ NA	☐ Yes ☐ No ☐ NA

Comments – *(include information on repairs made prior to testing, & recommended follow-up for failed tests)*

[1] Secondary containment systems where the continuous monitoring automatically monitors both the primary and secondary containment, such as systems that are hydrostatically monitored or under constant vacuum, are exempt from periodic containment testing. (California

SECONDARY PIPE TESTING

Test Method Developed By:	X Piping Manufacturer	☐ Industry Standard	☐ Professional Engineer
	☐ Other *(Specify)*		
Test Method Used:	X Pressure	☐ Vacuum	☐ Hydrostatic
	☐ Other *(Specify)*		
Test Equipment Used:		Equipment Resolution:	

	Piping Run #87	Piping Run #Diesel	Piping Run #Vapor	Piping Run #87vent
Piping Material:	Fiberglass	F.G.	F.G.	F.G.
Piping Manufacturer:	Smith	Smith	Smith	Smith
Piping Diameter:	3"	3"		
Length of Piping Run:	25'	25'	25'	25'
Product Stored:	87 octane	Diesel	87 octane	87 octane
Method and location of piping-run isolation:	3x2 Concentric Fitting at Turbine Sump	SAME	4x3 Test reducer Adapt at Turbine Sump	3x2 concentric Fitting at Turbine Sump
Wait time between applying pressure/vacuum/water and starting test:	10 min	10 min	10 min	10 min
Test Start Time:	9:10	9:15	9:20	9:25
Initial Reading (R_I):	5 psi	5 psi	5 psi	5 psi
Test End Time:	10:10	10:15	10:20	10:25
Final Reading (R_F):	5 psi	5 psi	5 psi	5 psi
Test Duration:	60 min	60 min	60 min	60 min
Change in Reading ($R_F - R_I$):	0	0	0	0
Pass/Fail Threshold or Criteria:	.002	.002	.002	.002
Test Result:	X Pass ☐ Fail	X Pass Fail	X Pass ☐ Fail	X Pass ☐ Fail

Comments – *(include information on repairs made prior to testing, and recommended follow-up for failed tests)*

5. SECONDARY PIPE TESTING

Test Method Developed By:	X Piping Manufacturer	☐ Industry Standard	☐ Professional Engineer
	☐ Other *(Specify)*		
Test Method Used:	X Pressure	☐ Vacuum	☐ Hydrostatic
	☐ Other *(Specify)*		
Test Equipment Used:	AIR COMPRESSOR	Equipment Resolution:	

	Piping Run # Dispenser	Piping Run #	Piping Run #	Piping Run #
Piping Material:	Fiberglass			
Piping Manufacturer:	Smith			
Piping Diameter:	3"			
Length of Piping Run:	25'			
Product Stored:	Diesel			
Method and location of piping-run isolation:	3x2 Concentric Fitting at Turbine Sump			
Wait time between applying pressure/vacuum/water and starting test:	10 min			
Test Start Time:	9:30			
Initial Reading (R_I):	50 psi			
Test End Time:	10:30			
Final Reading (R_F):	50 psi			
Test Duration:	60 min			
Change in Reading (R_F-R_I):	0			
Pass/Fail Threshold or Criteria:	.002			
Test Result:	X Pass ☐ Fail	☐ Pass ☐ Fail	☐ Pass ☐ Fail	☐ Pass ☐ Fail

Comments – *(include information on repairs made prior to testing, and recommended follow-up for failed tests)*

6. PIPING SUMP TESTING

Test Method Developed By:	☐ Sump Manufacturer ☐ Other *(Specify)*	☐ Industry Standard	X Professional Engineer
Test Method Used:	☐ Pressure ☐ Other *(Specify)*	☐ Vacuum	X Hydrostatic
Test Equipment Used: **INCON TS-STS**		Equipment Resolution:	

	Sump # Diesel	Sump # 87	Sump #	Sump #
Sump Diameter:	48"	48"		
Sump Depth:	43"	42"		
Sump Material:	Fiberglass	FG		
Height from Tank Top to Top of Highest Piping Penetration:	12"	14"		
Height from Tank Top to Lowest Electrical Penetration:	10"	10"		
Condition of sump prior to testing:	OK	OK		
Portion of Sump Tested[2]	2" above highest pen.	Same		
Does turbine shut down when sump sensor detects liquid (both product and water)?*	☐Yes ☐No xNA	☐Yes ☐No xNA	☐Yes ☐No xNA	☐Yes ☐No xNA
Turbine shutdown response time				
Is system programmed for fail-safe shutdown?*	☐Yes ☐No xNA	☐Yes ☐No xNA	☐Yes ☐No xNA	☐Yes ☐No xNA
Was fail-safe verified to be operational?*	☐Yes ☐No xNA	☐Yes ☐No xNA	☐Yes ☐No xNA	☐Yes ☐No xNA
Wait time between applying pressure/vacuum/water and starting test:	30 min	30 min		
Test Start Time:	10:30 10:52	10:52 11:11		
Initial Reading (R_I):	2.5353 2.5328	1.9340 1.9354		
Test End Time:	10:45 11:01	11:07 11:26		
Final Reading (R_F):	2.5340 2.5322	1.9351 1.9354		
Test Duration:	15min 15min	15min 15min		
Change in Reading (R_F-R_I):	<.002 inches	<.002 inches		
Pass/Fail Threshold or Criteria:	**PASS OR FAIL**	**PASS OR FAIL**	**PASS OR FAIL**	**PASS OR FAIL**
Test Result:	☑ **Pass** ☐ **Fail**	☑ **Pass** ☐ **Fail**	☐ **Pass** ☐ **Fail**	☐ **Pass** ☐ **Fail**
Was sensor removed for testing?	☑Yes ☐No ☐NA	☑Yes ☐No ☐NA	☐Yes ☐No ☐NA	☐Yes ☐No ☐NA
Was sensor properly replaced and verified functional after testing?	☑Yes ☐No ☐NA	☑Yes ☐No ☐NA	☐Yes ☐No ☐NA	☐Yes ☐No ☐NA

Comments – *(include information on repairs made prior to testing, and recommended follow-up for failed tests)*

[2] If the entire depth of the sump is not tested, specify how much was tested. If the answer to any of the questions indicated with an asterisk (*) is "NO" or "NA", the entire sump must be tested. (See SWRCB LG-160)

7. UNDER[illegible]SPENSER CONTAINMENT (UDC[illegible]ESTING

Test Method Developed By:	☐ UDC Manufacturer	☐ Industry Standard	X Professional Engineer	
	☐ Other *(Specify)*			
Test Method Used:	☐ Pressure	☐ Vacuum	X Hydrostatic	
	☐ Other *(Specify)*			
Test Equipment Used: **INCON TS-STS**			Equipment Resolution:	

	UDC # 1-2	UDC # 3-4	UDC #	UDC #
UDC Manufacturer:	Total Containment	T.C		
UDC Material:	Fiberglass	F.G		
UDC Depth:	29"	29"		
Height from UDC Bottom to Top of Highest Piping Penetration:	12"	13"		
Height from UDC Bottom to Lowest Electrical Penetration:	10"	11"		
Condition of UDC prior to testing:	ok	ok		
Portion of UDC Tested[3]	12" each penetration	same		
Does turbine shut down when UDC sensor detects liquid (both product and water)?*	☐Yes ☐No xNA	☐Yes ☐No xNA	☐Yes ☐No xNA	☐Yes ☐No xNA
Turbine shutdown response time				
Is system programmed for fail-safe shutdown?*	☐Yes ☐No xNA	☐Yes ☐No xNA	☐Yes ☐No xNA	☐Yes ☐No xNA
Was fail-safe verified to be operational?*	☐Yes ☐No xNA	☐Yes ☐No xNA	☐Yes ☐No xNA	☐Yes ☐No xNA
Wait time between applying pressure/vacuum/water and starting test	30 min	30 min		
Test Start Time:	9:40 10:06	4.17 9:40		
Initial Reading (R_I):	5.7965 5.7920	4.9122 4.9131		
Test End Time:	9:55 10:21	9.32 9:55		
Final Reading (R_F):	5.7965 5.7918	4.9126 4.9132		
Test Duration:	15min 15min	15min 15min		
Change in Reading (R_F-R_I):	<.002 inches	<.002 inches		
Pass/Fail Threshold or Criteria:	**PASS OR FAIL**	**PASS OR FAIL**	**PASS OR FAIL**	**PASS OR FAIL**
Test Result:	☒ **Pass** ☐ **Fail**	☒ **Pass** ☐ **Fail**	☐ **Pass** ☐ **Fail**	☐ **Pass** ☐ **Fail**
Was sensor removed for testing?	☒Yes ☐No ☐NA	☒Yes ☐No ☐NA	☐Yes ☐No ☐NA	☐Yes ☐No ☐NA
Was sensor properly replaced and verified functional after testing?	☒Yes ☐No ☐NA	☒Yes ☐No ☐NA	☐Yes ☐No ☐NA	☐Yes ☐No ☐NA

Comments – *(include information on repairs made prior to testing, and recommended follow-up for failed tests)*

[3] If the entire depth of the UDC is not tested, specify how much was tested. If the answer to any of the questions indicated with an asterisk (*) is "NO" or "NA", the entire UDC must be tested. (See SWRCB LG-160)

8. FILL RISER CONTAINMENT SUMP TESTING

Facility is Not Equipped With Fill Riser Containment Sumps				
Fill Riser Containment Sumps are Present, but were Not Tested ☐				
Test Method Developed By:	☐ Sump Manufacturer	☐ Industry Standard	X Professional Engineer	
	☐ Other *(Specify)*			
Test Method Used:	☐ Pressure	☐ Vacuum	X Hydrostatic	
	☐ Other *(Specify)*			
Test Equipment Used: **INCON TS-STS**			Equipment Resolution:	

	Fill Sump # 87	Fill Sump # Diesel	Fill Sump #	Fill Sump #
Sump Diameter:	42"	42"		
Sump Depth:	40"	38"		
Height from Tank Top to Top of Highest Piping Penetration:	N/A	N/A		
Height from Tank Top to Lowest Electrical Penetration:	8"	9"		
Condition of sump prior to testing:	OK	OK		
Portion of Sump Tested	24" below penetration	Same		
Sump Material:	Fiberglass	FG		
Wait time between applying pressure/vacuum/water and starting test:	30 min	30 min		
Test Start Time:	10:06 10:52	10:30 11:11		
Initial Reading (R_I):	6.9772 5.8028	2.2226 2.2251		
Test End Time:	10:21 11:07	10:45 11:26		
Final Reading (R_F):	6.9771 5.8027	2.2233 2.2254		
Test Duration:	15 min 15 min	15 min 15 min		
Change in Reading (R_F-R_I):	< .002 inches	< .002 inches		
Pass/Fail Threshold or Criteria:	PASS OR FAIL	PASS OR FAIL	PASS OR FAIL	PASS OR FAIL
Test Result:	X Pass ☐ Fail	X Pass ☐ Fail	☐ Pass ☐ Fail	☐ Pass ☐ Fail
Is there a sensor in the sump?	X Yes ☐ No	X Yes ☐ No	☐ Yes ☐ No	☐ Yes ☐ No
Does the sensor alarm when either product or water is detected?	Yes ☐ No X NA	Yes ☐ No X NA	☐ Yes ☐ No ☐ NA	☐ Yes ☐ No ☐ NA
Was sensor removed for testing?	X Yes ☐ No ☐ NA	X Yes ☐ No ☐ NA	☐ Yes ☐ No ☐ NA	☐ Yes ☐ No ☐ NA
Was sensor properly replaced and verified functional after testing?	X Yes ☐ No ☐ NA	X Yes ☐ No ☐ NA	☐ Yes ☐ No ☐ NA	☐ Yes ☐ No ☐ NA

Comments – *(include information on repairs made prior to testing, and recommended follow-up for failed tests)*

9. SPI[illegible]OVERFILL CONTAINMENT BO[illegible]

Facility is Not Equipped With Spill/Overfill Containment Boxes ☐				
Spill/Overfill Containment Boxes are Present, but were Not Tested ☐				
Test Method Developed By:	☐ Spill Bucket Manufacturer	☐ Industry Standard	X Professional Engineer	☐ Other *(Specify)*
Test Method Used:	☐ Pressure	☐ Vacuum	X Hydrostatic	☐ Other *(Specify)*
Test Equipment Used: **INCON TS-STS**		Equipment Resolution:		

	Spill Box # 87 Spill	**Spill Box #** Die. Spill	**Spill Box #**	**Spill Box #**
Bucket Diameter:	11"	11"		
Bucket Depth:	10"	10"		
Wait time between applying pressure/vacuum/water and starting test:	30 min	30 min		
Test Start Time:	9:40 10:06	9:17 9:40		
Initial Reading (R_I):	3.2976 3.2973	2.9934 2.9932		
Test End Time:	9:55 10:21	9:32 9:55		
Final Reading (R_F):	3.2983 3.2968	2.9932 2.9913		
Test Duration:	15 min 15 min	15 min 15 min		
Change in Reading (R_F-R_I):	< .002 inches	< .002 inches		
Pass/Fail Threshold or Criteria:	**PASSOR FAIL**	**PASS OR FAIL**	**PASS OR FAIL**	**PASS OR FAIL**
Test Result:	X **Pass** ☐ **Fail**	X **Pass** ☐ **Fail**	**Pass** ☐ **Fail**	☐ **Pass** ☐ **Fail**

Comments – *(include information on repairs made prior to testing, and recommended follow-up for failed tests)*

Send Completed Form to:
County of San Diego, Department of Environmental Health, Hazardous Materials Division
UST Group
P.O. Box 129261
San Diego CA 92112-9261

must be filled in daily*****

	DATE: 9/18/03
NUMBER: FS 5478	DAY: MON TUES WED THURS FRI SAT
TION: Poway	LABOR CODES:
E PHONE	

MATERIALS	UNIT PRICE		AMOUNT
Barricades			
Safety equipment			
6 Barrels/labels			
white grease			
latex gloves			
pipe dope			
nitrogen			

TIME & LABOR RECORD Hourly verification

WORKMAN	DATE	IN	OUT	ONSITE TIME	TRAVEL TIME	TOTAL REG.	OT	INT.
A Flores	9/18	5:30	3:30	6.0	4.0	9.5		AF
G Pacho	9/18	5:30	3:30	6.0	4.0	9.5		JP
J Aguirre	9/18	5:30	3:30	6.0	4.0	9.5		JA

OFF WORK TODAY:

NTRACTOR	IN	OUT	ONSITE TIME	# OF MEN ON SITE	TOTAL

URE OF APPROVING AUTHORITY: TOTAL:

Craig Winder

ADVANCE PETROLEUM CORP.

PHONE: (909) 466-9914 FAX: (909) 466-9815

MATERIAL & LABOR RECORD

☑ DAY WORK ☐ CONTRACT ☐ WARRANTY

WORK COMPLETE: Testing complete / left 6 barrels on site

☑ YES ☐ NO

JOB DESCRIPTION: Set up Barricades & safety equipment - open all tank sump manways lids & dispenser doors - raised all sensors - connected test gas to secondary pipe, filled sumps with water, tested all manways - passed - tested all secondary lines - passed - tested all spill buckets - passed - tested all UDC sumps passed tested all fill & turbine sumps - passed pumped all water into barrels & labeled - left on site, disconnected all testings reset all sensors - grease all manway gaskets, closed & secured all lids and doors, loaded equipment onto truck & traveled back to shop *Note* took photos of dispenser 1-2 has broken pulser - see photos

AREA INSPECTED	INSPECTOR	TIME	FOREMAN

ON SITE SAFETY MEETING (AREAS DISCUSSED):

E.R. Hospital map located in folder Fire extinguisher located at south end of tank pad Always use proper safety equipment.

GOALS FOR THE DAY:

complete testing 100%

INITIAL BLOCK:	AF	JP	JA							

VEHICLE MILEAGE END	106247.
VEHICLE MILEAGE START	106058.
TOTAL MILEAGE	189.
TOTAL GALLONS OF FUEL	25.2 Gal.
VEHICLE #	#85

INITIAL OF SHEET IS THE RESPONSIBILITY OF EACH EMPLOYEE ON THE JOB, YOUR TIME IS YOUR LIVELY-HOOD- PLEASE INITIAL AT DAYS END TO RECEIVE PAYMENT.

COUNTY OF SAN DIEGO

COMPLIANCE INSPECTION REPORT

PAGE 1 OF 2 DATE 2/18/03
PERMIT # 105397
TIME START 1:10 END 3:22
BUS. CODE K24
SPECIALIST E. PAREDES
INSPECTION CONTACT/TITLE
TIM BARBOUR/SHOP ASST
PHONE: (858) 679-5485
Inspected 5/06/03 JL FILE

BUSINESS NAME PUBLIC SER DEPT. CITY POWAY
ADDRESS 14915 LAKE POWAY RD
CITY/ZIP POWAY 92064

On the above date, an inspection of your business/facility was conducted in order to determine compliance with the California Health and Safety Code (HSC) Chapters 6.5, 6.7, 6.95; Titles 19, 22 and 23 of the California Code of Regulations (CCR); and the San Diego County Code (SDCC). The following remarks are intended to provide guidance to correct the violations noted on the attached violation report.

Y	N/A		Y	N/A	
☑	☐	Unified Program Facility Permit current and available			Permit Expires on: 2/28/03
☑	☐	Hazardous Materials Business Plan available	☐	☑	Contingency Plan available
☑	☐	Employee Training is adequate	☑	☐	Employee Training records available
☑	☐	Waste disposal records available for review	☑	☐	Waste containers kept closed
☑	☐	Emergency contacts current ☐ Updated today	☑	☐	Waste containers kept labeled
☑	☐	Chemical inventory current ☐ Updated today	☑	☐	Waste containers in good condition

ROUTINE INSPECTION

APR 16 2003

- HAZARDOUS WASTE DISPOSAL RECORDS ON FILE.

- BUSINESS PLAN ON SITE. RECEIVED UPDATED SITE MAP.

- UST CONSTRUCTION FINAL COMPLETED BY AMY SEIGEL ON 2-5-03.

- EMPLOYEE TRAINING DOCUMENTATION OBSERVED.

- USED OIL AST ENGINEERING ASSESSMENT CONDITIONAL EXEMPTION NOTIFICATION DATED 2-1-02 RECEIVED.

☒ This is an annual certification that the Hazardous Materials Business Plan (inventory, emergency contacts, emergency response plan, and employee training plan) is current and includes all the information required in the H&SC and is maintained at the site where hazardous materials are stored.

Initials of Business Representative JL

James W Barbour — Signature of Business Representative
2-18-03 — Date Signed
Vehicle Maintenance Shop Assistant — Title

Department of Environmental Health, Hazardous Materials Division, P.O. Box 129261, San Diego, CA 92112-9261; (619) 338-2222; sdcdeh.org

DEH:HM-924 (Rev. 05/02) NCR DISTRIBUTION: WHITE- RETURN TO HMD YELLOW-BUSINESS RETAINS

COUNTY OF SAN DIEGO

COMPLIANCE INSPECTION REPORT

PERMIT # 105397
DATE 2/18/03
PAGE 2 OF 2

BUSINESS ADDRESS: 14415 LAKE POWAY RD POWAY ZIP: 92064

VIOLATION REPORT: The items checked below refer to specific section numbers of Titles 19 & 22 of the California Code of Regulations (CCR), Chapters 6.5, 6.95 of the Health and Safety Code (HSC), and/or the San Diego County Code (SDCC).

All violations must be corrected. Submit documentation of return to compliance to your Specialist. You may use the Corrective Action Form to document your return to compliance. Your Specialist can provide these forms. Please call (619) 338-2222 or your Specialist if you have any questions.

HAZARDOUS WASTE REQUIREMENTS

RECORDKEEPING

Viol #	VIOL	VIOLATION DESCRIPTION
	☐ V0131	UPF Permit not obtained SDCC. 68.905
	☐ V0132	No EPA Identification Number. 66262.12
	☐ V0133	Manifest copy not sent to DTSC. 66262.23
	☐ V0134	Exception Rpt. not filed with DTSC. 66262.42
	☐ V0135	Waste Manifests/Receipts not on-site for 3 years. 66262.40
	☐ V0136	No records of battery disposal. 66262.81
	☐ V0137	Manifest not properly completed. 66262.23
	☐ V0138	TSDF signed-manifest not on-site. 66262.40
	☐ V0139	Biennial report not sent to DTSC. 66262.41
	☐ V0140	LDR Documentation not available. 66268.7
	☐ V0141	Operating TSDF without authorization. 25201
	☐ V0142	Failed to notify local CUPA of onsite treatment of hazardous waste. 25201
	☐ V0143	Tiered Permitting notification has incomplete or incorrect information. 25201
	☐ V0144	SB14 compliance doc. not available. 25244.19
	☐ V0145	Excluded recyclable materials report not submitted to HMD. 25143.10

STORAGE AND HANDLING

	☐ V0201	Waste container not kept closed. 66265.173
	☐ V0202	Waste container missing/improperly labeled. 66262.34, 25143.9
	☐ V0203	Damaged container not repackaged. 66265.171
	☐ V0204	Waste container not properly managed. 66265.173
	☐ V0205	Waste container in poor condition. 66265.171
	☐ V0206	Ignitable Waste < 50 feet of property line. 66265.176
	☐ V0207	Ignitable Waste not grounded. 66265.31
	☐ V0208	Storage area not inspected weekly. 66265.174
	☐ V0209	Waste stored > 90, 180, or 270 days. 66262.34
	☐ V0210	Hazwaste not cleaned up off floor surface. 66262.10b
	☐ V0211	Incompatibles in the same container. 66265.177
	☐ V0212	Incompatibles not stored separately. 66265.177
	☐ V0213	Container incompatible with waste. 66265.172
	☐ V0214	Waste oil contaminated. 25250.7
	☐ V0215	Used oil filters improperly managed. 66266.130
	☐ V0216	Hazardous materials not properly labeled. 25124

DISPOSAL AND TRANSPORTATION

	☐ V0301	Unauth. disposal of waste to:_____. 25189.5
	☐ V0302	Unlawful transportation of hazardous waste. 25163
	☐ V0303	Waste transported without a manifest. 66262.20
	☐ V0304	Waste determination not made. 66262.11

TRAINING, CONTINGENCY PLAN & ER PROCEDURES

Viol #	VIOL	VIOLATION DESCRIPTION
	☐ V0401	Training records unavailable. 66265.16
	☐ V0402	Training program not adequate. 66265.16
	☐ V0403	Facility not designed to minimize release. 66265.31
	☐ V0404	Spill control equip not available. 66265.32
	☐ V0405	Aisle space is obstructed. 66265.35
	☐ V0406	Contingency plan not prepared and/or on file. 66265.51, 66265.53

HAZARDOUS WASTE TANK SYSTEMS

	☐ V1601	Hazwaste tanks w/o P.E. assessment. 66265.191a, 66265.192a
	☐ V1602	P.E. Assessment report not complete. 66265.191g, 66265.192k
	☐ V1603	Hazwste tank system: no secondary containment. 66265.193a
	☐ V1604	Secondary containment not kept empty. 66265.196(b)(c), 66265.194(c)
	☐ V1605	No daily tank inspection/inspect. log 66265.195 (b&c)
	☐ V1606	Improper or absent spill/overfill protection. 66265.194b
	☐ V1607	Improper corrosion protection. 66265.191, 66265.192
	☐ V1608	Integrity assessment not done for tanks without secondary containment system. 66265.191
	☐ V1609	Improper use of hazardous waste tank system. 66265.196
	☐ V1610	No PE assessment report for repairs/changes. 66265.196g
	☐ V1611	Improper closure of haz waste tank unit. 67383.3, 66265.197

HAZARDOUS MATERIALS REQUIREMENTS

BUSINESS PLAN REQUIREMENTS

	☐ V1001	UPF permit not obtained for Haz. Materials. 68.905
	☐ V1002	Hazardous Materials Business Plan (HMBP) not established/implemented. 25503.5
	☐ V1003	HMBP not amended to reflect changes25505
	☐ V1004	HMBP not submitted to HMD. 25505
	☐ V1005	Emergency Contacts not provided/current. 25509
	☐ V1006	Inventory is incomplete. 25504
	☐ V1007	Highly toxic gas (TLV≤10 ppm) not disclosed in chemical inventory. 68.1113
	☐ V1008	Annual carcinogen & reproductive toxin list not submitted to HMD 68.1113
	☐ V1009	Site map is not sufficient. 25509
	☐ V1010	Failure to report a release/threatened release. 25507
	☐ V2504	Owner or operator (O/O) Stationary Source (SS) with >TPQ of a regulated substance (RS) did not comply with Chapter 4.5 (CalARP process). 2745.1
	☐ V2553	O/O of a new or modified SS with >TPQ of RS did Not submit RMP. 2735.4, 25535 (d)

James W Bonham
SIGNATURE OF BUSINESS REPRESENTATIVE

02-18-03
DATE SIGNED

Vehicle Maintenance Shop Assistant
TITLE OF BUSINESS REPRESENTATIVE

OFFICE USE ONLY
UPFP: 105397

WRITTEN MONITORING PROCEDURES
UNDERGROUND STORAGE TANK (UST) MONITORING PROGRAM

Authority cited: Title 23 CCR, Sections 2632 (d)(1), 2634 (d)(2), and 2641 (h)

This monitoring program must be kept at the UST location at all times. The elements of this monitoring program constitute conditions of the UST operating permit. The permit holder must submit any changes to the San Diego County, Hazardous Materials Division, P.O. Box 129261, San Diego, CA 92112-9261, within 30 days of any changes to the monitoring program, unless required to obtain approval before making the change.

A. General Information

Facility Name: CITY OF POWAY

Facility Address: 14475 LAKE POWAY DR. POWAY, CA

☒ Tank and piping monitoring is identical for all UST's located at this facility; *or*

☐ This plan covers only the following tank(s): _____

☐ No electronic leak detection systems are used to monitor UST systems covered by this plan; *or*

☒ The following type of electronic monitoring system performs leak detection monitoring for UST systems covered by this plan (i.e.: Veeder Root TLS 350):

Manufacturer: VEEDER-ROOT Model # TLS-350

Manufacturer: _____ Model # _____

B. Tank Monitoring (refer to annual monitor certification for help)

☒ Continuous electronic monitoring of tank interstitial space or secondary containment:

Leak Sensor Manufacturer VEEDER ROOT Sensor Model # 207

☒ Automatic Tank Gauging system used to monitor single-walled tank(s):

In-Tank Probe Manufacturer VEEDER ROOT Probe Model # MAG 1

Frequency of Leak Tests: ☐ Continuous (i.e. CITLD, CSLD) ☒ Daily ☐ Weekly ☐ Monthly ☐ Other (Specify) _____

Programmed Leak Threshold: ☒ 0.1gph ☐ 0.2gph

☒ Weekly Manual Tank Gauging. Testing Period: ☒ 36 hours ☐ 60 hours

☒ Statistical Inventory Reconciliation (SIR): Note: requires biennial tank integrity test

SIR Vendor: ORANGE COUNTY TESTING

☒ Tank Tightness Testing conducted: ☒ Annually ☐ Monthly ☐ Other (specify) _____

☐ Other Monitoring (specify): _____

C. Piping Monitoring (refer to annual monitor certification for help)

Line Monitoring is performed using the following methods: (*check all that apply*)

☐ No product or remote-fill piping connected to UST

☒ Continuous electronic monitoring of piping sump and other secondary containment sumps:

Sensor Manufacturer VEEDER-ROOT Sensor Model # 208

Will piping leak alarm trigger automatic shutdown of pump? ☐ Yes ☐ No

Will failure/disconnection of monitoring system trigger automatic shutdown of pump? ☐ Yes ☐ No

☒ Mechanical line leak detector (performs 3.0 gph leak test & restricts or shuts off flow when leak is detected):

Manufacturer RED JACKET Model # FX II

☐ Electronic line leak detector (ELLD):

Manufacturer _____ Model # _____

Programmed line tightness test: ☐ 0.1gph annually ☐ 0.2gph monthly ☐ 3.0 gph

Will ELLD detection of a piping leak trigger automatic shutdown of pump? ☐ Yes ☐ No

Will failure or disconnection of the ELLD trigger automatic shutdown of pump? ☐ Yes ☐ No

☒ Line tightness testing conducted: ☒ Annually ☐ Every 3 years ☐ Other (specify) _____

☐ Piping is suction piping meeting all requirements for exemption from monitoring (23 CCR § 2636(a)(3))

☐ Dispensers are checked daily and "Suction Piping Daily Inspection Log" is completed

☐ Above ground visual monitoring daily

☐ Other (specify): _____

D. Dispenser Leak Detection *(check all that apply)*

☐ No Under Dispenser Containment (UDC) :Dispenser housings are opened and fittings inspected daily

☐ No dispensers in system

☐ Float and chain assembly in under dispenser containment trips shear valve in case of leak

Assembly Manufacturer _____ Model # _____

☒ Continuous electronic monitoring of UDC

OFFICE USE ONLY
UPFP: _____

WRITTEN MONITORING PROCEDURES

Leak sensor Manufacturer: VEEDER-ROOT Model #: 208
Will leak trigger audible and visual alarms? ☑ Yes ☐ No
Will leak trigger automatic shutdown of turbine pump? ☑ Yes ☐ No
Will failure/disconnection of monitoring system trigger shutdown of pump? ☑ Yes ☐ No
Other (specify): _____

E. Overfill Protection
The following method is present to prevent overfilling the UST(s): (*check all that apply*)
☒ High Level Alarm alerts transfer operator when tank is 90 % capacity
☐ Ball Float Valve that activates at 90 % of tank capacity
☒ Automatic Shut-off device (flapper valve)
☒ Total secondary containment of piping including vent lines

F. Monitoring Locations
☒ Attached to this monitoring plan is a site plan which shows the general tank and piping layouts and the location where monitoring is performed (i.e. locations of sumps, sensors, line leak detectors, control panels, etc.)

G. Personnel Responsibilities
The following facility personnel are responsible for performing UST monitoring activities and/or maintaining UST leak detection equipment: (include employee job title and specific UST monitoring responsibilities: i.e., inspection of equipment, reporting of alarms, arranging equipment testing &servicing, maintaining monitoring records, etc.)

		Area of Responsibility
Name: JAMES W. BARBOUR	Title: FLEET FACILITIES SUP ASSISTANT	FUEL SYSTEM / DATA TRACKING
Name: PATRIC RYAN	Title: FLEET FACILITIES SUPERVISOR	ALL
Name: _____	Title: _____	_____

H. Reporting Format
Briefly describe the reporting format for monitoring: (i.e. SIR, in tank test, annual certification.)
ANNUAL CERTIFICATION

I. Equipment Testing and Preventive Maintenance
State law requires that testing, preventive maintenance, and calibration (if applicable) of monitoring equipment (i.e. sensors, probes, line leak detectors, etc.) be performed in accordance with the equipment manufacturer's instructions or annually, whichever is more frequent. Qualified personnel must perform such work.

Monitor equipment is serviced: ☒ Annually ☐ Other (specify) _____
Describe the preventive maintenance schedule for the monitoring equipment: (List contractor performing repairs and or certifications, if known) _____

J. Training
Briefly describe the employee training necessary for the operation of UST system, including piping, and the monitoring equipment:
LOCATION OF EQUIPMENT, SPILL NOTIFICATION AND CLEANUP

Certification
I have reviewed this Underground Storage Tank Monitoring Plan and determined that it accurately describes monitoring of underground storage tank systems at this facility.

Signature of Owner/Operator James W Barbour Date 02/05/03

Below This Line For Agency Use Only

☒ This plan has been approved ☐ This plan has been returned
Specialist's Signature _____ Date 2/5/03
Comments:

DEH:HM-9222-A (Rev. 9/02)

ADVANCE PETROLEUM CORP 9094669815 P.4

310 715 9626 02/09/09 01:15pm P. 005

CET SERVICE

CET Dispatch _____

ing System Certification

UST Monitoring Site Plan

Address: CITY of POWAY 14775 Lake Poway

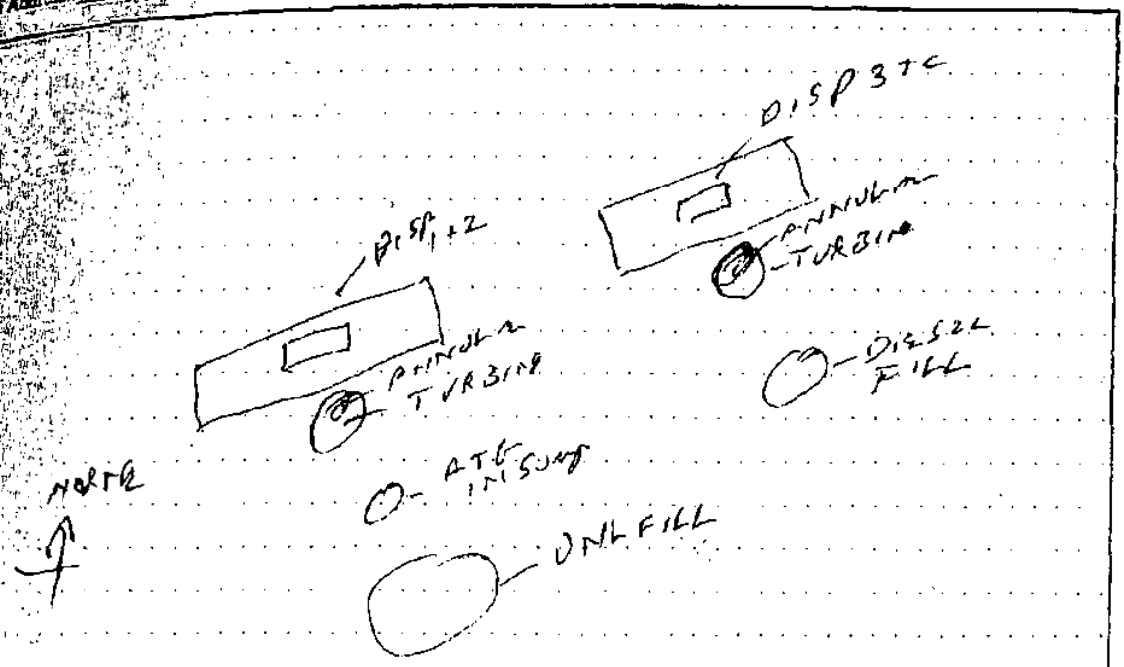

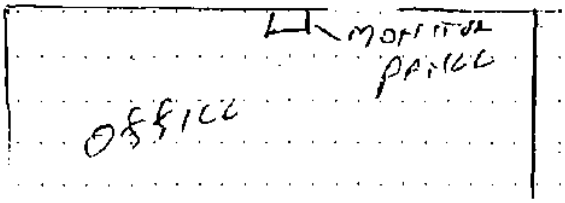

NOT TO SCALE

PAGE 4-4

MECHANICAL LINE LEAK DETECTOR TEST DATA CHART

(053917

ATION NUMBER _____ DATE: 11/29/03

Location: @ 14415 Lake Poway rd Poway
Street No. and/or Corner | City | State | Telephone No.

Owner: City of Poway
Name | Address | Representative | Position | Telephone No.

Operator: City of Poway Fleet Facility
Name | Dealer, Mgr. / Other | Address, if Different than Location, Telephone No.

Contrator or Company Making Test
Mechanic(s) NAME Orange Co. Tank Testing - Martin Schwartz

LEAK DETECTOR

1. MAKE: Red Jacket
TYPE or MODEL: FX-10V
SERIAL NUMBER: 50902-0106

2. MAKE: Red Jacket
TYPE or MODEL: FX-1V
SERIAL NUMBER: 30802-2537

3. MAKE: _____
TYPE or MODEL: _____
SERIAL NUMBER: _____

4. MAKE: _____
TYPE or MODEL: _____
SERIAL NUMBER: _____

No.	Full Operating Pressure PSI	Opening Time Seconds	Functional Element Holding PSI	Bleed Back ML	Metering Pressure PSI	Test Leak Rate ML/Minute GAL/HR	PASS YES	PASS NO	REMARKS
1.	29	2	25	90	11	190 ml 3 GPH	✓		Diesel
2.	26	2	26	200	12	190 ml 3 GPH	✓		unleaded
3.									
4.									

I declare under penalty of perjury that I am a licensed tank tester in the State of California and that the information contained in this report is true and correct to the best of my knowledge

(signature) 11/29/03 (date)

Martin Schwartz
(type or print name)

ORANGE COUNTY TANK TESTING, INC.
225 NORTH LOARA
ANAHEIM, CA 92801
(714) 776-0300

T.E.I LT-3 Hydrostatic Product Line Test Result Sheet

SITE: City of Poway Plant Facility DATE: 11/24/03
14915 Lake Poway Rd
Poway W/O #

PRODUCT	START TIME /READING 00:00/ML	END TIME /READING 00:00/ML	TEST PRESSURE (psi)	VOLUME RATE (GPH)	RESULT PASS/ FAIL
unleaded	9:00 340	9:15 335	50	-.005	PASS
Diesel	9:00 335	9:15 335	50	1.000	PASS

I certify that the above line tests were conducted on this date according to the equipment manufacturer's procedures and limitations and the results as listed are to my knowledge true and correct. I declare under penalty of perjury that I am a licensed tank tester in the State of California and that the information contained in this report is true and correct to the best of my knowledge.

(signature) 11/24/03 (date)

Martin Schwenk
(type or print name)

93-1095
(license number)

NOTE:
The test pass/fail is determined using a threshold of 190 ml per hour (0.05 GPH) rate at 150% working pressure or 50 psi which ever is less. The GPH rate is calculated as: ml X 0.00106.

Orange County Tank Testing, Inc.
225 North Loara Street, Anaheim, California 92801 (714) 776-0300

TEI SYSTEM 5000 SUMMARY SHEET

Non-Volumetric Underground Storage Tank System Leak Test

WO#: 2585

Client: CITY OF POWAY FLEET FAC.
14415 LAKE POWAY RD.
POWAY, CA.

Date: 1-29-03
County: SAN DIEGO

Site: CITY OF POWAY FLEET FAC.
14415 LAKE POWAY RD.
POWAY, CA.

Tank #	Product Description	Tank Capacity	Tank Liquid	Tank Ullage	Product Line Rate/Result	Leak Detector
1	DIESEL	4,000	PASS	PASS	+.000 GPH	PASS
2	UNLEAD	6,000	PASS	PASS	-.005 GPH	PASS
3						
4						
5						
6						

I declare under penalty of perjury that I am a licensed tank tester in the State of California and that the information contained in this report is true and correct to the best of my knowledge.

Signature: _____ (signature) 1/29/03 (date) Tech. License #: 93-1095

Technician Name: SCHWARTZ

Date: _____

Martin Schwartz (type or print name)

93-1095 (license number)

Comments: TANKS AND PRODUCT LINES ARE DOUBLE WALL.

The Non-volumetric threshold for PASS FAIL is 0.020 GPH as listed by the third party evaluation report and the test procedure.

This precision tank testing system exceeds the criteria required by Local, State and Federal NFPA #329 and EPA UST Technical Standards Part 280 for precision testing systems.

105397

CET Dispatch 28997

MONITORING SYSTEM CERTIFICATION

For Use By All Jurisdictions Within the State of California

Authority Cited: Chapter 6.7, Health and Safety Code; Chapter 16, Division 3, Title 23, California Code of Regulations

This form must be used to document testing and servicing of monitoring equipment. A separate certification or report must be prepared for each monitoring system control panel by the technician who performs the work. A copy of this form must be provided to the tank system owner/operator. The owner/operator must submit a copy of this form to the local agency regulating UST systems within 30 days of test date.

A. General Information

Facility Name: CITY OF POWAY Bldg. No.:

Site Address: 14415 LAKE AVE City: POWAY Zip:

Facility Contact Person: TOM S Contact Phone No.: ( )

Make/Model of Monitoring System: TLS350 Serial Number C031C617120500?

Date of Testing/Servicing: 1/28/03

B. Inventory of Equipment Tested/Certified

Check the appropriate boxes to indicate specific equipment inspected/serviced:

Tank ID: UNLEAD

- ☑ In-Tank Gauging Probe Model: 847360-107
- ☑ Annular Space or Vault Sensor. Model: 794390-420
- ☑ Piping Sump / Trench Sensor(s). Model: 794380-208
- ☑ Fill Sump Sensor(s). Model: 794380-208
- ☑ Mechanical Line Leak Detector. Model: VAPORLESS
- ☐ Electronic Line Leak Detector. Model:
- ☐ Tank Overfill / High-Level Sensor. Model:
- ☐ Other (specify equipment type and model in Section E on Page 2).

Tank ID: DK-52C

- ☑ In-Tank Gauging Probe. Model: 847360-107
- ☑ Annular Space or Vault Sensor. Model: 794390-420
- ☑ Piping Sump / Trench Sensor(s). Model: 794380-208
- ☑ Fill Sump Sensor(s). Model: 794380-208
- ☑ Mechanical Line Leak Detector. Model: VAPORLESS
- ☐ Electronic Line Leak Detector. Model:
- ☐ Tank Overfill / High-Level Sensor. Model:
- ☐ Other (specify equipment type and model in Section E on Page 2).

Tank ID:

- ☐ In-Tank Gauging Probe. Model:
- ☐ Annular Space or Vault Sensor. Model:
- ☐ Piping Sump / Trench Sensor(s). Model:
- ☐ Fill Sump Sensor(s). Model:
- ☐ Mechanical Line Leak Detector. Model:
- ☐ Electronic Line Leak Detector. Model:
- ☐ Tank Overfill / High-Level Sensor. Model:
- ☐ Other (specify equipment type and model in Section E on Page 2).

Tank ID:

- ☐ In-Tank Gauging Probe. Model:
- ☐ Annular Space or Vault Sensor. Model:
- ☐ Piping Sump / Trench Sensor(s). Model:
- ☐ Fill Sump Sensor(s). Model:
- ☐ Mechanical Line Leak Detector. Model:
- ☐ Electronic Line Leak Detector. Model:
- ☐ Tank Overfill / High-Level Sensor. Model:
- ☐ Other (specify equipment type and model in Section E on Page 2).

Dispenser ID: 1-2

- ☑ Dispenser Containment Sensor(s). Model: 794380-208
- ☐ Shear Valve(s).
- ☐ Dispenser Containment Float(s) and Chain(s).

Dispenser ID: 3-4

- ☑ Dispenser Containment Sensor(s). Model: 794380
- ☐ Shear Valve(s).
- ☐ Dispenser Containment Float(s) and Chain(s).

Dispenser ID:

- ☐ Dispenser Containment Sensor(s). Model:
- ☐ Shear Valve(s).
- ☐ Dispenser Containment Float(s) and Chain(s).

Dispenser ID:

- ☐ Dispenser Containment Sensor(s). Model:
- ☐ Shear Valve(s).
- ☐ Dispenser Containment Float(s) and Chain(s).

Dispenser ID:

- ☐ Dispenser Containment Sensor(s). Model:
- ☐ Shear Valve(s).
- ☐ Dispenser Containment Float(s) and Chain(s).

Dispenser ID:

- ☐ Dispenser Containment Sensor(s). Model:
- ☐ Shear Valve(s)
- ☐ Dispenser Containment Float(s) and Chain(s).

If the facility contains more tanks or dispensers, copy this form. Include information for every tank and dispenser at the facility.

C. Certification

I certify that the equipment identified in this document was inspected/serviced in accordance with the manufacturers' guidelines. Attached to this Certification is information (e.g. manufacturers' checklists) necessary to verify that this information is correct and a Plot Plan showing the layout of monitoring equipment. For any equipment capable of generating such reports, I have also attached a copy of the report; *(check all that apply)*: ☑ System set-up ☑ Alarm history report

Technician Name (print): WAYNE RECOR Signature:

Certification No.: 621683178 License No.: 302015

Testing Company Name: CHARLES E. THOMAS CO. Phone No.: (310) 323 6730

Address: 13701 So. Alma, Gardena, California 90249 Date of Testing/Servicing: 1/28/03

CET Dispatch _____

F. In-Tank Gauging / SIR Equipment:

☑ Check this box if tank gauging is used only for inventory control.
☐ Check this box if no tank gauging or SIR equipment is installed.

This section must be completed if in-tank gauging equipment is used to perform leak detection monitoring.

Complete the following checklist:

☑ Yes	☐ No*	Has all input wiring been inspected for proper entry and termination, including testing for ground faults?
☑ Yes	☐ No*	Were all tank gauging probes visually inspected for damage and residue buildup?
☑ Yes	☐ No*	Was accuracy of system product level readings tested?
☑ Yes	☐ No*	Was accuracy of system water level readings tested?
☑ Yes	☐ No*	Were all probes reinstalled properly?
☑ Yes	☐ No*	Were all items on the equipment manufacturer's maintenance checklist completed?

*** In the Section H, below, describe how and when these deficiencies were or will be corrected.**

G. Line Leak Detectors (LLD): ☐ Check this box if LLDs are not installed.

Complete the following checklist:

☐ Yes	☐ No* ☐ N/A	For equipment start-up or annual equipment certification, was a leak simulated to verify LLD performance? *(Check all that apply)* Simulated leak rate: ☐ 3 g.p.h.; ☐ 0.1 g.p.h.; ☐ 0.2 g.p.h.
☐ Yes	☐ No*	Were all LLDs confirmed operational and accurate within regulatory requirements?
☐ Yes	☐ No*	Was the testing apparatus properly calibrated?
☐ Yes	☐ No* ☐ N/A	For mechanical LLDs, does the LLD restrict product flow if it detects a leak?
☐ Yes	☐ No* ☐ N/A	For electronic LLDs, does the turbine automatically shut off if the LLD detects a leak?
☐ Yes	☐ No* ☐ N/A	For electronic LLDs, does the turbine automatically shut off if any portion of the monitoring system is disabled or disconnected?
☐ Yes	☐ No* ☐ N/A	For electronic LLDs, does the turbine automatically shut off if any portion of the monitoring system malfunctions or fails a test?
☐ Yes	☐ No* ☐ N/A	For electronic LLDs, have all accessible wiring connections been visually inspected?
☐ Yes	☐ No*	Were all items on the equipment manufacturer's maintenance checklist completed?

*** In the Section H, below, describe how and when these deficiencies were or will be corrected.**

H. Comments: SECTION G - LEAK DETECTOR NOT INSTALLED AT THIS TIME - LINES BEING PURGED

D. Results of Testing/Servicing CET Dispatch ____

Software Version Installed: 123.01

Complete the following checklist:

☑ Yes	☐ No*	Is the audible alarm operational?
☑ Yes	☐ No*	Is the visual alarm operational?
☑ Yes	☐ No*	Were all sensors visually inspected, functionally tested, and confirmed operational?
☑ Yes	☐ No*	Were all sensors installed at lowest point of secondary containment and positioned so that other equipment will not interfere with their proper operation?
☐ Yes	☐ No* ☑ N/A	If alarms are relayed to a remote monitoring station, is all communications equipment (e.g. modem) operational?
☑ Yes	☐ No* ☐ N/A	For pressurized piping systems, does the turbine automatically shut down if the piping secondary containment monitoring system detects a leak, fails to operate, or is electrically disconnected? If yes: which sensors initiate positive shut-down? *(Check all that apply)* ☑ Sump/Trench Sensors; ☑ Dispenser Containment Sensors. Did you confirm positive shut-down due to leaks and sensor failure/disconnection? ☑ Yes; ☐ No.
☑ Yes	☐ No* ☐ N/A	For tank systems that utilize the monitoring system as the primary tank overfill warning device (i.e. no mechanical overfill prevention valve is installed), is the overfill warning alarm visible and audible at the tank fill point(s) and operating properly? If so, at what percent of tank capacity does the alarm trigger? 90 %
☑ Yes*	☐ No	Was any monitoring equipment replaced? If yes, identify specific sensors, probes, or other equipment replaced and list the manufacturer name and model for all replacement parts in Section E, below.
☐ Yes*	☑ No	Was liquid found inside any secondary containment systems designed as dry systems? *(Check all that apply)* ☐ Product; ☐ Water. If yes, describe causes in Section E, below.
☑ Yes	☐ No*	Was monitoring system set-up reviewed to ensure proper settings? Attach set up reports, if applicable
☑ Yes	☐ No*	Is all monitoring equipment operational per manufacturer's specifications?

** In Section E below, describe how and when these deficiencies were or will be corrected.*

E. Comments: MONITOR SYSTEM NEW
SECTION R - UNL TANK HAS SUMP AROUND
FILL TANK PROBE - SENSOR PR-794380-208

Monitoring System Certification

C E T Dispatch _____

UST Monitoring Site Plan

Site Address: CITY OF POWAY 14711 LAKE POWAY

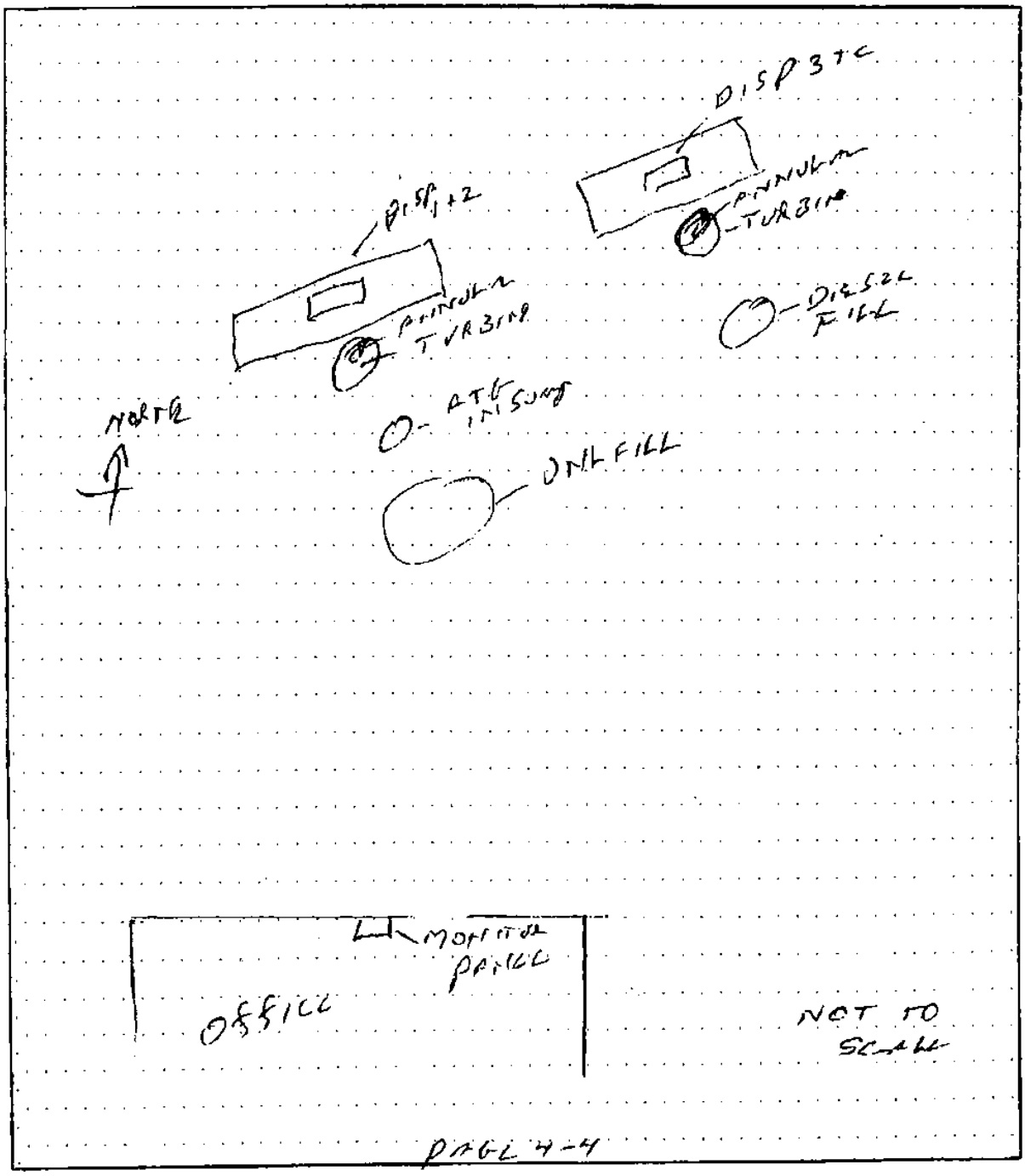

PAGE 4-4

RECEIVED
2004 DEC 28 AM 9 13
D. E. H.
MAILROOM

DEPARTMENT OF ENVIRONMENTAL HEALTH
HAZARDOUS MATERIALS DIVISION
P.O. BOX 129261, SAN DIEGO, CA 92112-9261
(619) 338-2222 FAX (619) 338-2139 1-800-253-9933
http://www.sdcounty.ca.gov/deh/hmd/index.html

Designation of Underground Storage Tank (UST) Operator

UST Owner Statement of Understanding and Compliance with UST Requirements

Facility Name: City of Poway Fleet Maintenance	Facility Permit #: 1 0 5 3 9 7
Facility Address: 14415 Lake Poway Road	Phone: (858) 668-4745
City: Poway CA	Zip Code: 92064

Reason for Submitting this Form *(Check One)* [X] Initial Certification [ ] Change of Designated Operator [ ] Certificate Renewal

Designated UST Operator(s) for this Facility

PRIMARY DESIGNATED UST OPERATOR

Designated Operator's Name: Patrick W Ryan	Relation to UST Facility (Check One)
Business Name *(If different from above)*: City of Poway	[ ] Owner [X] Operator [ ] Employee
Designated Operator's Phone #: 858-668-4745	[ ] Service Technician [ ] Third-Party
International Code Council Certification #: 5246342-UC	Expiration Date: 11/8/2006

ALTERNATE 1 *(Optional)*

Designated Operator's Name: Fred A Campbell	Relation to UST Facility (Check One)
Business Name *(If different from above)*: City of Poway	[ ] Owner [X] Operator [ ] Employee
Designated Operator's Phone #: 858-668-4759	[ ] Service Technician [ ] Third-Party
International Code Council Certification #: 5245949-UC	Expiration Date: / /

ALTERNATE 2 *(Optional)*

Designated Operator's Name:	Relation to UST Facility (Check One)
Business Name *(If different from above)*:	[ ] Owner [ ] Operator [ ] Employee
Designated Operator's Phone #:	[ ] Service Technician [ ] Third-Party
International Code Council Certification #:	Expiration Date: / /

NOTIFY THE LOCAL REGULATORY AGENCY WITHIN 30 DAYS OF ANY CHANGES TO THIS INFORMATION

I certify that, for the facility indicated at the top of this page, the individual(s) listed above will serve as Designated UST Operator(s). The individual(s) will conduct and document monthly facility inspections and annual facility employee training, in accordance with California Code of Regulations, Title 23, Sections 2715(c) - (f).
Furthermore, I understand and am in compliance with the requirements (statutes, regulations, and local ordinances) applicable to underground storage tanks.

Patrick W Ryan DATE: 12/23/04
NAME OF TANK OWNER OR OWNER'S AGENT (Please Print)

Patrick W Ryan for the City of Poway OWNER'S PHONE #: (858) 668-4745
SIGNATURE OF TANK OWNER OR OWNER'S AGENT

Return this completed form to: **HMD-Designated UST Operator**
P.O. Box 129261, San Diego, CA 92112-9261

UNDERGROUND STORAGE TANK (UST) DESIGNATED OPERATORS
and
UST OWNER COMPLIANCE STATEMENT

The State Water Resources Control Board (SWRCB) has adopted changes to the Underground Storage Tank (UST) regulations that require USTs owners to submit a signed statement to the Certified Unified Program Agency (CUPA) indicating that the owner understands and is in compliance with all underground storage tank requirements, and identifying the **Designated UST Operator(s)** for each facility they own. The signed statement must be submitted to the CUPA by January 1, 2005. The Hazardous Materials Division (HMD) is the CUPA responsible for implementing the UST program in San Diego County.

The definition of a **Designated UST Operator** can be found in Title 23 of the California Code of Regulation, section 2715(b)-(f). **A Designated UST Operator** means one or more individuals designated by the UST owner to have responsibilities for training facility employees and conducting a monthly visual inspection at the UST facility. The "designated UST operator" must:

- Posses a current "California UST System Operator" certification issued by the International Code Council (ICC) by **January 1, 2005**. Certification must be renewed every 24 months.
- Provide on-the-job training for facility employee(s). Initial training is required by July 1, 2005. Facility employees hired on or after **July 1, 2005** must complete initial training within 30 days from their date of hire.
- Perform monthly visual inspections and record results on an inspection report, which must be provided to the owner/operator from their date of hire. For your convenience, a checklist for visual inspections (Form HM-9175) is available on the Hazardous Materials Division web site, **http://www.sdcounty.ca.gov/deh/hmd/index.html**. Keep this completed form with your monthly records.

The **Designated UST Operator** must be able to perform the required tasks on the timelines specified in regulations. As long as ICC certifies the individual, the **Designated UST Operator** could be the UST facility owner, operator, employee, service technician, or a third-party. Please submit the name of the **Designated UST Operator(s)** for each facility you own using the enclosed **Form HM-9174 to HMD no later than January 1, 2005.** This form also serves as the UST owner compliance statement. Also be aware that UST owners must notify the HMD within 30 days of any change of **Designated UST Operator (s)**.

For more information about the new UST regulations and to find out more about training requirements for UST Designated Operators, visit the State Regional Water Regional Control Board at http://www.swrcb.ca.gov/ust/training/new_trng_reqmts.html#operator or call the Hazardous Materials Duty Desk at 619-338-2231.

Est # 105397

MONITORING SYSTEM CERTIFICATION

For Use By All Jurisdictions Within the State of California
Authority Cited: Chapter 6.7, Health and Safety Code; Chapter 16, Division 3, Title 23, California Code of Regulations

This form must be used to document testing and servicing of monitoring equipment. A separate certification or report must be prepared for each monitoring system control panel by the technician who performs the work. A copy of this form must be provided to the tank system owner/operator. The owner/operator must submit a copy of this form to the local agency regulating UST systems within 30 days of test date.

A. General Information

Facility Name: City of Poway Bldg. No.:
Site Address: 14415 Lake Poway Rd City: Poway Zip: 92064
Facility Contact Person: Pat Contact Phone No.: (858) 679-5476
Make/Model of Monitoring System: Veeder Root TLS 350 Plus Date of Testing/Servicing: MAR 29 2004

B. Inventory of Equipment Tested/Certified

Check the appropriate boxes to indicate specific equipment inspected/serviced:

Tank ID: Gasoline	Tank ID:
☒ In-Tank Gauging Probe. Model: 847390-107	☐ In-Tank Gauging Probe. Model:
☒ Annular Space or Vault Sensor. Model: 794390-420	☐ Annular Space or Vault Sensor. Model:
☒ Piping Sump / Trench Sensor(s). Model: 794380-208	☐ Piping Sump / Trench Sensor(s). Model:
☒ Fill Sump Sensor(s). Model: 794380-208	☐ Fill Sump Sensor(s). Model:
☒ Mechanical Line Leak Detector. Model: EXI	☐ Mechanical Line Leak Detector. Model:
☐ Electronic Line Leak Detector. Model:	☐ Electronic Line Leak Detector. Model:
☒ Tank Overfill / High-Level Sensor. Model: 847390-107	☐ Tank Overfill / High-Level Sensor. Model:
☐ Other (specify equipment type and model in Section E on Page 2).	☐ Other (specify equipment type and model in Section E on Page 2).
Tank ID: Diesel	Tank ID:
☒ In-Tank Gauging Probe. Model: 847390-107	☐ In-Tank Gauging Probe. Model:
☒ Annular Space or Vault Sensor. Model: 794390-420	☐ Annular Space or Vault Sensor. Model:
☒ Piping Sump / Trench Sensor(s). Model: 794380-208	☐ Piping Sump / Trench Sensor(s). Model:
☒ Fill Sump Sensor(s). Model: 794380-208	☐ Fill Sump Sensor(s). Model:
☒ Mechanical Line Leak Detector. Model: EXIV	☐ Mechanical Line Leak Detector. Model:
☐ Electronic Line Leak Detector. Model:	☐ Electronic Line Leak Detector. Model:
☒ Tank Overfill / High-Level Sensor. Model: 847390-107	☐ Tank Overfill / High-Level Sensor. Model:
☐ Other (specify equipment type and model in Section E on Page 2).	☐ Other (specify equipment type and model in Section E on Page 2).
Dispenser ID: 1 & 2	Dispenser ID:
☒ Dispenser Containment Sensor(s). Model: 794380-208	☐ Dispenser Containment Sensor(s). Model:
☒ Shear Valve(s).	☐ Shear Valve(s).
☐ Dispenser Containment Float(s) and Chain(s).	☐ Dispenser Containment Float(s) and Chain(s).
Dispenser ID: 3 & 4	Dispenser ID:
☒ Dispenser Containment Sensor(s). Model: 794380-208	☐ Dispenser Containment Sensor(s). Model:
☒ Shear Valve(s).	☐ Shear Valve(s).
☐ Dispenser Containment Float(s) and Chain(s).	☐ Dispenser Containment Float(s) and Chain(s).
Dispenser ID:	Dispenser ID:
☐ Dispenser Containment Sensor(s). Model:	☐ Dispenser Containment Sensor(s). Model:
☐ Shear Valve(s).	☐ Shear Valve(s).
☐ Dispenser Containment Float(s) and Chain(s).	☐ Dispenser Containment Float(s) and Chain(s).

*If the facility contains more tanks or dispensers, copy this form. Include information for every tank and dispenser at the facility.

C. Certification

- I certify that the equipment identified in this document was inspected/serviced in accordance with the manufacturers' guidelines. Attached to this Certification is information (e.g. manufacturers' checklists) necessary to verify that this information is correct and a Plot Plan showing the layout of monitoring equipment. For any equipment capable of generating such reports, I have also attached a copy of the report; *(check all that apply)*: ☒ System set-up ☒ Alarm history report

Technician Name (print): KEVIN H. CRISWELL Signature: KH Criswell
Certification No.: 006-05-0436 Exp 4/24/05 License No.: 308710 / 02837
Testing Company Name: J.F. KEAVENY INC. Phone No.: (619) 688-2134
Shop Address: 5465 GAINES ST. #101, SAN DIEGO, CA. 92110 Date of Testing/Servicing: MAR 29 2004

MAR 2 9 2004

D. Results of Testing/Servicing

Software Version Installed: 122.00

Complete the following checklist:

☒ Yes	☐ No*	Is the audible alarm operational?
☒ Yes	☐ No*	Is the visual alarm operational?
☒ Yes	☐ No*	Were all sensors visually inspected, functionally tested, and confirmed operational?
☒ Yes	☐ No*	Were all sensors installed at lowest point of secondary containment and positioned so that other equipment will not interfere with their proper operation?
☐ Yes	☐ No* ☒ N/A	If alarms are relayed to a remote monitoring station, is all communications equipment (e.g. modem) operational?
☒ Yes	☐ No* ☐ N/A	For pressurized piping systems, does the turbine automatically shut down if the piping secondary containment monitoring system detects a leak, fails to operate, or is electrically disconnected? If yes, which sensors initiate positive shut-down? *(Check all that apply)* ☒ Sump/Trench Sensors; ☒ Dispenser Containment Sensors. Did you confirm positive shut-down due to leaks and sensor failure/disconnection? ☒ Yes; ☐ No.
☒ Yes	☐ No* ☐ N/A	For tank systems that utilize the monitoring system as the primary tank overfill warning device (i.e. no mechanical overfill prevention valve is installed), is the overfill warning alarm visible and audible at the tank fill point(s) and operating properly? If so, at what percent of tank capacity does the alarm trigger? 90 %
☐ Yes*	☒ No	Was any monitoring equipment replaced? If yes, identify specific sensors, probes, or other equipment replaced and list the manufacturer name and model for all replacement parts in Section E, below.
☐ Yes*	☒ No	Was liquid found inside any secondary containment systems designed as dry systems? *(Check all that apply)* ☐ Product; ☐ Water. If yes, describe causes in Section E, below.
☒ Yes	☐ No*	Was monitoring system set-up reviewed to ensure proper settings? Attach set up reports, if applicable
☒ Yes	☐ No*	Is all monitoring equipment operational per manufacturer's specifications?

* In Section E below, describe how and when these deficiencies were or will be corrected.

E. Comments:

MAR 2 9 2004

F. In-Tank Gauging / SIR Equipment:

☒ Check this box if tank gauging is used only for inventory control.
☐ Check this box if no tank gauging or SIR equipment is installed.

This section must be completed if in-tank gauging equipment is used to perform leak detection monitoring.

Complete the following checklist:

☐ Yes	☐ No*	Has all input wiring been inspected for proper entry and termination, including testing for ground faults?
☐ Yes	☐ No*	Were all tank gauging probes visually inspected for damage and residue buildup?
☐ Yes	☐ No*	Was accuracy of system product level readings tested?
☐ Yes	☐ No*	Was accuracy of system water level readings tested?
☐ Yes	☐ No*	Were all probes reinstalled properly?
☐ Yes	☐ No*	Were all items on the equipment manufacturer's maintenance checklist completed?

* In the Section H, below, describe how and when these deficiencies were or will be corrected.

G. Line Leak Detectors (LLD): ☐ Check this box if LLDs are not installed.

Complete the following checklist:

☒ Yes	☐ No* ☐ N/A	For equipment start-up or annual equipment certification, was a leak simulated to verify LLD performance? *(Check all that apply)* Simulated leak rate: ☒ 3 g.p.h.; ☐ 0.1 g.p.h.; ☐ 0.2 g.p.h.
☒ Yes	☐ No*	Were all LLDs confirmed operational and accurate within regulatory requirements?
☒ Yes	☐ No*	Was the testing apparatus properly calibrated?
☒ Yes	☐ No* ☐ N/A	For mechanical LLDs, does the LLD restrict product flow if it detects a leak?
☐ Yes	☐ No* ☒ N/A	For electronic LLDs, does the turbine automatically shut off if the LLD detects a leak?
☐ Yes	☐ No* ☒ N/A	For electronic LLDs, does the turbine automatically shut off if any portion of the monitoring system is disabled or disconnected?
☐ Yes	☐ No* ☒ N/A	For electronic LLDs, does the turbine automatically shut off if any portion of the monitoring system malfunctions or fails a test?
☐ Yes	☐ No* ☒ N/A	For electronic LLDs, have all accessible wiring connections been visually inspected?
☒ Yes	☐ No*	Were all items on the equipment manufacturer's maintenance checklist completed?

* In the Section H, below, describe how and when these deficiencies were or will be corrected.

H. Comments: _____

Monitoring System Certification

UST Monitoring Site Plan

Site Address: 14415 Lake Poway Rd

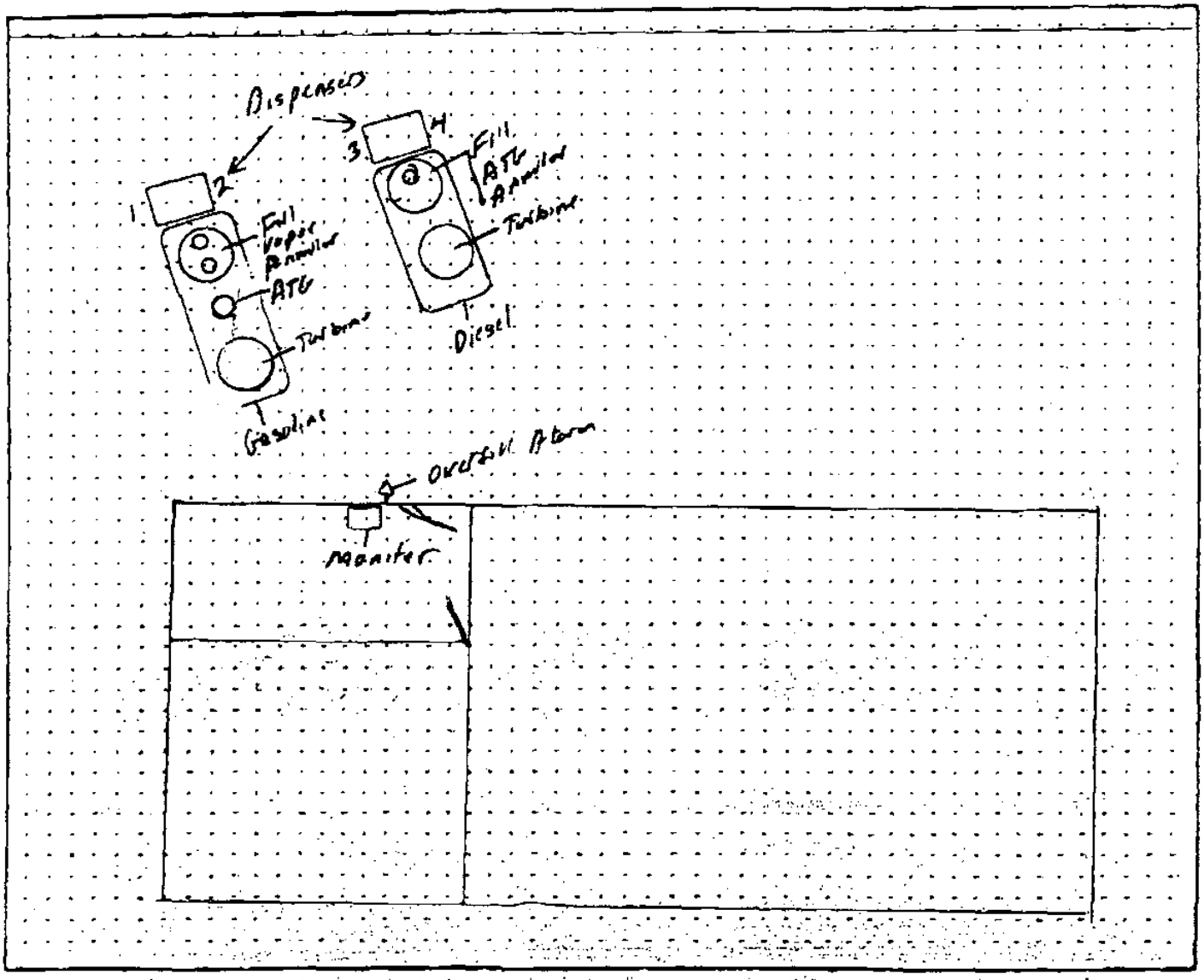

Date map was drawn: MAR 29 2004

Instructions

If you already have a diagram that shows all required information, you may include it, rather than this page, with your Monitoring System Certification. On your site plan, show the general layout of tanks and piping. Clearly identify locations of the following equipment, if installed: monitoring system control panels; sensors monitoring tank annular spaces, sumps, dispenser pans, spill containers, or other secondary containment areas; mechanical or electronic line leak detectors; and in-tank liquid level probes (if used for leak detection). In the space provided, note the date this Site Plan was prepared.

MONITOR CERTIFICATION TEST RESULTS

DATE: MAR 29 2004 TOTAL # OF SENSOR'S: 9 WORK ORDER #: 41322

SITE NAME: City of Poway MONITOR BRAND: Veeder Root TLS 350 Plus

SITE ADDRESS: 14415 Lake Poway Rd MODEL/FORM#: 847090-022

CITY/STATE/ZIP: Poway CA 92064 SERIAL NUMBER: 03106171205004

#	SENSOR LOCATION: (I.E.: ANNULAR SPACE, STP SUMP)	SENSOR TYPE: (I.E. TRISTATE, FLOAT, DISCRIMINATING, ETC.)	SENSOR MANUFACTURER/ MODEL NUMBER:	ALARMED WHEN TESTED YES/NO
1.	Gasoline Turbine Sump	Tristate Single Float	794380-208	yes
2.	Gasoline ATG Sump	Tristate "	794380-208	yes
3.	Gasoline Fill Sump	Tristate "	794380-208	yes
4.	Gasoline Annular	Tristate "	794390-420	yes
5.	Dispenser 1&2 (Gas)	Tristate "	794380-208	yes
6.	Diesel Turbine Sump	Tristate "	794380-208	yes
7.	Diesel Fill Sump	Tristate "	794380-208	yes
8.	Diesel Annular	Tristate "	794390-420	yes
9.	Dispenser 3&4 (Diesel)	Tristate "	794380-208	yes
10.				
11.				
12.				
13.				
14.				
15.				
16.				
17.				
18.				
19.				
20.				
21.				
22.				
23.				
24.				

KERI Consent

VAPORLESS MANUFACTURING, INC.

LDT-890 Leak Detector Test Record

Contractor: JF Keaveny Inc. Customer: City of Poway

Date: 8/29/04 Location: 14415 Lake Poway Rd Product: Diesel

Technician: Kevin H Criswell

Submersible Pump Identification

Manufacturer: Red Jacket Model No.: P75U Y052 Serial Number: 4464

Leak Detector Identification

Manufacturer: Red Jacket Description: Diaphragm-type ___ Piston-type X Other Style Leak Detector: ___

Tamper-proof seal installed? Yes X No ___

Leak Detector in Submersible Pump

Test at Dispenser

1. Operating Pump Pressure 30 psi (Purging Test System)
2. Gallons per hour rate 3.0 (Leak Test (Phase 1)
3. Line pressure with pump shut off 25 psi (Leak Test Phase 1)
4. Bleedback Test with pump off 70 ml (Bleed-back Test)
5. Step-through time to full flow 1.68 seconds (Step-through Time)
6. Leak detector stays in leak search position. (Leak Test Phase 2) Yes X No ___

LEAK DETECTOR TEST

Note: Pass = Leak detector stays in slow-flow during GPH test
Fail = Leak detector steps through to allow full pump pressure during GPH test

Pass X

Fail ___

Form 890C (September 1 - 2001)

*Complete thermal expansion test before failing leak detector.

2001 Vaporless Manufacturing, Inc., Prescott Valley, AZ

VAPORLESS MANUFACTURING, INC.

LDT-890 Leak Detector Test Record

Contractor	Customer	
JF Keaveny Inc	City of Poway	
Date	**Location**	**Product**
3/29/04	14415 Lake Poway Rd	Gasoline

Technician: Kevin H Cornwell

Submersible Pump Identification

Manufacturer	Model No.	Serial Number
RedJacket	P75 IV Y052	4463

Leak Detector Identification

Manufacturer	Description	Other Style Leak Detector
RedJacket	Diaphragm-type ____ Piston-type X	

Tamper-proof seal installed? Yes X No ____

Leak Detector in Submersible Pump

Test at Dispenser

1. Operating Pump Pressure 28 psi (Purging Test System)
2. Gallons per hour rate 3.0 (Leak Test (Phase 1)
3. Line pressure with pump shut off 28 psi (Leak Test Phase 1)
4. Bleedback Test with pump off 120 ml (Bleed-back Test)
5. Step-through time to full flow 2.67 seconds (Step-through Time)
6. Leak detector stays in leak search position. (Leak Test Phase 2) Yes X No ____

LEAK DETECTOR TEST

Note: Pass = Leak detector stays in slow-flow during GPH test
Fail = Leak detector steps through to allow full pump pressure during GPH test

Pass X

Fail ____

Form 890C (September 1 - 2001)

*Complete thermal expansion test before failing leak detector.

2001 Vaporless Manufacturing, Inc., Prescott Valley, AZ

COUNTY OF SAN DIEGO

COMPLIANCE INSPECTION REPORT

PAGE 1 OF 5 DATE 3/29/04
PERMIT # 105397
TIME START 0930 END 1300
BUS. CODE K24
SPECIALIST NYAGA
INSPECTION CONTACT/TITLE
RYAN CAMPBELL /
PHONE (858) 679-5445
Faxed 4/09/04 RF

BUSINESS NAME PUBLIC SERV DEPT CITY OF POWAY
ADDRESS 14415 LAKE POWAY RD
CITY/ZIP POWAY CA 92064

On the above date, an inspection of your business/facility was conducted in order to determine compliance with the California Health and Safety Code (HSC) Chapters 6.5, 6.7, 6.95; Titles 19, 22 and 23 of the California Code of Regulations (CCR); and the San Diego County Code (SDCC). The following remarks are intended to provide guidance to correct the violations noted on the attached violation report.

Y	N/A		Y	N/A	
☑	☐	Unified Program Facility Permit current and available			Permit Expires on: 29/FEB 05
☑	☐	Hazardous Materials Business Plan available	☑	☐	Contingency Plan available
☑	☐	Employee Training is adequate	☑	☐	Employee Training records available
☑	☐	Waste disposal records available for review	☑	☐	Waste containers kept closed
☐	☐	Emergency contacts current ☐ Updated today	☑	☐	Waste containers kept labeled
☐	☐	Chemical inventory current ☐ Updated today	☑	☐	Waste containers in good condition

BELOW GRADE UST VERIFICATION & HAZMAT INSPECTION

APR 06 2004

OBSERVATIONS

1) THE CERTIFICATE OF FINANCIAL RESPONSIBILITY OBSERVED ONSITE EXPIRED JUN 2003.

CORRECTIVE ACTION: SUBMIT WITHIN 30 DAYS TO HMD CURRENT EVIDENCE OF FINANCIAL RESPONSIBILITY FOR THE UNDERGROUND STORAGE TANKS.

2) REMARKS.

1) BELOW GRADE SYSTEM CERTIFICATION PERFORMED TODAY BY KEVIN C. OF J.F. KEAVANY, INC. SENSORS AND PROBES TESTED APPEARED TO FUNCTION PROPERLY.

2) LINE LEAK DETECTION AT 3.0gph PERFORMED AND WITNESSED.

☒ This is an annual certification that the Hazardous Materials Business Plan (inventory, emergency contacts, emergency response plan, and employee training plan) is current and includes all the information required in the H&SC and is maintained at the site where hazardous materials are stored.

Initials of Business Representative: J.C.

Signature of Business Representative: Fred Campbell — Date Signed: 03/29/2004 — Title: PW Shop Assistant

COUNTY OF SAN DIEGO

EST. NUMBER H 105397

DATE 3 / 29 / 04

PAGE 2 OF 5

SUPPLEMENTAL INSPECTION REPORT

Office Use Only

BUSINESS ADDRESS: 14415 LAKE POWAY Rd ZIP CODE: 92064

3) DISCONTINUE COMINGLING OF GASOLINE USED FILTERS WITH USED OIL FILTERS. STORE USED GASOLINE IN APPROVED CONTAINERS ~~AS~~ AND DISPOSE VIA A UNIFORM HAZARDOUS WASTE MANIFEST.

SEE FLYERS FOR INFORMATION ON USED GASOLINE FILTERS.

Signature of Business Representative

3/29/04
Date Signed

PW Ops Assistant
Title

Department of Environmental Health, Hazardous Materials Management Division, P.O. Box 85261, San Diego, CA. 92186-5261

(619) 338-2222

DEH:HM-9110 (3/96) NCR

DISTRIBUTION: WHITE-RETURN TO HMMD
YELLOW-BUSINESS RETAINS

COUNTY OF SAN DIEGO

COMPLIANCE INSPECTION REPORT

PERMIT#: 105397
DATE: 3 / 29 / 04
PAGE: 3 OF 5

BUSINESS ADDRESS: 14415 LAKE POWAY RD PY ZIP: 92064

VIOLATION REPORT: The items checked below refer to specific section numbers of Title 23 of the California Code of Regulations (CCR), Chapters 6.7, of the Health & Safety Code (HSC) & the County Code of Regulatory Ordinances (SDCC). The following code sections are either in violation (V) with the Underground Storage Tank laws and regulations or Non-Applicable (N/A). **All violations must be corrected. Submit documentation of return to compliance to your Specialist. You may use the Corrective Action Form to document your return to compliance. Your Specialist can provide these forms. Please call (619) 338-2222 or your Specialist if you have any questions.**

GENERAL UNDERGROUND STORAGE TANK (UST) REQUIREMENTS

	VIOLATION DESCRIPTION	VIOL	V	NA
#	UST SYSTEM RECORDS			
	UPF Permit current and at facility? 25284; 68.905, 68.1003, 68.1005	3101		
	Operating Permit current and at facility? 25284(a); 25286(a), 2712 (i), 68.1003	3102		
	UST Repair/modify/closure permit obtained? 68.1004, 68.1005, 68.1009.5	3103		X
	Current forms A and B submitted? 25286(a)	3104		
	Financial Responsibility current? 25292.2(a)	3105	X	
	Owner/Operator Agreement Submitted? 25284(a)(3); 2620(b)	3106		X
	Monitoring Procedures complete? ✓ 2632(b)& (d), 2634(d), 2711(a)(9)	3107		
	UST Emergency Response Plan complete? 25289(b); 2632(b), 2634(e), 2641(h) ✓	3108		
	Monitoring plot plan submitted? 2711(a)(8)	3109		
	Annual certification of ATG and sensors? ✓ 2641(j)	3110		
	Continuous monitoring system certified ✓ annually? 25284.1(a)(4)(C), 2630(d), 2641(j)	3111		
	2ndary containm. test done at 6/36 months; sent to CUPA w/i 30 days 25284.1, 2637(a); 2637(a)(4) ✓	3114		

	VIOLATION DESCRIPTION	VIOL	V	NA
#	FILE RECORDS			
	Secondary containment repairs conducted? 25284.1; 25291(a)(2); 2637(a)(2)	3115		X
	Releases reported/recorded? 25294, 25295; 2650, 2651, 2652	3151		X
	Maintenance/monitoring/calibration/ repair records available? 25293; 2712 (b)	3152		
	Monitoring certification submitted to CUPA within 30 days? 2637(b)(4)	3153		
	Enhanced Leak detection performed if required? 25292.4	3154		X
	Contractor or technician trained? 25284.1(a)(5)(D); 2637(b)(1)(B) & (C)	3155		
	Contractor has Class A, C-10, C34, C36, or C61 license? 25284.1(a)(5)(D) 2637(b)(1)(A)	3156		
	No evidence of falsification of records or tampering with monitoring system? 25299(f)	3157		
	All operating permit conditions met? 2712	3158		
	Monitoring equipment installed, calibrated, operated, and maintained per manufacturer's instructions? 2637(b)	3159		
	UST system repairs done properly? 25292.1(c); 2660 (a)(k)(l)(m),	3160		

UST SYSTEM INSPECTION

Requirements applicable for both, single & double walled systems

#	VIOLATION DESCRIPTION	VIOL	TANK #	T003		T002					
			PRODUCT	DSL		UNL					
				V	NA	V	NA	V	NA	V	NA
	Is monitor not in state of alarm at beginning of inspection? 2632(d) ✓	3251									
	Audible and visual alarms functioning properly? 2632(c)(2)(B), 2636(f)(1) ✓	3252									
	Sticker/tag affixed to monitoring equipment at certification? 2637(b)(5)	3253									
	UST system has approved overfill protection? 2635(b)(2) ✓	3254									
	Is spill container in good condition and liquid free? 2635 (b)(1), 2636(a)(1) ✓	3255									
	Fill box drain functional or alternative available? 2635(b)(1)(C) ✓	3256									
	Is secondary containment liquid free? 2631(d)(4) ✓	3257									
	Are sensors placed adequately and/or at low point in sumps? 2641(a), 2691(a)(7)(C) ✓	3258									
	Dispenser containment present if currently required? 25284.1(a)(5)(C) ✓	3259									
	Dispenser containment adequately monitored? 2636(f)(1) & (g) ✓	3260									
	Dispenser containment free of liquid? 2631(d)(4) ✓	3261									
	Secondary containment piping unobstructed to allow drainage to sump? 2632 ✓	3262									
	All monitoring system components &/or devices functional? 2630, 2641(j), 2632 ✓	3263									
	Spill containment tested annually? 25284.2 ✓	3264									
	UST system operated to prevent spills and/or overfills 25292.1 (a) ✓	3265									
	Under Dispenser Containment installed? 2636(h). Required by December 31st, 2003	3266									
CATHODIC PROTECTION					X		X				
	System checked as required by tester? (6 mo./3yrs.) 2635(a)(2)(A)	3301									
	Impressed current system check every 60 days? 2635(a)(2)(A)	3302									
	Is corrosion protection adequate? 25292.1(b); 2635(a)(2), 2662(c)	3303									
CLOSURE REQUIREMENTS:											
	Temporary closure requirements completed? 25298, 2671	3322									
	Unused tank properly closed? Permanent closure requirements met? 25298, 2672	3324			X		X				

Signature of Business Representative

03/29/04
Date Signed

PW Shop Assistant
Title of Business Representative

COUNTY OF SAN DIEGO

COMPLIANCE INSPECTION REPORT

PERMIT #: 105397
DATE: 3/29/04
PAGE: 4 OF 5

BUSINESS ADDRESS: 14415 LAKE POWAY RD ZIP: 92064

UST SYSTEM INSPECTION
Requirements for Double Walled Systems

#	VIOLATION DESCRIPTION	VIOL	TANK #	T003		T002					
			PRODUCT	DSL		UNL					
				V	NA	V	NA	V	NA	V	NA
PIPING MONITORING: PRESSURIZED SYSTEMS-OPTIONS 1, 2, 3 & 4											
	OPTION 1 Continuous audible and visual alarm with positive shut off? 2636(g)(1) & (2)	3401									
	Pump shuts off when monitor is disconnected or fails? 2636(g)(4) ✓	3402									
	OPTION 2 Continuous audible and visual alarm with positive shut off? 2636(f)(1) & (3)	3403									
	Piping integrity test detects .1 gph with ELLD or 150% pressure? 2636(f)(4)	3404									
	OPTION 3 Line leak detector detects 3 0 gph or equivalent? 2636(f)(2) ✓	3405									
	Automatic line leak detector certified annually? 25284.1(a)(4)(C); 2630(d), 2641(j)	3406									
	Piping integrity test detects .1 gph with ELLD or 150% pressure? 2636(f)(4)	3407		X		X					
	OPTION 4 *Emergency Generators only:* Monitoring system checked daily? 2636(g)(5)	3408									
	Em. Generators only: Continuous audible and visual alarm? 2636(g)(1) & (2)	3409		X		X					
PIPING MONITORING: SUCTION SYSTEMS											
	Continuous audible and visual alarm? 2636(f)1	3451									
REQUIREMENTS FOR SINGLE WALLED SYSTEMS											
TANK MONITORING REQUIREMENTS											
	OPTION 1 Monthly 0.2 gph tank gauging performed? 2643(b)(1)	3501									
	OPTION 2 Monthly SIR performed? 25292(b)(1); 2643(b)(3)	3502									
	Stick in good condition with 1/8" increments? 2645, 2646	3503									
	Dispenser meters calibrated? 2646.1	3504									
	SIR capable of detecting 0.2 gph? 2643(b)(3)	3505									
	Biennial 0.1 gph tank integrity testing performed? 2643(b)(3), 2643.1	3506									
	Annual SIR report submitted? 2646.1(j)	3507									
	OPTION 3 Weekly manual tank gauging performed? (UST capacity ≤1000 gallons) 2645	3508									
	Annual integrity test performed? (UST capacity 1000 gallons or less) 2645	3509									
PIPING REQUIREMENTS: SINGLE WALLED PRESSURIZED-OPTIONS 1, 2, 3& 4											
	Line leak detector certified annually? 25284.1(a)(4)(C); 2641(j)	3551									
	Line leak detector shuts down turbine & failsafe operational 2666(c)	3552									
	OPTION 1 Hourly line leak detector monitoring performed? 25284.1(a)(4) (C); 2643(c)(1)	3553									
	Monthly electronic line leak detection performed? 2643(c)(2)	3554									
	OPTION 2 Hourly line leak detector monitoring performed? 25284.1(a)(4) (c), 2643(c)(1)	3555									
	Annual electronic line leak detector monitoring performed? 2643(c)(3)	3556									
	OPTION 3 Hourly line leak detector monitoring performed? 25284.1(a)(4)(C); 2643(c)(1)	3557									
	Annual piping integrity test? 2643(c)(3)	3558									
	OPTION 4 Hourly electronic line leak detector detects 3 gph leak? 2643(c)(3)	3559									
	Electronic line leak detector detects 0.1 gph at 150% pressure? 2643(c)(3)	3560									
PIPING REQUIREMENTS: SINGLE WALLED CONVENTIONAL SUCTION PIPING											
	Piping integrity test performed every 3 years? 2643(d)	3601									
	Daily monitoring performed and logged? 2643(d), App.II	3602									
PIPING REQUIREMENTS: SINGLE WALLED SAFE SUCTION PIPING											
	One check valve close to suction pump? 2641(b), 2636(a)(3)	3651									
	Contents drains back to tank if suction is released? 2641(b), 2636(a)(3)	3652									
PIPING REQUIREMENTS: SINGLE WALLED GRAVITY PIPING											
	Piping integrity test performed every 2 years? 2643(d)	3701									
	Enhanced leak detection performed if required? 25292.4(a)	3702									

Signature of Business Representative

03/29/04
Date Signed

PW Lab Assistant
Title of Business Representative

DEH:HM-928-1 (Revised 10/03) NCR

DISTRIBUTION: WHITE-RETURN TO HMD; YELLOW-BUSINESS RETAINS

COUNTY OF SAN DIEGO

COMPLIANCE INSPECTION REPORT

PERMIT # 105397
DATE 3/29/04
PAGE 5 OF 5

BUSINESS ADDRESS: 14415 LAKE POWAY RD PY ZIP: 92064

VIOLATION REPORT: The items checked below refer to specific section numbers of Titles 19 & 22 of the California Code of Regulations (CCR), Chapters 6.5, 6.95 of the Health and Safety Code (HSC), and/or the San Diego County Code (SDCC).

All violations must be corrected. Submit documentation of return to compliance to your Specialist. You may use the Corrective Action Form to document your return to compliance. Your Specialist can provide these forms. Please call (619) 338-2222 or your Specialist if you have any questions.

HAZARDOUS WASTE REQUIREMENTS

RECORDKEEPING

Viol #		VIOL	VIOLATION DESCRIPTION
	☐	V0131	UPF Permit not obtained SDCC. 68.905
	☐	V0132	No EPA Identification Number. 66262.12
	☐	V0133	Manifest copy not sent to DTSC. 66262.23
	☐	V0134	Exception Rpt. not filed with DTSC. 66262.42
	☐	V0135	Waste Manifests/Receipts not on-site for 3 years. 66262.40
	☐	V0136	No records of battery disposal. 66262.81
	☐	V0137	Manifest not properly completed. 66262.23
	☐	V0138	TSDF signed-manifest not on-site. 66262.40
	☐	V0139	Biennial report not sent to DTSC. 66262.41
	☐	V0140	LDR Documentation not available. 66268.7
	☐	V0141	Operating TSDF without authorization. 25201
	☐	V0142	Failed to notify local CUPA of onsite treatment of hazardous waste. 25201
	☐	V0143	Tiered Permitting notification has incomplete or incorrect information. 25201
	☐	V0144	SB14 compliance doc. not available. 25244.19
	☐	V0145	Excluded recyclable materials report not submitted to HMD. 25143.10

STORAGE AND HANDLING

	☐	V0201	Waste container not kept closed. 66265.173
	☐	V0202	Waste container missing/improperly labeled. 66262.34, 25143.9
	☐	V0203	Damaged container not repackaged. 66265.171
	☐	V0204	Waste container not properly managed. 66265.173
	☐	V0205	Waste container in poor condition. 66265.171
	☐	V0206	Ignitable Waste < 50 feet of property line. 66265.176
	☐	V0207	Facility not maintained/operated to minimize possibility of fire, explosion or release. 66265.31
	☐	V0208	Storage area not inspected weekly. 66265.174
	☐	V0209	Waste stored > 90, 180, or 270 days. 66262.34
	☐	V0210	Hazwaste not cleaned up off floor surface. 66262.10b
	☐	V0211	Incompatibles in the same container. 66265.177
	☐	V0212	Incompatibles not stored separately. 66265.177
	☐	V0213	Container incompatible with waste. 66265.172
	☐	V0214	Waste oil contaminated. 25250.7
	☐	V0215	Used oil filters improperly managed. 66266.130
	☐	V0216	Hazardous materials not properly labeled. 25124

DISPOSAL AND TRANSPORTATION

	☐	V0301	Unauth. disposal of waste to:_____. 25189.5
	☐	V0302	Unlawful transportation of hazardous waste. 25163
	☐	V0303	Waste transported without a manifest. 66262.20
	☐	V0304	Waste determination not made. 66262.11

TRAINING, CONTINGENCY PLAN & ER PROCEDURES

Viol #		VIOL	VIOLATION DESCRIPTION
	☐	V0401	Training records unavailable. 66265.16
	☐	V0402	Training program not adequate. 66265.16
	☐	V0403	Facility not designed to minimize release. 66265.31
	☐	V0404	Spill control equip not available. 66265.32
	☐	V0405	Aisle space is obstructed. 66265.35
	☐	V0406	Contingency plan not prepared and/or on file. 66265.51, 66265.53

HAZARDOUS WASTE TANK SYSTEMS

	☐	V1601	Hazwaste tanks w/o P.E. assessment. 66265.191a, 66265.192a
	☐	V1602	P.E. Assessment report not complete. 66265.191g, 66265.192k
	☐	V1603	Hazwste tank system; no secondary containment. 66265.193a
	☐	V1604	Secondary containment not kept empty. 66265.196(b)(c), 66265.194(c)
	☐	V1605	No daily tank inspection/inspect. log 66265.195 (b&c)
	☐	V1606	Improper or absent spill/overfill protection. 66265.194b
	☐	V1607	Improper corrosion protection. 66265.191, 66265.192
	☐	V1608	Integrity assessment not done for tanks without secondary containment system. 66265.191
	☐	V1609	Improper use of hazwaste tank system. 66265.196
	☐	V1610	No PE assessment report-repairs/changes. 66265.196g
	☐	V1611	Improper closure of haz waste tank unit. 67383.3, 66265.197

HAZARDOUS MATERIALS REQUIREMENTS

BUSINESS PLAN REQUIREMENTS

	☐	V1001	UPF permit not obtained for Haz. Materials. 68.905
	☐	V1002	Hazardous Materials Business Plan (HMBP) not established/implemented. 25503.5
	☐	V1003	HMBP not amended to reflect changes25505
	☐	V1004	HMBP not submitted to HMD. 25505
	☐	V1005	Emergency contacts not provided/current. 25509
	☐	V1006	Inventory is incomplete. 25504
	☐	V1007	Highly toxic gas (TLV≤10 ppm) not disclosed in chemical inventory. 68.1113
	☐	V1008	Annual carcinogen & reproductive toxin list not submitted to HMD 68.1113
	☐	V1009	Site map is not sufficient. 25509
	☐	V1010	Failure to report a release/threatened release. 25507
	☐	V1011	Personnel training records not available. 19 CCR 2732
	☐	V1012	SPCC plan required but not prepared. 25270.5 (c)
	☐	V2504	Owner or operator (O/O) Stationary Source (SS) with >TPQ of a regulated substance (RS) did not comply with Chapter 4.5 (CalARP process). 2745.1
	☐	V2553	O/O of a new or modified SS with >TPQ of RS did not submit RMP. 2735.4, 25535 (d)

SIGNATURE OF BUSINESS REPRESENTATIVE

03/29/04
DATE SIGNED

PW Shop Assistant
TITLE OF BUSINESS REPRESENTATIVE

DEH:HM-923 (Revised 09/02) NCR

DISTRIBUTION: WHITE-RETURN TO HMD, YELLOW-BUSINESS RETAINS

Send To File

COUNTY OF SAN DIEGO

CORRECTIVE ACTION FORM TO DOCUMENT RETURN TO COMPLIANCE

PERMIT # 105397

SPECIALIST Nyaga

INSPECTION DATE: 4/6/05

CONTACT

BUSINESS NAME City of Poway

ADDRESS 14415 Lake Poway CITY Poway ZIP 92064

VIOL #	DATE CORRECTED	INDICATE HOW VIOLATIONS WERE CORRECTED (ATTACH ANY SUPPORTING DOCUMENTATION TO THIS FORM)
V 1 0201	4/19/05	lids Installed on containers
V 2 0202	4/19/05	Waste Container labeled
V 3 1002	4/19/05	New Hazardous Material Site Map Submitted
4		
5		
6		
7		
8		
9		
10		

I certify under penalty of law that this business/site has corrected all violations marked on the Compliance Inspection Report /Notice of Violation. I have personally examined and am familiar with the information submitted and believe the information is true, accurate and complete. I am authorized to file this certification for the business/site, and am aware that there are significant penalties for submitting false information.

Responsible Party (Print Name): Patrick W Ryan **Job Title:** Fleet Supervison

Signature of Responsible Party: [signature] **Date:** 4-21-05

≪ Mail completed form and supporting documentation to the address listed below ≫

COUNTY OF SAN DIEGO USE ONLY: **Reviewed by:** MNN **Date:** 6/28/05

Specialist's comments:

Department of Environmental Health, Hazardous Materials Division, P.O. Box 129261, San Diego, CA 92112-9261; (619) 338-2222; 1-800-253-9933

DEH:HM-926 (Revised 05/02) NCR DISTRIBUTION: WHITE-RETURN TO HMD; YELLOW-BUSINESS RETAINS

MONITORING SYSTEM CERTIFICATION

For Use By All Jurisdictions Within the State of California
Authority Cited: Chapter 6.7, Health and Safety Code; Chapter 16, Division 3, Title 23, California Code of Regulations

This form must be used to document testing and servicing of monitoring equipment. A separate certification or report must be prepared for each monitoring system control panel by the technician who performs the work. A copy of this form must be provided to the tank system owner/operator. The owner/operator must submit a copy of this form to the local agency regulating UST systems within 30 days of test date.

A. General Information

Facility Name: City of Poway Maint. Facility Bldg. No.:
Site Address: 14445 Lake Poway Rd City: Poway Zip: 92064
Facility Contact Person: Fred Campbell Contact Phone No.: (858) 668 4746
Make/Model of Monitoring System: VeederRoot TLS 350 Plus Date of Testing/Servicing: 4/6/05

B. Inventory of Equipment Tested/Certified

Check the appropriate boxes to indicate specific equipment inspected/serviced:

Tank ID: Unleaded	Tank ID:
☒ In-Tank Gauging Probe. Model: 847390-107	☐ In-Tank Gauging Probe. Model:
☒ Annular Space or Vault Sensor. Model: 794390-420	☐ Annular Space or Vault Sensor. Model:
☒ Piping Sump / Trench Sensor(s). Model: 794380-208	☐ Piping Sump / Trench Sensor(s). Model:
☒ Fill Sump Sensor(s). Model: 794380-208	☐ Fill Sump Sensor(s). Model:
☒ Mechanical Line Leak Detector. Model: FX1V	☐ Mechanical Line Leak Detector. Model:
☐ Electronic Line Leak Detector. Model:	☐ Electronic Line Leak Detector. Model:
☒ Tank Overfill / High-Level Sensor. Model: 847390-107	☐ Tank Overfill / High-Level Sensor. Model:
☐ Other (specify equipment type and model in Section E on Page 2).	☐ Other (specify equipment type and model in Section E on Page 2).
Tank ID: Diesel	Tank ID:
☒ In-Tank Gauging Probe. Model: 847390-107	☐ In-Tank Gauging Probe. Model:
☒ Annular Space or Vault Sensor. Model: 794390-420	☐ Annular Space or Vault Sensor. Model:
☒ Piping Sump / Trench Sensor(s). Model: 794380-208	☐ Piping Sump / Trench Sensor(s). Model:
☒ Fill Sump Sensor(s). Model: 794380-208	☐ Fill Sump Sensor(s). Model:
☒ Mechanical Line Leak Detector. Model: FX1V4	☐ Mechanical Line Leak Detector. Model:
☐ Electronic Line Leak Detector. Model:	☐ Electronic Line Leak Detector. Model:
☒ Tank Overfill / High-Level Sensor. Model: 847390-107	☐ Tank Overfill / High-Level Sensor. Model:
☐ Other (specify equipment type and model in Section E on Page 2).	☐ Other (specify equipment type and model in Section E on Page 2).
Dispenser ID: Unleaded 1&2	Dispenser ID:
☒ Dispenser Containment Sensor(s). Model: 794380-208	☐ Dispenser Containment Sensor(s). Model:
☒ Shear Valve(s).	☐ Shear Valve(s).
☐ Dispenser Containment Float(s) and Chain(s).	☐ Dispenser Containment Float(s) and Chain(s).
Dispenser ID: Diesel 3&4	Dispenser ID:
☒ Dispenser Containment Sensor(s). Model: 794380-208	☐ Dispenser Containment Sensor(s). Model:
☒ Shear Valve(s).	☐ Shear Valve(s).
☐ Dispenser Containment Float(s) and Chain(s).	☐ Dispenser Containment Float(s) and Chain(s).
Dispenser ID:	Dispenser ID:
☐ Dispenser Containment Sensor(s). Model:	☐ Dispenser Containment Sensor(s). Model:
☐ Shear Valve(s).	☐ Shear Valve(s).
☐ Dispenser Containment Float(s) and Chain(s).	☐ Dispenser Containment Float(s) and Chain(s).

*If the facility contains more tanks or dispensers, copy this form. Include information for every tank and dispenser at the facility.

C. Certification

I certify that the equipment identified in this document was inspected/serviced in accordance with the manufacturers' guidelines. Attached to this Certification is information (e.g. manufacturers' checklists) necessary to verify that this information is correct and a Plot Plan showing the layout of monitoring equipment. For any equipment capable of generating such reports, I have also attached a copy of the report; *(check all that apply)*: ☒ System set-up ☒ Alarm history report

Technician Name (print): KEVIN H. CRISWELL Signature:
Certification No.: 006-05-0436 Exp. 4/24/05 License No.: 308710 / 02837
Testing Company Name: J.F. KEAVENY INC. Phone No.: (619) 688-2134
Shop Address: 5465 GAINES ST. #101, SAN DIEGO, CA 92110 Date of Testing/Servicing: 4/6/05

D. Results of Testing/Servicing

Software Version Installed: 122.00

Complete the following checklist:

☒ Yes	☐ No*	Is the audible alarm operational?
☒ Yes	☐ No*	Is the visual alarm operational?
☒ Yes	☐ No*	Were all sensors visually inspected, functionally tested, and confirmed operational?
☒ Yes	☐ No*	Were all sensors installed at lowest point of secondary containment and positioned so that other equipment will not interfere with their proper operation?
☐ Yes	☐ No* ☒ N/A	If alarms are relayed to a remote monitoring station, is all communications equipment (e.g. modem) operational?
☒ Yes	☐ No* ☐ N/A	For pressurized piping systems, does the turbine automatically shut down if the piping secondary containment monitoring system detects a leak, fails to operate, or is electrically disconnected? If yes: which sensors initiate positive shut-down? *(Check all that apply)* ☒ Sump/Trench Sensors; ☒ Dispenser Containment Sensors. Did you confirm positive shut-down due to leaks and sensor failure/disconnection? ☒ Yes; ☐ No.
☒ Yes	☐ No* ☐ N/A	For tank systems that utilize the monitoring system as the primary tank overfill warning device (i.e. no mechanical overfill prevention valve is installed), is the overfill warning alarm visible and audible at the tank fill point(s) and operating properly? If so, at what percent of tank capacity does the alarm trigger? 90 %
☐ Yes*	☒ No	Was any monitoring equipment replaced? If yes, identify specific sensors, probes, or other equipment replaced and list the manufacturer name and model for all replacement parts in Section E, below.
☐ Yes*	☒ No	Was liquid found inside any secondary containment systems designed as dry systems? *(Check all that apply)* ☐ Product; ☐ Water. If yes, describe causes in Section E, below.
☒ Yes	☐ No*	Was monitoring system set-up reviewed to ensure proper settings? Attach set up reports, if applicable
☒ Yes	☐ No*	Is all monitoring equipment operational per manufacturer's specifications?

*** In Section E below, describe how and when these deficiencies were or will be corrected.**

E. Comments:

F. In-Tank Gauging / SIR Equipment:

☐ Check this box if tank gauging is used only for inventory control.
☐ Check this box if no tank gauging or SIR equipment is installed.

This section must be completed if in-tank gauging equipment is used to perform leak detection monitoring.

Complete the following checklist:

☒ Yes	☐ No*	Has all input wiring been inspected for proper entry and termination, including testing for ground faults?
☒ Yes	☐ No*	Were all tank gauging probes visually inspected for damage and residue buildup?
☒ Yes	☐ No*	Was accuracy of system product level readings tested?
☒ Yes	☐ No*	Was accuracy of system water level readings tested?
☒ Yes	☐ No*	Were all probes reinstalled properly?
☒ Yes	☐ No*	Were all items on the equipment manufacturer's maintenance checklist completed?

*** In the Section H, below, describe how and when these deficiencies were or will be corrected.**

G. Line Leak Detectors (LLD):

☐ Check this box if LLDs are not installed.

Complete the following checklist:

☒ Yes	☐ No* ☐ N/A	For equipment start-up or annual equipment certification, was a leak simulated to verify LLD performance? *(Check all that apply)* Simulated leak rate: ☒ 3 g.p.h.; ☐ 0.1 g.p.h; ☐ 0.2 g.p.h.
☒ Yes	☐ No*	Were all LLDs confirmed operational and accurate within regulatory requirements?
☒ Yes	☐ No*	Was the testing apparatus properly calibrated?
☒ Yes	☐ No* ☐ N/A	For mechanical LLDs, does the LLD restrict product flow if it detects a leak?
☐ Yes	☐ No* ☒ N/A	For electronic LLDs, does the turbine automatically shut off if the LLD detects a leak?
☐ Yes	☐ No* ☒ N/A	For electronic LLDs, does the turbine automatically shut off if any portion of the monitoring system is disabled or disconnected?
☐ Yes	☐ No* ☒ N/A	For electronic LLDs, does the turbine automatically shut off if any portion of the monitoring system malfunctions or fails a test?
☐ Yes	☐ No* ☒ N/A	For electronic LLDs, have all accessible wiring connections been visually inspected?
☒ Yes	☐ No*	Were all items on the equipment manufacturer's maintenance checklist completed?

*** In the Section H, below, describe how and when these deficiencies were or will be corrected.**

H. Comments:

Monitoring System Certification

UST Monitoring Site Plan

Site Address: 14415 Lake Poway Rd Poway CA 92064

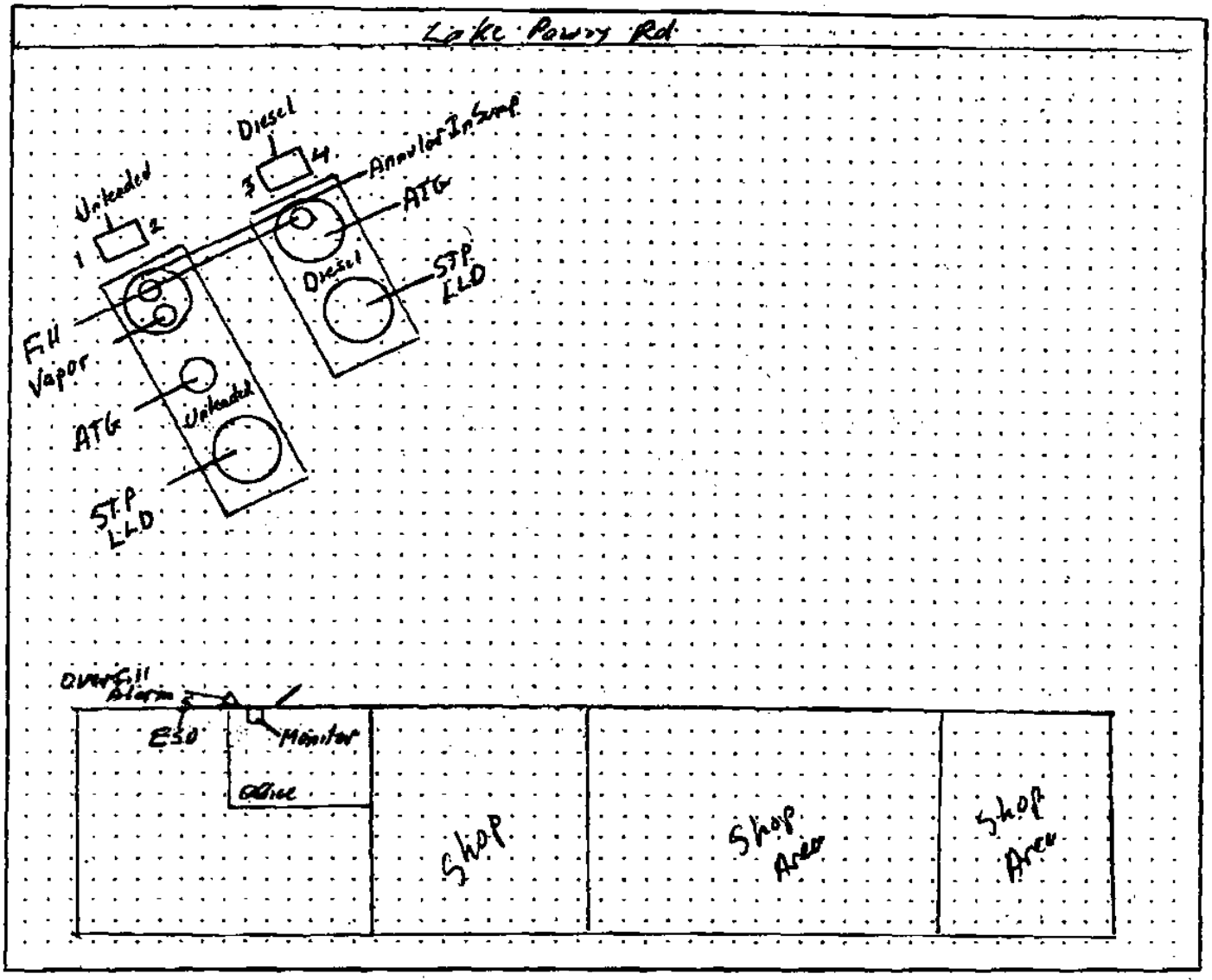

Date map was drawn: 4/6/05

Instructions

If you already have a diagram that shows all required information, you may include it, rather than this page, with your Monitoring System Certification. On your site plan, show the general layout of tanks and piping. Clearly identify locations of the following equipment, if installed: monitoring system control panels; sensors monitoring tank annular spaces, sumps, dispenser pans, spill containers, or other secondary containment areas; mechanical or electronic line leak detectors; and in-tank liquid level probes (if used for leak detection). In the space provided, note the date this Site Plan was prepared.

MONITOR CERTIFICATION TEST RESULTS

DATE: 4/6/05 TOTAL # OF SENSOR'S: 9 WORK ORDER #: 51164

SITE NAME: City of Poway MONITOR BRAND: Veeder Root TLS 350 plus

SITE ADDRESS: 14415 Lake Poway Rd MODEL/FORM#: 0848290-022

CITY/STATE/ZIP: Poway CA 92064 SERIAL NUMBER: C031061712050 04

#	SENSOR LOCATION: (I.E.: ANNULAR SPACE, STP SUMP)	SENSOR TYPE: (I.E. TRISTATE, FLOAT, DISCRIMINATING, ETC.)	SENSOR MANUFACTURER/ MODEL NUMBER:	ALARMED WHEN TESTED YES/NO
1.	87 STP Sump	Tristate (Single Float)	794380-208	yes
2.	87 ATG Sump	Tristate (Single Float)	794380-208	yes
3.	87 Fill Sump	Tristate	794380-208	yes
4.	87 Annular	Tristate	794390-420	yes
5.	Dispenser 1&2	Tristate	794380-208	yes
6.	Diesel STP Sump	Tristate	794380-208	yes
7.	Diesel Fill Sump	Tristate	794380-208	yes
8.	Diesel Annular	Tristate	794390-420	yes
9.	Dispenser 3&4	Tristate		
10.				
11.				
12.				
13.				
14.				
15.				
16.				
17.				
18.				
19.				
20.				
21.				
22.				
23.				
24.				

Per Lawrence

County of San Diego

DEPARTMENT OF ENVIRONMENTAL HEALTH-HAZARDOUS MATERIALS DIVISION
P.O. BOX 129261, SAN DIEGO, CA 92112-9261
(619) 338-2222 FAX (619) 338-2377; 1-800-253-9933

UST SECONDARY CONTAINMENT TESTING CERTIFICATION

This form is intended for use by contractors performing initial & periodic testing of UST secondary containment systems. Use the appropriate pages of this form to report results for all components tested. The completed form, written test procedures, and printouts from tests (if applicable), must be provided to the facility owner/operator for submittal to the County of San Diego Department of Environmental Health Hazardous Materials Division UST Group.

Permit Number: _____ **Plan Check Number:** _____

1. FACILITY INFORMATION

Facility Name: City of Poway Maint. Facility	Date of Testing: 4/6/05	
Facility Address: 14415 Lake Poway Rd		Test Type:
Facility Contact: Fred Campbell	Phone: (858) 668 4746	☒ Initial
Date Local Agency Was Notified of Testing: 3/31/05		☐ 6 months
Name of Local Agency Inspector *(if present during testing)*: Margaret Nyaga		☐ 36 months

2. TESTING CONTRACTOR INFORMATION

Company Name: JF Keaveny Inc	
Technician Conducting Test: Kevin H Caswell	
Credentials: ☒ CSLB Licensed Contractor	☐ SWRCB Licensed Tank Tester
License Type: General, C10, Service Station Specialty	License Number: 308710

Manufacturer Training

Manufacturer	Component(s)	Date Training Expires

3. SUMMARY OF TEST RESULTS

Component	Pass	Fail	Not Tested	Repairs Made	Component	Pass	Fail	Not Tested	Repairs Made
Unleaded Spill Bucket (Fill)	☒	☐	☐	☐		☐	☐	☐	☐
Diesel Spill Bucket (Fill)	☒	☐	☐	☐		☐	☐	☐	☐
	☐	☐	☐	☐		☐	☐	☐	☐
	☐	☐	☐	☐		☐	☐	☐	☐
	☐	☐	☐	☐		☐	☐	☐	☐
	☐	☐	☐	☐		☐	☐	☐	☐
	☐	☐	☐	☐		☐	☐	☐	☐
	☐	☐	☐	☐		☐	☐	☐	☐
	☐	☐	☐	☐		☐	☐	☐	☐
	☐	☐	☐	☐		☐	☐	☐	☐
	☐	☐	☐	☐		☐	☐	☐	☐
	☐	☐	☐	☐		☐	☐	☐	☐

If hydrostatic testing was performed, describe what was done with the water after completion of tests:

Placed in 5 gallon Bucket Labeled Hazwaste

CERTIFICATION OF TECHNICIAN RESPONSIBLE FOR CONDUCTING THIS TESTING

To the best of my knowledge, the facts stated in this document are accurate and in full compliance with legal requirements.

Technician's Signature: KH Caswell Date: 4/6/05

9. SPILL/OVERFILL CONTAINMENT BOXES

Facility is Not Equipped With Spill/Overfill Containment Boxes ☐				
Spill/Overfill Containment Boxes are Present, but were Not Tested ☐				
Test Method Developed By:	☐ Spill Bucket Manufacturer	☒ Industry Standard	☐ Professional Engineer	☐ Other *(Specify)*
Test Method Used:	☐ Pressure	☐ Vacuum	☒ Hydrostatic	☐ Other *(Specify)*
Test Equipment Used:		Equipment Resolution:		

	87 Spill Box # 1	88 Spill Box # 2	Spill Box #	Spill Box #
Bucket Diameter:	10"	10"		
Bucket Depth:	12"	12"		
Wait time between applying pressure/vacuum/water and starting test:	10 min	10 min		
Test Start Time:	0950	0950		
Initial Reading (R_I):	5 3/4"	6 3/4"		
Test End Time:	1055	1055		
Final Reading (R_F):	5 3/4	6 3/4		
Test Duration:	1 hr	1 hr		
Change in Reading ($R_F - R_I$):	0	0		
Pass/Fail Threshold or Criteria:	No Change = Pass	No Change = Pass		
Test Result:	☒ Pass ☐ Fail	☒ Pass ☐ Fail	☐ Pass ☐ Fail	☐ Pass ☐ Fail

Comments – *(include information on repairs made prior to testing, and recommended follow-up for failed tests)*

Send Completed Form to:
County of San Diego, Department of Environmental Health, Hazardous Materials Division
UST Group
P.O. Box 129261
San Diego CA 92112-9261

VAPORLESS MANUFACTURING, INC.

LDT-890 Leak Detector Test Record

Contractor: JF Keaveny Inc
Customer: City of Poway
Date: 4/6/05
Location: 14415 Lake Poway Rd
Product: Gasoline
Technician: Kevin H Criswell

Submersible Pump Identification

Manufacturer	Model No.	Serial Number
Red Jacket	P75U1 YQ52	20103

Leak Detector Identification

Manufacturer	Description	Other Style Leak Detector
Red Jacket FX1	Diaphragm-type ___ Piston-type X	

Tamper-proof seal installed? Yes X No ___

Leak Detector in Submersible Pump
Test at Dispenser

1. Operating Pump Pressure 28 psi (Purging Test System)
2. Gallons per hour rate 3.0 (Leak Test (Phase 1)
3. Line pressure with pump shut off 27 psi (Leak Test Phase 1)
4. Bleedback Test with pump off 60 ml (Bleed-back Test)
5. Step-through time to full flow 1.37 seconds (Step-through Time)
6. Leak detector stays in leak search position. (Leak Test Phase 2) Yes X No ___

LEAK DETECTOR TEST

Note: Pass = Leak detector stays in slow-flow during GPH test
Fail = Leak detector steps through to allow full pump pressure during GPH test

Pass X

Fail ___

Form 890C (September 1 - 2001)

*Complete thermal expansion test before failing leak detector.

2001 Vaporless Manufacturing, Inc., Prescott Valley, AZ

VAPORLESS MANUFACTURING, INC.

LDT-890 Leak Detector Test Record

Contractor	Customer
JF Keaveny Inc	City of Poway

Date	Location	Product
4/6/05	14415 Lake Poway Rd	Diesel

Technician: Kenneth Caswell

Submersible Pump Identification

Manufacturer	Model No.	Serial Number
Red Jacket	P75U1 YQSZ	4464

Leak Detector Identification

Manufacturer	Description	Other Style Leak Detector
Red Jacket	FX1DV Diaphragm-type ___ Piston-type X	___

Tamper-proof seal installed? Yes X No ___

Leak Detector in Submersible Pump
Test at Dispenser

1. Operating Pump Pressure 30 psi (Purging Test System)
2. Gallons per hour rate 3.0 (Leak Test (Phase 1)
3. Line pressure with pump shut off 25 psi (Leak Test Phase 1)
4. Bleedback Test with pump off 60 ml (Bleed-back Test)
5. Step-through time to full flow 1.73 seconds (Step-through Time)
6. Leak detector stays in leak search position. (Leak Test Phase 2) Yes X No ___

LEAK DETECTOR TEST

Note: Pass = Leak detector stays in slow-flow during GPH test
Fail = Leak detector steps through to allow full pump pressure during GPH test

Pass X

Fail ___

Form 890C (September 1 - 2001)

*Complete thermal expansion test before failing leak detector.

2001 Vaporless Manufacturing, Inc., Prescott Valley, AZ

Add 6-13-05 cm file

COUNTY OF SAN DIEGO

COMPLIANCE INSPECTION REPORT

PAGE 1 OF 5 DATE 4/6/05
PERMIT # 105397
TIME START 900 END
BUS. CODE K24
SPECIALIST NYAGA
INSPECTION CONTACT/TITLE FRED | PAT /
PHONE: (858) 679-5445

BUSINESS NAME PUBLIC SER DEPT. CITY POWAY
ADDRESS 14415 LAKE POWAY RD
CITY/ZIP POWAY 92064

On the above date, an inspection of your business/facility was conducted in order to determine compliance with the California Health and Safety Code (HSC) Chapters 6.5, 6.7, 6.95; Titles 19, 22 and 23 of the California Code of Regulations (CCR); and the San Diego County Code (SDCC). The following remarks are intended to provide guidance to correct the violations noted on the attached violation report.

NOTE: Reinspection fees will be charged if additional inspections are required to determine compliance.

Y	N/A		Y	N/A	
☑	☐	Unified Program Facility Permit current and available			Permit Expires on: 2/28/06
☑	☐	Hazardous Materials Business Plan available	☑	☐	Contingency Plan available
☐	☐	Employee Training is adequate	☑	☐	Employee Training records available
☑	☐	Waste disposal records available for review	☑	☐	Waste containers kept closed
☑	☐	Emergency contacts current ☐ Updated today	☑	☐	Waste containers kept labeled
☑	☐	Chemical inventory current ☐ Updated today	☑	☐	Waste containers in good condition

☑ All violations noted on this compliance inspection report were corrected during this inspection.

APR 2 0 2005

BELOW GRADE UST VERIFICATION + ROUTINE INSPECTION

INSPECTION CONDUCTED WITH KEVIN OF JK KEAVENY, PAT RYAN & FRED CAMPBELL OF PS. CITY OF POWAY.

UNDERGROUND STORAGE TANK REQUIREMENTS.

- ALL THE SENSORS AND PROBES INITIATED ALARMS AND WITH POSITIVE SHUTDOWN.

- LINE LEAK DETECTION AT 3GPH TEST PASSED.

- 30MINS TEST PERFORMED FOR SPILL BUCKETS PASSED.

- UST RECORDS REVIEWED

☐ This is an annual certification that the Hazardous Materials Business Plan (inventory, emergency contacts, emergency response plan, and employee training plan) is current and includes all the information required in the H&SC and is maintained at the site where hazardous materials are stored.

Initials of Business Representative

Fred Campbell — 4/6 2005 — Public Works Shop Assistant

Signature of Business Representative | Date Signed | Title of Business Representative

COUNTY OF SAN DIEGO

SUPPLEMENTAL INSPECTION REPORT

EST. NUMBER H 105397

DATE: 4-6-05

PAGE: 2 OF 5

Office Use Only

BUSINESS ADDRESS: 14415 LAKE POWAY RD ZIP CODE: 92064

HAZARDOUS MATERIALS REQUIREMENTS.

- CHEMICAL INVENTORY WILL BE UPDATED TO INCLUDE, 3X7GALLON PROPANE, 400CUFT OF OXYGEN AND 320 GALLONS OF MOTOR OIL.

- WASTE OIL TANK WAS LABELED DURING THE INSPECTION

- ALL HAZARDOUS MATERIALS RECORDS WERE REVIEWED AND APPEARED ADEQUATE.

* UPDATE THE HAZARDOUS MATERIALS BUSINESS PLAN TO ACCOMMODATE RECENT CHANGES IN LOCATION OF HAZARDOUS MATERIALS & WASTES. AND SUBMIT TO HMD WITHIN 30 DAYS.

Fred Campbell — 4/6/2005 — Public Works Shop Assistant

Signature of Business Representative — Date Signed — Title

Department of Environmental Health, Hazardous Materials Division, P.O. Box 129261, San Diego, CA 92112-9261; (619) 338-2222

DEH:HM-9110 (Rev. 2/99) NCR

DISTRIBUTION: WHITE-RETURN TO HMD
YELLOW-BUSINESS RETAINS

COUNTY OF SAN DIEGO

COMPLIANCE INSPECTION REPORT

PERMIT#: 105397
DATE: 4 / 6 / 05
PAGE: 3 OF 5

BUSINESS ADDRESS: 14415 LAKE POWAY RD POWAY ZIP: 92064

VIOLATION REPORT: The items checked below refer to specific section numbers of Title 23 of the California Code of Regulations (CCR), Chapters 6.7, of the Health & Safety Code (HSC) & the County Code of Regulatory Ordinances (SDCC). The following code sections are either in violation (V) with the Underground Storage Tank laws and regulations or Non-Applicable (N/A). All violations must be corrected. Submit documentation of return to compliance to your Specialist. You may use the Corrective Action Form to document your return to compliance. Your Specialist can provide these forms. Please call (619) 338-2222 or your Specialist if you have any questions.

GENERAL UNDERGROUND STORAGE TANK (UST) REQUIREMENTS

	VIOLATION DESCRIPTION	VIOL	V	NA		VIOLATION DESCRIPTION	VIOL	V	NA
#	UST SYSTEM RECORDS				#	FILE RECORDS			
✓	UPF Permit current and at facility? 25284; 68.905, 68.1003, 68.1005	3101				Secondary containment repairs conducted? 25284.1; 25291(a)(2); 2637(a)(2)	3115		
✓	Operating Permit current and at facility? 25284(a); 25286(a), 2712 (i), 68.1003	3102				Releases reported/recorded? 25294, 25295; 2650, 2651, 2652	3151		
	UST Repair/modify/closure permit obtained? 68.1004, 68.1005, 68.1009.5	3103				Maintenance/monitoring/calibration/ repair records available? 25293; 2712 (b)	3152		
	Current forms A and B submitted? 25286(a)	3104				Monitoring certification submitted to CUPA within 30 days? 2637(b)(4)	3153		
✓	Financial Responsibility current? 25292.2(a)	3105				Enhanced Leak detection performed if required? 25292.4	3154		
	Owner/Operator Agreement Submitted? 25284(a)(3); 2620(b)	3106				Contractor or technician trained? 25284.1(a)(5)(D); 2637(b)(1)(B) & (C)	3155		
✓	Monitoring Procedures complete? 2632(b)& (d), 2634(d), 2641(h), 2711(a)(9)	3107				Contractor has Class A, C-10, C34, C36, or C61 license? 25284.1(a)(5)(D), 2637(b)(1)(A)	3156		
	UST Emergency Response Plan complete? 25289(b); 2632(b), 2634(e), 2641(h)	3108				No evidence of falsification of records or tampering with monitoring system? 25299(f)	3157		
✓	Monitoring plot plan submitted? 2711(a)(8)	3109				All operating permit conditions met? 2712	3158		
✓	Annual certification of ATG and sensors? 2641(j)	3110				Monitoring equipment installed, calibrated, operated, and maintained per manufacturer's instructions? 2637(b), 2641(j)	3159		
✓	Continuous monitoring system certified annually? 25284.1(a)(4)(C), 2630(d), 2637(b)	3111							
	2ndary containm. test done at 6/36 months; sent to CUPA w/i 30 days 25284.1; 2637(a); 2637(a)(4)	3114				UST system repairs done properly? 25292.1(c); 2660 (a)(k)(l)(m)	3160		

UST SYSTEM INSPECTION

Requirements applicable for both, single & double walled systems

		TANK #	002		003					
		PRODUCT	UNL		DSL					
#	VIOLATION DESCRIPTION	VIOL	V	NA	V	NA	V	NA	V	NA
	Is monitor not in state of alarm at beginning of inspection? 2632(d)	3251								
	Audible and visual alarms functioning properly? 2632(c)(2)(B), 2636(f)(1)	3252								
	Sticker/tag affixed to monitoring equipment at certification? 2637(b)(5)	3253								
	UST system has approved overfill protection? 2635(b)(2)	3254								
	Is spill container in good condition and liquid free? 2635 (b)(1), 2636(a)(1)	3255								
	Fill box drain functional or alternative available? 2635(b)(1)(C)	3256								
	Is secondary containment liquid free? 2631(d)(4)	3257								
	Are sensors placed adequately and/or at low point in sumps? 2641(a), 2691(a)(7)(C)	3258								
	Dispenser containment present if currently required? 25284.1(a)(5)(C)	3259								
	Dispenser containment adequately monitored? 2636(f)(1) & (g)	3260								
	Dispenser containment free of liquid? 2631(d)(4)	3261								
	Secondary containment piping unobstructed to allow drainage to sump? 2632	3262								
	All monitoring system components &/or devices functional? 2630, 2641(j), 2632	3263								
	Spill containment tested annually? 25284.2	3264								
	UST system operated to prevent spills and/or overfills 25292.1 (a)	3265								
	Under Dispenser Containment installed? 2636(h). Required by December 31st, 2003	3266								
CATHODIC PROTECTION										
	System checked as required by tester? (6 mo./3yrs.) 2635(a)(2)(A)	3301								
	Impressed current system check every 60 days? 2635(a)(2)(A)	3302								
	Is corrosion protection adequate? 25292.1(b); 2635(a)(2), 2662(c)	3303								
CLOSURE REQUIREMENTS:										
	Temporary closure requirements completed? 25298, 2671	3322								
	Unused tank properly closed? Permanent closure requirements met? 25298, 2672	3324								

Signature of Business Representative

4/6/2005
Date Signed

Title of Business Representative

COUNTY OF SAN DIEGO

COMPLIANCE INSPECTION REPORT

PERMIT #: 105397
DATE: 4 / 6 / 05
PAGE: 4 OF 5

BUSINESS ADDRESS: 14415 LAKE POWAY RD PY ZIP: 92064

UST SYSTEM INSPECTION
Requirements for Double Walled Systems

#	VIOLATION DESCRIPTION	VIOL	TANK # 002 V	002 NA	003 V	003 NA	V	NA	V	NA
		PRODUCT	UNL		DSL					
PIPING MONITORING: PRESSURIZED SYSTEMS-OPTIONS 1, 2, 3 & 4										
	OPTION 1 Continuous audible and visual alarm with positive shut off? 2636(g)(1) & (2)	3401								
	Pump shuts off when monitor is disconnected or fails? 2636(g)(4)	3402								
	OPTION 2 Continuous audible and visual alarm with positive shut off? 2636(f)(1) & (3)	3403								
	Piping integrity test detects .1 gph with ELLD or 150% pressure? 2636(f)(4)	3404								
	OPTION 3 Line leak detector detects 3.0 gph or equivalent? 2636(f)(2)	3405								
	Automatic line leak detector certified annually? 25284.1(a)(4)(C); 2630(d), 2641(j)	3406								
	Piping integrity test detects .1 gph with ELLD or 150% pressure? 2636(f)(4)	3407								
	OPTION 4 *Emergency Generators only:* Monitoring system checked daily? 2636(g)(5)	3408								
	Em. Generators only: Continuous audible and visual alarm? 2636(g)(1) & (2)	3409								
PIPING MONITORING: SUCTION SYSTEMS										
	Continuous audible and visual alarm? 2636(f)1	3451								
	REQUIREMENTS FOR SINGLE WALLED SYSTEMS									
TANK MONITORING REQUIREMENTS										
	OPTION 1 Monthly 0.2 gph tank gauging performed? 2643(b)(1)	3501								
	OPTION 2 Monthly SIR performed? 25292(b)(1); 2643(b)(3)	3502								
	Stick in good condition with 1/8" increments? 2645, 2646	3503								
	Dispenser meters calibrated? 2646.1	3504								
	SIR capable of detecting 0.2 gph? 2643(b)(3)	3505								
	Biennial 0.1 gph tank integrity testing performed? 2643(b)(3), 2643.1	3506								
	Annual SIR report submitted? 2646.1(j)	3507								
	OPTION 3 Weekly manual tank gauging performed? (UST capacity ≤1000 gallons) 2645	3508								
	Annual integrity test performed? (UST capacity 1000 gallons or less) 2645	3509								
PIPING REQUIREMENTS: SINGLE WALLED PRESSURIZED-OPTIONS 1, 2, 3& 4										
	Line leak detector certified annually? 25284.1(a)(4)(C); 2641(j)	3551								
	Line leak detector shuts down turbine & failsafe operational 2666(c)	3552								
	OPTION 1 Hourly line leak detector monitoring performed? 25284.1(a)(4) (C); 2643(c)(1)	3553								
	Monthly electronic line leak detection performed? 2643(c)(2)	3554								
	OPTION 2 Hourly line leak detector monitoring performed? 25284.1(a)(4) (c); 2643(c)(1)	3555								
	Annual electronic line leak detector monitoring performed? 2643(c)(3)	3556								
	OPTION 3 Hourly line leak detector monitoring performed? 25284.1(a)(4)(C), 2643(c)(1)	3557								
	Annual piping integrity test? 2643(c)(3)	3558								
	OPTION 4 Hourly electronic line leak detector detects 3 gph leak? 2643(c)(3)	3559								
	Electronic line leak detector detects 0.1 gph at 150% pressure? 2643(c)(3)	3560								
PIPING REQUIREMENTS: SINGLE WALLED CONVENTIONAL SUCTION PIPING										
	Piping integrity test performed every 3 years? 2643(d)	3601								
	Daily monitoring performed and logged? 2643(d), App.II	3602								
PIPING REQUIREMENTS: SINGLE WALLED SAFE SUCTION PIPING										
	One check valve close to suction pump? 2641(b), 2636(a)(3)	3651								
	Contents drains back to tank if suction is released? 2641(b), 2636(a)(3)	3652								
PIPING REQUIREMENTS: SINGLE WALLED GRAVITY PIPING										
	Piping integrity test performed every 2 years? 2643(d)	3701								
	Enhanced leak detection performed if required? 25292.4(a)	3702								

Signature of Business Representative

4/6/2005
Date Signed

Title of Business Representative

DEH:HM-928-1 (Revised 01/04) NCR

DISTRIBUTION: WHITE-RETURN TO HMD; YELLOW-BUSINESS RETAINS

COUNTY OF SAN DIEGO

COMPLIANCE INSPECTION REPORT

PERMIT # 105397
DATE 4 / 6 / 05
PAGE 5 OF 5

BUSINESS ADDRESS: 14415 LAKE POWAY RD PY ZIP: 92064

VIOLATION REPORT: The items checked below refer to specific section numbers of Titles 19 & 22 of the California Code of Regulations (CCR), Chapters 6.5, 6.95 of the Health and Safety Code (HSC), and/or the San Diego County Code (SDCC).
All violations must be corrected. Submit documentation of return to compliance to your Specialist. You may use the Corrective Action Form to document your return to compliance. Your Specialist can provide these forms. Please call (619) 338-2222 or your Specialist if you have any questions.

HAZARDOUS WASTE REQUIREMENTS

RECORDKEEPING

Viol #		VIOL	VIOLATION DESCRIPTION
	☐	V0131	UPF Permit not obtained SDCC. 68.905
	☐	V0132	No EPA Identification Number. 66262.12
	☐	V0133	Manifest copy not sent to DTSC. 66262.23
	☐	V0134	Exception Rpt. not filed with DTSC. 66262.42
	☐	V0135	Waste Manifests/Receipts not on-site for 3 years. 66262.40
	☐	V0136	No records of battery disposal. 66262.81
	☐	V0137	Manifest not properly completed. 66262.23
	☐	V0138	TSDF signed-manifest not on-site. 66262.40
	☐	V0139	Biennial report not sent to DTSC. 66262.41
	☐	V0140	LDR Documentation not available. 66268.7
	☐	V0141	Operating TSDF without authorization. 25201
	☐	V0142	Failed to notify local CUPA of onsite treatment of hazardous waste. 25201
	☐	V0143	Tiered Permitting notification has incomplete or incorrect information. 25201
	☐	V0144	SB14 compliance doc. not available. 25244.19
	☐	V0145	Excluded recyclable materials report not submitted to HMD. 25143.10

STORAGE AND HANDLING

	☐	V0201	Waste container not kept closed. 66265.173
	☐	V0202	Waste container missing/improperly labeled. 66262.34, 25143.9
	☐	V0203	Damaged container not repackaged. 66265.171
	☐	V0204	Waste container not properly managed. 66265.173
	☐	V0205	Waste container in poor condition. 66265.171
	☐	V0206	Ignitable Waste < 50 feet of property line. 66265.176
	☐	V0207	Facility not maintained/operated to minimize possibility of fire, explosion or release. 66265.31
	☐	V0208	Storage area not inspected weekly. 66265.174
	☐	V0209	Waste stored > 90, 180, or 270 days. 66262.34
	☐	V0210	Hazwaste not cleaned up off floor surface. 66262.10b
	☐	V0211	Incompatibles in the same container. 66265.177
	☐	V0212	Incompatibles not stored separately. 66265.177
	☐	V0213	Container incompatible with waste. 66265.172
	☐	V0214	Waste oil contaminated. 25250.7
	☐	V0215	Used oil filters improperly managed. 66266.130
	☐	V0216	Hazardous materials not properly labeled. 25124

DISPOSAL AND TRANSPORTATION

	☐	V0301	Unauth. disposal of waste to:_____. 25189.5
	☐	V0302	Unlawful transportation of hazardous waste. 25163
	☐	V0303	Waste transported without a manifest. 66262.20
	☐	V0304	Waste determination not made. 66262.11

TRAINING, CONTINGENCY PLAN & ER PROCEDURES

Viol #		VIOL	VIOLATION DESCRIPTION
	☐	V0401	Training records unavailable. 66265.16
	☐	V0402	Training program not adequate. 66265.16
	☐	V0403	Facility not designed to minimize release. 66265.31
	☐	V0404	Spill control equip not available. 66265.32
	☐	V0405	Aisle space is obstructed. 66265.35
	☐	V0406	Contingency plan not prepared and/or on file. 66265.51, 66265.53

HAZARDOUS WASTE TANK SYSTEMS

	☐	V1601	Hazwaste tanks w/o P.E. assessment. 66265.191a, 66265.192a
	☐	V1602	P.E. Assessment report not complete. 66265.191g, 66265.192k
	☐	V1603	Hazwste tank system: no secondary containment. 66265.193a
	☐	V1604	Secondary containment not kept empty. 66265.196(b)(c), 66265.194(c)
	☐	V1605	No daily tank inspection/inspect. log 66265.195 (b&c)
	☐	V1606	Improper or absent spill/overfill protection. 66265.194b
	☐	V1607	Improper corrosion protection. 66265.191, 66265.192
	☐	V1608	Integrity assessment not done for tanks without secondary containment system. 66265.191
	☐	V1609	Improper use of hazwaste tank system. 66265.196
	☐	V1610	No PE assessment report-repairs/changes. 66265.196g
	☐	V1611	Improper closure of haz waste tank unit. 67383.3, 66265.197

HAZARDOUS MATERIALS REQUIREMENTS

BUSINESS PLAN REQUIREMENTS

	☐	V1001	UPF permit not obtained for Haz. Materials. 68.905
	☐	V1002	Hazardous Materials Business Plan (HMBP) not established/implemented. 25503.5
	☐	V1003	HMBP not amended to reflect changes. 25505
	☐	V1004	HMBP not submitted to HMD. 25505
	☐	V1005	Emergency contacts not provided/current. 25509
	☐	V1006	Inventory is incomplete. 25504
	☐	V1007	Highly toxic gas (TLV≤10 ppm) not disclosed in chemical inventory. 68.1113
	☐	V1008	Annual carcinogen & reproductive toxin list not submitted to HMD. 68.1113
	☐	V1009	Site map is not sufficient. 25509
	☐	V1010	Failure to report a release/threatened release. 25507
	☐	V1011	Personnel training records not available. 19 CCR 2732
	☐	V1012	SPCC plan required but not prepared. 25270.5 (c)
	☐	V2504	Owner or operator (O/O) Stationary Source (SS) with >TPQ of a regulated substance (RS) did not comply with Chapter 4.5 (CalARP process). 2745.1
	☐	V2553	O/O of a new or modified SS with >TPQ of RS did Not submit RMP. 2735.4, 25535 (d)

SIGNATURE OF BUSINESS REPRESENTATIVE — DATE SIGNED: 4/6/2005 — TITLE OF BUSINESS REPRESENTATIVE

DEH:HM-923 (04/04) NCR

DISTRIBUTION: WHITE-RETURN TO HMD; YELLOW-BUSINESS RETAINS

PLSE SEND THE ATTACHED
DOCUMENT(S) TO FILE #.
105397
THANKS, M.OGLESBY

JENA ENGINEERING CORP.

GENERAL ENGINEERING CONTRACTOR

RECEIVED
2006 MAY 15 AM 8 23
D. E. H.
MAILROOM

May 11, 2006

To: County of San Diego
Department of Health Services
P.O. Box 129261
San Diego, CA 92112-9261

Attn: Sylvia Mosse/Robert Rapista

Site: City of Poway Operations Yard
14415 Lake Poway Road
Poway, CA 92064

Re: SB989 36-month Follow-up Testing

Attached is the documentation from 36-month SB989 follow-up testing performed at the site identified above. The entire secondary containment system was tested. Maintain a copy for your records. An original set of this documentation has been distributed to the operator of this facility.

If you have any questions regarding this documentation please contact me at (619) 697-2200.

Thank you,

Alan P. Westermeyer
Vice President - Jenal Engineering Corp.

APW:tk-051106
File: J-4373. DOHS memo re results

P.O. BOX 459 • LEMON GROVE, CA 91946 BUS. (619) 697-2200 FAX (619) 697-2400

COUNTY OF SAN DIEGO - UNDERGROUND STORAGE TANK SECONDARY CONTAINMENT TESTING REPORT FORM

This form is intended for use by contractors performing initial & periodic testing of UST secondary containment systems. Use the appropriate pages of this form to report results for all components tested. The completed form, written test procedures, and printouts from tests (if applicable), must be provided to the facility owner/operator for submittal to the County of San Diego Department of Environmental Health Hazardous Materials Division UST Group.

Establishment Number: ~~104469~~ 10597 **Plan Check Number:** RT 2282

1. FACILITY INFORMATION

Facility Name:	City of Poway Operations Yard		Date of Testing:	4/26/2006
Facility Address:	14415 Lake Poway Road Poway, CA 92064			**Test Type:**
Facility Contact:	Pat Ryan	Phone:	(858) 668-4745	☐ Initial
Date Local Agency Was Notified of Testing:		4/06/2006		☐ 6 month
Name of Local Agency Inspector *(if present during testing)*:		None		☒ 36 month

2. TESTING CONTRACTOR INFORMATION

Company Name:	Jenal Engineering Corporation		
Technician Conducting Test:	Keegan Slatten		
Credentials:	☒ CSLB Licensed Contractor	☐ SWRCB Licensed Tank Tester	
License Type:	A	License Number: 602806, Hazmat 4257	

Manufacturer Training

Manufacturer	Component(s)	Date Training Expires
INCON TS-STS	04104875 (Keegan Slatten)	10/29/2006
INCON TS-STS	04104876 (Craig Nowak)	10/29/2006

3. SUMMARY OF TEST RESULTS

Component	Pass	Fail	Not Tested	Repairs Made	Component	Pass	Fail	Not Tested	Repairs Made
(T-1) RUL – Annular	☒	☐	☐	☐	(T-1) RUL – Spill Overfill Box Fill	☒	☐	☐	☐
(T-2) Diesel – Annular	☒	☐	☐	☐	(T-1) RUL – Spill Overfill Box Vapor	☒	☐	☐	☐
(T-1) RUL – Secondary Piping	☒	☐	☐	☐	(T-2) Diesel – Spill Overfill Box Fill	☒	☐	☐	☐
(T-2) Diesel – Secondary Piping	☒	☐	☐	☐		☐	☐	☐	☐
(T-1) RUL – Vapor Secondary Piping	☒	☐	☐	☐		☐	☐	☐	☐
(T-1) RUL – Vent Secondary Piping	☒	☐	☐	☒		☐	☐	☐	☐
(T-2) Diesel – Vent Secondary Piping	☒	☐	☐	☐		☐	☐	☐	☐
(T-1) RUL – Piping Sump	☒	☐	☐	☐		☐	☐	☐	☐
(T-2) Diesel – Piping Sump	☒	☐	☐	☐		☐	☐	☐	☐
Dispenser #1/2	☒	☐	☐	☐		☐	☐	☐	☐
Dispenser #3/4	☒	☐	☐	☐		☐	☐	☐	☐
(T-1) RUL – Fill Sump	☒	☐	☐	☐		☐	☐	☐	☐
(T-2) Diesel – Fill Sump	☒	☐	☐	☐		☐	☐	☐	☐

If hydrostatic testing was performed, describe what was done with the water after completion of tests:

All rinse aid was drummed and left on site.

CERTIFICATION OF TECHNICIAN RESPONSIBLE FOR CONDUCTING THIS TESTING

To the best of my knowledge, the facts stated in this document are accurate and in full compliance with legal requirements

Technician's Signature: Keegan Slatten Date: May 8, 2006

4. TANK ANNULAR TESTING

Test Method Developed By:	☒ Tank Manufacturer ☒ Industry Standard ☐ Professional Engineer ☐ Other *(Specify)*			
Test Method Used:	☐ Pressure ☒ Vacuum ☐ Hydrostatic ☐ Other *(Specify)*			
Test Equipment Used: MARSH P0105 PNEUMATIC GAUGE			Equipment Resolution: +/- .05% F.S.	
	Tank #1 (Gas)	**Tank #2 (Diesel)**		
Is Tank Exempt From Testing?[1]	☐ Yes ☒ No	☐ Yes ☒ No	☐ Yes ☐ No	☐ Yes ☐ No
Tank Capacity:	**6,000 Gallons**	**4,000 Gallons**		
Tank Material:	**Steel**	**Steel**		
Tank Manufacturer:				
Product Stored:	**Gasoline**	**Gasoline**		
Wait time between applying pressure/vacuum/water and starting test:	**30 Minutes.**	**30 Minutes.**		
Test Start Time:	**9:00 am**	**9:00 am**		
Initial Reading (R_I):	**15" hg**	**15" hg**		
Test End Time:	**10:00 am**	**10:00 am**		
Final Reading (R_F):	**15" hg**	**15" hg**		
Test Duration:	**1 Hour**	**1 Hour**		
Change in Reading (R_F-R_I):	**0" hg vac**	**0" hg vac**		
Pass/Fail Threshold or Criteria:	**+/- 0.00**	**+/- 0.00**		
Test Result:	☒ **Pass** ☐ **Fail**	☒ **Pass** ☐ **Fail**		
Was sensor removed for testing?	☒ Yes ☐ No ☐ NA	☒ Yes ☐ No ☐ NA		
Was sensor properly replaced and verified functional after testing?	☒ Yes ☐ No ☐ NA	☒ Yes ☐ No ☐ NA		

Comments – *(include information on repairs made prior to testing, & recommended follow-up for failed tests)*

[1] Secondary containment systems where the continuous monitoring automatically monitors both the primary and secondary containment, such as systems that are hydrostatically monitored or under constant vacuum, are exempt from periodic containment testing. {California Code of Regulations, Title 23, Section 2637(a)(6)}

5. SECONDARY PIPE TESTING

Test Method Developed By:	☒ Piping Manufacturer	☐ Industry Standard	☐ Professional Engineer	☐ Other *(Specify)*
Test Method Used:	☒ Pressure	☐ Vacuum	☐ Hydrostatic	☐ Other *(Specify)*
Test Equipment Used: MARSH P0140 PNEUMATIC GAUGE			Equipment Resolution: +/- .05% F.S.	

	Piping Run #(T-1) RUL	Piping Run #(T-2) Dsl	RUL Vapor Line	RUL Vent Line
Piping Material:	Fiberglass	Fiberglass	Fiberglass	Fiberglass
Piping Manufacturer:	A. O. Smith	A. O. Smith	A. O. Smith	A. O. Smith
Piping Diameter:	3" over 2"	3" over 2"	4" over 3"	3" over 2"
Length of Piping Run:	28'	18'	28'	29'
Product Stored:	Gasoline	Diesel	N/A	N/A
Method and location of piping-run isolation:	At turbine & in dispenser	At turbine & in dispenser	At turbine & in dispenser	At turbine sump
Wait time between applying pressure/vacuum/water and starting test:	15 Minutes	15 Minutes	15 Minutes	15 Minutes
Test Start Time:	8:30 am	8:30 am	8:30 am	1:00 pm 5/8/2006
Initial Reading (R_I):	5.0 psi	5.0 psi	5.0 psi	5.0 psi
Test End Time:	9:30 am	9:30 am	9:30 am	2:00 pm 5/8/2006
Final Reading (R_F):	5.0 psi	5.0 psi	5.0 psi	5.0 psi
Test Duration:	1 Hour	1 Hour	1 Hour	1 Hour
Change in Reading (R_F-R_I):	0.00	0.00	0.00	0.00
Pass/Fail Threshold or Criteria:	+/-0.00	+/-0.00	+/-0.00	+/-0.00
Test Result:	☒ Pass ☐ Fail	☒ Pass ☐ Fail	☒ Pass ☐ Fail	☒ Pass ☐ Fail

Comments – *(include information on repairs made prior to testing, and recommended follow-up for failed tests)*

RUL (87) vent containment line did not pass initial testing on 4/26/2006. Returned to site on 5/8/2006 and traced problem to loose boot clamp. Tightened clamp and reran test. RUL (87) Vent Containment now passes.

5. SECONDARY PIPE TESTING

Test Method Developed By:	☒ Piping Manufacturer ☐ Industry Standard ☐ Professional Engineer ☐ Other *(Specify)*			
Test Method Used:	☒ Pressure ☐ Vacuum ☐ Hydrostatic ☐ Other *(Specify)*			
Test Equipment Used: MARSH P0140 PNEUMATIC GAUGE			Equipment Resolution: +/- .05% F.S.	
	Diesel Vent Line			
Piping Material:	**Fiberglass**			
Piping Manufacturer:	**A. O. Smith**			
Piping Diameter:	**3" over 2"**			
Length of Piping Run:	**19'**			
Product Stored:	**N/A**			
Method and location of piping-run isolation:	**At turbine sump**			
Wait time between applying pressure/vacuum/water and starting test:	**15 Minutes**			
Test Start Time:	**9:45 am**			
Initial Reading (R_I):	**5.0 psi**			
Test End Time:	**10:45 am**			
Final Reading (R_F):	**5.0 psi**			
Test Duration:	**1 Hour**			
Change in Reading (R_F-R_I):	**0.00**			
Pass/Fail Threshold or Criteria:	**+/-0.00**			
Test Result:	☒ **Pass** ☐ **Fail**			

Comments – *(include information on repairs made prior to testing, and recommended follow-up for failed tests)*

6. PIPING SUMP TESTING

Test Method Developed By:	☐ Sump Manufacturer ☒ Industry Standard ☐ Professional Engineer ☐ Other *(Specify)*			
Test Method Used:	☐ Pressure ☐ Vacuum ☒ Hydrostatic ☐ Other *(Specify)*			
Test Equipment Used: INCON TS-STS		Equipment Resolution: +/- .0001		
	Sump #1 – RUL	**Sump #2 – DSL**		
Sump Diameter:	**48"**	**48"**		
Sump Depth:	**29.25"**	**28"**		
Sump Material:	**Fiberglass**	**Fiberglass**		
Height from Tank Top to Top of Highest Piping Penetration:	**10.5"**	**10"**		
Height from Tank Top to Lowest Electrical Penetration:	**6"**	**2.5"**		
Condition of sump prior to testing:	**Fair**	**Fair**		
Portion of Sump Tested[2]	**Approx. 50 %**	**Approx. 50 %**		
Does turbine shut down when sump sensor detects liquid (both product and water)?*	☒ Yes ☐ No ☐ NA	☒ Yes ☐ No ☐ NA		
Turbine shutdown response time				
Is system programmed for fail-safe shutdown?*	☒ Yes ☐ No ☐ NA	☒ Yes ☐ No ☐ NA		
Was fail-safe verified to be operational?*	☒ Yes ☐ No ☐ NA	☒ Yes ☐ No ☐ NA		
Wait time between applying pressure/vacuum/water and starting test:	**30 Minutes**	**30 Minutes**		
Test Start Time:	**9:57am 10:13am**	**9:57am 10:13am**		
Initial Reading (R_I):	**3.7695 3.7695**	**4.2572 4.2570**		
Test End Time:	**10:12am 10:28am**	**10:12am 10:28am**		
Final Reading (R_F):	**3.7693 3.7692**	**4.2572 4.2569**		
Test Duration:	**15 minutes x 2**	**15 minutes x 2**		
Change in Reading (R_F-R_I):	**-.0002 -.0003**	**0.0000 -.0001**		
Pass/Fail Threshold or Criteria:	**+/- .0020**	**+/- .0020**		
Test Result:	☒ **Pass** ☐ **Fail**	☒ **Pass** ☐ **Fail**		
Was sensor removed for testing?	☒ Yes ☐ No ☐ NA	☒ Yes ☐ No ☐ NA		
Was sensor properly replaced and verified functional after testing?	☒ Yes ☐ No ☐ NA	☒ Yes ☐ No ☐ NA		

Comments – *(include information on repairs made prior to testing, and recommended follow-up for failed tests)*

[2] If the entire depth of the sump is not tested, specify how much was tested. If the answer to any of the questions indicated with an asterisk (*) is "NO" or "NA", the entire sump must be tested. (See SWRCB LG-160)

7. UNDER-DISPENSER CONTAINMENT (UDC) TESTING

Test Method Developed By:	☒ UDC Manufacturer ☒ Industry Standard ☐ Professional Engineer ☐ Other *(Specify)*			
Test Method Used:	☐ Pressure ☐ Vacuum ☒ Hydrostatic ☐ Other *(Specify)*			
Test Equipment Used: INCON TS-STS			Equipment Resolution: +/- .0001	
	UDC #1/2	**UDC #3/4**		
UDC Manufacturer:	**Bravo**	**Bravo**		
UDC Material:	**Fiberglass**	**Fiberglass**		
UDC Depth:	**29.25"**	**29.25"**		
Height from UDC Bottom to Top of Highest Piping Penetration:	**12.5"**	**12.5"**		
Height from UDC Bottom to Lowest Electrical Penetration:	**4"**	**4"**		
Condition of UDC prior to testing:	**Good**	**Good**		
Portion of UDC Tested[3]	**Approx. 80 %**	**Approx. 80 %**		
Does turbine shut down when UDC sensor detects liquid (both product and water)?*	☒ Yes ☐ No ☐ NA	☒ Yes ☐ No ☐ NA		
Turbine shutdown response time				
Is system programmed for fail-safe shutdown?*	☒ Yes ☐ No ☐ NA	☒ Yes ☐ No ☐ NA		
Was fail-safe verified to be operational?*	☒ Yes ☐ No ☐ NA	☒ Yes ☐ No ☐ NA		
Wait time between applying pressure/vacuum/water and starting test	**30 Minutes**	**30 Minutes**		
Test Start Time:	**8:37am** **8:53am**	**8:37am** **8:53am**		
Initial Reading (R_I):	**6.7077** **6.7067**	**8.1765** **8.1764**		
Test End Time:	**8:52am** **9:08am**	**8:52am** **9:08am**		
Final Reading (R_F):	**6.7077** **6.7064**	**8.1764** **8.1763**		
Test Duration:	**15 Minutes x 2**	**15 Minutes x 2**		
Change in Reading (R_F-R_I):	**0.0000** **-.0003**	**-.0001** **-.0001**		
Pass/Fail Threshold or Criteria:	+/- .0020	+/- .0020		
Test Result:	☒ **Pass** ☐ **Fail**	☒ **Pass** ☐ **Fail**		
Was sensor removed for testing?	☒ Yes ☐ No ☐ NA	☒ Yes ☐ No ☐ NA		
Was sensor properly replaced and verified functional after testing?	☒ Yes ☐ No ☐ NA	☒ Yes ☐ No ☐ NA		

Comments – *(include information on repairs made prior to testing, and recommended follow-up for failed tests)*

[3] If the entire depth of the UDC is not tested, specify how much was tested. If the answer to any of the questions indicated with an asterisk (*) is "NO" or "NA", the entire UDC must be tested. (See SWRCB LG-160)

8. FILL RISER CONTAINMENT SUMP TESTING

Facility is Not Equipped With Fill Riser Containment Sumps ☐				
Fill Riser Containment Sumps are Present, but were Not Tested ☐				
Test Method Developed By:	☐ Sump Manufacturer ☒ Industry Standard ☐ Professional Engineer ☐ Other *(Specify)*			
Test Method Used:	☐ Pressure ☐ Vacuum ☒ Hydrostatic ☐ Other *(Specify)*			
Test Equipment Used: INCON TS-STS			Equipment Resolution: +/- .0001	
	Sump #1 – RUL	**Sump #2 – DSL**		
Sump Diameter:	**48"**	**48"**		
Sump Depth:	**37"**	**36"**		
Height from Tank Top to Top of Highest Piping Penetration:	**N/A**	**N/A**		
Height from Tank Top to Lowest Electrical Penetration:	**4"**	**4"**		
Condition of sump prior to testing:	**Fair**	**Fair**		
Portion of Sump Tested	**Approx. 30 %**	**Approx. 30 %**		
Sump Material:	**Fiberglass**	**Fiberglass**		
Wait time between applying pressure/vacuum/water and starting test:	**30 minutes**	**30 minutes**		
Test Start Time:	**8:37am 8:53am**	**8:37am 8:53am**		
Initial Reading (R_I):	**1.4219 1.4218**	**3.5763 3.5763**		
Test End Time:	**8:52am 9:08am**	**8:52am 9:08am**		
Final Reading (R_F):	**1.4217 1.4218**	**3.5763 3.5761**		
Test Duration:	**15 Minutes x 2**	**15 Minutes x 2**		
Change in Reading (R_F-R_I):	**-.0002 0.0000**	**0.0000 -.0002**		
Pass/Fail Threshold or Criteria:	**+/- .0020**	**+/- .0020**		
Test Result:	☒ **Pass** ☐ **Fail**	☒ **Pass** ☐ **Fail**		
Is there a sensor in the sump?	☒ Yes ☐ No ☐ NA	☒ Yes ☐ No ☐ NA		
Does the sensor alarm when either product or water is detected?	☒ Yes ☐ No ☐ NA	☒ Yes ☐ No ☐ NA		
Was sensor removed for testing?	☒ Yes ☐ No ☐ NA	☐ Yes ☐ No ☐ NA		
Was sensor properly replaced and verified functional after testing?	☒ Yes ☐ No ☐ NA	☒ Yes ☐ No ☐ NA		

Comments – *(include information on repairs made prior to testing, and recommended follow-up for failed tests)*

9. SPILL/OVERFILL CONTAINMENT BOXES

Facility is Not Equipped With Spill/Overfill Containment Boxes ☐				
Spill/Overfill Containment Boxes are Present, but were Not Tested ☒				
Test Method Developed By:	☒ Spill Bucket Manufacturer ☒ Industry Standard ☐ Professional Engineer ☐ Other *(Specify)*			
Test Method Used:	☐ Pressure ☐ Vacuum ☒ Hydrostatic ☐ Other *(Specify)*			
Test Equipment Used: INCON TS-STS			Equipment Resolution: +/- .0001	

	T-1, RUL Fill		T-1, RUL Vapor		T-2, Diesel Fill		
Bucket Diameter:	12"		12"		12"		
Bucket Depth:	15.5"		15.5"		13.5"		
Wait time between applying pressure/vacuum/water and starting test:	30 minutes		30 minutes		30 minutes		
Test Start Time:	10:38am	10:54am	10:38am	10:54am	10:38am	10:54am	
Initial Reading (R_I):	3.3943	3.3945	3.1138	3.1094	1.3834	1.3828	
Test End Time:	10:53am	11:59am	10:53am	11:59am	10:53am	11:59am	
Final Reading (R_F):	3.3940	3.3955	3.1131	3.1089	1.3823	1.3839	
Test Duration:	15 minutes x 2		15 minutes x 2		15 minutes x 2		
Change in Reading (R_F-R_I):	-.0003	+.0010	-.0007	-.0005	-.0011	+.0011	
Pass/Fail Threshold or Criteria:	+/- .0020		+/- .0020		+/- .0020		
Test Result:	☒ **Pass** ☐ **Fail**		☒ **Pass** ☐ **Fail**		☒ **Pass** ☐ **Fail**		

Comments – *(include information on repairs made prior to testing, and recommended follow-up for failed tests)*

Send Completed Form to:
County of San Diego, Department of Environmental Health, Hazardous Materials Division
UST Group
P.O. Box 129261
San Diego CA 92112-9261

CITY OF POWAY
POWAY LAKE
1-800-984-6266

04/26/2006 8:52 AM

SUMP LEAK TEST REPORT

UDC 1-2

TEST STARTED	8:37 AM
TEST STARTED	04/26/2006
BEGIN LEVEL	6.7077 IN
END TIME	8:52 AM
END DATE	04/26/2006
END LEVEL	6.7077 IN
LEAK THRESHOLD	0.002 IN
TEST RESULT	PASSED

UDC 3-4

TEST STARTED	8:37 AM
TEST STARTED	04/26/2006
BEGIN LEVEL	8.1765 IN
END TIME	8:52 AM
END DATE	04/26/2006
END LEVEL	8.1764 IN
LEAK THRESHOLD	0.002 IN
TEST RESULT	PASSED

87 FS

TEST STARTED	8:37 AM
TEST STARTED	04/26/2006
BEGIN LEVEL	1.4219 IN
END TIME	8:52 AM
END DATE	04/26/2006
END LEVEL	1.4217 IN
LEAK THRESHOLD	0.002 IN
TEST RESULT	PASSED

DIE FS

TEST STARTED	8:37 AM
TEST STARTED	04/26/2006
BEGIN LEVEL	3.5763 IN
END TIME	8:52 AM
END DATE	04/26/2006
END LEVEL	3.5763 IN
LEAK THRESHOLD	0.002 IN
TEST RESULT	PASSED

CITY OF POWAY
POWAY LAKE
1-800-984-6266

04/26/2006 9:08 AM

SUMP LEAK TEST REPORT

UDC 1-2

TEST STARTED	8:53 AM
TEST STARTED	04/26/2006
BEGIN LEVEL	6.7067 IN
END TIME	9:08 AM
END DATE	04/26/2006
END LEVEL	6.7064 IN
LEAK THRESHOLD	0.002 IN
TEST RESULT	PASSED

UDC 3-4

TEST STARTED	8:53 AM
TEST STARTED	04/26/2006
BEGIN LEVEL	8.1764 IN
END TIME	9:08 AM
END DATE	04/26/2006
END LEVEL	8.1763 IN
LEAK THRESHOLD	0.002 IN
TEST RESULT	PASSED

87 FS

TEST STARTED	8:53 AM
TEST STARTED	04/26/2006
BEGIN LEVEL	1.4218 IN
END TIME	9:08 AM
END DATE	04/26/2006
END LEVEL	1.4218 IN
LEAK THRESHOLD	0.002 IN
TEST RESULT	PASSED

DIE FS

TEST STARTED	8:53 AM
TEST STARTED	04/26/2006
BEGIN LEVEL	3.5763 IN
END TIME	9:08 AM
END DATE	04/26/2006
END LEVEL	3.5761 IN
LEAK THRESHOLD	0.002 IN
TEST RESULT	PASSED

CITY OF POWAY
POWAY LAKE
1-800-984-6266

04/26/2006 10:13 AM

SUMP LEAK TEST REPORT

DIE STP

TEST STARTED	9:57 AM
TEST STARTED	04/26/2006
BEGIN LEVEL	4.2572 IN
END TIME	10:12 AM
END DATE	04/26/2006
END LEVEL	4.2572 IN
LEAK THRESHOLD	0.002 IN
TEST RESULT	PASSED

87 STP

TEST STARTED	9:57 AM
TEST STARTED	04/26/2006
BEGIN LEVEL	3.7695 IN
END TIME	10:12 AM
END DATE	04/26/2006
END LEVEL	3.7693 IN
LEAK THRESHOLD	0.002 IN
TEST RESULT	PASSED

CITY OF POWAY
POWAY LAKE
1-800-984-6266

04/26/2006 10:53 AM

SUMP LEAK TEST REPORT

87 FB

TEST STARTED	10:38 AM
TEST STARTED	04/26/2006
BEGIN LEVEL	3.3943 IN
END TIME	10:53 AM
END DATE	04/26/2006
END LEVEL	3.3940 IN
LEAK THRESHOLD	0.002 IN
TEST RESULT	PASSED

DIE FB

TEST STARTED	10:38 AM
TEST STARTED	04/26/2006
BEGIN LEVEL	1.3834 IN
END TIME	10:53 AM
END DATE	04/26/2006
END LEVEL	1.3823 IN
LEAK THRESHOLD	0.002 IN
TEST RESULT	PASSED

87 UB

TEST STARTED	10:38 AM
TEST STARTED	04/26/2006
BEGIN LEVEL	3.1138 IN
END TIME	10:53 AM
END DATE	04/26/2006
END LEVEL	3.1131 IN
LEAK THRESHOLD	0.002 IN
TEST RESULT	PASSED

CITY OF POWAY
POWAY LAKE
1-800-984-6266

04/26/2006 11:09 AM

SUMP LEAK TEST REPORT

87 FB

TEST STARTED	10:54 AM
TEST STARTED	04/26/2006
BEGIN LEVEL	3.3945 IN
END TIME	11:09 AM
END DATE	04/26/2006
END LEVEL	3.3955 IN
LEAK THRESHOLD	0.002 IN
TEST RESULT	PASSED

DIE FB

TEST STARTED	10:54 AM
TEST STARTED	04/26/2006
BEGIN LEVEL	1.3828 IN
END TIME	11:09 AM
END DATE	04/26/2006
END LEVEL	1.3839 IN
LEAK THRESHOLD	0.002 IN
TEST RESULT	PASSED

87 UB

TEST STARTED	10:54 AM
TEST STARTED	04/26/2006
BEGIN LEVEL	3.1094 IN
END TIME	11:09 AM
END DATE	04/26/2006
END LEVEL	3.1089 IN
LEAK THRESHOLD	0.002 IN
TEST RESULT	PASSED

CITY OF POWAY
POWAY LAKE
1-800-984-6266

04/26/2006 10:29 AM

SUMP LEAK TEST REPORT

DIE STP

TEST STARTED	10:13 AM
TEST STARTED	04/26/2006
BEGIN LEVEL	4.2570 IN
END TIME	10:28 AM
END DATE	04/26/2006
END LEVEL	4.2569 IN
LEAK THRESHOLD	0.002 IN
TEST RESULT	PASSED

87 STP

TEST STARTED	10:13 AM
TEST STARTED	04/26/2006
BEGIN LEVEL	3.7693 IN
END TIME	10:28 AM
END DATE	04/26/2006
END LEVEL	3.7692 IN
LEAK THRESHOLD	0.002 IN
TEST RESULT	PASSED

Calscience Environmental Laboratories, Inc.

PLSE SEND THE ATTACHED DOCUMENT(S) TO FILE #.
105397
THANKS, M.OGLESBY

May 01, 2006

Vanessa Dutton
Advanced Chemical Transport
12310 World Trade Drive
San Diego, CA 92128-3793

Subject: **Calscience Work Order No.:** **06-04-1379**
Client Reference: **Poway / SD-12846**

Dear Client:

Enclosed is an analytical report for the above-referenced project. The samples included in this report were received 4/24/2006 and analyzed in accordance with the attached chain-of-custody.

Unless otherwise noted, all analytical testing was accomplished in accordance with the guidelines established in our Quality Systems Manual, applicable standard operating procedures, and other related documentation. The original report of any subcontracted analysis is provided herein, and follows the standard Calscience data package. The results in this analytical report are limited to the samples tested and any reproduction thereof must be made in its entirety.

If you have any questions regarding this report, please do not hesitate to contact the undersigned.

Sincerely,

Calscience Environmental
Laboratories, Inc.
Robert Stearns
Project Manager

Calscience Environmental Laboratories, Inc.

Analytical Report

Advanced Chemical Transport		Date Received:	04/24/06
12310 World Trade Drive		Work Order No:	06-04-1379
San Diego, CA 92128-3793		Preparation:	EPA 3050B / EPA 7471A Total
		Method:	EPA 6010B / EPA 7471A
		Units:	mg/kg

Project: Poway / SD-12846

Client Sample Number	Lab Sample Number	Date Collected	Matrix	Date Prepared	Date Analyzed	QC Batch ID
COP-601	06-04-1379-1	04/20/06	Solid	04/25/06	04/26/06	060425L02

Comment(s): -Mercury was analyzed on 4/25/2006 2:13:25 PM with batch 060425L01

Parameter	Result	RL	DF	Qual	Parameter	Result	RL	DF	Qual
Antimony	2.35	0.75	1		Mercury	ND	0.0835	1	
Arsenic	1.86	0.75	1		Molybdenum	0.457	0.250	1	
Barium	129	0.500	1		Nickel	10.6	0.2	1	
Beryllium	ND	0.250	1		Selenium	ND	0.750	1	
Cadmium	0.734	0.500	1		Silver	ND	0.250	1	
Chromium	10.4	0.2	1		Thallium	ND	0.750	1	
Cobalt	8.68	0.25	1		Vanadium	23.8	0.2	1	
Copper	45.8	0.5	1		Zinc	158	1	1	
Lead	15.0	0.5	1						

Method Blank	099-04-007-3,671	N/A	Solid	04/25/06	04/25/06	060425L01

Parameter	Result	RL	DF	Qual
Mercury	ND	0.0835	1	

Method Blank	097-01-002-7,540	N/A	Solid	04/25/06	04/27/06	060425L02

Parameter	Result	RL	DF	Qual	Parameter	Result	RL	DF	Qual
Antimony	ND	0.750	1		Molybdenum	ND	0.250	1	
Arsenic	ND	0.750	1		Nickel	ND	0.250	1	
Barium	ND	0.500	1		Selenium	ND	0.750	1	
Beryllium	ND	0.250	1		Silver	ND	0.250	1	
Cadmium	ND	0.500	1		Thallium	ND	0.750	1	
Chromium	ND	0.250	1		Vanadium	ND	0.250	1	
Cobalt	ND	0.250	1		Zinc	ND	1.00	1	
Copper	ND	0.500	1		Lead	ND	0.500	1	

RL - Reporting Limit , DF - Dilution Factor , Qual - Qualifiers

Calscience Environmental Laboratories, Inc.

Analytical Report

Advanced Chemical Transport	Date Received:	04/24/06
12310 World Trade Drive	Work Order No:	06-04-1379
San Diego, CA 92128-3793	Preparation:	EPA 3550B
	Method:	DHS LUFT

Project: Poway / SD-12846 — Page 1 of 1

Client Sample Number	Lab Sample Number	Date Collected	Matrix	Date Prepared	Date Analyzed	QC Batch ID
COP-601	**06-04-1379-1**	**04/20/06**	**Solid**	**04/25/06**	**04/25/06**	**060425B07**

Parameter	Result	RL	DF	Qual	Units
TPH as Diesel	3800	25	5		mg/kg

Surrogates:	REC (%)	Control Limits	Qual
Decachlorobiphenyl	112	61-145	

Method Blank	098-03-002-5,392	N/A	Solid	04/25/06	04/25/06	060425B07

Parameter	Result	RL	DF	Qual	Units
TPH as Diesel	ND	5.0	1		mg/kg

Surrogates:	REC (%)	Control Limits	Qual
Decachlorobiphenyl	110	61-145	

RL - Reporting Limit . DF - Dilution Factor . Qual - Qualifiers

Calscience Environmental Laboratories, Inc.

Analytical Report

Advanced Chemical Transport	Date Received:	04/24/06
12310 World Trade Drive	Work Order No:	06-04-1379
San Diego, CA 92128-3793	Preparation:	EPA 5030B
	Method:	DHS LUFT

Project: Poway / SD-12846 — Page 1 of 1

Client Sample Number	Lab Sample Number	Date Collected	Matrix	Date Prepared	Date Analyzed	QC Batch ID
COP-601	06-04-1379-1	04/20/06	Solid	04/25/06	04/25/06	060425B02

Comment(s): -The sample chromatographic pattern for TPH does not match the chromatographic pattern of the specified standard. Quantitation of the unknown hydrocarbon(s) in the sample was based upon the specified standard.

Parameter	Result	RL	DF	Qual	Units
TPH as Gasoline	170	13	25		mg/kg

Surrogates:	REC (%)	Control Limits	Qual
1,4-Bromofluorobenzene - FID	89	42-126	

Method Blank	098-01-002-4,691	N/A	Solid	04/25/06	04/25/06	060425B02

Parameter	Result	RL	DF	Qual	Units
TPH as Gasoline	ND	5.0	10		mg/kg

Surrogates:	REC (%)	Control Limits	Qual
1,4-Bromofluorobenzene - FID	88	42-126	

RL - Reporting Limit, DF - Dilution Factor, Qual - Qualifiers

Calscience Environmental Laboratories, Inc.

Quality Control - Spike/Spike Duplicate

ACCREDITED IN ACCORDANCE WITH NELAC

Advanced Chemical Transport	Date Received:	04/24/06
12310 World Trade Drive	Work Order No:	06-04-1379
San Diego, CA 92128-3793	Preparation:	EPA 3050B
	Method:	EPA 6010B

Project Poway / SD-12846

Quality Control Sample ID	Matrix	Instrument	Date Prepared	Date Analyzed	MS/MSD Batch Number
06-04-1368-1	Solid	ICP 3300	04/25/06	04/26/06	060425S02

Parameter	MS %REC	MSD %REC	%REC CL	RPD	RPD CL	Qualifiers
Antimony	71	75	50-115	6	0-20	
Arsenic	95	101	75-125	5	0-20	
Barium	4X	4X	75-125	4X	0-20	Q
Beryllium	95	100	75-125	5	0-20	
Cadmium	94	98	75-125	4	0-20	
Chromium	106	109	75-125	2	0-20	
Cobalt	100	104	75-125	4	0-20	
Copper	4X	4X	75-125	4X	0-20	Q
Lead	98	102	75-125	3	0-20	
Molybdenum	95	107	75-125	8	0-20	
Nickel	105	107	75-125	1	0-20	
Selenium	93	98	75-125	5	0-20	
Silver	103	98	75-125	4	0-20	
Thallium	91	95	75-125	5	0-20	
Vanadium	119	144	75-125	5	0-20	3
Zinc	4X	4X	75-125	4X	0-20	Q

RPD - Relative Percent Difference , CL - Control Limit

Calscience Environmental Laboratories, Inc.

Quality Control - Spike/Spike Duplicate

Advanced Chemical Transport	Date Received:	04/24/06
12310 World Trade Drive	Work Order No:	06-04-1379
San Diego, CA 92128-3793	Preparation:	EPA 3550B
	Method:	DHS LUFT

Project Poway / SD-12846

Quality Control Sample ID	Matrix	Instrument	Date Prepared	Date Analyzed	MS/MSD Batch Number
06-04-1418-1	Solid	GC 15	04/25/06	04/26/06	060425S07

Parameter	MS %REC	MSD %REC	%REC CL	RPD	RPD CL	Qualifiers
TPH as Diesel	106	104	64-130	2	0-15	

RPD - Relative Percent Difference , CL - Control Limit

Calscience Environmental Laboratories, Inc.

Quality Control - Spike/Spike Duplicate

ACCREDITED IN ACCORDANCE WITH nelac

Advanced Chemical Transport	Date Received:	04/24/06
12310 World Trade Drive	Work Order No:	06-04-1379
San Diego, CA 92128-3793	Preparation:	EPA 7471A Total
	Method:	EPA 7471A

Project Poway / SD-12846

Quality Control Sample ID	Matrix	Instrument	Date Prepared	Date Analyzed	MS/MSD Batch Number
06-04-1368-1	Solid	Mercury	04/25/06	04/25/06	060425S01

Parameter	MS %REC	MSD %REC	%REC CL	RPD	RPD CL	Qualifiers
Mercury	106	106	76-136	0	0-16	

RPD - Relative Percent Difference . CL - Control Limit

Calscience Environmental Laboratories, Inc.

Quality Control - Laboratory Control Sample

Advanced Chemical Transport		Date Received:	N/A
12310 World Trade Drive		Work Order No:	06-04-1379
San Diego, CA 92128-3793		Preparation:	EPA 3050B
		Method:	EPA 6010B

Project: Poway / SD-12846

Quality Control Sample ID	Matrix	Instrument	Date Analyzed	Lab File ID	LCS Batch Number
097-01-002-7,540	Solid	ICP 3300	04/28/06	060425-I-02	060425L02

Parameter	Conc Added	Conc Recovered	LCS %Rec	%Rec CL	Qualifiers
Antimony	25.0	25.7	103	80-120	
Arsenic	25.0	25.3	101	80-120	
Barium	25.0	27.4	110	80-120	
Beryllium	25.0	24.9	100	80-120	
Cadmium	25.0	26.5	106	80-120	
Chromium	25.0	26.0	104	80-120	
Cobalt	25.0	27.2	109	80-120	
Copper	25.0	24.8	99	80-120	
Lead	25.0	26.4	106	80-120	
Molybdenum	25.0	26.9	108	80-120	
Nickel	25.0	26.9	107	80-120	
Selenium	25.0	24.3	97	80-120	
Silver	12.5	13.0	104	80-120	
Thallium	25.0	25.6	102	80-120	
Vanadium	25.0	25.1	100	80-120	
Zinc	25.0	27.3	109	80-120	

RPD - Relative Percent Difference , CL - Control Limit

Calscience Environmental Laboratories, Inc.

Quality Control - LCS/LCS Duplicate

Advanced Chemical Transport		Date Received:	N/A
12310 World Trade Drive		Work Order No:	06-04-1379
San Diego, CA 92128-3793		Preparation:	EPA 3550B
		Method:	DHS LUFT

Project: Poway / SD-12846

Quality Control Sample ID	Matrix	Instrument	Date Prepared	Date Analyzed	LCS/LCSD Batch Number
098-03-002-5,392	Solid	GC 15	04/25/06	04/25/06	060425B07

Parameter	LCS %REC	LCSD %REC	%REC CL	RPD	RPD CL	Qualifiers
TPH as Diesel	106	106	75-123	0	0-12	

RPD - Relative Percent Difference , CL - Control Limit

Calscience Environmental Laboratories, Inc.

Quality Control - LCS/LCS Duplicate

Advanced Chemical Transport		Date Received:	N/A
12310 World Trade Drive		Work Order No:	06-04-1379
San Diego, CA 92128-3793		Preparation:	EPA 5030B
		Method:	DHS LUFT

Project: Poway / SD-12846

Quality Control Sample ID	Matrix	Instrument	Date Prepared	Date Analyzed	LCS/LCSD Batch Number
098-01-002-4,691	Solid	GC 1	04/25/06	04/25/06	060425B02

Parameter	LCS %REC	LCSD %REC	%REC CL	RPD	RPD CL	Qualifiers
TPH as Gasoline	100	102	70-124	2	0-18	

RPD - Relative Percent Difference , CL - Control Limit

Calscience Environmental Laboratories, Inc.

Quality Control - Laboratory Control Sample

Advanced Chemical Transport		Date Received:	N/A
12310 World Trade Drive		Work Order No:	06-04-1379
San Diego, CA 92128-3793		Preparation:	EPA 7471A Total
		Method:	EPA 7471A

Project: Poway / SD-12846

Quality Control Sample ID	Matrix	Instrument	Date Analyzed	Lab File ID	LCS Batch Number
099-04-007-3,871	Solid	Mercury	04/25/06	060425-I-01.icp	060425L01

Parameter	Conc Added	Conc Recovered	LCS %Rec	%Rec CL	Qualifiers
Mercury	0.835	0.850	102	82-124	

RPD - Relative Percent Difference , CL - Control Limit

Calscience Environmental Laboratories, Inc.

Glossary of Terms and Qualifiers

Work Order Number: 06-04-1379

Qualifier	Definition
*	See applicable analysis comment.
1	Surrogate compound recovery was out of control due to a required sample dilution, therefore, the sample data was reported without further clarification.
2	Surrogate compound recovery was out of control due to matrix interference. The associated method blank surrogate spike compound was in control and, therefore, the sample data was reported without further clarification.
3	Recovery of the Matrix Spike or Matrix Spike Duplicate compound was out of control due to matrix interference. The associated LCS and/or LCSD was in control and, therefore, the sample data was reported without further clarification.
4	The MS/MSD RPD was out of control due to matrix interference. The LCS/LCSD RPD was in control and, therefore, the sample data was reported without further clarification.
5	The PDS/PDSD associated with this batch of samples was out of control due to a matrix interference effect. The associated batch LCS/LCSD was in control and, hence, the associated sample data was reported with no further corrective action required.
A	Result is the average of all dilutions, as defined by the method.
B	Analyte was present in the associated method blank.
C	Analyte presence was not confirmed on primary column.
E	Concentration exceeds the calibration range.
H	Sample received and/or analyzed past the recommended holding time.
J	Analyte was detected at a concentration below the reporting limit and above the laboratory method detection limit. Reported value is estimated.
N	Nontarget Analyte.
ND	Parameter not detected at the indicated reporting limit.
Q	Spike recovery and RPD control limits do not apply resulting from the parameter concentration in the sample exceeding the spike concentration by a factor of four or greater.
U	Undetected at the laboratory method detection limit.
X	% Recovery and/or RPD out-of-range.
Z	Analyte presence was not confirmed by second column or GC/MS analysis.

CALSCIENCE ENVIRONMENTAL LABORATORIES, INC.
7440 LINCOLN WAY
GARDEN GROVE, CA 92841-1427
TEL: (714) 895-5494 • FAX: (714) 894-7501

CHAIN OF CUSTODY RECORD

Date 4/20/06

Page 1 of 1

LABORATORY CLIENT: Advanced Chemical Transport Inc.
ADDRESS: 12310 World Trade Drive #111
CITY: San Diego STATE: CA ZIP: 92128
TEL: (858)673-3444 FAX: (858) 675-6954 E-MAIL: vdutton@advancedchemical.net

CLIENT PROJECT NAME / NUMBER: Poway / SD-12846
PROJECT CONTACT: Vanessa Dutton
SAMPLER(S): (SIGNATURE)
COELT LOG CODE
P.O. NO.:
LAB USE ONLY 04-1379
COOLER RECEIPT TEMP = °C

TURNAROUND TIME:
☐ SAME DAY ☐ 24 HR ☐ 48 HR ☐ 72 HR ☒ 5 DAYS ☐ 10 DAYS

SPECIAL REQUIREMENTS (ADDITIONAL COSTS MAY APPLY)
☐ RWQCB REPORTING FORMS ☐ COELT EDF ☐

SPECIAL INSTRUCTIONS:
Run analysis on sludge.

REQUESTED ANALYSES

LAB USE ONLY	SAMPLE ID	FIELD POINT NAME (FOR COELT EDF)	SAMPLING DATE	SAMPLING TIME	MATRIX	NO. OF CONT.	TPH(G)	TPH(D) or	BTEX/ MTBE (8260B) or	OXYGENATES (8260B)	VOCs (8260B)	5035 ENCORE PREP	SVOCs (8270C)	PEST (8081A)	PCBs (8082)	CAC, T22 METALS (6010B) / 747	PNAs (8310) or (8270C)	VOCs (TO-14A) or (TO-15)	TPH(G) (TO-3M)	TTLC (Ac Hydr)				
1	COP-601	Fleet Wash Basin	4/20/06	10:20am		1	X	X												X				
	COP-602	"	4/20/06	10:21am		1		X																
	COP-603	"	4/20/06	10:22am		1														X				

Relinquished by: (Signature)	Received by: (Signature)	Date: 4/20/06	Time: 10:25am
Relinquished by: (Signature)	Received by: (Signature)	Date: 4/24/06	Time: 12:39
Relinquished by: (Signature) (CEL)	Received for Laboratory by: (Signature)	Date: 4/24/06	Time: 13:42

DISTRIBUTION: White with final report, Green to file, Yellow to Client.
Please note that pages ~~1 and 2 of 2~~ of our T/Cs are printed on the reverse side of the ~~Green and Yellow~~ copies respectively.

CEL 04/24/06

10/20/04 Revision

1640

D&Q Graphic 714-898-9702

Calscience Environmental Laboratories, Inc.

WORK ORDER #: 06 - 04 - 1379

Cooler 1 of 1

SAMPLE RECEIPT FORM

CLIENT: ACT DATE: 4/24/06

TEMPERATURE – SAMPLES RECEIVED BY:

CALSCIENCE COURIER:

- _____ Chilled, cooler with temperature blank provided.
- _____ Chilled, cooler without temperature blank.
- _____ Chilled and placed in cooler with wet ice.
- ✓ Ambient and placed in cooler with wet ice.
- _____ Ambient temperature.

3.1 °C Temperature blank.

LABORATORY (Other than Calscience Courier):

- _____ °C Temperature blank.
- _____ °C IR thermometer.
- _____ Ambient temperature.

Initial: LM

CUSTODY SEAL INTACT:

Sample(s): _____ Cooler: _____ No (Not Intact): _____ Not Applicable (N/A): ✓

Initial: LM

SAMPLE CONDITION:

	Yes	No	N/A
Chain-Of-Custody document(s) received with samples	✓		
Sample container label(s) consistent with custody papers	✓		
Sample container(s) intact and good condition	✓		
Correct containers for analyses requested	✓		
Proper preservation noted on sample label(s)			✓
VOA vial(s) free of headspace.			✓
Tedlar bag(s) free of condensation			✓

Initial: LM

COMMENTS:

ENTERED MAY 15 2006

COUNTY OF SAN DIEGO

COMPLIANCE INSPECTION REPORT

PAGE 1 OF 3 DATE 3/22/06
PERMIT # 450-105397
TIME START 9:30 END 2:00
BUS. CODE K24
SPECIALIST Waara
INSPECTION CONTACT/TITLE Fred Cambell / Shop Asst.
PHONE: (858) 679-5445

BUSINESS NAME City of Poway
ADDRESS 14415 Lake Poway Rd.
CITY/ZIP Poway 92064

On the above date, an inspection of your business/facility was conducted in order to determine compliance with the California Health and Safety Code (HSC) Chapters 6.5, 6.7, 6.95; Titles 19, 22 and 23 of the California Code of Regulations (CCR); and the San Diego County Code (SDCC). The following remarks are intended to provide guidance to correct the violations noted on the attached violation report.

NOTE: Reinspection fees will be charged if additional inspections are required to determine compliance.

Y	N/A		Y	N/A	
☒	☐	Unified Program Facility Permit current and available			Permit Expires on: 2/28/07
☒	☐	Hazardous Materials Business Plan available	☒	☐	Contingency Plan available
☒	☐	Employee Training is adequate	☒	☐	Employee Training records available
☒	☐	Waste disposal records available for review	☒	☐	Waste containers kept closed
☒	☐	Emergency contacts current ☐ Updated today	☒	☐	Waste containers kept labeled
☒	☐	Chemical inventory current ☒ Updated today	☒	☐	Waste containers in good condition

Routine Inspection

RECEIVED APR 03 2006

no violations noted this day

Remarks
- Below grade UST inspection conducted.
- JK Kearney & Fred Cambell present
- All sensors and probes initiated alarms with positive shutdown
- Line Leak ~~det~~ detection at 3 GPH test passed
- Spill bucket test passed
- UST records reviewed - all available
- Site inspection also conducted - no violations noted this day
- UST Contractor - Kevin Criswell ICC No. 525789 - UT expires 4/5/07, Veeder Root # 006-05-0436 expires 12/1/06
- By 4/22/06 submit a waste determination for clarifier sludge. Use knowledge of process or analytical samples to make determination.

☒ This is an annual certification that the Hazardous Materials Business Plan (inventory, emergency contacts, emergency response plan, and employee training plan) is current and includes all the information required in the H&SC and is maintained at the site where hazardous materials are stored.

Initials of Business Representative

Fred Cambell — Signature of Business Representative
3/22/2006 — Date Signed
Shop Assistant — Title of Business Representative

Department of Environmental Health, Hazardous Materials Division, P.O. Box 129261, San Diego, CA 92112-9261
Phone: (619) 338-2222 Fax: (619) 338-2137 1-800-253-9933 http://www.sdcounty.ca.gov/deh/hmd/index.html

COUNTY OF SAN DIEGO

COMPLIANCE INSPECTION REPORT

PERMIT#: 105397

DATE: 3/22/06

BUSINESS ADDRESS: 14415 Lake Poway Rd Poway ZIP: 92064

VIOLATION REPORT: The items checked below refer to specific section numbers of Title 23 of the California Code of Regulations (CCR), Chapters 6.7, of the Health & Safety Code (HSC) & the County Code of Regulatory Ordinances (SDCC). The following code sections checked are in violation (V) with the Underground Storage Tank laws and regulations. All violations must be corrected. Submit documentation of return to compliance to your Specialist. You may use the Corrective Action Form to document your return to compliance. Your Specialist can provide these forms. Please call (619) 338-2222 or your Specialist if you have any questions.

GENERAL UNDERGROUND STORAGE TANK (UST) REQUIREMENTS

VIOLATION DESCRIPTION				VIOLATION DESCRIPTION			
Viol # NOV	UST SYSTEM RECORDS	VIOL	V	Viol # NOV	FILE RECORDS	VIOL	V
	Current UPF permit not obtained/not available. 25284; 68.905, 68.1003, 68.1005 ✓	3101			Secondary containment testing not done at 6/36 months and/or not sent to CUPA within 30 days. 25284.1; 2637(a)&(e) ✓	3114	
	Current Operating Permit not available at facility. 25284(a), 25286(a); 2712 (i); 68.1003 ✓	3102			Secondary containment testing not completed (passed) for all components &/or repairs to secondary containment components not completed. 25284.1, 25291(a)(2); 2637 ✓	3115	
	All permit operating conditions not met. 25284; 2712 ✓	3158					
	UST repair/modify/closure permit not obtained 68.1004, 68.1005, 68.1009.5 ✓	3103			All releases not recorded and/or reported. 25294, 25295; 2650, 2651, 2652 ✓	3151	
	CUPA UST form(s) A &/or B not available/completed/ submitted to HMD. 25286(a); 2711 ✓	3104			All maintenance/monitoring/calibration/ repair records not available. 25293; 2712 (b) ✓	3152	
	Current evidence of financial responsibility not available. 25292.2(a), 25299.33; 2809 ✓	3105			Monitoring Certification not submitted to CUPA within 30 days of inspection. 2638(d) ✓	3161	
	Owner/operator agreement not available/ completed/submitted to HMD. 25284(a)(3); 2620(b) ✓	3106			Enhanced leak detection not performed as required. 25292.4; 2640(e) ✓	3154	
	Monitoring procedures not available/completed/ submitted to HMD.2632(b)& (d), 2634(d), 2641(h), 2711(a)(9) ✓	3107			Contractor &/or technician not trained & certified as required. 25284.1(a)(5)(D); 2715 ✓	3162	
	Emergency Response Plan is not available/complete. 25289(b); 2632(b), 2634(e), 2641(h) ✓	3108			Contractor did not have required license, i.e., Class A, C-10, C34, C36 and/or C61. 25284.1(a)(5)(D); 2715 ✓	3163	
	Scaled Plot plan showing tank, piping & equipment location not available/complete/submitted to HMD. 2711(a)(8), 2632(d)(1)(C) ✓	3109			Monitoring system disabled or tampered with and/or monitoring records falsified. 25299(f) ✓	3157	
	Annual certification for ATG and/or sensors not completed. 2641(j), 2638 ✓	3110			All monitoring equipment not installed, calibrated, operated, and/or maintained per manufacturer's instructions. 2638(a), 2641(j) ✓	3164	
	Annual certification for continuous monitoring system not completed. 25284.1(a)(4)(C); 2630(d), 2638 ✓	3116			UST system repair(s) not completed properly. 25292.1(c); 2660 (a)(k)(l)(m) ✓	3160	
	Designated Operator (DO) Notification/Change form not submitted &/or DO not ICC certified. 2715 (a)(b) ✓	3191			Designated Operator monthly inspection not conducted, incomplete or DO inspection reports not onsite.2715 (c)(d)(e) ✓	3192	

UST SYSTEM INSPECTION

Requirements applicable for both, single & double walled systems

		TANK #		T002	T003		
		PRODUCT		Reg	DSL		
#	VIOLATION DESCRIPTION	NOV	VIOL	V	V	V	V
	Monitor in alarm at beginning of inspection. Alarm not investigated, recorded or reported. 2632 (c)(2)(B), 2650(e)(3)&(4), 2630(d) ✓		3251				
	All audible and/or visual alarms not functioning properly. 2632(c)(2)(B), 2636(f)(1) ✓		3252				
	Sticker/tag not affixed to monitoring equipment at certification. 2638(f) ✓		3270				
	UST system does not have an approved overfill protection system. 2635(b)(2) ✓		3254				
	Spill container is not in good condition and/or liquid free. 2635 (b)(1), 2636(a)(1) ✓		3255				
	Fill box drain not functional and backup system is not available. 2635(b)(1)(C) ✓		3256				
	Secondary containment system components not liquid free. 2631(d)(4) ✓		3257				
	Sensors not placed adequately and/or at low point in sumps. 25291(a)(7)(C), 25299; 2641(a) ✓		3258				
	Dispenser containment currently required and not present. 25284.1(a)(5); 2636(g) ✓		3259				
	Dispenser containment not adequately monitored. 2636(f)(1) or (f)(5)(A) ✓		3267				
	Dispenser containment not maintained free of liquid. 2631(d)(4) ✓		3261				
	Secondary containment piping obstructed preventing drainage to sump. 2632 ✓		3262				
	Monitoring system components &/or devices are not all functional. 2630, 2641(j), 2632 ✓		3263				
	Spill containment not tested annually. 25284.2 ✓		3264				
	UST system not operated to prevent spills and/or overfills. 25292.1 (a) ✓		3265				
	UST system not product tight (for tank installs on or after 7/1/03). 25290.1(c), 25290.2 (c) ✓		3268				
	UST system not continuously monitored using Vacuum/Pressure/Hydrostatic (VPH) system (for tank installs on or after 7/1/04). 25290.1 (d)&(e) ✓		3269				
	CATHODIC PROTECTION			NA	NA		
	System not checked as required by tester (at 6 months/3yrs). 2635(a)(2)(A)		3301				
	Impressed-current system not checked every 60 days. 2635(a)(2)(A)		3302				
	Corrosion protection not adequate. 25292.1(b); 2635(a)(2), 2662(c)		3303				
	CLOSURE REQUIREMENTS						
	Temporary closure requirements not completed. 25298, 2671		3322				
	Unused tank not properly closed/Permanent closure requirements not met. 25298, 2672		3324				

Signature of Business Representative

3/22/2006
Date Signed

Shop Assistant
Title of Business Representative

COUNTY OF SAN DIEGO

COMPLIANCE INSPECTION REPORT

PERMIT #: 105397

DATE: 3/22/06

PAGE: 3 OF 3

BUSINESS ADDRESS: 14415 Lake Poway Rd Poway ZIP: 92064

UST SYSTEM INSPECTION

Requirements for Double Walled Systems

#	VIOLATION DESCRIPTION		NOV	VIOL	TANK #	T002	T003		
					PRODUCT	Reg	DSL		
PIPING MONITORING: PRESSURIZED SYSTEMS-Includes Under Dispenser Containment (UDC)					V	V	V	V	
	Continuous audible & visual alarm not functioning or does not stop flow at dispenser 2636(f)(1)			3410					
	Line leak detector not installed, not functional, or not tested 2636(f)(2),25284 1(a)(4)(C),2641(j)			3411					
	OPTION 1	No annual 0 1 gph (gallon per hour) test 2636(f)(4)		3412					
	OPTION 2	No pump shut-down or stop of flow at dispenser for UDC leak 2636(f)(5)		3413					
		No pump shut down & fail safe for other pipe secondary containment 2636(f)(5)		3414					
	OPTION 3	**Emergency Generators without LLDs:** Monitoring system not checked daily or log (record) of daily checks not available 2636(f)(6)		3415					
	OPTION 4	Vapor or pressure monitoring system not functioning 25290 1 (d&e)		3416					
PIPING MONITORING: SUCTION SYSTEMS									
	Continuous audible & visual alarm not functioning or does not stop flow at dispenser. 2636(f)(1)			3451					

Requirements for Single Walled Systems

TANK MONITORING REQUIREMENTS					N/A	N/A		
	OPTION 1	Monthly 0 2 gph tank gauging test not performed 2643(b)(1)		3501				
	OPTION 2	Monthly Statistical Inventory Reconciliation (SIR) not performed 25292(b)(1); 2643(b)(3)		3502				
		Stick not in good condition or without 1/8" increments 2645, 2646		3503				
		Dispenser meters not calibrated. 2646.1		3504				
		SIR not capable of detecting 0.2 gph release 2643(b)(3)		3505				
		Did not notify HMD of a possible release within 10 days. 2646.2(d)		3510				
		Biennial 0.1 gph tank integrity testing not performed 2643(b)(3), 2643 1		3506				
		Annual SIR report not submitted. 2646.1(j)		3507				
	OPTION 3	Weekly manual tank gauging not performed (UST capacity ≤1000 gallons). 2645		3508				
		Annual integrity test not performed. (UST capacity 1000 gallons or less) 2645		3509				
PIPING REQUIREMENTS: SINGLE WALLED PRESSURIZED-OPTIONS 1, 2, 3, & 4								
	Line leak detector (LLD) not certified annually 25284.1(a)(4)(C); 2641(j)			3551				
	LLD does not shut down pump with release and detector failure/disconnection. 2666(c)			3552				
	OPTION 1	Hourly line leak detector monitoring not performed 25284 1(a)(4) (C), 2643(c)(1)		3553				
		Monthly electronic line leak detection not performed 2643(c)(2)		3554				
	OPTION 2	Hourly line leak detector monitoring not performed. 25284 1(a)(4) (c); 2643(c)(1)		3561				
		Annual electronic line leak detector monitoring not performed. 2643(c)(3)		3562				
	OPTION 3	Hourly line leak detector monitoring not performed. 25284 1(a)(4)(C); 2643(c)(1)		3563				
		Annual piping integrity test not performed 2643(c)(3)		3564				
	OPTION 4	Hourly electronic line leak detector could not detect 3 gph leak 2643(c)(1)		3565				
		Line leak detector could not detect 0 1 gph at 150% pressure 2643(c)(3)		3566				
PIPING REQUIREMENTS: SINGLE WALLED CONVENTIONAL SUCTION PIPING								
	Piping integrity test not performed every 3 years 2643(d)			3601				
	Daily monitoring not performed and/or logged 2643(d), Appendix II			3602				
PIPING REQUIREMENTS: SINGLE WALLED SAFE SUCTION PIPING								
	More than one check valve or single valve not located properly 2641(b), 2636(a)(3)			3651				
	Contents do not drain back to tank if suction is released 2641(b), 2636(a)(3)			3652				
PIPING REQUIREMENTS: SINGLE WALLED GRAVITY PIPING								
	Piping integrity test not performed every 2 years. 2643(e)			3701				
	Enhanced leak detection not performed as required. 25292.4(a)			3702				

Signature of Business Representative | 3 22 2006 Date Signed | Shop Assistant Title of Business Representative

DEH:HM-928-1 (Revised 06/05) NCR

DISTRIBUTION: WHITE-RETURN TO HMD, YELLOW-BUSINESS RETAINS

MONITORING SYSTEM CERTIFICATION

For Use By All Jurisdictions Within the State of California

Authority Cited: Chapter 6.7, Health and Safety Code; Chapter 16, Division 3, Title 23, California Code of Regulations

This form must be used to document testing and servicing of monitoring equipment. A separate certification or report must be prepared for each monitoring system control panel by the technician who performs the work. A copy of this form must be provided to the tank system owner/operator. The owner/operator must submit a copy of this form to the local agency regulating UST systems within 30 days of test date.

A. General Information

Facility Name: City of Poway Bldg. No.:

Site Address: 14415 Lake Poway Rd City: Poway Zip: 92064

Facility Contact Person: Pat Ryan Contact Phone No.: (858) 668 4745

Make/Model of Monitoring System: Veeder Root TLS 350 Date of Testing/Servicing: 3/22/06

B. Inventory of Equipment Tested/Certified

Check the appropriate boxes to indicate specific equipment inspected/serviced:

Tank ID: Unleaded	Tank ID:
☒ In-Tank Gauging Probe. Model: 847390-107	☐ In-Tank Gauging Probe. Model:
☒ Annular Space or Vault Sensor. Model: 794390-420	☐ Annular Space or Vault Sensor. Model:
☒ Piping Sump / Trench Sensor(s). Model: 794 380-208	☐ Piping Sump / Trench Sensor(s). Model:
☒ Fill Sump Sensor(s). Model: 794 380-208	☐ Fill Sump Sensor(s). Model:
☒ Mechanical Line Leak Detector. Model: EXLD	☐ Mechanical Line Leak Detector. Model:
☐ Electronic Line Leak Detector. Model:	☐ Electronic Line Leak Detector. Model:
☒ Tank Overfill / High-Level Sensor. Model: 847390-107	☐ Tank Overfill / High-Level Sensor. Model:
☐ Other (specify equipment type and model in Section E on Page 2).	☐ Other (specify equipment type and model in Section E on Page 2).
Tank ID: Diesel	Tank ID:
☒ In-Tank Gauging Probe. Model: 847390-107	☐ In-Tank Gauging Probe. Model:
☒ Annular Space or Vault Sensor. Model: 794390-420	☐ Annular Space or Vault Sensor. Model:
☒ Piping Sump / Trench Sensor(s). Model: 794 380-208	☐ Piping Sump / Trench Sensor(s). Model:
☒ Fill Sump Sensor(s). Model: 794 380-208	☐ Fill Sump Sensor(s). Model:
☒ Mechanical Line Leak Detector. Model: EXLDV	☐ Mechanical Line Leak Detector. Model:
☐ Electronic Line Leak Detector. Model:	☐ Electronic Line Leak Detector. Model:
☒ Tank Overfill / High-Level Sensor. Model: 847390-102	☐ Tank Overfill / High-Level Sensor. Model:
☐ Other (specify equipment type and model in Section E on Page 2).	☐ Other (specify equipment type and model in Section E on Page 2).
Dispenser ID: 1 & 2	Dispenser ID:
☒ Dispenser Containment Sensor(s). Model: 794380-208	☐ Dispenser Containment Sensor(s). Model:
☒ Shear Valve(s).	☐ Shear Valve(s).
☐ Dispenser Containment Float(s) and Chain(s).	☐ Dispenser Containment Float(s) and Chain(s).
Dispenser ID: 3 & 4	Dispenser ID:
☒ Dispenser Containment Sensor(s). Model: 794 380-208	☐ Dispenser Containment Sensor(s). Model:
☒ Shear Valve(s).	☐ Shear Valve(s).
☐ Dispenser Containment Float(s) and Chain(s).	☐ Dispenser Containment Float(s) and Chain(s).
Dispenser ID:	Dispenser ID:
☐ Dispenser Containment Sensor(s). Model:	☐ Dispenser Containment Sensor(s). Model:
☐ Shear Valve(s).	☐ Shear Valve(s).
☐ Dispenser Containment Float(s) and Chain(s).	☐ Dispenser Containment Float(s) and Chain(s).

*If the facility contains more tanks or dispensers, copy this form. Include information for every tank and dispenser at the facility.

C. Certification

I certify that the equipment identified in this document was inspected/serviced in accordance with the manufacturers' guidelines. Attached to this Certification is information (e.g. manufacturers' checklists) necessary to verify that this information is correct and a Plot Plan showing the layout of monitoring equipment. For any equipment capable of generating such reports, I have also attached a copy of the report; *(check all that apply)*: ☒ System set-up ☒ Alarm history report

Technician Name (print): KEVIN H. CRISWELL Signature:

Certification No.: 006-05-0436 Exp. 12/1/06 License No.: 308710 / 02837 / 525 7809 UT

Testing Company Name: J.F. KEAVENY INC. Phone No.: (619) 688-2134

Shop Address: 5465 GAINES ST. #101, SAN DIEGO, CA 92110 Date of Testing/Servicing: 3/22/06

D. Results of Testing/Servicing

Software Version Installed: 122.00

Complete the following checklist:

☒ Yes	☐ No*	Is the audible alarm operational?
☒ Yes	☐ No*	Is the visual alarm operational?
☒ Yes	☐ No*	Were all sensors visually inspected, functionally tested, and confirmed operational?
☒ Yes	☐ No*	Were all sensors installed at lowest point of secondary containment and positioned so that other equipment will not interfere with their proper operation?
☐ Yes	☐ No* ☒ N/A	If alarms are relayed to a remote monitoring station, is all communications equipment (e.g. modem) operational?
☒ Yes	☐ No* ☐ N/A	For pressurized piping systems, does the turbine automatically shut down if the piping secondary containment monitoring system detects a leak, fails to operate, or is electrically disconnected? If yes: which sensors initiate positive shut-down? *(Check all that apply)* ☒ Sump/Trench Sensors; ☒ Dispenser Containment Sensors. Did you confirm positive shut-down due to leaks and sensor failure/disconnection? ☒ Yes; ☐ No.
☒ Yes	☐ No* ☐ N/A	For tank systems that utilize the monitoring system as the primary tank overfill warning device (i.e. no mechanical overfill prevention valve is installed), is the overfill warning alarm visible and audible at the tank fill point(s) and operating properly? If so, at what percent of tank capacity does the alarm trigger? 90 %
☐ Yes*	☒ No	Was any monitoring equipment replaced? If yes, identify specific sensors, probes, or other equipment replaced and list the manufacturer name and model for all replacement parts in Section E. below.
☐ Yes*	☒ No	Was liquid found inside any secondary containment systems designed as dry systems? *(Check all that apply)* ☐ Product; ☐ Water. If yes, describe causes in Section E. below.
☒ Yes	☐ No*	Was monitoring system set-up reviewed to ensure proper settings? Attach set up reports, if applicable
☒ Yes	☐ No*	Is all monitoring equipment operational per manufacturer's specifications?

*** In Section E below, describe how and when these deficiencies were or will be corrected.**

E. Comments:

F. In-Tank Gauging / SIR Equipment:

☒ Check this box if tank gauging is used only for inventory control.
☐ Check this box if no tank gauging or SIR equipment is installed.

This section must be completed if in-tank gauging equipment is used to perform leak detection monitoring.

Complete the following checklist:

☒ Yes	☐ No*	Has all input wiring been inspected for proper entry and termination, including testing for ground faults?
☒ Yes	☐ No*	Were all tank gauging probes visually inspected for damage and residue buildup?
☒ Yes	☐ No*	Was accuracy of system product level readings tested?
☒ Yes	☐ No*	Was accuracy of system water level readings tested?
☒ Yes	☐ No*	Were all probes reinstalled properly?
☒ Yes	☐ No*	Were all items on the equipment manufacturer's maintenance checklist completed?

*** In the Section H, below, describe how and when these deficiencies were or will be corrected.**

G. Line Leak Detectors (LLD):

☐ Check this box if LLDs are not installed.

Complete the following checklist:

☒ Yes	☐ No* ☐ N/A	For equipment start-up or annual equipment certification, was a leak simulated to verify LLD performance? *(Check all that apply)* Simulated leak rate: ☒ 3 g.p.h.; ☐ 0.1 g.p.h ; ☐ 0.2 g.p.h.
☒ Yes	☐ No*	Were all LLDs confirmed operational and accurate within regulatory requirements?
☒ Yes	☐ No*	Was the testing apparatus properly calibrated?
☒ Yes	☐ No* ☐ N/A	For mechanical LLDs, does the LLD restrict product flow if it detects a leak?
☐ Yes	☐ No* ☒ N/A	For electronic LLDs, does the turbine automatically shut off if the LLD detects a leak?
☐ Yes	☐ No* ☒ N/A	For electronic LLDs, does the turbine automatically shut off if any portion of the monitoring system is disabled or disconnected?
☐ Yes	☐ No* ☒ N/A	For electronic LLDs, does the turbine automatically shut off if any portion of the monitoring system malfunctions or fails a test?
☐ Yes	☐ No* ☒ N/A	For electronic LLDs, have all accessible wiring connections been visually inspected?
☒ Yes	☐ No*	Were all items on the equipment manufacturer's maintenance checklist completed?

*** In the Section H, below, describe how and when these deficiencies were or will be corrected.**

H. Comments: See Attached LLD Test Results

Monitoring System Certification

UST Monitoring Site Plan

Site Address: 14415 Lake Poway Rd Poway CA 92064

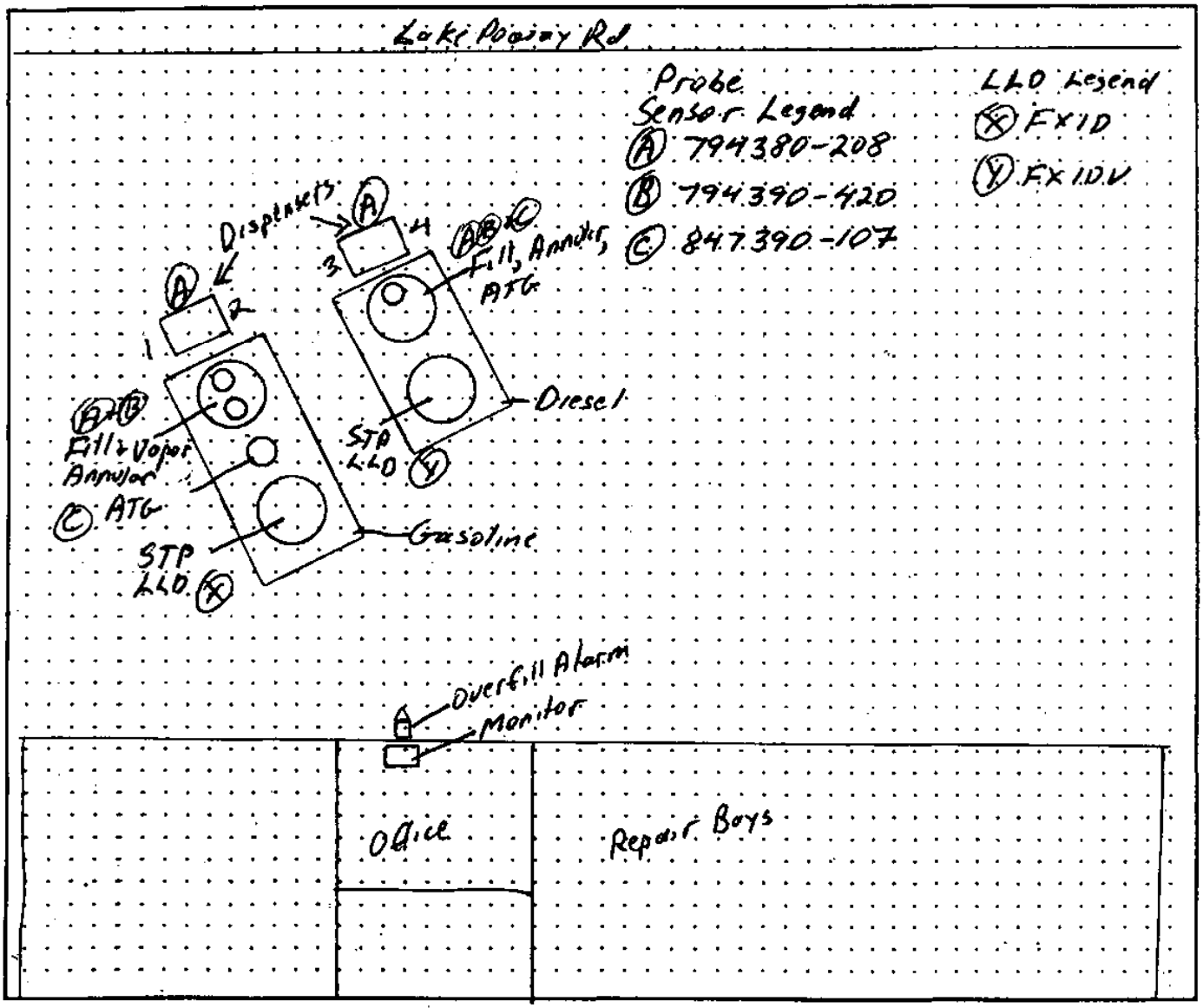

Date map was drawn: 3/22/06

Instructions

If you already have a diagram that shows all required information, you may include it, rather than this page, with your Monitoring System Certification. On your site plan, show the general layout of tanks and piping. Clearly identify locations of the following equipment, if installed: monitoring system control panels; sensors monitoring tank annular spaces, sumps, dispenser pans, spill containers, or other secondary containment areas; mechanical or electronic line leak detectors; and in-tank liquid level probes (if used for leak detection). In the space provided, note the date this Site Plan was prepared.

MONITOR CERTIFICATION TEST RESULTS

DATE: 3/22/06 TOTAL # OF SENSOR'S: 9 WORK ORDER #: 60978

SITE NAME: City of Poway MONITOR BRAND: Veeder Root TLS 350

SITE ADDRESS: 14415 Lake Poway Rd MODEL/FORM#: 0848290-022

CITY/STATE/ZIP: Poway, CA 92064 SERIAL NUMBER: C031061712050004

#	SENSOR LOCATION: (I.E.: ANNULAR SPACE, STP SUMP)	SENSOR TYPE: (I.E. TRISTATE, FLOAT, DISCRIMINATING, ETC.)	SENSOR MANUFACTURER/ MODEL NUMBER:	ALARMED WHEN TESTED YES/NO
1.	Gasoline STP Sump	Tristate Single Float	794380-208	yes
2.	Gasoline ATG Sump	Tristate Single Float	794380-208	yes
3.	Gasoline Fill Sump	Tristate Single Float	794380-208	yes
4.	Gasoline Annular	Tristate Single Float	794390-420	yes
5.	Dispenser 1&2	Tristate Single Float	794380-208	yes
6.	Diesel STP Sump	Tristate Single Float	794380-208	yes
7.	Diesel Fill Sump	Tristate Single Float	794380-208	yes
8.	Diesel Annular	Tristate Single Float	794390-420	yes
9.	Dispenser 3&4	Tristate Single Float	794380-208	yes
10.				
11.				
12.				
13.				
14.				
15.				
16.				
17.				
18.				
19.				
20.				
21.				
22.				
23.				
24.				

County of San Diego

DEPARTMENT OF ENVIRONMENTAL HEALTH-HAZARDOUS MATERIALS DIVISION
P.O. BOX 129261, SAN DIEGO, CA 92112-9261
(619) 338-2222 FAX (619) 338-2377; 1-800-253-9933

UST SECONDARY CONTAINMENT TESTING CERTIFICATION

This form is intended for use by contractors performing initial & periodic testing of UST secondary containment systems. Use the appropriate pages of this form to report results for all components tested. The completed form, written test procedures, and printouts from tests (if applicable), must be provided to the facility owner/operator for submittal to the County of San Diego Department of Environmental Health Hazardous Materials Division UST Group.

Permit Number: _____ **Plan Check Number:** _____

1. FACILITY INFORMATION

Facility Name: City of Poway	Date of Testing: 3/22/06	
Facility Address: 14415 Lake Poway Rd		Test Type:
Facility Contact: Pat Ryan	Phone: (858) 668 4745	☐ Initial
Date Local Agency Was Notified of Testing: 3/7/06		☒ 6 months
Name of Local Agency Inspector *(if present during testing)*: Keith Waara		☐ 36 months.

2. TESTING CONTRACTOR INFORMATION

Company Name: JE Keavery Inc
Technician Conducting Test: Kevin H Criswell
Credentials: ☒ CSLB Licensed Contractor ☐ SWRCB Licensed Tank Tester
License Type: General C-10 Service Station Specialty License Number: 308710

Manufacturer Training

Manufacturer	Component(s)	Date Training Expires
Veeder Root	Tank Monitor + Accessories	12/1/06

3. SUMMARY OF TEST RESULTS

Component	Pass	Fail	Not Tested	Repairs Made	Component	Pass	Fail	Not Tested	Repairs Made
Diesel Fill Spill Bucket	☒	☐	☐	☐		☐	☐	☐	☐
Gasoline Fill Spill Bucket	☒	☐	☐	☐		☐	☐	☐	☐
	☐	☐	☐	☐		☐	☐	☐	☐
	☐	☐	☐	☐		☐	☐	☐	☐
	☐	☐	☐	☐		☐	☐	☐	☐
	☐	☐	☐	☐		☐	☐	☐	☐
	☐	☐	☐	☐		☐	☐	☐	☐
	☐	☐	☐	☐		☐	☐	☐	☐
	☐	☐	☐	☐		☐	☐	☐	☐
	☐	☐	☐	☐		☐	☐	☐	☐
	☐	☐	☐	☐		☐	☐	☐	☐
	☐	☐	☐	☐		☐	☐	☐	☐
	☐	☐	☐	☐		☐	☐	☐	☐

If hydrostatic testing was performed, describe what was done with the water after completion of tests:
Placed in 5 gal Bucket + Labeled Haz waste

CERTIFICATION OF TECHNICIAN RESPONSIBLE FOR CONDUCTING THIS TESTING

To the best of my knowledge, the facts stated in this document are accurate and in full compliance with legal requirements

Technician's Signature: KH Criswell Date: 3/22/06

9. SPILL/OVERFILL CONTAINMENT BOXES

Facility is Not Equipped With Spill/Overfill Containment Boxes ☐				
Spill/Overfill Containment Boxes are Present, but were Not Tested ☐				
Test Method Developed By:	☐ Spill Bucket Manufacturer	☒ Industry Standard	☐ Professional Engineer	☐ Other *(Specify)*
Test Method Used:	☐ Pressure	☐ Vacuum	☒ Hydrostatic	☐ Other *(Specify)*
Test Equipment Used:		Equipment Resolution:		

	Spill Box # 1	Spill Box # 2	Spill Box #	Spill Box #
Bucket Diameter:	11"	11"		
Bucket Depth:	18	16		
Wait time between applying pressure/vacuum/water and starting test:	10 min	10 min		
Test Start Time:	0930	0930		
Initial Reading (R_i):	6¾"	6¾"		
Test End Time:	1035	1035		
Final Reading (R_f):	6¾"	6¾"		
Test Duration:	1 hr	1 hr		
Change in Reading ($R_f - R_i$):	0	0		
Pass/Fail Threshold or Criteria:	No Change = Pass	any change = Fail		
Test Result:	☒ Pass ☐ Fail	☒ Pass ☐ Fail	☐ Pass ☐ Fail	☐ Pass ☐ Fail

Comments – *(include information on repairs made prior to testing, and recommended follow-up for failed tests)*

Send Completed Form to:
County of San Diego, Department of Environmental Health, Hazardous Materials Division
UST Group
P.O. Box 129261
San Diego CA 92112-9261

VAPORLESS MANUFACTURING, INC.

LDT-890 Leak Detector Test Record

Contractor: JF Keavery Inc
Customer: City of Poway
Date: 3/22/06
Location: 14415 Lake Poway Rd
Product: Gasoline
Technician: Kevin H Goswell

Submersible Pump Identification

Manufacturer: Red Jacket
Model No.: P75U1 YQS2
Serial Number: 4463

Leak Detector Identification

Manufacturer: FXIV
Description: Red Jacket
Diaphragm-type ____
Piston-type X
Other Style Leak Detector: ____

Tamper-proof seal installed? Yes NA No ____

Leak Detector in Submersible Pump

Test at Dispenser

1. Operating Pump Pressure 28 psi (Purging Test System)
2. Gallons per hour rate 3.0 (Leak Test (Phase 1)
3. Line pressure with pump shut off 27 psi (Leak Test Phase 1)
4. Bleedback Test with pump off 70 ml (Bleed-back Test)
5. Step-through time to full flow 1.69 seconds (Step-through Time)
6. Leak detector stays in leak search position. (Leak Test Phase 2) Yes X No ____

LEAK DETECTOR TEST

Note: Pass = Leak detector stays in slow-flow during GPH test
Fail = Leak detector steps through to allow full pump pressure during GPH test

Pass X

Fail ____

Form 890C (September 1 - 2001)

*Complete thermal expansion test before failing leak detector.

2001 Vaporless Manufacturing, Inc., Prescott Valley, AZ

VAPORLESS MANUFACTURING, INC.

LDT-890 Leak Detector Test Record

Contractor: JF Keveney Inc
Customer: City of Poway
Date: 3/22/05
Location: 14415 Lake Poway Rd
Product: Diesel
Technician: Kevin H Criswell

Submersible Pump Identification

Manufacturer	Model No.	Serial Number
Red Jacket	P75U1 YQS2	4464

Leak Detector Identification

Manufacturer: FXIDV
Red Jacket
Description: Diaphragm-type ____ Piston-type X
Other Style Leak Detector: ____

Tamper-proof seal installed? Yes NA No ____

Leak Detector in Submersible Pump

Test at Dispenser

1. Operating Pump Pressure 30 psi (Purging Test System)
2. Gallons per hour rate 3.0 (Leak Test (Phase 1)
3. Line pressure with pump shut off 25 psi (Leak Test Phase 1)
4. Bleedback Test with pump off 65 ml (Bleed-back Test)
5. Step-through time to full flow 1.66 seconds (Step-through Time)
6. Leak detector stays in leak search position. (Leak Test Phase 2) Yes X No ____

LEAK DETECTOR TEST

Note: Pass = Leak detector stays in slow-flow during GPH test
Fail = Leak detector steps through to allow full pump pressure during GPH test

Pass X

Fail ____

Form 890C (September 1 - 2001)

*Complete thermal expansion test before failing leak detector.

2001 Vaporless Manufacturing, Inc., Prescott Valley, AZ

SYSTEM SETUP

MAR 22, 2006 9:38 AM

SYSTEM UNITS
U.S.
SYSTEM LANGUAGE
ENGLISH
SYSTEM DATE/TIME FORMAT
MON DD YYYY HH:MM:SS xM

CITY OF POWAY
14415 LAKE POWAY RD
POWAY, CA, 92064
C0310617I205004

SHIFT TIME 1 : 6:00 AM
SHIFT TIME 2 : DISABLED
SHIFT TIME 3 : DISABLED
SHIFT TIME 4 : DISABLED

TANK PER TST NEEDED WRN
DISABLED
TANK ANN TST NEEDED WRN
DISABLED

LINE RE-ENABLE METHOD
PASS LINE TEST

LINE PER TST NEEDED WRN
DISABLED
LINE ANN TST NEEDED WRN
DISABLED

PRINT TC VOLUMES
ENABLED

TEMP COMPENSATION
VALUE (DEG F): 60.0
STICK HEIGHT OFFSET
DISABLED
DAYLIGHT SAVING TIME
ENABLED
START DATE
APR WEEK 1 SUN
START TIME
2:00 AM
END DATE
OCT WEEK 6 SUN
END TIME
2:00 AM

LEAK TEST METHOD

TEST ON DATE : ALL TANK
JAN 1, 1996
START TIME : DISABLED
TEST RATE :0.20 GAL/HR
DURATION : 2 HOURS

TST EARLY STOP:DISABLED

LEAK TEST REPORT FORMAT
NORMAL

LIQUID SENSOR SETUP

L 1:87 TURBINE SUMP
TRI-STATE (SINGLE FLOAT)
CATEGORY : STP SUMP

L 2:87 ATG SUMP
TRI-STATE (SINGLE FLOAT)
CATEGORY : MONITOR WELL

L 3:87 FILL SUMP
TRI-STATE (SINGLE FLOAT)
CATEGORY : PIPING SUMP

L 4:87 ANNULAR
TRI-STATE (SINGLE FLOAT)
CATEGORY : ANNULAR SPACE

L 5:DISPENSER 1-2
TRI-STATE (SINGLE FLOAT)
CATEGORY : DISPENSER PAN

L 6:DIESEL TURBINE SUMP
TRI-STATE (SINGLE FLOAT)
CATEGORY : STP SUMP

L 7:DIESEL FILL SUMP
TRI-STATE (SINGLE FLOAT)
CATEGORY : PIPING SUMP

L 8:DIESEL ANNULAR
TRI-STATE (SINGLE FLOAT)
CATEGORY : ANNULAR SPACE

L 9:DISPENSER 3-4
TRI-STATE (SINGLE FLOAT)
CATEGORY : DISPENSER PAN

OUTPUT RELAY SETUP

R 1:UNLEADED SHUTDOWN
TYPE:
STANDARD
NORMALLY CLOSED

IN-TANK ALARMS
T 1:HIGH WATER ALARM
T 1:LOW PRODUCT ALARM

LIQUID SENSOR ALMS
L 1:FUEL ALARM
L 2:FUEL ALARM
L 3:FUEL ALARM
L 4:FUEL ALARM
L 5:FUEL ALARM
L 1:SENSOR OUT ALARM
L 2:SENSOR OUT ALARM
L 3:SENSOR OUT ALARM
L 4:SENSOR OUT ALARM
L 5:SENSOR OUT ALARM

R 2:DIESEL SHUTDOWN
TYPE:
STANDARD
NORMALLY CLOSED

IN-TANK ALARMS
T 2:HIGH WATER ALARM
T 2:LOW PRODUCT ALARM

LIQUID SENSOR ALMS
L 6:FUEL ALARM
L 7:FUEL ALARM
L 8:FUEL ALARM
L 9:FUEL ALARM
L 6:SENSOR OUT ALARM
L 7:SENSOR OUT ALARM
L 8:SENSOR OUT ALARM
L 9:SENSOR OUT ALARM

R 3:OVERFILL
TYPE:
STANDARD
NORMALLY OPEN

IN-TANK ALARMS
ALL:OVERFILL ALARM
ALL:HIGH PRODUCT ALARM
ALL:MAX PRODUCT ALARM

RECONCILIATION SETUP

AUTOMATIC DAILY CLOSING
TIME: 2:00 AM

PERIODIC RECONCILIATION
MODE: MONTHLY

TEMP COMPENSATION
STANDARD

BUS SLOT FUEL METER TANK

TANK MAP EMPTY

ALARM HISTORY REPORT

----- SENSOR ALARM -----
L 7:DIESEL FILL SUMP
PIPING SUMP
FUEL ALARM
APR 6, 2005 10:17 AM

FUEL ALARM
MAR 29, 2004 10:23 AM

FUEL ALARM
FEB 5, 2003 3:41 PM

* * * * * END * * * * *

ALARM HISTORY REPORT

----- SENSOR ALARM -----
L 8:DIESEL ANNULAR
ANNULAR SPACE
FUEL ALARM
APR 6, 2005 10:20 AM

FUEL ALARM
APR 6, 2005 10:18 AM

FUEL ALARM
MAR 29, 2004 10:27 AM

* * * * * END * * * * *

ALARM HISTORY REPORT

----- SENSOR ALARM -----
L 9:DISPENSER 3-4
DISPENSER PAN
FUEL ALARM
APR 6, 2005 10:25 AM

FUEL ALARM
MAR 29, 2004 10:25 AM

FUEL ALARM
FEB 5, 2003 3:42 PM

ALARM HISTORY REPORT

---- IN-TANK ALARM -----

T 1:UNLEADED

HIGH WATER ALARM
FEB 5. 2003 3:25 PM

OVERFILL ALARM
APR 6. 2005 10:36 AM
SEP 17. 2004 12:53 PM
MAR 29. 2004 11:05 AM

HIGH PRODUCT ALARM
JAN 28. 2003 2:20 PM

PROBE OUT
APR 6. 2005 10:37 AM
APR 6. 2005 10:34 AM
MAR 29. 2004 11:06 AM

HIGH WATER WARNING
FEB 5. 2003 3:25 PM
JAN 28. 2003 2:25 PM

DELIVERY NEEDED
MAR 29. 2004 11:03 AM
AUG 5. 2003 12:44 PM
FEB 5. 2003 3:22 PM

MAX PRODUCT ALARM
JAN 28. 2003 2:20 PM

LOW TEMP WARNING
NOV 25. 2003 8:48 AM

ALARM HISTORY REPORT

---- IN-TANK ALARM -----

T 2:DIESEL

OVERFILL ALARM
APR 6. 2005 10:31 AM
JAN 12. 2005 8:19 AM
JUL 12. 2004 4:28 PM

LOW PRODUCT ALARM
FEB 5. 2003 3:22 PM

HIGH PRODUCT ALARM
JAN 28. 2003 2:15 PM

INVALID FUEL LEVEL
FEB 5. 2003 3:22 PM

PROBE OUT
APR 6. 2005 10:32 AM
APR 6. 2005 10:29 AM
MAR 29. 2004 10:41 AM

DELIVERY NEEDED
MAR 29. 2004 10:35 AM
FEB 5. 2003 3:22 PM
JAN 28. 2003 2:16 PM

LOW TEMP WARNING
MAR 29. 2004 10:42 AM

ALARM HISTORY REPORT

----- SENSOR ALARM -----
L 1:87 TURBINE SUMP
STP SUMP
SENSOR OUT ALARM
DEC 9. 2005 10:20 AM

SENSOR OUT ALARM
DEC 9. 2005 10:08 AM

FUEL ALARM
DEC 9. 2005 10:08 AM

* * * * * END * * * * *

ALARM HISTORY REPORT

----- SENSOR ALARM -----
L 2:87 ATG SUMP
MONITOR WELL
FUEL ALARM
APR 6. 2005 10:08 AM

FUEL ALARM
APR 6. 2005 10:08 AM

FUEL ALARM
MAR 29. 2004 10:47 AM

* * * * * END * * * * *

ALARM HISTORY REPORT

----- SENSOR ALARM -----
L 3:87 FILL SUMP
PIPING SUMP
FUEL ALARM
APR 6. 2005 10:09 AM

FUEL ALARM
MAR 29. 2004 10:48 AM

FUEL ALARM
FEB 5. 2003 3:37 PM

----- SENSOR ALARM -----
L 4:87 ANNULAR
ANNULAR SPACE
FUEL ALARM
APR 6. 2005 10:12 AM

FUEL ALARM
MAR 29. 2004 10:52 AM

FUEL ALARM
MAR 29. 2004 10:51 AM

* * * * * END * * * * *

ALARM HISTORY REPORT

----- SENSOR ALARM -----
L 5:DISPENSER 1-2
DISPENSER PAN
FUEL ALARM
APR 6. 2005 10:23 AM

FUEL ALARM
MAR 29. 2004 10:56 AM

FUEL ALARM
FEB 5. 2003 3:39 PM

* * * * * END * * * * *

ALARM HISTORY REPORT

----- SENSOR ALARM -----
L 6:DIESEL TURBINE SUMP
STP SUMP
FUEL ALARM
APR 6. 2005 10:16 AM

FUEL ALARM
MAR 29. 2004 10:22 AM

FUEL ALARM
FEB 5. 2003 3:40 PM

COMMUNICATIONS SETUP

PORT SETTINGS:

NONE FOUND

IN-TANK SETUP

T 1:UNLEADED
PRODUCT CODE : 1
THERMAL COEFF : .000700
TANK DIAMETER : 92.00
TANK PROFILE : 4 PTS
FULL VOL : 6072
69.0 INCH VOL : 4885
46.0 INCH VOL : 3036
23.0 INCH VOL : 1187

FLOAT SIZE: 4.0 IN.

WATER WARNING : 1.5
HIGH WATER LIMIT: 3.0

MAX OR LABEL VOL: 6072
OVERFILL LIMIT : 90%
: 5464
HIGH PRODUCT : 95%
: 5768
DELIVERY LIMIT : 15%
: 910

LOW PRODUCT : 300
LEAK ALARM LIMIT: 99
SUDDEN LOSS LIMIT: 99
TANK TILT : 0.00
PROBE OFFSET : 0.00

MANIFOLDED TANKS
T#: NONE

LEAK MIN PERIODIC: 50%
: 3036

LEAK MIN ANNUAL : 50%
: 3036

PERIODIC TEST TYPE
STANDARD

ANNUAL TEST FAIL
ALARM DISABLED

PERIODIC TEST FAIL
ALARM DISABLED

GROSS TEST FAIL
ALARM DISABLED

ANN TEST AVERAGING: OFF
PER TEST AVERAGING: OFF

TANK TEST NOTIFY: OFF

TNK TST SIPHON BREAK:OFF

DELIVERY DELAY : 1 MIN
PUMP THRESHOLD : 10.00%

T 2:DIESEL
PRODUCT CODE : 2
THERMAL COEFF : .000450
TANK DIAMETER : 92.00
TANK PROFILE : 4 PTS
FULL VOL : 4029
69.0 INCH VOL : 3241
46.0 INCH VOL : 2014
23.0 INCH VOL : 788

FLOAT SIZE: 4.0 IN.

WATER WARNING : 1.5
HIGH WATER LIMIT: 3.0

MAX OR LABEL VOL: 4029
OVERFILL LIMIT : 90%
: 3626
HIGH PRODUCT : 95%
: 3827
DELIVERY LIMIT : 15%
: 604

LOW PRODUCT : 200
LEAK ALARM LIMIT: 99
SUDDEN LOSS LIMIT: 99
TANK TILT : 0.00
PROBE OFFSET : 0.00

MANIFOLDED TANKS
T#: NONE

LEAK MIN PERIODIC: 50%
: 2014

LEAK MIN ANNUAL : 50%
: 2014

PERIODIC TEST TYPE
STANDARD

ANNUAL TEST FAIL
ALARM DISABLED

PERIODIC TEST FAIL
ALARM DISABLED

GROSS TEST FAIL
ALARM DISABLED

ANN TEST AVERAGING: OFF
PER TEST AVERAGING: OFF

TANK TEST NOTIFY: OFF

TNK TST SIPHON BREAK:OFF

DELIVERY DELAY : 3 MIN
PUMP THRESHOLD : 10.00%

ATTN: Vikki Denslow Not yet in KIVA –

COUNTY OF SAN DIEGO

CORRECTIVE ACTION FORM TO DOCUMENT RETURN TO COMPLIANCE

APR 02 2007
ENVIRONMENTAL HEALTH

PERMIT #: 105397
SPECIALIST: Denslow
INSPECTION DATE: 3/13/07
CONTACT: Tony Bowers/Fred Campbell

BUSINESS NAME City of Poway Public Works
ADDRESS 14415 Lake Poway Road CITY Poway ZIP 92064

VIOL #	DATE CORRECTED	INDICATE HOW VIOLATIONS WERE CORRECTED (ATTACH ANY SUPPORTING DOCUMENTATION TO THIS FORM)
1 v 0225	3/22/07	PAINT AND THINNER WASTE DRUMS WERE HAULED OFF BY ADVANCED CHEMICAL TRANSPORT, MANIFEST Included.
2 v 0408	3/19/07	E.R. PLAN PROVIDED WAS FILLED OUT AND POSTED BY BOTH MAIN PHONES.
3 v	__/__/__	
4 v	__/__/__	
5 v	__/__/__	
6 v	__/__/__	
7 v	__/__/__	
8 v	__/__/__	
9 v	__/__/__	
10 v	__/__/__	

I certify under penalty of law that this business/site has corrected all violations marked on the Compliance Inspection Report/Notice of Violation. I have personally examined and am familiar with the information submitted and believe the information is true, accurate and complete. I am authorized to file this certification for the business/site, and am aware that there are significant penalties for submitting false information.

Responsible Party: R. TONY BOWERS (Print Name) **Job Title** FLT./FAC. SUPV.

Signature of Responsible Party: R. Tony Bowers **Date:** 3/26/07

Send completed form and supporting documentation to the address listed below

COUNTY OF SAN DIEGO USE ONLY: **Reviewed by:** Vikki Denslow **Date:** 4/9/07

Specialist's comments: Bruce Reed of J.F. Keavery, Inc. sent the VST test results via e-mail on 3/15/07.

☑ **All violations noted on date listed above were corrected.**

Department of Environmental Health, Hazardous Materials Division, P.O. Box 129261, San Diego, CA 92112-9261
http://www.sdcounty.ca.gov/deh/hmd/index.html 619-338-2222; 1-800-253-9933; Fax 619-338-2377

ENTERED APR 13 2007

COUNTY OF SAN DIEGO

COMPLIANCE INSPECTION REPORT

PAGE 1 OF 5 DATE 3/13/07
PERMIT # 105397
TIME START 9:00 END 4:30
BUS. CODE K24
SPECIALIST Denslow
INSPECTION CONTACT/TITLE Fred Campbell Shop Assistant
PHONE: (858) 668-4746

BUSINESS NAME City of Poway Public Works Services
ADDRESS 14415 Lake Poway Road
CITY/ZIP Poway, CA 92064

On the above date, an inspection of your business/facility was conducted in order to determine compliance with the California Health and Safety Code (HSC) Chapters 6.5, 6.7, 6.95; Titles 19, 22 and 23 of the California Code of Regulations (CCR); and the San Diego County Code (SDCC). The following remarks are intended to provide guidance to correct the violations noted on the attached violation report.

NOTE: Reinspection fees will be charged if additional inspections are required to determine compliance.

Y	N/A		Y	N/A	
☑	☐	Unified Program Facility Permit current and available			Permit Expires on: 2/29/08 and 5/23/08
☑	☐	Hazardous Materials Business Plan available	☐	☑	Contingency Plan available
☑	☐	Employee Training is adequate	☑	☐	Employee Training records available
☑	☐	Waste disposal records available for review	☑	☐	Waste containers kept closed
☐	☐	Emergency contacts current ☑ Updated today	☐	☐	Waste containers kept labeled
☐	☐	Chemical inventory current ☑ Updated today	☑	☐	Waste containers in good condition

Routine/Annual Tank Inspection

RECEIVED MAR 29 2007

Remarks:
- The annular sensor for the gasoline tank was out, and it was replaced by J.F. Keaveny, Inc. during the inspection.
- There was a small amount of product in the vapor recovery bucket.
- The accumulation start date was missing from the waste antifreeze label. This was added during the inspection.
- Labels were missing from the drums for the oil filters and gas filters. Labels were added to these drums during the inspection.
- Label empty containers as such.
- This generator is covered by the California Joint Powers Insurance Authority from 7/1/05–7/1/08.
- The dumpster was empty.

☑ This is an annual certification that the Hazardous Materials Business Plan (inventory, emergency contacts, emergency response plan, and employee training plan) is current and includes all the information required in the H&SC and is maintained at the site where hazardous materials are stored.

RTB ✓
Initials of Business Representative

R. Danny Bowers
Signature of Business Representative

3/13/07
Date Signed

Fit./Fac. Supv.
Title of Business Representative

Department of Environmental Health, Hazardous Materials Division, P.O. Box 129261, San Diego, CA 92112-9261
Phone: (619) 338-2222 Fax: (619) 338-2377 1-800-253-9933 http://www.sdcounty.ca.gov/deh/hmd/index.html

COUNTY OF SAN DIEGO

SUPPLEMENTAL INSPECTION REPORT

EST. NUMBER H 105397

DATE: 3/13/07

PAGE: 2 OF 5

Office Use Only

BUSINESS ADDRESS: 14415 Lake Poway Road ZIP CODE: 92064

(Con't from page 1)

Notice to Comply

1) Observation: The paint and thinner waste drums had accumulation start dates of 1/23/06 and 12/20/05, respectively.
Violation: Accumulated waste too long.
Corrective Action: ~~Dis~~ Properly dispose of these wastes by March 23, 2007 and provide copies of waste receipts no later than April 12, 2007.

2) Observation: An Emergency Response (ER) plan was not posted by a phone.
Violation: Failed to post ER plan by phone.
Corrective Action: An Emergency Procedures sheet was provided during the inspection. Complete the sheet and post it by a phone no later than April 12, 2007.

Submit the Corrective Action Form and test results to Vikki Denslow's attention no later than April 12, 2007.

R. Jason Bowen — Signature of Business Representative

3/13/07 — Date Signed

FLT./FAC. SUPV. — Title

Department of Environmental Health, Hazardous Materials Division, P.O. Box 129261, San Diego, CA 92112-9261; (619) 338-2222

DEH:HM-9110 (Rev. 2/99) NCR

DISTRIBUTION: WHITE-RETURN TO HMD
YELLOW-BUSINESS RETAINS

COUNTY OF SAN DIEGO

COMPLIANCE INSPECTION REPORT
Small and Large Quantity Generators of Hazardous Waste Handlers of Hazardous Materials

PERMIT # 105397
DATE 3/13/07
PAGE 3 OF 5

BUSINESS ADDRESS: 14415 Lake Poway Road **ZIP:** 92064

VIOLATION REPORT: The items checked below refer to specific section numbers of Titles 19 & 22 of the California Code of Regulations (CCR), Chapters 6.5 & 6.95 of the Health and Safety Code, and/or the San Diego County Code (SDCC). Small Quantity Hazardous Waste Generator=(SQG); Large Hazardous Waste Quantity Generator=(LQG); Code 40 of Federal Regulations=(CFR).
All violations must be corrected. Submit documentation of return to compliance to your Specialist. You may use the Corrective Action Form (HM-926) to document your return to compliance. Your Specialist can provide this form. Please call (619) 338-2222 or your Specialist if you have any questions.

HAZARDOUS MATERIALS REQUIREMENTS

Viol #	V		VIOLATION DESCRIPTION
	☐	1001	UPF permit not obtained for hazardous materials. 68.905
	☐	1002	HMBP not established/implemented. 25503.5(a)
	☐	1004	HMBP not submitted to HMD. 25505(a)
	☐	1005	Emergency contact not provided or current. 25509(a)(7)
	☐	1007	Highly toxic gas (TLV≤10 ppm) not disclosed.68.1113(b)
	☐	1008	Annual carcinogen/reproductive toxin list not sent to HMD. 68.1113(c)
	☐	1009	Site map is not sufficient or complete. 25509(a)(5) & 25505(a)(2)
	☐	1010	Did not report release or threatened release. 25507(a). CCR 2703
	☐	1013	Copy of HMBP not onsite for inspector's review. 25505(e)
	☐	1014	HMBP is incomplete/inadequate/not amended to reflect changes. 25504, 25505(a)(2) &/or 25509(a); 25505(b); 19 CCR 2729
	☐	1015	Did not have adequate employee training program 2732 &/or 25504 (c)
	☐	1016	Failure to have an adequate emergency response plan 25504 (b); 2731
	☐	1017	Business Plan not certified annually. 25505(d) & (e)(2)
	☐	1018	Inventory not amended for 100% increase of hazardous material onsite or inventory is incomplete. 25509, 25510

HAZWASTE REQUIREMENTS FOR LOGs & SQGs

RECORDKEEPING

	☐	0131	Unified Program Facility (UPF) permit not obtained. SDCC 68.905
	☐	0132	Failed to obtain & maintain a valid EPA ID Number. 66262.12(a)
	☐	0133	Failed to send manifest copy to DTSC. 66262.23(a)(4)
	☐	0134	Failed to file Exception Report with DTSC. 66262.42
	☐	0135	Failed to keep waste manifests/receipts for 3 years available for inspection. 66262.40(a) & 25160.2(b)(3)
	☐	0136	Did not have records of battery disposal. 66266.81(a)(4)(B)
	☐	0137	Failed to complete manifest properly. 66262.23(a)
	☐	0138	Failed to have TSDF copy of manifest onsite. 66262.40(a)
	☐	0140	Failed to have LDR documentation onsite. 66268.7(a)(8)
	☐	0141	Failed to obtain approval for TSDF. 25201(a)
	☐	0142	Failed to notify CUPA for eligible onsite treatment. 25201(a)
	☐	0145	ERM reporting not submitted biennially &/or available. 25143.10
	☐	0146	Failed to have adequate records demonstrating claim of exemption for Excluded Recyclable Material (ERM). 25143.2(f) & 66261.2(g)
	☐	0147	Failed to keep universal waste record for 3 years for offsite shipment. SQH:66273.19(b)&(c)(2); LQH:66273.39(b)&(c)(2)
	☐	0148	Failed to keep copies of analytical results, waste analysis records, or waste determination results. (3 years) 66262.40(c)
	☐	0149	Failed to keep disposal receipts (3 years) for drained used oil filters and/or drained fuel filters. 25250.22 and 66266.130(c)(5)

DISPOSAL AND TRANSPORTATION

	☐	0301	Unauthorized disposal of hazardous waste. 25189.5(a) or 25189(d)
	☐	0302	Unlawful transportation of hazardous waste (HW). 25163(a)
	☐	0303	Did not use HW manifest for disposal.66262.20(a), 25160.2(b)9
	☐	0304	Failed to make a proper waste determination. 66262.11 & 66260.200(c)
	☐	0305	Disposed of used oil illegally. 25250.5(a) and 25189.5(a)
	☐	0306	Disposed of latex paint illegally. 25217.1
	☐	0307	Disposal of universal waste to an unauthorized point. 25189.5(a); SQH:66273.11(a); LQH 66273.31(a)
	☐	0308	Impermissible dilution of hazardous waste. 66268.3(a)

HAZWASTE REQUIREMENTS FOR LOGs & SQGs

Viol #	V		VIOLATION DESCRIPTION
			STORAGE AND HANDLING
	☐	0216	Failed to label hazardous materials within 10 days or less. 25124(b)(3)(A) & 66262.34(f)
	☐	0217	Failed to repackage damaged/deteriorated hazardous material container within 96 hours. 25124(b)(3)(B) & 66262.34(f)
	☐	0218	Failed to label &/or close drained ☐used oil filters &/or ☐ used fuel filters. 25250.22 and 66266.130(c)(3)
	☐	0219	Failed to properly segregate used oil &/or fuel drained from filters. 66266.130(c)(6) or 25250.22(b)(4)
	☐	0220	Spent lead acid batteries not properly managed. 66266.81
	☐	0221	Failed to comply with satellite regulations. 66262.34(e)
	☐	0222	Failed to properly label ERM. 25143.9(a)
	☐	0223	Failed to properly manage non-empty container or inner liner removed from a container. 66261.7 (b), (d) &/or (r)
	☐	0224	Failed to mark date on empty container larger than 5 gallons and/or manage it within one year. 66261.7(e) & (f).

HAZWASTE REQUIREMENTS FOR SQGs ONLY

STORAGE AND HANDLING-Pursuant to 66262.34(d)

1	☒	0225	Accumulated waste too long (>180 or 270 days). 66262.34(d), CFR 262.34(e) & (f), &/or 25201(a) [>90 days for an AHW waste]
	☐	0226	Did not accumulate waste in container or tank. 66262.34 (d)(2)
	☐	0227	Failed to properly label/date hazardous waste container &/or tank. 66262.34(f)
	☐	0228	Failed to keep container closed. CFR 265.173
	☐	0229	Failed to conduct weekly inspections. CFR 265.174
	☐	0230	Failed to maintain aisle space. CFR 265.35
	☐	0231	Failed to properly separate incompatible wastes. CFR 265.177
	☐	0232	Waste accumulated in a container in poor condition. CFR 265.171
	☐	0233	Failed to use a lined/compatible container. CFR 265.172.
	☐	0234	Did not maintain &/or operate facility to prevent release or fire. CFR 265.31

TRAINING, CONTINGENCY PLAN & ER PROCEDURES Pursuant to 66262.34(d)(2)

	☐	0407	Employee training program not adequate. CFR 262.34(d)(5)(iii)
2	☒	0408	Failed to post ER plan by phone. CFR 262.34(d)(5)(ii)
	☐	0409	Spill/fire control equip not available. CFR 265.32(c)
	☐	0410	Failed to equip facility with internal communication or alarm. CFR 265.32(a) & (b)
	☐	0411	Failed to carry out contingency plan during an emergency. CFR 262.34(d)(5)(iv)
	☐	0412	Failed to have an emergency coordinator on call or available during emergency. CFR 262.34(d)(5)(i)

HAZARDOUS WASTE TANK SYSTEMS Pursuant to 66262.34(d)(2)

	☐	1612	Hazardous waste improperly stored in a tank system that ☐leaks, ☐ is corroded, or ☐failing. CFR 265.201(b)(2)
	☐	1613	Failed to comply with tank standards which include: two feet of freeboard (where applicable), shut off for waste feed line, & daily and weekly inspections. CFR 265.201(b) & (c)
	☐	1614	Failed to properly complete &/or document closure for a hazardous waste tank. CFR 265.201(d) & 67383.3
	☐	1615	Failed to safely accumulate ignitable or reactive waste in a tank. CFR 265.201(e)
	☐	1616	Failed to safely manage incompatible waste in a tank. CFR 265.201(f)

R. Jerry Bowen — SIGNATURE OF BUSINESS REPRESENTATIVE
3/13/07 — DATE SIGNED
FLT./Fac. Supv. — TITLE OF BUSINESS REPRESENTATIVE

DEH-Hazardous Materials Division, P.O. Box 129261, San Diego, CA 92112-9261

COUNTY OF SAN DIEGO

COMPLIANCE INSPECTION REPORT

PERMIT#: 105397
DATE: 3/13/07
PAGE: 4 OF 5

BUSINESS ADDRESS: 14415 Lake Poway Road ZIP: 92064

VIOLATION REPORT: The items checked below refer to specific section numbers of Title 23 of the California Code of Regulations (CCR), Chapters 6.7, of the Health & Safety Code (HSC) & the County Code of Regulatory Ordinances (SDCC). The following code sections checked are in violation (V) with the Underground Storage Tank laws and regulations. All violations must be corrected. Submit documentation of return to compliance to your Specialist. You may use the Corrective Action Form to document your return to compliance. Your Specialist can provide these forms. Please call (619) 338-2222 or your Specialist if you have any questions.

GENERAL UNDERGROUND STORAGE TANK (UST) REQUIREMENTS

VIOLATION DESCRIPTION				VIOLATION DESCRIPTION			
Viol # NOV	UST SYSTEM RECORDS	VIOL	V	Viol # NOV	FILE RECORDS	VIOL	V
	Current UPF permit not obtained/not available. 25284; 68.905, 68.1003, 68.1005	3101			Secondary containment testing not done at 6/36 months and/or not sent to CUPA within 30 days. 25284.1; 2637(a)&(e)	3114	
	Current Operating Permit not available at facility. 25284(a), 25286(a); 2712 (i); 68.1003	3102			Secondary containment testing not completed (passed) for all components &/or repairs to secondary containment components not completed. 25284.1, 25291(a)(2); 2637	3115	
	All permit operating conditions not met. 25284; 2712	3158					
	UST repair/modify/closure permit not obtained. 68.1004, 68.1005, 68.1009.5	3103			All releases not recorded and/or reported. 25294, 25295; 2650, 2651, 2652	3151	
	CUPA UST form(s) A &/or B not available/completed/ submitted to HMD. 25286(a); 2711	3104			All maintenance/monitoring/calibration/ repair records not available. 25293; 2712 (b)	3152	
	Current evidence of financial responsibility not available. 25292.2(a), 25299.33; 2809	3105			Monitoring Cert. not submitted to CUPA w/i 30 days. 2638(d)	3161	
					Facility employee(s) not trained; records incomplete/not onsite. 2715(f)	3193	
	Owner/operator agreement not available/ completed/submitted to HMD. 25284(a)(3); 2620(b)	3106			Enhanced leak detection not performed as required. 25292.4; 2640(e)	3154	
	Monitoring procedures not available/completed/ submitted to HMD.2632(b)& (d), 2634(d), 2641(h), 2711(a)(9)	3107			Contractor &/or technician not trained & certified as required. 25284.1(a)(5)(D); 2715	3162	
	Emergency Response Plan is not available/complete. 25289(b); 2632(b), 2634(e), 2641(h)	3108			Contractor did not have required license, i.e., Class A, C-10, C34, C36 and/or C61. 25284.1(a)(5)(D); 2715	3163	
	Scaled Plot plan showing tank, piping & equipment location not available/complete/submitted to HMD. 2711(a)(8), 2632(d)(1)(C)	3109			Monitoring system disabled or tampered with and/or monitoring records falsified. 25299(f)	3157	
	Annual certification for ATG and/or sensors not completed (existing tank systems only). 2641(j), 2638	3110			All monitoring equipment not installed, calibrated, operated, and/or maintained per manufacturer's instructions. 2638(a), 2641(j)	3164	
	Annual certification for continuous monitoring system not completed (new tanks). 25284.1(a)(4)(C); 2630(d), 2638	3116			UST system repair(s) not completed properly. 25292.1(c); 2660 (a)(k)(l)(m)	3160	
	Designated Operator (DO) Notification/Change form not submitted &/or DO not ICC certified. 2715 (a)(b)	3191			Designated Operator monthly inspection not conducted, incomplete or DO inspection reports not onsite.2715 (c)(d)(e)	3192	

UST SYSTEM INSPECTION

Requirements applicable for both, single & double walled systems

		TANK #		T002	T003		
		PRODUCT		REG	DIESEL		
#	VIOLATION DESCRIPTION	NOV	VIOL	V	V	V	V
	Monitor in alarm at beginning of inspection. Alarm not investigated, recorded or reported. 2632 (c)(2)(B), 2650(e)(3)&(4), 2630(d)		3251				
	All audible and/or visual alarms not functioning properly. 2632(c)(2)(B), 2636(f)(1)		3252				
	Sticker/tag not affixed to monitoring equipment at certification. 2638(f)		3270				
	UST system does not have an approved overfill protection system. 2635(b)(2)		3254				
	Spill container is not in good condition and/or liquid free. 2635 (b)(1), 2636(a)(1)		3255				
	Fill box drain not functional and backup system is not available. 2635(b)(1)(C)		3256				
	Secondary containment system components not liquid free. 2631(d)(4)		3257				
	Sensors not placed adequately and/or at low point in sumps. 2641(a), 25291(a)(7)(C)		3258				
	Dispenser containment currently required and not present. 25284.1(a)(5); 2636(g)		3259				
	Dispenser containment not adequately monitored. 2636(f)(1) or (f)(5)(A)		3267				
	Dispenser containment not maintained free of liquid. 2631(d)(4)		3261				
	Secondary containment piping obstructed preventing drainage to sump. 2632		3262				
	Monitoring system components &/or devices are not all functional. 2630, 2641(j), 2632		3263				
	Spill containment not tested annually. 25284.2		3264				
	UST system not operated to prevent spills and/or overfills. 25292.1 (a)		3265				
	UST system not product tight (for tank installs on or after 7/1/03). 25290.1(c), 25290.2 (c)		3268				
	UST system not continuously monitored using Vacuum/Pressure/Hydrostatic (VPH) system (for tank installs on or after 7/1/04). 25290.1 (d)&(e)		3269				
CATHODIC PROTECTION							
	System not checked as required by tester (at 6 months/3yrs). 2635(a)(2)(A)		3301				
	Impressed-current system not checked every 60 days. 2635(a)(2)(A)		3302				
	Corrosion protection not adequate. 25292.1(b); 2635(a)(2), 2662(c)		3303				
CLOSURE REQUIREMENTS							
	Temporary closure requirements not completed. 25298, 2671		3322				
	Unused tank not properly closed. Permanent closure requirements not met. 25298, 2672		3324				

R. [signature] 3/13/07 FLT. FAC. SUPV.

Signature of Business Representative | Date Signed | Title of Business Representative

COUNTY OF SAN DIEGO

COMPLIANCE INSPECTION REPORT

PERMIT #: 105397
DATE: 3/13/07
PAGE: 5 OF 5

BUSINESS ADDRESS: 14415 Lake Poway Road ZIP: 92064

UST SYSTEM INSPECTION

Requirements for Double Walled Systems

#	VIOLATION DESCRIPTION	NOV	VIOL	TANK #	T002	T003		
				PRODUCT	REG	DIESEL		
	PIPING MONITORING: PRESSURIZED SYSTEMS-Includes Under Dispenser Containment (UDC)			V	V	V	V	
	Continuous audible & visual alarm not functioning or does not stop flow at dispenser. 2636(f)(1)		3410					
	Line leak detector not installed, not functional, or not tested 2636(f)(2),25284 1(a)(4)(C),2641(j)		3411					
	OPTION 1 No annual 0.1 gph (gallon per hour) test 2636(f)(4)		3412					
	OPTION 2 No pump shut-down or stop of flow at dispenser for UDC leak. 2636(f)(5)		3413					
	No pump shut down & fail safe for other pipe secondary containment 2636(f)(5)		3414					
	OPTION 3 Emergency Generators without LLDs: Monitoring system not checked daily or log (record) of daily checks not available 2636(f)(6)		3415					
	OPTION 4 Vapor or pressure monitoring system not functioning. 25290.1 (d&e)		3416					
	PIPING MONITORING: SUCTION SYSTEMS							
	Continuous audible & visual alarm not functioning or does not stop flow at dispenser. 2636(f)(1)		3451					

Requirements for Single Walled Systems

TANK MONITORING REQUIREMENTS							
OPTION 1	Monthly 0.2 gph tank gauging test not performed. 2643(b)(1)	3501					
OPTION 2	Monthly Statistical Inventory Reconciliation (SIR) not performed. 25292(b)(1); 2643(b)(3)	3502					
	Stick not in good condition or without 1/8" increments 2645, 2646	3503					
	Dispenser meters not calibrated. 2646.1	3504					
	SIR not capable of detecting 0.2 gph release. 2643(b)(3)	3505					
	Did not notify HMD of a possible release within 10 days 2646.2(d)	3510					
	Biennial 0.1 gph tank integrity testing not performed. 2643(b)(3), 2643.1	3506					
	Annual SIR report not submitted. 2646.1(j)	3507					
OPTION 3	Weekly manual tank gauging not performed (UST capacity ≤1000 gallons). 2645	3508					
	Annual integrity test not performed (UST capacity 1000 gallons or less). 2645	3509					
PIPING REQUIREMENTS: SINGLE WALLED PRESSURIZED-OPTIONS 1, 2, 3, & 4							
	Line leak detector (LLD) not certified annually. 25284 1(a)(4)(C); 2641(j)	3551					
	LLD does not shut down pump with release and detector failure/disconnection. 2666(c)	3552					
OPTION 1	Hourly line leak detector monitoring not performed. 25284.1(a)(4) (C); 2643(c)(1)	3553					
	Monthly electronic line leak detection not performed 2643(c)(2)	3554					
OPTION 2	Hourly line leak detector monitoring not performed. 25284.1(a)(4) (c); 2643(c)(1)	3561					
	Annual electronic line leak detector monitoring not performed. 2643(c)(3)	3562					
OPTION 3	Hourly line leak detector monitoring not performed. 25284 1(a)(4)(C); 2643(c)(1)	3563					
	Annual piping integrity test not performed 2643(c)(3)	3564					
OPTION 4	Hourly electronic line leak detector could not detect 3 gph leak 2643(c)(1)	3565					
	Line leak detector could not detect 0.1 gph at 150% pressure 2643(c)(3)	3566					
PIPING REQUIREMENTS: SINGLE WALLED CONVENTIONAL SUCTION PIPING							
	Piping integrity test not performed every 3 years. 2643(d)	3601					
	Daily monitoring not performed and/or logged. 2643(d), Appendix II	3602					
PIPING REQUIREMENTS: SINGLE WALLED SAFE SUCTION PIPING							
	More than one check valve or single valve not located properly. 2641(b), 2636(a)(3)	3651					
	Contents do not drain back to tank if suction is released. 2641(b), 2636(a)(3)	3652					
PIPING REQUIREMENTS: SINGLE WALLED GRAVITY PIPING							
	Piping integrity test not performed every 2 years. 2643(e)	3701					
	Enhanced leak detection not performed as required 25292 4(a)	3702					

R. Jerry Bowen — Signature of Business Representative
3/13/07 — Date Signed
FLT./FAC. SUPV. — Title of Business Representative

DISTRIBUTION: WHITE-RETURN TO HMD; YELLOW-BUSINESS RETAINS

MONITORING SYSTEM CERTIFICATION # 105397

For Use By All Jurisdictions Within the State of California
Authority Cited: Chapter 6.7, Health and Safety Code; Chapter 16, Division 3, Title 23, California Code of Regulations

This form must be used to document testing and servicing of monitoring equipment. A separate certification or report must be prepared for each monitoring system control panel by the technician who performs the work. A copy of this form must be provided to the tank system owner/operator. The owner/operator must submit a copy of this form to the local agency regulating UST systems within 30 days of test date.

A. General Information

Facility Name: City of Poway Bldg. No.:
Site Address: 14415 Lake Poway Rd City: Poway Zip: 92064
Facility Contact Person: Tory Bowers Contact Phone No.: (858) 668 4737
Make/Model of Monitoring System: Veeder Root TLS 350 Date of Testing/Servicing: 3/12/07

B. Inventory of Equipment Tested/Certified

Check the appropriate boxes to indicate specific equipment inspected/serviced:

Tank ID: Unleaded	Tank ID:
☒ In-Tank Gauging Probe. Model: 847390-107	☐ In-Tank Gauging Probe. Model:
☒ Annular Space or Vault Sensor. Model: 794 390-420	☐ Annular Space or Vault Sensor. Model:
☒ Piping Sump / Trench Sensor(s). Model: 794 380-208	☐ Piping Sump / Trench Sensor(s). Model:
☒ Fill Sump Sensor(s). Model: 794 380-208	☐ Fill Sump Sensor(s). Model:
☒ Mechanical Line Leak Detector. Model: EXLD	☐ Mechanical Line Leak Detector. Model:
☐ Electronic Line Leak Detector. Model:	☐ Electronic Line Leak Detector. Model:
☒ Tank Overfill / High-Level Sensor. Model: 847390-107	☐ Tank Overfill / High-Level Sensor. Model:
☐ Other (specify equipment type and model in Section E on Page 2).	☐ Other (specify equipment type and model in Section E on Page 2).
Tank ID: Diesel	Tank ID:
☒ In-Tank Gauging Probe. Model: 847390-107	☐ In-Tank Gauging Probe. Model:
☒ Annular Space or Vault Sensor. Model: 794 390-420	☐ Annular Space or Vault Sensor. Model:
☒ Piping Sump / Trench Sensor(s). Model: 794 380-208	☐ Piping Sump / Trench Sensor(s). Model:
☒ Fill Sump Sensor(s). Model: 794 380-208	☐ Fill Sump Sensor(s). Model:
☒ Mechanical Line Leak Detector. Model: EXLDV	☐ Mechanical Line Leak Detector. Model:
☐ Electronic Line Leak Detector. Model:	☐ Electronic Line Leak Detector. Model:
☒ Tank Overfill / High-Level Sensor. Model: 847390-107	☐ Tank Overfill / High-Level Sensor. Model:
☐ Other (specify equipment type and model in Section E on Page 2).	☐ Other (specify equipment type and model in Section E on Page 2).
Dispenser ID: 1 & 2	Dispenser ID:
☒ Dispenser Containment Sensor(s). Model: 794380-208	☐ Dispenser Containment Sensor(s). Model:
☒ Shear Valve(s).	☐ Shear Valve(s).
☐ Dispenser Containment Float(s) and Chain(s).	☐ Dispenser Containment Float(s) and Chain(s).
Dispenser ID: 3 & 4	Dispenser ID:
☒ Dispenser Containment Sensor(s). Model: 794 380-208	☐ Dispenser Containment Sensor(s). Model:
☒ Shear Valve(s).	☐ Shear Valve(s).
☐ Dispenser Containment Float(s) and Chain(s).	☐ Dispenser Containment Float(s) and Chain(s).
Dispenser ID:	Dispenser ID:
☐ Dispenser Containment Sensor(s). Model:	☐ Dispenser Containment Sensor(s). Model:
☐ Shear Valve(s).	☐ Shear Valve(s).
☐ Dispenser Containment Float(s) and Chain(s).	☐ Dispenser Containment Float(s) and Chain(s).

*If the facility contains more tanks or dispensers, copy this form. Include information for every tank and dispenser at the facility.

C. Certification - I certify that the equipment identified in this document was inspected/serviced in accordance with the manufacturers' guidelines. Attached to this Certification is information (e.g. manufacturers' checklists) necessary to verify that this information is correct and a Plot Plan showing the layout of monitoring equipment. For any equipment capable of generating such reports, I have also attached a copy of the report; *(check all that apply)*: ☐ System set-up ☐ Alarm history report

Technician Name (print): KEVIN H. CRISWELL Signature: KH Criswell

Certification No.: 006-05-0436 Exp. 7/28/07 License No.: 308710 / 02837 / 525709 UT

Testing Company Name: J.F. KEAVENY INC. Phone No.: (619) 688-2134

Shop Address: 5465 GAINES ST. #101, SAN DIEGO, CA 92110 Date of Testing/Servicing: 3/13/07

D. Results of Testing/Servicing

Software Version Installed: 122.00

Complete the following checklist:

☒ Yes	☐ No*	Is the audible alarm operational?
☒ Yes	☐ No*	Is the visual alarm operational?
☒ Yes	☐ No*	Were all sensors visually inspected, functionally tested, and confirmed operational?
☒ Yes	☐ No*	Were all sensors installed at lowest point of secondary containment and positioned so that other equipment will not interfere with their proper operation?
☐ Yes	☐ No* ☒ N/A	If alarms are relayed to a remote monitoring station, is all communications equipment (e.g. modem) operational?
☒ Yes	☐ No* ☐ N/A	For pressurized piping systems, does the turbine automatically shut down if the piping secondary containment monitoring system detects a leak, fails to operate, or is electrically disconnected? *If yes:* which sensors initiate positive shut-down? *(Check all that apply)* ☒ Sump/Trench Sensors; ☒ Dispenser Containment Sensors. Did you confirm positive shut-down due to leaks and sensor failure/disconnection? ☒ Yes; ☐ No.
☒ Yes	☐ No* ☐ N/A	For tank systems that utilize the monitoring system as the primary tank overfill warning device (i.e. no mechanical overfill prevention valve is installed), is the overfill warning alarm visible and audible at the tank fill point(s) and operating properly? If so, at what percent of tank capacity does the alarm trigger? 90 %
☒ Yes*	No	Was any monitoring equipment replaced? If yes, identify specific sensors, probes, or other equipment replaced and list the manufacturer name and model for all replacement parts in Section E. below.
☐ Yes*	☒ No	Was liquid found inside any secondary containment systems designed as dry systems? *(Check all that apply)* ☐ Product; ☐ Water. If yes, describe causes in Section E. below.
☒ Yes	☐ No*	Was monitoring system set-up reviewed to ensure proper settings? Attach set up reports, if applicable
☒ Yes	☐ No*	Is all monitoring equipment operational per manufacturer's specifications?

* In Section E below, describe how and when these deficiencies were or will be corrected.

E. Comments: Annular sensor on gasoline tank replaced due to failure

105397

F. In-Tank Gauging / SIR Equipment:

☒ Check this box if tank gauging is used only for inventory control.
☐ Check this box if no tank gauging or SIR equipment is installed.

This section must be completed if in-tank gauging equipment is used to perform leak detection monitoring.

Complete the following checklist:

☒ Yes	☐ No*	Has all input wiring been inspected for proper entry and termination, including testing for ground faults?
☒ Yes	☐ No*	Were all tank gauging probes visually inspected for damage and residue buildup?
☒ Yes	☐ No*	Was accuracy of system product level readings tested?
☒ Yes	☐ No*	Was accuracy of system water level readings tested?
☒ Yes	☐ No*	Were all probes reinstalled properly?
☒ Yes	☐ No*	Were all items on the equipment manufacturer's maintenance checklist completed?

* In the Section H, below, describe how and when these deficiencies were or will be corrected.

G. Line Leak Detectors (LLD):

☐ Check this box if LLDs are not installed.

Complete the following checklist:

☒ Yes	☐ No* ☐ N/A	For equipment start-up or annual equipment certification, was a leak simulated to verify LLD performance? *(Check all that apply)* Simulated leak rate: ☒ 3 g.p.h.; ☐ 0.1 g.p.h.; ☐ 0.2 g.p.h.
☒ Yes	☐ No*	Were all LLDs confirmed operational and accurate within regulatory requirements?
☒ Yes	☐ No*	Was the testing apparatus properly calibrated?
☒ Yes	☐ No* ☐ N/A	For mechanical LLDs, does the LLD restrict product flow if it detects a leak?
☐ Yes	☐ No* ☒ N/A	For electronic LLDs, does the turbine automatically shut off if the LLD detects a leak?
☐ Yes	☐ No* ☒ N/A	For electronic LLDs, does the turbine automatically shut off if any portion of the monitoring system is disabled or disconnected?
☐ Yes	☐ No* ☒ N/A	For electronic LLDs, does the turbine automatically shut off if any portion of the monitoring system malfunctions or fails a test?
☐ Yes	☐ No* ☒ N/A	For electronic LLDs, have all accessible wiring connections been visually inspected?
☒ Yes	☐ No*	Were all items on the equipment manufacturer's maintenance checklist completed?

* In the Section H, below, describe how and when these deficiencies were or will be corrected.

H. Comments: See Attached LLD Test Results

Monitoring System Certification

UST Monitoring Site Plan

Site Address: 14415 Lake Poway Rd Poway CA 92064

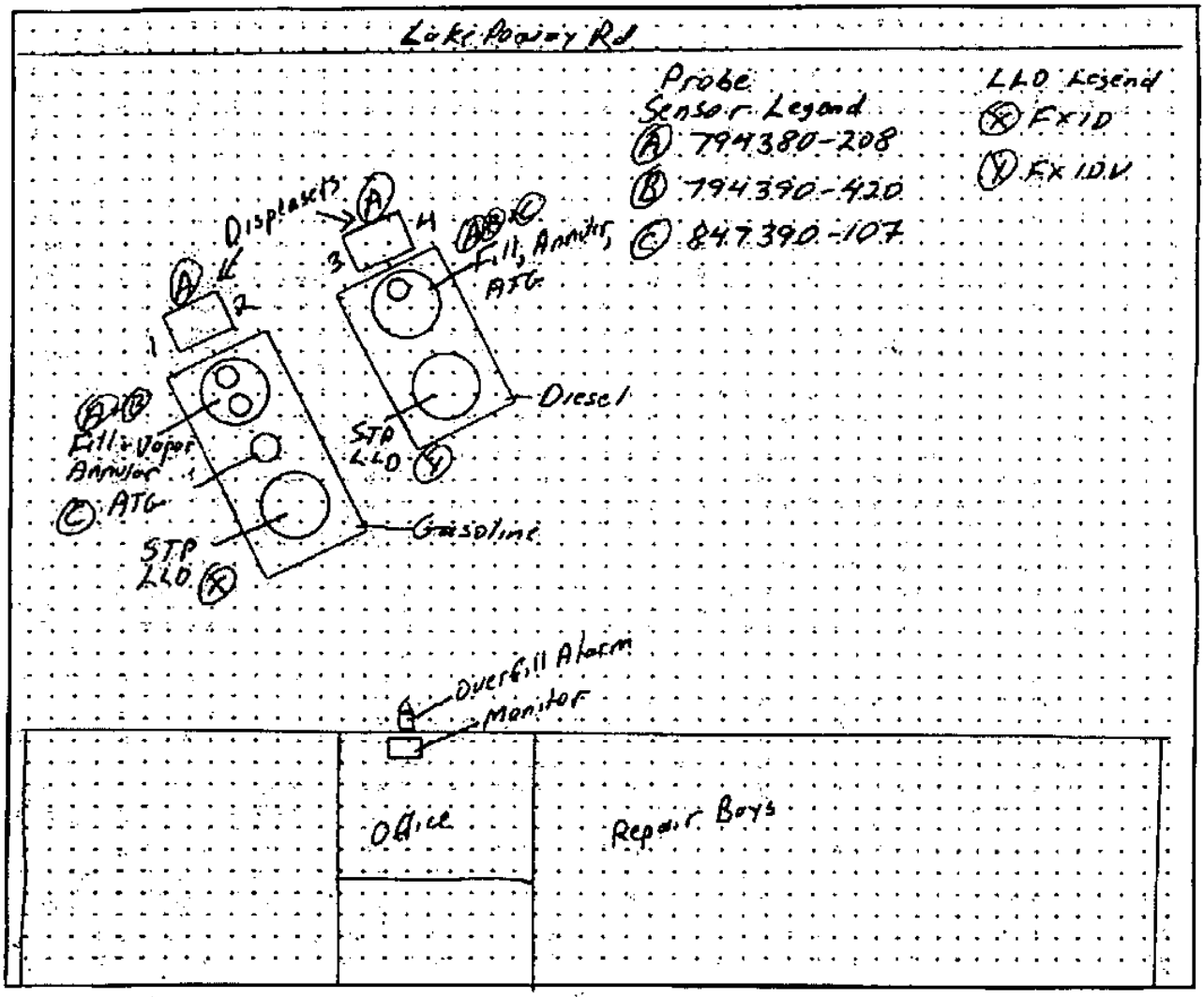

Date map was drawn: 3/22/06

Instructions

If you already have a *diagram* that shows all required information, you may include it, rather than this page, with your Monitoring System Certification. On your site plan, show the general layout of tanks and piping. Clearly identify locations of the following equipment, if installed: monitoring system control panels; sensors monitoring tank annular spaces, sumps, dispenser pans, spill containers, or other secondary containment areas; mechanical or electronic line leak detectors; and in-tank liquid level probes (if used for leak detection). In the space provided, note the date this Site Plan was prepared.

105397

MONITOR CERTIFICATION TEST RESULTS

DATE: 3/13/07 TOTAL # OF SENSOR'S: 9 WORK ORDER #: 071127

SITE NAME: City of Poway MONITOR BRAND: Veeder Root TLS 350

SITE ADDRESS: 14415 Lake Poway Rd MODEL/FORM#: 0848290-022

CITY/STATE/ZIP: Poway, CA 92064 SERIAL NUMBER: C03106171205004

#	SENSOR LOCATION: (I.E.: ANNULAR SPACE, STP SUMP)	SENSOR TYPE: (I.E. TRISTATE, FLOAT, DISCRIMINATING, ETC.)	SENSOR MANUFACTURER/ MODEL NUMBER:	ALARMED WHEN TESTED YES/NO
1.	Gasoline STP Sump	Tristate Single Float	794380-208	yes
2.	Gasoline ATG Sump	Tristate Single Float	794380-208	yes
3.	Gasoline Fill Sump	Tristate Single Float	794380-208	yes
4.	Gasoline Annular	Tristate Single Float	794390-420	yes
5.	Dispenser 1&2	Tristate Single Float	794380-208	yes
6.	Diesel STP Sump	Tristate Single Float	794380-208	yes
7.	Diesel Fill Sump	Tristate Single Float	794380-208	yes
8.	Diesel Annular	Tristate Single Float	794390-420	yes
9.	Dispenser 3&4	Tristate Single Float	794380-208	yes
10.				
11.				
12.				
13.				
14.				
15.				
16.				
17.				
18.				
19.				
20.				
21.				
22.				
23.				
24.				

County of San Diego

DEPARTMENT OF ENVIRONMENTAL HEALTH-HAZARDOUS MATERIALS DIVISION
P.O. BOX 129261, SAN DIEGO, CA 92112-9261
(619) 338-2222 FAX (619) 338-2377; 1-800-253-9933

UST SECONDARY CONTAINMENT TESTING CERTIFICATION

This form is intended for use by contractors performing initial & periodic testing of UST secondary containment systems. Use the appropriate pages of this form to report results for all components tested. The completed form, written test procedures, and printouts from tests (if applicable), must be provided to the facility owner/operator for submittal to the County of San Diego Department of Environmental Health Hazardous Materials Division UST Group.

Permit Number: _____ **Plan Check Number:** _____

1. FACILITY INFORMATION

Facility Name: City of Poway	Date of Testing: 3/13/07	
Facility Address: 14415 Lake Poway Rd		Test Type:
Facility Contact: Tony Bowers	Phone: 858 668 4737	☐ Initial
Date Local Agency Was Notified of Testing: 2/27/07		☒ 6 months
Name of Local Agency Inspector (if present during testing): Vikki Densow		☐ 36 months.

2. TESTING CONTRACTOR INFORMATION

Company Name: JE Recovery Inc

Technician Conducting Test: Kevin H Criswell

Credentials: ☒ CSLB Licensed Contractor ☐ SWRCB Licensed Tank Tester

License Type: General C10 Service Station Specialty License Number: 308710

Manufacturer Training

Manufacturer	Component(s)	Date Training Expires
Veeder Root	Tank Monitor Accessories	12/28/07

3. SUMMARY OF TEST RESULTS

Component	Pass	Fail	Not Tested	Repairs Made	Component	Pass	Fail	Not Tested	Repairs Made
Diesel Fill Spill Bucket	☒	☐	☐	☐		☐	☐	☐	☐
Gasoline Fill Spill Bucket	☒	☐	☐	☐		☐	☐	☐	☐
	☐	☐	☐	☐		☐	☐	☐	☐
	☐	☐	☐	☐		☐	☐	☐	☐
	☐	☐	☐	☐		☐	☐	☐	☐
	☐	☐	☐	☐		☐	☐	☐	☐
	☐	☐	☐	☐		☐	☐	☐	☐
	☐	☐	☐	☐		☐	☐	☐	☐
	☐	☐	☐	☐		☐	☐	☐	☐
	☐	☐	☐	☐		☐	☐	☐	☐
	☐	☐	☐	☐		☐	☐	☐	☐
	☐	☐	☐	☐		☐	☐	☐	☐

If hydrostatic testing was performed, describe what was done with the water after completion of tests:

Placed in Spill Bucket - Labeled Hazwaste

CERTIFICATION OF TECHNICIAN RESPONSIBLE FOR CONDUCTING THIS TESTING

To the best of my knowledge, the facts stated in this document are accurate and in full compliance with legal requirements.

Technician's Signature: KH Criswell Date: 3/13/07

DEH-HMD-9169 (03-02)

105397

9. SPILL/OVERFILL CONTAINMENT BOXES

Facility is Not Equipped With Spill/Overfill Containment Boxes ☐				
Spill/Overfill Containment Boxes are Present, but were Not Tested ☐				
Test Method Developed By:	☐ Spill Bucket Manufacturer	☒ Industry Standard	☐ Professional Engineer	☐ Other (Specify)
Test Method Used:	☐ Pressure	☐ Vacuum	☒ Hydrostatic	☐ Other (Specify)
Test Equipment Used:		Equipment Resolution:		

	Gas Spill Box # 1	Gas Spill Box # 2	Spill Box #	Spill Box #
Bucket Diameter:	12"	11"		
Bucket Depth:	18	16		
Wait time between applying pressure/vacuum/water and starting test:	10 min	10 min		
Test Start Time:	1000	1000		
Initial Reading (R_i):	6 3/4	6 1/4		
Test End Time:	1100	1100		
Final Reading (R_f):	6 3/4	6 1/4		
Test Duration:	1 hr	1 hr		
Change in Reading ($R_f - R_i$):	0	0		
Pass/Fail Threshold or Criteria:	No change = Pass	any change = Fail		
Test Result:	☒ Pass ☐ Fail	☒ Pass ☐ Fail	☐ Pass ☐ Fail	☐ Pass ☐ Fail

Comments – *(include information on repairs made prior to testing, and recommended follow-up for failed tests)*

Send Completed Form to:
County of San Diego, Department of Environmental Health, Hazardous Materials Division
UST Group
P.O. Box 129261
San Diego CA 92112-9261

VAPORLESS MANUFACTURING, INC.

LDT-890 Leak Detector Test Record

Contractor	Customer
JF Keveney Inc	City of Poway

Date	Location	Product
3/13/07	14445 Lake Ariane Rd	Gasoline

Technician: Kevin H Criswell

Submersible Pump Identification

Manufacturer	Model No.	Serial Number
Red Jacket	P75UI YRS2	4463

Leak Detector Identification

Manufacturer	Description	Other Style Leak Detector
Red Jacket	Diaphragm-type ___ Piston-type X	___

Tamper-proof seal installed? Yes N/A No ___

Leak Detector in Submersible Pump

Test at Dispenser

1. Operating Pump Pressure 29 psi (Purging Test System)
2. Gallons per hour rate 3.0 (Leak Test (Phase 1)
3. Line pressure with pump shut off 25 psi (Leak Test Phase 1)
4. Bleedback Test with pump off 60 ml (Bleed-back Test)
5. Step-through time to full flow 2.19 seconds (Step-through Time)
6. Leak detector stays in leak search position. (Leak Test Phase 2) Yes ✓ No ___

LEAK DETECTOR TEST

Note: Pass = Leak detector stays in slow-flow during GPH test
Fail = Leak detector steps through to allow full pump pressure during GPH test

Pass ✓

Fail ___

Form 890C (September 1 - 2001)

*Complete thermal expansion test before failing leak detector.

2001 Vaporless Manufacturing, Inc., Prescott Valley, AZ

105397

VAPORLESS MANUFACTURING, INC.

LDT-890 Leak Detector Test Record

Contractor: JF Keaney Inc
Customer: City of Poway
Date: 3/13/07
Location: 14415 Lake Poway Rd
Product: Diesel
Technician: Kenn H Conwell

Submersible Pump Identification

Manufacturer: Red Jacket
Model No.: P75 U1 YQS2
Serial Number: 4464

Leak Detector Identification

Manufacturer: Red Jacket
Description: Diaphragm-type ___ Piston-type X
Other Style Leak Detector: ___

Tamper-proof seal installed? Yes N/A No ___

Leak Detector in Submersible Pump

Test at Dispenser

1. Operating Pump Pressure 30 psi (Purging Test System)
2. Gallons per hour rate 3.0 (Leak Test (Phase 1)
3. Line pressure with pump shut off 25 psi (Leak Test Phase 1)
4. Bleedback Test with pump off 60 ml (Bleed-back Test)
5. Step-through time to full flow 5.39 seconds (Step-through Time)
6. Leak detector stays in leak search position. (Leak Test Phase 2) Yes ✓ No ___

LEAK DETECTOR TEST

Note: Pass = Leak detector stays in slow-flow during GPH test
Fail = Leak detector steps through to allow full pump pressure during GPH test

Pass ✓

Fail ___

Form 890C (September 1 - 2001)

*Complete thermal expansion test before failing leak detector.

2001 Vaporless Manufacturing, Inc., Prescott Valley, AZ

Alarm History

1 Page

ALARM HISTORY REPORT

---- IN-TANK ALARM -----

T 1:UNLEADED

HIGH WATER ALARM
FEB 5, 2003 3:25 PM

OVERFILL ALARM
MAR 22, 2006 10:33 AM
APR 6, 2005 10:36 AM
SEP 17, 2004 12:53 PM

HIGH PRODUCT ALARM
JAN 28, 2003 2:20 PM

PROBE OUT
MAR 22, 2006 10:34 AM
MAR 22, 2006 10:31 AM
APR 6, 2005 10:37 AM

HIGH WATER WARNING
FEB 5, 2003 3:25 PM
JAN 28, 2003 2:25 PM

DELIVERY NEEDED
MAR 29, 2004 11:09 AM
AUG 5, 2003 12:44 PM
FEB 5, 2003 3:22 PM

MAX PRODUCT ALARM
JAN 28, 2003 2:20 PM

LOW TEMP WARNING
NOV 25, 2003 8:48 AM

ALARM HISTORY REPORT

---- IN-TANK ALARM -----

T 2:DIESEL

OVERFILL ALARM
MAR 22, 2006 10:27 AM
APR 6, 2005 10:31 AM
JAN 12, 2005 8:19 AM

LOW PRODUCT ALARM
FEB 5, 2003 3:22 PM

HIGH PRODUCT ALARM
JAN 28, 2003 2:15 PM

INVALID FUEL LEVEL
FEB 5, 2003 3:22 PM

PROBE OUT
MAR 22, 2006 10:28 AM
MAR 22, 2006 10:23 AM
APR 6, 2005 10:32 AM

DELIVERY NEEDED
MAR 29, 2004 10:35 AM
FEB 5, 2003 3:22 PM
JAN 28, 2003 2:16 PM

LOW TEMP WARNING
MAR 29, 2004 10:42 AM

ALARM HISTORY REPORT

----- SENSOR ALARM -----
L 1:87 TURBINE SUMP
STP SUMP
FUEL ALARM
APR 26, 2006 8:07 AM

FUEL ALARM
MAR 22, 2006 10:18 AM

SENSOR OUT ALARM
DEC 9, 2005 10:20 AM

ALARM HISTORY REPORT

----- SENSOR ALARM -----
L 2:87 ATG SUMP
MONITOR WELL
FUEL ALARM
MAR 22, 2006 10:17 AM

FUEL ALARM
APR 6, 2005 10:08 AM

FUEL ALARM
APR 6, 2005 10:08 AM

ALARM HISTORY REPORT

----- SENSOR ALARM -----
L 3:87 FILL SUMP
PIPING SUMP
FUEL ALARM
MAR 22, 2006 10:05 AM

FUEL ALARM
APR 6, 2005 10:09 AM

FUEL ALARM
MAR 29, 2004 10:48 AM

ALARM HISTORY REPORT

----- SENSOR ALARM -----
L 4:87 ANNULAR
ANNULAR SPACE
FUEL ALARM
MAR 22, 2006 10:12 AM

FUEL ALARM
MAR 22, 2006 10:11 AM

FUEL ALARM
MAR 22, 2006 10:09 AM

ALARM HISTORY REPORT

----- SENSOR ALARM -----
L 5:DISPENSER 1-2
DISPENSER PAN
FUEL ALARM
MAR 22, 2006 10:04 AM

FUEL ALARM
APR 6, 2005 10:23 AM

FUEL ALARM
MAR 29, 2004 10:56 AM

ALARM HISTORY REPORT

----- SENSOR ALARM -----
L 6:DIESEL TURBINE SUMP
STP SUMP
FUEL ALARM
APR 26, 2006 8:11 AM

FUEL ALARM
MAR 22, 2006 10:02 AM

FUEL ALARM
APR 6, 2005 10:16 AM

ALARM HISTORY REPORT

----- SENSOR ALARM -----
L 7:DIESEL FILL SUMP
PIPING SUMP
FUEL ALARM
MAR 22, 2006 9:57 AM

FUEL ALARM
APR 6, 2005 10:17 AM

FUEL ALARM
MAR 29, 2004 10:29 AM

ALARM HISTORY REPORT

----- SENSOR ALARM -----
L 8:DIESEL ANNULAR
ANNULAR SPACE
FUEL ALARM
APR 4, 2006 3:03 PM

SENSOR OUT ALARM
APR 4, 2006 2:55 PM

SENSOR OUT ALARM
APR 4, 2006 2:34 PM

ALARM HISTORY REPORT

----- SENSOR ALARM -----
L 9:DISPENSER 3-4
DISPENSER PAN
FUEL ALARM
MAR 22, 2006 10:01 AM

FUEL ALARM
APR 6, 2005 10:25 AM

FUEL ALARM
MAR 29, 2004 10:25 AM

Setup 2 of 2 105397

LEAK TEST METHOD

TEST ON DATE : ALL TANK
JAN 1, 1995
START TIME : DISABLED
TEST RATE :0.20 GAL/HR
DURATION : 2 HOURS

TST EARLY STOP:DISABLED

LEAK TEST REPORT FORMAT
NORMAL

LIQUID SENSOR SETUP

L 1:87 TURBINE SUMP
TRI-STATE (SINGLE FLOAT)
CATEGORY : STP SUMP

L 2:87 ATG SUMP
TRI-STATE (SINGLE FLOAT)
CATEGORY : MONITOR WELL

L 3:87 FILL SUMP
TRI-STATE (SINGLE FLOAT)
CATEGORY : PIPING SUMP

L 4:87 ANNULAR
TRI-STATE (SINGLE FLOAT)
CATEGORY : ANNULAR SPACE

L 5:DISPENSER 1-2
TRI-STATE (SINGLE FLOAT)
CATEGORY : DISPENSER PAN

L 6:DIESEL TURBINE SUMP
TRI-STATE (SINGLE FLOAT)
CATEGORY : STP SUMP

L 7:DIESEL FILL SUMP
TRI-STATE (SINGLE FLOAT)
CATEGORY : PIPING SUMP

L 8:DIESEL ANNULAR
TRI-STATE (SINGLE FLOAT)
CATEGORY : ANNULAR SPACE

L 9:DISPENSER 3-4
TRI-STATE (SINGLE FLOAT)
CATEGORY : DISPENSER PAN

OUTPUT RELAY SETUP

R 1:UNLEADED SHUTDOWN
TYPE:
STANDARD
NORMALLY CLOSED

IN-TANK ALARMS
T 1:HIGH WATER ALARM
T 1:LOW PRODUCT ALARM

LIQUID SENSOR ALMS
L 1:FUEL ALARM
L 2:FUEL ALARM
L 3:FUEL ALARM
L 4:FUEL ALARM
L 5:FUEL ALARM
L 1:SENSOR OUT ALARM
L 2:SENSOR OUT ALARM
L 3:SENSOR OUT ALARM
L 4:SENSOR OUT ALARM
L 5:SENSOR OUT ALARM

R 2:DIESEL SHUTDOWN
TYPE:
STANDARD
NORMALLY CLOSED

IN-TANK ALARMS
T 2:HIGH WATER ALARM
T 2:LOW PRODUCT ALARM

LIQUID SENSOR ALMS
L 6:FUEL ALARM
L 7:FUEL ALARM
L 8:FUEL ALARM
L 9:FUEL ALARM
L 6:SENSOR OUT ALARM
L 7:SENSOR OUT ALARM
L 8:SENSOR OUT ALARM
L 9:SENSOR OUT ALARM

R 3:OVERFILL
TYPE:
STANDARD
NORMALLY OPEN

IN-TANK ALARMS
ALL:OVERFILL ALARM
ALL:HIGH PRODUCT ALARM
ALL:MAX PRODUCT ALARM

RECONCILIATION SETUP

AUTOMATIC DAILY CLOSING
TIME: 2:00 AM

PERIODIC RECONCILIATION
MODE: MONTHLY

TEMP COMPENSATION
STANDARD

BUS SLOT FUEL METER TANK

TANK MAP EMPTY

SOFTWARE REVISION LEVEL
VERSION 123.00
SOFTWARE: 346122-100-A
CREATED - 01.10.16.09.35

NO SOFTWARE MODULE
SYSTEM FEATURES:
PERIODIC IN-TANK TESTS
ANNUAL IN-TANK TESTS

Setup 1 of 2

SYSTEM SETUP

MAR 03, 2007 10:09 AM

SYSTEM UNITS
U.S.
SYSTEM LANGUAGE
ENGLISH
SYSTEM DATE/TIME FORMAT
MON DD YYYY HH:MM:SS AM

CITY OF POWAY
14175 LAKE POWAY RD
POWAY, CA, 92064
C031061712050O4

SHIFT TIME 1 : 6:00 AM
SHIFT TIME 2 : DISABLED
SHIFT TIME 3 : DISABLED
SHIFT TIME 4 : DISABLED

TANK PER TST NEEDED WRN
DISABLED
TANK ANN TST NEEDED WRN
DISABLED

LINE RE-ENABLE METHOD
PASS LINE TEST

LINE PER TST NEEDED WRN
DISABLED
LINE ANN TST NEEDED WRN
DISABLED

PRINT TC VOLUMES
ENABLED

TEMP COMPENSATION
VALUE (DEG F): 60.0
STICK HEIGHT OFFSET
DISABLED
DAYLIGHT SAVING TIME
ENABLED
START DATE
MAR WEEK 3 SUN
START TIME
2:00 AM
END DATE
NOV WEEK 2 SUN
END TIME
2:00 AM

COMMUNICATIONS SETUP

PORT SETTINGS:

NONE FOUND

RS-232 END OF MESSAGE
DISABLED

IN-TANK SETUP

T 1:UNLEADED	
PRODUCT CODE	1
THERMAL COEFF	.000700
TANK DIAMETER	92.00
TANK PROFILE	4 PTS
FULL VOL	6072
69.0 INCH VOL	4805
46.0 INCH VOL	3036
23.0 INCH VOL	1187
FLOAT SIZE:	4.0 IN.
WATER WARNING	1.5
HIGH WATER LIMIT	3.0
MAX OR LABEL VOL	6072
OVERFILL LIMIT	90%
	5464
HIGH PRODUCT	95%
	5768
DELIVERY LIMIT	15%
	910
LOW PRODUCT	300
LEAK ALARM LIMIT	99
SUDDEN LOSS LIMIT	99
TANK TILT	0.00
PROBE OFFSET	0.00
MANIFOLDED TANKS	
T#: NONE	
LEAK MIN PERIODIC	50%
	3036
LEAK MIN ANNUAL	50%
	3036
PERIODIC TEST TYPE	STANDARD
ANNUAL TEST FAIL	ALARM DISABLED
PERIODIC TEST FAIL	ALARM DISABLED
GROSS TEST FAIL	ALARM DISABLED
ANN TEST AVERAGING	OFF
PER TEST AVERAGING	OFF
TANK TEST NOTIFY	OFF
TNK TST SIPHON BREAK	OFF
DELIVERY DELAY	1 MIN
PUMP THRESHOLD	10.00%

T 2:DIESEL	
PRODUCT CODE	2
THERMAL COEFF	.000450
TANK DIAMETER	92.00
TANK PROFILE	4 PTS
FULL VOL	4029
69.0 INCH VOL	3241
46.0 INCH VOL	2014
23.0 INCH VOL	788
FLOAT SIZE:	4.0 IN.
WATER WARNING	1.5
HIGH WATER LIMIT	3.0
MAX OR LABEL VOL	4029
OVERFILL LIMIT	90%
	3626
HIGH PRODUCT	95%
	3827
DELIVERY LIMIT	15%
	604
LOW PRODUCT	300
LEAK ALARM LIMIT	99
SUDDEN LOSS LIMIT	99
TANK TILT	0.00
PROBE OFFSET	0.00
MANIFOLDED TANKS	
T#: NONE	
LEAK MIN PERIODIC	50%
	2014
LEAK MIN ANNUAL	50%
	2014
PERIODIC TEST TYPE	STANDARD
ANNUAL TEST FAIL	ALARM DISABLED
PERIODIC TEST FAIL	ALARM DISABLED
GROSS TEST FAIL	ALARM DISABLED
ANN TEST AVERAGING	OFF
PER TEST AVERAGING	OFF
TANK TEST NOTIFY	OFF
TNK TST SIPHON BREAK	OFF
DELIVERY DELAY	3 MIN
PUMP THRESHOLD	10.00%

ENTERED MAY 14 2008

COUNTY OF SAN DIEGO

COMPLIANCE INSPECTION REPORT

PAGE 1 OF 3 DATE 3/4/08
PERMIT # 105397
TIME START 9:00 END 4:00
BUS. CODE K24
SPECIALIST Denslow
INSPECTION CONTACT/TITLE Fred Campbell Shop Assistant
PHONE: (858) 668-4746

BUSINESS NAME City of Poway Public Works
ADDRESS 14415 Lake Poway Road
CITY/ZIP Poway, CA 92064

On the above date, an inspection of your business/facility was conducted in order to determine compliance with the California Health and Safety Code (HSC) Chapters 6.5, 6.7, 6.95; Titles 19, 22 and 23 of the California Code of Regulations (CCR); and the San Diego County Code (SDCC). The following remarks are intended to provide guidance to correct the violations noted on the attached violation report.

NOTE: Reinspection fees will be charged if additional inspections are required to determine compliance.

Y	N/A		Y	N/A	
☑	☐	Unified Program Facility Permit current and available		☑	Permit Expires on: UST 5/23/08, 2/28/09
☑	☐	Hazardous Materials Business Plan available	☐	☑	Contingency Plan available
☑	☐	Employee Training is adequate	☑	☐	Employee Training records available
☑	☐	Waste disposal records available for review	☑	☐	Waste containers kept closed
☑	☐	Emergency contacts current ☐ Updated today	☑	☐	Waste containers kept labeled
☐	☐	Chemical inventory current ☑ Updated today	☑	☐	Waste containers in good condition

Routine/Annual Tank Inspection

RECEIVED APR 01 2008

Remarks:
- The UST contractor was J.F. Keaveny. The technician was Kevin Criswell, ICC No. 5257809-UT expires 4/18/09 and Veeder Root #006-05-0436, A22473 expires 5/30/09.
- Spill buckets and line leak detectors passed.
- The gasoline ATG sump and diesel STP sump sensors were replaced during the inspection. All sensors passed with visual and audible alarms after these two sensors were replaced.
- This generator is covered by the California Joint Powers Insurance Authority from 7/1/05-7/1/08.
- Empty containers were properly labeled as empty.
- The dumpster was empty.
- Universal waste regulations were discussed.
- Battery disposal records were missing for 2008, and they were faxed to the facility during the inspection. We recommend keeping battery records in a file for review.

☑ This is an annual certification that the Hazardous Materials Business Plan (inventory, emergency contacts, emergency response plan, and employee training plan) is current and includes all the information required in the H&SC and is maintained at the site where hazardous materials are stored.

RTB
Initials of Business Representative

R. Jay Bo
Signature of Business Representative

3/4/08
Date Signed

FLT/FAC. SUPV.
Title of Business Representative

Department of Environmental Health, Hazardous Materials Division, P.O. Box 129261, San Diego, CA 92112-9261
Phone: (619) 338-2222 Fax: (619) 338-2377 1-800-253-9933 http://www.sdcounty.ca.gov/deh/hmd/index.html

FILE

SAN DIEGO COUNTY
DEPARTMENT OF ENVIRONMENTAL HEALTH - CUPA
HAZARDOUS MATERIALS DIVISION
P.O. BOX 129261, SAN DIEGO, CA 92112-9261
(619) 338-2222 FAX (619) 338-2377
1-800-253-9933

BUSINESS OWNER/OPERATOR IDENTIFICATION

I. IDENTIFICATION

FACILITY ID#	BEGINNING DATE 100	ENDING DATE 101
3700 105397	03/01/2008	02/29/2009

BUSINESS NAME (Same as FACILITY NAME or DBA – Doing Business As) 3	BUSINESS PHONE 102
City of Poway Fleet/Facilities Yard	(858) 668-4745

BUSINESS SITE ADDRESS 103: 14415 Lake Poway Road

CITY 104		ZIP CODE 105
Poway	CA	92064

DUN & BRADSTREET 106	SIC CODE (4 digit #) 107

COUNTY 108: San Diego

BUSINESS OPERATOR NAME 109	BUSINESS OPERATOR PHONE 110
City of Poway	(858) 668-4745

II. BUSINESS OWNER

OWNER NAME 111	OWNER PHONE 112
City of Poway	(858) 668-4745

OWNER MAILING ADDRESS 113: 13325 Civic Center Drive

CITY 114	STATE 115	ZIP CODE 116
Poway	CA	92064

III. ENVIRONMENTAL CONTACT

CONTACT NAME 117	CONTACT PHONE 118
Tony Bowers	(858) 668-4745

CONTACT MAILING ADDRESS 119: 14415 Lake Poway Road

CITY 120	STATE 121	ZIP CODE 122
Poway	CA	92064

IV. EMERGENCY CONTACTS

–PRIMARY–	–SECONDARY–
NAME 123: Tony Bowers	NAME 128: Fred Campbell
TITLE 124: Fleet & Facility Maint. Supervisor	TITLE 129: Shop Assistant
BUSINESS PHONE 125: (858) 668-4745	BUSINESS PHONE 130: (858) 668-4746
24-HOUR PHONE 126	24-HOUR PHONE 131
127	PAGER # 132: N/A
N/A	

ADDITIONAL LOCALLY COLLECTED INFORMATION:

E-MAIL: *	E-MAIL: *

This information is optional and will remain confidential. Complete if you want to receive periodic program updates from HMD.

ALWAYS SUBMIT A COPY OF THIS COMPLETED PAGE WITH SUBMITTAL OF ANY OTHER UNIFIED PROGRAM CONSOLIDATED FORM.

Certification: Based on my inquiry of those individuals responsible for obtaining the information, I certify under penalty of law that I have personally examined and am familiar with the information submitted and believe the information is true, accurate, and complete.

SIGNATURE OF OWNER/OPERATOR OR DESIGNATED REPRESENTATIVE	DATE 134	NAME OF DOCUMENT PREPARER 135
	2/28/08	Jeanna Emmons, Tracer ES&T
NAME OF SIGNER (print) 136: Tony Bowers	TITLE OF SIGNER 137: Fleet & Facility Maint. Supervisor	

County of San Diego

DEPARTMENT OF ENVIRONMENTAL HEALTH-HAZARDOUS MATERIALS DIVISION
P.O. BOX 129261, SAN DIEGO, CA 92112-9261
(619) 338-2222 FAX (619) 338-2377; 1-800-253-9933

UNDERGROUND STORAGE TANK MONITORING SYSTEM CERTIFICATION

Authority Cited: Chapter 6.7, Health and Safety Code; Chapter 16, Division 3, Title 23, California Code of Regulations

This form must be used to document installation, testing and servicing of monitoring equipment. A separate certification or report must be prepared for each monitoring system control panel by the technician who performs the work. A copy of this form must be provided to the tank system owner/operator. The owner/operator must submit a copy of this form to the local agency regulating UST systems within 30 days of test date.

Plan Check Number: _____ **Permit Number:** 105397

A. General Information

Facility Name: City of Poway Bldg. No.: _____

Site Address: 14415 Lake Poway Rd City: Poway Zip: 92064

Facility Contact Person: Tony Bowers Contact Phone No.: (858) 668-4737

Make/Model of Monitoring System: Veeder Root TLS 350 Date of Testing/Servicing: 3/4/08

B. Inventory of Equipment Tested/Certified: Check the appropriate boxes to indicate specific equipment installed/ inspected serviced:

Tank ID: Unleaded	**Tank ID:**
☒ In-Tank Gauging Probe. Model: 847390-107	☐ In-Tank Gauging Probe. Model:
☒ Annular Space or Vault Sensor. Model: 794390-420	☐ Annular Space or Vault Sensor. Model:
☒ Piping Sump / Trench Sensor(s). Model: 794380-208	☐ Piping Sump / Trench Sensor(s). Model:
☒ Fill Sump Sensor(s). Model: 794380-208	☐ Fill Sump Sensor(s). Model:
☒ Mechanical Line Leak Detector. Model: FX10	☐ Mechanical Line Leak Detector. Model:
☐ Electronic Line Leak Detector. Model:	☐ Electronic Line Leak Detector. Model:
☒ Tank Overfill / High-Level Sensor. Model: 847390-107	☐ Tank Overfill / High-Level Sensor. Model:
☐ Other (specify equipment type and model in Section E on Page 2).	☐ Other (specify equipment type and model in Section E on Page 2).
Tank ID: Diesel	**Tank ID:**
☒ In-Tank Gauging Probe. Model: 847390-107	☐ In-Tank Gauging Probe. Model:
☒ Annular Space or Vault Sensor. Model: 794390-420	☐ Annular Space or Vault Sensor. Model:
☒ Piping Sump / Trench Sensor(s). Model: 794380-208	☐ Piping Sump / Trench Sensor(s). Model:
☒ Fill Sump Sensor(s). Model: 794380-208	☐ Fill Sump Sensor(s). Model:
☒ Mechanical Line Leak Detector. Model: FX1DV	☐ Mechanical Line Leak Detector. Model:
☐ Electronic Line Leak Detector. Model:	☐ Electronic Line Leak Detector. Model:
☒ Tank Overfill / High-Level Sensor. Model: 847390-107	☐ Tank Overfill / High-Level Sensor. Model:
☐ Other (specify equipment type and model in Section E on Page 2).	☐ Other (specify equipment type and model in Section E on Page 2).
Dispenser ID: 1&2	**Dispenser ID:**
☒ Dispenser Containment Sensor(s). Model: 794380-208	☐ Dispenser Containment Sensor(s). Model:
☒ Shear Valve(s).	☐ Shear Valve(s).
☐ Dispenser Containment Float(s) and Chain(s).	☐ Dispenser Containment Float(s) and Chain(s).
Dispenser ID: 3&4	**Dispenser ID:**
☒ Dispenser Containment Sensor(s). Model: 794380-208	☐ Dispenser Containment Sensor(s). Model:
☒ Shear Valve(s).	☐ Shear Valve(s).
☐ Dispenser Containment Float(s) and Chain(s).	☐ Dispenser Containment Float(s) and Chain(s).
Dispenser ID:	**Dispenser ID:**
☐ Dispenser Containment Sensor(s). Model:	☐ Dispenser Containment Sensor(s). Model:
☐ Shear Valve(s).	☐ Shear Valve(s).
☐ Dispenser Containment Float(s) and Chain(s).	☐ Dispenser Containment Float(s) and Chain(s).

*If the facility contains more tanks or dispensers, copy this form. Include information for every tank and dispenser at the facility.

C. Certification - I certify that the equipment identified in this document was installed/inspected/serviced in accordance with the manufacturers' guidelines. Attached to this Certification is information (e.g. manufacturers' checklists) necessary to verify that this information is correct and a Plot Plan showing the layout of monitoring equipment. For any equipment capable of generating such reports, I have also attached a copy of the report *(check all that apply)*: ☒ System set-up ☒ Alarm history report

Technician Name (print): Kevin H. Criswell Signature: KH Criswell

Certification No.: A22473 exp 5/30/09 UT5257809 License No.: 308710

Testing Company Name: J.F. Keaveny Inc Phone No.: (619) 688-2134

Site Address: 5465 Gaines St #101 San Diego 92110 Date of Testing/Servicing: MAR 04 2008

UNDERGROUND STORAGE TANK MONITORING SYSTEM CERTIFICATION

D. Results of Testing/Servicing **Permit Number:** 105397

Software Version Installed: 122.00

Complete the following checklist:

☒ Yes	☐ No*	Is the audible alarm operational?
☒ Yes	☐ No*	Is the visual alarm operational?
☒ Yes	☐ No*	Were all sensors visually inspected, functionally tested, and confirmed operational?
☒ Yes	☐ No*	Were all sensors installed at lowest point of secondary containment and positioned so that other equipment will not interfere with their proper operation?
☐ Yes	☐ No* ☒ N/A	If alarms are relayed to a remote monitoring station, is all communications equipment (e.g. modem) operational?
☒ Yes	☐ No* ☐ N/A	For pressurized piping systems, does the turbine automatically shut down if the piping secondary containment monitoring system detects a leak, fails to operate, or is electrically disconnected? If yes: which sensors initiate positive shut-down? *(Check all that apply)* ☒ Sump/Trench Sensors; ☒ Dispenser Containment Sensors. Did you confirm positive shut-down due to leaks and sensor failure/disconnection? ☒ Yes; ☐ No.
☒ Yes	☐ No* ☐ N/A	For tank systems that utilize the monitoring system as the primary tank overfill warning device (i.e. no mechanical overfill prevention valve is installed), is the overfill warning alarm visible and audible at the tank fill point(s) and operating properly? If so, at what percent of tank capacity does the alarm trigger? 90 %
☒ Yes*	☐ No	Was any monitoring equipment replaced? If yes, identify specific sensors, probes, or other equipment replaced and list the manufacturer name and model for all replacement parts in Section E, below.
☐ Yes*	☒ No	Was liquid found inside any secondary containment systems designed as dry systems? *(Check all that apply)* ☐ Product; ☐ Water. If yes, describe causes in Section E, below.
☒ Yes	☐ No*	Was monitoring system set-up reviewed to ensure proper settings? Attach set up reports, if applicable
☒ Yes	☐ No*	Is all monitoring equipment operational per manufacturer's specifications?

*** In Section E below, describe how and when these deficiencies were or will be corrected.**

E. Comments: Gasoline ATG Sump Sensor + Diesel STP Sump sensors replaced due to failure

UNDERGROUND STORAGE TANK MONITORING SYSTEM CERTIFICATION

F. In-Tank Gauging / SIR Equipment: **Permit Number:** 105397

☒ Check this box if tank gauging is used only for inventory control

☐ Check this box if no tank gauging or SIR equipment is installed

This section must be completed if in-tank gauging equipment is used to perform leak detection monitoring.

Complete the following checklist:

☒ Yes	☐ No*	Has all input wiring been inspected for proper entry and termination, including testing for ground faults?
☒ Yes	☐ No*	Were all tank gauging probes visually inspected for damage and residue buildup?
☒ Yes	☐ No*	Was accuracy of system product level readings tested?
☒ Yes	☐ No*	Was accuracy of system water level readings tested?
☒ Yes	☐ No*	Were all probes reinstalled properly?
☒ Yes	☐ No*	Were all items on the equipment manufacturer's maintenance checklist completed?

*** In Section H below, describe how and when these deficiencies were or will be corrected.**

G. Line Leak Detectors (LLD): ☐ Check this box if LLDs are not installed.

Complete the following checklist:

☒ Yes	☐ No* ☐ N/A	For equipment start-up or annual equipment certification, was a leak simulated to verify LLD performance? *(Check all that apply)* Simulated leak rate: ☒ 3 g.p.h.; ☐ 0.1 g.p.h. ; ☐ 0.2 g.p.h.
☒ Yes	☐ No*	Were all LLDs confirmed operational and accurate within regulatory requirements?
☒ Yes	☐ No*	Was the testing apparatus properly calibrated?
☒ Yes	☐ No* ☐ N/A	For mechanical LLDs, does the LLD restrict product flow if it detects a leak?
☐ Yes	☐ No* ☒ N/A	For electronic LLDs, does the turbine automatically shut off if the LLD detects a leak?
☐ Yes	☐ No* ☒ N/A	For electronic LLDs, does the turbine automatically shut off if any portion of the monitoring system is disabled or disconnected?
☐ Yes	☐ No* ☒ N/A	For electronic LLDs, does the turbine automatically shut off if any portion of the monitoring system malfunctions or fails a test?
☐ Yes	☐ No* ☒ N/A	For electronic LLDs, have all accessible wiring connections been visually inspected?
☒ Yes	☐ No*	Were all items on the equipment manufacturer's maintenance checklist completed?

*** In Section H below, describe how and when these deficiencies were or will be corrected.**

H. Comments: See attached LLD Results

UNDERGROUND STORAGE TANK MONITORING SYSTEM CERTIFICATION
Permit Number: 105397

UST Monitoring Site Plan

Site Address: 14415 Lake Poway Rd Poway 92064

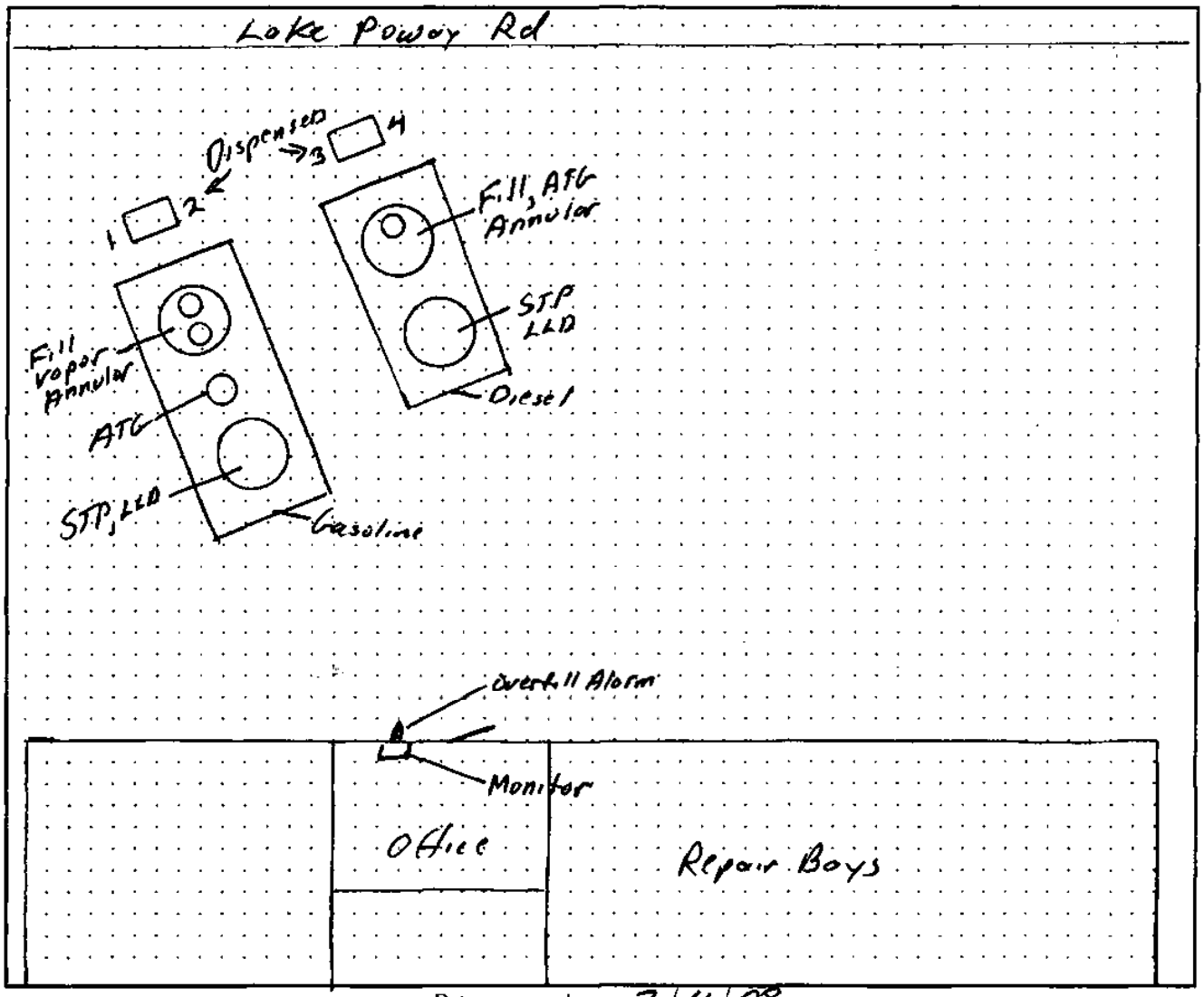

Date map was drawn: 3/4/08

Instructions

If you already have a diagram that shows all required information, you may include it, rather than this page, with your Monitoring System Certification. On your site plan, show the general layout of tanks and piping. Clearly identify locations of the following equipment, if installed: monitoring system control panels; sensors monitoring tank annular spaces, sumps, dispenser pans, spill containers, or other secondary containment areas; mechanical or electronic line leak detectors; and in-tank liquid level probes (if used for leak detection). In the space provided, note the date this Site Plan was prepared.

105397

VAPORLESS MANUFACTURING, INC.

LDT-890 Leak Detector Test Record

Contractor	Customer
JF Keaveny Inc	City of Poway

Date	Location	Product
3/4/08	14445 Lake Poway Rd	Diesel

Technician: Kevin H Criswell

Submersible Pump Identification

Manufacturer	Model No.	Serial Number
Red Jacket	P75U1 YRS2	4464

Leak Detector Identification

Manufacturer	Description	Other Style Leak Detector
Red Jacket	Diaphragm-type ____ Piston-type X	____

Tamper-proof seal installed? Yes ____ No ✓

Leak Detector in Submersible Pump

Test at Dispenser

1. Operating Pump Pressure 30 psi (Purging Test System)
2. Gallons per hour rate 3.0 (Leak Test (Phase 1)
3. Line pressure with pump shut off 25 psi (Leak Test Phase 1)
4. Bleedback Test with pump off 50 ml (Bleed-back Test)
5. Step-through time to full flow 3.5 seconds (Step-through Time)
6. Leak detector stays in leak search position. (Leak Test Phase 2) Yes X No ____

LEAK DETECTOR TEST

Note: Pass = Leak detector stays in slow-flow during GPH test
Fail = Leak detector steps through to allow full pump pressure during GPH test

Pass X

Fail ____

Form 890C (September 1 - 2001)

*Complete thermal expansion test before failing leak detector.

2001 Vaporless Manufacturing, Inc., Prescott Valley, AZ

105397

VAPORLESS MANUFACTURING, INC.

LDT-890 Leak Detector Test Record

Contractor	Customer
JF Keaveny Inc	City of Poway

Date	Location	Product
3/4/08	14415 Lake Poway Rd	Gasoline

Technician: Kevin H Crowell

Submersible Pump Identification

Manufacturer	Model No.	Serial Number
Red Jacket	P75U1 YRS2	4463

Leak Detector Identification

Manufacturer	Description	Other Style Leak Detector
Red Jacket	Diaphragm-type ____ Piston-type X	____

Tamper-proof seal installed? Yes N/A No ____

Leak Detector in Submersible Pump

Test at Dispenser

1. Operating Pump Pressure 28 psi (Purging Test System)
2. Gallons per hour rate 3.0 (Leak Test (Phase 1)
3. Line pressure with pump shut off 27 psi (Leak Test Phase 1)
4. Bleedback Test with pump off 75 ml (Bleed-back Test)
5. Step-through time to full flow 3.84 seconds (Step-through Time)
6. Leak detector stays in leak search position. (Leak Test Phase 2) Yes X No ____

LEAK DETECTOR TEST

Note: Pass = Leak detector stays in slow-flow during GPH test
Fail = Leak detector steps through to allow full pump pressure during GPH test

Pass X

Fail ____

Form 890C (September 1 - 2001)

*Complete thermal expansion test before failing leak detector.

2001 Vaporless Manufacturing, Inc., Prescott Valley, AZ

County of San Diego

105397

DEPARTMENT OF ENVIRONMENTAL HEALTH-HAZARDOUS MATERIALS DIVISION
P.O. BOX 129261, SAN DIEGO, CA 92112-9261
(619) 338-2222 FAX (619) 338-2377; 1-800-253-9933

UST SECONDARY CONTAINMENT TESTING CERTIFICATION

This form is intended for use by contractors performing initial & periodic testing of UST secondary containment systems. Use the appropriate pages of this form to report results for all components tested. The completed form, written test procedures, and printouts from tests (if applicable), must be provided to the facility owner/operator for submittal to the County of San Diego Department of Environmental Health Hazardous Materials Division UST Group.

Permit Number: 105397 **Plan Check Number:** _____

1. FACILITY INFORMATION

Facility Name: City of Poway	Date of Testing: 3/04/08	
Facility Address: 14415 Lake Poway Rd		Test Type:
Facility Contact: Tony Bowers	Phone: (858) 668-4737	☒ Annual
Date Local Agency Was Notified of Testing: 1/14/08		☐ 6 months
Name of Local Agency Inspector *(if present during testing)*: Vikki Denslow		☐ ___ onths

2. TESTING CONTRACTOR INFORMATION

Company Name: JF Keavery Inc	
Technician Conducting Test: Kevin H Criswell	
Credentials: ☒ CSLB Licensed Contractor	☐ SWRCB Licensed Tank Tester
License Type: General C10, Service Specialty	License Number: 308710

Manufacturer Training

Manufacturer	Component(s)	Date Training Expires
Veeder Root	Tank Monitors	5/30/09
Phil Tite	Cert 1047383761 Phase I EVR - Spill Buckets	3/7/09

3. SUMMARY OF TEST RESULTS

Component	Pass	Fail	Not Tested	Repairs Made	Component	Pass	Fail	Not Tested	Repairs Made
Diesel Fill Spill Bucket	☒	☐	☐	☐		☐	☐	☐	☐
Gasoline Fill Spill Bucket	☒	☐	☐	☐		☐	☐	☐	☐
	☐	☐	☐	☐		☐	☐	☐	☐
	☐	☐	☐	☐		☐	☐	☐	☐
	☐	☐	☐	☐		☐	☐	☐	☐
	☐	☐	☐	☐		☐	☐	☐	☐
	☐	☐	☐	☐		☐	☐	☐	☐
	☐	☐	☐	☐		☐	☐	☐	☐
	☐	☐	☐	☐		☐	☐	☐	☐
	☐	☐	☐	☐		☐	☐	☐	☐
	☐	☐	☐	☐		☐	☐	☐	☐
	☐	☐	☐	☐		☐	☐	☐	☐

If hydrostatic testing was performed, describe what was done with the water after completion of tests:

Placed in 5 gal Bucket, Labeled Hazwaste

CERTIFICATION OF TECHNICIAN RESPONSIBLE FOR CONDUCTING THIS TESTING

To the best of my knowledge, the facts stated in this document are accurate and in full compliance with legal requirements

Technician's Signature: K H Criswell Date: 3/4/08

105397

9. SPILL/OVERFILL CONTAINMENT BOXES

Facility is Not Equipped With Spill/Overfill Containment Boxes ☐				
Spill/Overfill Containment Boxes are Present, but were Not Tested ☐				
Test Method Developed By:	☐ Spill Bucket Manufacturer ☒ Industry Standard ☐ Professional Engineer ☐ Other *(Specify)*			
Test Method Used:	☐ Pressure ☐ Vacuum ☒ Hydrostatic ☐ Other *(Specify)*			
Test Equipment Used:		Equipment Resolution:		

	Spill Box # 1	Spill Box # 2	Spill Box #	Spill Box #
Bucket Diameter:	11"	11"		
Bucket Depth:	18"	16"		
Wait time between applying pressure/vacuum/water and starting test:	5 min	5 min		
Test Start Time:	10 40	10 40		
Initial Reading (R_I):	8½"	8½		
Test End Time:	11 40	11:40		
Final Reading (R_F):	8½"	8½		
Test Duration:	1 hr	1 hr		
Change in Reading (R_F-R_I):	0	0		
Pass/Fail Threshold or Criteria:	No Change = Pass, Any Change = Fail			
Test Result:	☒ Pass ☐ Fail	☒ Pass ☐ Fail	☐ Pass ☐ Fail	☐ Pass ☐ Fail

Comments – *(include information on repairs made prior to testing, and recommended follow-up for failed tests)*

Send Completed Form to:
County of San Diego, Department of Environmental Health, Hazardous Materials Division
UST Group
P.O. Box 129261
San Diego CA 92112-9261

Setup 1 of 2

105397

SYSTEM SETUP

MAR 4, 2008 2:04 PM

SYSTEM UNITS
U.S.
SYSTEM LANGUAGE
ENGLISH
SYSTEM DATE/TIME FORMAT
MON DD YYYY HH:MM:SS xM

CITY OF POWAY
14415 LAKE POWAY RD
POWAY, CA, 92064
C03106171205004

SHIFT TIME 1 : 6:00 AM
SHIFT TIME 2 : DISABLED
SHIFT TIME 3 : DISABLED
SHIFT TIME 4 : DISABLED

TANK PER TST NEEDED WRN
DISABLED
TANK ANN TST NEEDED WRN
DISABLED

LINE RE-ENABLE METHOD
PASS LINE TEST

LINE PER TST NEEDED WRN
DISABLED
LINE ANN TST NEEDED WRN
DISABLED

PRINT TC VOLUMES
ENABLED

TEMP COMPENSATION
VALUE (DEG F): 60.0
STICK HEIGHT OFFSET
DISABLED
DAYLIGHT SAVING TIME
ENABLED
START DATE
MAR WEEK 3 SUN
START TIME
2:00 AM
END DATE
NOV WEEK 2 SUN
END TIME
2:00 AM

COMMUNICATIONS SETUP

PORT SETTINGS:

NONE FOUND

RS-232 END OF MESSAGE
DISABLED

IN-TANK SETUP

T 1:UNLEADED
PRODUCT CODE : 1
THERMAL COEFF : .000700
TANK DIAMETER : 92.00
TANK PROFILE : 4 PTS
FULL VOL : 6072
69.0 INCH VOL : 4885
46.0 INCH VOL : 3036
23.0 INCH VOL : 1187

FLOAT SIZE: 4.0 IN.

WATER WARNING : 1.5
HIGH WATER LIMIT: 3.0

MAX OR LABEL VOL: 6072
OVERFILL LIMIT : 90%
: 5464
HIGH PRODUCT : 95%
: 5768
DELIVERY LIMIT : 15%
: 910

LOW PRODUCT : 300
LEAK ALARM LIMIT: 99
SUDDEN LOSS LIMIT: 99
TANK TILT : 0.00
PROBE OFFSET : 0.00

MANIFOLDED TANKS
T#: NONE

LEAK MIN PERIODIC: 50%
: 3036

LEAK MIN ANNUAL : 50%
: 3036

PERIODIC TEST TYPE
STANDARD

ANNUAL TEST FAIL
ALARM DISABLED

PERIODIC TEST FAIL
ALARM DISABLED

GROSS TEST FAIL
ALARM DISABLED

ANN TEST AVERAGING: OFF
PER TEST AVERAGING: OFF

TANK TEST NOTIFY: OFF

TNK TST SIPHON BREAK:OFF

DELIVERY DELAY : 3 MIN
PUMP THRESHOLD : 10.00%

T 2:DIESEL
PRODUCT CODE : 2
THERMAL COEFF : .000450
TANK DIAMETER : 92.00
TANK PROFILE : 4 PTS
FULL VOL : 4029
69.0 INCH VOL : 3241
46.0 INCH VOL : 2014
23.0 INCH VOL : 788

FLOAT SIZE: 4.0 IN.

WATER WARNING : 1.5
HIGH WATER LIMIT: 3.0

MAX OR LABEL VOL: 4029
OVERFILL LIMIT : 90%
: 3626
HIGH PRODUCT : 95%
: 3827
DELIVERY LIMIT : 15%
: 604

LOW PRODUCT : 200
LEAK ALARM LIMIT: 99
SUDDEN LOSS LIMIT: 99
TANK TILT : 0.00
PROBE OFFSET : 0.00

MANIFOLDED TANKS
T#: NONE

LEAK MIN PERIODIC: 50%
: 2014

LEAK MIN ANNUAL : 50%
: 2014

PERIODIC TEST TYPE
STANDARD

ANNUAL TEST FAIL
ALARM DISABLED

PERIODIC TEST FAIL
ALARM DISABLED

GROSS TEST FAIL
ALARM DISABLED

ANN TEST AVERAGING: OFF
PER TEST AVERAGING: OFF

TANK TEST NOTIFY: OFF

TNK TST SIPHON BREAK:OFF

DELIVERY DELAY : 3 MIN
PUMP THRESHOLD : 10.00%

105397

Set up 2 of 2

LEAK TEST METHOD

TEST ON DATE : ALL TANK
JAN 1, 1996
START TIME : DISABLED
TEST RATE :0.20 GAL/HR
DURATION : 2 HOURS.

TST EARLY STOP:DISABLED

LEAK TEST REPORT FORMAT
NORMAL

LIQUID SENSOR SETUP

L 1:87 TURBINE SUMP
TRI-STATE (SINGLE FLOAT)
CATEGORY : STP SUMP

L 2:87 ATG SUMP
TRI-STATE (SINGLE FLOAT)
CATEGORY : MONITOR WELL

L 3:87 FILL SUMP
TRI-STATE (SINGLE FLOAT)
CATEGORY : PIPING SUMP

L 4:87 ANNULAR
TRI-STATE (SINGLE FLOAT)
CATEGORY : ANNULAR SPACE

L 5:DISPENSER 1-2
TRI-STATE (SINGLE FLOAT)
CATEGORY : DISPENSER PAN

L 6:DIESEL TURBINE SUMP
TRI-STATE (SINGLE FLOAT)
CATEGORY : STP SUMP

L 7:DIESEL FILL SUMP
TRI-STATE (SINGLE FLOAT)
CATEGORY : PIPING SUMP

L 8:DIESEL ANNULAR
TRI-STATE (SINGLE FLOAT)
CATEGORY : ANNULAR SPACE

L 9:DISPENSER 3-4
TRI-STATE (SINGLE FLOAT)
CATEGORY : DISPENSER PAN

OUTPUT RELAY SETUP

R 1:UNLEADED SHUTDOWN
TYPE:
STANDARD
NORMALLY CLOSED

IN-TANK ALARMS
T 1:HIGH WATER ALARM
T 1:LOW PRODUCT ALARM

LIQUID SENSOR ALMS
L 1:FUEL ALARM
L 2:FUEL ALARM
L 3:FUEL ALARM
L 4:FUEL ALARM
L 5:FUEL ALARM
L 1:SENSOR OUT ALARM
L 2:SENSOR OUT ALARM
L 3:SENSOR OUT ALARM
L 4:SENSOR OUT ALARM
L 5:SENSOR OUT ALARM

R 2:DIESEL SHUTDOWN
TYPE:
STANDARD
NORMALLY CLOSED

IN-TANK ALARMS
T 2:HIGH WATER ALARM
T 2:LOW PRODUCT ALARM

LIQUID SENSOR ALMS
L 6:FUEL ALARM
L 7:FUEL ALARM
L 8:FUEL ALARM
L 9:FUEL ALARM
L 6:SENSOR OUT ALARM
L 7:SENSOR OUT ALARM
L 8:SENSOR OUT ALARM
L 9:SENSOR OUT ALARM

R 3:OVERFILL
TYPE:
STANDARD
NORMALLY OPEN

IN-TANK ALARMS
ALL:OVERFILL ALARM
ALL:HIGH PRODUCT ALARM
ALL:MAX PRODUCT ALARM

RECONCILIATION SETUP

AUTOMATIC DAILY CLOSING
TIME: 2:00 AM

PERIODIC RECONCILIATION
MODE: MONTHLY

TEMP COMPENSATION
STANDARD

BUS SLOT FUEL METER TANK

TANK MAP EMPTY

105397

230200
MAR 4, 2008 12:48 PM
CITY OF POWAY
14415 LAKE POWAY RD
POWAY, CA. 92064
C03106171205004
LIQUID ALARM HISTORY REPORT

SENSOR	LOCATION		
1	87 TURBINE SUMP		
	MAR 4, 2008	9:15 AM	FUEL ALARM
	MAR 13, 2007	10:23 AM	FUEL ALARM
	APR 26, 2006	8:07 AM	FUEL ALARM
2	87 ATG SUMP		
	MAR 4, 2008	10:50 AM	FUEL ALARM
	MAR 4, 2008	10:46 AM	SENSOR OUT ALARM
	MAR 4, 2008	9:35 AM	FUEL ALARM
3	87 FILL SUMP		
	MAR 4, 2008	9:12 AM	FUEL ALARM
	MAR 13, 2007	11:15 AM	SENSOR OUT ALARM
	MAR 13, 2007	10:25 AM	FUEL ALARM
4	87 ANNULAR		
	MAR 4, 2008	9:14 AM	FUEL ALARM
	MAR 13, 2007	12:05 PM	FUEL ALARM
	MAR 13, 2007	11:15 AM	SENSOR OUT ALARM
5	DISPENSER 1-2		
	MAR 4, 2008	9:10 AM	FUEL ALARM
	MAR 13, 2007	10:26 AM	FUEL ALARM
	MAR 22, 2006	10:04 AM	FUEL ALARM
6	DIESEL TURBINE SUMP		
	MAR 4, 2008	11:22 AM	SENSOR OUT ALARM
	MAR 4, 2008	11:21 AM	SENSOR OUT ALARM
	MAR 4, 2008	11:16 AM	SENSOR OUT ALARM
7	DIESEL FILL SUMP		
	MAR 4, 2008	9:19 AM	FUEL ALARM
	MAR 13, 2007	10:40 AM	FUEL ALARM
	MAR 13, 2007	10:39 AM	FUEL ALARM
8	DIESEL ANNULAR		
	MAR 4, 2008	9:20 AM	FUEL ALARM
	MAR 13, 2007	10:43 AM	FUEL ALARM
	APR 4, 2006	3:03 PM	FUEL ALARM
9	DISPENSER 3-4		
	MAR 4, 2008	9:21 AM	FUEL ALARM
	MAR 13, 2007	10:41 AM	FUEL ALARM
	MAR 22, 2006	10:01 AM	FUEL ALARM

T20600
MAR 4, 2008 12:46 PM
CITY OF POWAY
14415 LAKE POWAY RD
POWAY, CA. 92064
C03106171205004

TANK ALARM HISTORY

TANK 1 UNLEADED		
HIGH WATER ALARM	FEB 5, 2003	3:25 PM
OVERFILL ALARM	MAR 4, 2008	9:31 AM
	JAN 18, 2008	8:51 AM
	MAR 13, 2007	10:52 AM
HIGH PRODUCT ALARM	JAN 28, 2003	2:20 PM
PROBE OUT	MAR 4, 2008	9:31 AM
	MAR 4, 2008	9:29 AM
	MAR 13, 2007	10:52 AM
HIGH WATER WARNING	FEB 5, 2003	3:25 PM
	JAN 28, 2003	2:25 PM
DELIVERY NEEDED	MAR 29, 2004	11:03 AM
	AUG 5, 2003	12:44 PM
	FEB 5, 2003	3:22 PM
MAX PRODUCT ALARM	JAN 28, 2003	2:20 PM
LOW TEMP WARNING	MAR 4, 2008	9:32 AM
	NOV 25, 2003	8:48 AM
TANK 2 DIESEL		
OVERFILL ALARM	MAR 4, 2008	9:26 AM
	MAR 13, 2007	10:56 AM
	MAR 22, 2006	10:27 AM
LOW PRODUCT ALARM	MAR 4, 2008	9:25 AM
	FEB 5, 2003	3:22 PM
HIGH PRODUCT ALARM	JAN 28, 2003	2:15 PM
INVALID FUEL LEVEL	FEB 5, 2003	3:22 PM
PROBE OUT	MAR 4, 2008	9:27 AM
	MAR 4, 2008	9:24 AM
	MAR 13, 2007	10:57 AM
DELIVERY NEEDED	MAR 4, 2008	9:25 AM
	MAR 13, 2007	10:55 AM
	MAR 29, 2004	10:35 AM
LOW TEMP WARNING	MAR 29, 2004	10:42 AM

SAN DIEGO COUNTY
DEPARTMENT OF ENVIRONMENTAL HEALTH-CUPA
HAZARDOUS MATERIALS DIVISION
P.O. Box 129261, San Diego, CA 92112-9261
1-800-253-9933 (619) 338-2222 Fax (619) 338-2377

HAZARDOUS MATERIALS BUSINESS PLAN CERTIFICATION

The California Health & Safety Code (H&SC), Division 20, Chapter 6.95, Section 25505 provides for the following:

The San Diego County, Department of Environmental Health, Hazardous Materials Division (HMD), as the administering agency, requires a business that handles hazardous materials to submit the hazardous materials inventory, a list of emergency contacts, and a site plan, **in lieu of a complete Hazardous Materials Business Plan (HMBP)**, only after the initial submittal of a complete HMBP. The business must certify that a complete HMBP has been prepared and is maintained at the site where the hazardous materials are stored. A complete HMBP includes the items to be submitted to the HMD and an Emergency Response Plan and Employee Training Plan, as established in H&SC Section 25504. The business must also annually certify that the HMBP is current and maintained on site. See Back for instructions and further clarification.

I. IDENTIFICATION

FACILITY ID# 3 7 0 0 0 / 0 5 3 9 7

BUSINESS NAME (Same as FACILITY NAME or DBA - Doing Business As) 3
City of Poway Fleet/Facilities

BUSINESS SITE ADDRESS 103
14415 Lake Poway Road

CITY 104: Poway | CA | ZIP CODE 105: 92064

II. CERTIFICATION STATEMENT

☐ **CARCINOGEN/REPRODUCTIVE TOXIN ANNUAL RENEWAL WITHOUT CHANGES: This is an annual renewal to certify that the list of carcinogens and/or reproductive toxins last provided is a current list as specified in the San Diego County Code of Regulatory Ordinances Section 68.1113.**

Check only one of the following boxes:

☐ **INITIAL CERTIFICATION: This is to certify (H&SC Section 25505(e)(1)) that a complete HMBP, which includes the hazardous materials inventory, a list of emergency contacts, a site plan, emergency response plan, and employee training plan, has been prepared and is maintained at the site where the hazardous materials are stored.**

☐ **ANNUAL CERTIFICATION WITHOUT CHANGES: This is an annual certification (H&SC Section 25505(d)&(e)(2)) that the HMBP, which includes the hazardous materials inventory, a list of emergency contacts, a site plan, emergency response plan, and employee training plan, is current and includes all the information required in H&SC Section 25504, and 25509, and is maintained at the site where the hazardous materials are stored.**

☒ **CERTIFICATION OF CHANGES/REVISIONS: This is to certify that the HMBP has been reviewed (H&SC Section 25505(c) & 25510) and all necessary changes/revisions have been made. The HMBP is current and is maintained at the site where the hazardous materials are stored. Attached are changes to the hazardous materials inventory and/or list of emergency contacts. For site map revisions, submit only the pages that have a change or revision and attach to this certification. This submittal satisfies annual certification requirements specified in H&SC Section 25505(d)&(e)(2).**

As an Authorized Representative, I certify under the penalty of law, that I have personally examined and am familiar with the information submitted and believe the information is true, accurate, and complete. By checking any of the boxes above I also certify that : a) The information contained in the hazardous materials inventory most recently submitted to the CUPA or Administrative Agency is complete, accurate, and up to date; b) There has been no change in the quantity of hazardous materials reported in the most recently submitted inventory; and c) All hazardous materials subject to inventory requirements are listed on the most recently submitted inventory.

SIGNATURE OF OWNER/OPERATOR OR DESIGNATED REPRESENTATIVE	DATE
[signature]	2/27/08
NAME OF SIGNER (print)	TITLE OF SIGNER
Tony Bowers	Fleet & Facility Maintenance Supervisor

OFFICE USE

INSTRUCTIONS TO CLERICAL STAFF FOR HMBP ACCEPTANCE

☑ Site Map	3/4/08
☑ *Emergency Contacts	3/4/08
☑ *Chemical Inventory	3/4/08

***Note**: Indicate the date that the inventory and/or ER contact information in the KIVA database was reviewed and changes were submitted for processing. If the inventory and ER contact information are exactly the same as it is recorded in KIVA, no changes need to be submitted.

Hazardous Materials Business Plan acceptance date will be changed to the acceptance date on new site map. A letter will be mailed to business after processing of site map updates.

HIRT SITE ☐** FIRE DIST. ____

Specialist's Signature: (only required for new plans or for changes to site maps, chemical inventory and/or emergency contacts) [signature]

REMARKS: ____

** If HIRT box is checked, follow HIRT policy to indicate on the inventory forms which hazardous materials make this a HIRT site.

FILE

SAN DIEGO COUNTY
DEPARTMENT OF ENVIRONMENTAL HEALTH - CUPA
HAZARDOUS MATERIALS DIVISION
P.O. BOX 129261, SAN DIEGO, CA 92112-9261
(619) 338-2222 FAX (619) 338-2377
1-800-253-9933

RECEIVED
FEB 28 2008
ENVIRONMENTAL HEALTH

BUSINESS ACTIVITIES

I. FACILITY IDENTIFICATION

FACILITY ID # 3 7 0 0 0 1 0 5 3 9 7 — EPA ID # (Hazardous Waste Only) 2

BUSINESS NAME (Same as Facility Name of DBA-Doing Business As) 3

City of Poway Fleet/Facilities Yard

II. ACTIVITIES DECLARATION

NOTE: If you check YES to any part of this list, please submit the Business Owner/Operator Identification page (OES Form 2730).

Does your facility...	If Yes, please complete these pages of the UPCF....	
A. HAZARDOUS MATERIALS Have on site (for any purpose) hazardous materials at or above 55 gallons for liquids, 500 pounds for solids, or 200 cubic feet for compressed gases (include liquids in ASTs and USTs); or the applicable Federal threshold quantity for an extremely hazardous substance specified in 40 CFR Part 355, Appendix A or B; or handle radiological materials in quantities for which an emergency plan is required pursuant to 10 CFR Parts 30, 40 or 70?	☒ YES ☐ NO 4	HAZARDOUS MATERIALS INVENTORY – CHEMICAL DESCRIPTION (OES 2731)
B. UNDERGROUND STORAGE TANKS (USTs) • Own or operate underground storage tanks?	☒ YES ☐ NO 5	UST FACILITY (Formerly SWRCB Form A) UST TANK (one page per tank) (Formerly Form B)
• Intend to upgrade existing or install new USTs?	☐ YES ☒ NO 6	UST FACILITY UST TANK (one per tank) UST INSTALLATION - CERTIFICATE OF COMPLIANCE (one page per tank) (Formerly Form C)
• Need to report closing a UST?	☐ YES ☒ NO 7	UST TANK (closure portion –one page per tank)
C. ABOVE GROUND PETROLEUM STORAGE TANKS (ASTs) Own or operate ASTs above these thresholds: —any tank capacity is greater than 660 gallons, or —the total capacity for the facility is greater than 1,320 gallons?	☐ YES ☒ NO 8	NO FORM REQUIRED TO CUPAs
D. HAZARDOUS WASTE • Generate hazardous waste?	☒ YES ☐ NO 9	EPA ID NUMBER – provide at the top of this page
• Recycle more than 100 kg/month of excluded or exempted recyclable materials (per HSC 25143.2)?	☐ YES ☒ NO 10	RECYCLABLE MATERIALS REPORT (one per recycler)
• Treat hazardous waste on site?	☐ YES ☒ NO 11	ONSITE HAZARDOUS WASTE TREATMENT – FACILITY (Formerly DTSC Forms 1772) ONSITE HAZARDOUS WASTE TREATMENT – UNIT (one page per unit) (Formerly DTSC Forms 1772 A, B, C, D and L)
• Treatment subject to financial assurance requirements (for Permit by Rule and Conditional Authorization)?	☐ YES ☒ NO 12	CERTIFICATION OF FINANCIAL ASSURANCE (Formerly DTSC Form 1232)
• Consolidate hazardous waste generated at a remote site?	☐ YES ☒ NO 13	REMOTE WASTE / CONSOLIDATION SITE ANNUAL NOTIFICATION (Formerly DTSC Form 1196)
• Need to report the closure/removal of a tank that was classified as hazardous waste and cleaned onsite?	☐ YES ☒ NO 14	HAZARDOUS WASTE TANK CLOSURE CERTIFICATION (Formerly DTSC Form 1249)

E. LOCAL REQUIREMENTS 15

- MEDICAL WASTE
  - Generate <200 lbs/month of Medical/Biohazardous Waste? ☐ YES ☒ NO
  - Generate ≥200 lbs/month of Medical/Biohazardous Waste? ☐ YES ☒ NO
  - Generate ≥200 lbs/month of Medical/Biohazardous Waste and treat any amount of medical waste ☐ YES ☒ NO
- Handle Toxic gases with threshold limit concentration (TLV) ≤ 10 ppm in any quantity? ☐ YES ☒ NO

SAN DIEGO COUNTY
DEPARTMENT OF ENVIRONMENTAL HEALTH - CUPA
HAZARDOUS MATERIALS DIVISION
P.O. BOX 129261, SAN DIEGO, CA 92112-9261
(619) 338-2222 FAX (619) 338-2377
1-800-253-9933

BUSINESS OWNER/OPERATOR IDENTIFICATION

I. IDENTIFICATION

FACILITY ID#	BEGINNING DATE 100	ENDING DATE 101
37 000 105397	03/01/2008	02/29/2009

BUSINESS NAME (Same as FACILITY NAME or DBA – Doing Business As) 3	BUSINESS PHONE 102
City of Poway Fleet/Facilities Yard	(858) 668-4745

BUSINESS SITE ADDRESS 103		
14415 Lake Poway Road		
CITY 104		ZIP CODE 105
Poway	CA	92064
DUN & BRADSTREET 106		SIC CODE (4 digit #) 107
COUNTY 108		
San Diego		
BUSINESS OPERATOR NAME 109		BUSINESS OPERATOR PHONE 110
City of Poway		(858) 668-4745

II. BUSINESS OWNER

OWNER NAME 111	OWNER PHONE 112
City of Poway	(858) 668-4745
OWNER MAILING ADDRESS 113	
13325 Civic Center Drive	

CITY 114	STATE 115	ZIP CODE 116
Poway	CA	92064

III. ENVIRONMENTAL CONTACT

CONTACT NAME 117	CONTACT PHONE 118
Tony Bowers	(858) 668-4745
CONTACT MAILING ADDRESS 119	
14415 Lake Poway Road	

CITY 120	STATE 121	ZIP CODE 122
Poway	CA	92064

IV. EMERGENCY CONTACTS

–PRIMARY–	–SECONDARY–
NAME 123: Tony Bowers	NAME 128: Fred Campbell
TITLE 124: Fleet & Facility Maint. Supervisor	TITLE 129: Shop Assistant
BUSINESS PHONE 125: (858) 668-4745	BUSINESS PHONE 130: (858) 668-4746
24-HOUR PHONE 126:	24-HOUR PHONE 131:
PAGER # 127: N/A	PAGER # 132: N/A
ADDITIONAL LOCALLY COLLECTED INFORMATION:	
E-MAIL: *	E-MAIL: *

*This information is optional and will remain confidential. Complete if you want to receive periodic program updates from HMD.

ALWAYS SUBMIT A COPY OF THIS COMPLETED PAGE WITH SUBMITTAL OF ANY OTHER UNIFIED PROGRAM CONSOLIDATED FORM.

Certification: Based on my inquiry of those individuals responsible for obtaining the information, I certify under penalty of law that I have personally examined and am familiar with the information submitted and believe the information is true, accurate, and complete.

SIGNATURE OF OWNER/OPERATOR OR DESIGNATED REPRESENTATIVE	DATE 134	NAME OF DOCUMENT PREPARER 135
[signature]	2/27/08	Jeanna Emmons, Tracer ES&T
NAME OF SIGNER (print) 136: Tony Bowers	TITLE OF SIGNER 137: Fleet & Facility Maint. Supervisor	

SAN DIEGO COUNTY
DEPARTMENT OF ENVIRONMENTAL HEALTH–CUPA
HAZARDOUS MATERIALS DIVISION
P.O. BOX 129261, SAN DIEGO, CA 92112-9261
(619) 338-2222 FAX (619) 338-2377
1-800-253-9933

UNDERGROUND STORAGE TANKS–FACILITY

TYPE OF ACTION (Check one item only) ☐ 1. NEW SITE PERMIT ☒ 3. RENEWAL PERMIT ☐ 4. AMENDED PERMIT ☐ 5.CHANGE OF INFORMATION specify change local use only ____ ☐ 6.TEMPORARY SITE CLOSURE ☐ 7. PERMANENTLY CLOSED SITE ☐ 8. TANK REMOVED 400

I. FACILITY / SITE INFORMATION

BUSINESS NAME (Same as FACILITY NAME or DBA – Doing Business As) 3
City of Poway Fleet/Facilities Yard

FACILITY ID# 37-000-/05397

LOCATION OF TANK (Address) 401
14415 Lake Poway Road

BUSINESS TYPE ☒ 1. GAS STATION ☐ 2. DISTRIBUTOR ☐ 3. FARM ☐ 4. PROCESSOR ☐ 5. COMMERCIAL ☐ 6. OTHER 403

FACILITY OWNER TYPE ☐ 1. CORPORATION ☐ 2. INDIVIDUAL ☐ 3. PARTNERSHIP ☒ 4. LOCAL AGENCY/DISTRICT* ☐ 5. COUNTY AGENCY* ☐ 6. STATE AGENCY* ☐ 7. FEDERAL AGENCY* 402

TOTAL NUMBER OF TANKS REMAINING AT SITE
2 404

Is facility on Indian Reservation or trustlands?
☐ Yes ☒ No 405

*If owner of UST is a public agency: name of supervisor of division, section or office which operates the UST (This is the contact person for the tank records.)
Fleet/Facilities Maint. Supervisor 406

II. PROPERTY OWNER INFORMATION

PROPERTY OWNER NAME 407
City of Poway

PHONE 408
(858) 668-4745

MAILING OR STREET ADDRESS 409
13325 Civic Center Drive

CITY 410
Poway

STATE 411
CA

ZIP CODE 412
92064

PROPERTY OWNER TYPE ☒ 1. CORPORATION ☐ 2. INDIVIDUAL ☐ 3. PARTNERSHIP ☒ 4. LOCAL AGENCY / DISTRICT ☐ 5. COUNTY AGENCY ☐ 6. STATE AGENCY ☐ 7. FEDERAL AGENCY 413

III. TANK OWNER INFORMATION

TANK OWNER NAME 414
Tony Bowers

PHONE 415
(858) 668-4745 X00

MAILING OR STREET ADDRESS 416
14415 Lake Poway Road

CITY 417
Poway

STATE 418
CA

ZIP CODE 419
92064

TANK OWNER TYPE ☐ 1. CORPORATION ☐ 2. INDIVIDUAL ☒ 4. LOCAL AGENCY / DISTRICT ☐ 6. STATE AGENCY ☐ 3. PARTNERSHIP ☐ 5. COUNTY AGENCY ☐ 7. FEDERAL AGENCY 420

IV. BOARD OF EQUALIZATION UST STORAGE FEE ACCOUNT NUMBER

TY (TK) HQ 44- _____ Call (916) 322-9669 if questions arise 421

V. PETROLEUM UST FINANCIAL RESPONSIBILITY

INDICATE METHOD(s) ☐ 1. SELF-INSURED ☐ 2. GUARANTEE ☐ 3. INSURANCE ☐ 4. SURETY BOND ☐ 5. LETTER OF CREDIT ☐ 6. EXEMPTION ☐ 7. STATE FUND ☐ 8. STATE FUND & CFO LETTER ☐ 9. STATE FUND & CD ☒ 10. LOCAL GOVT MECHANISM ☐ 99. OTHER: 422

VI. LEGAL NOTIFICATION AND MAILING ADDRESS

Check one box to indicate which address should be used for legal notifications and mailing. Legal notifications and mailings will be sent to the tank owner unless box 1 or 2 is checked. ☒ 1. FACILITY ☐ 2. PROPERTY OWNER ☐ 3. TANK OWNER 423

VII. APPLICANT SIGNATURE

Certification – I certify that the information provided herein is true and accurate to the best of my knowledge.

SIGNATURE OF APPLICANT
R Tony Bowers

DATE 424
2/27/08

PHONE 425
(858) 668-4745

NAME OF APPLICANT (print) 426
Tony Bowers

TITLE OF APPLICANT 427
Fleet/Facilities Maint. Supervisor

STATE UST FACILITY NUMBER (For local use only) 428

1998 UPGRADE CERTIFICATE NUMBER (For local use only) 429

SAN DIEGO COUNTY
DEPARTMENT OF ENVIRONMENTAL HEALTH - CUPA
HAZARDOUS MATERIALS DIVISION
P.O. BOX 129261, SAN DIEGO, CA 92112-9261
(619) 338-2222 FAX (619) 338-2377
1-800-253-9933

105397

UNDERGROUND STORAGE TANKS – TANK PAGE 1

TANKS (two pages per tank)

TYPE OF ACTION (Check one item only) ☐ 1. NEW SITE PERMIT ☐ 4. AMENDED PERMIT ☐ 5. CHANGE OF INFORMATION ☐ 6. TEMPORARY SITE CLOSURE ☐ 7 PERMANENTLY CLOSED ON SITE ☒ 3 RENEWAL PERMIT (Specify reason – for local use only) _____ (Specify reason – for local use only) _____ ☐ 8 TANK REMOVED 430

BUSINESS NAME (Same as FACILITY NAME or DBA – Doing Business As) 3	FACILITY ID:													
City of Poway - Fleet/Facilities Maint.		3	7		0	0	0		0	4	1	2	2	A

LOCATION WITHIN SITE (Optional) 431
Commercial

I. TANK DESCRIPTION (A scaled plot plan with the location of the UST system including buildings and landmarks shall be submitted to the local agency.)

TANK ID # 432	TANK MANUFACTURER 433	COMPARTMENTALIZED TANK ☐ Yes ☒ No 434
Diesel	Joor	If "Yes", complete one page for each compartment.
DATE INSTALLED (YEAR/MO) 435	TANK CAPACITY IN GALLONS 436	NUMBER OF COMPARTMENTS 437
1987	4000	1

ADDITIONAL DESCRIPTION (For local use only) 438

II. TANK CONTENTS

TANK USE 439
☒ 1. MOTOR VEHICLE FUEL (If marked complete Petroleum Type)
☐ 2. NON-FUEL PETROLEUM
☐ 3. CHEMICAL PRODUCT
☐ 4. HAZARDOUS WASTE (Includes Used Oil)
☐ 95. UNKNOWN

PETROLEUM TYPE 440
☐ 1a. REGULAR UNLEADED ☐ 2. LEADED ☐ 5. JET FUEL
☐ 1b. PREMIUM UNLEADED ☒ 3. DIESEL ☐ 6. AVIATION FUEL
☐ 1c. MIDGRADE UNLEADED ☐ 4. GASOHOL ☐ 99. OTHER

COMMON NAME (from Hazardous Materials Inventory page) 441	CAS# (from Hazardous Materials Inventory page) 442
Diesel	64741-44-2 60%

III. TANK CONSTRUCTION

TYPE OF TANK (Check one item only) 443
☐ 1. SINGLE WALL ☐ 3. SINGLE WALL WITH EXTERIOR MEMBRANE LINER ☐ 5. SINGLE WALL WITH INTERNAL BLADDER SYSTEM ☐ 95. UNKNOWN
☒ 2. DOUBLE WALL ☐ 4. SINGLE WALL IN VAULT ☐ 99. OTHER

TANK MATERIAL – primary tank (Check one item only) 444
☐ 1. BARE STEEL ☐ 3. FIBERGLASS / PLASTIC ☐ 5. CONCRETE ☒ 95. UNKNOWN
☐ 2. STAINLESS STEEL ☐ 4. STEEL CLAD W/FIBERGLASS REINFORCED PLASTIC (FRP) ☐ 8. FRP COMPTIBLE W/ 100% METHANOL ☐ 99. OTHER

TANK MATERIAL – secondary tank (Check one item only) 445
☐ 1. BARE STEEL ☐ 3. FIBERGLASS / PLASTIC ☐ 5. CONCRETE ☒ 95. UNKNOWN
☐ 2. STAINLESS STEEL ☐ 4. STEEL CLAD W/FIBERGLASS REINFORCED PLASTIC (FRP) ☐ 8. FRP COMPTIBLE W/ 100% METHANOL ☐ 99. OTHER
☐ 10. COATED STEEL

TANK INTERIOR LINING OR COATING (Check one item only) ☐ 1. RUBBER LINED ☐ 2 ALKYD LINING ☐ 3. EPOXY LINING ☐ 4 PHENOLIC LINING ☐ 5. GLASS LINING ☐ 6 UNLINED ☒ 95. UNKNOWN ☐ 99 OTHER 446 DATE INSTALLED 447 (For local use only)

OTHER CORROSION PROTECTION IF APPLICABLE (Check one item only) ☐ 1 MANUFACTURED CATHODIC PROTECTION ☐ 2 SACRIFICIAL ANODE ☐ 3 FIBERGLASS REINFORCED PLASTIC ☐ 4 IMPRESSED CURRENT ☒ 95 UNKNOWN ☐ 99 OTHER 448 449 (For local use only)

SPILL AND OVERFILL (Check all that apply)

	YEAR INSTALLED	TYPE (local use only)
☒ 1 SPILL CONTAINMENT	1/2003	450 1
☒ 2 DROP TUBE	1/2003	
☐ 3 STRIKER PLATE		

OVERFILL PROTECTION EQUIPMENT: YEAR INSTALLED 452
☒ 1. ALARM 1/2003 ☐ 3. FILL TUBE SHUT OFF VALVE
☐ 2. BALL FLOAT ☐ 4. EXEMPT

IV. TANK LEAK DETECTION (A description of the monitoring program shall be submitted to the local agency.)

IF SINGLE WALL TANK (Check all that apply) 453
☐ 1 VISUAL (EXPOSED PORTION ONLY)
☐ 2 AUTOMATIC TANK GAUGING (ATG)
☐ 3 CONTINUOUS ATG
☐ 4 STATISTICAL INVENTORY RECONCILIATION (SIR) BIENNIAL TANK TESTING
☐ 5 MANUAL TANK GAUGING (MTG)
☐ 6 VADOSE ZONE
☐ 7 GROUNDWATER
☐ 8 TANK TESTING
☐ 99 OTHER

IF DOUBLE WALL TANK OR TANK WITH BLADDER (Check one item only) 454
☐ 1 VISUAL (SINGLE WALL IN VAULT ONLY)
☒ 2 CONTINUOUS INTERSTITIAL MONITORING
☐ 3 MANUAL MONITORING

V. TANK CLOSURE INFORMATION / PERMANENT CLOSURE IN PLACE

ESTIMATED DATE LAST USED (YR/MO/DAY) 455	ESTIMATED QUANTITY OF SUBSTANCE REMAINING 456	TANK FILLED WITH INERT MATERIAL? 457
	gallons	☐ Yes ☐ No

SAN DIEGO COUNTY
DEPARTMENT OF ENVIRONMENTAL HEALTH - CUPA
HAZARDOUS MATERIALS DIVISION
P.O. BOX 129261, SAN DIEGO, CA 92112-9261
(619) 338-2222 FAX (619) 338-2377 1-800-253-9933

105397

UNDERGROUND STORAGE TANKS – TANK PAGE 2

VI. PIPING CONSTRUCTION (Check all that apply)

	UNDERGROUND PIPING	ABOVEGROUND PIPING
SYSTEM TYPE	☒ 1. PRESSURE ☐ 2. SUCTION ☐ 3. GRAVITY 458	☒ 1. PRESSURE ☐ 2. SUCTION ☐ 3. GRAVITY 459
CONSTRUCTION	☐ 1. SINGLE WALL ☐ 3. LINED TRENCH ☐ 99. OTHER 460	☐ 1. SINGLE WALL ☐ 95. UNKNOWN 462
MANUFACTURER	☒ 2. DOUBLE WALL ☐ 95. UNKNOWN	☒ 2. DOUBLE WALL ☐ 99. OTHER
MANUFACTURER	461	463
	☐ 1. BARE STEEL ☐ 6. FRP COMPATIBLE w/100% METHANOL	☐ 1. BARE STEEL ☐ 6. FRP COMPATIBLE W/100% METHANOL
	☐ 2. STAINLESS STEEL ☐ 7. GALVANIZED STEEL ☐ Unknown	☐ 2. STAINLESS STEEL ☐ 7. GALVANIZED STEEL
	☐ 3. PLASTIC COMPATIBLE W/ CONTENTS ☐ 99. Other	☐ 3. PLASTIC COMPATIBLE W/ CONTENTS ☐ 8. FLEXIBLE (HDPE) ☐ 99. OTHER
	☒ 4. FIBERGLASS ☐ 8. FLEXIBLE (HDPE)	☒ 4. FIBERGLASS ☐ 9. CATHODIC PROTECTION
	☐ 5. STEEL W/COATING ☐ 9. CATHODIC PROTECTION 464	☐ 5. STEEL W/COATING ☐ 95. UNKNOWN 465

VII. PIPING LEAK DETECTION (Check all that apply) (A description of the monitoring program shall be submitted to the local agency.)

UNDERGROUND PIPING	ABOVEGROUND PIPING
SINGLE WALL PIPING 466	**SINGLE WALL PIPING** 467
PRESSURIZED PIPING (Check all that apply):	PRESSURIZED PIPING (Check all that apply):
☐ 1. ELECTRONIC LINE LEAK DETECTOR 3.0 GPH TEST WITH AUTO PUMP SHUT OFF FOR LEAK, SYSTEM FAILURE, AND SYSTEM DISCONNECTION + AUDIBLE AND VISUAL ALARMS.	☐ 1. ELECTRONIC LINE LEAK DETECTOR 3.0 GPH TEST WITH AUTO PUMP SHUT OFF FOR LEAK, SYSTEM FAILURE, AND SYSTEM DISCONNECTION + AUDIBLE AND VISUAL ALARMS.
☐ 2. MONTHLY 0.2 GPH TEST	☐ 2. MONTHLY 0.2 GPH TEST
☐ 3. ANNUAL INTEGRITY TEST (0.1GPH)	☐ 3. ANNUAL INTEGRITY TEST (0.1GPH)
	☐ 4. DAILY VISUAL CHECK
CONVENTIONAL SUCTION SYSTEMS	CONVENTIONAL SUCTION SYSTEMS (Check all that apply)
☐ 5. DAILY VISUAL MONITORING OF PUMPING SYSTEM + TRIENNIAL PIPING INTEGRITY TEST (0.1 GPH)	☐ 5. DAILY VISUAL MONITORING OF PIPING AND PUMPING SYSTEM
SAFE SUCTION SYSTEMS (NO VALVES IN BELOW GROUNDPIPING):	☐ 6. TRIENNIAL INTEGRITY TEST (0.1 GPH)
☐ 7. SELF MONITORING	SAFE SUCTION SYSTEMS (NO VALVES IN BELOW GROUND PIPING):
GRAVITY FLOW	☐ 7. SELF MONITORING
☐ 9. BIENNIAL INTEGRITY TEST (0.1 GPH)	GRAVITY FLOW (Check all that apply):
	☐ 8. DAILY VISUAL MONITORING
	☐ 9. BIENNIAL INTEGRITY TEST (0.1 GPH)
SECONDARILY CONTAINED PIPING	**SECONDARILY CONTAINED PIPING**
PRESSURIZED PIPING (Check all that apply):	PRESSURIZED PIPING (Check all that apply):
10. CONTINUOUS TURBINE SUMP SENSOR WITH AUDIBLE AND VISUAL ALARMS AND (Check one)	10. CONTINUOUS TURBINE SUMP SENSOR WITH AUDIBLE AND VISUAL ALARMS AND (Check one)
☐ a. AUTO PUMP SHUT OFF WHEN A LEAK OCCURS	☐ a. AUTO PUMP SHUT OFF WHEN A LEAK OCCURS
☒ b. AUTO PUMP SHUT OFF FOR LEAKS, SYSTEM FAILURE AND SYSTEM DISCONNECTION	☒ b. AUTO PUMP SHUT OFF FOR LEAKS, SYSTEM FAILURE AND SYSTEM DISCONNECTION
☐ c. NO AUTO PUMP SHUT OFF	☐ c. NO AUTO PUMP SHUT OFF
☒ 11. AUTOMATIC LINE LEAK DETECTOR (3.0 GPH TEST) WITH FLOW SHUT OFF OR RESTRICTION	☒ 11. AUTOMATIC LEAK DETECTOR
☒ 12. ANNUAL INTEGRITY TEST (0.1 GPH)	☒ 12. ANNUAL INTEGRITY TEST (0.1 GPH)
SUCTION/GRAVITY SYSTEM	SUCTION/GRAVITY SYSTEM
☒ 13. CONTINUOUS SUMP SENSOR + AUDIBLE AND VISUAL ALARMS	☒ 13. CONTINUOUS SUMP SENSOR + AUDIBLE AND VISUAL ALARMS
EMERGENCY GENERATORS ONLY (Check all that apply)	**EMERGENCY GENERATORS ONLY** (Check all that apply)
☐ 14. CONTINUOUS SUMP SENSOR WITHOUT AUTO PUMP SHUT OFF AUDIBLE AND VISUAL ALARMS	☐ 14. CONTINUOUS SUMP SENSOR WITHOUT AUTO PUMP SHUT OFF * AUDIBLE AND VISUAL ALARMS
☐ 15. AUTOMATIC LINE LEAK DETECTOR (3.0 GPH TEST) WITHOUT FLOW SHUT OFF OR RESTRICTION	☐ 15. AUTOMATIC LINE LEAK DETECTOR (3.0 GPH TEST)
☐ 16. ANNUAL INTEGRITY TEST (0.1 GPH)	☐ 16. ANNUAL INTEGRITY TEST (0.1 GPH)
☐ 17. DAILY VISUAL CHECK	☐ 17. DAILY VISUAL CHECK

VIII. DISPENSER CONTAINMENT

DISPENSER CONTAINMENT
DATE INSTALLED 468

☒ 1. FLOAT MECHANISM THAT SHUTS OFF SHEAR VALVE
☐ 2. CONTINUOUS DISPENSER PAN SENSOR + AUDIBLE AND VISUAL ALARMS
☒ 3. CONTINUOUS DISPENSER PAN SENSOR WITH AUTO SHUT OFF FOR DISPENSER + AUDIBLE AND VISUAL ALARMS
☒ 4. DAILY VISUAL CHECK
☐ 5. TRENCH LINER / MONITORING
☐ 6. NONE 469

IX. OWNER/OPERATOR SIGNATURE

I certify that the information provided herein is true and accurate to the best of my knowledge.

SIGNATURE OF OWNER/OPERATOR
DATE 2/27/08 470

NAME OF OWNER/OPERATOR (print)
Tony Bowers

TITLE OF OWNER/OPERATOR 472
Fleet/Facilities Maint. Supervisor

Permit Number (For local use only) 473 | Permit Approved (For local use only) 474 | Permit Expiration Date (For local use only) 475

SAN DIEGO COUNTY
DEPARTMENT OF ENVIRONMENTAL HEALTH - CUPA
HAZARDOUS MATERIALS DIVISION
P.O. BOX 129261, SAN DIEGO, CA 92112-9261
(619) 338-2222 FAX (619) 338-2377
1-800-253-9933

105397

UNDERGROUND STORAGE TANKS – TANK PAGE 1

TANKS (two pages per tank)

TYPE OF ACTION (Check one item only) ☐ 1. NEW SITE PERMIT ☐ 4. AMENDED PERMIT ☐ 5. CHANGE OF INFORMATION ☐ 6. TEMPORARY SITE CLOSURE ☐ 7 PERMANENTLY CLOSED ON SITE ☒ 3 RENEWAL PERMIT (Specify reason – for local use only) (Specify reason – for local use only) ☐ 8 TANK REMOVED 430

BUSINESS NAME (Same as FACILITY NAME or DBA – Doing Business As) 3: City of Poway - Fleet/Facilities Maint.

FACILITY ID: 3 7 0 0 0 0 4 1 2 2 A

LOCATION WITHIN SITE (Optional) 431: Commercial

I. TANK DESCRIPTION (A scaled plot plan with the location of the UST system including buildings and landmarks shall be submitted to the local agency.)

TANK ID # 432	TANK MANUFACTURER 433	COMPARTMENTALIZED TANK ☐ Yes ☒ No 434
Unlead	Joor	If "Yes", complete one page for each compartment.
DATE INSTALLED (YEAR/MO) 435	TANK CAPACITY IN GALLONS 436	NUMBER OF COMPARTMENTS 437
1987	6000	1

ADDITIONAL DESCRIPTION (For local use only) 438:

II. TANK CONTENTS

TANK USE 439
☒ 1. MOTOR VEHICLE FUEL (If marked complete Petroleum Type)
☐ 2. NON-FUEL PETROLEUM
☐ 3. CHEMICAL PRODUCT
☐ 4. HAZARDOUS WASTE (Includes Used Oil)
☐ 95. UNKNOWN

PETROLEUM TYPE 440
☒ 1a. REGULAR UNLEADED ☐ 2. LEADED ☐ 5. JET FUEL
☐ 1b. PREMIUM UNLEADED ☐ 3. DIESEL ☐ 6. AVIATION FUEL
☐ 1c. MIDGRADE UNLEADED ☐ 4. GASOHOL ☐ 99. OTHER

COMMON NAME (from Hazardous Materials Inventory page) 441: Unleaded Gasoline

CAS# (from Hazardous Materials Inventory page) 442: 86290-81-5

III. TANK CONSTRUCTION

TYPE OF TANK 443 (Check one item only)
☐ 1. SINGLE WALL ☐ 3. SINGLE WALL WITH EXTERIOR MEMBRANE LINER ☐ 5. SINGLE WALL WITH INTERNAL BLADDER SYSTEM ☐ 95. UNKNOWN
☒ 2. DOUBLE WALL ☐ 4. SINGLE WALL IN VAULT ☐ 99. OTHER

TANK MATERIAL – primary tank 444 (Check one item only)
☐ 1. BARE STEEL ☐ 3. FIBERGLASS / PLASTIC ☐ 5. CONCRETE ☐ 95. UNKNOWN
☒ 2. STAINLESS STEEL ☐ 4. STEEL CLAD W/FIBERGLASS REINFORCED PLASTIC (FRP) ☐ 8. FRP COMPTIBLE W/ 100% METHANOL ☐ 99. OTHER

TANK MATERIAL – secondary tank 445 (Check one item only)
☐ 1. BARE STEEL ☐ 3. FIBERGLASS / PLASTIC ☐ 5. CONCRETE ☐ 95. UNKNOWN
☒ 2. STAINLESS STEEL ☐ 4. STEEL CLAD W/FIBERGLASS REINFORCED PLASTIC (FRP) ☐ 8. FRP COMPTIBLE W/ 100% METHANOL ☐ 99. OTHER
☐ 10. COATED STEEL

TANK INTERIOR LINING OR COATING 446 (Check one item only)
☐ 1. RUBBER LINED ☐ 3. EPOXY LINING ☐ 5. GLASS LINING ☒ 95. UNKNOWN
☐ 2 ALKYD LINING ☐ 4 PHENOLIC LINING ☐ 6 UNLINED ☐ 99 OTHER

DATE INSTALLED 447 (For local use only)

OTHER CORROSION PROTECTION IF APPLICABLE 448 (Check one item only)
☐ 1 MANUFACTURED CATHODIC PROTECTION ☐ 3 FIBERGLASS REINFORCED PLASTIC ☒ 95 UNKNOWN
☐ 4 IMPRESSED CURRENT ☐ 99 OTHER
☐ 2 SACRIFICIAL ANODE

449 (For local use only)

SPILL AND OVERFILL (Check all that apply)
YEAR INSTALLED 450 / TYPE (local use only) 451
☒ 1 SPILL CONTAINMENT 1/24/2003
☒ 2 DROP TUBE 1/24/2003
☐ 3 STRIKER PLATE

OVERFILL PROTECTION EQUIPMENT: YEAR INSTALLED 452
☒ 1. ALARM 1/24/2003 ☐ 3. FILL TUBE SHUT OFF VALVE
☐ 2. BALL FLOAT ☐ 4. EXEMPT

IV. TANK LEAK DETECTION (A description of the monitoring program shall be submitted to the local agency.)

IF SINGLE WALL TANK (Check all that apply) 453
☐ 1 VISUAL (EXPOSED PORTION ONLY)
☐ 2 AUTOMATIC TANK GAUGING (ATG)
☐ 3 CONTINUOUS ATG
☐ 4 STATISTICAL INVENTORY RECONCILIATION (SIR) BIENNIAL TANK TESTING
☐ 5 MANUAL TANK GAUGING (MTG)
☐ 6 VADOSE ZONE
☐ 7 GROUNDWATER
☐ 8 TANK TESTING
☐ 99 OTHER

IF DOUBLE WALL TANK OR TANK WITH BLADDER (Check one item only) 454
☐ 1 VISUAL (SINGLE WALL IN VAULT ONLY)
☒ 2 CONTINUOUS INTERSTITIAL MONITORING
☐ 3 MANUAL MONITORING

V. TANK CLOSURE INFORMATION / PERMANENT CLOSURE IN PLACE

ESTIMATED DATE LAST USED (YR/MO/DAY) 455	ESTIMATED QUANTITY OF SUBSTANCE REMAINING 456	TANK FILLED WITH INERT MATERIAL? 457
	gallons	☐ Yes ☐ No

SAN DIEGO COUNTY
DEPARTMENT OF ENVIRONMENTAL HEALTH - CUPA
HAZARDOUS MATERIALS DIVISION
P.O. BOX 129261, SAN DIEGO, CA 92112-9261
(619) 338-2222 FAX (619) 338-2377 1-800-253-9933

105397

UNDERGROUND STORAGE TANKS – TANK PAGE 2

VI. PIPING CONSTRUCTION (Check all that apply)

	UNDERGROUND PIPING	ABOVEGROUND PIPING
SYSTEM TYPE	☒ 1. PRESSURE ☐ 2. SUCTION ☐ 3. GRAVITY 458	☒ 1. PRESSURE ☐ 2. SUCTION ☐ 3. GRAVITY 459
CONSTRUCTION	☐ 1. SINGLE WALL ☐ 3. LINED TRENCH ☐ 99. OTHER 460	☐ 1. SINGLE WALL ☐ 95. UNKNOWN 462
MANUFACTURER	☒ 2. DOUBLE WALL ☐ 95. UNKNOWN	☒ 2. DOUBLE WALL ☐ 99. OTHER
MANUFACTURER	461	MANUFACTURER 463
	☐ 1. BARE STEEL ☐ 6. FRP COMPATIBLE w/100% METHANOL	☐ 1. BARE STEEL ☐ 6. FRP COMPATIBLE W/100% METHANOL
	☐ 2. STAINLESS STEEL ☐ 7. GALVANIZED STEEL ☐ Unknown	☐ 2. STAINLESS STEEL ☐ 7. GALVANIZED STEEL
	☐ 3. PLASTIC COMPATIBLE W/ CONTENTS ☐ 99. Other	☐ 3. PLASTIC COMPATIBLE W/ CONTENTS ☐ 8. FLEXIBLE (HDPE) ☐ 99. OTHER
	☒ 4. FIBERGLASS ☐ 8. FLEXIBLE (HDPE)	☒ 4. FIBERGLASS ☐ 9. CATHODIC PROTECTION
	☐ 5. STEEL W/COATING ☐ 9. CATHODIC PROTECTION 464	☐ 5. STEEL W/COATING ☐ 95. UNKNOWN 465

VII. PIPING LEAK DETECTION (Check all that apply) (A description of the monitoring program shall be submitted to the local agency.)

UNDERGROUND PIPING	ABOVEGROUND PIPING
SINGLE WALL PIPING 466	**SINGLE WALL PIPING** 467
PRESSURIZED PIPING (Check all that apply):	PRESSURIZED PIPING (Check all that apply):
☒ 1. ELECTRONIC LINE LEAK DETECTOR 3.0 GPH TEST WITH AUTO PUMP SHUT OFF FOR LEAK, SYSTEM FAILURE, AND SYSTEM DISCONNECTION + AUDIBLE AND VISUAL ALARMS.	☐ 1. ELECTRONIC LINE LEAK DETECTOR 3.0 GPH TEST WITH AUTO PUMP SHUT OFF FOR LEAK, SYSTEM FAILURE, AND SYSTEM DISCONNECTION + AUDIBLE AND VISUAL ALARMS.
☐ 2. MONTHLY 0.2 GPH TEST	☐ 2. MONTHLY 0.2 GPH TEST
☒ 3. ANNUAL INTEGRITY TEST (0.1GPH)	☐ 3. ANNUAL INTEGRITY TEST (0.1GPH)
	☐ 4. DAILY VISUAL CHECK
CONVENTIONAL SUCTION SYSTEMS	CONVENTIONAL SUCTION SYSTEMS (Check all that apply)
☐ 5. DAILY VISUAL MONITORING OF PUMPING SYSTEM + TRIENNIAL PIPING INTEGRITY TEST (0.1 GPH)	☐ 5. DAILY VISUAL MONITORING OF PIPING AND PUMPING SYSTEM
SAFE SUCTION SYSTEMS (NO VALVES IN BELOW GROUNDPIPING):	☐ 6. TRIENNIAL INTEGRITY TEST (0.1 GPH)
☐ 7. SELF MONITORING	SAFE SUCTION SYSTEMS (NO VALVES IN BELOW GROUND PIPING):
GRAVITY FLOW	☐ 7. SELF MONITORING
☐ 9. BIENNIAL INTEGRITY TEST (0.1 GPH)	GRAVITY FLOW (Check all that apply):
	☐ 8. DAILY VISUAL MONITORING
	☐ 9. BIENNIAL INTEGRITY TEST (0.1 GPH)
SECONDARILY CONTAINED PIPING	**SECONDARILY CONTAINED PIPING**
PRESSURIZED PIPING (Check all that apply):	PRESSURIZED PIPING (Check all that apply):
10. CONTINUOUS TURBINE SUMP SENSOR WITH AUDIBLE AND VISUAL ALARMS AND (Check one)	10. CONTINUOUS TURBINE SUMP SENSOR WITH AUDIBLE AND VISUAL ALARMS AND (Check one)
☐ a. AUTO PUMP SHUT OFF WHEN A LEAK OCCURS	☐ a. AUTO PUMP SHUT OFF WHEN A LEAK OCCURS
☒ b. AUTO PUMP SHUT OFF FOR LEAKS, SYSTEM FAILURE AND SYSTEM DISCONNECTION	☒ b. AUTO PUMP SHUT OFF FOR LEAKS, SYSTEM FAILURE AND SYSTEM DISCONNECTION
☐ c. NO AUTO PUMP SHUT OFF	☐ c. NO AUTO PUMP SHUT OFF
☒ 11. AUTOMATIC LINE LEAK DETECTOR (3.0 GPH TEST) WITH FLOW SHUT OFF OR RESTRICTION	☒ 11. AUTOMATIC LEAK DETECTOR
☒ 12. ANNUAL INTEGRITY TEST (0.1 GPH)	☒ 12. ANNUAL INTEGRITY TEST (0.1 GPH)
SUCTION/GRAVITY SYSTEM	SUCTION/GRAVITY SYSTEM
☒ 13. CONTINUOUS SUMP SENSOR + AUDIBLE AND VISUAL ALARMS	☒ 13. CONTINUOUS SUMP SENSOR + AUDIBLE AND VISUAL ALARMS
EMERGENCY GENERATORS ONLY (Check all that apply)	**EMERGENCY GENERATORS ONLY** (Check all that apply)
☐ 14. CONTINUOUS SUMP SENSOR WITHOUT AUTO PUMP SHUT OFF AUDIBLE AND VISUAL ALARMS	☐ 14. CONTINUOUS SUMP SENSOR WITHOUT AUTO PUMP SHUT OFF * AUDIBLE AND VISUAL ALARMS
☐ 15. AUTOMATIC LINE LEAK DETECTOR (3.0 GPH TEST) WITHOUT FLOW SHUT OFF OR RESTRICTION	☐ 15. AUTOMATIC LINE LEAK DETECTOR (3.0 GPH TEST)
☐ 16. ANNUAL INTEGRITY TEST (0.1 GPH)	☐ 16. ANNUAL INTEGRITY TEST (0.1 GPH)
☐ 17. DAILY VISUAL CHECK	☐ 17. DAILY VISUAL CHECK

VIII. DISPENSER CONTAINMENT

DISPENSER CONTAINMENT	☒ 1. FLOAT MECHANISM THAT SHUTS OFF SHEAR VALVE	☒ 4. DAILY VISUAL CHECK
DATE INSTALLED 468	☐ 2. CONTINUOUS DISPENSER PAN SENSOR + AUDIBLE AND VISUAL ALARMS	☐ 5. TRENCH LINER / MONITORING
	☒ 3. CONTINUOUS DISPENSER PAN SENSOR WITH AUTO SHUT OFF FOR DISPENSER + AUDIBLE AND VISUAL ALARMS	☐ 6. NONE 469

IX. OWNER/OPERATOR SIGNATURE

I certify that the information provided herein is true and accurate to the best of my knowledge.

SIGNATURE OF OWNER/OPERATOR	DATE 470
	2/27/08
NAME OF OWNER/OPERATOR (print)	TITLE OF OWNER/OPERATOR 472
Tony Bowers	Fleet/Facilities Maint. Supervisor

Permit Number (For local use only) 473 | Permit Approved (For local use only) 474 | Permit Expiration Date (For local use only) 475

FILE

Denslow, Vikki T.

From: Denslow, Vikki T.
Sent: Thursday, June 05, 2008 5:22 PM
To: 'tbowers@ci.poway.ca.us'
Subject: City of Poway Public Works 105397

Hello Tony,

As I mentioned this afternoon, your Underground Storage Tank (UST) permit expired on May 23, 2008. In order to renew the permit, you'll need to submit a facility form, tank form (per tank), monitoring plan (including site plot plan), and release response plan. If you've changed Designated Operators, you'll need to submit a Designated Operator Form too.

You may obtain the forms from http://www.sdcounty.ca.gov/deh/hazmat/hmd_forms.html.

I will not be in the office tomorrow, but if you need help finding the forms on our website, you may contact Sande Pence at 858-495-5213 in the morning or the Duty Desk at 619-338-2231.

Thank you,

Vikki Denslow
County of San Diego
Department of Environmental Health
Hazardous Materials Division
858-694-3293

#105397
VDENSLOW

JENAL ENGINEERING CORP.
GENERAL ENGINEERING CONTRACTOR

RECEIVED
JUL 16 2008
ENVIRONMENTAL HEALTH

July 15, 2008

To: County of San Diego
Department of Environmental Health
P.O. Box 129261
San Diego, CA 92112-9261

Attn: SB989 Testing

Site: City of Poway
Public Works Fueling Center
14415 Lake Poway Road
Poway, CA 92064

Re: SB989 3-Year Testing

Attached is original data associated with the 3-year SB989 testing performed at the site identified above. Maintain for your records. A copy of this data has been forwarded to the operator of the site.

If you have any questions pertaining to this documentation, please contact me at (619) 697-2200.

Thank you,

Alan P. Westermeyer
Vice President - Jenal Engineering Corp.

APW:tk-070208
File: J-5031, DEH memo re SB989 Test

P.O. BOX 459 • LEMON GROVE, CA 91946 BUS. (619) 697-2200 FAX (619) 697-2400

File #105397

COUNTY OF SAN DIEGO - UNDERGROUND STORAGE TANK SECONDARY CONTAINMENT TESTING REPORT FORM

This form is intended for use by contractors performing initial & periodic testing of UST secondary containment systems. Use the appropriate pages of this form to report results for all components tested. The completed form, written test procedures, and printouts from tests (if applicable), must be provided to the facility owner/operator for submittal to the County of San Diego Department of Environmental Health Hazardous Materials Division UST Group.

Establishment Number: 104469 **Plan Check Number:** _____

1. FACILITY INFORMATION

Facility Name:	City of Poway Operations Yard		Date of Testing:	7/3/2008
Facility Address:	14415 Lake Poway Road Poway, CA 92064			**Test Type:**
Facility Contact:	Tony Bowers	Phone:	(858) 668-4745	☐ Initial
Date Local Agency Was Notified of Testing:		7/1/2008		☐ 6 month
Name of Local Agency Inspector *(if present during testing)*:		None		☒ 36 month

2. TESTING CONTRACTOR INFORMATION

Company Name:	Jenal Engineering Corporation		
Technician Conducting Test:	Keegan Slatten		
Credentials:	☒ CSLB Licensed Contractor	☐ SWRCB Licensed Tank Tester	
License Type:	A	License Number: 602806, Hazmat 4257	

Manufacturer Training

Manufacturer	Component(s)	Date Training Expires
INCON TS-STS	245803761 (Keegan Slatten)	01/10/2009
INCON TS-STS	1023433761 (Craig Nowak)	01/10/2009
INCON TS-STS	246213761 (Michael Savage)	01/10/2009

3. SUMMARY OF TEST RESULTS

Component	Pass	Fail	Not Tested	Repairs Made	Component	Pass	Fail	Not Tested	Repairs Made
(T-1) RUL – Annular	☒	☐	☐	☐	(T-1) RUL – Spill Overfill Box Fill	☒	☐	☐	☐
(T-2) Diesel – Annular	☒	☐	☐	☐	(T-1) RUL – Spill Overfill Box Vapor	☒	☐	☐	☐
(T-1) RUL – Secondary Piping	☒	☐	☐	☐	(T-2) Diesel – Spill Overfill Box Fill	☒	☐	☐	☐
(T-2) Diesel – Secondary Piping	☒	☐	☐	☐		☐	☐	☐	☐
(T-1) RUL – Vapor Secondary Piping	☒	☐	☐	☐		☐	☐	☐	☐
(T-1) RUL – Vent Secondary Piping	☒	☐	☐	☒		☐	☐	☐	☐
(T-2) Diesel – Vent Secondary Piping	☒	☐	☐	☐		☐	☐	☐	☐
(T-1) RUL – Piping Sump	☒	☐	☐	☐		☐	☐	☐	☐
(T-2) Diesel – Piping Sumpl	☒	☐	☐	☐		☐	☐	☐	☐
Dispenser #1/2	☒	☐	☐	☐		☐	☐	☐	☐
Dispenser #3/4	☒	☐	☐	☐		☐	☐	☐	☐
(T-1) RUL – Fill Sump	☒	☐	☐	☐		☐	☐	☐	☐
(T-2) Diesel – Fill Sump	☒	☐	☐	☐		☐	☐	☐	☐

If hydrostatic testing was performed, describe what was done with the water after completion of tests:

All water used in testing was drummed and left on site.

CERTIFICATION OF TECHNICIAN RESPONSIBLE FOR CONDUCTING THIS TESTING

To the best of my knowledge, the facts stated in this document are accurate and in full compliance with legal requirements

Technician's Signature: Keegan Slatten Date: July 3, 2008

#105397

4. TANK ANNULAR TESTING

Test Method Developed By:	☒ Tank Manufacturer ☒ Industry Standard ☐ Professional Engineer ☐ Other *(Specify)*			
Test Method Used:	☐ Pressure ☒ Vacuum ☐ Hydrostatic ☐ Other *(Specify)*			
Test Equipment Used: MARSH P0105 PNEUMATIC GAUGE			Equipment Resolution: +/- .05% F.S.	
	Tank #1 (Gas)	**Tank #2 (Diesel)**		
Is Tank Exempt From Testing?[1]	☐ Yes ☒ No	☐ Yes ☒ No	☐ Yes ☐ No	☐ Yes ☐ No
Tank Capacity:	**6,000 Gallons**	**4,000 Gallons**		
Tank Material:	**Steel**	**Steel**		
Tank Manufacturer:				
Product Stored:	**Gasoline**	**Gasoline**		
Wait time between applying pressure/vacuum/water and starting test:	**30 Minutes.**	**30 Minutes.**		
Test Start Time:	**8:30 am**	**8:30 am**		
Initial Reading (R_I):	**15" hg**	**15" hg**		
Test End Time:	**9:30 am**	**9:30 am**		
Final Reading (R_F):	**15" hg**	**15" hg**		
Test Duration:	**1 Hour**	**1 Hour**		
Change in Reading (R_F-R_I):	**0" hg vac**	**0" hg vac**		
Pass/Fail Threshold or Criteria:	**+/- 0.00**	**+/- 0.00**		
Test Result:	☒ **Pass** ☐ **Fail**	☒ **Pass** ☐ **Fail**		
Was sensor removed for testing?	☒ Yes ☐ No ☐ NA	☒ Yes ☐ No ☐ NA		
Was sensor properly replaced and verified functional after testing?	☒ Yes ☐ No ☐ NA	☒ Yes ☐ No ☐ NA		

Comments – *(include information on repairs made prior to testing, & recommended follow-up for failed tests)*

[1] Secondary containment systems where the continuous monitoring automatically monitors both the primary and secondary containment, such as systems that are hydrostatically monitored or under constant vacuum, are exempt from periodic containment testing. {California Code of Regulations, Title 23, Section 2637(a)(6)}

#105397

5. SECONDARY PIPE TESTING

Test Method Developed By:	☒ Piping Manufacturer	☐ Industry Standard	☐ Professional Engineer	☐ Other *(Specify)*
Test Method Used:	☒ Pressure	☐ Vacuum	☐ Hydrostatic	☐ Other *(Specify)*
Test Equipment Used: MARSH P0140 PNEUMATIC GAUGE			Equipment Resolution: +/- .05% F.S.	

	Piping Run #(T-1) RUL	Piping Run #(T-2) Dsl	RUL Vapor Line	RUL Vent Line
Piping Material:	**Fiberglass**	**Fiberglass**	**Fiberglass**	**Fiberglass**
Piping Manufacturer:	**A. O. Smith**	**A. O. Smith**	**A. O. Smith**	**A. O. Smith**
Piping Diameter:	**3" over 2"**	**3" over 2"**	**4" over 3"**	**3" over 2"**
Length of Piping Run:	**28'**	**18'**	**28'**	**29'**
Product Stored:	**Gasoline**	**Diesel**	**N/A**	**N/A**
Method and location of piping-run isolation:	**At turbine & in dispenser**	**At turbine & in dispenser**	**At turbine & in dispenser**	**At turbine sump**
Wait time between applying pressure/vacuum/water and starting test:	**15 Minutes**	**15 Minutes**	**15 Minutes**	**15 Minutes**
Test Start Time:	**8:30 am**	**8:30 am**	**10:00 am**	**10:00 am**
Initial Reading (R_I):	**5.0 psi**	**5.0 psi**	**5.0 psi**	**5.0 psi**
Test End Time:	**9:30 am**	**9:30 am**	**11:00 am**	**11:00 am**
Final Reading (R_F):	**5.0 psi**	**5.0 psi**	**5.0 psi**	**5.0 psi**
Test Duration:	**1 Hour**	**1 Hour**	**1 Hour**	**1 Hour**
Change in Reading (R_F-R_I):	**0.00**	**0.00**	**0.00**	**0.00**
Pass/Fail Threshold or Criteria:	**+/-0.00**	**+/-0.00**	**+/-0.00**	**+/-0.00**
Test Result:	☒ **Pass** ☐ **Fail**	☒ **Pass** ☐ **Fail**	☒ **Pass** ☐ **Fail**	☒ **Pass** ☐ **Fail**

Comments – *(include information on repairs made prior to testing, and recommended follow-up for failed tests)*

#105397

5. SECONDARY PIPE TESTING

Test Method Developed By:	☒ Piping Manufacturer ☐ Industry Standard ☐ Professional Engineer ☐ Other *(Specify)*			
Test Method Used:	☒ Pressure ☐ Vacuum ☐ Hydrostatic ☐ Other *(Specify)*			
Test Equipment Used: MARSH P0140 PNEUMATIC GAUGE			Equipment Resolution: +/- .05% F.S.	
	Diesel Vent Line			
Piping Material:	**Fiberglass**			
Piping Manufacturer:	**A. O. Smith**			
Piping Diameter:	**3" over 2"**			
Length of Piping Run:	**19'**			
Product Stored:	**N/A**			
Method and location of piping-run isolation:	**At turbine sump**			
Wait time between applying pressure/vacuum/water and starting test:	**15 Minutes**			
Test Start Time:	**10:00 am**			
Initial Reading (R_I):	**5.0 psi**			
Test End Time:	**11:00 am**			
Final Reading (R_F):	**5.0 psi**			
Test Duration:	**1 Hour**			
Change in Reading (R_F-R_I):	**0.00**			
Pass/Fail Threshold or Criteria:	**+/-0.00**			
Test Result:	☒ **Pass** ☐ **Fail**			

Comments – *(include information on repairs made prior to testing, and recommended follow-up for failed tests)*

#105397

6. PIPING SUMP TESTING

Test Method Developed By:	☐ Sump Manufacturer ☒ Industry Standard ☐ Professional Engineer ☐ Other *(Specify)*			
Test Method Used:	☐ Pressure ☐ Vacuum ☒ Hydrostatic ☐ Other *(Specify)*			
Test Equipment Used: INCON TS-STS		Equipment Resolution: +/- .0001		
	Sump #1 – RUL	**Sump #2 – DSL**		
Sump Diameter:	**48"**	**48"**		
Sump Depth:	**29.25"**	**28"**		
Sump Material:	**Fiberglass**	**Fiberglass**		
Height from Tank Top to Top of Highest Piping Penetration:	**10.5"**	**10"**		
Height from Tank Top to Lowest Electrical Penetration:	**6"**	**2.5"**		
Condition of sump prior to testing:	**Fair**	**Fair**		
Portion of Sump Tested[2]	**Approx. 50 %**	**Approx. 50 %**		
Does turbine shut down when sump sensor detects liquid (both product and water)?*	☒ Yes ☐ No ☐ NA	☒ Yes ☐ No ☐ NA		
Turbine shutdown response time				
Is system programmed for fail-safe shutdown?*	☒ Yes ☐ No ☐ NA	☒ Yes ☐ No ☐ NA		
Was fail-safe verified to be operational?*	☒ Yes ☐ No ☐ NA	☒ Yes ☐ No ☐ NA		
Wait time between applying pressure/vacuum/water and starting test:	**30 Minutes**	**30 Minutes**		
Test Start Time:	**9:48am 10:14am**	**9:48am 10:14am**		
Initial Reading (R_I):	**5.3877 5.3875**	**2.5737 2.5710**		
Test End Time:	**10:03am 10:29am**	**10:03am 10:29am**		
Final Reading (R_F):	**5.3875 5.3874**	**2.5734 2.5698**		
Test Duration:	**15 minutes x 2**	**15 minutes x 2**		
Change in Reading (R_F-R_I):	**-.0002 -.0001**	**-.0003 -.0012**		
Pass/Fail Threshold or Criteria:	**+/- .0020**	**+/- .0020**		
Test Result:	☒ **Pass** ☐ **Fail**	☒ **Pass** ☐ **Fail**		
Was sensor removed for testing?	☒ Yes ☐ No ☐ NA	☒ Yes ☐ No ☐ NA		
Was sensor properly replaced and verified functional after testing?	☒ Yes ☐ No ☐ NA	☒ Yes ☐ No ☐ NA		

Comments – *(include information on repairs made prior to testing, and recommended follow-up for failed tests)*

[2] If the entire depth of the sump is not tested, specify how much was tested. If the answer to any of the questions indicated with an asterisk (*) is "NO" or "NA", the entire sump must be tested. (See SWRCB LG-160)

#105397

7. UNDER-DISPENSER CONTAINMENT (UDC) TESTING

Test Method Developed By:	☒ UDC Manufacturer ☒ Industry Standard ☐ Professional Engineer ☐ Other *(Specify)*			
Test Method Used:	☐ Pressure ☐ Vacuum ☒ Hydrostatic ☐ Other *(Specify)*			
Test Equipment Used: INCON TS-STS			Equipment Resolution: +/- .0001	
	UDC #1/2	**UDC #3/4**		
UDC Manufacturer:	**Bravo**	**Bravo**		
UDC Material:	**Fiberglass**	**Fiberglass**		
UDC Depth:	**29.25"**	**29.25"**		
Height from UDC Bottom to Top of Highest Piping Penetration:	**12.5"**	**12.5"**		
Height from UDC Bottom to Lowest Electrical Penetration:	**4"**	**4"**		
Condition of UDC prior to testing:	**Good**	**Good**		
Portion of UDC Tested[3]	**Approx. 80 %**	**Approx. 80 %**		
Does turbine shut down when UDC sensor detects liquid (both product and water)?*	☒ Yes ☐ No ☐ NA	☒ Yes ☐ No ☐ NA		
Turbine shutdown response time				
Is system programmed for fail-safe shutdown?*	☒ Yes ☐ No ☐ NA	☒ Yes ☐ No ☐ NA		
Was fail-safe verified to be operational?*	☒ Yes ☐ No ☐ NA	☒ Yes ☐ No ☐ NA		
Wait time between applying pressure/vacuum/water and starting test	**30 Minutes**	**30 Minutes**		
Test Start Time:	**8:55am 9:18am**	**11:21am 11:45am**		
Initial Reading (R_I):	**1.3017 1.3015**	**5.3451 5.3439**		
Test End Time:	**9:11am 9:33am**	**11:36am 12:01am**		
Final Reading (R_F):	**1.3015 1.3015**	**5.3443 5.3431**		
Test Duration:	**15 Minutes x 2**	**15 Minutes x 2**		
Change in Reading (R_F-R_I):	**-.0002 0.0000**	**-.0008 -.0008**		
Pass/Fail Threshold or Criteria:	**+/- .0020**	**+/- .0020**		
Test Result:	☒ **Pass** ☐ **Fail**	☒ **Pass** ☐ **Fail**		
Was sensor removed for testing?	☒ Yes ☐ No ☐ NA	☒ Yes ☐ No ☐ NA		
Was sensor properly replaced and verified functional after testing?	☒ Yes ☐ No ☐ NA	☒ Yes ☐ No ☐ NA		

Comments – *(include information on repairs made prior to testing, and recommended follow-up for failed tests)*

[3] If the entire depth of the UDC is not tested, specify how much was tested. If the answer to any of the questions indicated with an asterisk (*) is "NO" or "NA", the entire UDC must be tested. (See SWRCB LG-160)

#105397

8. FILL RISER CONTAINMENT SUMP TESTING

Facility is Not Equipped With Fill Riser Containment Sumps ☐				
Fill Riser Containment Sumps are Present, but were Not Tested ☐				
Test Method Developed By:	☐ Sump Manufacturer ☒ Industry Standard ☐ Professional Engineer ☐ Other *(Specify)*			
Test Method Used:	☐ Pressure ☐ Vacuum ☒ Hydrostatic ☐ Other *(Specify)*			
Test Equipment Used: INCON TS-STS			Equipment Resolution: +/- .0001	
	Sump #1 – RUL	**Sump #2 – DSL**		
Sump Diameter:	**48"**	**48"**		
Sump Depth:	**37"**	**36"**		
Height from Tank Top to Top of Highest Piping Penetration:	**N/A**	**N/A**		
Height from Tank Top to Lowest Electrical Penetration:	**4"**	**4"**		
Condition of sump prior to testing:	**Fair**	**Fair**		
Portion of Sump Tested	**Approx. 30 %**	**Approx. 30 %**		
Sump Material:	**Fiberglass**	**Fiberglass**		
Wait time between applying pressure/vacuum/water and starting test:	**30 minutes**	**30 minutes**		
Test Start Time:	**10:59am 11:21am**	**12:08pm 12:27pm**		
Initial Reading (R_I):	**3.8653 3.8653**	**2.8854 4.1549**		
Test End Time:	**11:14am 11:36pm**	**12:23pm 12:43pm**		
Final Reading (R_F):	**3.8653 3.8652**	**2.0839 4.1547**		
Test Duration:	**15 Minutes x 2**	**15 minttes x 2**		
Change in Reading (R_F-R_I):	**0.0000 -.0001**	**-.0015 -.0002**		
Pass/Fail Threshold or Criteria:	**+/- .0020**	**+/- .0020**		
Test Result:	☒ **Pass** ☐ **Fail**	☒ **Pass** ☐ **Fail**		
Is there a sensor in the sump?	☒ Yes ☐ No ☐ NA	☒ Yes ☐ No ☐ NA		
Does the sensor alarm when either product or water is detected?	☒ Yes ☐ No ☐ NA	☒ Yes ☐ No ☐ NA		
Was sensor removed for testing?	☒ Yes ☐ No ☐ NA	☐ Yes ☐ No ☐ NA		
Was sensor properly replaced and verified functional after testing?	☒ Yes ☐ No ☐ NA	☒ Yes ☐ No ☐ NA		

Comments – *(include information on repairs made prior to testing, and recommended follow-up for failed tests)*

#105397

9. SPILL/OVERFILL CONTAINMENT BOXES

Facility is Not Equipped With Spill/Overfill Containment Boxes ☐							
Spill/Overfill Containment Boxes are Present, but were Not Tested ☒							
Test Method Developed By:	☒ Spill Bucket Manufacturer	☒ Industry Standard	☐ Professional Engineer	☐ Other *(Specify)*			
Test Method Used:	☐ Pressure	☐ Vacuum	☒ Hydrostatic	☐ Other *(Specify)*			
Test Equipment Used: INCON TS-STS				Equipment Resolution: +/- .0001			

	T-1, RUL Fill		T-1, RUL Vapor		T-2, Diesel Fill		
Bucket Diameter:	12"		12"		12"		
Bucket Depth:	15.5"		15.5"		13.5"		
Wait time between applying pressure/vacuum/water and starting test:	30 minutes		30 minutes		30 minutes		
Test Start Time:	11:45am	12:08pm	11:45am	12:08pm	10:59am	11:21am	
Initial Reading (R_I):	0.8515	0.8514	3.9450	3.9448	1.7320	1.7251	
Test End Time:	12:01pm	12:23pm	12:01pm	12:23pm	11:14am	11:36pm	
Final Reading (R_F):	0.8516	0.8514	3.9448	3.9448	1.7320	1.7251	
Test Duration:	15 minutes x 2		15 minutes x 2		15 minutes x 2		
Change in Reading (R_F-R_I):	+.0001	0.0010	-.0002	0.0000	0.0000	0.0000	
Pass/Fail Threshold or Criteria:	+/- .0020		+/- .0020		+/- .0020		
Test Result:	☒ Pass	☐ Fail	☒ Pass	☐ Fail	☒ Pass	☐ Fail	

Comments – *(include information on repairs made prior to testing, and recommended follow-up for failed tests)*

Send Completed Form to:
County of San Diego, Department of Environmental Health, Hazardous Materials Division
UST Group
P.O. Box 129261
San Diego CA 92112-9261

#105397

CITY OF POWAY

07/03/2008 8:51 AM

SUMP LEVEL REPORT

SUMP UDC1	1.302 IN
SUMP UDC2	2.800 IN

CITY OF POWAY

07/03/2008 9:11 AM

SUMP LEAK TEST REPORT

UDC1

TEST STARTED	8:55 AM
TEST STARTED	07/03/2008
BEGIN LEVEL	1.3017 IN
END TIME	9:11 AM
END DATE	07/03/2008
END LEVEL	1.3015 IN
LEAK THRESHOLD	0.002 IN
TEST RESULT	PASSED

UDC2

TEST STARTED	8:55 AM
TEST STARTED	07/03/2008
BEGIN LEVEL	2.8004 IN
END TIME	9:11 AM
END DATE	07/03/2008
END LEVEL	2.7977 IN
LEAK THRESHOLD	0.002 IN
TEST RESULT	FAILED

CITY OF POWAY

07/03/2008 9:33 AM

SUMP LEAK TEST REPORT

UDC1

TEST STARTED	9:18 AM
TEST STARTED	07/03/2008
BEGIN LEVEL	1.3015 IN
END TIME	9:33 AM
END DATE	07/03/2008
END LEVEL	1.3015 IN
LEAK THRESHOLD	0.002 IN
TEST RESULT	PASSED

UDC2

TEST STARTED	9:18 AM
TEST STARTED	07/03/2008
BEGIN LEVEL	5.3952 IN
END TIME	9:33 AM
END DATE	07/03/2008
END LEVEL	5.4133 IN
LEAK THRESHOLD	0.002 IN
TEST RESULT	INCREASED

CITY OF POWAY

07/03/2008 9:41 AM

SUMP LEVEL REPORT

SUMP 87 STP	1.302 IN
SUMP UDC2	5.379 IN
SUMP DIE STP	0.000 IN

CITY OF POWAY

07/03/2008 9:41 AM

SUMP LEVEL REPORT

SUMP 87 STP	5.398 IN
SUMP UDC2	5.378 IN
SUMP DIE STP	2.787 IN

574

CITY OF POWAY

07/03/2008 10:03 AM

SUMP LEAK TEST REPORT

87 STP

TEST STARTED	9:48 AM
TEST STARTED	07/03/2008
BEGIN LEVEL	5.3877 IN
END TIME	10:03 AM
END DATE	07/03/2008
END LEVEL	5.3879 IN
LEAK THRESHOLD	0.002 IN
TEST RESULT	PASSED

UDC2

TEST STARTED	9:48 AM
TEST STARTED	07/03/2008
BEGIN LEVEL	5.3765 IN
END TIME	10:03 AM
END DATE	07/03/2008
END LEVEL	5.3745 IN
LEAK THRESHOLD	0.002 IN
TEST RESULT	FAILED

DIE STP

TEST STARTED	9:48 AM
TEST STARTED	07/03/2008
BEGIN LEVEL	2.5737 IN
END TIME	10:03 AM
END DATE	07/03/2008
END LEVEL	2.5734 IN
LEAK THRESHOLD	0.002 IN
TEST RESULT	PASSED

CITY OF POWAY

07/03/2008 10:10 AM

SUMP LEVEL REPORT

SUMP 87 STP	5.398 IN
SUMP UDC2	5.354 IN
SUMP DIE STP	2.572 IN

CITY OF POWAY

07/03/2008 10:29 AM

SUMP LEAK TEST REPORT

87 STP

TEST STARTED	10:14 AM
TEST STARTED	07/03/2008
BEGIN LEVEL	5.3875 IN
END TIME	10:29 AM
END DATE	07/03/2008
END LEVEL	5.3874 IN
LEAK THRESHOLD	0.002 IN
TEST RESULT	PASSED

UDC2

TEST STARTED	10:14 AM
TEST STARTED	07/03/2008
BEGIN LEVEL	5.3554 IN
END TIME	10:29 AM
END DATE	07/03/2008
END LEVEL	5.3549 IN
LEAK THRESHOLD	0.002 IN
TEST RESULT	PASSED

DIE STP

TEST STARTED	10:14 AM
TEST STARTED	07/03/2008
BEGIN LEVEL	2.5710 IN
END TIME	10:29 AM
END DATE	07/03/2008
END LEVEL	2.5698 IN
LEAK THRESHOLD	0.002 IN
TEST RESULT	PASSED

07/03/2008 10:50 AM

SUMP LEVEL REPORT

SUMP 87 FS	3.865 IN
SUMP UDC2	5.351 IN
SUMP DIE FS	4.6[illegible]7 IN
SUMP DIE FB	1.732 IN

CITY OF POWAY

07/03/2008 11:14 AM

SUMP LEAK TEST REPORT

87 FS

TEST STARTED	10:59 AM
TEST STARTED	07/03/2008
BEGIN LEVEL	3.8653 IN
END TIME	11:14 AM
END DATE	07/03/2008
END LEVEL	3.8653 IN
LEAK THRESHOLD	0.002 IN
TEST RESULT	PASSED

UDC2

TEST STARTED	10:59 AM
TEST STARTED	07/03/2008
BEGIN LEVEL	5.3499 IN
END TIME	11:14 AM
END DATE	07/03/2008
END LEVEL	5.3472 IN
LEAK THRESHOLD	0.002 IN
TEST RESULT	FAILED

DIE FS

TEST STARTED	10:59 AM
TEST STARTED	07/03/2008
BEGIN LEVEL	4.6854 IN
END TIME	11:14 AM
END DATE	07/03/2008
END LEVEL	4.3830 IN
LEAK THRESHOLD	0.002 IN
TEST RESULT	FAILED

DIE FB

TEST STARTED	10:59 AM
TEST STARTED	07/03/2008
BEGIN LEVEL	1.7320 IN
END TIME	11:14 AM
END DATE	07/03/2008
END LEVEL	1.7320 IN
LEAK THRESHOLD	0.002 IN
TEST RESULT	PASSED

CITY OF POWAY

07/03/2008 11:36 AM

SUMP LEAK TEST REPORT

87 FS

TEST STARTED	11:21 AM
TEST STARTED	07/03/2008
BEGIN LEVEL	3.8653 IN
END TIME	11:36 AM
END DATE	07/03/2008
END LEVEL	3.8652 IN
LEAK THRESHOLD	0.002 IN
TEST RESULT	PASSED

UDC2

TEST STARTED	11:21 AM
TEST STARTED	07/03/2008
BEGIN LEVEL	5.3451 IN
END TIME	11:36 AM
END DATE	07/03/2008
END LEVEL	5.3443 IN
LEAK THRESHOLD	0.002 IN
TEST RESULT	PASSED

DIE FS

TEST STARTED	11:21 AM
TEST STARTED	07/03/2008
BEGIN LEVEL	4.5641 IN
END TIME	11:36 AM
END DATE	07/03/2008
END LEVEL	4.5638 IN
LEAK THRESHOLD	0.002 IN
TEST RESULT	PASSED

DIE FB

TEST STARTED	11:21 AM
TEST STARTED	07/03/2008
BEGIN LEVEL	1.7251 IN
END TIME	11:36 AM
END DATE	07/03/2008
END LEVEL	1.7251 IN
LEAK THRESHOLD	0.002 IN

CITY OF POWAY

07/03/2008 11:45 AM

SUMP LEVEL REPORT

SUMP 87 VB	3.946 IN
SUMP UDC2	5.344 IN
SUMP DIE FS	4.531 IN
SUMP 87 FB	0.851 IN

CITY OF POWAY

07/03/2008 12:01 PM

SUMP LEAK TEST REPORT

87 VB

TEST STARTED	11:45 AM
TEST STARTED	07/03/2008
BEGIN LEVEL	3.9458 IN
END TIME	12:01 PM
END DATE	07/03/2008
END LEVEL	3.9456 IN
LEAK THRESHOLD	0.002 IN
TEST RESULT	PASSED

UDC2

TEST STARTED	11:45 AM
TEST STARTED	07/03/2008
BEGIN LEVEL	5.3439 IN
END TIME	12:01 PM
END DATE	07/03/2008
END LEVEL	5.3431 IN
LEAK THRESHOLD	0.002 IN
TEST RESULT	PASSED

DIE FS

TEST STARTED	11:45 AM
TEST STARTED	07/03/2008
BEGIN LEVEL	4.5299 IN
END TIME	12:01 PM
END DATE	07/03/2008
END LEVEL	4.5130 IN
LEAK THRESHOLD	0.002 IN
TEST RESULT	FAILED

87 FB

TEST STARTED	11:45 AM
TEST STARTED	07/03/2008
BEGIN LEVEL	0.8515 IN
END TIME	12:01 PM
END DATE	07/03/2008
END LEVEL	0.8516 IN
LEAK THRESHOLD	0.002 IN
TEST RESULT	PASSED

CITY OF POWAY

07/03/2008 12:23 PM

SUMP LEAK TEST REPORT

87 VB

TEST STARTED	12:08 PM
TEST STARTED	07/03/2008
BEGIN LEVEL	3.9448 IN
END TIME	12:23 PM
END DATE	07/03/2008
END LEVEL	3.9448 IN
LEAK THRESHOLD	0.002 IN
TEST RESULT	PASSED

87 FB

TEST STARTED	12:08 PM
TEST STARTED	07/03/2008
BEGIN LEVEL	0.8514 IN
END TIME	12:23 PM
END DATE	07/03/2008
END LEVEL	0.8514 IN
LEAK THRESHOLD	0.002 IN
TEST RESULT	PASSED

DIE FS

TEST STARTED	12:08 PM
TEST STARTED	07/03/2008
BEGIN LEVEL	2.8854 IN
END TIME	12:23 PM
END DATE	07/03/2008
END LEVEL	2.8839 IN
LEAK THRESHOLD	0.002 IN
TEST RESULT	PASSED

CITY OF POWAY

07/03/2008 12:28 PM

SUMP LEVEL REPORT

SUMP DIE FS	2.865 IN
SUMP DIE FS	4.155 IN

CITY OF POWAY

07/03/2008 12:43 PM

SUMP LEAK TEST REPORT

DIE FS

TEST STARTED	12:27 PM
TEST STARTED	07/03/2008
BEGIN LEVEL	2.8652 IN
END TIME	12:43 PM
END DATE	07/03/2008
END LEVEL	2.8600 IN
LEAK THRESHOLD	0.002 IN
TEST RESULT	FAILED

DIE FS

TEST STARTED	12:27 PM
TEST STARTED	07/03/2008
BEGIN LEVEL	4.1549 IN
END TIME	12:43 PM
END DATE	07/03/2008
END LEVEL	4.1547 IN
LEAK THRESHOLD	0.002 IN
TEST RESULT	PASSED

FILE

Denslow, Vikki T.

From: Denslow, Vikki T.
Sent: Thursday, June 05, 2008 5:22 PM
To: 'tbowers@ci.poway.ca.us'
Subject: City of Poway Public Works 105397

Hello Tony,

As I mentioned this afternoon, your Underground Storage Tank (UST) permit expired on May 23, 2008. In order to renew the permit, you'll need to submit a facility form, tank form (per tank), monitoring plan (including site plot plan), and release response plan. If you've changed Designated Operators, you'll need to submit a Designated Operator Form too.

You may obtain the forms from http://www.sdcounty.ca.gov/deh/hazmat/hmd_forms.html.

I will not be in the office tomorrow, but if you need help finding the forms on our website, you may contact Sande Pence at 858-495-5213 in the morning or the Duty Desk at 619-338-2231.

Thank you,

Vikki Denslow
County of San Diego
Department of Environmental Health
Hazardous Materials Division
858-694-3293

File #105397

tracer
ENVIRONMENTAL SCIENCES & TECHNOLOGIES, INC

970 Los Vallecitos Blvd., Suite 100
San Marcos, California 92069
Office: (760) 744-9611
Fax: (760) 744-8616

www.tracer-est.com
tracer@tracer-est.com

June 12, 2008

Ms. Vikki Denslow
County of San Diego
Department of Environmental Health, Hazardous Materials Division
1255 Imperial Avenue – 3rd Floor
San Diego, CA 92101

RECEIVED
JUN 13 2008
ENVIRONMENTAL HEALTH

RE: City of Poway Underground Storage Tank Monitoring and Response Plan Forms

Dear Vikki,

Enclosed is one (1) copy of the completed Underground Storage Tank forms HM-9222-A and HM-9222-B for the City of Poway Fleet / Facilities location per your request. Tracer ES&T is submitting the forms on behalf of Mr. Tony Bowers, Fleet/Facility Supervisor for the City of Poway.

Thank you for your assistance in completing this task. If you have any questions, please feel free to call me (760-744-9611 x 118).

Sincerely,
Tracer ES&T

Lesley Evans
Project Engineer - Risk Management

cc:

Tony Bowers: Complete UST forms HM-9222-A and HM-9222-B (1 Copy)

COUNTY OF SAN DIEGO CUPA
DEPARTMENT OF ENVIRONMENTAL HEALTH
HAZARDOUS MATERIALS DIVISION
P.O. BOX 129261, SAN DIEGO, CA 92112-9261
(619) 338-2222 FAX (619) 338-2377
1-800-253-9933

#105397

UNDERGROUND STORAGE TANK

MONITORING PLAN (Page 1 of 2)

TYPE OF ACTION ☐ 1. NEW PLAN ☐ 2. CHANGE OF INFORMATION 490-1

PLAN TYPE (Check one item only) ☒ 1. MONITORING IS IDENTICAL FOR ALL USTs AT THIS FACILITY. ☐ 2. THIS PLAN COVERS ONLY THE FOLLOWING UST SYSTEM(S)(specify): 490-2

I. FACILITY INFORMATION

BUSINESS NAME (Same as FACILITY NAME or DBA-Doing Business As) 3	FACILITY ID #	BUSINESS SITE ADDRESS 103	CITY 104		ZIP CODE 105
City of Poway	370000412 2 a 1	14415 Lake Poway Road	Poway	CA	92064-

II. EQUIPMENT TESTING AND PREVENTIVE MAINTENANCE

Testing, preventive maintenance, and calibration of monitoring equipment (e.g., sensors, probes, line leak detectors, etc.) must be performed at the frequency specified by the equipment manufacturers' instructions, or annually, whichever is more frequent, and that such work must be performed by qualified personnel. (23 CCR §2632, 2634, 2638, 2641)

MONITORING EQUIPMENT IS SERVICED ☒ 1. ANNUALLY ☐ 99. OTHER (Specify): 490-3a 490-3b

III. MONITORING LOCATIONS

☐ 1. NEW SITE PLOT PLAN/MAP SUBMITTED WITH THIS PLAN. 490-4
☒ 2. SITE PLOT PLAN/MAP PREVIOUSLY SUBMITTED. (23 CCR §2632, 2634)

IV. TANK MONITORING IS PERFORMED USING THE FOLLOWING METHOD(S):

☒ 1. CONTINUOUS ELECTRONIC TANK MONITORING OF ANNULAR (INTERSTITIAL) SPACE(S) OR SECONDARY CONTAINMENT VAULT(S) WITH AUDIBLE AND VISUAL ALARMS (23 CCR §2632, 2634) 490-5

SECONDARY CONTAINMENT IS: ☒ a. DRY ☐ b. LIQUID FILLED ☐ c. PRESSURIZED ☐ d. UNDER VACUUM 490-6

PANEL MANUFACTURER: **Veeder - Root** 490-7	MODEL #: **TLS-350** 490-8
LEAK SENSOR MANUFACTURER: **Veeder - Root** 490-9	MODEL #(S): **794380-20** 490-10

☐ 2. AUTOMATIC TANK GAUGING (ATG) SYSTEM USED TO MONITOR SINGLE WALL TANK(S) (23 CCR §2643) 490-11

PANEL MANUFACTURER: 490-12	MODEL #: 490-13
IN-TANK PROBE MANUFACTURER: 490-14	MODEL #(S): 490-15

LEAK TEST FREQUENCY: ☐ a. CONTINUOUS ☐ b. DAILY/NIGHTLY ☐ c. WEEKLY 490-16
☐ d. MONTHLY ☐ e. OTHER (Specify): 490-17

PROGRAMMED TESTS: ☐ a. 0.1 g.p.h. ☐ b. 0.2 g.p.h. ☐ c. OTHER (Specify): 490-18 490-19

☐ 3. MONTHLY STATISTICAL INVENTORY RECONCILIATION (23 CCR §2646.1) 490-20

☐ 4. WEEKLY MANUAL TANK GAUGING (MTG) (23 CCR §2645): TESTING PERIOD: ☐ a. 36 HOURS ☐ b. 60 HOURS 490-21 490-22

☐ 5. TANK INTEGRITY TESTING (23 CCR §2643.1): 490-23
TEST FREQUENCY: ☐ a. ANNUALLY ☐ b. BIENNIALLY ☐ c. OTHER (Specify): 490-24, 490-25

☐ 99. OTHER (Specify): 490-26, 490-27

V. PIPE MONITORING IS PERFORMED USING THE FOLLOWING METHOD(S) (Check all that apply)

☒ 1. CONTINUOUS MONITORING OF PIPE/ PIPING SUMP(S) AND OTHER SECONDARY CONTAINMENT WITH AUDIBLE AND VISUAL ALARMS (23 CCR §2636) 490-28

SECONDARY CONTAINMENT IS: ☒ a. DRY ☐ b. LIQUID FILLED ☐ c. PRESSURIZED ☐ d. UNDER VACUUM 490-29

PANEL MANUFACTURER: **Veeder - Root** 490-30	MODEL #: **TLS-350** 490-31
LEAK SENSOR MANUFACTURER: 490-32	MODEL #(S): **794380-208 i.e.** 490-33

PIPING LEAK ALARM TRIGGERS AUTOMATIC PUMP (i.e., TURBINE) SHUTDOWN. ☒ a. YES ☐ b. NO 490-34
FAILURE/DISCONNECTION OF THE MONITORING SYSTEM TRIGGERS AUTOMATIC PUMP SHUTDOWN. ☒ a. YES ☐ b. NO 490-35

☐ 2. MECHANICAL LINE LEAK DETECTOR (MLLD) THAT ROUTINELY PERFORMS 3.0 g.p.h. LEAK TESTS AND RESTRICTS OR SHUTS OFF PRODUCT FLOW WHEN A LEAK IS DETECTED (23 CCR §2636) 490-36

MLLD MANUFACTURER(S): 490-37	MODEL #(S): 490-38

☒ 3. ELECTRONIC LINE LEAK DETECTOR (ELLD) THAT ROUTINELY PERFORMS 3.0 g.p.h. LEAK TESTS (23 CCR §2636) 490-39

ELLD MANUFACTURER(S): **Veeder - Root** 490-40	MODEL #(S): **TLS-350** 490-41

PROGRAMMED IN LINE LEAK TEST: ☐ 1. MINIMUM MONTHLY 0.2 g.p.h. ☐ 2. MINIMUM ANNUAL 0.1 g.p.h. 490-42
ELLD DETECTION OF A PIPING LEAK TRIGGERS AUTOMATIC PUMP (i.e., TURBINE) SHUTDOWN. ☐ a. YES ☐ b. NO 490-43
ELLD FAILURE/DISCONNECTION TRIGGERS AUTOMATIC PUMP (i.e., TURBINE) SHUTDOWN. ☐ a. YES ☐ b. NO 490-44

☐ 4. PIPE INTEGRITY TESTING: TEST FREQUENCY ☐ a. ANNUALLY ☐ b. EVERY 3 YEARS ☐ c. OTHER (Specify): 490-46, 490-47

☐ 5. VISUAL PIPE MONITORING: FREQUENCY ☐ a. DAILY ☐ b. WEEKLY ☐ c. MIN. MONTHLY & EACH TIME SYSTEM OPERATED* 490-48, 490-49
* Allowed for monitoring of unburied emergency generator fuel piping only per HSC §25281.5(b)(3)

☐ 6. SUCTION PIPING MEETS EXEMPTION CRITERIA [23 CCR §2636(a)(3)] 490-50

☐ 7. NO REGULATED PIPING PER HEALTH AND SAFETY CODE, DIVISION 20, CHAPTER 6.7 IS CONNECTED TO THE TANK SYSTEM 490-51

☐ 99. OTHER (Specify): 490-52, 490-53

COUNTY OF SAN DIEGO CUPA
DEPARTMENT OF ENVIRONMENTAL HEALTH
HAZARDOUS MATERIALS DIVISION
P.O. BOX 129261, SAN DIEGO, CA 92112-9261
(619) 338-2222 FAX (619) 338-2377
1-800-253-9933

#105397

UNDERGROUND STORAGE TANK
MONITORING PLAN (Page 2 of 2)

This plan has been reviewed and is:
☑ Approved ☐ Approved with conditions*
Date: 6-16-09
Specialist: Vikki Deaton
(Local Agency Signature) *conditions on back

VI. UNDER DISPENSER CONTAINMENT (UDC) MONITORING

1. UDC MONITORING IS PERFORMED USING THE FOLLOWING METHOD: 490-54a 490-54b
☒ 1. CONTINUOUS ELECTRONIC MONITORING ☐ 2. FLOAT AND CHAIN ASSEMBLY ☐ 3. ELECTRONIC STAND-ALONE
☐ 4. NO DISPENSERS ☐ 99. OTHER (Specify):

PANEL MANUFACTURER: **Veeder - Root**	490-55	MODEL #: **TLS-350**	490-56
LEAK SENSOR MANUFACTURER: **Veeder - Root**	490-57	MODEL #(S): **794380-208**	490-58

DETECTION OF A LEAK INTO THE UDC TRIGGERS AUDIBLE AND VISUAL ALARMS	☒ a. YES	☐ b. NO	490-59
UDC LEAK ALARM TRIGGERS AUTOMATIC PUMP SHUTDOWN	☒ a. YES	☐ b. NO	490-60
FAILURE / DISCONNECTION OF UDC MONITORING SYSTEM TRIGGERS AUTOMATIC PUMP SHUTDOWN	☒ a. YES	☐ b. NO	490-61
UDC MONITORING STOPS THE FLOW OF PRODUCT AT THE DISPENSER	☒ a. YES	☐ b. NO	490-62

2. UDC CONSTRUCTION IS ☒ 1. SINGLE-WALLED ☐ 2. DOUBLE-WALLED 490-63

IF DOUBLE WALLED: 490-64a
UDC INTERSTITIAL SPACE IS MONITORED BY: ☐ 1. LIQUID ☐ 2. PRESSURE ☐ 3. VACUUM
A LEAK WITHIN THE SECONDARY CONTAINMENT OF THE UDC TRIGGERS AUDIBLE AND VISUAL ALARMS ☐ a. YES ☐ b. NO 490-64b

VII. PERIODIC SYSTEM TESTING

☐ 1. **ELD TESTING**: THIS FACILITY HAS BEEN NOTIFIED BY THE STATE WATER RESOURCES CONTROL BOARD THAT ENHANCED LEAK DETECTION (ELD) MUST BE PERFORMED. PERIODIC ELD IS PERFORMED EVERY 36 MONTHS AS REQUIRED. (23 CCR §2644.1) 490-65

☒ 2. **SECONDARY CONTAINMENT COMPONENTS ARE TESTED EVERY 36 MONTHS.** 490-66

☒ 3. **SPILL BUCKETS ARE TESTED ANNUALLY.** 490-67

VIII. RECORDKEEPING

The following monitoring/maintenance records are kept for this facility:

☒ Alarm logs	490-68a	☒ Visual Inspection Records	490-68b
☒ Tank integrity testing results	490-68c	☐ SIR testing results (and supporting documentation records)	490-68d
☐ Tank gauging results (and supporting documentation records)	490-68e	☐ ATG Testing results (and supporting documentation records)	490-68f
☐ Corrosion Protection 60-day logs	490-68g	☒ Equipment maintenance and calibration records	490-68h

IX. TRAINING

☐ Personnel with UST monitoring responsibilities are familiar with all of the following documents relevant to their job duties. 490-69a

REFERENCE DOCUMENTS MAINTAINED AT FACILITY (Check all that apply)

☒ THIS UNDERGROUND STORAGE TANK MONITORING PLAN (Required) 490-69b
☒ OPERATING MANUALS FOR ELECTRONIC MONITORING EQUIPMENT (Required) 490-69c
☒ CALIFORNIA UNDERGROUND STORAGE TANK REGULATIONS 490-69d
☐ CALIFORNIA UNDERGROUND STORAGE TANK LAW 490-69e
☐ STATE WATER RESOURCES CONTROL BOARD (SWRCB) PUBLICATION: "HANDBOOK FOR TANK OWNERS - MANUAL AND STATISTICAL INVENTORY RECONCILIATION" 490-69f
☐ SWRCB PUBLICATION: "UNDERSTANDING AUTOMATIC TANK GAUGING SYSTEMS" 490-69g
☒ OTHER (Specify): UST California System Operator 490-69h, 490-69i

☒ This facility has a "Designated UST Operator" who has passed the California UST System Operator Exam administered by the International Code Council (ICC). The "Designated UST Operator" will train facility employees in the proper operation and maintenance of the UST systems annually, and within 30 days of hire. This training will include, but is not limited to, the following: 490-70

- Operation of the UST systems in a manner consistent with the facility's best management practices
- The facility employee's role with regard to the monitoring equipment as specified in this UST Monitoring Plan
- The facility employee's role with regard to spills and overfills as specified in the UST Response Plan
- Names of contact person(s) for emergencies and monitoring alarms

X. COMMENTS/ADDITIONAL INFORMATION

Provide additional comments here or indicate how many pages with additional information on specific monitoring procedures are attached to this plan. 490-71

XI. PERSONNEL RESPONSIBILITIES

The UST Owner/Operator is responsible for ensuring that: 1) the daily/routine UST monitoring activities and maintenance of UST leak detection equipment covered by this plan occurs, 2) all conditions that indicate a possible release are investigated, and 3) all monitoring records are maintained properly.
The following person(s) are responsible for performing the monitoring and equipment maintenance:

NAME Robert T. Bowers	490-72	TITLE Fleet/Facility Supervisor	490-73
NAME Fred Campbell	490-74	TITLE Shop Assistant	490-75

The Designated Operator shall perform a monthly visual inspection of the facility, provide a report to the owner/operator, and inform the owner/operator of any conditions that need follow-up action.

XII. OWNER/OPERATOR SIGNATURE

CERTIFICATION: I certify that the information provided herein is true and accurate to the best of my knowledge.

APPLICANT SIGNATURE: R. Tony Bowers	490-76	DATE: 6/12/08	490-77
REPRESENTING: ☐ 1. Tank Owner/Operator ☒ 2. Facility Owner/Operator ☐ 3. Authorized Representative of Owner			
APPLICANT NAME (print): Robert Tony Bowers	490-78	APPLICANT TITLE: Fleet/Facility Supervisor	490-79

COUNTY OF SAN DIEGO CUPA
DEPARTMENT OF ENVIRONMENTAL HEALTH
HAZARDOUS MATERIALS DIVISION
P.O. BOX 129261, SAN DIEGO, CA 92112-9261
(619) 338-2222 FAX (619) 338-2377
1-800-253-9933
#105397

UNDERGROUND STORAGE TANK
RESPONSE PLAN – PAGE 1

(One form per facility)

TYPE OF ACTION ☐ 1. NEW PLAN ☐ 2. CHANGE OF INFORMATION R01

I. FACILITY INFORMATION

FACILITY ID # *(Agency Use Only)* 37-000-04122a 1

BUSINESS NAME (Same as FACILITY NAME or DBA – Doing Business As) R02

City of Poway - Fleet/Facility Maintenance

BUSINESS SITE ADDRESS R03	CITY R04		ZIP CODE R05
14415 Lake Poway Road	Poway	CA	92064-

II. SPILL CONTROL AND CLEANUP METHODS

This plan addresses unauthorized releases from UST systems and supplements the emergency response plans and procedures in the facility's Hazardous Materials Business Plan.

- If safe to do so, facility personnel will take immediate measures to control or stop any release (e.g., activate pump shut-off, etc.) and, if necessary, safely remove remaining hazardous material from the UST system.
- Any release to secondary containment will be pumped or otherwise removed within 24 hours of discovery. Recovered hazardous materials, unless suitable for their intended use, will be managed as hazardous waste.
- Absorbent material will be used to contain and clean up manageable spills of hazardous materials. Absorbent material which has become too saturated to be effective or which is no longer intended for use will be managed as hazardous waste unless a waste determination in accordance with 22 CCR §66262.11 finds that it is non-hazardous. Used absorbent material, reusable or waste, will be stored in a properly labeled and sealed container. Waste material shall be disposed appropriately.
- Facility personnel will determine whether any water removed from secondary containment systems, or from clean-up activity, has been in contact with any hazardous material. If the water is contaminated, it will be managed as hazardous waste unless a waste determination in accordance with 22 CCR §66262.11 finds that it is non-hazardous. If the water has a petroleum sheen (i.e., rainbow colors), it is contaminated. A thick floating petroleum layer may not necessarily display rainbow colors. Water (hazardous or non-hazardous) from sumps, spill containers, etc. will not be disposed to storm water systems.
- We will review secondary containment systems for possible deterioration if any of the following conditions occur:
  1. Hazardous material in contact with secondary containment is not compatible with the material used for secondary containment;
  2. Secondary containment is prone to damage from any equipment used to remove or clean up hazardous material collected in secondary containment;
  3. Hazardous material, other than the product/waste stored in the primary containment system, is placed inside secondary containment to treat or neutralize released product/waste, and the added material or resulting material from such a combination is not compatible with secondary containment.

III. SPILL CONTROL AND CLEAN-UP EQUIPMENT

PERIODIC MAINTENANCE: Spill control and clean-up equipment kept permanently on-site is listed in the facility's Hazardous Materials Business Plan. This equipment is inspected at least monthly, and after each use, supplies are replenished as needed. Defective equipment is repaired or replaced as necessary.

EQUIPMENT NOT PERMANENTLY ON-SITE, BUT AVAILABLE FOR USE IF NEEDED: (Complete only if applicable)

EQUIPMENT	LOCATION	AVAILABILITY
R10 Pig Kit 204-01	R20 14445 Lake Poway Road	R30 7/24 Within 5 Minutes of the Shop
R11	R21	R31
R12	R22	R32
R13	R23	R33
R14	R24	R34
R15	R25	R35

IV. RESPONSIBLE PERSONS

THE FOLLOWING PERSON(S) IS/ARE RESPONSIBLE FOR AUTHORIZING ANY WORK NECESSARY UNDER THIS RESPONSE PLAN:

NAME	TITLE
R40 Robert T. Bowers	R50 Fleet/Facility Supervisor
R41 Fred Campbell	R51 Shop Assistant
R42 Pat Ryan	R52 Operations Manager
R43	R53

V. MONITORING INDICATORS

IF MONITORING INDICATES A POSSIBLE UNAUTHORIZED RELEASE, STEPS TO VERIFY THE RELEASE WILL BE MADE AS FOLLOWS: R60
☒ Additional system testing or data collection ☒ Inspection by qualified persons ☒ Recalibration of equipment ☒ Other (specify):

Recalibration of equipment is done on an as needed basis. A third party contractor is used on an as needed basis as well (other).

COUNTY OF SAN DIEGO CUPA
DEPARTMENT OF ENVIRONMENTAL HEALTH
HAZARDOUS MATERIALS DIVISION
P.O. BOX 129261, SAN DIEGO, CA 92112-9261
(619) 338-2222 FAX (619) 338-2377
1-800-253-9933
#105397
UNDERGROUND STORAGE TANK

RESPONSE PLAN – PAGE 2

(One form per facility)

VI. REPORTING AND RECORD KEEPING

We will report/record any overfill, spill, or unauthorized release from a UST system as indicated in this plan.

Recordable Releases: Any unauthorized release from primary containment which the UST operator is able to clean up within eight (8) hours after the release was detected or should reasonably have been detected, and which does not escape from secondary containment, does not increase the hazard of fire or explosion, and does not cause any deterioration of secondary containment, must be recorded in the facility's monitoring records. Monitoring records must include:

- The UST operator's name and telephone number;
- A list of the types, quantities, and concentrations of hazardous substances released;
- A description of the actions taken to control and clean up the release;
- The method and location of disposal of the released hazardous substances, and whether a hazardous waste manifest was or will be used;
- A description of actions taken to repair the UST and to prevent future releases;
- A description of the method used to reactivate interstitial monitoring after replacement or repair of primary containment.

Reportable Releases: Any overfill, spill, or unauthorized release which escapes from secondary containment (or primary containment if no secondary containment exists), increases the hazard of fire or explosion, or causes any deterioration of secondary containment, is a reportable release. Reportable releases are also recordable.

Within 24 hours after a reportable release has been detected, or should have been detected, we will notify the local agency administering the UST program of the release, investigate the release, and take immediate measures to stop the release. If necessary, or if required by the local agency, remaining stored product/waste will be removed from the UST to prevent further releases or facilitate corrective action. If an emergency exists, we will notify the State Office of Emergency Services.

Within five (5) working days of a reportable release, we will submit to the local agency a full written report containing all of the following information to the extent that the information is known at the time of filing the report:

- The UST owner's or operator's name and telephone number;
- A list of the types, quantities, and concentrations of hazardous materials released;
- The approximate date of the release;
- The date on which the release was discovered;
- The date on which the release was stopped;
- A description of actions taken to control and/or stop the release;
- A description of corrective and remedial actions, including investigations which were undertaken and will be conducted to determine the nature and extent of soil, ground water or surface water contamination due to the release;
- The method(s) of cleanup implemented to date, proposed cleanup actions, and a schedule for implementing the proposed actions;
- The method(s) and location(s) of disposal of released hazardous materials and any contaminated soils, groundwater, or surface water.
- Copies of any hazardous waste manifests used for off-site transport of hazardous wastes associated with clean-up activity;
- A description of proposed methods for any repair or replacement of UST system primary/secondary containment systems;
- A description of additional actions taken to prevent future releases.

We will follow the reporting procedures described above if any of the following conditions occur:

- A recordable unauthorized release can not be cleaned up or is still under investigation within eight (8) hours of detection;
- Released hazardous substances are discovered at the UST site or in the surrounding area;
- Unusual operating conditions are observed, including erratic behavior of product dispensing equipment, sudden loss of product, or the unexplained presence of water in the tank, unless system equipment is found to be defective and is immediately repaired or replaced, and no leak has occurred;
- Monitoring results from UST system monitoring equipment/methods indicate that a release may have occurred, unless the monitoring equipment is found to be defective and is immediately repaired, recalibrated, or replaced, and additional monitoring does not confirm the initial results.

Record Retention: Monitoring records and written reports of unauthorized releases must be maintained on-site for at least 3 years. Hazardous waste shipping/disposal records (e.g., manifests) must be maintained for at least 3 years from the date of shipment.

VII. OWNER/OPERATOR SIGNATURE

CERTIFICATION: I certify that the information provided herein is true and accurate to the best of my knowledge.

OWNER/OPERATOR SIGNATURE	DATE R70
R. Larry Bowers	6/12/08
OWNER/OPERATOR NAME (print) R71	OWNER/OPERATOR TITLE R72
Robert T. Bowers (Operator)	Fleet/Facility Supervisor

(Agency Use Only) This plan has been reviewed and is: ☒ Approved ☐ Approved With Conditions* ☐ Disapproved

Local Agency Signature: Debbie Denslow Date: 6-16-08

**Conditions of approval (if any):*

#105397

COUNTY OF SAN DIEGO CUPA
DEPARTMENT OF ENVIRONMENTAL HEALTH
HAZARDOUS MATERIALS DIVISION
P.O. BOX 129261, SAN DIEGO, CA 92112-9261
(619) 338-2222 FAX (619) 338-2377
1-800-253-9933

RECEIVED
JUL 07 2008
ENVIRONMENTAL HEALTH

UNDERGROUND STORAGE TANK
OPERATING PERMIT APPLICATION – FACILITY PAGE
(One page per site) Page of

TYPE OF ACTION (Check one item only) 400
☐ 1. NEW PERMIT ☐ 5. CHANGE OF INFORMATION ☐ 7. PERMANENT FACILITY CLOSURE
☒ 3. RENEWAL PERMIT ☐ 6. TEMPORARY FACILITY CLOSURE ☐ 9. TRANSFER PERMIT

I. FACILITY INFORMATION

TOTAL NUMBER OF USTs AT FACILITY 404: 2
FACILITY ID #: 37-000-041220 E

BUSINESS NAME (Same as FACILITY NAME or DBA - Doing Business As) 3
City of Poway Fleet/Facilities Yard

BUSINESS SITE ADDRESS 103: 14415 Lake Poway Road
CITY 104: Poway
CA
ZIP CODE 105: 92064

FACILITY TYPE 403: ☒ 1. MOTOR VEHICLE FUELING ☐ 2. FUEL DISTRIBUTION ☐ 3. FARM ☐ 4. PROCESSOR ☐ 6. OTHER
Is the facility located on Indian Reservation or Trust lands? 405: ☐ Yes ☒ No

II. PROPERTY OWNER INFORMATION

PROPERTY OWNER NAME 407: City of Poway
PHONE 408: (858) 668-4400
MAILING ADDRESS 409: P.O. Box 789
CITY 410: Poway
STATE 411: CA
ZIP CODE 412: 92074-0789

III. TANK OPERATOR INFORMATION

TANK OPERATOR NAME 428-1: Tony Bowers
PHONE 428-2: (858) 668-4745
MAILING ADDRESS 428-3: P.O. Box 789
CITY 428-4: Poway
STATE 428-5: CA
ZIP CODE 428-6: 92074-0789

IV. TANK OWNER INFORMATION

TANK OWNER NAME 414: City of Poway
PHONE 415: (858) 668-4400
MAILING ADDRESS 416: P.O. Box 789
CITY 417: Poway
STATE 418: CA
ZIP CODE 419: 92074-0789

OWNER TYPE: 420
☒ 4. LOCAL AGENCY/DISTRICT ☐ 5. COUNTY AGENCY ☐ 6. STATE AGENCY
☐ 7. FEDERAL AGENCY ☐ 8. NON-GOVERNMENT

V. BOARD OF EQUALIZATION UST STORAGE FEE ACCOUNT NUMBER

TY (TK) HQ 44- 022219 421
Call the State Board of Equalization, Fuel Tax Division, if there are questions.

VI. PERMIT HOLDER INFORMATION

Issue permit and send legal notifications and mailings to: 423
☐ 1. FACILITY OWNER ☐ 4. TANK OPERATOR
☐ 3. TANK OWNER ☒ 5. FACILITY OPERATOR

SUPERVISOR OF DIVISION, SECTION, OR OFFICE (Required For Public Agencies Only) 406
Robert Tony Bowers, Fleet/Facilities Maint. Supervisor, P.O. Box 789, Poway, CA 92074-0789

VII. APPLICANT SIGNATURE

CERTIFICATION: I certify that the information provided herein is true, accurate, and in full compliance with legal requirements.

APPLICANT SIGNATURE: R. Tony Bowers
DATE 424: 7/3/08
PHONE 425: (858) 668-4745
APPLICANT NAME (print) 426: Robert Tony Bowers
APPLICANT TITLE 427: Fleet/Facilities Maint. Supervisor

COUNTY OF SAN DIEGO CUPA
DEPARTMENT OF ENVIRONMENTAL HEALTH #105397
HAZARDOUS MATERIALS DIVISION
P.O. BOX 129261, SAN DIEGO, CA 92112-9261
(619) 338-2222 FAX (619) 338-2377
1-800-253-9933

UNDERGROUND STORAGE TANK
OPERATING PERMIT APPLICATION – TANK INFORMATION

(One form per UST)

TYPE OF ACTION (Check one item only. For an UST permanent closure or removal, complete only this section and Sections I, II, III, IV, and IX below) 430
☐ 1. NEW PERMIT ☒ 3. RENEWAL PERMIT ☐ 5. CHANGE OF INFORMATION
☐ 6. TEMPORARY UST CLOSURE ☐ 7. UST PERMANENT CLOSURE ON SITE ☐ 8. UST REMOVAL

DATE UST PERMANENTLY CLOSED: 430a | DATE EXISTING UST DISCOVERED: 430b

I. FACILITY INFORMATION

BUSINESS NAME (Same as FACILITY NAME or DBA-Doing Business As) 3: City of Poway - Fleet/Facilities Maintenance Division

FACILITY ID # 1: 3 7 - 0 0 0 - 0 4 1 2 2 0

BUSINESS SITE ADDRESS 103: 14415 Lake Poway Road

CITY 104: Poway

CA

ZIP CODE 105: 92064-

II. TANK DESCRIPTION

TANK ID # 432: Diesel

TANK MANUFACTURER 433: Joor

TANK CONFIGURATION: THIS TANK IS 434
☒ 1. A STAND-ALONE TANK ☐ 2. ONE IN A COMPARTMENTED UNIT.
Complete one page for each compartment in the unit.

DATE UST SYSTEM INSTALLED 435: 1987

TANK CAPACITY IN GALLONS 436: 4000

NUMBER OF COMPARTMENTS IN THE UNIT 437: 1

III. TANK USE AND CONTENTS

TANK USE 439
☒ 1a. MOTOR VEHICLE FUELING ☐ 1b. MARINA FUELING ☐ 1c. AVIATION FUELING
☐ 3. CHEMICAL PRODUCT STORAGE ☐ 4. HAZARDOUS WASTE (Includes Used Oil) ☐ 5. EMERGENCY GENERATOR FUEL [HSC §25281.5(c)]
☐ 6. OTHER GENERATOR FUEL ☐ 95. UNKNOWN ☐ 99. OTHER (Specify): 439a

CONTENTS 440
PETROLEUM: ☐ 1a. REGULAR UNLEADED ☐ 1c. MIDGRADE UNLEADED ☐ 1b. PREMIUM UNLEADED
☒ 3. DIESEL ☐ 5. JET FUEL ☐ 6. AVIATION GAS
☐ 8. PETROLEUM BLEND FUEL ☐ 9. OTHER PETROLEUM (Specify): 440a
NON-PETROLEUM: ☐ 7. USED OIL ☐ 10. ETHANOL
☐ 11. OTHER NON-PETROLEUM (Specify): 440b

IV. TANK CONSTRUCTION

TYPE OF TANK 443: ☐ 1. SINGLE WALL ☒ 2. DOUBLE WALL ☐ 95. UNKNOWN

PRIMARY CONTAINMENT 444
☒ 1. STEEL ☐ 3. FIBERGLASS ☐ 6. INTERNAL BLADDER
☐ 7. STEEL + INTERNAL LINING ☐ 95. UNKNOWN ☐ 99. OTHER (Specify): 444a

SECONDARY CONTAINMENT 445
☐ 1. STEEL ☐ 3. FIBERGLASS ☐ 6. EXTERIOR MEMBRANE LINER ☒ 7. JACKETED
☐ 90. NONE ☐ 95. UNKNOWN ☐ 99. OTHER (Specify): 445a

OVERFILL PREVENTION 452
☒ 1. AUDIBLE & VISUAL ALARMS ☒ 2. BALL FLOAT ☐ 3. FILL TUBE SHUT-OFF VALVE
☐ 4. TANK MEETS REQUIREMENTS FOR EXEMPTION FROM OVERFILL PREVENTION EQUIPMENT

V. PRODUCT / WASTE PIPING CONSTRUCTION

PIPING CONSTRUCTION 460: ☐ 1. SINGLE-WALLED ☒ 2. DOUBLE-WALLED ☐ 99. OTHER

SYSTEM TYPE 458: ☒ 1. PRESSURE ☐ 2. GRAVITY ☐ 3. CONVENTIONAL SUCTION ☐ 4. SAFE SUCTION [23 CCR §2636(a)(3)]

PRIMARY CONTAINMENT 464
☐ 1. STEEL ☒ 4. FIBERGLASS ☐ 8. FLEXIBLE ☐ 10. RIGID PLASTIC
☐ 90. NONE ☐ 95. UNKNOWN ☐ 99. OTHER (Specify): 464a

SECONDARY CONTAINMENT 464b
☐ 1. STEEL ☒ 4. FIBERGLASS ☐ 8. FLEXIBLE ☐ 10. RIGID PLASTIC
☐ 90. NONE ☐ 95. UNKNOWN ☐ 99. OTHER (Specify): 464c

PIPING/TURBINE CONTAINMENT SUMP TYPE 464d: ☒ 1. SINGLE WALL ☐ 2. DOUBLE WALL ☐ 90. NONE

VI. VENT, VAPOR RECOVERY (VR) AND RISER / FILL PIPE PIPING CONSTRUCTION

VENT PRIMARY CONTAINMENT	☐ 1. STEEL	☒ 4. FIBERGLASS	☐ 10. RIGID PLASTIC	☐ 90. NONE	☐ 99. OTHER (Specify)	464e / 464e1
VENT SECONDARY CONTAINMENT	☐ 1. STEEL	☒ 4. FIBERGLASS	☐ 10. RIGID PLASTIC	☐ 90. NONE	☐ 99. OTHER (Specify)	464f / 464f1
VR PRIMARY CONTAINMENT	☐ 1. STEEL	☒ 4. FIBERGLASS	☐ 10. RIGID PLASTIC	☐ 90. NONE	☐ 99. OTHER (Specify)	464g / 464g1
VR SECONDARY CONTAINMENT	☐ 1. STEEL	☒ 4. FIBERGLASS	☐ 10. RIGID PLASTIC	☐ 90. NONE	☐ 99. OTHER (Specify)	464h / 464h1
VENT PIPING TRANSITION SUMP TYPE	☐ 1. SINGLE WALL	☐ 2. DOUBLE WALL	☒ 90. NONE			464i
RISER PRIMARY CONTAINMENT	☒ 1. STEEL	☐ 4. FIBERGLASS	☐ 10. RIGID PLASTIC	☐ 90. NONE	☐ 99. OTHER (Specify)	464j / 464j1
RISER SECONDARY CONTAINMENT	☐ 1. STEEL	☐ 4. FIBERGLASS	☐ 10. RIGID PLASTIC	☒ 90. NONE	☐ 99. OTHER (Specify)	464k / 464k1
FILL COMPONENTS INSTALLED	☒ 1. SPILL BUCKET	☒ 3. STRIKER PLATE/BOTTOM PROTECTOR	☒ 4. CONTAINMENT SUMP			451a-c

VII. UNDER DISPENSER CONTAINMENT (UDC)

CONSTRUCTION TYPE	☒ 1. SINGLE WALL	☐ 2. DOUBLE WALL	☐ 3. NO DISPENSERS	☐ 90. NONE	469a
CONSTRUCTION MATERIAL	☐ 1. STEEL	☒ 4. FIBERGLASS	☐ 10. RIGID PLASTIC	☐ 99. OTHER (Specify)	469b-c

VIII. CORROSION PROTECTION

STEEL COMPONENT PROTECTION 448: ☐ 2. SACRIFICIAL ANODE(S) ☐ 4. IMPRESSED CURRENT ☒ 6. ISOLATION

IX. APPLICANT SIGNATURE

CERTIFICATION: I certify that this UST system is compatible with the hazardous substance stored and that the information provided herein is true, accurate, and in full compliance with legal requirements.

APPLICANT SIGNATURE: R Tony Bowers | DATE 470: 7/3/08

APPLICANT NAME (print) 471: ROBERT TONY BOWERS | APPLICANT TITLE 472: FLEET/FACILITY SUPERVISOR

COUNTY OF SAN DIEGO CUPA
DEPARTMENT OF ENVIRONMENTAL HEALTH
HAZARDOUS MATERIALS DIVISION

P.O. BOX 129261, SAN DIEGO, CA 92112-9261
(619) 338-2222 FAX (619) 338-2377
1-800-253-9933

#705397

UNDERGROUND STORAGE TANK
OPERATING PERMIT APPLICATION – TANK INFORMATION

(One form per UST)

TYPE OF ACTION (Check one item only. For an UST permanent closure or removal, complete only this section and Sections I, II, III, IV, and IX below) 430
☐ 1. NEW PERMIT ☐ 3. RENEWAL PERMIT ☒ 5. CHANGE OF INFORMATION
☐ 6. TEMPORARY UST CLOSURE ☐ 7. UST PERMANENT CLOSURE ON SITE ☐ 8. UST REMOVAL

DATE UST PERMANENTLY CLOSED: 430a | DATE EXISTING UST DISCOVERED: 430b

I. FACILITY INFORMATION

BUSINESS NAME (Same as FACILITY NAME or DBA-Doing Business As) 3: City of Poway - Fleet/Facilities Maintenance Division
FACILITY ID # 1: 37-000-041220

BUSINESS SITE ADDRESS 103: 14415 Lake Poway Road
CITY 104: Poway
CA
ZIP CODE 105: 92064-

II. TANK DESCRIPTION

TANK ID # 432: Unleaded
TANK MANUFACTURER 433: Joor
TANK CONFIGURATION: THIS TANK IS 434: ☒ 1. A STAND-ALONE TANK ☐ 2. ONE IN A COMPARTMENTED UNIT. Complete one page for each compartment in the unit
DATE UST SYSTEM INSTALLED 435: 1987
TANK CAPACITY IN GALLONS 436: 6000
NUMBER OF COMPARTMENTS IN THE UNIT 437: 1

III. TANK USE AND CONTENTS

TANK USE 439: ☒ 1a. MOTOR VEHICLE FUELING ☐ 1b. MARINA FUELING ☐ 1c. AVIATION FUELING ☐ 3. CHEMICAL PRODUCT STORAGE ☐ 4. HAZARDOUS WASTE (Includes Used Oil) ☐ 5. EMERGENCY GENERATOR FUEL (HSC §25281.5(c)) ☐ 6. OTHER GENERATOR FUEL ☐ 95. UNKNOWN ☐ 99. OTHER (Specify): 439a

CONTENTS 440: PETROLEUM: ☒ 1a. REGULAR UNLEADED ☐ 1c. MIDGRADE UNLEADED ☐ 1b. PREMIUM UNLEADED ☐ 3. DIESEL ☐ 5. JET FUEL ☐ 6. AVIATION GAS ☐ 8. PETROLEUM BLEND FUEL ☐ 9. OTHER PETROLEUM (Specify): 440a
NON-PETROLEUM: ☐ 7. USED OIL ☐ 10. ETHANOL ☐ 11. OTHER NON-PETROLEUM (Specify): 440b

IV. TANK CONSTRUCTION

TYPE OF TANK 443: ☐ 1. SINGLE WALL ☒ 2. DOUBLE WALL ☐ 95. UNKNOWN
PRIMARY CONTAINMENT 444: ☒ 1. STEEL ☐ 3. FIBERGLASS ☐ 6. INTERNAL BLADDER ☐ 7. STEEL + INTERNAL LINING ☐ 95. UNKNOWN ☐ 99. OTHER (Specify): 444a
SECONDARY CONTAINMENT 445: ☐ 1. STEEL ☐ 3. FIBERGLASS ☐ 6. EXTERIOR MEMBRANE LINER ☒ 7. JACKETED ☐ 90. NONE ☐ 95. UNKNOWN ☐ 99. OTHER (Specify): 445a
OVERFILL PREVENTION 452: ☒ 1. AUDIBLE & VISUAL ALARMS ☒ 2. BALL FLOAT ☐ 3. FILL TUBE SHUT-OFF VALVE ☐ 4. TANK MEETS REQUIREMENTS FOR EXEMPTION FROM OVERFILL PREVENTION EQUIPMENT

V. PRODUCT / WASTE PIPING CONSTRUCTION

PIPING CONSTRUCTION 460: ☐ 1. SINGLE-WALLED ☒ 2. DOUBLE-WALLED ☐ 99. OTHER
SYSTEM TYPE 458: ☒ 1. PRESSURE ☐ 2. GRAVITY ☐ 3. CONVENTIONAL SUCTION ☐ 4. SAFE SUCTION [23 CCR §2636(a)(3)]
PRIMARY CONTAINMENT 464: ☐ 1. STEEL ☒ 4. FIBERGLASS ☐ 8. FLEXIBLE ☐ 10. RIGID PLASTIC ☐ 90. NONE ☐ 95. UNKNOWN ☐ 99. OTHER (Specify): 464a
SECONDARY CONTAINMENT 464b: ☐ 1. STEEL ☒ 4. FIBERGLASS ☐ 8. FLEXIBLE ☐ 10. RIGID PLASTIC ☐ 90. NONE ☐ 95. UNKNOWN ☐ 99. OTHER (Specify): 464c
PIPING/TURBINE CONTAINMENT SUMP TYPE 464d: ☒ 1. SINGLE WALL ☐ 2. DOUBLE WALL ☐ 90. NONE

VI. VENT, VAPOR RECOVERY (VR) AND RISER / FILL PIPE PIPING CONSTRUCTION

VENT PRIMARY CONTAINMENT 464e 464e1: ☐ 1. STEEL ☒ 4. FIBERGLASS ☐ 10. RIGID PLASTIC ☐ 90. NONE ☐ 99. OTHER (Specify)
VENT SECONDARY CONTAINMENT 464f 464f1: ☐ 1. STEEL ☒ 4. FIBERGLASS ☐ 10. RIGID PLASTIC ☐ 90. NONE ☐ 99. OTHER (Specify)
VR PRIMARY CONTAINMENT 464g 464g1: ☐ 1. STEEL ☒ 4. FIBERGLASS ☐ 10. RIGID PLASTIC ☐ 90. NONE ☐ 99. OTHER (Specify)
VR SECONDARY CONTAINMENT 464h 464h1: ☐ 1. STEEL ☒ 4. FIBERGLASS ☐ 10. RIGID PLASTIC ☐ 90. NONE ☐ 99. OTHER (Specify)
VENT PIPING TRANSITION SUMP TYPE 464i: ☐ 1. SINGLE WALL ☐ 2. DOUBLE WALL ☒ 90. NONE
RISER PRIMARY CONTAINMENT 464j 464j1: ☒ 1. STEEL ☐ 4. FIBERGLASS ☐ 10. RIGID PLASTIC ☐ 90. NONE ☐ 99. OTHER (Specify)
RISER SECONDARY CONTAINMENT 464k 464k1: ☐ 1. STEEL ☐ 4. FIBERGLASS ☐ 10. RIGID PLASTIC ☒ 90. NONE ☐ 99. OTHER (Specify)
FILL COMPONENTS INSTALLED 451a-c: ☒ 1. SPILL BUCKET ☒ 3. STRIKER PLATE/BOTTOM PROTECTOR ☒ 4. CONTAINMENT SUMP

VII. UNDER DISPENSER CONTAINMENT (UDC)

CONSTRUCTION TYPE 469a: ☒ 1. SINGLE WALL ☐ 2. DOUBLE WALL ☐ 3. NO DISPENSERS ☐ 90. NONE
CONSTRUCTION MATERIAL 469b-c: ☐ 1. STEEL ☒ 4. FIBERGLASS ☐ 10. RIGID PLASTIC ☐ 99. OTHER (Specify)

VIII. CORROSION PROTECTION

STEEL COMPONENT PROTECTION 448: ☐ 2. SACRIFICIAL ANODE(S) ☐ 4. IMPRESSED CURRENT ☒ 6. ISOLATION

IX. APPLICANT SIGNATURE

CERTIFICATION: I certify that this UST system is compatible with the hazardous substance stored and that the information provided herein is true, accurate, and in full compliance with legal requirements.

APPLICANT SIGNATURE: Robert Tony Bowers
DATE 470: 7/3/08
APPLICANT NAME (print) 471: Robert Tony Bowers
APPLICANT TITLE 472: Fleet/Facilities Maint. Supervisor

COUNTY OF SAN DIEGO CUPA
DEPARTMENT OF ENVIRONMENTAL HEALTH
HAZARDOUS MATERIALS DIVISION
P.O. BOX 129261, SAN DIEGO, CA 92112-9261
(619) 338-2222 FAX (619) 338-2377
1-800-253-9933

#105397

UNDERGROUND STORAGE TANK
MONITORING PLAN (Page 1 of 2)

TYPE OF ACTION ☐ 1. NEW PLAN ☒ 2. CHANGE OF INFORMATION 490-1

PLAN TYPE (Check one item only) ☒ 1. MONITORING IS IDENTICAL FOR ALL USTs AT THIS FACILITY. 490-2
☐ 2. THIS PLAN COVERS ONLY THE FOLLOWING UST SYSTEM(S)(specify):

I. FACILITY INFORMATION

BUSINESS NAME (Same as FACILITY NAME or DBA-Doing Business As) 3	FACILITY ID #	CITY 104		ZIP CODE 105
City of Poway	3700 0041 22a 1			
BUSINESS SITE ADDRESS 103				
14415 Lake Poway Road		Poway	CA	92064-

II. EQUIPMENT TESTING AND PREVENTIVE MAINTENANCE

Testing, preventive maintenance, and calibration of monitoring equipment (e.g., sensors, probes, line leak detectors, etc.) must be performed at the frequency specified by the equipment manufacturers' instructions, or annually, whichever is more frequent, and that such work must be performed by qualified personnel. (23 CCR §2632, 2634, 2638, 2641)

MONITORING EQUIPMENT IS SERVICED ☒ 1. ANNUALLY ☐ 99. OTHER (Specify): 490-3a 490-3b

III. MONITORING LOCATIONS

☐ 1. NEW SITE PLOT PLAN/MAP SUBMITTED WITH THIS PLAN. 490-4
☒ 2. SITE PLOT PLAN/MAP PREVIOUSLY SUBMITTED. (23 CCR §2632, 2634)

IV. TANK MONITORING IS PERFORMED USING THE FOLLOWING METHOD(S):

☒ 1. CONTINUOUS ELECTRONIC TANK MONITORING OF ANNULAR (INTERSTITIAL) SPACE(S) OR SECONDARY CONTAINMENT VAULT(S) WITH AUDIBLE AND VISUAL ALARMS (23 CCR §2632, 2634) 490-5
SECONDARY CONTAINMENT IS: ☒ a. DRY ☐ b. LIQUID FILLED ☐ c. PRESSURIZED ☐ d. UNDER VACUUM 490-6

PANEL MANUFACTURER: **Veeder - Root** 490-7	MODEL #: **TLS-350** 490-8
LEAK SENSOR MANUFACTURER: **Veeder - Root** 490-9	MODEL #(S): 794-390-420 490-10

☐ 2. AUTOMATIC TANK GAUGING (ATG) SYSTEM USED TO MONITOR SINGLE WALL TANK(S) (23 CCR §2643) 490-11

PANEL MANUFACTURER: 490-12	MODEL #: 490-13
IN-TANK PROBE MANUFACTURER: 490-14	MODEL #(S): 490-15

LEAK TEST FREQUENCY: ☐ a. CONTINUOUS ☐ b. DAILY/NIGHTLY ☐ c. WEEKLY 490-16
☐ d. MONTHLY ☐ e. OTHER (Specify): 490-17

PROGRAMMED TESTS: ☐ a. 0.1 g.p.h. ☐ b. 0.2 g.p.h. ☐ c. OTHER (Specify): 490-18 490-19

☐ 3. MONTHLY STATISTICAL INVENTORY RECONCILIATION (23 CCR §2646.1) 490-20

☐ 4. WEEKLY MANUAL TANK GAUGING (MTG) (23 CCR §2645): TESTING PERIOD: ☐ a. 36 HOURS ☐ b. 60 HOURS 490-21 490-22

☐ 5. TANK INTEGRITY TESTING (23 CCR §2643.1): 490-23
TEST FREQUENCY: ☐ a. ANNUALLY ☐ b. BIENNIALLY ☐ c. OTHER (Specify): 490-24, 490-25

☐ 99. OTHER (Specify): 490-26, 490-27

V. PIPE MONITORING IS PERFORMED USING THE FOLLOWING METHOD(S) (Check all that apply)

☒ 1. CONTINUOUS MONITORING OF PIPE/ PIPING SUMP(S) AND OTHER SECONDARY CONTAINMENT WITH AUDIBLE AND VISUAL ALARMS (23 CCR §2636) 490-28
SECONDARY CONTAINMENT IS: ☒ a. DRY ☐ b. LIQUID FILLED ☐ c. PRESSURIZED ☐ d. UNDER VACUUM 490-29

PANEL MANUFACTURER: **Veeder - Root** 490-30	MODEL #: **TLS-350** 490-31
LEAK SENSOR MANUFACTURER: Veeder Root 490-32	MODEL #(S): **794380-208** 490-33

PIPING LEAK ALARM TRIGGERS AUTOMATIC PUMP (i.e., TURBINE) SHUTDOWN. ☒ a. YES ☐ b. NO 490-34
FAILURE/DISCONNECTION OF THE MONITORING SYSTEM TRIGGERS AUTOMATIC PUMP SHUTDOWN. ☒ a. YES ☐ b. NO 490-35

☐ 2. MECHANICAL LINE LEAK DETECTOR (MLLD) THAT ROUTINELY PERFORMS 3.0 g.p.h. LEAK TESTS AND RESTRICTS OR SHUTS OFF PRODUCT FLOW WHEN A LEAK IS DETECTED (23 CCR §2636) 490-36

MLLD MANUFACTURER(S): 490-37	MODEL #(S): 490-38

☒ 3. ELECTRONIC LINE LEAK DETECTOR (ELLD) THAT ROUTINELY PERFORMS 3.0 g.p.h. LEAK TESTS (23 CCR §2636) 490-39

ELLD MANUFACTURER(S): **Veeder - Root** 490-40	MODEL #(S): **TLS-350** 490-41

PROGRAMMED IN LINE LEAK TEST: ☒ 1. MINIMUM MONTHLY 0.2 g.p.h. ☐ 2. MINIMUM ANNUAL 0.1 g.p.h. 490-42
ELLD DETECTION OF A PIPING LEAK TRIGGERS AUTOMATIC PUMP (i.e., TURBINE) SHUTDOWN. ☒ a. YES ☐ b. NO 490-43
ELLD FAILURE/DISCONNECTION TRIGGERS AUTOMATIC PUMP (i.e., TURBINE) SHUTDOWN. ☒ a. YES ☐ b. NO 490-44

☐ 4. PIPE INTEGRITY TESTING: TEST FREQUENCY ☐ a. ANNUALLY ☐ b. EVERY 3 YEARS ☐ c. OTHER (Specify): 490-46, 490-47

☐ 5. VISUAL PIPE MONITORING: FREQUENCY ☐ a. DAILY ☐ b. WEEKLY ☐ c. MIN. MONTHLY & EACH TIME SYSTEM OPERATED* 490-48, 490-49
* Allowed for monitoring of unburied emergency generator fuel piping only per HSC §25281.5(b)(3)

☐ 6. SUCTION PIPING MEETS EXEMPTION CRITERIA [23 CCR §2636(a)(3)] 490-50

☐ 7. NO REGULATED PIPING PER HEALTH AND SAFETY CODE, DIVISION 20, CHAPTER 6.7 IS CONNECTED TO THE TANK SYSTEM 490-51

☐ 99. OTHER (Specify): 490-52, 490-53

UST Monitoring Plan – Page 1 Instructions

Complete a separate UST Monitoring Plan for each UST monitoring system at the facility. This Monitoring Plan must be kept at the UST location at all times. The elements of this Monitoring Plan constitute conditions of the UST Operating Permit. This form must be submitted with your initial UST Operating Permit Application and within 30 days of changes in the information it contains. Please note that you are required to obtain approval prior to installing or modifying monitoring equipment. (Note: Numbering of these instructions follows the data element numbers on the form.)

490-1. TYPE OF ACTION – Check the appropriate box to indicate why this plan is being submitted.
490-2. PLAN TYPE – Check the appropriate box to indicate whether this plan covers all, or merely some, of the USTs at the facility. If the plan covers only some of the tanks, identify those tanks in the space provided [e.g., by using the Tank ID #(s) in item 432 of the UST Operating Permit Application – Tank Information Form(s)].
1. FACILITY ID NUMBER – This space is for agency use only.
3. BUSINESS NAME – Enter the complete Facility Name.
103. BUSINESS SITE ADDRESS – Enter the street address where the facility is located, including building number, if applicable. Post office box numbers are not acceptable. This information must provide a means to locate the facility geographically.
104. CITY – Enter the city or unincorporated area in which the facility is located.
105. ZIP CODE – Enter the zip code of the UST site. The zip+4 may also be added.
490-3a. MONITORING EQUIPMENT IS SERVICED – Check the appropriate box to specify the frequency of monitoring equipment testing/certification.
490-3b. Specify Other frequency for monitoring equipment servicing.
490-4. SITE PLAN - Indicate if a site plan/map is submitted with this monitoring plan or if it was submitted previously and is current for the facility. Monitoring plans must include a Site Plot Plan/Map showing the tank and piping layouts and the locations where monitoring is performed (i.e., location of sensors, probes, line leak detectors, monitoring system control panel, etc.).
490-5. IV-1 CONTINUOUS ELECTRONIC MONITORING-Indicate if this monitoring method is being used to monitor the tanks.
490-6. SECONDARY CONTAINMENT– If IV-1 is checked, check the appropriate box to describe the environment inside the tank secondary containment.
490-7. PANEL MANUFACTURER – If IV-1 is checked, enter the name of the manufacturer of the monitoring system control panel (console).
490-8. MODEL # – If IV-1 is checked, enter the model number for the monitoring system control panel.
490-9. LEAK SENSOR MANUFACTURER – If IV-1 is checked, enter the name of the manufacturer of the sensor(s). If additional space is needed, use Section X.
490-10. MODEL #(S) – If IV-1 is checked, enter the model number for each type of sensor installed. If additional space is needed, use Section X.
490-11. IV-2 AUTOMATIC TANK GAUGING-Indicate if this method is used for monitoring the UST's.
490-12. PANEL MANUFACTURER – If IV-2 is checked, enter the name of the manufacturer of the monitoring system control panel (console).
490-13. MODEL # – If IV-2 is checked, enter the model number for the monitoring system control panel.
490-14. IN-TANK PROBE MANUFACTURER – If IV-2 is checked, enter the name of the manufacturer of the probe(s).
490-15. MODEL #(S) – If IV-2 is checked, enter the model number for each type of in-tank probe installed. If additional space is needed, use Section X.
490-16. LEAK TEST FREQUENCY – If IV-2 is checked, check the appropriate box to describe the in-tank leak test frequency.
490-17. SPECIFY – If 490-16e is checked, enter the frequency of programmed leak tests.
490-18. PROGRAMMED TESTS – If IV-2 is checked, check the appropriate box to describe the tests programmed into the ATG system.
490-19. SPECIFY – If 490-18c is checked, enter the frequency of in-tank leak testing.
490-20. IV-3 INVENTORY RECONCILIATION – Check the box if statistical inventory reconciliation is performed.
490-21. IV-4 WEEKLY MANUAL TANK GAUGING – Indicate if this method is used to monitor the tanks.
490-22. TESTING PERIOD – If IV-4 is checked, check the appropriate box to describe the MTG testing period.
490-23. IV-5 TANK INTEGRITY TESTING: Indicate if this method is used to monitor the tanks.
490-24. TEST FREQUENCY – If IV-5 is checked, check the appropriate box to describe the frequency of tank integrity testing.
490-25. OTHER: If 490-24c is checked, specify other test frequency.
490-26. IV-99 OTHER: Indicate if monitoring of the tanks occurs that is not indicated in any other category.
490-27. If IV-99 is checked, enter a brief description of the other tank monitoring method(s) used (e.g., vadose zone monitoring per 23 CCR §2647, groundwater monitoring per 23CCR §2648). Include the monitoring frequency (e.g., Continuous, Weekly). If additional space is needed, use Section X.
490-28. V-1 CONTINUOUS MONITORING OF PIPE/PIPING SUMP(S) AND OTHER SECONDARY CONTAINMENT WITH AUDIBLE AND VISUAL ALARMS: Indicate if this is the monitoring method used for the piping.
490-29. SECONDARY CONTAINMENT: If V-1 is checked, Check the appropriate box to describe the environment inside piping secondary containment.
490-30. PANEL MANUFACTURER – If V-1 is checked, enter the name of the manufacturer of the monitoring system control panel (console).
490-31. MODEL # – If V-1 is checked, enter the model number for the monitoring system control panel.
490-32. LEAK SENSOR MANUFACTURER – If V-1 is checked, enter the name of the manufacturer of the sensor(s).
490-33. MODEL #(S) – If V-1 is checked, enter the model number for each type of sensor installed. If additional space is needed, use Section X.
490-34. PIPING LEAK ALARM T RIGGERS AUTOMATIC PUMP SHUTDOWN – If V-1 is checked, check Yes or No.
490-35. FAILURE/DISCONNECTION OF THE MONITORING SYSTEM TRIGGERS AUTOMATIC PUMP SHUTDOWN – If V-1 is checked, check Yes or No.
490-36. V-2 PIPE MECHANICAL LINE LEAK DETECTORS PERFORM 3 GPH LEAK TESTS: Indicate if this monitoring method is used to monitor the pipelines.
490-37. MLLD MANUFACTURER(S) – If V-2 is checked, enter the name(s) of the manufacturer(s) of the mechanical line leak detector(s). If additional space is needed, use Section X.
490-38. MODEL #(s) - If V-2 is checked, Enter the model number for each type of mechanical line leak detector installed. If additional space is needed, use Section X.
490-39. V-3 PIPE ELECTRONIC LINE LEAK DETECTORS: Indicate if this monitoring method is used to monitor the pipelines.
490-40. ELLD MANUFACTURER – If V-3 is checked, Enter the name of the manufacturer of the electronic line leak detector(s).
490-41. MODEL #(S)n - If V-3 is checked, enter the model number for each type of electronic line leak detector installed. If additional space is needed, use Section X.
490-42. PROGRAMMED LINE INTEGRITY TESTS –If V-3 is checked, check the appropriate box to describe the type of tests programmed into the monitoring system.
490-43. ELLD DETECTION OF A PIPING LEAK ALARM TRIGGERS PUMP SHUTDOWN – If V-1 is checked, check Yes or No.
490-44. ELLD DETECTION OF A PIPING LEAK FAILURE/DISCONNECTION TRIGGERS PUMP SHUTDOWN. – If V-1 is checked, check Yes or No.
490-45. V-4 PIPE INTEGRITY TESTING - Indicate if this monitoring method is used to monitor the pipelines.
490-46. TEST FREQUENCY – If V-4 is checked, check the appropriate box to describe the frequency of pipe integrity testing.
490-47. SPECIFY – If 490-46-99 is checked, enter the frequency of pipe integrity testing.
490-48. V-5 VISUAL PIPE MONITORING - Indicate if this monitoring method is used to monitor the pipelines.
490-49. If V-5 is checked, check the appropriate box to describe the frequency of visual monitoring.
490-50. SUCTION PIPING MEETS EXEMPTION CRITERIA - Indicate if this monitoring method is used to monitor the pipelines.
490-51. NO REGULATED PIPING PER HEALTH AND SAFETY CODE, DIVISION 20, CHAPTER 6.7 IS CONNECTED TO THE TANK SYSTEM - Check this box if no piping in the tank system is regulated under the UST law, or there is no piping.
490-52. V-99 OTHER - Indicate if another method is used for pipeline monitoring.
490-53. SPECIFY – Enter a brief description of the other line monitoring method(s) used. If additional space is needed, see Section X. Be sure to clearly describe monitoring method(s) and frequency.

This monitoring plan must include a Site Plan showing the general tank and piping layouts and the locations where monitoring is performed (i.e., location of each sensor, line leak detector, monitoring system control panel, etc.). If you already have a diagram (e.g., current UST Monitoring Site Plan from a Monitoring System Certification form, Hazardous Materials Business Plan map, etc.) that shows all required information, include it with this plan.

COUNTY OF SAN DIEGO CUPA
DEPARTMENT OF ENVIRONMENTAL HEALTH
HAZARDOUS MATERIALS DIVISION
P.O. BOX 129261, SAN DIEGO, CA 92112-9261
(619) 338-2222 FAX (619) 338-2377
1-800-253-9933

#105397

UNDERGROUND STORAGE TANK
MONITORING PLAN (Page 2 of 2)

This plan has been reviewed and is:
☒ Approved ☐ Approved with conditions*
Date: 7/15/08
Specialist: (Local Agency Signature) *conditions on back

VI. UNDER DISPENSER CONTAINMENT (UDC) MONITORING

1. UDC MONITORING IS PERFORMED USING THE FOLLOWING METHOD: 490-54a 490-54b
☒ 1. CONTINUOUS ELECTRONIC MONITORING ☐ 2. FLOAT AND CHAIN ASSEMBLY ☐ 3. ELECTRONIC STAND-ALONE
☐ 4. NO DISPENSERS ☐ 99. OTHER (Specify):

PANEL MANUFACTURER: **Veeder - Root**	490-55	MODEL #: **TLS-350**	490-56
LEAK SENSOR MANUFACTURER: **Veeder - Root**	490-57	MODEL #(S): **794380-208**	490-58

DETECTION OF A LEAK INTO THE UDC TRIGGERS AUDIBLE AND VISUAL ALARMS	☒ a. YES	☐ b. NO	490-59
UDC LEAK ALARM TRIGGERS AUTOMATIC PUMP SHUTDOWN	☒ a. YES	☐ b. NO	490-60
FAILURE / DISCONNECTION OF UDC MONITORING SYSTEM TRIGGERS AUTOMATIC PUMP SHUTDOWN	☒ a. YES	☐ b. NO	490-61
UDC MONITORING STOPS THE FLOW OF PRODUCT AT THE DISPENSER	☒ a. YES	☐ b. NO	490-62

2. UDC CONSTRUCTION IS ☒ 1. SINGLE-WALLED ☐ 2. DOUBLE-WALLED 490-63

IF DOUBLE WALLED: 490-64a
UDC INTERSTITIAL SPACE IS MONITORED BY: ☐ 1. LIQUID ☐ 2. PRESSURE ☐ 3. VACUUM
A LEAK WITHIN THE SECONDARY CONTAINMENT OF THE UDC TRIGGERS AUDIBLE AND VISUAL ALARMS ☐ a. YES ☐ b. NO 490-64b

VII. PERIODIC SYSTEM TESTING

☐ 1. **ELD TESTING**: THIS FACILITY HAS BEEN NOTIFIED BY THE STATE WATER RESOURCES CONTROL BOARD THAT ENHANCED LEAK DETECTION (ELD) MUST BE PERFORMED. PERIODIC ELD IS PERFORMED EVERY 36 MONTHS AS REQUIRED. (23 CCR §2644.1) 490-65

☒ 2. **SECONDARY CONTAINMENT COMPONENTS ARE TESTED EVERY 36 MONTHS.** 490-66

☒ 3. **SPILL BUCKETS ARE TESTED ANNUALLY.** 490-67

VIII. RECORDKEEPING

The following monitoring/maintenance records are kept for this facility:

☒ Alarm logs	490-68a	☒ Visual Inspection Records	490-68b
☒ Tank integrity testing results	490-68c	☐ SIR testing results (and supporting documentation records)	490-68d
☐ Tank gauging results (and supporting documentation records)	490-68e	☐ ATG Testing results (and supporting documentation records)	490-68f
☐ Corrosion Protection 60-day logs	490-68g	☒ Equipment maintenance and calibration records	490-68h

IX. TRAINING

☒ Personnel with UST monitoring responsibilities are familiar with all of the following documents relevant to their job duties. 490-69a

REFERENCE DOCUMENTS MAINTAINED AT FACILITY (Check all that apply)

- ☒ THIS UNDERGROUND STORAGE TANK MONITORING PLAN (Required) 490-69b
- ☒ OPERATING MANUALS FOR ELECTRONIC MONITORING EQUIPMENT (Required) 490-69c
- ☒ CALIFORNIA UNDERGROUND STORAGE TANK REGULATIONS 490-69d
- ☒ CALIFORNIA UNDERGROUND STORAGE TANK LAW 490-69e
- ☒ STATE WATER RESOURCES CONTROL BOARD (SWRCB) PUBLICATION: "HANDBOOK FOR TANK OWNERS - MANUAL AND STATISTICAL INVENTORY RECONCILIATION" 490-69f
- ☒ SWRCB PUBLICATION: "UNDERSTANDING AUTOMATIC TANK GAUGING SYSTEMS" 490-69g
- ☒ OTHER (Specify): UST California System Operator 490-69h, 490-69i

☒ This facility has a "Designated UST Operator" who has passed the California UST System Operator Exam administered by the International Code Council (ICC). The "Designated UST Operator" will train facility employees in the proper operation and maintenance of the UST systems annually, and within 30 days of hire. This training will include, but is not limited to, the following: 490-70

- Operation of the UST systems in a manner consistent with the facility's best management practices
- The facility employee's role with regard to the monitoring equipment as specified in this UST Monitoring Plan
- The facility employee's role with regard to spills and overfills as specified in the UST Response Plan
- Names of contact person(s) for emergencies and monitoring alarms

X. COMMENTS/ADDITIONAL INFORMATION

Provide additional comments here or indicate how many pages with additional information on specific monitoring procedures are attached to this plan. 490-71

XI. PERSONNEL RESPONSIBILITIES

The UST Owner/Operator is responsible for ensuring that: 1) the daily/routine UST monitoring activities and maintenance of UST leak detection equipment covered by this plan occurs, 2) all conditions that indicate a possible release are investigated, and 3) all monitoring records are maintained properly.
The following person(s) are responsible for performing the monitoring and equipment maintenance:

NAME Robert T. Bowers	490-72	TITLE Fleet/Facility Supervisor	490-73
NAME Fred Campbell	490-74	TITLE Shop Assistant	490-75

The Designated Operator shall perform a monthly visual inspection of the facility, provide a report to the owner/operator, and inform the owner/operator of any conditions that need follow-up action.

XII. OWNER/OPERATOR SIGNATURE

CERTIFICATION: I certify that the information provided herein is true and accurate to the best of my knowledge.

APPLICANT SIGNATURE: Robert Tony Bowers	490-76	DATE: 7/3/08	490-77
REPRESENTING ☐ 1. Tank Owner/Operator ☒ 2. Facility Owner/Operator ☐ 3. Authorized Representative of Owner			
APPLICANT NAME (print): Robert Tony Bowers	490-78	APPLICANT TITLE: Fleet/Facility Supervisor	490-79

(Agency Use Only)	This plan has been reviewed and:	☑ Approved	☐ Approved With Conditions

Local Agency Signature: Vikki Denslow Date: 7/15/08
Comments or Special Conditions:

UST Monitoring Plan – Page 2 Instructions

Complete a separate UST Monitoring Plan for each UST monitoring system at the facility. This Monitoring Plan must be kept at the UST location at all times. The elements of this Monitoring Plan constitute conditions of the UST Operating Permit. This form must be submitted with your initial UST Operating Permit Application and within 30 days of changes in the information it contains. Please note that you are required to obtain approval prior to installing or modifying monitoring equipment. (Note: Numbering of these instructions follows the data element numbers on the form.)

490-54a. MONITORING OF THE UNDER DISPENSER CONTAINMENT – Indicate the method used for UDC monitoring.
490-54b. SPECIFY – If 99 "Other" is checked, describe other method used.
If VI-1-1, VI-1-2 or VI-1-3 or VI-1-99 is checked, complete 490-55 to 490-64b.

490-55. PANEL MANUFACTURER – Enter the name of the manufacturer of the monitoring system control panel (console). If there is no control panel (e.g., only an electrical relay box is installed) leave this space blank.
490-56. MODEL # – Enter the model number for the monitoring system control panel (console). If there is no control panel (e.g., only an electrical relay box is installed) leave this space blank.
490-57. LEAK SENSOR MANUFACTURER – Enter the name of the manufacturer of the sensor(s).
490-58. MODEL #(S) – Enter the model number of the sensor(s) installed. If additional space is needed, use Section X.
490-59. DETECTION OF A LEAK INTO THE UDC TRIGGERS AUDIBLE AND VISUAL ALARMS – Indicate Yes or No
490-60. UDC LEAK ALARM TRIGGERS PUMP SHUTDOWN – Indicate Yes or No
490-61. FAILURE/DISCONNECTION OF UDC MONITORING SYSTEM TRIGGERS AUTOMATIC PUMP SHUTDOWN – Indicate Yes or No
490-62. UDC MONITORING STOPS THE FLOW OF PRODUCT AT THE DISPENSER – Indicate Yes or No.
490-63. UDC CONSTRUCTION – Indicate if the construction of the UDC is single-walled, or double-walled.
490-64a. DOUBLE-WALLED INTERSTITIAL SPACE MONITORING – Indicate what is used to monitor the interstitial space.
490-64b. LEAK WITHIN THE SECONDARY CONTAIMENT OF UDC TRIGGERS AUDIBLE AND VISUAL ALARMS – Indicate Yes or No
490-65. VII-1 ELD TESTING – Check the box if you have been notified by the State Water Resources Control Board (SWRCB) that the UST(s) covered by this plan is/are subject to Enhanced Leak Detection Requirements (i.e., UST has any single-wall component and is located within 1,000 feet of a public drinking water well).
490-66. TESTING OF SECONDARY CONTAINMENT COMPONENTS EVERY 36 MONTHS - Check the box if you have secondary containment that requires testing.
490-67. SPILL BUCKET TESTING - Check the box if you have spill buckets.
490-68a-h. VIII RECORDKEEPING – Indicate which monitoring and equipment maintenance records are maintained for this facility.
490-69a IX TRAINING STATEMENT – Check the box to verify that the statement is true.
REFERENCE DOCUMENTS MAINTAINED AT FACILITY – Check the appropriate boxes to describe reference documents maintained at the facility. Note that the first two items on the list must be kept at the facility.
490-69b. MONITORING PLAN – Indicate that this plan is kept as a reference document.
490-69c. OPERATING MANUALS FOR ELECTRONIC EQUIPMENT – Indicate that this plan is kept as a reference document.
490-69d. CA UST REGULATIONS – Indicate that this is kept as a reference document.
490-69e. CA UST LAW – Indicate that this is kept as a reference document.
490-69f. STATE WATER RESOURCES CONTROL BOARD (SWRCB) PUBLICATION – "HANDBOOK FOR TANK OWNERS - MANUAL AND STATISTICAL INVENTORY RECONCILIATION – Indicate that this is kept as a reference document.
490-69g. SWRCB PUBLICATION: "UNDERSTANDING AUTOMATIC TANK GAUGING SYSTEMS" – Indicate that this is kept as a reference document.
490-69h. OTHER – Indicate that other reference documents are kept.
490-69i. SPECIFY-If "OTHER" is checked, enter a brief description of the other document(s) maintained at the facility. If additional space is needed, see Section X.
490-70. DESIGNATED OPERATOR TRAINING – Check this box to verify that this statement is true.
490-71. COMMENTS/ADDITIONAL INFORMATION – Make additional comments or you may attach and identify the number of additional pages of information to describe any additional UST system monitoring-related information (e.g., additional information required by your local agency). Attach any monitoring logs that you will be using for the monitoring of your tank system.
490-72. NAME – Enter the name of the person who routinely conducts the monitoring and equipment maintenance under this plan.
490-73. TITLE – Enter the title of the person.
490-74. NAME – Enter the name of the second person, if applicable, who routinely conducts the monitoring and equipment maintenance under this plan.
490-75. TITLE – Enter the title of the second person.

OWNER/OPERATOR SIGNATURE – The tank owner/operator, facility owner/operator, or an authorized representative of the owner shall sign in the space provided. This signature certifies that the signer believes that all information submitted is true, accurate, and complete, and that the training program specified in Section IX has been implemented.

490-76. REPRESENTING – Check the appropriate box to indicate whether the signer is the UST owner/operator, the UST facility owner/operator, or an authorized representative of the owner.
490-77. DATE – Enter the date the plan was signed.
490-78. APPLICANT NAME – Print or type the name of the person signing the plan.
490-79. APPLICANT TITLE – Enter the title of the person signing the plan.

#105397

COUNTY OF SAN DIEGO CUPA
DEPARTMENT OF ENVIRONMENTAL HEALTH
HAZARDOUS MATERIALS DIVISION
P.O. BOX 129261, SAN DIEGO, CA 92112-9261
(619) 338-2222 FAX (619) 338-2377
1-800-253-9933

UNDERGROUND STORAGE TANK
RESPONSE PLAN – PAGE 1

(One form per facility)

TYPE OF ACTION ☐ 1. NEW PLAN ☒ 2. CHANGE OF INFORMATION R01

I. FACILITY INFORMATION

FACILITY ID # *(Agency Use Only)*: 37-000-04122a 1

BUSINESS NAME (Same as FACILITY NAME or DBA – Doing Business As) R02

City of Poway - Fleet/Facility Maintenance

BUSINESS SITE ADDRESS R03	CITY R04		ZIP CODE R05
14415 Lake Poway Road	Poway	CA	92064-

II. SPILL CONTROL AND CLEANUP METHODS

This plan addresses unauthorized releases from UST systems and supplements the emergency response plans and procedures in the facility's Hazardous Materials Business Plan.

- If safe to do so, facility personnel will take immediate measures to control or stop any release (e.g., activate pump shut-off, etc.) and, if necessary, safely remove remaining hazardous material from the UST system.
- Any release to secondary containment will be pumped or otherwise removed within 24 hours of discovery. Recovered hazardous materials, unless suitable for their intended use, will be managed as hazardous waste.
- Absorbent material will be used to contain and clean up manageable spills of hazardous materials. Absorbent material which has become too saturated to be effective or which is no longer intended for use will be managed as hazardous waste unless a waste determination in accordance with 22 CCR §66262.11 finds that it is non-hazardous. Used absorbent material, reusable or waste, will be stored in a properly labeled and sealed container. Waste material shall be disposed appropriately.
- Facility personnel will determine whether any water removed from secondary containment systems, or from clean-up activity, has been in contact with any hazardous material. If the water is contaminated, it will be managed as hazardous waste unless a waste determination in accordance with 22 CCR §66262.11 finds that it is non-hazardous. If the water has a petroleum sheen (i.e., rainbow colors), it is contaminated. A thick floating petroleum layer may not necessarily display rainbow colors. Water (hazardous or non-hazardous) from sumps, spill containers, etc. will not be disposed to storm water systems.
- We will review secondary containment systems for possible deterioration if any of the following conditions occur:
  1. Hazardous material in contact with secondary containment is not compatible with the material used for secondary containment;
  2. Secondary containment is prone to damage from any equipment used to remove or clean up hazardous material collected in secondary containment;
  3. Hazardous material, other than the product/waste stored in the primary containment system, is placed inside secondary containment to treat or neutralize released product/waste, and the added material or resulting material from such a combination is not compatible with secondary containment.

III. SPILL CONTROL AND CLEAN-UP EQUIPMENT

PERIODIC MAINTENANCE: Spill control and clean-up equipment kept permanently on-site is listed in the facility's Hazardous Materials Business Plan. This equipment is inspected at least monthly, and after each use, supplies are replenished as needed. Defective equipment is repaired or replaced as necessary.

EQUIPMENT NOT PERMANENTLY ON-SITE, BUT AVAILABLE FOR USE IF NEEDED: (Complete only if applicable)

EQUIPMENT	LOCATION	AVAILABILITY
R10 Pig Kit 204-01	R20 14445 Lake Poway Road	R30 7/24 Within 5 Minutes of the Shop
R11	R21	R31
R12	R22	R32
R13	R23	R33
R14	R24	R34
R15	R25	R35

IV. RESPONSIBLE PERSONS

THE FOLLOWING PERSON(S) IS/ARE RESPONSIBLE FOR AUTHORIZING ANY WORK NECESSARY UNDER THIS RESPONSE PLAN:

NAME	TITLE
R40 Robert T. Bowers	R50 Fleet/Facility Supervisor
R41 Fred Campbell	R51 Shop Assistant
R42 Pat Ryan	R52 Operations Manager
R43	R53

V. MONITORING INDICATORS

IF MONITORING INDICATES A POSSIBLE UNAUTHORIZED RELEASE, STEPS TO VERIFY THE RELEASE WILL BE MADE AS FOLLOWS: R60

☒ Additional system testing or data collection ☒ Inspection by qualified persons ☒ Recalibration of equipment ☒ Other (specify):

Recalibration of equipment is done on an as needed basis. A third party contractor is used on an as needed basis as well (other).

#105397

COUNTY OF SAN DIEGO CUPA
DEPARTMENT OF ENVIRONMENTAL HEALTH
HAZARDOUS MATERIALS DIVISION
P.O. BOX 129261, SAN DIEGO, CA 92112-9261
(619) 338-2222 FAX (619) 338-2377
1-800-253-9933

UNDERGROUND STORAGE TANK

RESPONSE PLAN – PAGE 2

(One form per facility)

VI. REPORTING AND RECORD KEEPING

We will report/record any overfill, spill, or unauthorized release from a UST system as indicated in this plan.

Recordable Releases: Any unauthorized release from primary containment which the UST operator is able to clean up within eight (8) hours after the release was detected or should reasonably have been detected, and which does not escape from secondary containment, does not increase the hazard of fire or explosion, and does not cause any deterioration of secondary containment, must be recorded in the facility's monitoring records. Monitoring records must include:

- The UST operator's name and telephone number;
- A list of the types, quantities, and concentrations of hazardous substances released;
- A description of the actions taken to control and clean up the release;
- The method and location of disposal of the released hazardous substances, and whether a hazardous waste manifest was or will be used;
- A description of actions taken to repair the UST and to prevent future releases;
- A description of the method used to reactivate interstitial monitoring after replacement or repair of primary containment.

Reportable Releases: Any overfill, spill, or unauthorized release which escapes from secondary containment (or primary containment if no secondary containment exists), increases the hazard of fire or explosion, or causes any deterioration of secondary containment, is a reportable release. Reportable releases are also recordable.

Within 24 hours after a reportable release has been detected, or should have been detected, we will notify the local agency administering the UST program of the release, investigate the release, and take immediate measures to stop the release. If necessary, or if required by the local agency, remaining stored product/waste will be removed from the UST to prevent further releases or facilitate corrective action. If an emergency exists, we will notify the State Office of Emergency Services.

Within five (5) working days of a reportable release, we will submit to the local agency a full written report containing all of the following information to the extent that the information is known at the time of filing the report:

- The UST owner's or operator's name and telephone number;
- A list of the types, quantities, and concentrations of hazardous materials released;
- The approximate date of the release;
- The date on which the release was discovered;
- The date on which the release was stopped;
- A description of actions taken to control and/or stop the release;
- A description of corrective and remedial actions, including investigations which were undertaken and will be conducted to determine the nature and extent of soil, ground water or surface water contamination due to the release;
- The method(s) of cleanup implemented to date, proposed cleanup actions, and a schedule for implementing the proposed actions;
- The method(s) and location(s) of disposal of released hazardous materials and any contaminated soils, groundwater, or surface water.
- Copies of any hazardous waste manifests used for off-site transport of hazardous wastes associated with clean-up activity;
- A description of proposed methods for any repair or replacement of UST system primary/secondary containment systems;
- A description of additional actions taken to prevent future releases.

We will follow the reporting procedures described above if any of the following conditions occur:

- A recordable unauthorized release can not be cleaned up or is still under investigation within eight (8) hours of detection;
- Released hazardous substances are discovered at the UST site or in the surrounding area;
- Unusual operating conditions are observed, including erratic behavior of product dispensing equipment, sudden loss of product, or the unexplained presence of water in the tank, unless system equipment is found to be defective and is immediately repaired or replaced, and no leak has occurred;
- Monitoring results from UST system monitoring equipment/methods indicate that a release may have occurred, unless the monitoring equipment is found to be defective and is immediately repaired, recalibrated, or replaced, and additional monitoring does not confirm the initial results.

Record Retention: Monitoring records and written reports of unauthorized releases must be maintained on-site for at least 3 years. Hazardous waste shipping/disposal records (e.g., manifests) must be maintained for at least 3 years from the date of shipment.

VII. OWNER/OPERATOR SIGNATURE

CERTIFICATION: I certify that the information provided herein is true and accurate to the best of my knowledge.

OWNER/OPERATOR SIGNATURE	DATE R70
R Alan Bowers	7/3/08
OWNER/OPERATOR NAME (print) R71	OWNER/OPERATOR TITLE R72
Robert T. Bowers (Operator)	Fleet/Facility Supervisor

(Agency Use Only) This plan has been reviewed and is: ☑ Approved ☐ Approved With Conditions* ☐ Disapproved

Local Agency Signature: Debbie Denslow Date: 7-15-08

Conditions of approval (if any):

#105397

COUNTY OF SAN DIEGO - UNDERGROUND STORAGE TANK SECONDARY CONTAINMENT TESTING REPORT FORM

This form is intended for use by contractors performing initial & periodic testing of UST secondary containment systems. Use the appropriate pages of this form to report results for all components tested. The completed form, written test procedures, and printouts from tests (if applicable), must be provided to the facility owner/operator for submittal to the County of San Diego Department of Environmental Health Hazardous Materials Division UST Group.

Establishment Number: 104469 **Plan Check Number:** _____

1. FACILITY INFORMATION

Facility Name:	City of Poway Operations Yard		Date of Testing:	7/3/2008
Facility Address:	14415 Lake Poway Road Poway, CA 92064			**Test Type:**
Facility Contact:	Tony Bowers	Phone:	(858) 668-4745	☐ Initial
Date Local Agency Was Notified of Testing:	7/1/2008			☐ 6 month
Name of Local Agency Inspector *(if present during testing)*:	None			☒ 36 month

2. TESTING CONTRACTOR INFORMATION

Company Name:	Jenal Engineering Corporation		
Technician Conducting Test:	Keegan Slatten		
Credentials:	☒ CSLB Licensed Contractor	☐ SWRCB Licensed Tank Tester	
License Type:	A	License Number: 602806, Hazmat 4257	

Manufacturer Training

Manufacturer	Component(s)	Date Training Expires
INCON TS-STS	245803761 (Keegan Slatten)	01/10/2009
INCON TS-STS	1023433761 (Craig Nowak)	01/10/2009
INCON TS-STS	246213761 (Michael Savage)	01/10/2009

3. SUMMARY OF TEST RESULTS

Component	Pass	Fail	Not Tested	Repairs Made	Component	Pass	Fail	Not Tested	Repairs Made
(T-1) RUL – Annular	☒	☐	☐	☐	(T-1) RUL – Spill Overfill Box Fill	☒	☐	☐	☐
(T-2) Diesel – Annular	☒	☐	☐	☐	(T-1) RUL – Spill Overfill Box Vapor	☒	☐	☐	☐
(T-1) RUL – Secondary Piping	☒	☐	☐	☐	(T-2) Diesel – Spill Overfill Box Fill	☒	☐	☐	☐
(T-2) Diesel – Secondary Piping	☒	☐	☐	☐		☐	☐	☐	☐
(T-1) RUL – Vapor Secondary Piping	☒	☐	☐	☐		☐	☐	☐	☐
(T-1) RUL – Vent Secondary Piping	☒	☐	☐	☒		☐	☐	☐	☐
(T-2) Diesel – Vent Secondary Piping	☒	☐	☐	☐		☐	☐	☐	☐
(T-1) RUL – Piping Sump	☒	☐	☐	☐		☐	☐	☐	☐
(T-2) Diesel – Piping Sumpt	☒	☐	☐	☐		☐	☐	☐	☐
Dispenser #1/2	☒	☐	☐	☐		☐	☐	☐	☐
Dispenser #3/4	☒	☐	☐	☐		☐	☐	☐	☐
(T-1) RUL – Fill Sump	☒	☐	☐	☐		☐	☐	☐	☐
(T-2) Diesel – Fill Sump	☒	☐	☐	☐		☐	☐	☐	☐

If hydrostatic testing was performed, describe what was done with the water after completion of tests:

All water used in testing was drummed and left on site.

CERTIFICATION OF TECHNICIAN RESPONSIBLE FOR CONDUCTING THIS TESTING

To the best of my knowledge, the facts stated in this document are accurate and in full compliance with legal requirements

Technician's Signature: Keegan Slatten Date: July 3, 2008

4. TANK ANNULAR TESTING

Test Method Developed By:	☒ Tank Manufacturer ☒ Industry Standard ☐ Professional Engineer ☐ Other *(Specify)*			
Test Method Used:	☐ Pressure ☒ Vacuum ☐ Hydrostatic ☐ Other *(Specify)*			
Test Equipment Used: MARSH P0105 PNEUMATIC GAUGE			Equipment Resolution: +/- .05% F.S.	
	Tank #1 (Gas)	**Tank #2 (Diesel)**		
Is Tank Exempt From Testing?[1]	☐ Yes ☒ No	☐ Yes ☒ No	☐ Yes ☐ No	☐ Yes ☐ No
Tank Capacity:	**6,000 Gallons**	**4,000 Gallons**		
Tank Material:	**Steel**	**Steel**		
Tank Manufacturer:				
Product Stored:	**Gasoline**	**Gasoline**		
Wait time between applying pressure/vacuum/water and starting test:	**30 Minutes.**	**30 Minutes.**		
Test Start Time:	**8:30 am**	**8:30 am**		
Initial Reading (R_I):	**15" hg**	**15" hg**		
Test End Time:	**9:30 am**	**9:30 am**		
Final Reading (R_F):	**15" hg**	**15" hg**		
Test Duration:	**1 Hour**	**1 Hour**		
Change in Reading (R_F-R_I):	**0" hg vac**	**0" hg vac**		
Pass/Fail Threshold or Criteria:	**+/- 0.00**	**+/- 0.00**		
Test Result:	☒ **Pass** ☐ **Fail**	☒ **Pass** ☐ **Fail**		
Was sensor removed for testing?	☒ Yes ☐ No ☐ NA	☒ Yes ☐ No ☐ NA		
Was sensor properly replaced and verified functional after testing?	☒ Yes ☐ No ☐ NA	☒ Yes ☐ No ☐ NA		

Comments – *(include information on repairs made prior to testing, & recommended follow-up for failed tests)*

[1] Secondary containment systems where the continuous monitoring automatically monitors both the primary and secondary containment, such as systems that are hydrostatically monitored or under constant vacuum, are exempt from periodic containment testing. {California Code of Regulations, Title 23, Section 2637(a)(6)}

5. SECONDARY PIPE TESTING

Test Method Developed By:	☒ Piping Manufacturer	☐ Industry Standard	☐ Professional Engineer	☐ Other *(Specify)*
Test Method Used:	☒ Pressure	☐ Vacuum	☐ Hydrostatic	☐ Other *(Specify)*
Test Equipment Used: MARSH P0140 PNEUMATIC GAUGE			Equipment Resolution: +/- .05% F.S.	

	Piping Run #(T-1) RUL	Piping Run #(T-2) Dsl	RUL Vapor Line	RUL Vent Line
Piping Material:	Fiberglass	Fiberglass	Fiberglass	Fiberglass
Piping Manufacturer:	A. O. Smith	A. O. Smith	A. O. Smith	A. O. Smith
Piping Diameter:	3" over 2"	3" over 2"	4" over 3"	3" over 2"
Length of Piping Run:	28'	18'	28'	29'
Product Stored:	Gasoline	Diesel	N/A	N/A
Method and location of piping-run isolation:	At turbine & in dispenser	At turbine & in dispenser	At turbine & in dispenser	At turbine sump
Wait time between applying pressure/vacuum/water and starting test:	15 Minutes	15 Minutes	15 Minutes	15 Minutes
Test Start Time:	8:30 am	8:30 am	10:00 am	10:00 am
Initial Reading (R_I):	5.0 psi	5.0 psi	5.0 psi	5.0 psi
Test End Time:	9:30 am	9:30 am	11:00 am	11:00 am
Final Reading (R_F):	5.0 psi	5.0 psi	5.0 psi	5.0 psi
Test Duration:	1 Hour	1 Hour	1 Hour	1 Hour
Change in Reading (R_F-R_I):	0.00	0.00	0.00	0.00
Pass/Fail Threshold or Criteria:	+/-0.00	+/-0.00	+/-0.00	+/-0.00
Test Result:	☒ Pass ☐ Fail	☒ Pass ☐ Fail	☒ Pass ☐ Fail	☒ Pass ☐ Fail

Comments – *(include information on repairs made prior to testing, and recommended follow-up for failed tests)*

5. SECONDARY PIPE TESTING

Test Method Developed By:	☒ Piping Manufacturer ☐ Industry Standard ☐ Professional Engineer ☐ Other *(Specify)*			
Test Method Used:	☒ Pressure ☐ Vacuum ☐ Hydrostatic ☐ Other *(Specify)*			
Test Equipment Used: MARSH P0140 PNEUMATIC GAUGE			Equipment Resolution: +/- .05% F.S.	
	Diesel Vent Line			
Piping Material:	**Fiberglass**			
Piping Manufacturer:	**A. O. Smith**			
Piping Diameter:	**3" over 2"**			
Length of Piping Run:	**19'**			
Product Stored:	**N/A**			
Method and location of piping-run isolation:	**At turbine sump**			
Wait time between applying pressure/vacuum/water and starting test:	**15 Minutes**			
Test Start Time:	**10:00 am**			
Initial Reading (R_I):	**5.0 psi**			
Test End Time:	**11:00 am**			
Final Reading (R_F):	**5.0 psi**			
Test Duration:	**1 Hour**			
Change in Reading (R_F- R_I):	**0.00**			
Pass/Fail Threshold or Criteria:	**+/-0.00**			
Test Result:	☒ **Pass** ☐ **Fail**			

Comments – *(include information on repairs made prior to testing, and recommended follow-up for failed tests)*

6. PIPING SUMP TESTING

Test Method Developed By:	☐ Sump Manufacturer ☒ Industry Standard ☐ Professional Engineer ☐ Other *(Specify)*			
Test Method Used:	☐ Pressure ☐ Vacuum ☒ Hydrostatic ☐ Other *(Specify)*			
Test Equipment Used: INCON TS-STS		Equipment Resolution: +/- .0001		
	Sump #1 – RUL	**Sump #2 – DSL**		
Sump Diameter:	**48"**	**48"**		
Sump Depth:	**29.25"**	**28"**		
Sump Material:	**Fiberglass**	**Fiberglass**		
Height from Tank Top to Top of Highest Piping Penetration:	**10.5"**	**10"**		
Height from Tank Top to Lowest Electrical Penetration:	**6"**	**2.5"**		
Condition of sump prior to testing:	**Fair**	**Fair**		
Portion of Sump Tested[2]	**Approx. 50 %**	**Approx. 50 %**		
Does turbine shut down when sump sensor detects liquid (both product and water)?*	☒ Yes ☐ No ☐ NA	☒ Yes ☐ No ☐ NA		
Turbine shutdown response time				
Is system programmed for fail-safe shutdown?*	☒ Yes ☐ No ☐ NA	☒ Yes ☐ No ☐ NA		
Was fail-safe verified to be operational?*	☒ Yes ☐ No ☐ NA	☒ Yes ☐ No ☐ NA		
Wait time between applying pressure/vacuum/water and starting test:	**30 Minutes**	**30 Minutes**		
Test Start Time:	**9:48am 10:14am**	**9:48am 10:14am**		
Initial Reading (R_I):	**5.3877 5.3875**	**2.5737 2.5710**		
Test End Time:	**10:03am 10:29am**	**10:03am 10:29am**		
Final Reading (R_F):	**5.3875 5.3874**	**2.5734 2.5698**		
Test Duration:	**15 minutes x 2**	**15 minutes x 2**		
Change in Reading (R_F-R_I):	**-.0002 -.0001**	**-.0003 -.0012**		
Pass/Fail Threshold or Criteria:	**+/- .0020**	**+/- .0020**		
Test Result:	☒ **Pass** ☐ **Fail**	☒ **Pass** ☐ **Fail**		
Was sensor removed for testing?	☒ Yes ☐ No ☐ NA	☒ Yes ☐ No ☐ NA		
Was sensor properly replaced and verified functional after testing?	☒ Yes ☐ No ☐ NA	☒ Yes ☐ No ☐ NA		

Comments – *(include information on repairs made prior to testing, and recommended follow-up for failed tests)*

[2] If the entire depth of the sump is not tested, specify how much was tested. If the answer to any of the questions indicated with an asterisk (*) is "NO" or "NA", the entire sump must be tested. (See SWRCB LG-160)

7. UNDER-DISPENSER CONTAINMENT (UDC) TESTING

Test Method Developed By:	☒ UDC Manufacturer	☒ Industry Standard	☐ Professional Engineer	
	☐ Other *(Specify)*			
Test Method Used:	☐ Pressure	☐ Vacuum	☒ Hydrostatic	
	☐ Other *(Specify)*			
Test Equipment Used: INCON TS-STS			Equipment Resolution: +/- .0001	

	UDC #1/2	UDC #3/4		
UDC Manufacturer:	**Bravo**	**Bravo**		
UDC Material:	**Fiberglass**	**Fiberglass**		
UDC Depth:	**29.25"**	**29.25"**		
Height from UDC Bottom to Top of Highest Piping Penetration:	**12.5"**	**12.5"**		
Height from UDC Bottom to Lowest Electrical Penetration:	**4"**	**4"**		
Condition of UDC prior to testing:	**Good**	**Good**		
Portion of UDC Tested[3]	**Approx. 80 %**	**Approx. 80 %**		
Does turbine shut down when UDC sensor detects liquid (both product and water)?*	☒ Yes ☐ No ☐ NA	☒ Yes ☐ No ☐ NA		
Turbine shutdown response time				
Is system programmed for fail-safe shutdown?*	☒ Yes ☐ No ☐ NA	☒ Yes ☐ No ☐ NA		
Was fail-safe verified to be operational?*	☒ Yes ☐ No ☐ NA	☒ Yes ☐ No ☐ NA		
Wait time between applying pressure/vacuum/water and starting test	**30 Minutes**	**30 Minutes**		
Test Start Time:	**8:55am 9:18am**	**11:21am 11:45am**		
Initial Reading (R_I):	**1.3017 1.3015**	**5.3451 5.3439**		
Test End Time:	**9:11am 9:33am**	**11:36am 12:01am**		
Final Reading (R_F):	**1.3015 1.3015**	**5.3443 5.3431**		
Test Duration:	**15 Minutes x 2**	**15 Minutes x 2**		
Change in Reading (R_F-R_I):	**-.0002 0.0000**	**-.0008 -.0008**		
Pass/Fail Threshold or Criteria:	**+/- .0020**	**+/- .0020**		
Test Result:	☒ **Pass** ☐ **Fail**	☒ **Pass** ☐ **Fail**		
Was sensor removed for testing?	☒ Yes ☐ No ☐ NA	☒ Yes ☐ No ☐ NA		
Was sensor properly replaced and verified functional after testing?	☒ Yes ☐ No ☐ NA	☒ Yes ☐ No ☐ NA		

Comments – *(include information on repairs made prior to testing, and recommended follow-up for failed tests)*

[3] If the entire depth of the UDC is not tested, specify how much was tested. If the answer to any of the questions indicated with an asterisk (*) is "NO" or "NA", the entire UDC must be tested. (See SWRCB LG-160)

8. FILL RISER CONTAINMENT SUMP TESTING

Facility is Not Equipped With Fill Riser Containment Sumps ☐				
Fill Riser Containment Sumps are Present, but were Not Tested ☐				
Test Method Developed By:	☐ Sump Manufacturer ☒ Industry Standard ☐ Professional Engineer ☐ Other *(Specify)*			
Test Method Used:	☐ Pressure ☐ Vacuum ☒ Hydrostatic ☐ Other *(Specify)*			
Test Equipment Used: INCON TS-STS			Equipment Resolution: +/- .0001	
	Sump #1 – RUL	**Sump #2 – DSL**		
Sump Diameter:	**48"**	**48"**		
Sump Depth:	**37"**	**36"**		
Height from Tank Top to Top of Highest Piping Penetration:	**N/A**	**N/A**		
Height from Tank Top to Lowest Electrical Penetration:	**4"**	**4"**		
Condition of sump prior to testing:	**Fair**	**Fair**		
Portion of Sump Tested	**Approx. 30 %**	**Approx. 30 %**		
Sump Material:	**Fiberglass**	**Fiberglass**		
Wait time between applying pressure/vacuum/water and starting test:	**30 minutes**	**30 minutes**		
Test Start Time:	**10:59am 11:21am**	**12:08pm 12:27pm**		
Initial Reading (R_I):	**3.8653 3.8653**	**2.8854 4.1549**		
Test End Time:	**11:14am 11:36pm**	**12:23pm 12:43pm**		
Final Reading (R_F):	**3.8653 3.8652**	**2.0839 4.1547**		
Test Duration:	**15 Minutes x 2**	**15 minttes x 2**		
Change in Reading (R_F-R_I):	**0.0000 -.0001**	**-.0015 -.0002**		
Pass/Fail Threshold or Criteria:	**+/- .0020**	**+/- .0020**		
Test Result:	☒ **Pass** ☐ **Fail**	☒ **Pass** ☐ **Fail**		
Is there a sensor in the sump?	☒ Yes ☐ No ☐ NA	☒ Yes ☐ No ☐ NA		
Does the sensor alarm when either product or water is detected?	☒ Yes ☐ No ☐ NA	☒ Yes ☐ No ☐ NA		
Was sensor removed for testing?	☒ Yes ☐ No ☐ NA	☐ Yes ☐ No ☐ NA		
Was sensor properly replaced and verified functional after testing?	☒ Yes ☐ No ☐ NA	☒ Yes ☐ No ☐ NA		

Comments – *(include information on repairs made prior to testing, and recommended follow-up for failed tests)*

9. SPILL/OVERFILL CONTAINMENT BOXES

Facility is Not Equipped With Spill/Overfill Containment Boxes ☐			
Spill/Overfill Containment Boxes are Present, but were Not Tested ☒			
Test Method Developed By:	☒ Spill Bucket Manufacturer	☒ Industry Standard	☐ Professional Engineer
	☐ Other *(Specify)*		
Test Method Used:	☐ Pressure	☐ Vacuum	☒ Hydrostatic
	☐ Other *(Specify)*		
Test Equipment Used: INCON TS-STS		Equipment Resolution: +/- .0001	

	T-1, RUL Fill		T-1, RUL Vapor		T-2, Diesel Fill		
Bucket Diameter:	12"		12"		12"		
Bucket Depth:	15.5"		15.5"		13.5"		
Wait time between applying pressure/vacuum/water and starting test:	30 minutes		30 minutes		30 minutes		
Test Start Time:	11:45am	12:08pm	11:45am	12:08pm	10:59am	11:21am	
Initial Reading (R_I):	0.8515	0.8514	3.9450	3.9448	1.7320	1.7251	
Test End Time:	12:01pm	12:23pm	12:01pm	12:23pm	11:14am	11:36pm	
Final Reading (R_F):	0.8516	0.8514	3.9448	3.9448	1.7320	1.7251	
Test Duration:	15 minutes x 2		15 minutes x 2		15 minutes x 2		
Change in Reading (R_F-R_I):	+.0001	0.0010	-.0002	0.0000	0.0000	0.0000	
Pass/Fail Threshold or Criteria:	+/- .0020		+/- .0020		+/- .0020		
Test Result:	☒ Pass	☐ Fail	☒ Pass	☐ Fail	☒ Pass	☐ Fail	

Comments – *(include information on repairs made prior to testing, and recommended follow-up for failed tests)*

Send Completed Form to:
County of San Diego, Department of Environmental Health, Hazardous Materials Division
UST Group
P.O. Box 129261
San Diego CA 92112-9261

Permit #: 105397
State ID: 37-000-105397

Operating Permit Issued on 05/24/2008
Operating Permit Expires on: 05/23/2013
Reference Number: 1199

San Diego County

Department of Environmental Health

UNDERGROUND STORAGE TANK OPERATING PERMIT

UST Facility Name: PUBLIC WORKS DEPT CITY POWAY **Site Address:** 14415 LAKE POWAY RD, POWAY, 92064-

Tank Owner's Name: CITY OF POWAY

Tank Operator's Name PUBLIC WORKS DEPT CITY POWA

See reverse side for permit conditions and requirements.

	Tank#	Capacity (gallons)	Tank Use	Piping Construction	Contents	Monitoring Alternative
1	19448	6000	Motor Vehicle Fuel	DOUBLE WALL	REGULAR UNLEADED	DW TANK, DW PRESSURIZED PIPE W/ DRY TANK ANNULAR; POSITIVE SHUT-OFF & FAILSAFE, 3.0 LLD; UDC W/ POSITIVE SHUT-OFF
2	19449	4000	Motor Vehicle Fuel	DOUBLE WALL	DIESEL	DW TANK, DW PRESSURIZED PIPE W/ DRY TANK ANNULAR; POSITIVE SHUT-OFF & FAILSAFE, 3.0 LLD; UDC W/ POSITIVE SHUT-OFF

Total Number of Operating Permitted Tanks: 2

GARY W. ERBECK
DIRECTOR

County of San Diego

JACK MILLER
ASSISTANT DIRECTOR

DEPARTMENT OF ENVIRONMENTAL HEALTH
HAZARDOUS MATERIALS DIVISION
P.O. BOX 129261, SAN DIEGO, CA 92112-9261
Phone: (619) 338-2222 FAX: (619) 338-2377
1 (800) 253-9933
http://www.sdcdeh.org

July 11, 2008

Environmental Coordinator 105397
PUBLIC WORKS DEPT CITY POWAY
PO BOX 789
POWAY, CA 92074-0789

RE: Underground Tank Facility
14415 LAKE POWAY RD, POWAY, 92064-

The Hazardous Materials Division (HMD) of the Department of Environmental Health is the Certified Unified Program Agency (CUPA) in the County of San Diego. The HMD, as the CUPA, regulates the construction, installation, operation, repair and removal of underground storage tank (UST) systems. Recent changes in state regulations require owners and operators of UST systems to submit the new Unified Program Consolidated Forms developed by the State Water Resources Control Board. Completed forms must be submitted to the CUPA at the address above by August 31, 2008.

The changes to the UST regulations which went into effect on January 17, 2008, require UST owners and operators to use the new standardized forms to submit all required (current and new) registration information. All UST owners and operators must provide the CUPA with tank and facility information (including Monitoring Plan, Emergency Plan and Plot Plan*) on the new forms. The forms (listed below) are available in interactive format at www.sdcounty.ca.gov/hazmat/hmd_forms.html. Failure to submit these new forms will result in non-renewal of the UST Operating Permit. To prevent any delay to the renewal of your UST Operating Permit, submit these forms immediately. Copies of the completed forms must be maintained at the UST facility. If you manage more than one facility, a complete set of forms is required for each facility.

The new standardized forms will promote consistency in record keeping which will benefit HMD and UST owners and operators. If you have recently submitted the information on the new forms, please disregard this advisory.

If you have any questions about the information contained in this bulletin, please contact the Hazardous Materials Division Duty Specialist at (619) 338-2231.

Sincerely,

J. M. VIZZIER, Chief
Hazardous Materials Division

JMV/lms

Enclosures: UST Facility Page (HM-9715)
UST Tank Information Page (HM-9717)
UST Monitoring Plan (HM-9222A)
UST Emergency Plan (HM-9222B)
UST Plot Plan (HM-9222C)*

(*If you already have a diagram (Plot Plan) that shows the required information, include it with this submission.)

SAN DIEGO COUNTY
DEPARTMENT OF ENVIRONMENTAL HEALTH-CUPA
HAZARDOUS MATERIALS DIVISION
P.O. Box 129261, San Diego, CA 92112-9261
1-800-253-9933 (619) 338-2222 Fax (619) 338-2377

HAZARDOUS MATERIALS BUSINESS PLAN CERTIFICATION

California Health & Safety Code (H&SC), Division 20, Chapter 6.95, Section 25505 provides for the following:

The San Diego County, Department of Environmental Health, Hazardous Materials Division (HMD), as the administering agency, requires a business that handles hazardous materials to submit the hazardous materials inventory, a list of emergency contacts, and a site plan, **in lieu of a complete Hazardous Materials Business Plan (HMBP),** only after the initial submittal of a complete HMBP. The business must certify that a complete HMBP has been prepared and is maintained at the site where the hazardous materials are stored. A complete HMBP includes the items to be submitted to the HMD and an Emergency Response Plan and Employee Training Plan, as established in H&SC Section 25504. The business must also annually certify that the HMBP is current and maintained on site. See Back for instructions and further clarification.

I. IDENTIFICATION

FACILITY ID# 3 7 0 0 0 1 0 5 3 9 7

BUSINESS NAME (Same as FACILITY NAME or DBA - Doing Business As) 3
City of Poway Fleet/Facilities

BUSINESS SITE ADDRESS 103
14415 Lake Poway Road

CITY 104: Poway | CA | ZIP CODE 105: 92064

II. CERTIFICATION STATEMENT

☐ **CARCINOGEN/REPRODUCTIVE TOXIN ANNUAL RENEWAL WITHOUT CHANGES: This is an annual renewal to certify that the list of carcinogens and/or reproductive toxins last provided is a current list as specified in the San Diego County Code of Regulatory Ordinances Section 68.1113.**

Check only one of the following boxes:

☐ **INITIAL CERTIFICATION: This is to certify (H&SC Section 25505(e)(1)) that a complete HMBP, which includes the hazardous materials inventory, a list of emergency contacts, a site plan, emergency response plan, and employee training plan, has been prepared and is maintained at the site where the hazardous materials are stored.**

☐ **ANNUAL CERTIFICATION WITHOUT CHANGES: This is an annual certification (H&SC Section 25505(d)&(e)(2)) that the P, which includes the hazardous materials inventory, a list of emergency contacts, a site plan, emergency response plan, and employee training plan, is current and includes all the information required in H&SC Section 25504, and 25509, and is maintained at the site where the hazardous materials are stored.**

☒ **CERTIFICATION OF CHANGES/REVISIONS: This is to certify that the HMBP has been reviewed (H&SC Section 25505(c) & 25510) and all necessary changes/revisions have been made. The HMBP is current and is maintained at the site where the hazardous materials are stored. Attached are changes to the hazardous materials inventory and/or list of emergency contacts. For site map revisions, submit only the pages that have a change or revision and attach to this certification. This submittal satisfies annual certification requirements specified in H&SC Section 25505(d)&(e)(2).**

As an Authorized Representative, I certify under the penalty of law, that I have personally examined and am familiar with the information submitted and believe the information is true, accurate, and complete. By checking any of the boxes above I also certify that : a)The information contained in the hazardous materials inventory most recently submitted to the CUPA or Administrative Agency is complete, accurate, and up to date; b) There has been no change in the quantity of hazardous materials reported in the most recently submitted inventory; and c) All hazardous materials subject to inventory requirements are listed on the most recently submitted inventory.

SIGNATURE OF OWNER/OPERATOR OR DESIGNATED REPRESENTATIVE	DATE
R Tony Bowers	2/28/08
NAME OF SIGNER (print)	TITLE OF SIGNER
Tony Bowers	Fleet & Facility Maintenance Supervisor

OFFICE USE

INSTRUCTIONS TO CLERICAL STAFF FOR HMBP ACCEPTANCE

☑ Site Map	3/4/08
☑ *Emergency Contacts	3/4/08
☑ *Chemical Inventory	3/4/08

*Note: Indicate the date that the inventory and/or ER contact information in the KIVA database was reviewed and changes were submitted for processing. If the inventory and ER contact information are exactly the same as it is recorded in KIVA, no changes need to be submitted.

Hazardous Materials Business Plan acceptance date will be changed to the acceptance date on new site map. A letter will be mailed to business after processing of site map updates.

HIRT SITE ☐** FIRE DIST. ____

Specialist's Signature: (only required for new plans or for changes to site maps, chemical inventory and/or emergency contacts) Vikki Denslow

REMARKS: _____

** If HIRT box is checked, follow HIRT policy to indicate on the inventory forms which hazardous materials make this a HIRT site.

ENTERED APR 2 8 2009

COUNTY OF SAN DIEGO

COMPLIANCE INSPECTION REPORT

PAGE 1 OF 4 DATE 3/25/09
PERMIT# 105397 BUS. CODE K24
TIME START 9:00 END 3:30
SPECIALIST Denstaw
INSPECTION CONTACT
Tony Bowers
TITLE Fleet + Facility Maintenance Spr.
PHONE (858) 668-4745

BUSINESS NAME City of Poway Public Works
ADDRESS 14415 Lake Poway Road
CITY/ZIP Poway, CA 92064

On the above date, the County inspected your business under the authority of the California Health and Safety Code (H&SC), to determine compliance with applicable provisions of the H&SC, the California Code of Regulations (CCR), and the San Diego County Code of Regulatory Ordinances (SDCC). **This report serves as a Notice to Comply (H&SC 25187.8 & 25404.1.2) for any minor violations as defined in H&SC 25404 and 25117.6.** This report may contain both minor and more significant (Class II) violations. Minor violations do not include repeat violations or violations remaining uncorrected for more than 30 days (or as specified below). Minor violations do not include knowing, willful, intentional, or chronic violations; nor do they include violations showing a pattern of neglect or disregard. The remarks below are intended to provide guidance to correct any violations indicated on the attached violation report. You must submit a written response to this report within 30 days (or as specified below) demonstrating that all violations have been corrected or include a written notice of disagreement that clearly states the reason for any disputed violations. Prompt correction can protect you from penalties for a "minor violation". Penalties can be imposed for each day in violation for all other violations even if they are corrected promptly. However, correction within 30 days (or as specified below) will make a penalty less likely.

Y*	N/A*	NOTE: Reinspection fees will be charged if additional inspections are required to determine compliance.	Y*	N/A*	
☑	☐	Unified Program Facility Permit current	☑	☐	Permit Expires on: 2/28/10
☑	☑	Hazardous Materials Business Plan available	☑	☐	Contingency Plan available ☐ LQG ☑ SQG
☑	☐	Employee training is adequate	☑	☐	Employee training records available
☑	☐	Waste disposal records available for review	☐	☑	Universal waste managed properly
☑	☐	Emergency contacts current ☐ Updated today	☑	☐	Waste containers ☑ closed ☑ labeled
☐	☐	Chemical inventory/map current ☑ Updated today	☑	☐	Waste containers in good condition

Consent to inspect granted by: ☑ Inspection Contact ☐ Other: _____

Routine/Annual Tank Inspection

RECEIVED APR 0 8 2009

Remarks:

- The UST contractor was J. F. Keaveny. The technician was Kevin Criswell, ICC No. 5257809-UT expires 4/18/09 and Veeder Root #006-05-0436, A22473 expires 5/30/09.
- Spill buckets, sensors, and line leak detectors passed.
- The audible and visual alarms were functional.
- The transition sump does not have a sensor. This is acceptable because an approved overfill prevention system is in place, per Robert Rapista.
- The September, 2008 Designated Operator report was signed by Fred Campbell during the inspection.

☑ This is an annual certification that the Hazardous Materials Business Plan (inventory & site map, emergency contacts, emergency response plan, and employee training plan) is current and includes all the information required in the H&SC and is maintained at the site where hazardous materials are stored.

RTR
Initials of Business Representative

PRINTED NAME OF BUSINESS REPRESENTATIVE
R. Tony Bowers

DATE SIGNED
3/25/2009

SIGNATURE OF BUSINESS REPRESENTATIVE
X

TITLE OF BUSINESS REPRESENTATIVE
Fleet/Fac. Supervisor

Department of Environmental Health, Hazardous Materials Division, P.O. Box 129261, San Diego, CA 92112-9261
Phone: (619) 338-2222 Toll Free: (800) 253-9933 http://www.sdcdeh.org

COUNTY OF SAN DIEGO

SUPPLEMENTAL COMPLIANCE INSPECTION REPORT

PERMIT # 105397
DATE 3/25/09
PAGE 2 OF 4

BUSINESS ADDRESS: 14415 Lake Poway Road ZIP CODE: 92064

Remarks (Con't from page 1):

- Aramark picks up used rags on a weekly basis.
- The site map was updated during the inspection.
- A Land ~~Re~~ Disposal Restriction Notification Form was available.
- Universal waste regulations were discussed.

Notice to Comply

1) Observation: A Certificate of Financial Responsibility was available for 7/1/05-7/1/08. This generator is covered by the California Joint Powers Insurance Authority, but current evidence of financial responsibility was not available.
Violation: Current evidence of financial responsibility not available.
Corrective Action: Submit current Certificate of Financial Responsibility to Vikki Denslow by April 25, 2009.

- Complete and return the top copy of the Corrective Action Form to Vikki Denslow with attachment(s) no later than April 25, 2009.-

R [illegible] B [illegible]
SIGNATURE OF BUSINESS REPRESENTATIVE

3/25/2009
DATE SIGNED

FLEET/Facility Supv.
TITLE OF BUSINESS REPRESENTATIVE

COUNTY OF SAN DIEGO

COMPLIANCE INSPECTION REPORT

PERMIT#: 105397
DATE: 3/25/09
PAGE: 3 OF 4

BUSINESS ADDRESS: 14415 Lake Poway Road, Poway ZIP: 92064

VIOLATION REPORT: The items checked below refer to specific section numbers of Title 23 of the California Code of Regulations (CCR), Chapters 6.7, of the Health & Safety Code (HSC) & the County Code of Regulatory Ordinances (SDCC). The following code sections checked are in violation (V) with the Underground Storage Tank laws and regulations. All violations must be corrected. Submit documentation of return to compliance to your Specialist. You may use the Corrective Action Form to document your return to compliance. Your Specialist can provide these forms. Please call (619) 338-2222 or your Specialist if you have any questions.

GENERAL UNDERGROUND STORAGE TANK (UST) REQUIREMENTS

VIOLATION DESCRIPTION				VIOLATION DESCRIPTION			
Viol # NOV	UST SYSTEM RECORDS	VIOL	V	Viol # NOV	FILE RECORDS	VIOL	V
	Current UPF permit not obtained/not available. 25284; 68.905, 68.1003, 68.1005	3101			Secondary containment testing not done at 6/36 months and/or not sent to CUPA within 30 days. 25284.1; 2637(a)&(e)	3114	
	Current Operating Permit not available at facility. 25284(a), 25286(a); 2712 (i); 68.1003	3102			Secondary containment testing not completed (passed) for all components &/or repairs to secondary containment components not completed. 25284.1, 25291(a)(2); 2637	3115	
	All permit operating conditions not met. 25284; 2712	3158			All releases not recorded and/or reported. 25294, 25295; 2650, 2651, 2652	3151	
	UST repair/modify/closure permit not obtained. 68.1004, 68.1005, 68.1009.5	3103			All maintenance/monitoring/calibration/ repair records not available. 25293; 2712 (b)	3152	
	CUPA UST form(s) A &/or B not available/completed/ submitted to HMD. 25286(a); 2711	3104			Monitoring Cert. not submitted to CUPA w/I 30 days. 2638(d)	3161	
	Current evidence of financial responsibility not available. 25292.2(a), 25299.33; 2809	3105	✓		Facility employee(s) not trained; records incomplete/not onsite. 2715(f)	3193	
	Owner/operator agreement not available/ completed/submitted to HMD. 25284(a)(3); 2620(b)	3106			Enhanced leak detection not performed as required. 25292.4; 2640(e)	3154	
	Monitoring procedures not available/completed/ submitted to HMD.2632(b)& (d), 2634(d), 2641(h), 2711(a)(9)	3107			Contractor &/or technician not trained & certified as required. 25284.1(a)(5)(D); 2715	3162	
	Emergency Response Plan is not available/complete. 25289(b); 2632(b), 2634(e), 2641(h)	3108			Contractor did not have required license, i.e., Class A, C-10, C34, C36 and/or C61. 25284.1(a)(5)(D); 2715	3163	
	Scaled Plot plan showing tank, piping & equipment location not available/complete/submitted to HMD. 2711(a)(8), 2632(d)(1)(C)	3109			Monitoring system disabled or tampered with and/or monitoring records falsified. 25299(f)	3157	
	Annual certification for ATG and/or sensors not completed (existing tank systems only). 2641(i), 2638	3110			All monitoring equipment not installed, calibrated, operated, and/or maintained per manufacturer's instructions. 2638(a), 2641(i)	3164	
	Annual certification for continuous monitoring system not completed (new tanks). 25284.1(a)(4)(C); 2630(d), 2638	3116			UST system repair(s) not completed properly. 25292.1(c); 2660 (a)(k)(l)(m)	3160	
	Designated Operator (DO) Notification/Change form not submitted &/or DO not ICC certified. 2715 (a)(b)	3191			Designated Operator monthly inspection not conducted, incomplete or DO inspection reports not onsite.2715 (c)(d)(e)	3192	

UST SYSTEM INSPECTION

Requirements applicable for both, single & double walled systems

				TANK #	T002	T003		
				PRODUCT	RUL	DSL		
#	VIOLATION DESCRIPTION	NOV	VIOL	V	V	V	V	
	Monitor in alarm at beginning of inspection. Alarm not investigated, recorded or reported. 2632 (c)(2)(B), 2650(e)(3)&(4), 2630(d)		3251					
	All audible and/or visual alarms not functioning properly. 2632(c)(2)(B), 2636(f)(1)		3252					
	Sticker/tag not affixed to monitoring equipment at certification. 2638(f)		3270					
	UST system does not have an approved overfill protection system. 2635(b)(2)		3254					
	Spill container is not in good condition and/or liquid free. 2635 (b)(1), 2636(a)(1)		3255					
	Fill box drain not functional and backup system is not available. 2635(b)(1)(C)		3256					
	Secondary containment system components not liquid free. 2631(d)(4)		3257					
	Sensors not placed adequately and/or at low point in sumps. 2641(a), 25291(a)(7)(C)		3258					
	Dispenser containment currently required and not present. 25284.1(a)(5); 2636(g)		3259					
	Dispenser containment not adequately monitored. 2636(f)(1) or (f)(5)(A)		3267					
	Dispenser containment not maintained free of liquid. 2631(d)(4)		3261					
	Secondary containment piping obstructed preventing drainage to sump. 2632		3262					
	Monitoring system components &/or devices are not all functional. 2630, 2641(j), 2632		3263					
	Spill containment not tested annually. 25284.2		3264					
	UST system not operated to prevent spills and/or overfills. 25292.1 (a)		3265					
	UST system not product tight (for tank installs on or after 7/1/03). 25290.1(c), 25290.2 (c)		3268					
	UST system not continuously monitored using Vacuum/Pressure/Hydrostatic (VPH) system (for tank installs on or after 7/1/04). 25290.1 (d)&(e)		3269					
CATHODIC PROTECTION				N/A	N/A			
	System not checked as required by tester (at 6 months/3yrs). 2635(a)(2)(A)		3301					
	Impressed-current system not checked every 60 days. 2635(a)(2)(A)		3302					
	Corrosion protection not adequate. 25292.1(b); 2635(a)(2), 2662(c)		3303					
CLOSURE REQUIREMENTS								
	Temporary closure requirements not completed. 25298, 2671		3322					
	Unused tank not properly closed. Permanent closure requirements not met. 25298, 2672		3324					

R. [signature] 3/25/2009 FAC./FLT. SUPV.

Signature of Business Representative | Date Signed | Title of Business Representative

COUNTY OF SAN DIEGO

COMPLIANCE INSPECTION REPORT

PERMIT #: 105397
DATE: 3/25/09
PAGE: 4 OF 4

BUSINESS ADDRESS: 14415 Lake Poway Road, Poway ZIP: 92064

UST SYSTEM INSPECTION

Requirements for Double Walled Systems

#	VIOLATION DESCRIPTION	NOV	VIOL	TANK #	T002	T003		
				PRODUCT	RUL	DSL		
	PIPING MONITORING: PRESSURIZED SYSTEMS-Includes Under Dispenser Containment (UDC)			V	V	V	V	
	Continuous audible & visual alarm not functioning or does not stop flow at dispenser. 2636(f)(1)		3410					
	Line leak detector not installed, not functional, or not tested. 2636(f)(2),25284.1(a)(4)(C),2641(j)		3411					
	OPTION 1 No annual 0.1 gph (gallon per hour) test 2636(f)(4)		3412					
	OPTION 2 No pump shut-down or stop of flow at dispenser for UDC leak. 2636(f)(5)		3413					
	No pump shut down & fail safe for other pipe secondary containment. 2636(f)(5)		3414					
	OPTION 3 Emergency Generators without LLDs: Monitoring system not checked daily or log (record) of daily checks not available. 2636(f)(6)		3415					
	OPTION 4 Vapor or pressure monitoring system not functioning. 25290.1 (d&e)		3416					
	PIPING MONITORING: SUCTION SYSTEMS							
	Continuous audible & visual alarm not functioning or does not stop flow at dispenser. 2636(f)(1)		3451					

Requirements for Single Walled Systems

	TANK MONITORING REQUIREMENTS							
	OPTION 1	Monthly 0.2 gph tank gauging test not performed. 2643(b)(1)	3501					
	OPTION 2	Monthly Statistical Inventory Reconciliation (SIR) not performed 25292(b)(1); 2643(b)(3)	3502					
		Stick not in good condition or without 1/8" increments. 2645, 2646	3503					
		Dispenser meters not calibrated. 2646.1	3504					
		SIR not capable of detecting 0.2 gph release. 2643(b)(3)	3505					
		Did not notify HMD of a possible release within 10 days. 2646.2(d)	3510					
		Biennial 0.1 gph tank integrity testing not performed. 2643(b)(3), 2643.1	3506					
		Annual SIR report not submitted. 2646.1(j)	3507					
	OPTION 3	Weekly manual tank gauging not performed. (UST capacity ≤1000 gallons) 2645	3508					
		Annual integrity test not performed. (UST capacity 1000 gallons or less) 2645	3509					
	PIPING REQUIREMENTS: SINGLE WALLED PRESSURIZED-OPTIONS 1, 2, 3, & 4							
	Line leak detector (LLD) not certified annually 25284.1(a)(4)(C), 2641(j)		3551					
	LLD does not shut down pump with release and detector failure/disconnection 2666(c)		3552					
	OPTION 1	Hourly line leak detector monitoring not performed. 25284.1(a)(4) (C); 2643(c)(1)	3553					
		Monthly electronic line leak detection not performed 2643(c)(2)	3554					
	OPTION 2	Hourly line leak detector monitoring not performed. 25284.1(a)(4) (c), 2643(c)(1)	3561					
		Annual electronic line leak detector monitoring not performed. 2643(c)(3)	3562					
	OPTION 3	Hourly line leak detector monitoring not performed. 25284.1(a)(4)(C); 2643(c)(1)	3563					
		Annual piping integrity test not performed. 2643(c)(3)	3564					
	OPTION 4	Hourly electronic line leak detector could not detect 3 gph leak. 2643(c)(1)	3565					
		Line leak detector could not detect 0.1 gph at 150% pressure 2643(c)(3)	3566					
	PIPING REQUIREMENTS: SINGLE WALLED CONVENTIONAL SUCTION PIPING							
	Piping integrity test not performed every 3 years. 2643(d)		3601					
	Daily monitoring not performed and/or logged. 2643(d), Appendix II		3602					
	PIPING REQUIREMENTS: SINGLE WALLED SAFE SUCTION PIPING							
	More than one check valve or single valve not located properly. 2641(b), 2636(a)(3)		3651					
	Contents do not drain back to tank if suction is released. 2641(b), 2636(a)(3)		3652					
	PIPING REQUIREMENTS: SINGLE WALLED GRAVITY PIPING							
	Piping integrity test not performed every 2 years 2643(e)		3701					
	Enhanced leak detection not performed as required. 25292.4(a)		3702					

R. Damon Rowe — Signature of Business Representative
3/25/2009 — Date Signed
FLR / FAC. Supv. — Title of Business Representative

DEH:HM-928-1 (Revised 06/05) NCR

DISTRIBUTION: WHITE-RETURN TO HMD; YELLOW-BUSINESS RETAINS

File

County of San Diego

DEPARTMENT OF ENVIRONMENTAL HEALTH-HAZARDOUS MATERIALS DIVISION
P.O. BOX 129261, SAN DIEGO, CA 92112-9261
(619) 338-2222 FAX (619) 338-2377; 1-800-253-9933

UNDERGROUND STORAGE TANK MONITORING SYSTEM CERTIFICATION

Authority Cited: Chapter 6.7, Health and Safety Code; Chapter 16, Division 3, Title 23, California Code of Regulations

This form must be used to document installation, testing and servicing of monitoring equipment. A separate certification or report must be prepared for each monitoring system control panel by the technician who performs the work. A copy of this form must be provided to the tank system owner/operator. The owner/operator must submit a copy of this form to the local agency regulating UST systems within 30 days of test date.

Plan Check Number: _____ **Permit Number:** 105397

A. General Information

Facility Name: City of Poway Bldg. No.: _____

Site Address: 14415 Lake Poway Rd City: Poway Zip: 92064

Facility Contact Person: Tony Bowers Contact Phone No.: (858) 668-4737

Make/Model of Monitoring System: Veeder Root TLS 350 Date of Testing/Servicing: 3/25/09

B. Inventory of Equipment Tested/Certified: Check the appropriate boxes to indicate specific equipment installed/ inspected serviced:

Tank ID: Unleaded	**Tank ID:** _____
☒ In-Tank Gauging Probe. Model: 847390-107	☐ In-Tank Gauging Probe. Model: _____
☒ Annular Space or Vault Sensor. Model: 794390-420	☐ Annular Space or Vault Sensor. Model: _____
☒ Piping Sump / Trench Sensor(s). Model: 794380-208	☐ Piping Sump / Trench Sensor(s). Model: _____
☒ Fill Sump Sensor(s). Model: 794380-208	☐ Fill Sump Sensor(s). Model: _____
☒ Mechanical Line Leak Detector. Model: EXIO	☐ Mechanical Line Leak Detector. Model: _____
☐ Electronic Line Leak Detector. Model: _____	☐ Electronic Line Leak Detector. Model: _____
☒ Tank Overfill / High-Level Sensor. Model: 847390-107	☐ Tank Overfill / High-Level Sensor. Model: _____
☐ Other (specify equipment type and model in Section E on Page 2).	☐ Other (specify equipment type and model in Section E on Page 2).
Tank ID: Diesel	**Tank ID:** _____
☒ In-Tank Gauging Probe. Model: 847390-107	☐ In-Tank Gauging Probe. Model: _____
☒ Annular Space or Vault Sensor. Model: 794390-420	☐ Annular Space or Vault Sensor. Model: _____
☒ Piping Sump / Trench Sensor(s). Model: 794380-208	☐ Piping Sump / Trench Sensor(s). Model: _____
☒ Fill Sump Sensor(s). Model: 794380-208	☐ Fill Sump Sensor(s). Model: _____
☒ Mechanical Line Leak Detector. Model: EXIOV	☐ Mechanical Line Leak Detector. Model: _____
☐ Electronic Line Leak Detector. Model: _____	☐ Electronic Line Leak Detector. Model: _____
☒ Tank Overfill / High-Level Sensor. Model: 847390-107	☐ Tank Overfill / High-Level Sensor. Model: _____
☐ Other (specify equipment type and model in Section E on Page 2).	☐ Other (specify equipment type and model in Section E on Page 2).
Dispenser ID: 1 & 2	**Dispenser ID:** _____
☒ Dispenser Containment Sensor(s). Model: 794380-208	☐ Dispenser Containment Sensor(s). Model: _____
☒ Shear Valve(s).	☐ Shear Valve(s).
☐ Dispenser Containment Float(s) and Chain(s).	☐ Dispenser Containment Float(s) and Chain(s).
Dispenser ID: 3 & 4	**Dispenser ID:** _____
☒ Dispenser Containment Sensor(s). Model: 794380-208	☐ Dispenser Containment Sensor(s). Model: _____
☒ Shear Valve(s).	☐ Shear Valve(s).
☐ Dispenser Containment Float(s) and Chain(s).	☐ Dispenser Containment Float(s) and Chain(s).
Dispenser ID: _____	**Dispenser ID:** _____
☐ Dispenser Containment Sensor(s). Model: _____	☐ Dispenser Containment Sensor(s). Model: _____
☐ Shear Valve(s).	☐ Shear Valve(s).
☐ Dispenser Containment Float(s) and Chain(s).	☐ Dispenser Containment Float(s) and Chain(s).

*If the facility contains more tanks or dispensers, copy this form. Include information for every tank and dispenser at the facility.

C. Certification

I certify that the equipment identified in this document was installed/inspected/serviced in accordance with the manufacturers' guidelines. Attached to this Certification is information (e.g. manufacturers' checklists) necessary to verify that this information is correct and a Plot Plan showing the layout of monitoring equipment. For any equipment capable of generating such reports, I have also attached a copy of the report *(check all that apply)*: ☒ System set-up ☒ Alarm history report

Technician Name (print): Kevin H Criswell Signature: KH Criswell

Certification No.: A22473 Exp 5/30/09 5257809 UT Exp 4/12/09 License No.: 308710

Testing Company Name: JF Keavery Inc Phone No.: (619) 688-2134

Site Address: 5465 Gaines St #101 San Diego CA 92110 Date of Testing/Servicing: 3/25/09

File

UNDERGROUND STORAGE TANK MONITORING SYSTEM CERTIFICATION

D. Results of Testing/Servicing

Permit Number: 105397

Software Version Installed: 122.00

Complete the following checklist:

☒ Yes	☐ No*	Is the audible alarm operational?
☒ Yes	☐ No*	Is the visual alarm operational?
☒ Yes	☐ No*	Were all sensors visually inspected, functionally tested, and confirmed operational?
☒ Yes	☐ No*	Were all sensors installed at lowest point of secondary containment and positioned so that other equipment will not interfere with their proper operation?
☐ Yes	☐ No* ☒ N/A	If alarms are relayed to a remote monitoring station, is all communications equipment (e.g. modem) operational?
☒ Yes	☐ No* ☐ N/A	For pressurized piping systems, does the turbine automatically shut down if the piping secondary containment monitoring system detects a leak, fails to operate, or is electrically disconnected? If yes: which sensors initiate positive shut-down? *(Check all that apply)* ☒ Sump/Trench Sensors; ☒ Dispenser Containment Sensors. Did you confirm positive shut-down due to leaks and sensor failure/disconnection? ☒ Yes; ☐ No.
☒ Yes	☐ No* ☐ N/A	For tank systems that utilize the monitoring system as the primary tank overfill warning device (i.e. no mechanical overfill prevention valve is installed), is the overfill warning alarm visible and audible at the tank fill point(s) and operating properly? If so, at what percent of tank capacity does the alarm trigger? 90 %
☐ Yes*	☒ No	Was any monitoring equipment replaced? If yes, identify specific sensors, probes, or other equipment replaced and list the manufacturer name and model for all replacement parts in Section E, below.
☐ Yes*	☒ No	Was liquid found inside any secondary containment systems designed as dry systems? *(Check all that apply)* ☐ Product; ☐ Water. If yes, describe causes in Section E, below.
☒ Yes	☐ No*	Was monitoring system set-up reviewed to ensure proper settings? Attach set up reports, if applicable
☒ Yes	☐ No*	Is all monitoring equipment operational per manufacturer's specifications?

*** In Section E below, describe how and when these deficiencies were or will be corrected.**

E. Comments:

File

UNDERGROUND STORAGE TANK MONITORING SYSTEM CERTIFICATION

F. In-Tank Gauging / SIR Equipment: **Permit Number:** 105397

☒ Check this box if tank gauging is used only for inventory control

☐ Check this box if no tank gauging or SIR equipment is installed

This section must be completed if in-tank gauging equipment is used to perform leak detection monitoring.

Complete the following checklist:

☒ Yes	☐ No*	Has all input wiring been inspected for proper entry and termination, including testing for ground faults?
☒ Yes	☐ No*	Were all tank gauging probes visually inspected for damage and residue buildup?
☒ Yes	☐ No*	Was accuracy of system product level readings tested?
☒ Yes	☐ No*	Was accuracy of system water level readings tested?
☒ Yes	☐ No*	Were all probes reinstalled properly?
☒ Yes	☐ No*	Were all items on the equipment manufacturer's maintenance checklist completed?

*** In Section H below, describe how and when these deficiencies were or will be corrected.**

G. Line Leak Detectors (LLD): ☐ Check this box if LLDs are not installed.

Complete the following checklist:

☒ Yes	☐ No* ☐ N/A	For equipment start-up or annual equipment certification, was a leak simulated to verify LLD performance? *(Check all that apply)* Simulated leak rate: ☒ 3 g.p.h.; ☐ 0.1 g.p.h.; ☐ 0.2 g.p.h.
☒ Yes	☐ No*	Were all LLDs confirmed operational and accurate within regulatory requirements?
☒ Yes	☐ No*	Was the testing apparatus properly calibrated?
☒ Yes	☐ No* ☐ N/A	For mechanical LLDs, does the LLD restrict product flow if it detects a leak?
☐ Yes	☐ No* ☒ N/A	For electronic LLDs, does the turbine automatically shut off if the LLD detects a leak?
☐ Yes	☐ No* ☒ N/A	For electronic LLDs, does the turbine automatically shut off if any portion of the monitoring system is disabled or disconnected?
☐ Yes	☐ No* ☒ N/A	For electronic LLDs, does the turbine automatically shut off if any portion of the monitoring system malfunctions or fails a test?
☐ Yes	☐ No* ☒ N/A	For electronic LLDs, have all accessible wiring connections been visually inspected?
☒ Yes	☐ No*	Were all items on the equipment manufacturer's maintenance checklist completed?

*** In Section H below, describe how and when these deficiencies were or will be corrected.**

H. Comments: _____

File

UNDERGROUND STORAGE TANK MONITORING SYSTEM CERTIFICATION

Permit Number: 105397

UST Monitoring Site Plan

Site Address: 14415 Lake Poway Rd Poway CA 92064

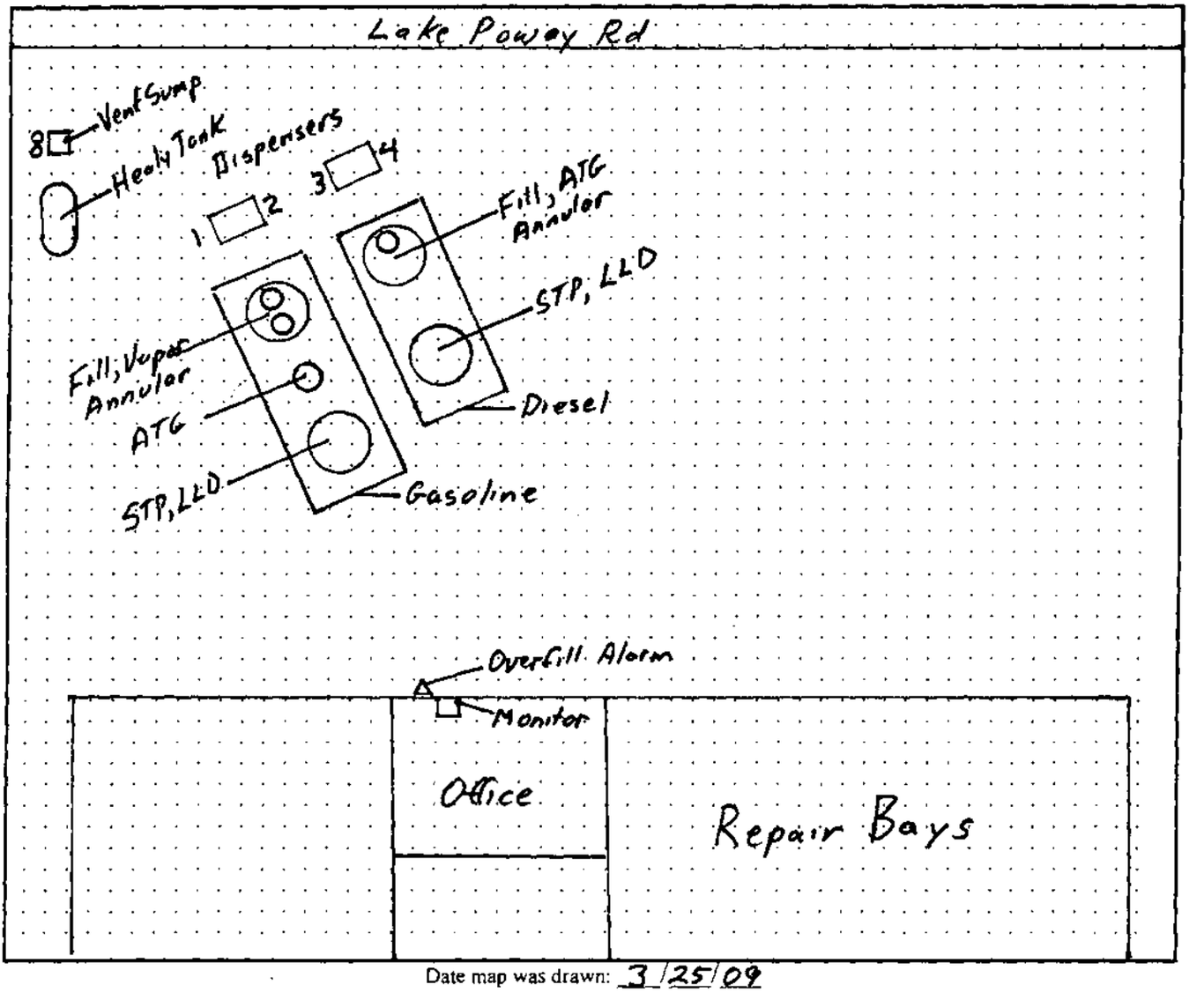

Date map was drawn: 3/25/09

Instructions

If you already have a diagram that shows all required information, you may include it, rather than this page, with your Monitoring System Certification. On your site plan, show the general layout of tanks and piping. Clearly identify locations of the following equipment, if installed: monitoring system control panels; sensors monitoring tank annular spaces, sumps, dispenser pans, spill containers, or other secondary containment areas; mechanical or electronic line leak detectors; and in-tank liquid level probes (if used for leak detection). In the space provided, note the date this Site Plan was prepared.

File

County of San Diego

DEPARTMENT OF ENVIRONMENTAL HEALTH-HAZARDOUS MATERIALS DIVISION
P. O. BOX 129261, SAN DIEGO, CA 92112-9261 (619) 338-2222 FAX (619) 338-2377; 1-800-253-9933
www.sdcounty.ca.gov/deh/hmd/forms_hmd.html

Spill Bucket Testing Report Form

This form is intended for use by contractors performing annual testing of UST spill containment structures. The completed form and printouts from tests (if applicable), should be provided to the facility owner/operator for submittal to the local regulatory agency.

1. FACILITY INFORMATION

Facility Name: City of Poway	UPF Permit #: 105397
Facility Address: 14415 Lake Poway Rd	Testing Date: 3/25/09
Facility Contact: Tony Bowers	Phone: (858) 668-4737
Date Local Agency Was Notified of Testing: 3/1/09	
Name of Local Agency Inspector *(if present during testing)*:	

2. TESTING CONTRACTOR INFORMATION

Company Name:	JF Keaveny Inc
Technician Conducting Test:	Kevin M Caswell
Credentials[1]:	☒ CSLB Contractor ☒ ICC Service Tech. ☐ SWRCB Tank Tester ☐ Other *(Specify)*
License Number(s):	308710 525780 9 UT

3. SPILL BUCKET TESTING INFORMATION

Test Method Used:	☒ Hydrostatic	☐ Vacuum	☐ Other
Test Equipment Used:		Equipment Resolution:	

SPILL BUCKET ID	1	2	3	4
Tank #:	1 Unleaded	2 Diesel		
Product contained:				
Bucket Installation Type:	☐ Direct Bury ☒ Contained in Sump	☐ Direct Bury ☒ Contained in Sump	☐ Direct Bury ☐ Contained in Sump	☐ Direct Bury ☐ Contained in Sump
Bucket Diameter:	11"	11"		
Bucket Depth:	18"	16"		
Wait time between applying vacuum/water and start of test:	5 min	5 min		
Test Start Time (T_I):	9:38	9:38		
Initial Reading (R_I):	8"	8 3/8"		
Test End Time (T_F):	10:38	10:38		
Final Reading (R_F):	8"	8 3/8		
Test Duration ($T_F - T_I$):	1 hr	1 hr		
Change in Reading ($R_F - R_I$):	0	0		
Pass/Fail Threshold or Criteria:	No change = Pass + Any Change = Fail			
Test Result:	☒ Pass ☐ Fail	☒ Pass ☐ Fail	☐ Pass ☐ Fail	☐ Pass ☐ Fail

Comments -- *(include information on repairs made prior to testing, and recommended follow-up for failed tests)*

CERTIFICATION OF TECHNICIAN RESPONSIBLE FOR CONDUCTING THIS TESTING

I hereby certify that all the information contained in this report is true, accurate, and in full compliance with legal requirements.

Technician's Signature: KH Caswell **Date:** 3/25/09

[1] State laws and regulations do not currently require testing to be performed by a qualified contractor. However, local requirements may be more stringent.

File #105397

VAPORLESS MANUFACTURING, INC.

LDT-890 Leak Detector Test Record

Contractor	Customer
JF Keaveny Inc	City of Poway

Date	Location	Product
3/25/09	City of Poway 14475 Lake Poway Rd	Gasoline

Technician: Kevin H Criswell

Submersible Pump Identification

Manufacturer	Model No.	Serial Number
Red Jacket	P75S1 Y052	20103-4463

Leak Detector Identification

Manufacturer	Description	Other Style Leak Detector
Red Jacket	Diaphragm-type ____ Piston-type X	____

Tamper-proof seal installed? Yes X No ____

Leak Detector in Submersible Pump

Test at Dispenser

1. Operating Pump Pressure 30 ~~29~~ psi (Purging Test System)
2. Gallons per hour rate 3.0 (Leak Test (Phase 1)
3. Line pressure with pump shut off 29 psi (Leak Test Phase 1)
4. Bleedback Test with pump off 80 ml (Bleed-back Test)
5. Step-through time to full flow 4.25 seconds (Step-through Time)
6. Leak detector stays in leak search position. (Leak Test Phase 2) Yes X No ____

LEAK DETECTOR TEST

Note: Pass = Leak detector stays in slow-flow during GPH test
Fail = Leak detector steps through to allow full pump pressure during GPH test

Pass X

Fail ____

Form 890C (September 1 - 2001)

*Complete thermal expansion test before failing leak detector.

2001 Vaporless Manufacturing, Inc., Prescott Valley, AZ

File #105397

VAPORLESS MANUFACTURING, INC.

LDT-890 Leak Detector Test Record

Contractor	Customer
JF Keevery Inc	City of Poway

Date	Location	Product
3/25/09	City of Poway 14415 Lake Poway Rd	Diesel

Technician: Kevin H Croswell

Submersible Pump Identification

Manufacturer	Model No.	Serial Number
Red Jacket	P7501 Y052	20103-4464

Leak Detector Identification

Manufacturer	Description	Other Style Leak Detector
Red Jacket	Diaphragm-type ___ Piston-type X	

Tamper-proof seal installed? Yes X No ___

Leak Detector in Submersible Pump

Test at Dispenser

1. Operating Pump Pressure 30 psi (Purging Test System)
2. Gallons per hour rate 3.0 (Leak Test (Phase 1)
3. Line pressure with pump shut off 25 psi (Leak Test Phase 1)
4. Bleedback Test with pump off 70 ml (Bleed-back Test)
5. Step-through time to full flow 3.98 seconds (Step-through Time)
6. Leak detector stays in leak search position. (Leak Test Phase 2) Yes X No ___

LEAK DETECTOR TEST

Note: Pass = Leak detector stays in slow-flow during GPH test
Fail = Leak detector steps through to allow full pump pressure during GPH test

Pass X

Fail ___

Form 890C (September 1 - 2001)

*Complete thermal expansion test before failing leak detector.

2001 Vaporless Manufacturing, Inc., Prescott Valley, AZ

File

MONITOR CERTIFICATION TEST RESULTS

DATE: March 25, 2009 TOTAL # OF SENSOR'S: 9 Permit # 105397

SITE NAME: City of Poway MONITOR BRAND: Veeder Root TLS 350

SITE ADDRESS: 14415 Lake Poway Rd MODEL/FORM#: 0848290-022

CITY/STATE/ZIP: Poway CA 92064 SERIAL NUMBER: C031061712050004

#	SENSOR LOCATION: (I.E.: ANNULAR SPACE, STP SUMP)	SENSOR TYPE: (I.E. TRISTATE, FLOAT, DISCRIMINATING, ETC.)	SENSOR MANUFACTURER/ MODEL NUMBER:	ALARMED WHEN TESTED YES/NO
1.	Gasoline STP Sump	Tristate Single Float	794380-208	yes
2.	Gasoline ATG Sump	Tristate Single Float	794380-208	yes
3.	Gasoline Fill Sump	Tristate Single Float	794380-208	yes
4.	Gasoline Annular	Tristate Single Float	794390-420	yes
5.	Disp 1&2 Gasoline	Tristate Single Float	794380-208	yes
6.	Diesel STP Sump	Tristate Single Float	794380-208	yes
7.	Diesel Fill Sump	Tristate Single Float	794380-208	yes
8.	Diesel Annular	Tristate Single Float	794380-208	yes
9.	Disp 3&4 Diesel	Tristate Single Float	794390-420	yes
10.				
11.				
12.				
13.				
14.				
15.				
16.				
17.				
18.				
19.				
20.				
21.				
22.				
23.				
24.				

File #105397 Setup 1 of 2

SYSTEM SETUP

MAR 4, 2008 2:04 PM

SYSTEM UNITS
U.S.
SYSTEM LANGUAGE
ENGLISH
SYSTEM DATE/TIME FORMAT
MON DD YYYY HH:MM:SS XM

CITY OF POWAY
14415 LAKE POWAY RD
POWAY, CA. 92064
C0310617205004

SHIFT TIME 1 : 6:00 AM
SHIFT TIME 2 : DISABLED
SHIFT TIME 3 : DISABLED
SHIFT TIME 4 : DISABLED

TANK PER TST NEEDED WRN
DISABLED
TANK ANN TST NEEDED WRN
DISABLED

LINE RE-ENABLE METHOD
PASS LINE TEST

LINE PER TST NEEDED WRN
DISABLED
LINE ANN TST NEEDED WRN
DISABLED

PRINT TC VOLUMES
ENABLED

TEMP COMPENSATION
VALUE (DEG F): 60.0
STICK HEIGHT OFFSET
DISABLED
DAYLIGHT SAVING TIME
ENABLED
START DATE
MAR WEEK 3 SUN
START TIME
2:00 AM
END DATE
NOV WEEK 2 SUN
END TIME
2:00 AM

COMMUNICATIONS SETUP

PORT SETTINGS:

NONE FOUND

RS-232 END OF MESSAGE
DISABLED

IN-TANK SETUP

T 1:UNLEADED

PRODUCT CODE	1
THERMAL COEFF	.000700
TANK DIAMETER	92.00
TANK PROFILE	4 PTS
FULL VOL	6072
69.0 INCH VOL	4885
46.0 INCH VOL	3036
23.0 INCH VOL	1187

FLOAT SIZE: 4.0 IN.

WATER WARNING	1.5
HIGH WATER LIMIT	3.0
MAX OR LABEL VOL	6072
OVERFILL LIMIT	90%
	5464
HIGH PRODUCT	95%
	5768
DELIVERY LIMIT	15%
	910
LOW PRODUCT	300
LEAK ALARM LIMIT	99
SUDDEN LOSS LIMIT	99
TANK TILT	0.00
PROBE OFFSET	0.00

MANIFOLDED TANKS
T#: NONE

LEAK MIN PERIODIC	50%
	3036
LEAK MIN ANNUAL	50%
	3036

PERIODIC TEST TYPE
STANDARD

ANNUAL TEST FAIL
ALARM DISABLED

PERIODIC TEST FAIL
ALARM DISABLED

GROSS TEST FAIL
ALARM DISABLED

ANN TEST AVERAGING	OFF
PER TEST AVERAGING	OFF

TANK TEST NOTIFY: OFF

TNK TST SIPHON BREAK: OFF

DELIVERY DELAY	3 MIN
PUMP THRESHOLD	10.00%

T 2:DIESEL

PRODUCT CODE	2
THERMAL COEFF	.000450
TANK DIAMETER	92.00
TANK PROFILE	4 PTS
FULL VOL	4029
69.0 INCH VOL	3241
46.0 INCH VOL	2014
23.0 INCH VOL	798

FLOAT SIZE: 4.0 IN.

WATER WARNING	1.5
HIGH WATER LIMIT	3.0
MAX OR LABEL VOL	4029
OVERFILL LIMIT	90%
	3626
HIGH PRODUCT	95%
	3827
DELIVERY LIMIT	15%
	604
LOW PRODUCT	200
LEAK ALARM LIMIT	99
SUDDEN LOSS LIMIT	99
TANK TILT	0.00
PROBE OFFSET	0.00

MANIFOLDED TANKS
T#: NONE

LEAK MIN PERIODIC	50%
	2014
LEAK MIN ANNUAL	50%
	2014

PERIODIC TEST TYPE
STANDARD

ANNUAL TEST FAIL
ALARM DISABLED

PERIODIC TEST FAIL
ALARM DISABLED

GROSS TEST FAIL
ALARM DISABLED

ANN TEST AVERAGING	OFF
PER TEST AVERAGING	OFF

TANK TEST NOTIFY: OFF

TNK TST SIPHON BREAK: OFF

DELIVERY DELAY	3 MIN
PUMP THRESHOLD	10.00%

File #105397

Set up 2 of 2

LEAK TEST METHOD

TEST ON DATE : ALL TANK
JAN 1, 1996
START TIME : DISABLED
TEST RATE :0.20 GAL/HR
DURATION : 2 HOURS

TST EARLY STOP:DISABLED

LEAK TEST REPORT FORMAT
NORMAL

LIQUID SENSOR SETUP

L 1:87 TURBINE SUMP
TRI-STATE (SINGLE FLOAT)
CATEGORY : STP SUMP

L 2:87 ATG SUMP
TRI-STATE (SINGLE FLOAT)
CATEGORY : MONITOR WELL

L 3:87 FILL SUMP
TRI-STATE (SINGLE FLOAT)
CATEGORY : PIPING SUMP

L 4:87 ANNULAR
TRI-STATE (SINGLE FLOAT)
CATEGORY : ANNULAR SPACE

L 5:DISPENSER 1-2
TRI-STATE (SINGLE FLOAT)
CATEGORY : DISPENSER PAN

L 6:DIESEL TURBINE SUMP
TRI-STATE (SINGLE FLOAT)
CATEGORY : STP SUMP

L 7:DIESEL FILL SUMP
TRI-STATE (SINGLE FLOAT)
CATEGORY : PIPING SUMP

L 8:DIESEL ANNULAR
TRI-STATE (SINGLE FLOAT)
CATEGORY : ANNULAR SPACE

L 9:DISPENSER 3-4
TRI-STATE (SINGLE FLOAT)
CATEGORY : DISPENSER PAN

OUTPUT RELAY SETUP

R 1:UNLEADED SHUTDOWN
TYPE:
STANDARD
NORMALLY CLOSED

IN-TANK ALARMS
T 1:HIGH WATER ALARM
T 1:LOW PRODUCT ALARM

LIQUID SENSOR ALMS
L 1:FUEL ALARM
L 2:FUEL ALARM
L 3:FUEL ALARM
L 4:FUEL ALARM
L 5:FUEL ALARM
L 1:SENSOR OUT ALARM
L 2:SENSOR OUT ALARM
L 3:SENSOR OUT ALARM
L 4:SENSOR OUT ALARM
L 5:SENSOR OUT ALARM

R 2:DIESEL SHUTDOWN
TYPE:
STANDARD
NORMALLY CLOSED

IN-TANK ALARMS
T 2:HIGH WATER ALARM
T 2:LOW PRODUCT ALARM

LIQUID SENSOR ALMS
L 6:FUEL ALARM
L 7:FUEL ALARM
L 8:FUEL ALARM
L 9:FUEL ALARM
L 6:SENSOR OUT ALARM
L 7:SENSOR OUT ALARM
L 8:SENSOR OUT ALARM
L 9:SENSOR OUT ALARM

R 3:OVERFILL
TYPE:
STANDARD
NORMALLY OPEN

IN-TANK ALARMS
ALL:OVERFILL ALARM
ALL:HIGH PRODUCT ALARM
ALL:MAX PRODUCT ALARM

RECONCILIATION SETUP

AUTOMATIC DAILY CLOSING
TIME: 2:00 AM

PERIODIC RECONCILIATION
MODE: MONTHLY

TEMP COMPENSATION
STANDARD

BUS SLOT FUEL METER TANK

TANK MAP EMPTY

Alarm History File #105397

ALARM HISTORY REPORT

---- IN-TANK ALARM -----

T 1:UNLEADED

HIGH WATER ALARM
FEB 5. 2003 3:25 PM

OVERFILL ALARM
MAR 4. 2008 9:31 AM
JAN 18. 2008 8:51 AM
MAR 13. 2007 10:52 AM

HIGH PRODUCT ALARM
JAN 28. 2003 2:20 PM

PROBE OUT
MAR 4. 2008 9:31 AM
MAR 4. 2008 9:29 AM
MAR 13. 2007 10:52 AM

HIGH WATER WARNING
FEB 5. 2003 3:25 PM
JAN 28. 2003 2:25 PM

DELIVERY NEEDED
MAR 29. 2004 11:03 AM
AUG 5. 2003 12:44 PM
FEB 5. 2003 3:22 PM

MAX PRODUCT ALARM
JAN 28. 2003 2:20 PM

LOW TEMP WARNING
MAR 4. 2008 9:32 AM
NOV 25. 2003 8:48 AM

ALARM HISTORY REPORT

---- IN-TANK ALARM -----

T 2:DIESEL

OVERFILL ALARM
MAR 4. 2008 9:26 AM
MAR 13. 2007 10:56 AM
MAR 22. 2006 10:27 AM

LOW PRODUCT ALARM
MAR 4. 2008 9:25 AM
FEB 5. 2003 3:22 PM

HIGH PRODUCT ALARM
JAN 28. 2003 2:15 PM

INVALID FUEL LEVEL
FEB 5. 2003 3:22 PM

PROBE OUT
MAR 4. 2008 9:27 AM
MAR 4. 2008 9:24 AM
MAR 13. 2007 10:57 AM

DELIVERY NEEDED
MAR 4. 2008 9:25 AM
MAR 13. 2007 10:55 AM
MAR 29. 2004 10:35 AM

LOW TEMP WARNING
MAR 29. 2004 10:42 AM

ALARM HISTORY REPORT

----- SENSOR ALARM -----
L 1:87 TURBINE SUMP
STP SUMP
FUEL ALARM
MAR 4. 2008 9:15 AM

FUEL ALARM
MAR 13. 2007 10:23 AM

FUEL ALARM
APR 26. 2006 8:07 AM

ALARM HISTORY REPORT

----- SENSOR ALARM -----
L 2:87 ATG SUMP
MONITOR WELL
FUEL ALARM
MAR 4. 2008 10:50 AM

SENSOR OUT ALARM
MAR 4. 2008 10:46 AM

FUEL ALARM
MAR 4. 2008 9:35 AM

ALARM HISTORY REPORT

----- SENSOR ALARM -----
L 3:87 FILL SUMP
PIPING SUMP
FUEL ALARM
MAR 4. 2008 9:12 AM

SENSOR OUT ALARM
MAR 13. 2007 11:15 AM

FUEL ALARM
MAR 13. 2007 10:25 AM

ALARM HISTORY REPORT

----- SENSOR ALARM -----
L 4:87 ANNULAR
ANNULAR SPACE
FUEL ALARM
MAR 4. 2008 9:14 AM

FUEL ALARM
MAR 13. 2007 12:05 PM

SENSOR OUT ALARM
MAR 13. 2007 11:15 AM

ALARM HISTORY REPORT

----- SENSOR ALARM -----
L 5:DISPENSER 1-2
DISPENSER PAN
FUEL ALARM
MAR 4. 2008 9:10 AM

FUEL ALARM
MAR 13. 2007 10:26 AM

FUEL ALARM
MAR 22. 2006 10:04 AM

ALARM HISTORY REPORT

----- SENSOR ALARM -----
L 6:DIESEL TURBINE SUMP
STP SUMP
SENSOR OUT ALARM
MAR 4. 2008 11:22 AM

SENSOR OUT ALARM
MAR 4. 2008 11:21 AM

SENSOR OUT ALARM
MAR 4. 2008 11:16 AM

ALARM HISTORY REPORT

----- SENSOR ALARM -----
L 7:DIESEL FILL SUMP
PIPING SUMP
FUEL ALARM
MAR 4. 2008 9:19 AM

FUEL ALARM
MAR 13. 2007 10:40 AM

FUEL ALARM
MAR 13. 2007 10:39 AM

ALARM HISTORY REPORT

----- SENSOR ALARM -----
L 8:DIESEL ANNULAR
ANNULAR SPACE
FUEL ALARM
MAR 4. 2008 9:20 AM

FUEL ALARM
MAR 13. 2007 10:43 AM

FUEL ALARM
APR 4. 2006 3:03 PM

ALARM HISTORY REPORT

----- SENSOR ALARM -----
L 9:DISPENSER 3-4
DISPENSER PAN
FUEL ALARM
MAR 4. 2008 9:21 AM

FUEL ALARM
MAR 13. 2007 10:41 AM

FUEL ALARM
MAR 22. 2006 10:01 AM

File #105397

ALARM HISTORY REPORT

---- IN-TANK ALARM -----

T 1:UNLEADED

HIGH WATER ALARM
FEB 5, 2003 3:25 PM

OVERFILL ALARM
MAR 25, 2009 9:41 AM
MAR 4, 2008 9:31 AM
JAN 18, 2008 8:51 AM

HIGH PRODUCT ALARM
JAN 28, 2003 2:20 PM

PROBE OUT
MAR 25, 2009 9:41 AM
MAR 25, 2009 9:39 AM
MAR 4, 2008 9:31 AM

HIGH WATER WARNING
FEB 5, 2003 3:25 PM
JAN 28, 2003 2:25 PM

DELIVERY NEEDED
MAR 29, 2004 11:03 AM
AUG 5, 2003 12:44 PM
FEB 5, 2003 3:22 PM

MAX PRODUCT ALARM
JAN 28, 2003 2:20 PM

LOW TEMP WARNING
MAR 4, 2008 9:32 AM
NOV 25, 2003 8:48 AM

ALARM HISTORY REPORT

---- IN-TANK ALARM -----

T 2:DIESEL

OVERFILL ALARM
MAR 25, 2009 9:36 AM
MAR 4, 2008 9:26 AM
MAR 13, 2007 10:56 AM

LOW PRODUCT ALARM
MAR 4, 2008 9:25 AM
FEB 5, 2003 3:22 PM

HIGH PRODUCT ALARM
JAN 28, 2003 2:15 PM

INVALID FUEL LEVEL
FEB 5, 2003 3:22 PM

PROBE OUT
MAR 25, 2009 9:36 AM
MAR 25, 2009 9:31 AM
MAR 4, 2008 9:27 AM

DELIVERY NEEDED
MAR 4, 2008 9:25 AM
MAR 13, 2007 10:55 AM
MAR 29, 2004 10:35 AM

LOW TEMP WARNING
MAR 25, 2009 9:37 AM
MAR 29, 2004 10:42 AM

ALARM HISTORY REPORT

----- SENSOR ALARM -----
L 1:87 TURBINE SUMP
STP SUMP
SENSOR OUT ALARM
MAR 25, 2009 10:35 AM

FUEL ALARM
MAR 25, 2009 9:28 AM

FUEL ALARM
MAR 4, 2008 9:15 AM

ALARM HISTORY REPORT

----- SENSOR ALARM -----
L 2:87 ATG SUMP
MONITOR WELL
SENSOR OUT ALARM
MAR 25, 2009 10:35 AM

FUEL ALARM
MAR 25, 2009 9:26 AM

FUEL ALARM
MAR 4, 2008 10:50 AM

ALARM HISTORY REPORT

----- SENSOR ALARM -----
L 3:87 FILL SUMP
PIPING SUMP
SENSOR OUT ALARM
MAR 25, 2009 10:35 AM

FUEL ALARM
MAR 25, 2009 9:24 AM

FUEL ALARM
MAR 4, 2008 9:12 AM

ALARM HISTORY REPORT

----- SENSOR ALARM -----
L 4:87 ANNULAR
ANNULAR SPACE
SENSOR OUT ALARM
MAR 25, 2009 10:35 AM

FUEL ALARM
MAR 25, 2009 9:42 AM

FUEL ALARM
MAR 25, 2009 9:25 AM

ALARM HISTORY REPORT

----- SENSOR ALARM -----
L 5:DISPENSER 1-2
DISPENSER PAN
SENSOR OUT ALARM
MAR 25, 2009 10:35 AM

FUEL ALARM
MAR 25, 2009 9:23 AM

FUEL ALARM
MAR 4, 2008 9:10 AM

ALARM HISTORY REPORT

----- SENSOR ALARM -----
L 6:DIESEL TURBINE SUMP.
STP SUMP
SENSOR OUT ALARM
MAR 25, 2009 10:35 AM

FUEL ALARM
MAR 25, 2009 9:21 AM

SENSOR OUT ALARM
MAR 4, 2008 11:22 AM

ALARM HISTORY REPORT

----- SENSOR ALARM -----
L 7:DIESEL FILL SUMP
PIPING SUMP
SENSOR OUT ALARM
MAR 25, 2009 10:35 AM

FUEL ALARM
MAR 25, 2009 9:14 AM

FUEL ALARM
MAR 4, 2008 9:19 AM

ALARM HISTORY REPORT

----- SENSOR ALARM -----
L 8:DIESEL ANNULAR
ANNULAR SPACE
SENSOR OUT ALARM
MAR 25, 2009 10:35 AM

FUEL ALARM
MAR 25, 2009 9:15 AM

FUEL ALARM
MAR 4, 2008 9:20 AM

ALARM HISTORY REPORT

----- SENSOR ALARM -----
L 9:DISPENSER 3-4
DISPENSER PAN
SENSOR OUT ALARM
MAR 25, 2009 10:35 AM

FUEL ALARM
MAR 25, 2009 9:18 AM

FUEL ALARM
MAR 4, 2008 9:21 AM

Post Monitor Cert
Testing Alarm
History

SAN DIEGO COUNTY
DEPARTMENT OF ENVIRONMENTAL HEALTH-CUPA
HAZARDOUS MATERIALS DIVISION
P.O. Box 129261, San Diego, CA 92112-9261
1-800-253-9933 (619) 338-2222 Fax (619) 338-2377

HAZARDOUS MATERIALS BUSINESS PLAN CERTIFICATION

The California Health & Safety Code (H&SC), Division 20, Chapter 6.95, Section 25505 provides for the following:

The San Diego County, Department of Environmental Health, Hazardous Materials Division (HMD), as the administering agency, requires a business that handles hazardous materials to submit the hazardous materials inventory, a list of emergency contacts, and a site plan, **in lieu of a complete Hazardous Materials Business Plan (HMBP)**, only after the initial submittal of a complete HMBP. The business must certify that a complete HMBP has been prepared and is maintained at the site where the hazardous materials are stored. A complete HMBP includes the items to be submitted to the HMD and an Emergency Response Plan and Employee Training Plan, as established in H&SC Section 25504. The business must also annually certify that the HMBP is current and maintained on site. See Back for instructions and further clarification.

I. IDENTIFICATION

FACILITY ID# 3 7 0 0 0 1 0 5 3 9 7

BUSINESS NAME (Same as FACILITY NAME or DBA – Doing Business As) 103
City of Poway

BUSINESS SITE ADDRESS 103
14415 Lake Poway Road

CITY 104
Poway

CA

ZIP CODE 105
92064

II. CERTIFICATION STATEMENT

☐ **CARCINOGEN/REPRODUCTIVE TOXIN ANNUAL RENEWAL WITHOUT CHANGES: This is an annual renewal to certify that the list of carcinogens and/or reproductive toxins last provided is a current list as specified in the San Diego County Code of Regulatory Ordinances Section 68.1113.**

Check only one of the following boxes:

☐ **INITIAL CERTIFICATION: This is to certify (H&SC Section 25505(e)(1)) that a complete HMBP, which includes the hazardous materials inventory, a list of emergency contacts, a site plan, emergency response plan, and employee training plan, has been prepared and is maintained at the site where the hazardous materials are stored.**

☐ **ANNUAL CERTIFICATION WITHOUT CHANGES: This is an annual certification (H&SC Section 25505(d)&(e)(2)) that the HMBP, which includes the hazardous materials inventory, a list of emergency contacts, a site plan, emergency response plan, and employee training plan, is current and includes all the information required in H&SC Section 25504, and 25509, and is maintained at the site where the hazardous materials are stored.**

☑ **CERTIFICATION OF CHANGES/REVISIONS: This is to certify that the HMBP has been reviewed (H&SC Section 25505(c) & 25510) and all necessary changes/revisions have been made. The HMBP is current and is maintained at the site where the hazardous materials are stored. Attached are changes to the hazardous materials inventory and/or list of emergency contacts. For site map revisions, submit only the pages that have a change or revision and attach to this certification. This submittal satisfies annual certification requirements specified in H&SC Section 25505(d)&(e)(2).**

As an Authorized Representative, I certify under the penalty of law, that I have personally examined and am familiar with the information submitted and believe the information is true, accurate, and complete. By checking any of the boxes above I also certify that : a)The information contained in the hazardous materials inventory most recently submitted to the CUPA or Administrative Agency is complete, accurate, and up to date; b) There has been no change in the quantity of hazardous materials reported in the most recently submitted inventory; and c) All hazardous materials subject to inventory requirements are listed on the most recently submitted inventory.

SIGNATURE OF OWNER/OPERATOR OR DESIGNATED REPRESENTATIVE	DATE
R. Tony Bowers	3/25/09
NAME OR SIGNER (print)	TITLE OF SIGNER
R. TONY BOWERS	FLEET & Facility Supv.

OFFICE USE

INSTRUCTIONS TO CLERICAL STAFF FOR HMBP ACCEPTANCE

- ☑ **Site Map** 3/25/09
- ☐ ***Emergency Contacts** ___/___/___
- ☐ ***Chemical Inventory** ___/___/___

***Note**: Indicate the date that the inventory and/or ER contact information in the KIVA database was reviewed and changes were submitted for processing. If the inventory and ER contact information are exactly the same as it is recorded in KIVA, no changes need to be submitted.

Hazardous Materials Business Plan acceptance date will be changed to the acceptance date on new site map. A letter will be mailed to business after processing of site map updates.

HIRT SITE ☐** FIRE DIST.____

Specialist's Signature: (only required for new plans or for changes to site maps, chemical inventory and/or emergency contacts)

REMARKS: _____

** If HIRT box is checked, follow HIRT policy to indicate on the inventory forms which hazardous materials make this a HIRT site.

DEH:HM-953 (05-06) NCR

Distribution: White – HMD; Yellow - Business Retains

ATTENTION: HAZARDOUS MATERIALS HANDLER

Chapter 6.95 of the California Health & Safety Code (H&SC) establishes minimum standards for Hazardous Materials Business Plans (HMBP). Each business shall prepare a HMBP if that business uses, handles, or stores a hazardous material/waste in quantities greater than or equal to the following:

- 55 gallons of a liquid.
- 500 pounds of a solid substance.
- 200 cubic feet of compressed gas.
- A toxic compressed gas (TLV $\leq$ 10 ppm) in any amount.
- Extremely hazardous substances in quantities equal to or greater than the Threshold Planning Quantities.

A complete HMBP consists of the following elements as established in H&SC Section 25504:

- Hazardous Materials Inventory
- Site Plan
- List of Emergency Contacts
- Emergency Response Plan
- Employee Training Plan

The San Diego County, Department of Environmental Health, Hazardous Materials Division (HMD), as the administering agency and with the concurrence of all the local fire jurisdictions, requires a business that handles hazardous materials to submit the hazardous materials inventory, a list of emergency contacts, and a site plan, in lieu of a complete HMBP, only after the initial submittal of a complete HMBP.

The business must certify that a complete HMBP has been prepared and is maintained at the site where the hazardous materials are stored and must also annually certify that the HMBP is current and maintained on site.

Substantial changes as listed below must be submitted to the HMD within 30 days of the change along with a certification that the HMBP is current and maintained on site:

- **A 100% or greater increase or decrease in the quantity of any hazardous material on the inventory**
- **Addition or deletion of a hazardous material to the inventory**
- **Changes in the storage, location, or use of hazardous materials**
- **Any change in business name, ownership, or address**
- **Any change in Emergency Coordinator/Contact information**

Instructions for Completing the Hazardous Materials Business Plan Certification

Note: The numbering of the instructions follows the data element numbers that are on Statewide reporting forms. These data element numbers are used for electronic submission and are the same as the numbering used in 27 CCR, Appendix C.

1. FACILITY ID NUMBER - Enter the 6 character Permit Number from your Permit. If you do not have a Permit, leave this blank.

3. BUSINESS NAME - Enter the full legal name of the business. This is the same as the terms "Facility Name" or "DBA" – Doing Business As.

103. BUSINESS SITE ADDRESS - Enter the street address where the facility is located. No post office box numbers are allowed.

104. CITY - Enter the city or unincorporated area in which business site is located.

105. ZIP CODE - Enter the zip code of business site. The extra 4-digit zip may also be added.

CARCINOGEN/REPRODUCTIVE TOXIN ANNUAL RENEWAL WITHOUT CHANGES - Any business which is required to submit a HMBP and handles a material which is a carcinogen or reproductive toxin, is required to submit a list of each such material handled during the previous year to the Director of the Department of Environmental Health. The list must include all carcinogens and reproductive toxins handled in quantities less than 55 gallons or 500 pounds. The list of such materials handled shall be renewed each year. Check this box to certify that the information previously submitted is still correct and no changes, additions or deletions are necessary. See http://www.sdcounty.ca.gov/deh/hmd/forms_hmd.html and review HM-9243 (Disclosure of Hazardous Materials Information Bulletin) to find out if you are required to submit this list.

INITIAL CERTIFICATION: Check this box if you are submitting a new HMBP.

ANNUAL CERTIFICATION WITHOUT CHANGES: Check this box if you are submitting an annual certification on an existing plan.

CERTIFICATION OF CHANGES/REVISIONS: Check this box if you are submitting changes to the hazardous materials inventory, list of emergency contacts, or the site plan. All pages should include the new submittal date. For multi-page site maps, include all pages with new submittal date.

105397

JENAL ENGINEERING CORP.

GENERAL ENGINEERING CONTRACTOR

March 17, 2009

RECEIVED
MAR 18 2009
ENVIRONMENTAL HEALTH

To: County of San Diego
Department of Environmental Health
P.O. Box 129261
San Diego, CA 92112-9261

Attn: Zoraida Herrera

Site: City of Poway
14415 Lake Poway Road
Poway, CA 92064

Re: SB989 Testing

Attached is a copy of SB989 test results from the site identified above. Retain this documentation for your records. An original set of documents has been forwarded to the owners of this site.

If you have any questions pertaining to this testing or need any additional data, please contact me at 1-800-929-8046.

Thank you,

Alan P. Westermeyer
Vice President - Jenal Engineering Corp.

APW:mw-031709
File: J-5012. SB989 Testing Memo to DEH

P.O. BOX 459 • LEMON GROVE, CA 91946 BUS. (619) 697-2200 FAX (619) 697-2400

105397

COUNTY OF SAN DIEGO - UNDERGROUND STORAGE TANK SECONDARY CONTAINMENT TESTING REPORT FORM

This form is intended for use by contractors performing initial & periodic testing of UST secondary containment systems. Use the appropriate pages of this form to report results for all components tested. The completed form, written test procedures, and printouts from tests (if applicable), must be provided to the facility owner/operator for submittal to the County of San Diego Department of Environmental Health Hazardous Materials Division UST Group.

Establishment Number: 105397 **Plan Check Number:** RT4595

1. FACILITY INFORMATION

Facility Name:	Poway Fleet Maintenance	Date of Testing:	3/13/09 & 3/14/09
Facility Address:	14415 Lake Poway Road, Poway, CA 92064		**Test Type:**
Facility Contact:	Tony Bowers	Phone: (858) 668-4745	☐ Initial
Date Local Agency Was Notified of Testing :	3/6/09		☐ 6 month
Name of Local Agency Inspector *(if present during testing)*:	Zoraida Herrera		☒ EVR Install/Upgrade

2. TESTING CONTRACTOR INFORMATION

Company Name:	Jenal Engineering Corporation		
Technician Conducting Test:	Craig Nowak		
Credentials:	☒ CSLB Licensed Contractor	☐ SWRCB Licensed Tank Tester	
License Type:	A	License Number: 602806, Hazmat 4257	

Manufacturer Training

Manufacturer	Component(s)	Date Training Expires
N/A	Mechanical Pressure Test	N/A

3. SUMMARY OF TEST RESULTS

Component	Pass	Fail	Not Tested	Repairs Made	Component	Pass	Fail	Not Tested	Repairs Made
Diesel Vent Containment	☒	☐	☐	☐		☐	☐	☐	☐
RUL Vent Containment	☒	☐	☐	☐		☐	☐	☐	☐
Vent Sump	☒	☐	☐	☐		☐	☐	☐	☐
	☐	☐	☐	☐		☐	☐	☐	☐
	☐	☐	☐	☐		☐	☐	☐	☐
	☐	☐	☐	☐		☐	☐	☐	☐
	☐	☐	☐	☐		☐	☐	☐	☐
	☐	☐	☐	☐		☐	☐	☐	☐
	☐	☐	☐	☐		☐	☐	☐	☐
	☐	☐	☐	☐		☐	☐	☐	☐
	☐	☐	☐	☐		☐	☐	☐	☐
	☐	☐	☐	☐		☐	☐	☐	☐
	☐	☐	☐	☐		☐	☐	☐	☐
	☐	☐	☐	☐		☐	☐	☐	☐
	☐	☐	☐	☐		☐	☐	☐	☐
	☐	☐	☐	☐		☐	☐	☐	☐

Per notes from Zoraida Herrera on pipe pressure inspection report: Jenal is forwarding the certification of testing for the secondary testing.

CERTIFICATION OF TECHNICIAN RESPONSIBLE FOR CONDUCTING THIS TESTING

To the best of my knowledge, the facts stated in this document are accurate and in full compliance with legal requirements

Technician's Signature: Craig Nowak Date: March 13, 2009

105397

4. TANK ANNULAR TESTING

Test Method Developed By:	☐ Tank Manufacturer ☐ Industry Standard ☐ Professional Engineer ☐ Other *(Specify)*			
Test Method Used:	☐ Pressure ☐ Vacuum ☐ Hydrostatic ☐ Other *(Specify)*			
Test Equipment Used:			Equipment Resolution:	
Is Tank Exempt From Testing?[1]	☐ Yes ☐ No	☐ Yes ☐ No	☐ Yes ☐ No	
Tank Capacity:				
Tank Material:				
Tank Manufacturer:				
Product Stored:				
Wait time between applying pressure/vacuum/water and starting test:				
Test Start Time:				
Initial Reading (R_I):				
Test End Time:				
Final Reading (R_F):				
Test Duration:				
Change in Reading (R_F-R_I):				
Pass/Fail Threshold or Criteria:				
Test Result:	☐ **Pass** ☐ **Fail**	☐ **Pass** ☐ **Fail**	☐ **Pass** ☐ **Fail**	
Was sensor removed for testing?	☐ Yes ☐ No ☐ NA	☐ Yes ☐ No ☐ NA	☐ Yes ☐ No ☐ NA	
Was sensor properly replaced and verified functional after testing?	☐ Yes ☐ No ☐ NA	☐ Yes ☐ No ☐ NA	☐ Yes ☐ No ☐ NA	

Comments – *(include information on repairs made prior to testing, & recommended follow-up for failed tests)*

Not Tested

Not involved with EVR upgrades

[1] Secondary containment systems where the continuous monitoring automatically monitors both the primary and secondary containment, such as systems that are hydrostatically monitored or under constant vacuum, are exempt from periodic containment testing. {California Code of Regulations, Title 23, Section 2637(a)(6)}

105397

5. SECONDARY PIPE TESTING

Test Method Developed By:	☒ Piping Manufacturer ☒ Industry Standard ☐ Professional Engineer ☐ Other *(Specify)*			
Test Method Used:	☒ Pressure ☐ Vacuum ☐ Hydrostatic ☐ Other *(Specify)*			
Test Equipment Used: MARSH P0140 PNEUMATIC GAUGE			Equipment Resolution: +/- .05% F.S.	
	Diesel Cont Vent Line	**RUL Cont Vent Line**		
Piping Material:	**Fiberglass**	**Fiberglass**		
Piping Manufacturer:	**A.O. Smith**	**A.O. Smith**		
Piping Diameter:	**3 over 2**	**3 over 2**		
Length of Piping Run:	**Approx. 28'**	**Approx. 28'**		
Product Stored:	**Vent diesel**	**Vent RUL grade**		
Method and location of piping-run isolation:	**In turbine sump & at tank sump**	**In turbine sump & at tank sump**		
Wait time between applying pressure/vacuum/water and starting test:	**1 hour**	**1 hour**		
Test Start Time:	**10:20am**	**10:20am**		
Initial Reading (R_I):	**5.0 psi**	**5.0 psi**		
Test End Time:	**1:20pm**	**1:20pm**		
Final Reading (R_F):	**5.0psi**	**5.0psi**		
Test Duration:	**3 hours**	**3 hours**		
Change in Reading (R_F-R_I):	**0.0 psi**	**0.0 psi**		
Pass/Fail Threshold or Criteria:	**+/- 0.0 psi**	**+/- 0.0 psi**		
Test Result:	☒ **Pass** ☐ **Fail**	☒ **Pass** ☐ **Fail**	☐ **Pass** ☐ **Fail**	☐ **Pass** ☐ **Fail**

Comments – *(include information on repairs made prior to testing, and recommended follow-up for failed tests)*

Test witnessed by DEH inspector Zoraida Herrera

105397

6. PIPING SUMP TESTING

Test Method Developed By:	☒ Sump Manufacturer ☒ Industry Standard ☐ Professional Engineer ☐ Other *(Specify)*			
Test Method Used:	☐ Pressure ☐ Vacuum ☒ Hydrostatic ☐ Other *(Specify)*			
Test Equipment Used: 24 Hour Test			Equipment Resolution: Visual	
	Vent Box			
Sump Diameter:	**26 x 20**			
Sump Depth:	**32"**			
Sump Material:	**Fiberglass**			
Height from Tank Top to Top of Highest Piping Penetration:	**7"**			
Height from Tank Top to Lowest Electrical Penetration:	**N/A**			
Condition of sump prior to testing:	**New**			
Portion of Sump Tested[2]	**Approx. 60%**			
Does turbine shut down when sump sensor detects liquid (both product and water)?*	☐ Yes ☐ No ☒ NA	☐ Yes ☐ No ☐ NA	☐ Yes ☐ No ☐ NA	
Turbine shutdown response time	**N/A**			
Is system programmed for fail-safe shutdown?*	☐ Yes ☐ No ☒ NA	☐ Yes ☐ No ☐ NA	☐ Yes ☐ No ☐ NA	
Was fail-safe verified to be operational?*	☐ Yes ☐ No ☒ NA	☐ Yes ☐ No ☐ NA	☐ Yes ☐ No ☐ NA	
Wait time between applying pressure/vacuum/water and starting test:	**1 hour**			
Test Start Time:	**3/13/09 3:00pm**			
Initial Reading (R_I):	**16.5"**			
Test End Time:	**3/14/09 4:00pm**			
Final Reading (R_F):	**16.5"**			
Test Duration:	**24 Hours**			
Change in Reading (R_F-R_I):	**+/- 0**			
Pass/Fail Threshold or Criteria:	**+/- ¼"**			
Test Result:	☒ **Pass** ☐ **Fail**	☐ **Pass** ☐ **Fail**	☐ **Pass** ☐ **Fail**	
Was sensor removed for testing?	☐ Yes ☐ No ☒ NA	☐ Yes ☐ No ☐ NA	☐ Yes ☐ No ☐ NA	
Was sensor properly replaced and verified functional after testing?	☐ Yes ☐ No ☒ NA	☐ Yes ☐ No ☐ NA	☐ Yes ☐ No ☐ NA	

Comments – *(include information on repairs made prior to testing, and recommended follow-up for failed tests)*

No sensor installed in vent sump, sump is being utilized for cathodic protection purposes only.

Per request of DEH inspector, SB989 testing performed on vent box while exposed to visual inspection.

[2] If the entire depth of the sump is not tested, specify how much was tested. If the answer to any of the questions indicated with an asterisk (*) is "NO" or "NA", the entire sump must be tested. (See SWRCB LG-160)

7. UNDER-DISPENSER CONTAINMENT (UDC) TESTING

Test Method Developed By:	☐ UDC Manufacturer ☐ Industry Standard ☐ Professional Engineer ☐ Other *(Specify)*			
Test Method Used:	☐ Pressure ☐ Vacuum ☐ Hydrostatic ☐ Other *(Specify)*			
Test Equipment Used:			Equipment Resolution:	
UDC Manufacturer:				
UDC Material:				
UDC Depth:				
Height from UDC Bottom to Top of Highest Piping Penetration:				
Height from UDC Bottom to Lowest Electrical Penetration:				
Condition of UDC prior to testing:				
Portion of UDC Tested[3]				
Does turbine shut down when UDC sensor detects liquid (both product and water)?*	☐ Yes ☐ No ☐ NA	☐ Yes ☐ No ☐ NA	☐ Yes ☐ No ☐ NA	☐ Yes ☐ No ☐ NA
Turbine shutdown response time				
Is system programmed for fail-safe shutdown?*	☐ Yes ☐ No ☐ NA	☐ Yes ☐ No ☐ NA	☐ Yes ☐ No ☐ NA	☐ Yes ☐ No ☐ NA
Was fail-safe verified to be operational?*	☐ Yes ☐ No ☐ NA	☐ Yes ☐ No ☐ NA	☐ Yes ☐ No ☐ NA	☐ Yes ☐ No ☐ NA
Wait time between applying pressure/vacuum/water and starting test				
Test Start Time:				
Initial Reading (R_I):				
Test End Time:				
Final Reading (R_F):				
Test Duration:				
Change in Reading (R_F-R_I):				
Pass/Fail Threshold or Criteria:				
Test Result:	☐ **Pass** ☐ **Fail**	☐ **Pass** ☐ **Fail**	☐ **Pass** ☐ **Fail**	☐ **Pass** ☐ **Fail**
Was sensor removed for testing?	☐ Yes ☐ No ☐ NA	☐ Yes ☐ No ☐ NA	☐ Yes ☐ No ☐ NA	☐ Yes ☐ No ☐ NA
Was sensor properly replaced and verified functional after testing?	☐ Yes ☐ No ☐ NA	☐ Yes ☐ No ☐ NA	☐ Yes ☐ No ☐ NA	☐ Yes ☐ No ☐ NA

Comments – *(include information on repairs made prior to testing, and recommended follow-up for failed tests)*

Not part of EVR upgrades

[3] If the entire depth of the UDC is not tested, specify how much was tested. If the answer to any of the questions indicated with an asterisk (*) is "NO" or "NA", the entire UDC must be tested. (See SWRCB LG-160)

105397

8. FILL RISER CONTAINMENT SUMP TESTING

Facility is Not Equipped With Fill Riser Containment Sumps ☐				
Fill Riser Containment Sumps are Present, but were Not Tested ☐				
Test Method Developed By:	☐ Sump Manufacturer ☐ Other *(Specify)*	☐ Industry Standard	☐ Professional Engineer	
Test Method Used:	☐ Pressure ☐ Other *(Specify)*	☐ Vacuum	☐ Hydrostatic	
Test Equipment Used:			Equipment Resolution:	
Sump Diameter:				
Sump Depth:				
Height from Tank Top to Top of Highest Piping Penetration:				
Height from Tank Top to Lowest Electrical Penetration:				
Condition of sump prior to testing:				
Portion of Sump Tested				
Sump Material:				
Wait time between applying pressure/vacuum/water and starting test:				
Test Start Time:				
Initial Reading (R_I):				
Test End Time:				
Final Reading (R_F):				
Test Duration:				
Change in Reading (R_F-R_I):				
Pass/Fail Threshold or Criteria:				
Test Result:	☐ **Pass** ☐ **Fail**	☐ **Pass** ☐ **Fail**	☐ **Pass** ☐ **Fail**	☐ **Pass** ☐ **Fail**
Is there a sensor in the sump?	☐ Yes ☐ No	☐ Yes ☐ No	☐ Yes ☐ No	☐ Yes ☐ No
Does the sensor alarm when either product or water is detected?	☐ Yes ☐ No ☐ NA	☐ Yes ☐ No ☐ NA	☐ Yes ☐ No ☐ NA	☐ Yes ☐ No ☐ NA
Was sensor removed for testing?	☐ Yes ☐ No ☐ NA	☐ Yes ☐ No ☐ NA	☐ Yes ☐ No ☐ NA	☐ Yes ☐ No ☐ NA
Was sensor properly replaced and verified functional after testing?	☐ Yes ☐ No ☐ NA	☐ Yes ☐ No ☐ NA	☐ Yes ☐ No ☐ NA	☐ Yes ☐ No ☐ NA

Comments – *(include information on repairs made prior to testing, and recommended follow-up for failed tests)*

Not part of EVR upgrades

105397

9. SPILL/OVERFILL CONTAINMENT BOXES

Facility is Not Equipped With Spill/Overfill Containment Boxes ☐				
Spill/Overfill Containment Boxes are Present, but were Not Tested ☐				
Test Method Developed By:	☐ Spill Bucket Manufacturer ☐ Industry Standard ☐ Professional Engineer ☐ Other *(Specify)*			
Test Method Used:	☐ Pressure ☐ Vacuum ☐ Hydrostatic ☐ Other *(Specify)*			
Test Equipment Used:			Equipment Resolution:	
Bucket Diameter:				
Bucket Depth:				
Wait time between applying pressure/vacuum/water and starting test:				
Test Start Time:				
Initial Reading (R_I):				
Test End Time:				
Final Reading (R_F):				
Test Duration:				
Change in Reading (R_F-R_I):				
Pass/Fail Threshold or Criteria:				
Test Result:	☐ **Pass** ☐ **Fail**	☐ **Pass** ☐ **Fail**	☐ **Pass** ☐ **Fail**	☐ **Pass** ☐ **Fail**

Comments – *(include information on repairs made prior to testing, and recommended follow-up for failed tests)*

Not part of EVR upgrades

Send Completed Form to:
County of San Diego, Department of Environmental Health, Hazardous Materials Division
UST Group
P.O. Box 129261
San Diego CA 92112-9261

ATTN: Vikki Denslow — Return by 4/25/09 —

COUNTY OF SAN DIEGO

CORRECTIVE ACTION FORM TO DOCUMENT RETURN TO COMPLIANCE

RECEIVED
APR 07 2009
ENVIRONMENTAL HEALTH

PERMIT #: 105397
SPECIALIST: Denslow
INSPECTION DATE: 3/25/09
CONTACT: Tony Bowers

BUSINESS NAME City of Poway Public Works

ADDRESS 14415 Lake Poway Road CITY Poway ZIP 92064

VIOL #	DATE CORRECTED	INDICATE HOW VIOLATIONS WERE CORRECTED (ATTACH ANY SUPPORTING DOCUMENTATION TO THIS FORM)
1 v 3105	4/13/09	UPDATED CERT. OBTAINED FROM RISK MNGT. ON 4/2
2 v	/ /	
3 v	/ /	
4 v	/ /	
5 v	/ /	
6 v	/ /	—
7 v	/ /	
8 v	/ /	
9 v	/ /	
10 v	/ /	

I certify under penalty of law that this business/site has corrected all violations marked on the Compliance Inspection Report/Notice of Violation. I have personally examined and am familiar with the information submitted and believe the information is true, accurate and complete. I am authorized to file this certification for the business/site, and am aware that there are significant penalties for submitting false information.

Responsible Party: R. Tony Bowers (Print Name) **Job Title** FLT. / FAC. Supv.

Signature of Responsible Party: R. Tony Bowers **Date:** 4/13/09

< Send completed form and supporting documentation to the address listed below >

COUNTY OF SAN DIEGO USE ONLY: **Reviewed by:** Vikki Denslow (Specialist's name and date required for processing) **Date:** 4/9/09

Specialist's comments:

☑ All violations noted on date listed above were corrected.

☑ Based on information provided by the business
☐ Based on field verification by Specialist

☑ RTC entered in Kiva by Specialist on: 4/28/09 ☐ RTC entered in Kiva by Clerical on: / /

Department of Environmental Health, Hazardous Materials Division, P.O. Box 129261, San Diego, CA 92112-9261
http://www.sdcdeh.org//hmd 619-338-2222; 1-800-253-9933; Fax 619-338-2377

ck# 36549

ENTERED JUL 22 2009

HY21-0264

OFFICE USE ONLY
UPFP# 105397
BP DATE 3,4,08

SAN DIEGO REGIONAL
HAZARDOUS MATERIALS QUESTIONNAIRE

Business Name Public Works Dept City Poway	Business Contact		Telephone #	
City of Poway Fleet Maintenance	Fred Campbell		(858) 668-4759	
Project Address	City	State	Zip Code	APN#
14415 Lake Poway Road	Poway	CA	92064	278-431-36-00
Mailing Address	City	State	Zip Code	Plan File#
P O Box 789	Poway	CA	92064	
Project Contact			Telephone #	
Alan Westermeyer			(619) 697-2200	

The following questions represent the facility's activities, NOT the specific project description.

PART I: FIRE DEPARTMENT – HAZARDOUS MATERIALS DIVISION; OCCUPANCY CLASSIFICATION: Indicate by circling the item, whether your business will use, process, or store any of the following hazardous materials. If any of the items are circled, applicant must contact the Fire Protection Agency with jurisdiction prior to plan submittal.

1. Explosive or Blasting Agents
2. Compressed Gases
3. Flammable/Combustible Liquids
4. Flammable Solids
5. Organic Peroxides
6. Oxidizers
7. Pyrophorics
8. Unstable Reactives
9. Water Reactives
10. Cryogenics
11. Highly Toxic or Toxic Materials
12. Radioactives
13. Corrosives
14. Other Health Hazards
15. None of These.

PART II: SAN DIEGO COUNTY DEPARTMENT OF ENVIRONMENTAL HEALTH – HAZARDOUS MATERIALS DIVISIONS (HMD): If the answer to any of the questions is yes, applicant must contact the County of San Diego Hazardous Materials Division, 1255 Imperial Avenue, 3rd floor, San Diego, CA 92101. Call (619) 338-2222 prior to the issuance of a building permit. $82 Exempt updated Site Map

FEES ARE REQUIRED Healy ABCopy

Expected Date of Occupancy:

PAID
SEP 29 2009
DEH CASHIER
CASH CHECK#

☐ CalARP Exempt — Date / Initials
☐ CalARP Required — Date / Initials
☐ CalARP Complete — Date / Initials

	YES	NO	
1.	☒	☐	Is your business listed on the reverse side of this form? (check all that apply).
2.	☒	☐	Will your business dispose of Hazardous Substances or Medical Waste in any amount?
3.	☒	☐	Will your business store or handle Hazardous Substances in quantities equal to or greater than 55 gallons, 500 pounds, 200 cubic feet, or carcinogens/reproductive toxins in any quantity?
4	☒	☐	Will your business use an existing or install an [illegible] tank?
5.	☐	☒	Will your business store or [illegible] (RP)?
6.	☐	☒	Will your business [illegible] (Title 22, Code 10)?

No D/B. Field Specialist was already at the Site & collected the Site map. Joan

PART III: SAN DIEGO COUNTY AI Pollution Control District (APCD), 101 permit. Note: If the answer to questic commencing demolition or renovation, e answer to any of the questions below is yes, applicant must contact the Air 1649, telephone (858) 586-2600 prior to the issuance of a building or demolition it an asbestos notification form to the APCD at least 10 working days prior to l structures of four units or less. Contact the APCD for more information.

	YES	NO	
1.	☒	☐	Will the subject facilit[y] APCD factsheet at ht[tp] of this from, Contact A[PCD] or equipment that emit or are capable of emitting an air contaminant? (See the nd the list of typical equipment requiring an APCD permit on the reverse side
2.	☐	☒	(ANSWER ONLY IF C[APCD]) Will the subject facility be located within 1,000 feet of the outer boundary of a school (K through 12)? (Public and private s[chools] may be found after search of the California School Directory at http://www.cde.ca.gov/re/gd/; or contact the appropriate school district).
3.	☐	☒	Will there be renovation that involves handling of any friable asbestos materials, or disturbing any material that contains non-friable asbestos?
4.	☐	☒	Will there be demolition involving the removal of a load supporting structural member?

Briefly describe business activities:
Gasoline Dispensing Facility

Briefly describe proposed project:
Upgrade vapor recovery to EVR Phase 2 per State of California requirements

I declare under penalty of perjury that to the best of my knowledge and belief the responses made herein are true and correct.

Jennifer Westermeyer - Pres. Jenal Eng. — Name of owner or Authorized Agent

Signature of Owner or Authorized Agent

02 / 19 / 2009 — Date

FOR OFFICIAL USE ONLY:
FIRE DEPARTMENT OCCUPANCY CLASSIFICATION: _____
BY: _____ DATE: / /

EXEMPT OR NO FURTHER INFORMATION REQUIRED		RELEASED FOR BUILDING PERMIT BUT NOT FOR OCCUPANCY		RELEASED FOR OCCUPANCY	
COUNTY-HMD	APCD	COUNTY-HMD	APCD	COUNTY-HMD	APCD
		COUNTY OF SAN DIEGO REVIEWED J. Swanson SIGNATURE 2/19/09 DATE HMMD		COUNTY OF SAN DIEGO REVIEWED J. Swanson SIGNATURE 7/7/09 DATE HMMD	

PLS File #105397

4

State of California
State Water Resources Control Board
Division of Financial Assistance
P.O. Box 944212
Sacramento, CA 94244-2121
(Instructions on reverse side)

For State Use Only

CERTIFICATION OF FINANCIAL RESPONSIBILITY

FOR UNDERGROUND STORAGE TANKS CONTAINING PETROLEUM

A. I am required to demonstrate Financial Responsibility in the required amounts as specified in California Code of Regulations (CCR), Title 23, Division 3, Chapter 18, Section 2807.

[X] 500,000 dollars per occurrence
or
[ ] 1 million dollars per occurrence

AND

[X] 1 million dollars annual aggregate
or
[ ] 2 million dollars annual aggregate

B. City of Poway *hereby certifies that it is in compliance with the requirements of Section 2807,*
(Name of Tank Owner or Operator)
California Code of Regulations, Title 23, Division 3, Chapter 18, Article 3, Section 2807.
The mechanisms used to demonstrate financial responsibility as required by Section 2807 are as follows:

C. Mechanism Type	Name and Address of Issuer	Mechanism Number	Coverage Amount	Coverage Period	Corrective Action	Third Party Comp
California JPIA Pollution and Remediation Legal Liability Program	Alliant Insurance Services 1301 Dove St, Suite 200 Newport Beach, CA 92660	PEC 001896301	$10,000,000/occur $50,000,000/agg	07/01/08 through 07/01/11	YES	YES

Note:

Note: If you are using the State Fund as any part of your demonstration of financial responsibility, your execution and submission of this certification also certifies that you are in compliance and shall maintain compliance with all conditions for participation in the Fund. See instructions.

D. Facility Name	Facility Address
City of Poway/Public Works Dept. Fleet/Facilities Maintenance	14415 Lake Poway Road Poway, CA 92064
Facility Name	Facility Address
Facility Name	Facility Address

E. Signature of Tank Owner or Operator	Date	Name and Title of Tank Owner or Operator
R Tony Bowers	4/3/09	R. TONY BOWERS - FLS. /FAC. SUPV.
Signture of Witness or Notary	Date	Name of Witness or Notary
Annette Gonzalez	4/3/09	Annette Gonzalez

Monitoring Cert-Final

UPF PERMIT # 105397 RT 4595

INITIALS/DATE

PLAN CHECK DOCUMENTATION

SC 1-7-09 RECEIVED APPLICATION

SC 1-7-09 APPLICATION COMPLETE

SC 1-7-09 APPLICATION INCOMPLETE: APCD ___ FD ___ CONTRACTOR ___

INCOMPLETE PAYMENT _____ BOE# _____

SC Rcd 1-8-09

___ PERMIT APPROVED DATE 1-13-09

FINAL INSPECTION

ZH/2.12.09 "PASSING" FINAL INSPECTION REPORT

N/A FORM C's

ZH/3.12.09 SENT TO MAIN FILE: MON. CERT., SCT, WMP/ERP,FORMS A & B,

KIVA ENTRY

ZH/3.20.09 TANK TRAILER UPDATED

N/A CLEARANCE CHECK LIST PRINTED/VERIFIED

UST OPERATING PERMIT CHECKLIST SUBMITTED

-MAILED TO OWNER (EHT)

-PLACED IN FILE (EHT)

SENT TO FILE (EHT)

EJ/10.7.09 **FILE READY TO CLOSE**

BR/EJ 10.7.09 **SUPERVISOR'S INITIALS**

COMMENTS

Initial/Date

EC 1-29-09, released permit to Keegan / Genl. Eng, Fees paid in full today. #408-00/

EJ/10.7.09 SENT TO FILE.

(1.5) KIVA updated 03/20/09 JB

County of San Diego

DEPARTMENT OF ENVIRONMENTAL HEALTH-HAZARDOUS MATERIALS DIVISION
P.O. BOX 129261, SAN DIEGO, CA 92112-9261
(619) 338-2222 FAX (619) 338-2377; 1-800-253-9933
http://www.sdcounty.ca.gov/deh/hmd/index.html

UST PRESSURE TEST/SECONDARY CONTAINMENT INSPECTION REPORT

Plan Check Number: RT4595 **UPF Permit Number:** 105397

Facility Name: City of Poway Fleet Maintenance Bldg. No.:

Site Address: 14415 Lake Poway Rd City: Poway Zip: 92064

Contractor: Jenal Engineering Corp Contractor's Phone No.: (619) 697-2200

PROJECT DESCRIPTION

☐ New Tank Installation ☐ Repipe/Repair ☐ Secondary Containment Repair ☑ Other: Re-route Vent Lines

I. PRESSURE TEST

	Tank Id:	TØØ2 P/F	TØØ3 P/F	P/F	P/F	P/F
	Product Type:	87	DSL			
Product Line						
Primary	Start time:	____psi	____psi	____psi	____psi	____psi
	End time:	____psi	____psi	____psi	____psi	____psi
Secondary	Start time:	____psi	____psi	____psi	____psi	____psi
	End time:	____psi	____psi	____psi	____psi	____psi
Vapor/Tank & Vent						
Primary	Start time: 12:50	7 psi	7 psi	____psi	____psi	____psi
	End time: 1:20	7 psi	7 psi	____psi	____psi	____psi
Secondary	Start time:	____psi	____psi	____psi	____psi	____psi
	End time:	____psi	____psi	____psi	____psi	____psi

II. HYDROSTATIC TEST

	Start time:	____inches	____inches	____inches	____inches	____inches
Sump/dispenser/	End time:	____inches	____inches	____inches	____inches	____inches
spill bucket:	Start time:	____inches	____inches	____inches	____inches	____inches
	End time:	____inches	____inches	____inches	____inches	____inches

HMD approved plans onsite? ☑ YES ☐ NO Inspection and reinspection fee required? ☐ YES ☑ NO

Inspection approved? ☑ YES ☐ NO "As Builts" required for final inspection? ☐ YES ☑ NO

REMARKS: On site with Craig Nowak to witness pressure test on 87 and diesel primary lines.
Vent lines were re-routed to accomodate new fuel tank installed. ISD software not installed due to low throughput of fuel at facility.
Pressure test passed. Photos taken.
Submit certification of secondary containment, to HMD, within 30 days.

Received by: Craig Nowak Date: 3/13/09

Print name: Craig Nowak

HMD Inspector: Zoraida Herrera Date: 03/13/09

City of Poway Fleet Maintenance, RT4595, #105397
14415 Lake Poway Rd, Poway 92064
Photos by Zoraida Herrera, 03/13/09



Overview of gas station, facing East;
showing two dispensers and open trench where new DW, FG vent piping was installed 1

City of Poway Fleet Maintenance, RT4595, #105397
14415 Lake Poway Rd, Poway 92064
Photos by Zoraida Herrera, 03/13/09



Other portion of the trench for vent piping towards vent box on the right side of Healy tank 2

City of Poway Fleet Maintenance, RT4595, #106397
14415 Lake Poway Rd, Poway 92064
Photos by Zoraida Herrera, 03/13/09



Picture showing old vent piping already capped (center of photo)

3

City of Poway Fleet Maintenance, RT4595, #106397
14415 Lake Poway Rd, Poway 92064
Photos by Zoraida Herrera, 03/13/09



Picture of vent box while running pressure test on primary lines

4

County of San Diego
Department of Environmental Health
Hazardous Materials Division
1255 Imperial Avenue
P.O. Box 129261
San Diego, CA 92112-9261

OFFICE USE ONLY

ACTIVITY CODE 428T29

Permit # RT4595
Establishment #105397
Date: January 13, 2009
Expiration Date: January 13, 2010

Permit for Underground Storage Tank Construction

SITE NAME: City of Poway Fleet Maintenance
SITE ADDRESS: 14415 Lake Poway Road, Poway, CA 92064
OWNER NAME: City of Poway
OWNER ADDRESS: P.O. Box 789, Poway, CA 92064

DESCRIPTION OF PROPOSED WORK: Install Healy tank. Re-route vent lines.

PERMIT CONDITIONS: The following is the scope of work that will be performed at the site listed above. The DEH inspector will verify that the CCR Title 23 requirements have been met.

- ☐ Tap into existing vent line and relocate; install Healy tank.

  -Ensure that the primary vent line can be fully observed and available for soap testing at the inspection.

Inspection Requirement(s):

- Pressure Test on primary vent line - T*he monitor secondary containment report for the secondary line be submitted to HMD within 30 days.*

Please note: Any deviation from the above scope of work may require a $452.00 plan re-review fee and $700.00 re-inspection fee

Please note: Permit fees are non-refundable after the expiration date. The one time 180 day permit extension *must* be applied for before the permit expires

Please note: If warranted, the HMD Environmental Health Specialist may require additional testing or documentation at the inspection that may be outside the scope of the permit conditions.

This office must be given at least 48 hours notice for all required Underground Storage Tank Activity. Please call at (619) 338-2214 to schedule an appointment. For cancellations, please call (619) 237-8451.

PERMIT AND STAMPED APPROVED PLANS MUST BE ON-SITE. FAILURE TO DO SO WILL RESULT IN THE INSPECTOR FAILING THE SCHEDULED INSPECTION AND ASSESSING A $700.00 REINSPECTION FEE.

THIS PERMIT DOES NOT EXCUSE ANY OWNER OR OPERATOR FROM COMPLYING WITH ALL APPLICABLE FEDERAL, STATE, COUNTY OR LOCAL LAWS, ORDINANCES OR REGULATIONS. THE OWNER OR OPERATOR IS REQUIRED TO DETERMINE IF ANOTHER PERMIT OR APPROVAL FROM ANY OTHER AGENCY OR DEPARTMENT IS NECESSARY. THE COUNTY, BY ISSUING THIS PERMIT, DOES NOT RELINQUISH RIGHT TO ENFORCE ANY VIOLATION OF LAW

Plans Reviewed and Approved By: Veronica Archer FOR Date: 01/13/2009

Lewallen, Cecilia

From: Tom Klock [tklock@jenalinc.com]
Sent: Tuesday, March 03, 2009 11:23 AM
To: Lewallen, Cecilia
Subject: City of Poway

Confirming our conversation. Permit RT 4595 was incorrect. This site does not have sufficient throughput to warrant the ISD upgrade. I should have submitted an application that reflected EVR2 only with the vent line relocation. Please revise the permit to reflect the EVR2 upgrade only. There is no ISD installation required for this site and no changes will be made to the tank monitor.

Thanks,

Tom Klock
Compliance Manager
JENAL ENGINEERING CORPORATION
P.O. Box 459 Lemon Grove, CA 91946-0459
(619) 697-2200 (Office)
(619) 954-0228 (Cell)
(619) 697-2400 (Fax)

COUNTY OF SAN DIEGO

DEPARTMENT OF ENVIRONMENTAL HEALTH
1255 Imperial Ave
San Diego, CA 92101
1-800-253-9933 / 619-338-2222

INVOICE

PERMIT TYPE & NUMBER: HURT 4595 **PID:** 736033 **INVOICE DATE:** 29 JAN 2009

PERMIT OWNER:
CITY OF POWAY
14415 LAKE POWAY RD

PUBLIC WORKS DEPT CITY POWAY
POWAY CA 92064

CONTACT:
JENAL ENGINEERING CORPORATION
P O BOX 459

LEMON GROVE CA 91946

APPLICANT:
CITY OF POWAY

APN: 278-431-36-00

SITE ADDRESS: 14415 LAKE POWAY RD

LOCATION DESCRIPTION: 14415 LAKE POWAY RD, POWAY, 92064-

PROJECT DESCRIPTION/SCOPE
Repair/check#36325
Additional fee/check#36408

==========

VEEDER ROOT SOFTWARE UPGRADE + new Vent line

PASSING MONITOR CERTIFICATION_____

PAID
JAN 29 2009
DEH CASHIER
CASH _____ CHECK# _____

FEE/DEPOSIT DETAILS

FEE CODE	DESCRIPTION	TIME ACCT.	ACCT. CODE	AMOUNT
6HURT1-EHO	FEES FOR TANK UPGRADE-1 INSPECTION	428T29	1002432-995-1(	408.00
			TOTAL AMOUNT DUE	$408.00

County of San Diego
Department of Environmental Health
Hazardous Materials Division
1255 Imperial Avenue
P.O. Box 129261
San Diego, CA 92112-9261

OFFICE USE ONLY

ACTIVITY CODE 428T29

Permit # RT4595
Establishment #105397
Date: January 13, 2009
Expiration Date: January 13, 2010

Permit for Underground Storage Tank Construction

SITE NAME: City of Poway Fleet Maintenance
SITE ADDRESS: 14415 Lake Poway Road, Poway, CA 92064
OWNER NAME: City of Poway
OWNER ADDRESS: P.O. Box 789, Poway, CA 92064

DESCRIPTION OF PROPOSED WORK: Upgrade Veeder-Root monitor with ISD software for EVR Ph.II regulations; and install Healy tank. Re-route vent lines.

PERMIT CONDITIONS: The following is the scope of work that will be performed at the site listed above. The DEH inspector will verify that the CCR Title 23 requirements have been met.

- ☐ Install New Veeder ISD software – Ensure that the ISD software meets the minimum requirements of CARB
- ☐ All sensors will have to be re-programmed for function ability.
- ☐ Tap into existing vent line and relocate to Healy tank.
- ☐ "UST Monitoring System Certification" form (SD County form DEH:HMD-9301) will be required.

Inspection Requirement(s):

- Pressure Test on vent line
- Test entire Veeder-Root monitoring system (including electronic LLDs – if applicable) – *The monitor system certification report must be submitted during the inspection, or submitted to HMD within 30 days.*

Please note: Any deviation from the above scope of work may require a $452.00 plan re-review fee and $700.00 re-inspection fee

Please note: Permit fees are non-refundable after the expiration date. The one time 180 day permit extension *must* be applied for before the permit expires

Please note: If warranted, the HMD Environmental Health Specialist may require additional testing or documentation at the inspection that may be outside the scope of the permit conditions.

This office must be given at least 48 hours notice for all required Underground Storage Tank Activity. Please call at (619) 338-2214 to schedule an appointment. For cancellations, please call (619) 237-8451.

PERMIT AND STAMPED APPROVED PLANS MUST BE ON-SITE. FAILURE TO DO SO WILL RESULT IN THE INSPECTOR FAILING THE SCHEDULED INSPECTION AND ASSESSING A $700.00 REINSPECTION FEE.

THIS PERMIT DOES NOT EXCUSE ANY OWNER OR OPERATOR FROM COMPLYING WITH ALL APPLICABLE FEDERAL, STATE, COUNTY OR LOCAL LAWS, ORDINANCES OR REGULATIONS. THE OWNER OR OPERATOR IS REQUIRED TO DETERMINE IF ANOTHER PERMIT OR APPROVAL FROM ANY OTHER AGENCY OR DEPARTMENT IS NECESSARY. THE COUNTY, BY ISSUING THIS PERMIT, DOES NOT RELINQUISH RIGHT TO ENFORCE ANY VIOLATION OF LAW

Plans Reviewed and Approved By: Veronica Archer Veron A Archer Date: 01/13/2009

COUNTY OF SAN DIEGO CUPA

DEPARTMENT OF ENVIRONMENTAL HEALTH – HAZARDOUS MATERIALS DIVISION
P.O. Box 129261, San Diego, CA 92112-9261
(619) 338-2222; Toll free 1-800-253-9933; Fax (619) 338-2377
http://www.sdcdeh.org

RECEIVED
JAN 0 7 2009
ENVIRONMENTAL HEALTH

OFFICE USE ONLY
165397
Unified Program Facility Permit #
RT4595
Plan Check Permit #.

PART I - UNDERGROUND STORAGE TANK PLAN CHECK PERMIT APPLICATION

ORIGINAL

GENERAL INFORMATION

FACILITY NAME: City of Poway Fleet Maintenance | APN: 278-431-36-00

FACILITY ADDRESS: 14415 Lake Poway Road (Street Number / Street Name) | Poway, CA (City) | 92064 (Zip Code)

TANK OWNER		TANK OPERATOR	
Name: City of Poway		Name: City of Poway	
Address: P.O. Box 789		Address: P.O. Box 789	
City: Poway	State: CA Zip: 92064	City: Poway	State: CA Zip: 92064
Phone 1: (858) 668-4714	Phone 2: (858) 668-1209	Phone 1: (858) 668-4714	Phone 2: (858) 668-1209
E-Mail:		E-Mail:	

CONTRACTOR INFORMATION

Contractor Name: Jenal Engineering Corporation | Contact Name: Tom Klock
Mailing Address: P. O. Box 459 | City: Lemon Grove | State: CA Zip: 91946-0459
Phone: (619) 697-2200 | License #: 602806 | E-mail: tklock@jenalinc.com
Haz removal certificate #:4257 | Worker Comp. Insurance Co.: State Comp Fund | ICC Installer's Certification: 1038045UT

SCOPE OF WORK (*Check all that apply*)

☐ **TANK INSTALLATION**
- ☐ New Tank Installation Only
- ☐ Tank(s) Replacement (remove and install)

☐ **TANK CLOSURE ONLY**

☐ **TANK SYSTEM UPGRADE**
- ☐ Installation of Dispenser Containment
- ☐ Installation of Double-wall Piping
- ☐ Installation of Turbine/Fill Sump

☒ **TANK SYSTEM MODIFICATION/REPAIR**
- ☐ Install Electronic in-line Leak Detector
- ☐ Install New Monitoring System or component
- ☐ Piping Repair/Modification ☐ Replace Turbine Pump
- ☐ Secondary Containment Repair
- ☐ Repair sump(s): How many? ___
- ☐ Repair Under Dispenser Containment: How many? ___

Other: EVR2 with ISD Upgrade

Comments: Upgrade system to EVR Phase 2 with ISD

Activity Code	NEW UST CONSTRUCTION (COMPLETE APPLICATION PART II: HM-9312)		Fees
428T21	Installation fee for first tank (also applies to tank repairs, interior lining & bladder installations)	$1420.00	$
	Each additional tank — No. of tank(s) ___ x $418.00		$
	Establishment Base Fee (applies to establishments not currently under permit with DEH)	$227.00	$
	Operating Permit Fee per tank (Does not apply to replacement tanks if the existing tank(s) be replaced paid current operating permit fees)	$339.00	$
	UST CLOSURE (COMPLETE APPLICATION PART III: HM-9313)		
428T23	Closure fee for first tank	$860.00	$
	Each additional tank — No. of tanks(s) ___ x $384.00		$
	UPGRADE / REPAIR (COMPLETE APPLICATION PART IV: HM-9314)		
428T29	Upgrade /Repair – 1 inspection	$1108.00	$
428T24	Upgrade /Repair – 2 inspections	$1544.00	$
	MISCELLANEOUS ACTIVITIES		
	Additional inspection(s): ☐ Soil sampling ☐ Press./Hydro. test ☐ Final ☐ Other: ___ x $578.00		$
	Plan Re-Review	$452.00	$
	Re-inspection Fee ☒ Other: Minor Repair	$700.00	$ 700.00
	Consultation Fee (minimum 2 hours) — No. of hours ___ x $119.00		$
	Investigative Fee ☐ Other		$
		TOTAL FEE	$ 700.00

PERMITS REQUIRED BY OTHER AGENCIES: ☒ FIRE DEPT ☒ APCD ☒ BUILDING DEPT ☐ OTHER

Provide copies of approved applications from these departments and others if permits are needed. Submit one (1) original and two (2) copies of this application package, including plan drawings with the required fee. **Make checks payable to the County of San Diego.**

A permit will be issued by DEH upon review and approval of the application and plans. Applicable fees must be submitted with the application package. Additional information to that presented in the application package may be needed in order to obtain final approval. No work is to begin on the proposed project until a permit has been issued.

OFFICE USE: **DATE RECEIVED:** ____ **CHECK NO.** ____ **PLAN APPROVED:** ____

COUNTY OF SAN DIEGO CUPA

DEPARTMENT OF ENVIRONMENTAL HEALTH – HAZARDOUS MATERIALS DIVISION
P.O. Box 129261, San Diego, CA 92112-9261
(619) 338-2222; Toll free 1-800-253-9933; Fax (619) 338-2377
http://www.sdcdeh.org

OFFICE USE ONLY
Unified Program Facility Permit #
Plan Check Permit #

PART IV – APPLICATION FOR UPGRADE, REPAIR OR MODIFICATION OF AN EXISTING TANK FACILITY

BOARD OF EQUALIZATION NUMBER - Call (916) 324-2300

TY (TK) HO 44-022195
NOTE: Application will be disapproved without this information

Reason for UST systems to be repiped/repaired/upgraded:
☒ Upgrade to meet current state/federal requirements ☐ Piping system failure
☐ Other (*briefly describe*) ____

Scope of Work
(CHECK ALL THAT APPLY)

UPGRADE
☐ Install Under Dispenser Containment (UDC)
☐ Install Double-wall Piping (Repipe)
☐ Install Sump around Turbine/Fill
☒ Install Monitoring System, Component or Software

REPAIR
☐ Piping Repair/Modification
☐ Secondary Containment Repair: ____ ____

MODIFICATION
☐ Install Electronic In-line Leak Detector
☐ Install Overfill Protection

Provide brief description of work to be performed: EVR Phase 2 with ISD upgrade

Identify tanks associated with repipe/repair/upgrade/modification:

TANK NO.	TANK CAPACITY	PRODUCT TYPE

Materials and Construction *(list all items to be installed)*

EQUIPMENT/MATERIALS		MANUFACTURER	MODEL NO. / TYPE
Primary Product Piping			
Secondary Product Piping			
Vent / Vapor Piping	☐ Primary ☐ Secondary		
Under Dispenser Containment			
Monitoring System	☐ New System ☒ Software Upgrade	Veeder Root	Software v. 102
Monitoring Device			
Other: EVR System		Healy	VR-202-H

DECLARATION

I declare that to the best of my knowledge and belief, the statements and information provided are correct and true. I understand that information in addition to that provided above may be needed in order to obtain final approval by the Department of Environmental Health (DEH).

I understand that tests and procedures that may be required by other departments and agencies to demonstrate adequate site safety or suitability for further development (e.g. soil compaction testing) are in addition to the requirements of the DEH.

I will notify the DEH at least two working days (48 hours) before work is to begin in order to schedule the required inspections. I understand that site and worker safety are solely the responsibility of the property owner or his agent and that this responsibility is not shared or assumed by the County of San Diego.

SIGNATURE & TITLE	PRINT NAME	DATE
Thomas J. Klock	Thomas J. Klock	01 / 07 / 09

PHONE NUMBER FOR PROJECT CONTACT
(619) 697- - 2200

SEE REVERSE

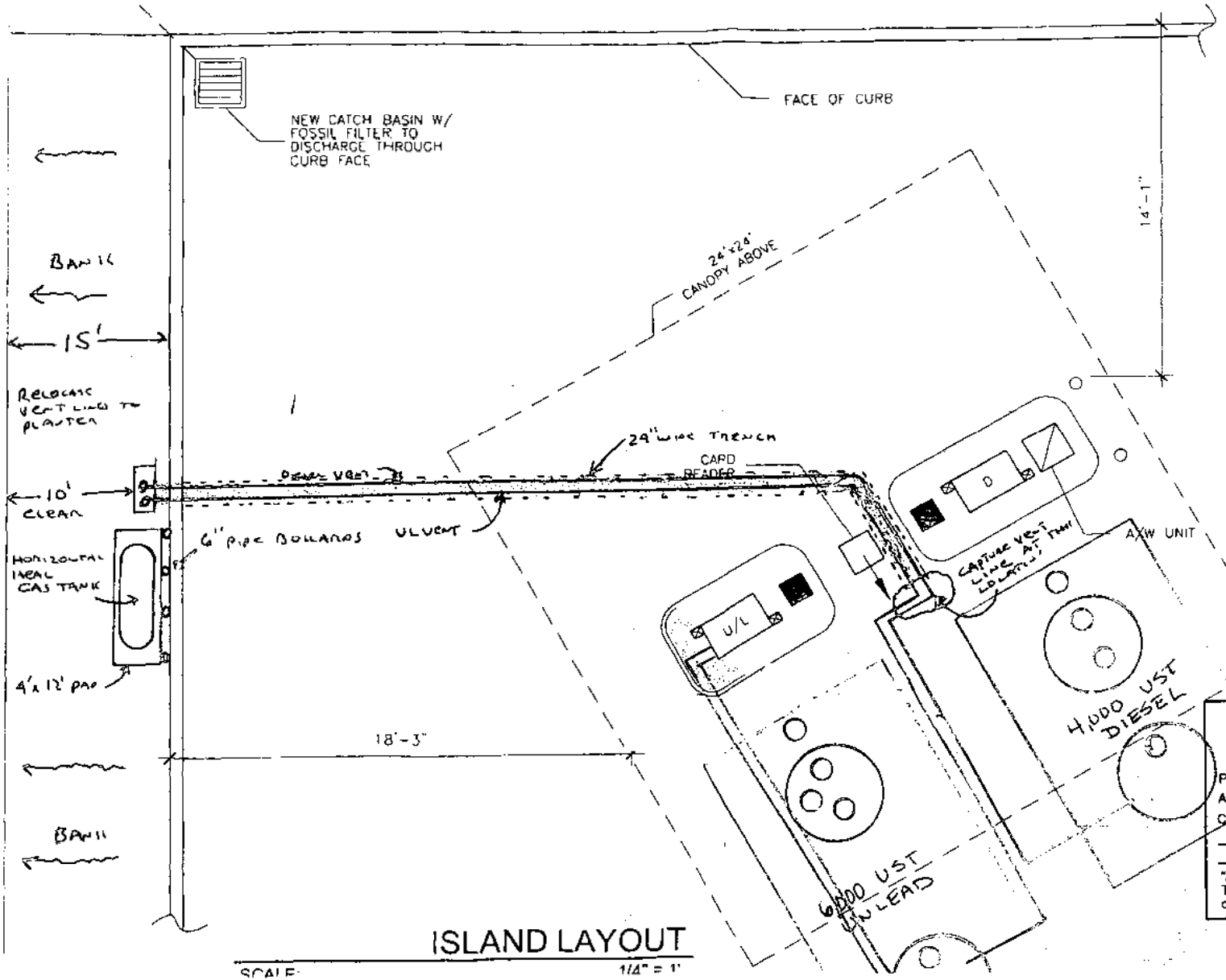

Site:

City of Poway
Fleet Maintenance Facilty
14415 Lake Poway Road
Poway, CA 92064

Scope of Work:

Proposed EVR Phase 2 Upgrades

Contractor:

Jenal Engineering Corp.
P.O. Box 459
Lemon Grove, CA 91946-0459
(619) 697-2200
(619) 697-2400 (Fax)

County of San Diego
- Department of Environmental Health -
Hazardous Materials Division
PLAN APPROVAL
PC# R.T. 4595 H# 105397
Approved By: V. Archer Date: 1-13-09
Comments: upgrade software + relocate vent lines.

"Any change in these plans may void this approval. This stamp does not constitute or imply approval by other agencies."

APCD

COUNTY OF SAN DIEGO, CALIFORNIA
MISCELLANEOUS RECEIPT

R 32425

Received From Jamul Engineering $ 2471
(IF BY CHECK, DRAFT OR OTHER ORDER, SUBJECT TO THE SAME BEING HONORED AND PAID)

For Dep 98b-77 - 14415 Lake Poway Road
City of Poway T-5012

Project ..... Task ..... Award ..... EXP ..... ORG .....

☐ Cash	$	Department SDAPCD
☐ Check No 35807	$ 2471	By Cynthia Dulo
☐ Money Order No		Date 9/25/08
☐ Draft No.		CUSTOMER'S COPY
☐ County Warrant No		AUD 300 (REV. 2/98)

Print Form

CITY OF POWAY

Development Services Department
Planning Division Application

FOR CITY USE ONLY

File Number: _____
Application Date: _____
Related File(s): _____
Fees: _____
Receipt: _____
Staff Planner: _____

13325 Civic Center Drive
Poway, CA 92064 (858) 668-4600 FAX (858) 668-1211

SITE INFORMATION

Name of Project: City of Poway - Fleet Maintenance
Property Address: 14415 Lake Poway Road
APN: 278-431-36-00
Zoning:

Existing Square Footage: _____ Proposed: No Change
Hazardous Material Site *(check one)* YES ◉ NO ○
Site Acreage: Unknown
Redevelopment Area *(check one)* YES ○ NO ◉

REVIEW REQUESTED

- ☐ CONDITIONAL USE PERMIT
- ☐ DEVELOPMENT REVIEW
- ☐ EXTENSION OF TIME FOR: _____
- ☐ GENERAL PLAN AMENDMENT
- ☐ MINOR CONDITIONAL USE PERMIT
- ☐ MINOR DEVELOPMENT REVIEW
- ☒ MODIFICATION TO: Existing Fueling System
- ☐ SPECIFIC PLAN
- ☐ SPECIFIC PLAN AMENDMENT
- ☐ TENTATIVE PARCEL MAP
- ☐ TENTATIVE TRACT MAP
- ☐ UNDERGROUND WAIVER
- ☐ ZONE CHANGE
- ☐ VARIANCE
- ☐ PRE-APPLICATION
- ☐ OTHER: _____

COMPLETE PROJECT DESCRIPTION:

Upgrade existing gasoline dispensing vapor recovery system to Healy EVR phase 2 system as required by CARB by 4/1/2009.

THIS SECTION MUST BE COMPLETED

PROPERTY OWNER'S REPRESENTATIVE

Name: Jenal Engineering Corporation
Mailing Address: P.O. Box 459
City, State, Zip: Lemon Grove, CA 91946-0459
Telephone: (619) 697-2200

I CERTIFY THAT I AM THE LEGAL OWNER'S REPRESENTATIVE AND THAT ALL THE ABOVE INFORMATION IS TRUE AND CORRECT TO THE THE BEST OF MY KNOWLEDGE.

SIGNATURE and DATE

PROPERTY OWNER

Name: City of Poway - Fred Campbell
Mailing Address: P.O. Box 789
City, State, Zip: Poway, CA 92064
Telephone: (858) 668-4714

I CERTIFY THAT I AM THE LEGAL OWNER AND THAT ALL THE ABOVE INFORMATION IS TRUE AND CORRECT TO BEST OF MY KNOWLEDGE.

SIGNATURE and DATE

RT 45955
APCD
R 337423

COUNTY OF SAN DIEGO, CALIFORNIA
MISCELLANEOUS RECEIPT

Received From Jamal Engineering $ 2471
(IF BY CHECK, DRAFT OR OTHER ORDER, SUBJECT TO THE SAME BEING HONORED AND PAID)

For LPP 98-17 - 14415 Lake Poway Road
CITY OF POWAY T-5012

Project ..... Task ..... Award ..... EXP ..... ORG .....

☐ Cash	$	Department SDAPCD
☐ Check No 35807	$ 2471	By Cynthia Dubé
☐ Money Order No.		Date 9/25/08
☐ Draft No.		CUSTOMER'S COPY
☐ County Warrant No.		AUD 200 (REV 2/06)

COUNTY OF SAN DIEGO

DEPARTMENT OF ENVIRONMENTAL HEALTH
1255 Imperial Ave
San Diego, CA 92101
1-800-253-9933 / 619-338-2222

INVOICE

PERMIT TYPE & NUMBER: HURT 4595 **PID:** 736033 **INVOICE DATE:** 07 JAN 2009

PERMIT OWNER:
CITY OF POWAY
14415 LAKE POWAY RD

PUBLIC WORKS DEPT CITY POWAY
POWAY CA 92064

CONTACT:
JENAL ENGINEERING CORPORATION
P O BOX 459

LEMON GROVE CA 91946

APPLICANT:
CITY OF POWAY

APN: 278-431-36-00

SITE ADDRESS: 14415 LAKE POWAY RD

LOCATION DESCRIPTION: 14415 LAKE POWAY RD, POWAY, 92064-

PROJECT DESCRIPTION/SCOPE
Repair/check#36325

PAID
JAN 07 2009
DEH CASHIER
CASH ____ CHECK#

FEE/DEPOSIT DETAILS

FEE CODE	DESCRIPTION	TIME ACCT.	ACCT. CODE	AMOUNT
6HURT1-EHO	FEES FOR TANK UPGRADE-1 INSPECTION	428T29	1002432-995-1(	700.00
			TOTAL AMOUNT DUE	$700.00

PLS FILE

4

COUNTY OF SAN DIEGO CUPA
DEPARTMENT OF ENVIRONMENTAL HEALTH
HAZARDOUS MATERIALS DIVISION
P.O. BOX 129261, SAN DIEGO, CA 92112-9261
(619) 338-2222 FAX (619) 338-2139 1-800-253-9933
http://www.sdcdeh.org

Designation of Underground Storage Tank (UST) Operator

UST Owner Statement of Understanding and Compliance with UST Requirements

Facility Name: City of Poway	Facility Permit #: 1 0 5 3 9 7
Facility Address: 14415 Lake Poway Rd.	Phone: 858-668-4745
City: Poway, CA.	Zip Code: 92064

Reason for Submitting this Form *(Check One)* ☐ Initial Certification ☐ Change of Designated Operator ☒ Certificate Renewal

Designated UST Operator(s) for this Facility

PRIMARY DESIGNATED UST OPERATOR

Designated Operator's Name: R. Tony Bowers
Business Name *(If different from above)*:
Designated Operator's Phone #: 858-668-4745
International Code Council Certification #: 5297197

Relation to UST Facility (Check One)
☐ Owner ☐ Operator ☒ Employee
☐ Service Technician ☐ Third-Party
Expiration Date: 10/18/12

ALTERNATE 1 *(Optional)*

Designated Operator's Name: Fred Campbell
Business Name *(If different from above)*:
Designated Operator's Phone #: 858-668-4746
International Code Council Certification #: 8019637

Relation to UST Facility (Check One)
☐ Owner ☐ Operator ☒ Employee
☐ Service Technician ☐ Third-Party
Expiration Date: 10/18/12

ALTERNATE 2 *(Optional)*

Designated Operator's Name: N/A
Business Name *(If different from above)*:
Designated Operator's Phone #:
International Code Council Certification #:

Relation to UST Facility (Check One)
☐ Owner ☐ Operator ☐ Employee
☐ Service Technician ☐ Third-Party
Expiration Date:

NOTIFY THE LOCAL REGULATORY AGENCY WITHIN 30 DAYS OF ANY CHANGES TO THIS INFORMATION

I certify that, for the facility indicated at the top of this page, the individual(s) listed above will serve as Designated UST Operator(s). The individual(s) will conduct and document monthly facility inspections and annual facility employee training, in accordance with California Code of Regulations, Title 23, Sections 2715(c) - (f).
Furthermore, I understand and am in compliance with the requirements (statutes, regulations, and local ordinances) applicable to underground storage tanks.

R. Tony Bowers DATE: 3/16/10
NAME OF TANK OWNER OR OWNER'S AGENT (Please Print)

R. Tony Bowers OWNER'S PHONE #: 858-668-4745
SIGNATURE OF TANK OWNER OR OWNER'S AGENT

Return this completed form to: **HMD-Designated UST Operator**
P.O. Box 129261, San Diego, CA 92112-9261

HM-9174 (10/09)

ENTERED MAR 29 2010

COUNTY OF SAN DIEGO

COMPLIANCE INSPECTION REPORT

PAGE 1 OF 3 DATE 3/17/10
PERMIT# 105397 BUS. CODE K24
TIME START 2:45 END 1:30
SPECIALIST Denslow

BUSINESS NAME City of Poway Public Works
ADDRESS 14415 Lake Poway Road
CITY/ZIP Poway, CA 92064

INSPECTION CONTACT
Tony Bowers
TITLE Fleet Supervisor
PHONE (858) 668-4745

On the above date, the County inspected your business under the authority of the California Health and Safety Code (H&SC), to determine compliance with applicable provisions of the H&SC, the California Code of Regulations (CCR), and the San Diego County Code of Regulatory Ordinances (SDCC). **This report serves as a Notice to Comply (H&SC 25187.8 & 25404.1.2) for any minor violations as defined in H&SC 25404 and 25117.6.** This report may contain both minor and more significant (Class II) violations. Minor violations do not include repeat violations or violations remaining uncorrected for more than 30 days (or as specified below). Minor violations do not include knowing, willful, intentional, or chronic violations; nor do they include violations showing a pattern of neglect or disregard. The remarks below are intended to provide guidance to correct any violations indicated on the attached violation report. You must submit a written response to this report within 30 days (or as specified below) demonstrating that all violations have been corrected or include a written notice of disagreement that clearly states the reason for any disputed violations. Prompt correction can protect you from penalties for a "minor violation". Penalties can be imposed for each day in violation for all other violations even if they are corrected promptly. However, correction within 30 days (or as specified below) will make a penalty less likely.

UST 5/23/13

Y*	N/A*	NOTE: Reinspection fees will be charged if additional inspections are required to determine compliance.	Y*	N/A*	
☑	☐	Unified Program Facility Permit current	☐	☑	Permit Expires on: 2/28/11
☑	☐	Hazardous Materials Business Plan available	☑	☐	Contingency Plan available ☐ LQG ☑ SQG
☑	☐	Employee training is adequate	☑	☐	Employee training records available
☑	☐	Waste disposal records available for review	☐	☐	Universal waste managed properly
☑	☐	Emergency contacts current ☐ Updated today	☑	☐	Waste containers ☑ closed ☐ labeled
☐	☐	Chemical inventory/map current ☑ Updated today	☑	☐	Waste containers in good condition

Consent to inspect granted by: ☑ Inspection Contact ☐ Other: _____

Routine/Annual Tank Inspection

RECEIVED MAR 19 2010

Remarks:
- The technician was Keegan Slatten, of Tenal Engineering. Veeder Root #B33106 expires 3/4/12 & ICC #9261288-UT expires 7/14/10.
- Spill buckets, sensors, audible/visual alarms, and line leak detectors were tested and passed.
- Designated Operator reports and Land Disposal Restriction Notification Forms were available.
- A Certificate of Financial Responsibility was available for 7/1/08-7/1/11.
- Aramark picks up used rags on a weekly basis.
- A used oil tank was incorrectly labeled as used oil filters. This violation was corrected during the inspection as it was labeled as used oil.
- This facility has an aboveground petroleum capacity of approximately 800 gallons.
- Universal waste regulations were discussed.

☑ This is an annual certification that the Hazardous Materials Business Plan (inventory & site map, emergency contacts, emergency response plan, and employee training plan) is current and includes all the information required in the H&SC and is maintained at the site where hazardous materials are stored.

RTB
Initials of Business Representative

PRINTED NAME OF BUSINESS REPRESENTATIVE: R. Tony Bowers
DATE SIGNED: 3/17/10
SIGNATURE OF BUSINESS REPRESENTATIVE: X R. Tony Bowers
TITLE OF BUSINESS REPRESENTATIVE: Fleet Maint. Supervisor

Department of Environmental Health, Hazardous Materials Division, P.O. Box 129261, San Diego, CA 92112-9261
Phone: (619) 338-2222 Toll Free: (800) 253-9933 http://www.sdcdeh.org

COUNTY OF SAN DIEGO

COMPLIANCE INSPECTION REPORT

PERMIT#: 105397
DATE: 3/17/10

BUSINESS ADDRESS: 14415 Lake Poway Road, Poway ZIP: 92064

VIOLATION REPORT: The items checked below refer to specific section numbers of Title 23 of the California Code of Regulations (CCR), Chapters 6.7, of the Health & Safety Code (HSC) & the County Code of Regulatory Ordinances (SDCC). The following code sections checked are in violation (V) with the Underground Storage Tank laws and regulations. All violations must be corrected. Submit documentation of return to compliance to your Specialist. You may use the Corrective Action Form to document your return to compliance. Your Specialist can provide these forms. Please call (619) 338-2222 or your Specialist if you have any questions.

GENERAL UNDERGROUND STORAGE TANK (UST) REQUIREMENTS

VIOLATION DESCRIPTION				VIOLATION DESCRIPTION			
Viol # NOV	UST SYSTEM RECORDS	VIOL	V	Viol # NOV	FILE RECORDS	VIOL	V
	Current UPF permit not obtained/not available. 25284; 68.905, 68.1003, 68.1005	3101			Secondary containment testing not done at 6/36 months and/or not sent to CUPA within 30 days. 25284.1; 2637(a)&(e)	3114	
	Current Operating Permit not available at facility. 25284(a), 25286(a); 2712 (i); 68.1003	3102			Secondary containment testing not completed (passed) for all components &/or repairs to secondary containment components not completed. 25284.1, 25291(a)(2); 2637	3115	
	All permit operating conditions not met. 25284; 2712	3158			All releases not recorded and/or reported. 25294, 25295; 2650, 2651, 2652	3151	
	UST repair/modify/closure permit not obtained. 68.1004, 68.1005, 68.1009.5	3103			All maintenance/monitoring/calibration/ repair records not available. 25293; 2712 (b)	3152	
	CUPA UST form(s) A &/or B not available/completed/ submitted to HMD. 25286(a); 2711	3104			Monitoring Cert. not submitted to CUPA w/I 30 days. 2638(d)	3161	
	Current evidence of financial responsibility not available. 25292.2(a), 25299.33; 2809	3105			Facility employee(s) not trained; records incomplete/not onsite. 2715(f)	3193	
	Owner/operator agreement not available/ completed/submitted to HMD. 25284(a)(3); 2620(b)	3106			Enhanced leak detection not performed as required. 25292.4; 2640(e)	3154	
	Monitoring procedures not available/completed/ submitted to HMD.2632(b)& (d), 2634(d), 2641(h), 2711(a)(9)	3107			Contractor &/or technician not trained & certified as required. 25284.1(a)(5)(D); 2715	3162	
	Emergency Response Plan is not available/complete. 25289(b); 2632(b), 2634(e), 2641(h)	3108			Contractor did not have required license, i.e., Class A, C-10, C34, C36 and/or C61. 25284.1(a)(5)(D); 2715	3163	
	Scaled Plot plan showing tank, piping & equipment location not available/complete/submitted to HMD. 2711(a)(8), 2632(d)(1)(C)	3109			Monitoring system disabled or tampered with and/or monitoring records falsified. 25299(f)	3157	
	Annual certification for ATG and/or sensors not completed (existing tank systems only). 2641(j), 2638	3110			All monitoring equipment not installed, calibrated, operated, and/or maintained per manufacturer's instructions. 2638(a), 2641(j)	3164	
	Annual certification for continuous monitoring system not completed (new tanks). 25284.1(a)(4)(C); 2630(d), 2638	3116			UST system repair(s) not completed properly. 25292.1(c); 2660 (a)(k)(l)(m)	3160	
	Designated Operator (DO) Notification/Change form not submitted &/or DO not ICC certified. 2715 (a)(b)	3191			Designated Operator monthly inspection not conducted, incomplete or DO inspection reports not onsite.2715 (c)(d)(e)	3192	

UST SYSTEM INSPECTION

Requirements applicable for both, single & double walled systems

				TANK #	T002	T003		
				PRODUCT	RUL	DSL		
#	VIOLATION DESCRIPTION	NOV	VIOL	V	V	V	V	
	Monitor in alarm at beginning of inspection. Alarm not investigated, recorded or reported. 2632 (c)(2)(B), 2650(e)(3)&(4), 2630(d)		3251					
	All audible and/or visual alarms not functioning properly. 2632(c)(2)(B), 2636(f)(1)		3252					
	Sticker/tag not affixed to monitoring equipment at certification. 2638(f)		3270					
	UST system does not have an approved overfill protection system. 2635(b)(2)		3254					
	Spill container is not in good condition and/or liquid free. 2635 (b)(1), 2636(a)(1)		3255					
	Fill box drain not functional and backup system is not available. 2635(b)(1)(C)		3256					
	Secondary containment system components not liquid free. 2631(d)(4)		3257					
	Sensors not placed adequately and/or at low point in sumps. 2641(a), 25291(a)(7)(C)		3258					
	Dispenser containment currently required and not present. 25284.1(a)(5); 2636(g)		3259					
	Dispenser containment not adequately monitored. 2636(f)(1) or (f)(5)(A)		3267					
	Dispenser containment not maintained free of liquid. 2631(d)(4)		3261					
	Secondary containment piping obstructed preventing drainage to sump. 2632		3262					
	Monitoring system components &/or devices are not all functional. 2630, 2641(j), 2632		3263					
	Spill containment not tested annually. 25284.2		3264					
	UST system not operated to prevent spills and/or overfills. 25292.1 (a)		3265					
	UST system not product tight (for tank installs on or after 7/1/03). 25290.1(c), 25290.2 (c)		3268					
	UST system not continuously monitored using Vacuum/Pressure/Hydrostatic (VPH) system (for tank installs on or after 7/1/04). 25290.1 (d)&(e)		3269					
CATHODIC PROTECTION				N/A	N/A			
	System not checked as required by tester (at 6 months/3yrs). 2635(a)(2)(A)		3301					
	Impressed-current system not checked every 60 days. 2635(a)(2)(A)		3302					
	Corrosion protection not adequate. 25292.1(b); 2635(a)(2), 2662(c)		3303					
CLOSURE REQUIREMENTS								
	Temporary closure requirements not completed. 25298, 2671		3322					
	Unused tank not properly closed. Permanent closure requirements not met. 25298, 2672		3324					

R. James D... 3/17/10 FLEET MAINT. SUPV.

Signature of Business Representative | Date Signed | Title of Business Representative

COUNTY OF SAN DIEGO

COMPLIANCE INSPECTION REPORT

PERMIT #: 105397

DATE: 3/17/10

PAGE: 3 OF 3

BUSINESS ADDRESS: 14415 Lake Poway Road, Poway ZIP: 92064

UST SYSTEM INSPECTION

Requirements for Double Walled Systems

#	VIOLATION DESCRIPTION	NOV	VIOL	V	V	V	V
		TANK #					
		PRODUCT					
	PIPING MONITORING: PRESSURIZED SYSTEMS-Includes Under Dispenser Containment (UDC)						
	Continuous audible & visual alarm not functioning or does not stop flow at dispenser 2636(f)(1)		3410				
	Line leak detector not installed, not functional, or not tested. 2636(f)(2) 25284 1(a)(4)(C),2641(j)		3411				
	OPTION 1 No annual 0 1 gph (gallon per hour) test. 2636(f)(4)		3412				
	OPTION 2 No pump shut-down or stop of flow at dispenser for UDC leak 2636(f)(5)		3413				
	No pump shut down & fail safe for other pipe secondary containment 2636(f)(5)		3414				
	OPTION 3 **Emergency Generators without LLDs:** Monitoring system not checked daily or log (record) of daily checks not available. 2636(f)(6)		3415				
	OPTION 4 Vapor or pressure monitoring system not functioning 25290 1 (d&e)		3416				
	PIPING MONITORING: SUCTION SYSTEMS						
	Continuous audible & visual alarm not functioning or does not stop flow at dispenser 2636(f)(1)		3451				

Requirements for Single Walled Systems

	TANK MONITORING REQUIREMENTS						
	OPTION 1 Monthly 0 2 gph tank gauging test not performed. 2643(b)(1)		3501				
	OPTION 2 Monthly Statistical Inventory Reconciliation (SIR) not performed 25292(b)(1), 2643(b)(3)		3502				
	Stick not in good condition or without 1/8" increments 2645, 2646		3503				
	Dispenser meters not calibrated. 2646 1		3504				
	SIR not capable of detecting 0 2 gph release 2643(b)(3)		3505				
	Did not notify HMD of a possible release within 10 days 2646 2(d)		3510				
	Biennial 0.1 gph tank integrity testing not performed. 2643(b)(3), 2643 1		3506				
	Annual SIR report not submitted. 2646 1(j)		3507				
	OPTION 3 Weekly manual tank gauging not performed. (UST capacity ≤1000 gallons) 2645		3508				
	Annual integrity test not performed (UST capacity 1000 gallons or less). 2645		3509				
	PIPING REQUIREMENTS: SINGLE WALLED PRESSURIZED-OPTIONS 1, 2, 3, & 4						
	Line leak detector (LLD) not certified annually 25284 1(a)(4)(C), 2641(j)		3551				
	LLD does not shut down pump with release and detector failure/disconnection 2636(c)		3552				
	OPTION 1 Hourly line leak detector monitoring not performed 25284.1(a)(4) (C), 2643(c)(1)		3553				
	Monthly electronic line leak detection not performed 2643(c)(2)		3554				
	OPTION 2 Hourly line leak detector monitoring not performed. 25284 1(a)(4) (c), 2643(c)(1)		3561				
	Annual electronic line leak detector monitoring not performed 2643(c)(3)		3562				
	OPTION 3 Hourly line leak detector monitoring not performed 25284 1(a)(4)(C); 2643(c)(1)		3563				
	Annual piping integrity test not performed 2643(c)(3)		3564				
	OPTION 4 Hourly electronic line leak detector could not detect 3 gph leak. 2643(c)(1)		3565				
	Line leak detector could not detect 0.1 gph at 150% pressure 2643(c)(3)		3566				
	PIPING REQUIREMENTS: SINGLE WALLED CONVENTIONAL SUCTION PIPING						
	Piping integrity test not performed every 3 years 2643(d)		3601				
	Daily monitoring not performed and/or logged 2643(d), Appendix II		3602				
	PIPING REQUIREMENTS: SINGLE WALLED SAFE SUCTION PIPING						
	More than one check valve or single valve not located properly 2641(b), 2636(a)(3)		3651				
	Contents do not drain back to tank if suction is released 2641(b), 2636(a)(3)		3652				
	PIPING REQUIREMENTS: SINGLE WALLED GRAVITY PIPING						
	Piping integrity test not performed every 2 years 2643(e)		3701				
	Enhanced leak detection not performed as required 25292 4(a)		3702				

R. [signature] — Signature of Business Representative

3/17/10 — Date Signed

FLEET MAINT. SUPV. — Title of Business Representative

DEH HM-928-1 (Revised 06/05) NCR

DISTRIBUTION: WHITE-RETURN TO HMD; YELLOW-BUSINESS RETAINS

COUNTY OF SAN DIEGO CUPA
DEPARTMENT OF ENVIRONMENTAL HEALTH
HAZARDOUS MATERIALS DIVISION
P.O. BOX 129261, SAN DIEGO, CA 92112-9261
(619) 338-2222 FAX (619) 338-2377
1-800-253-9933

RECEIVED
MAR 01 2010
ENVIRONMENTAL HEALTH

3 / 1 / 10
Date Submitted

BUSINESS ACTIVITIES

I. FACILITY IDENTIFICATION

FACILITY ID #	3 7 [redacted] 0 0 0 [redacted] 0 4 1 2 2 a [redacted]
EPA ID # (Hazardous Waste Only) 2	CAL000036102
BUSINESS NAME (Same as FACILITY NAME of DBA-Doing Business As) 3	City of Poway – Fleet Maintenance
BUSINESS SITE ADDRESS 103	14415 Lake Poway Road
BUSINESS SITE CITY 104	Poway
CA	
ZIP CODE 105	92064

II. ACTIVITIES DECLARATION

NOTE: If you check YES to any part of this list, please submit the Business Owner/Operator Identification page.

Does your facility...		If Yes, please complete these pages of the UPCF....
A. HAZARDOUS MATERIALS Have on site (for any purpose) hazardous materials at or above 55 gallons for liquids, 500 pounds for solids, or 200 cubic feet for compressed gases (include liquids in ASTs and USTs); or the applicable Federal threshold quantity for an extremely hazardous substance specified in 40 CFR Part 355, Appendix A or B; or handle radiological materials in quantities for which an emergency plan is required pursuant to 10 CFR Parts 30, 40 or 70?	☒ YES ☐ NO 4	HAZARDOUS MATERIALS INVENTORY – CHEMICAL DESCRIPTION
B. REGULATED SUBSTANCES Have Regulated Substances stored onsite in quantities greater than the threshold quantities established by the California Accidental Release prevention Program (CalARP)?	☐ YES ☒ NO 4a	Coordinate with your local agency responsible for CalARP.
C. UNDERGROUND STORAGE TANKS (USTs) Own or operate underground storage tanks?	☒ YES ☐ NO 5	UST FACILITY (Formerly SWRCB Form A) HM-9715 UST TANK (one page per tank-Formerly Form B) HM-9717
D. ABOVE GROUND PETROLEUM STORAGE Store greater than 1,320 gallons of petroleum products (new or used) in above ground tanks or containers?	☐ YES ☒ NO 8	NO FORM REQUIRED TO CUPAs
E. HAZARDOUS WASTE		
▪ Generate hazardous waste?	☒ YES ☐ NO 9	EPA ID NUMBER – provide at the top of page
▪ Recycle more than 100 kg/month of excluded or exempted recyclable materials (per HSC 25143.2)?	☐ YES ☒ NO 10	RECYCLABLE MATERIALS REPORT (one per recycler)
▪ Treat hazardous waste on site?	☐ YES ☒ NO 11	ONSITE HAZARDOUS WASTE TREATMENT – FACILITY ONSITE HAZARDOUS WASTE TREATMENT – UNIT (one page per unit)
▪ Treatment subject to financial assurance requirements (for Permit by Rule and Conditional Authorization)?	☐ YES ☒ NO 12	CERTIFICATION OF FINANCIAL ASSURANCE
▪ Consolidate hazardous waste generated at a remote site?	☐ YES ☒ NO 13	REMOTE WASTE / CONSOLIDATION SITE ANNUAL NOTIFICATION
▪ Need to report the closure/removal of a tank that was classified as hazardous waste and cleaned onsite?	☐ YES ☒ NO 14	HAZARDOUS WASTE TANK CLOSURE CERTIFICATION
▪ Generate in any single calendar month 1,000 kilograms (kg) (2,200 pounds) or more of federal RCRA hazardous waste, or generate in any single calendar month, or accumulate at any time, 1 kg (2.2 pounds) of RCRA acute hazardous waste; or generate or accumulate at any time more than 100 kg (220 pounds) of spill cleanup materials contaminated with RCRA acute hazardous waste?	☐ YES ☒ NO 14a	Obtain federal EPA ID Number, file Biennial Report (EPA Form 8700-13A/B), and satisfy requirements for RCRA Large Quantity Generator.
▪ Household Hazardous Waste (HHW) Collection site?	☐ YES ☒ NO 14b	See CUPA for required forms.

F. LOCAL REQUIREMENTS 15

- MEDICAL WASTE
  - Generate <200 lbs/month of Medical/Biohazardous Waste? ☐ YES ☒ NO
  - Generate ≥200 lbs/month of Medical/Biohazardous Waste? ☐ YES ☒ NO
  - Generate ≥200 lbs/month of Medical/Biohazardous Waste and treat any amount of medical waste? ☐ YES ☒ NO
- Handle Toxic gases with threshold limit concentration (TLV) # 10 ppm in any quantity? ☐ YES ☒ NO

COUNTY OF SAN DIEGO CUPA
DEPARTMENT OF ENVIRONMENTAL HEALTH
HAZARDOUS MATERIALS DIVISION
P.O. BOX 129261, SAN DIEGO, CA 92112-9261
(619) 338-2222 FAX (619) 338-2377
1-800-253-9933

BUSINESS OWNER/OPERATOR IDENTIFICATION

I. IDENTIFICATION

FACILITY ID #	BEGINNING DATE 100	ENDING DATE 101
37[illegible]000[illegible]4122[illegible]	2010-03-01	2011-02-28

BUSINESS NAME (Same as FACILITY NAME or DBA – Doing Business As) 3	BUSINESS PHONE 102
City of Poway - Fleet Maintenance	(858) 668-4745
BUSINESS SITE ADDRESS 103	BUSINESS FAX 102a
14415 Lake Poway Road	(858) 486-5694

BUSINESS SITE CITY 104		ZIP CODE 105	COUNTY 108
Poway	CA	92064-	San Diego

DUN & BRADSTREET 106	PRIMARY SIC 107	PRIMARY NAICS 107a

BUSINESS MAILING ADDRESS 108a		
14415 Lake Poway Road		
BUSINESS MAILING CITY 108b	STATE 108c	ZIP CODE 108d
Poway	CA	92064-

BUSINESS OPERATOR NAME 109	BUSINESS OPERATOR PHONE 110
City of Poway	(858) 668-4745

II. BUSINESS OWNER

OWNER NAME 111	OWNER PHONE 112
City of Poway	(858) 668-4745
OWNER MAILING ADDRESS 113	
13325 Civic Center Drive	

CITY 114	STATE 115	ZIP CODE 116
Poway	CA	92064-

III. ENVIRONMENTAL CONTACT

CONTACT NAME 117	CONTACT PHONE 118
Tony Bowers	(858) 668-4745
CONTACT MAILING ADDRESS 119	CONTACT EMAIL* 119a
14415 Lake Poway Road	

CITY 120	STATE 121	ZIP CODE 122
Poway	CA	92064-

IV. EMERGENCY CONTACTS

–PRIMARY–	–SECONDARY–
NAME 123	NAME 128
Tony Bowers	Fred Campbell
TITLE 124	TITLE 129
Fleet Supervisor	Shop Assistant
BUSINESS PHONE 125	BUSINESS PHONE 130
(858) 668-4745 x	(858) 668-4746
24-HOUR PHONE* 126	24-HOUR PHONE* 131
PAGER # 127	PAGER # 132

ADDITIONAL LOCALLY COLLECTED INFORMATION:

E-MAIL: *	E-MAIL: *

*This information will remain confidential.

ALWAYS SUBMIT A COPY OF THIS COMPLETED PAGE WITH SUBMITTAL OF ANY OTHER UNIFIED PROGRAM CONSOLIDATED FORM.

Certification: Based on my inquiry of those individuals responsible for obtaining the information, I certify under penalty of law that I have personally examined and am familiar with the information submitted and believe the information is true, accurate, and complete.

SIGNATURE OF OWNER/OPERATOR OR DESIGNATED REPRESENTATIVE	DATE 134	NAME OF DOCUMENT PREPARER 135
R. Tony Bowers	3/1/10	SCS Tracer Environmental
NAME OF SIGNER (print) 136	TITLE OF SIGNER	137
Tony Bowers	Fleet Supervisor	

File #105397

Denslow, Vikki

From: Denslow, Vikki
Sent: Friday, March 16, 2007 4:05 PM
To: 'tbowers@ci.poway.ca.us'
Subject: Fact sheet
Attachments: Accumulation.pdf

Hello Tony,

Here is the fact sheet on waste accumulation times. If you would return the Corrective Action Form by April 12th, that would be great.

Thank you and hope that you have a Happy St. Patrick's Day!

Vikki Denslow
County of San Diego
Department of Environmental Health
Hazardous Materials Division
858-694-3293

SAN DIEGO COUNTY
DEPARTMENT OF ENVIRONMENTAL HEALTH–CUPA
HAZARDOUS MATERIALS DIVISION
P.O. BOX 129261, SAN DIEGO, CA 92112-9261
(619) 338-2222 FAX (619) 338-2377
1-800-253-9933

UNDERGROUND STORAGE TANKS–FACILITY

TYPE OF ACTION (Check one item only) ☐ 1. NEW SITE PERMIT ☒ 3. RENEWAL PERMIT ☐ 4. AMENDED PERMIT ☐ 5. CHANGE OF INFORMATION specify change local use only ____ ☐ 6. TEMPORARY SITE CLOSURE ☐ 7. PERMANENTLY CLOSED SITE ☐ 8. TANK REMOVED 400

I. FACILITY / SITE INFORMATION

BUSINESS NAME (Same as FACILITY NAME or DBA – Doing Business As) 3: City of Poway Fleet Maintenance

FACILITY ID#: 3 7 [redacted] 0 0 0 [redacted] 105397

LOCATION OF TANK (Address) 401: 14415 Lake Poway Road

BUSINESS TYPE: ☒ 1. GAS STATION ☐ 2. DISTRIBUTOR ☐ 3. FARM ☐ 4. PROCESSOR ☐ 5 COMMERCIAL ☐ 6. OTHER 403

FACILITY OWNER TYPE: ☐ 1. CORPORATION ☐ 2 INDIVIDUAL ☐ 3. PARTNERSHIP ☒ 4. LOCAL AGENCY/DISTRICT* ☐ 5. COUNTY AGENCY* ☐ 6. STATE AGENCY* ☐ 7. FEDERAL AGENCY* 402

TOTAL NUMBER OF TANKS REMAINING AT SITE: 2 404

Is facility on Indian Reservation or trustlands? ☐ Yes ☒ No 405

*If owner of UST is a public agency: name of supervisor of division, section or office which operates the UST (This is the contact person for the tank records.): Fleet/Facilities Maint. Supervisor 406

II. PROPERTY OWNER INFORMATION

PROPERTY OWNER NAME 407: City of Poway

PHONE 408: (858) 668-4745

MAILING OR STREET ADDRESS 409: 13325 Civic Center Drive

CITY 410: Poway

STATE 411: CA

ZIP CODE 412: 92064

PROPERTY OWNER TYPE: ☒ 1. CORPORATION ☐ 2. INDIVIDUAL ☐ 3. PARTNERSHIP ☒ 4. LOCAL AGENCY / DISTRICT ☐ 5. COUNTY AGENCY ☐ 6. STATE AGENCY ☐ 7. FEDERAL AGENCY 413

III. TANK OWNER INFORMATION

TANK OWNER NAME 414: Tony Bowers

PHONE 415: (858) 668-4745 X

MAILING OR STREET ADDRESS 416: 14415 Lake Poway Road

CITY 417: Poway

STATE 418: CA

ZIP CODE 419: 92064

TANK OWNER TYPE: ☐ 1. CORPORATION ☐ 2. INDIVIDUAL ☒ 4. LOCAL AGENCY / DISTRICT ☐ 6. STATE AGENCY ☐ 3. PARTNERSHIP ☐ 5. COUNTY AGENCY ☐ 7. FEDERAL AGENCY 420

IV. BOARD OF EQUALIZATION UST STORAGE FEE ACCOUNT NUMBER

TY (TK) HQ 44- [ ][ ][ ][ ][ ][ ][ ] Call (916) 322-9669 if questions arise 421

V. PETROLEUM UST FINANCIAL RESPONSIBILITY

INDICATE METHOD(s): ☐ 1. SELF-INSURED ☐ 2. GUARANTEE ☐ 3 INSURANCE ☐ 4. SURETY BOND ☐ 5. LETTER OF CREDIT ☐ 6. EXEMPTION ☐ 7. STATE FUND ☐ 8. STATE FUND & CFO LETTER ☐ 9. STATE FUND & CD ☒ 10. LOCAL GOVT MECHANISM ☐ 99. OTHER: ____ 422

VI. LEGAL NOTIFICATION AND MAILING ADDRESS

Check one box to indicate which address should be used for legal notifications and mailing. Legal notifications and mailings will be sent to the tank owner unless box 1 or 2 is checked. ☒ 1. FACILITY ☐ 2. PROPERTY OWNER ☐ 3. TANK OWNER 423

VII. APPLICANT SIGNATURE

Certification – I certify that the information provided herein is true and accurate to the best of my knowledge.

SIGNATURE OF APPLICANT: [signature]

DATE 424: 3/1/10

PHONE 425: (858) 668-4745

NAME OF APPLICANT (print) 426: Tony Bowers

TITLE OF APPLICANT 427: Fleet Supervisor

STATE UST FACILITY NUMBER (For local use only) 428:

1998 UPGRADE CERTIFICATE NUMBER (For local use only) 429:

SAN DIEGO COUNTY
DEPARTMENT OF ENVIRONMENTAL HEALTH - CUPA
HAZARDOUS MATERIALS DIVISION
P.O. BOX 129261, SAN DIEGO, CA 92112-9261
(619) 338-2222 FAX (619) 338-2377
1-800-253-9933

UNDERGROUND STORAGE TANKS – TANK PAGE 1

TANKS (two pages per tank)

TYPE OF ACTION (Check one item only) ☐ 1. NEW SITE PERMIT ☐ 4. AMENDED PERMIT ☐ 5. CHANGE OF INFORMATION ☐ 6. TEMPORARY SITE CLOSURE ☐ 7 PERMANENTLY CLOSED ON SITE ☒ 3 RENEWAL PERMIT (Specify reason – for local use only) (Specify reason – for local use only) ☐ 8 TANK REMOVED 430

BUSINESS NAME (Same as FACILITY NAME or DBA – Doing Business As) 3	FACILITY ID:													1
City of Poway - Fleet Maintenance		3	7	[illegible]	0	0	0	[illegible]	~~0~~	~~4~~	1	2	~~2~~ A	

LOCATION WITHIN SITE (Optional) 431
Commercial 105397

I. TANK DESCRIPTION (A scaled plot plan with the location of the UST system including buildings and landmarks shall be submitted to the local agency.)

TANK ID # 432	TANK MANUFACTURER 433	COMPARTMENTALIZED TANK ☐ Yes ☒ No 434
Diesel	Joor	If "Yes", complete one page for each compartment
DATE INSTALLED (YEAR/MO) 435	TANK CAPACITY IN GALLONS 436	NUMBER OF COMPARTMENTS 437
1987	4000	1

ADDITIONAL DESCRIPTION (For local use only) 438

II. TANK CONTENTS

TANK USE 439
☒ 1. MOTOR VEHICLE FUEL (If marked complete Petroleum Type)
☐ 2. NON-FUEL, PETROLEUM
☐ 3. CHEMICAL PRODUCT
☐ 4 HAZARDOUS WASTE (Includes Used Oil)
☐ 95. UNKNOWN

PETROLEUM TYPE 440
☐ 1a. REGULAR UNLEADED ☐ 2. LEADED ☐ 5. JET FUEL
☐ 1b. PREMIUM UNLEADED ☒ 3. DIESEL ☐ 6. AVIATION FUEL
☐ 1c. MIDGRADE UNLEADED ☐ 4. GASOHOL ☐ 99 OTHER ____

COMMON NAME (from Hazardous Materials Inventory page) 441: Diesel
CAS# (from Hazardous Materials Inventory page) 442: 64741-44-2 60%

III. TANK CONSTRUCTION

TYPE OF TANK (Check one item only) 443
☐ 1. SINGLE WALL ☐ 3. SINGLE WALL WITH EXTERIOR MEMBRANE LINER ☐ 5 SINGLE WALL WITH INTERNAL BLADDER SYSTEM ☐ 95. UNKNOWN
☒ 2. DOUBLE WALL ☐ 4. SINGLE WALL IN VAULT ☐ 99. OTHER

TANK MATERIAL – primary tank (Check one item only) 444
☐ 1. BARE STEEL ☐ 3. FIBERGLASS / PLASTIC ☐ 5 CONCRETE ☒ 95. UNKNOWN
☐ 2 STAINLESS STEEL ☐ 4 STEEL CLAD W/FIBERGLASS REINFORCED PLASTIC (FRP) ☐ 8. FRP COMPTIBLE W/ 100% METHANOL ☐ 99. OTHER

TANK MATERIAL – secondary tank (Check one item only) 445
☐ 1. BARE STEEL ☐ 3. FIBERGLASS / PLASTIC ☐ 5. CONCRETE ☒ 95. UNKNOWN
☐ 2. STAINLESS STEEL ☐ 4. STEEL CLAD W/FIBERGLASS REINFORCED PLASTIC (FRP) ☐ 8. FRP COMPTIBLE W/ 100% METHANOL ☐ 99 OTHER
☐ 10 COATED STEEL

TANK INTERIOR LINING OR COATING (Check one item only) 446
☐ 1. RUBBER LINED ☐ 3. EPOXY LINING ☐ 5. GLASS LINING ☒ 95. UNKNOWN
☐ 2 ALKYD LINING ☐ 4 PHENOLIC LINING ☐ 6 UNLINED ☐ 99 OTHER

DATE INSTALLED 447 (For local use only)

OTHER CORROSION PROTECTION IF APPLICABLE (Check one item only) 448
☐ 1 MANUFACTURED CATHODIC PROTECTION ☐ 3 FIBERGLASS REINFORCED PLASTIC ☒ 95 UNKNOWN
☐ 4 IMPRESSED CURRENT ☐ 99 OTHER
☐ 2 SACRIFICIAL ANODE

449 (For local use only)

SPILL AND OVERFILL (Check all that apply)
YEAR INSTALLED 450
☒ 1 SPILL CONTAINMENT 1/2003
☒ 2 DROP TUBE 1/2003
☐ 3 STRIKER PLATE

TYPE (local use only) 451

OVERFILL PROTECTION EQUIPMENT: YEAR INSTALLED 452
☒ 1. ALARM 1/2003 ☐ 3. FILL TUBE SHUT OFF VALVE
☐ 2 BALL FLOAT ☐ 4. EXEMPT

IV. TANK LEAK DETECTION (A description of the monitoring program shall be submitted to the local agency.)

IF SINGLE WALL TANK (Check all that apply) 453
☐ 1 VISUAL (EXPOSED PORTION ONLY)
☐ 2 AUTOMATIC TANK GAUGING (ATG)
☐ 3 CONTINUOUS ATG
☐ 4 STATISTICAL INVENTORY RECONCILI-ATION (SIR) BIENNIAL TANK TESTING
☐ 5 MANUAL TANK GAUGING (MTG)
☐ 6 VADOSE ZONE
☐ 7 GROUNDWATER
☐ 8 TANK TESTING
☐ 99 OTHER

IF DOUBLE WALL TANK OR TANK WITH BLADDER (Check one item only) 454
☐ 1 VISUAL (SINGLE WALL IN VAULT ONLY)
☒ 2 CONTINUOUS INTERSTITIAL MONITORING
☐ 3 MANUAL MONITORING

V. TANK CLOSURE INFORMATION / PERMANENT CLOSURE IN PLACE

ESTIMATED DATE LAST USED (YR/MO/DAY) 455	ESTIMATED QUANTITY OF SUBSTANCE REMAINING 456	TANK FILLED WITH INERT MATERIAL? 457
	gallons	☐ Yes ☐ No

SAN DIEGO COUNTY
DEPARTMENT OF ENVIRONMENTAL HEALTH - CUPA
HAZARDOUS MATERIALS DIVISION
P.O. BOX 129261, SAN DIEGO, CA 92112-9261
(619) 338-2222 FAX (619) 338-2377 1-800-253-9933

File #105397

UNDERGROUND STORAGE TANKS – TANK PAGE 2

VI. PIPING CONSTRUCTION (Check all that apply)

	UNDERGROUND PIPING				ABOVEGROUND PIPING			
SYSTEM TYPE	☒ 1. PRESSURE	☐ 2. SUCTION	☐ 3. GRAVITY	458	☒ 1. PRESSURE	☐ 2 SUCTION	☐ 3. GRAVITY	459
CONSTRUCTION	☐ 1. SINGLE WALL	☐ 3. LINED TRENCH	☐ 99. OTHER	460	☐ 1 SINGLE WALL	☐ 95 UNKNOWN		462
MANUFACTURER	☒ 2. DOUBLE WALL	☐ 95. UNKNOWN			☒ 2. DOUBLE WALL	☐ 99. OTHER		
MANUFACTURER				461	MANUFACTURER			463

UNDERGROUND PIPING			ABOVEGROUND PIPING		
☐ 1 BARE STEEL	☐ 6. FRP COMPATIBLE w/100% METHANOL		☐ 1. BARE STEEL	☐ 6. FRP COMPATIBLE W/100% METHANOL	
☐ 2. STAINLESS STEEL	☐ 7 GALVANIZED STEEL	☐ Unknown	☐ 2. STAINLESS STEEL	☐ 7. GALVANIZED STEEL	
☐ 3. PLASTIC COMPATIBLE W/ CONTENTS		☐ 99. Other	☐ 3. PLASTIC COMPATIBLE W/ CONTENTS	☐ 8. FLEXIBLE (HDPE)	☐ 99. OTHER
☒ 4. FIBERGLASS	☐ 8. FLEXIBLE (HDPE)		☒ 4. FIBERGLASS	☐ 9 CATHODIC PROTECTION	
☐ 5. STEEL W/COATING	☐ 9 CATHODIC PROTECTION	464	☐ 5. STEEL W/COATING	☐ 95. UNKNOWN	465

VII. PIPING LEAK DETECTION (Check all that apply) (A description of the monitoring program shall be submitted to the local agency.)

UNDERGROUND PIPING

SINGLE WALL PIPING 466

PRESSURIZED PIPING (Check all that apply)

☐ 1 ELECTRONIC LINE LEAK DETECTOR 3.0 GPH TEST WITH AUTO PUMP SHUT OFF FOR LEAK, SYSTEM FAILURE, AND SYSTEM DISCONNECTION + AUDIBLE AND VISUAL ALARMS

☐ 2. MONTHLY 0.2 GPH TEST

☐ 3. ANNUAL INTEGRITY TEST (0.1GPH)

CONVENTIONAL SUCTION SYSTEMS

☐ 5 DAILY VISUAL MONITORING OF PUMPING SYSTEM + TRIENNIAL PIPING INTEGRITY TEST (0.1 GPH)

SAFE SUCTION SYSTEMS (NO VALVES IN BELOW GROUNDPIPING):

☐ 7. SELF MONITORING

GRAVITY FLOW

☐ 9 BIENNIAL INTEGRITY TEST (0.1 GPH)

SECONDARILY CONTAINED PIPING

PRESSURIZED PIPING (Check all that apply)

10 CONTINUOUS TURBINE SUMP SENSOR WITH AUDIBLE AND VISUAL ALARMS AND (Check one)

☐ a. AUTO PUMP SHUT OFF WHEN A LEAK OCCURS

☒ b. AUTO PUMP SHUT OFF FOR LEAKS, SYSTEM FAILURE AND SYSTEM DISCONNECTION

☐ c NO AUTO PUMP SHUT OFF

☒ 11. AUTOMATIC LINE LEAK DETECTOR (3.0 GPH TEST) WITH FLOW SHUT OFF OR RESTRICTION

☒ 12. ANNUAL INTEGRITY TEST (0.1 GPH)

SUCTION/GRAVITY SYSTEM

☒ 13. CONTINUOUS SUMP SENSOR + AUDIBLE AND VISUAL ALARMS

EMERGENCY GENERATORS ONLY (Check all that apply)

☐ 14. CONTINUOUS SUMP SENSOR WITHOUT AUTO PUMP SHUT OFF AUDIBLE AND VISUAL ALARMS

☐ 15. AUTOMATIC LINE LEAK DETECTOR (3.0 GPH TEST) WITHOUT FLOW SHUT OFF OR RESTRICTION

☐ 16. ANNUAL INTEGRITY TEST (0.1 GPH)

☐ 17. DAILY VISUAL CHECK

ABOVEGROUND PIPING

SINGLE WALL PIPING 467

PRESSURIZED PIPING (Check all that apply)

☐ 1. ELECTRONIC LINE LEAK DETECTOR 3.0 GPH TEST WITH AUTO PUMP SHUT OFF FOR LEAK, SYSTEM FAILURE, AND SYSTEM DISCONNECTION + AUDIBLE AND VISUAL ALARMS.

☐ 2. MONTHLY 0.2 GPH TEST

☐ 3. ANNUAL INTEGRITY TEST (0.1GPH)

☐ 4 DAILY VISUAL CHECK

CONVENTIONAL SUCTION SYSTEMS (Check all that apply)

☐ 5 DAILY VISUAL MONITORING OF PIPING AND PUMPING SYSTEM

☐ 6. TRIENNIAL INTEGRITY TEST (0.1 GPH)

SAFE SUCTION SYSTEMS (NO VALVES IN BELOW GROUND PIPING).

☐ 7. SELF MONITORING

GRAVITY FLOW (Check all that apply)

☐ 8. DAILY VISUAL MONITORING

☐ 9. BIENNIAL INTEGRITY TEST (0.1 GPH)

SECONDARILY CONTAINED PIPING

PRESSURIZED PIPING (Check all that apply).

10. CONTINUOUS TURBINE SUMP SENSOR WITH AUDIBLE AND VIISUAL ALARMS AND (Check one)

☐ a. AUTO PUMP SHUT OFF WHEN A LEAK OCCURS

☒ b AUTO PUMP SHUT OFF FOR LEAKS, SYSTEM FAILURE AND SYSTEM DISCONNECTION

☐ c. NO AUTO PUMP SHUT OFF

☒ 11. AUTOMATIC LEAK DETECTOR

☒ 12. ANNUAL INTEGRITY TEST (0.1 GPH)

SUCTION/GRAVITY SYSTEM

☒ 13. CONTINUOUS SUMP SENSOR + AUDIBLE AND VISUAL ALARMS

EMERGENCY GENERATORS ONLY (Check all that apply)

☐ 14 CONTINUOUS SUMP SENSOR WITHOUT AUTO PUMP SHUT OFF • AUDIBLE AND VISUAL ALARMS

☐ 15. AUTOMATIC LINE LEAK DETECTOR (3.0 GPH TEST)

☐ 16. ANNUAL INTEGRITY TEST (0.1 GPH)

☐ 17. DAILY VISUAL CHECK

VIII. DISPENSER CONTAINMENT

DISPENSER CONTAINMENT

DATE INSTALLED 468

☒ 1. FLOAT MECHANISM THAT SHUTS OFF SHEAR VALVE

☐ 2 CONTINUOUS DISPENSER PAN SENSOR + AUDIBLE AND VISUAL ALARMS

☒ 3. CONTINUOUS DISPENSER PAN SENSOR WITH AUTO SHUT OFF FOR DISPENSER + AUDIBLE AND VISUAL ALARMS

☒ 4 DAILY VISUAL CHECK

☐ 5 TRENCH LINER / MONITORING

☐ 6. NONE 469

IX. OWNER/OPERATOR SIGNATURE

I certify that the information provided herein is true and accurate to the best of my knowledge

SIGNATURE OF OWNER/OPERATOR	DATE 470
R Tony Bowers	3/1/10
NAME OF OWNER/OPERATOR (print)	TITLE OF OWNER/OPERATOR 472
Tony Bowers	Fleet Supervisor

Permit Number (For local use only) 473 | Permit Approved (For local use only) 474 | Permit Expiration Date (For local use only) 475

SAN DIEGO COUNTY
DEPARTMENT OF ENVIRONMENTAL HEALTH - CUPA
HAZARDOUS MATERIALS DIVISION
P.O. BOX 129261, SAN DIEGO, CA 92112-9261
(619) 338-2222 FAX (619) 338-2377
1-800-253-9933

UNDERGROUND STORAGE TANKS – TANK PAGE 1

TANKS (two pages per tank)

TYPE OF ACTION (Check one item only) ☐ 1. NEW SITE PERMIT ☐ 4. AMENDED PERMIT ☐ 5. CHANGE OF INFORMATION ☐ 6. TEMPORARY SITE CLOSURE ☐ 7 PERMANENTLY CLOSED ON SITE ☒ 3 RENEWAL PERMIT (Specify reason – for local use only) (Specify reason – for local use only) ☐ 8 TANK REMOVED 430

BUSINESS NAME (Same as FACILITY NAME or DBA – Doing Business As) 3	FACILITY ID:											
City of Poway - Fleet Maintenance		3	7	0	0	0	~~0~~	~~4~~	~~1~~	~~2~~	~~2~~	~~A~~ 1

LOCATION WITHIN SITE (Optional) 431
Commercial 105397

I. TANK DESCRIPTION (A scaled plot plan with the location of the UST system including buildings and landmarks shall be submitted to the local agency.)

TANK ID # 432	TANK MANUFACTURER 433	COMPARTMENTALIZED TANK ☐ Yes ☒ No 434
Unlead	Joor	If "Yes", complete one page for each compartment
DATE INSTALLED (YEAR/MO) 435	TANK CAPACITY IN GALLONS 436	NUMBER OF COMPARTMENTS 437
1987	6000	1

ADDITIONAL DESCRIPTION (For local use only) 438

II. TANK CONTENTS

TANK USE 439
☒ 1. MOTOR VEHICLE FUEL (If marked complete Petroleum Type)
☐ 2. NON-FUEL PETROLEUM
☐ 3 CHEMICAL PRODUCT
☐ 4 HAZARDOUS WASTE (Includes Used Oil)
☐ 95. UNKNOWN

PETROLEUM TYPE 440
☒ 1a. REGULAR UNLEADED ☐ 2. LEADED ☐ 5. JET FUEL
☐ 1b. PREMIUM UNLEADED ☐ 3 DIESEL ☐ 6. AVIATION FUEL
☐ 1c. MIDGRADE UNLEADED ☐ 4. GASOHOL ☐ 99. OTHER ____

COMMON NAME (from Hazardous Materials Inventory page) 441	CAS# (from Hazardous Materials Inventory page) 442
Unleaded Gasoline	86290-81-5

III. TANK CONSTRUCTION

TYPE OF TANK (Check one item only) 443
☐ 1. SINGLE WALL ☐ 3. SINGLE WALL WITH EXTERIOR MEMBRANE LINER ☐ 5. SINGLE WALL WITH INTERNAL BLADDER SYSTEM ☐ 95. UNKNOWN
☒ 2. DOUBLE WALL ☐ 4. SINGLE WALL IN VAULT ☐ 99 OTHER

TANK MATERIAL – primary tank (Check one item only) 444
☐ 1. BARE STEEL ☐ 3. FIBERGLASS / PLASTIC ☐ 5 CONCRETE ☐ 95. UNKNOWN
☒ 2 STAINLESS STEEL ☐ 4. STEEL CLAD W/FIBERGLASS REINFORCED PLASTIC (FRP) ☐ 8. FRP COMPTIBLE W/ 100% METHANOL ☐ 99. OTHER

TANK MATERIAL – secondary tank (Check one item only) 445
☐ 1. BARE STEEL ☐ 3 FIBERGLASS / PLASTIC ☐ 5. CONCRETE ☐ 95. UNKNOWN
☒ 2. STAINLESS STEEL ☐ 4. STEEL CLAD W/FIBERGLASS REINFORCED PLASTIC (FRP) ☐ 8 FRP COMPTIBLE W/ 100% METHANOL ☐ 99. OTHER
☐ 10. COATED STEEL

TANK INTERIOR LINING OR COATING (Check one item only) 446
☐ 1. RUBBER LINED ☐ 3. EPOXY LINING ☐ 5. GLASS LINING ☒ 95. UNKNOWN
☐ 2 ALKYD LINING ☐ 4 PHENOLIC LINING ☐ 6 UNLINED ☐ 99 OTHER

DATE INSTALLED 447 (For local use only)

OTHER CORROSION PROTECTION IF APPLICABLE (Check one item only) 448
☐ 1 MANUFACTURED CATHODIC PROTECTION ☐ 3 FIBERGLASS REINFORCED PLASTIC ☒ 95 UNKNOWN
☐ 2 SACRIFICIAL ANODE ☐ 4 IMPRESSED CURRENT ☐ 99 OTHER

449 (For local use only)

SPILL AND OVERFILL (Check all that apply)
☒ 1 SPILL CONTAINMENT
☒ 2 DROP TUBE
☐ 3 STRIKER PLATE

YEAR INSTALLED 450
1/24/2003
1/24/2003

TYPE (local use only) 451
1

OVERFILL PROTECTION EQUIPMENT YEAR INSTALLED 452
☒ 1 ALARM 1/24/2003 ☐ 3 FILL TUBE SHUT OFF VALVE
☐ 2. BALL FLOAT ☐ 4. EXEMPT

IV. TANK LEAK DETECTION (A description of the monitoring program shall be submitted to the local agency.)

IF SINGLE WALL TANK (Check all that apply) 453
☐ 1 VISUAL (EXPOSED PORTION ONLY)
☐ 2 AUTOMATIC TANK GAUGING (ATG)
☐ 3 CONTINUOUS ATG
☐ 4 STATISTICAL INVENTORY RECONCILI-ATION (SIR) BIENNIAL TANK TESTING
☐ 5 MANUAL TANK GAUGING (MTG)
☐ 6 VADOSE ZONE
☐ 7 GROUNDWATER
☐ 8 TANK TESTING
☐ 99 OTHER

IF DOUBLE WALL TANK OR TANK WITH BLADDER (Check one item only) 454
☐ 1 VISUAL (SINGLE WALL IN VAULT ONLY)
☒ 2 CONTINUOUS INTERSTITIAL MONITORING
☐ 3 MANUAL MONITORING

V. TANK CLOSURE INFORMATION / PERMANENT CLOSURE IN PLACE

ESTIMATED DATE LAST USED (YR/MO/DAY) 455	ESTIMATED QUANTITY OF SUBSTANCE REMAINING 456	TANK FILLED WITH INERT MATERIAL? 457
	gallons	☐ Yes ☐ No

SAN DIEGO COUNTY
DEPARTMENT OF ENVIRONMENTAL HEALTH - CUPA
HAZARDOUS MATERIALS DIVISION
P.O. BOX 129261, SAN DIEGO, CA 92112-9261
(619) 338-2222 FAX (619) 338-2377 1-800-253-9933

File #105397

UNDERGROUND STORAGE TANKS – TANK PAGE 2

VI. PIPING CONSTRUCTION (Check all that apply)

UNDERGROUND PIPING		ABOVEGROUND PIPING	
SYSTEM TYPE	☒ 1. PRESSURE ☐ 2. SUCTION ☐ 3. GRAVITY 458	☒ 1. PRESSURE ☐ 2. SUCTION ☐ 3 GRAVITY	459
CONSTRUCTION	☐ 1. SINGLE WALL ☐ 3. LINED TRENCH ☐ 99. OTHER 460	☐ 1 SINGLE WALL ☐ 95. UNKNOWN	462
MANUFACTURER	☒ 2 DOUBLE WALL ☐ 95. UNKNOWN	☒ 2. DOUBLE WALL ☐ 99 OTHER	
MANUFACTURER	461	MANUFACTURER	463

☐ 1. BARE STEEL	☐ 6. FRP COMPATIBLE w/100% METHANOL		☐ 1. BARE STEEL	☐ 6. FRP COMPATIBLE w/100% METHANOL	
☐ 2. STAINLESS STEEL	☐ 7 GALVANIZED STEEL	☐ Unknown	☐ 2. STAINLESS STEEL	☐ 7 GALVANIZED STEEL	
☐ 3. PLASTIC COMPATIBLE W/ CONTENTS		☐ 99. Other	☐ 3. PLASTIC COMPATIBLE W/ CONTENTS	☐ 8 FLEXIBLE (HDPE)	☐ 99. OTHER
☒ 4. FIBERGLASS	☐ 8 FLEXIBLE (HDPE)		☒ 4. FIBERGLASS	☐ 9. CATHODIC PROTECTION	
☐ 5. STEEL W/COATING	☐ 9. CATHODIC PROTECTION	464	☐ 5. STEEL W/COATING	☐ 95. UNKNOWN	465

VII. PIPING LEAK DETECTION (Check all that apply) (A description of the monitoring program shall be submitted to the local agency.)

UNDERGROUND PIPING	ABOVEGROUND PIPING
SINGLE WALL PIPING 466	**SINGLE WALL PIPING** 467
PRESSURIZED PIPING (Check all that apply):	PRESSURIZED PIPING (Check all that apply):
☒ 1. ELECTRONIC LINE LEAK DETECTOR 3.0 GPH TEST WITH AUTO PUMP SHUT OFF FOR LEAK, SYSTEM FAILURE, AND SYSTEM DISCONNECTION + AUDIBLE AND VISUAL ALARMS.	☐ 1. ELECTRONIC LINE LEAK DETECTOR 3.0 GPH TEST WITH AUTO PUMP SHUT OFF FOR LEAK, SYSTEM FAILURE, AND SYSTEM DISCONNECTION + AUDIBLE AND VISUAL ALARMS.
☐ 2. MONTHLY 0.2 GPH TEST	☐ 2. MONTHLY 0.2 GPH TEST
☒ 3. ANNUAL INTEGRITY TEST (0.1GPH)	☐ 3. ANNUAL INTEGRITY TEST (0.1GPH)
	☐ 4. DAILY VISUAL CHECK
CONVENTIONAL SUCTION SYSTEMS	CONVENTIONAL SUCTION SYSTEMS (Check all that apply)
☐ 5. DAILY VISUAL MONITORING OF PUMPING SYSTEM + TRIENNIAL PIPING INTEGRITY TEST (0.1 GPH)	☐ 5 DAILY VISUAL MONITORING OF PIPING AND PUMPING SYSTEM
SAFE SUCTION SYSTEMS (NO VALVES IN BELOW GROUNDPIPING):	☐ 6. TRIENNIAL INTEGRITY TEST (0.1 GPH)
☐ 7. SELF MONITORING	SAFE SUCTION SYSTEMS (NO VALVES IN BELOW GROUND PIPING):
GRAVITY FLOW	☐ 7. SELF MONITORING
☐ 9. BIENNIAL INTEGRITY TEST (0.1 GPH)	GRAVITY FLOW (Check all that apply):
	☐ 8. DAILY VISUAL MONITORING
	☐ 9. BIENNIAL INTEGRITY TEST (0.1 GPH)
SECONDARILY CONTAINED PIPING	**SECONDARILY CONTAINED PIPING**
PRESSURIZED PIPING (Check all that apply)	PRESSURIZED PIPING (Check all that apply):
10. CONTINUOUS TURBINE SUMP SENSOR WITH AUDIBLE AND VISUAL ALARMS AND (Check one)	10. CONTINUOUS TURBINE SUMP SENSOR WITH AUDIBLE AND VISUAL ALARMS AND (Check one)
☐ a. AUTO PUMP SHUT OFF WHEN A LEAK OCCURS	☐ a AUTO PUMP SHUT OFF WHEN A LEAK OCCURS
☒ b. AUTO PUMP SHUT OFF FOR LEAKS, SYSTEM FAILURE AND SYSTEM DISCONNECTION	☒ b. AUTO PUMP SHUT OFF FOR LEAKS, SYSTEM FAILURE AND SYSTEM DISCONNECTION
☐ c. NO AUTO PUMP SHUT OFF	☐ c. NO AUTO PUMP SHUT OFF
☒ 11. AUTOMATIC LINE LEAK DETECTOR (3.0 GPH TEST) WITH FLOW SHUT OFF OR RESTRICTION	☒ 11 AUTOMATIC LEAK DETECTOR
☒ 12 ANNUAL INTEGRITY TEST (0.1 GPH)	☒ 12. ANNUAL INTEGRITY TEST (0.1 GPH)
SUCTION/GRAVITY SYSTEM	SUCTION/GRAVITY SYSTEM
☒ 13 CONTINUOUS SUMP SENSOR + AUDIBLE AND VISUAL ALARMS	☒ 13 CONTINUOUS SUMP SENSOR + AUDIBLE AND VISUAL ALARMS
EMERGENCY GENERATORS ONLY (Check all that apply)	**EMERGENCY GENERATORS ONLY** (Check all that apply)
☐ 14. CONTINUOUS SUMP SENSOR WITHOUT AUTO PUMP SHUT OFF AUDIBLE AND VISUAL ALARMS	☐ 14. CONTINUOUS SUMP SENSOR WITHOUT AUTO PUMP SHUT OFF * AUDIBLE AND VISUAL ALARMS
☐ 15. AUTOMATIC LINE LEAK DETECTOR (3.0 GPH TEST) WITHOUT FLOW SHUT OFF OR RESTRICTION	☐ 15. AUTOMATIC LINE LEAK DETECTOR (3.0 GPH TEST)
☐ 16. ANNUAL INTEGRITY TEST (0.1 GPH)	☐ 16. ANNUAL INTEGRITY TEST (0.1 GPH)
☐ 17. DAILY VISUAL CHECK	☐ 17. DAILY VISUAL CHECK

VIII. DISPENSER CONTAINMENT

DISPENSER CONTAINMENT	☒ 1. FLOAT MECHANISM THAT SHUTS OFF SHEAR VALVE	☒ 4 DAILY VISUAL CHECK	
DATE INSTALLED 468	☐ 2. CONTINUOUS DISPENSER PAN SENSOR + AUDIBLE AND VISUAL ALARMS	☐ 5 TRENCH LINER / MONITORING	
	☒ 3 CONTINUOUS DISPENSER PAN SENSOR WITH AUTO SHUT OFF FOR DISPENSER + AUDIBLE AND VISUAL ALARMS	☐ 6 NONE	469

IX. OWNER/OPERATOR SIGNATURE

I certify that the information provided herein is true and accurate to the best of my knowledge

SIGNATURE OF OWNER/OPERATOR R [signature]	DATE 3/1/10 470
NAME OF OWNER/OPERATOR (print) Tony Bowers	TITLE OF OWNER/OPERATOR Fleet Supervisor 472

Permit Number (For local use only) 473 | Permit Approved (For local use only) 474 | Permit Expiration Date (For local use only) 475

JENAL ENGINEERING CORP.

GENERAL ENGINEERING CONTRACTOR

March 23, 2010

File #105397

RECEIVED
MAR 26 2010
ENVIRONMENTAL HEALTH

To: County of San Diego
Department of Environmental Health
P.O. Box 129261
San Diego, CA 92112-9261

Attn: Vickie Denslow

Site: City of Poway
14415 Lake Poway Rd.
Poway, CA 92064

COUNTY OF SAN DIEGO
REVIEWED:
INITIALS
3/30/10
DATE
HMD

Re: Tank Monitor Certification

Attached is original data associated with the tank monitor certification performed at the site identified above. Maintain for your records. A copy of this data has been forwarded to the operator of the site.

If you have any questions pertaining to this documentation, please contact me at (619) 697-2200.

Thank you,

Alan P. Westermeyer
Vice President - Jenal Engineering Corp.

APW:sf-032310
File: S-11559, DEH memo re tank monitor cert

P.O. BOX 459 • LEMON GROVE, CA 91946 BUS. (619) 697-2200 FAX (619) 697-2400

County of San Diego

DEPARTMENT OF ENVIRONMENTAL HEALTH-HAZARDOUS MATERIALS DIVISION
P.O. BOX 129261, SAN DIEGO, CA 92112-9261
(619) 338-2222 FAX (619) 338-2377; 1-800-253-9933

UNDERGROUND STORAGE TANK MONITORING SYSTEM CERTIFICATION

Authority Cited: Chapter 6.7, Health and Safety Code; Chapter 16, Division 3, Title 23, California Code of Regulations

This form must be used to document installation, testing and servicing of monitoring equipment. A separate certification or report must be prepared for each monitoring system control panel by the technician who performs the work. A copy of this form must be provided to the tank system owner/operator. The owner/operator must submit a copy of this form to the local agency regulating UST systems within 30 days of test date.

Plan Check Number: N/A **Permit Number: 105397**

A. General Information

Facility Name: City of Poway Bldg. No.:

Site Address: 14415 Lake Poway Rd. City: Poway Zip: 92064-

Facility Contact Person: Fred Contact Phone No.: (858) 668-4746 x

Make/Model of Monitoring System: Veeder-Root TLS 350 Date of Testing/Servicing: 17-Mar-10

B. Inventory of Equipment Tested/Certified: Check the appropriate boxes to indicate specific equipment installed/ inspected serviced:

Tank ID: T-1 87 Unleaded ☒ In-Tank Gauging Probe Model: 864390-107 ☒ Annular Space or Vault Sensor Model: 794390-420 ☒ Piping Sump / Trench Sensor(s) Model: 794380-208 ☒ Fill Sump Sensor(s) Model: 794380-208 ☒ Mechanical Line Leak Detector Model: Red Jacket FX ☐ Electronic Line Leak Detector Model: ☐ Tank Overfill / High-Level Sensor Model: ☐ Other (specify equipment type and model in Section E on Page 2).	**Tank ID**: T-2 Diesel ☒ In-Tank Gauging Probe Model: 864390-107 ☒ Annular Space or Vault Sensor Model: 794390-420 ☒ Piping Sump / Trench Sensor(s) Model: 794380-208 ☒ Fill Sump Sensor(s) Model: 794380-208 ☒ Mechanical Line Leak Detector Model: Red Jacket FX ☐ Electronic Line Leak Detector Model: ☐ Tank Overfill / High-Level Sensor Model: ☐ Other (specify equipment type and model in Section E on Page 2).
Tank ID: ☐ In-Tank Gauging Probe Model: ☐ Annular Space or Vault Sensor Model: ☐ Piping Sump / Trench Sensor(s) Model: ☐ Fill Sump Sensor(s) Model: ☐ Mechanical Line Leak Detector Model: ☐ Electronic Line Leak Detector Model: ☐ Tank Overfill / High-Level Sensor Model: ☐ Other (specify equipment type and model in Section E on Page 2).	**Tank ID**: ☐ In-Tank Gauging Probe Model: ☐ Annular Space or Vault Sensor Model: ☐ Piping Sump / Trench Sensor(s) Model: ☐ Fill Sump Sensor(s) Model: ☐ Mechanical Line Leak Detector Model: ☐ Electronic Line Leak Detector Model: ☐ Tank Overfill / High-Level Sensor Model: ☐ Other (specify equipment type and model in Section E on Page 2).
Dispenser ID: #1/2 ☒ Dispenser Containment Sensor(s). Model: 794380-208 ☒ Shear Valve(s). ☐ Dispenser Containment Float(s) and Chain(s).	**Dispenser ID:** #3/4 ☒ Dispenser Containment Sensor(s). Model: 794380-208 ☒ Shear Valve(s). ☐ Dispenser Containment Float(s) and Chain(s).
Dispenser ID: ☐ Dispenser Containment Sensor(s). Model: ☐ Shear Valve(s). ☐ Dispenser Containment Float(s) and Chain(s).	**Dispenser ID:** ☐ Dispenser Containment Sensor(s). Model: ☐ Shear Valve(s). ☐ Dispenser Containment Float(s) and Chain(s).
Dispenser ID: ☐ Dispenser Containment Sensor(s). Model: ☐ Shear Valve(s). ☐ Dispenser Containment Float(s) and Chain(s).	**Dispenser ID:** ☐ Dispenser Containment Sensor(s). Model: ☐ Shear Valve(s). ☐ Dispenser Containment Float(s) and Chain(s).

*If the facility contains more tanks or dispensers, copy this form. Include information for every tank and dispenser at the facility.

C. Certification - I certify that the equipment identified in this document was installed/inspected/serviced in accordance with the manufacturers' guidelines. Attached to this Certification is information (e.g. manufacturers' checklists) necessary to verify that this information is correct and a Plot Plan showing the layout of monitoring equipment. For any equipment capable of generating such reports, I have also attached a copy of the report *(check all that apply)*: ☐ Copy of the report ☒ System set-up ☒ Alarm history report

Technician Name (print): Keegan Slatten

Signature: Keegan Slatten

Certification No.: B33106 License No.: 602806-A

Testing Company Name: Jenal Engineering Corporation Phone No.: (619) 697-2200 x

Testing Company Address: P O Box 459 Lemon Grove, CA 91946-0459 Date of Testing/Servicing: 17-Mar-10

D. Results of Testing/Servicing

Permit Number: 105397

Software Version Installed:

Complete the following checklist:

☒ Yes	☐ No*	Is the audible alarm operational?
☒ Yes	☐ No*	Is the visual alarm operational?
☒ Yes	☐ No*	Were all sensors visually inspected, functionally tested, and confirmed operational?
☒ Yes	☐ No*	Were all sensors installed at lowest point of secondary containment and positioned so that other equipment will not interfere with their proper operation?
☐ Yes	☐ No* ☒ N/A	If alarms are relayed to a remote monitoring station, is all communications equipment (e.g. modem) operational?
☒ Yes	☐ No* ☐ N/A	For pressurized piping systems, does the turbine automatically shut down if the piping secondary containment monitoring system detects a leak, fails to operate, or is electrically disconnected? If yes: which sensors initiate positive shutdown? *(Check all that apply)* ☒ Sump/Trench Sensors; ☒ Dispenser Containment Sensors. Did you confirm positive shutdown due to leaks and sensor failure/disconnection? ☒ Yes; ☐ No.
☒ Yes	☐ No* ☐ N/A	For tank systems that utilize the monitoring system as the primary tank overfill warning device (i.e. no mechanical overfill prevention valve is installed), is the overfill warning alarm visible and audible at the tank fill point(s) and operating properly? If so, at what percent of tank capacity does the alarm trigger? 90%
☐ Yes*	☒ No	Was any monitoring equipment replaced? If yes, identify specific sensors, probes, or other equipment replaced and list the manufacturer name and model for all replacement parts in Section E, below.
☐ Yes*	☒ No	Was liquid found inside any secondary containment systems designed as dry systems? *(Check all that apply)* ☐ Product; ☐ Water. If yes, describe causes in Section E, below.
☒ Yes	☐ No*	Was monitoring system set-up reviewed to ensure proper settings? Attach set up reports, if applicable
☒ Yes	☐ No*	Is all monitoring equipment operational per manufacturer's specifications?

*** In Section E below, describe how and when these deficiencies were or will be corrected.**

E. Comments (500 characters max. add additional sheets if needed):

F. In-Tank Gauging / SIR Equipment:

Permit Number: 105397

☐ Check this box if tank gauging is used only for inventory control

☐ Check this box if no tank gauging or SIR equipment is installed

This section must be completed if in-tank gauging equipment is used to perform leak detection monitoring.

Complete the following checklist:

☒ Yes	☐ No*	Has all input wiring been inspected for proper entry and termination, including testing for ground faults?
☒ Yes	☐ No*	Were all tank gauging probes visually inspected for damage and residue buildup?
☒ Yes	☐ No*	Was accuracy of system product level readings tested?
☒ Yes	☐ No*	Was accuracy of system water level readings tested?
☒ Yes	☐ No*	Were all probes reinstalled properly?
☒ Yes	☐ No*	Were all items on the equipment manufacturer's maintenance checklist completed?

*** In Section H below, describe how and when these deficiencies were or will be corrected.**

G. Line Leak Detectors (LLD):

❑ Check this box if LLDs are not installed.

Complete the following checklist:

☒ Yes	☐ No* ☐ N/A	For equipment start-up or annual equipment certification, was a leak simulated to verify LLD performance? *(Check all that apply)* Simulated leak rate: ☒ 3 g.p.h.; ❑ 0.1 g.p.h. ; ❑ 0.2 g.p.h.
☒ Yes	☐ No*	Were all LLDs confirmed operational and accurate within regulatory requirements?
☒ Yes	☐ No*	Was the testing apparatus properly calibrated?
☒ Yes	☐ No* ☐ N/A	For mechanical LLDs, does the LLD restrict product flow if it detects a leak?
☐ Yes	☐ No* ☒ N/A	For electronic LLDs, does the turbine automatically shut off if the LLD detects a leak?
☐ Yes	☐ No* ☒ N/A	For electronic LLDs, does the turbine automatically shut off if any portion of the monitoring system is disabled or disconnected?
☐ Yes	☐ No* ☒ N/A	For electronic LLDs, does the turbine automatically shut off if any portion of the monitoring system malfunctions or fails a test?
☐ Yes	☐ No* ☒ N/A	For electronic LLDs, have all accessible wiring connections been visually inspected?
☒ Yes	☐ No*	Were all items on the equipment manufacturer's maintenance checklist completed?

*** In Section H below, describe how and when these deficiencies were or will be corrected.**

H. Comments (500 characters max. add additional sheets if needed):

I. Results of Vacuum/Pressure Monitoring Equipment Testing

#105397

This page should be used to document testing and servicing of vacuum and pressure interstitial sensors. A copy of this form must be included with the Monitoring System Certification Form, which must be provided to the tank system owner/operator. The owner/operator must submit a copy of the Monitoring System Certification Form to the local agency regulating UST systems within 30 days of test date.

	Model: N/A	**System Type:** ☐ Pressure; ☐ Vacuum

	Component(s) Monitored by this Sensor: **N/A**
	Sensor Functionality Test Result: ☐ Pass; ☐ Fail Interstitial Communication Test Result: ☐ Pass; ☐ Fail
	Component(s) Monitored by this Sensor:
	Sensor Functionality Test Result: ☐ Pass; ☐ Fail Interstitial Communication Test Result: ☐ Pass; ☐ Fail
	Component(s) Monitored by this Sensor:
	Sensor Functionality Test Result: ☐ Pass; ☐ Fail Interstitial Communication Test Result: ☐ Pass; ☐ Fail
	Component(s) Monitored by this Sensor:
	Sensor Functionality Test Result: ☐ Pass; ☐ Fail Interstitial Communication Test Result: ☐ Pass; ☐ Fail
	Component(s) Monitored by this Sensor:
	Sensor Functionality Test Result: ☐ Pass; ☐ Fail Interstitial Communication Test Result: ☐ Pass; ☐ Fail
	Component(s) Monitored by this Sensor:
	Sensor Functionality Test Result: ☐ Pass; ☐ Fail Interstitial Communication Test Result: ☐ Pass; ☐ Fail
	Component(s) Monitored by this Sensor:
	Sensor Functionality Test Result: ☐ Pass; ☐ Fail Interstitial Communication Test Result: ☐ Pass; ☐ Fail
	Component(s) Monitored by this Sensor:
	Sensor Functionality Test Result: ☐ Pass; ☐ Fail Interstitial Communication Test Result: ☐ Pass; ☐ Fail
	Component(s) Monitored by this Sensor:
	Sensor Functionality Test Result: ☐ Pass; ☐ Fail Interstitial Communication Test Result: ☐ Pass; ☐ Fail
	Component(s) Monitored by this Sensor:
	Sensor Functionality Test Result: ☐ Pass; ☐ Fail Interstitial Communication Test Result: ☐ Pass; ☐ Fail

How was interstitial communication verified?

☐ Leak Introduced at Far End of Interstitial Space;[1] ☐ Gauge; ☐ Visual Inspection; ☐ Other *(Describe in Sec. J, below)*

Was vacuum/pressure restored to operating levels in all interstitial spaces? ☐ Yes ☐ No *(If no, describe in Sec. J, below)*

J. Comments (500 characters max. add additional sheets if needed):

[1] If the sensor successfully detects a simulated vacuum/pressure leak introduced in the interstitial space at the furthest point from the sensor, vacuum/pressure has been demonstrated to be communicating throughout the interstice.

UNDERGROUND STORAGE TANK MONITORING SYSTEM CERTIFICATION

Permit Number: 105397

UST Monitoring Site Plan

Site Address: City of Poway 14455 Lake Poway Rd. Poway, CA. 92064

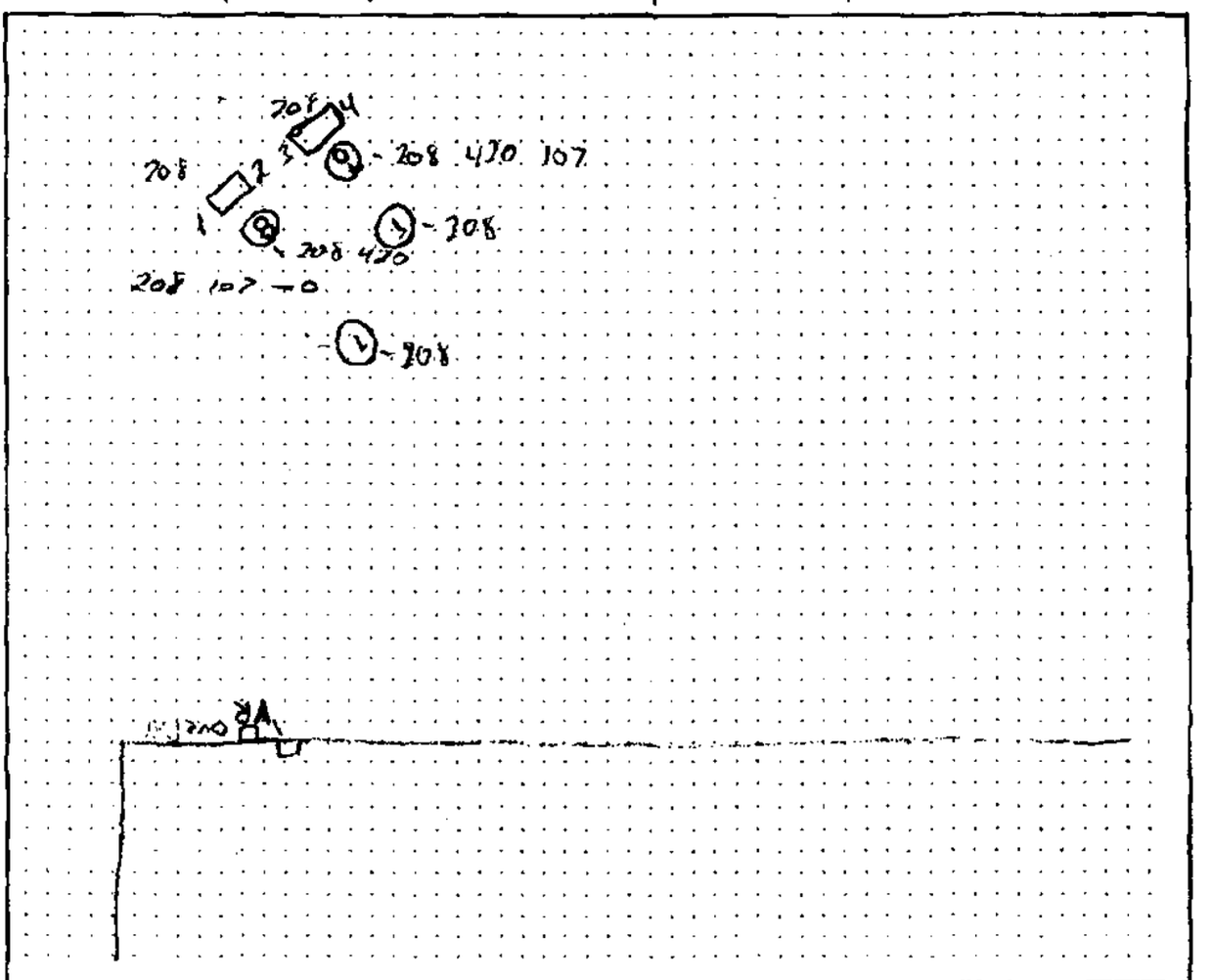

Date map was drawn: 3/17/10

Instructions

If you already have a diagram that shows all required information, you may include it, rather than this page, with your Monitoring System Certification. On your site plan, show the general layout of tanks and piping. Clearly identify locations of the following equipment, if installed: monitoring system control panels; sensors monitoring tank annular spaces, sumps, dispenser pans, spill containers, or other secondary containment areas; mechanical or electronic line leak detectors; and in-tank liquid level probes (if used for leak detection). In the space provided, note the date this Site Plan was prepared.

File #105397

SWRCB, January 2006

Spill Bucket Testing Report Form

This form is intended for use by contractors performing annual testing of UST spill containment structures. The completed form and printouts from tests (if applicable), should be provided to the facility owner/operator for submittal to the local regulatory agency.

1. FACILITY INFORMATION

Facility	City of Poway	Date of Testing:	03-17-10
Facility Address:	14415 Lake Poway Rd.		
Facility Contact:	Fred Campbell	Phone:	(858) 668-4759
Date Local Agency Was Notified of Testing :	03/04/2010		
Name of Local Agency Inspector *(if present during testing)*:	Vickie Denslow		

2. TESTING CONTRACTOR INFORMATION

Company Name:	Jenal Engineering Corporation
Technician Conducting Test:	Keegan Slatten
Credentials[1]:	CSLB Contractor X ☐ ICC Service Tech. ☐ SWRCB Tank Tester ☐ Other *(Specify)*
License Number(s):	602806 Class A

3. SPILL BUCKET TESTING INFORMATION

Test Method Used:	☐ Hydrostatic	☐ Vacuum	X Other SD County Approved Lake Test	
Test Equipment Used:			Equipment Resolution:	
Identify Spill Bucket *(By Tank Number, Stored Product, etc.)*	**1. Unleaded**	**2. Diesel**		
Bucket Installation Type:	**Contained in Sump**	**Contained in Sump**		
Bucket Diameter:	10.5"	10.5"		
Bucket Depth:	10"	10"		
Wait time between applying vacuum/water and start of test:	30 Minutes	30 Minutes		
Test Start Time (T_I):	11:30am	11:30am		
Initial Reading (R_I):	8"	8.5"		
Test End Time (T_F):	12:30pm	12:30pm		
Final Reading (R_F):	8"	8"		
Test Duration ($T_F - T_I$):	1 Hour	1 Hour		
Change in Reading ($R_F - R_I$):	0"	0"		
Pass/Fail Threshold or Criteria:	+/- 0.0"	+/- 0.0"		
Test Result:	**Pass**	**Pass**		

Comments – *(include information on repairs made prior to testing, and recommended follow-up for failed tests)*

CERTIFICATION OF TECHNICIAN RESPONSIBLE FOR CONDUCTING THIS TESTING

I hereby certify that all the information contained in this report is true, accurate, and in full compliance with legal requirements.

Technician's Signature: Keegan Slatten Date: 3/17/10

[1] State laws and regulations do not currently require testing to be performed by a qualified contractor. However, local requirements may be more stringent.

File# 105397

ALARM HISTORY REPORT

---- IN-TANK ALARM -----

T 1:UNLEADED

HIGH WATER ALARM
FEB 5, 2003 3:25 PM

OVERFILL ALARM
MAR 25, 2009 9:41 AM
MAR 4, 2008 9:31 AM
JAN 18, 2008 8:51 AM

HIGH PRODUCT ALARM
JAN 28, 2003 2:20 PM

PROBE OUT
MAR 17, 2010 11:32 AM
MAR 25, 2009 9:41 AM
MAR 25, 2009 9:39 AM

HIGH WATER WARNING
FEB 5, 2003 3:25 PM
JAN 28, 2003 2:25 PM

DELIVERY NEEDED
MAR 29, 2004 11:03 AM
AUG 5, 2003 12:44 PM
FEB 5, 2003 3:22 PM

MAX PRODUCT ALARM
JAN 28, 2003 2:20 PM

LOW TEMP WARNING
MAR 4, 2008 9:32 AM
NOV 25, 2003 8:48 AM

* * * * * END * * * * *

ALARM HISTORY REPORT

---- IN-TANK ALARM -----

T 2:DIESEL

OVERFILL ALARM
MAR 25, 2009 9:36 AM
MAR 4, 2008 9:26 AM
MAR 13, 2007 10:56 AM

LOW PRODUCT ALARM
MAR 4, 2008 9:25 AM
FEB 5, 2003 3:22 PM

HIGH PRODUCT ALARM
JAN 28, 2003 2:15 PM

INVALID FUEL LEVEL
FEB 5, 2003 3:22 PM

PROBE OUT
MAR 17, 2010 11:30 AM
MAR 25, 2009 9:36 AM
MAR 25, 2009 9:31 AM

DELIVERY NEEDED
MAR 4, 2008 9:25 AM
MAR 13, 2007 10:55 AM
MAR 29, 2004 10:35 AM

LOW TEMP WARNING
MAR 25, 2009 9:37 AM
MAR 29, 2004 10:42 AM

* * * * * END * * * * *

ALARM HISTORY REPORT

---- SENSOR ALARM -----
L 1:87 TURBINE SUMP
STP SUMP
SENSOR OUT ALARM
MAR 25, 2009 10:35 AM

FUEL ALARM
MAR 25, 2009 9:28 AM

FUEL ALARM
MAR 4, 2008 9:15 AM

* * * * * END * * * * *

ALARM HISTORY REPORT

---- SENSOR ALARM -----
L 2:87 ATG SUMP
MONITOR WELL
SENSOR OUT ALARM
MAR 25, 2009 10:35 AM

FUEL ALARM
MAR 25, 2009 9:26 AM

FUEL ALARM
MAR 4, 2008 10:50 AM

* * * * * END * * * * *

ALARM HISTORY REPORT

---- SENSOR ALARM -----
L 3:87 FILL SUMP
PIPING SUMP
SENSOR OUT ALARM
MAR 25, 2009 10:35 AM

FUEL ALARM
MAR 25, 2009 9:24 AM

FUEL ALARM
MAR 4, 2008 9:12 AM

* * * * * END * * * * *

File #105397

ALARM HISTORY REPORT

----- SENSOR ALARM -----
L 4:87 ANNULAR
ANNULAR SPACE
SENSOR OUT ALARM
MAR 25, 2009 10:35 AM

FUEL ALARM
MAR 25, 2009 9:42 AM

FUEL ALARM
MAR 25, 2009 9:25 AM

* * * * * END * * * * *

T 2:DIESEL
INVENTORY INCREASE

INCREASE START
MAR 17, 2010 11:31 AM

VOLUME = 2031 GALS
HEIGHT = 46.30 INCHES
WATER = 1.35 INCHES
TEMP = 68.9 DEG F

INCREASE END
MAR 17, 2010 11:36 AM

VOLUME = 3185 GALS
HEIGHT = 67.84 INCHES
WATER = 0.94 INCHES
TEMP = 70.0 DEG F

GROSS INCREASE= 1154
TC NET INCREASE= 1148

ALARM HISTORY REPORT

----- SENSOR ALARM -----
L 7:DIESEL FILL SUMP
PIPING SUMP
SENSOR OUT ALARM
MAR 25, 2009 10:35 AM

FUEL ALARM
MAR 25, 2009 9:14 AM

FUEL ALARM
MAR 4, 2008 9:19 AM

* * * * * END * * * * *

ALARM HISTORY REPORT

----- SENSOR ALARM -----
L 5:DISPENSER 1-2
DISPENSER PAN
SENSOR OUT ALARM
MAR 25, 2009 10:35 AM

FUEL ALARM
MAR 25, 2009 9:23 AM

FUEL ALARM
MAR 4, 2008 9:10 AM

* * * * * END * * * * *

ALARM HISTORY REPORT

----- SENSOR ALARM -----
L 6:DIESEL TURBINE SUMP
STP SUMP
SENSOR OUT ALARM
MAR 25, 2009 10:35 AM

FUEL ALARM
MAR 25, 2009 9:21 AM

SENSOR OUT ALARM
MAR 4, 2008 11:22 AM

* * * * * END * * * * *

ALARM HISTORY REPORT

----- SENSOR ALARM -----
L 8:DIESEL ANNULAR
ANNULAR SPACE
SENSOR OUT ALARM
MAR 25, 2009 10:35 AM

FUEL ALARM
MAR 25, 2009 9:15 AM

FUEL ALARM
MAR 4, 2008 9:20 AM

* * * * * END * * * * *

File #105397

SOFTWARE REVISION LEVEL
VERSION 122.00
SOFTWARE# 346122-100-A
CREATED - 01.10.16.09.35

NO SOFTWARE MODULE
SYSTEM FEATURES:
PERIODIC IN-TANK TESTS
ANNUAL IN-TANK TESTS

COMMUNICATIONS SETUP
- - - - - - - - - - - - - - -

PORT SETTINGS:

COMM BOARD : 1 (RS-232)
BAUD RATE : 9600
PARITY : NONE
STOP BIT : 1 STOP
DATA LENGTH: 8 DATA
RS-232 SECURITY
CODE : DISABLED

SYSTEM SETUP
- - - - - - - - - - - - - - -
MAR 17, 2010 11:34 AM

SYSTEM UNITS
U.S.
SYSTEM LANGUAGE
ENGLISH
SYSTEM DATE TIME FORMAT
MON DD YYYY HH:MM:SS AM

CITY OF POWAY
14015 LAKE POWAY RD
POWAY, CA. 92064
C0310617120S004

SHIFT TIME 1 : 6:00 AM
SHIFT TIME 2 : DISABLED
SHIFT TIME 3 : DISABLED
SHIFT TIME 4 : DISABLED

TANK PER TST NEEDED WRN
DISABLED
TANK ANN TST NEEDED WRN
DISABLED

LINE RE-ENABLE METHOD
PASS LINE TEST

LINE PER TST NEEDED WRN
DISABLED
LINE ANN TST NEEDED WRN
DISABLED

PRINT TC VOLUMES
ENABLED

TEMP COMPENSATION
VALUE (DEG F): 60.0
STICK HEIGHT OFFSET
DISABLED

H-PROTOCOL DATA FORMAT
HEIGHT
DAYLIGHT SAVING TIME
ENABLED
START DATE
MAR WEEK 3 SUN
START TIME
2:00 AM
END DATE
NOV WEEK 2 SUN
END TIME
2:00 AM

RE-DIRECT LOCAL PRINTOUT
DISABLED

EURO PROTOCOL PREFIX
S

SYSTEM SECURITY
CODE : 013701

AUTO TRANSMIT SETTINGS:

AUTO LEAK ALARM LIMIT
DISABLED
AUTO HIGH WATER LIMIT
DISABLED
AUTO OVERFILL LIMIT
DISABLED
AUTO LOW PRODUCT
DISABLED
AUTO THEFT LIMIT
DISABLED
AUTO DELIVERY START
DISABLED
AUTO DELIVERY END
DISABLED
AUTO EXTERNAL INPUT ON
DISABLED
AUTO EXTERNAL INPUT OFF
DISABLED
AUTO SENSOR FUEL ALARM
DISABLED
AUTO SENSOR WATER ALARM
DISABLED
AUTO SENSOR OUT ALARM
DISABLED

RS-232 END OF MESSAGE
DISABLED

ALARM HISTORY REPORT

----- SENSOR ALARM -----
L 9:DISPENSER 3-4
DISPENSER PAN
SENSOR OUT ALARM
MAR 25, 2009 10:35 AM

FUEL ALARM
MAR 25, 2009 9:18 AM

FUEL ALARM
MAR 4, 2008 9:21 AM

* * * * * END * * * * *

File #105397

IN-TANK SETUP

T 1:UNLEADED
PRODUCT CODE : 1
THERMAL COEFF : .000700
TANK DIAMETER : 92.00
TANK PROFILE : 4 PTS
FULL VOL : 6072
69.0 INCH VOL : 4885
46.0 INCH VOL : 3036
23.0 INCH VOL : 1187

FLOAT SIZE: 4.0 IN.

WATER WARNING : 1.5
HIGH WATER LIMIT: 3.0

MAX OR LABEL VOL: 6072
OVERFILL LIMIT : 90%
: 5464
HIGH PRODUCT : 95%
: 5768
DELIVERY LIMIT : 15%
: 910

LOW PRODUCT : 300
LEAK ALARM LIMIT: 99
SUDDEN LOSS LIMIT: 99
TANK TILT : 0.00
PROBE OFFSET : 0.00

MANIFOLDED TANKS
T#: NONE

LEAK MIN PERIODIC: 50%
: 3036

LEAK MIN ANNUAL : 50%
: 3036

PERIODIC TEST TYPE
STANDARD

ANNUAL TEST FAIL
ALARM DISABLED

PERIODIC TEST FAIL
ALARM DISABLED

GROSS TEST FAIL
ALARM DISABLED

ANN TEST AVERAGING: OFF
PER TEST AVERAGING: OFF

TANK TEST NOTIFY: OFF

TNK TST SIPHON BREAK:OFF

DELIVERY DELAY : 3 MIN
PUMP THRESHOLD : 10.00%

T 2:DIESEL
PRODUCT CODE : 2
THERMAL COEFF : .000450
TANK DIAMETER : 92.00
TANK PROFILE : 4 PTS
FULL VOL : 4029
69.0 INCH VOL : 3241
46.0 INCH VOL : 2014
23.0 INCH VOL : 788

FLOAT SIZE: 4.0 IN.

WATER WARNING : 1.5
HIGH WATER LIMIT: 3.0

MAX OR LABEL VOL: 4029
OVERFILL LIMIT : 90%
: 3626
HIGH PRODUCT : 95%
: 3827
DELIVERY LIMIT : 15%
: 604

LOW PRODUCT : 200
LEAK ALARM LIMIT: 99
SUDDEN LOSS LIMIT: 99
TANK TILT : 0.00
PROBE OFFSET : 0.00

MANIFOLDED TANKS
T#: NONE

LEAK MIN PERIODIC: 50%
: 2014

LEAK MIN ANNUAL : 50%
: 2014

PERIODIC TEST TYPE
STANDARD

ANNUAL TEST FAIL
ALARM DISABLED

PERIODIC TEST FAIL
ALARM DISABLED

GROSS TEST FAIL
ALARM DISABLED

ANN TEST AVERAGING: OFF
PER TEST AVERAGING: OFF

TANK TEST NOTIFY: OFF

TNK TST SIPHON BREAK:OFF

DELIVERY DELAY : 3 MIN
PUMP THRESHOLD : 10.00%

LEAK TEST METHOD

TEST ON DATE : ALL TANK
JAN 1, 1996
START TIME : DISABLED
TEST RATE : 0.20 GAL/HR
DURATION : 2 HOURS

TST EARLY STOP:DISABLED

LEAK TEST REPORT FORMAT
NORMAL

LIQUID SENSOR SETUP

L 1:87 TURBINE SUMP
TRI-STATE (SINGLE FLOAT)
CATEGORY : STP SUMP

L 2:87 MTG SUMP
TRI-STATE (SINGLE FLOAT)
CATEGORY : MONITOR WELL

L 3:87 FILL SUMP
TRI-STATE (SINGLE FLOAT)
CATEGORY : PIPING SUMP

L 4:87 ANNULAR
TRI-STATE (SINGLE FLOAT)
CATEGORY : ANNULAR SPACE

L 5:DISPENSER 1-2
TRI-STATE (SINGLE FLOAT)
CATEGORY : DISPENSER PAN

L 6:DIESEL TURBINE SUMP
TRI-STATE (SINGLE FLOAT)
CATEGORY : STP SUMP

L 7:DIESEL FILL SUMP
TRI-STATE (SINGLE FLOAT)
CATEGORY : PIPING SUMP

L 8:DIESEL ANNULAR
TRI-STATE (SINGLE FLOAT)
CATEGORY : ANNULAR SPACE

L 9:DISPENSER 3-4
TRI-STATE (SINGLE FLOAT)
CATEGORY : DISPENSER PAN

File #105397

OUTPUT RELAY SETUP
- - - - - - - - - - - - - - - -

R 1:UNLEADED SHUTDOWN
TYPE:
STANDARD
NORMALLY CLOSED

IN-TANK ALARMS
T 1:HIGH WATER ALARM
T 1:LOW PRODUCT ALARM

LIQUID SENSOR ALMS
L 1:FUEL ALARM
L 2:FUEL ALARM
L 3:FUEL ALARM
L 4:FUEL ALARM
L 5:FUEL ALARM
L 1:SENSOR OUT ALARM
L 2:SENSOR OUT ALARM
L 3:SENSOR OUT ALARM
L 4:SENSOR OUT ALARM
L 5:SENSOR OUT ALARM

R 2:DIESEL SHUTDOWN
TYPE:
STANDARD
NORMALLY CLOSED

IN-TANK ALARMS
T 2:HIGH WATER ALARM
T 2:LOW PRODUCT ALARM

LIQUID SENSOR ALMS
L 6:FUEL ALARM
L 7:FUEL ALARM
L 8:FUEL ALARM
L 9:FUEL ALARM
L 6:SENSOR OUT ALARM
L 7:SENSOR OUT ALARM
L 8:SENSOR OUT ALARM
L 9:SENSOR OUT ALARM

R 3:OVERFILL
TYPE:
STANDARD
NORMALLY OPEN

IN-TANK ALARMS
ALL:OVERFILL ALARM
ALL:HIGH PRODUCT ALARM
ALL:MAX PRODUCT ALARM

RECONCILIATION SETUP
- - - - - - - - - - - - - - - -

AUTOMATIC DAILY CLOSING
TIME: 2:00 AM

PERIODIC RECONCILIATION
MODE: MONTHLY

TEMP COMPENSATION
STANDARD

BUS SLOT FUEL METER TANK
- - - - - - - - - - - - - - - -
TANK MAP EMPTY

----- SENSOR ALARM -----
L 6:DIESEL TURBINE SUMP
STP SUMP
FUEL ALARM
MAR 17, 2010 12:01 PM

----- SENSOR ALARM -----
L 7:DIESEL FILL SUMP
PIPING SUMP
FUEL ALARM
MAR 17, 2010 12:02 PM

---- SENSOR ALARM -----
L 5:DISPENSER 3-4
DISPENSER PAN
FUEL ALARM
MAR 17, 2010 12:04 PM

CITY OF POWAY
14415 LAKE POWAY RD
POWAY, CA, 92064
(C)2010171205004

MAR 17, 2010 12:05 PM

SYSTEM STATUS REPORT
- - - - - - - - - - - - - - - -
SYS SECURITY WARNING

----- SENSOR ALARM -----
L 1:87 TURBINE SUMP
STP SUMP
FUEL ALARM
MAR 17, 2010 12:06 PM

---- SENSOR ALARM -----
L 2:87 ATG SUMP
MONITOR WELL
FUEL ALARM
MAR 17, 2010 12:07 PM

----- SENSOR ALARM -----
L 3:87 FILL SUMP
PIPING SUMP
FUEL ALARM
MAR 17, 2010 12:08 PM

----- SENSOR ALARM -----
L 4:87 ANNULAR
ANNULAR SPACE
FUEL ALARM
MAR 17, 2010 12:09 PM

----- SENSOR ALARM -----
L 5:DISPENSER 1-2
DISPENSER PAN
FUEL ALARM
MAR 17, 2010 12:09 PM

----- SENSOR ALARM -----
L 5:DISPENSER 1-2
DISPENSER PAN
FUEL ALARM
MAR 17, 2010 12:10 PM

---- IN-TANK ALARM -----
T 1:UNLEADED
OVERFILL ALARM
MAR 17, 2010 12:12 PM

---- IN-TANK ALARM -----
T 1:UNLEADED
PROBE OUT
MAR 17, 2010 12:12 PM

File #105397

---- IN-TANK ALARM -----
T 1:UNLEADED
LOW TEMP WARNING
MAR 17, 2010 12:13 PM

---- IN-TANK ALARM -----
T 2:DIESEL
OVERFILL ALARM
MAR 17, 2010 12:15 PM

---- IN-TANK ALARM -----
T 2:DIESEL
PROBE OUT
MAR 17, 2010 12:15 PM

---- IN-TANK ALARM -----
T 2:DIESEL
LOW TEMP WARNING
MAR 17, 2010 12:16 PM

T 1:UNLEADED
INVENTORY INCREASE

INCREASE START
MAR 17, 2010 12:11 PM

VOLUME = 4252 GALS
HEIGHT = 60.73 INCHES
WATER = 0.85 INCHES
TEMP = 99.5 DEG F

INCREASE END
MAR 17, 2010 12:16 PM

VOLUME = 5475 GALS
HEIGHT = 77.77 INCHES
WATER = 0.85 INCHES
TEMP = 99.5 DEG F

GROSS INCREASE= 1223
TC NET INCREASE= 1189

----- SENSOR ALARM -----
L 8:DIESEL ANNULAR
ANNULAR SPACE
FUEL ALARM
MAR 17, 2010 12:16 PM

T 2:DIESEL
INVENTORY INCREASE

INCREASE START
MAR 17, 2010 12:14 PM

VOLUME = 3197 GALS
HEIGHT = 68.10 INCHES
WATER = 0.99 INCHES
TEMP = 99.5 DEG F

INCREASE END
MAR 17, 2010 12:18 PM

VOLUME = 3624 GALS
HEIGHT = 77.56 INCHES
WATER = 0.99 INCHES
TEMP = 99.5 DEG F

GROSS INCREASE= 427
TC NET INCREASE= 419

----- SENSOR ALARM -----
L 8:DIESEL ANNULAR
ANNULAR SPACE
SENSOR OUT ALARM
MAR 17, 2010 12:27 PM

----- SENSOR ALARM -----
L 1:87 TURBINE SUMP
STP SUMP
SENSOR OUT ALARM
MAR 17, 2010 12:27 PM

----- SENSOR ALARM -----
L 2:87 ATG SUMP
MONITOR WELL
SENSOR OUT ALARM
MAR 17, 2010 12:27 PM

----- SENSOR ALARM -----
L 3:87 FILL SUMP
PIPING SUMP
SENSOR OUT ALARM
MAR 17, 2010 12:27 PM

----- SENSOR ALARM -----
L 4:87 ANNULAR
ANNULAR SPACE
SENSOR OUT ALARM
MAR 17, 2010 12:27 PM

----- SENSOR ALARM -----
L 5:DISPENSER 1-2
DISPENSER PAN
SENSOR OUT ALARM
MAR 17, 2010 12:27 PM

----- SENSOR ALARM -----
L 6:DIESEL TURBINE SUMP
STP SUMP
SENSOR OUT ALARM
MAR 17, 2010 12:27 PM

File #105397

----- SENSOR ALARM -----
L 7:DIESEL FILL SUMP
PIPING SUMP
SENSOR OUT ALARM
MAR 17, 2010 12:27 PM

CITY OF POWAY
14415 LAKE POWAY RD
POWAY, CA. 92064
C0310617205004

MAR 17, 2010 12:28 PM

SYSTEM STATUS REPORT

SYS SECURITY WARNING

SAN DIEGO COUNTY
DEPARTMENT OF ENVIRONMENTAL HEALTH-CUPA
HAZARDOUS MATERIALS DIVISION
P.O. BOX 129261, SAN DIEGO, CA 92112-9261
1-800-253-9933 (619) 338-2222 FAX (619) 338-2377

HAZARDOUS MATERIALS BUSINESS PLAN CERTIFICATION

The California Health & Safety Code (H&SC), Division 20, Chapter 6.95, Section 25505 provides for the following:
The San Diego County, Department of Environmental Health, Hazardous Materials Division (HMD), as the administering agency, requires a business that handles hazardous materials to submit the hazardous materials inventory, a list of emergency contacts, and a site plan, **in lieu of a complete Hazardous Materials Business Plan (HMBP)**, only after the initial submittal of a complete HMBP. The business must certify that a complete HMBP has been prepared and is maintained at the site where the hazardous materials are stored. A complete HMBP includes the items to be submitted to the HMD and an Emergency Response Plan and Employee Training Plan, as established in H&SC Section 25504. The business must also annually certify that the HMBP is current and maintained on site. See Back for instructions and further clarification.

I. IDENTIFICATION

FACILITY ID# 3 7 [redacted] 0 0 0 [redacted] ~~0 4 1 2 2 0~~ 1 [redacted] 105397

BUSINESS NAME (Same as FACILITY NAME or DBA - Doing Business As) 3
City of Poway - Fleet Maintenance

BUSINESS SITE ADDRESS 103
14415 Lake Poway Road

CITY 104
Poway

CA

ZIP CODE 105
92064

II. CERTIFICATION STATEMENT

☐ **CARCINOGEN/REPRODUCTIVE TOXIN ANNUAL RENEWAL WITHOUT CHANGES: This is an annual renewal to certify that the list of carcinogens and/or reproductive toxins last provided is a current list as specified in the San Diego County Code of Regulatory Ordinances Section 68.1113.**

Check only one of the following boxes:

☐ **INITIAL CERTIFICATION: This is to certify (H&SC Section 25505(e)(1)) that a complete HMBP, which includes the hazardous materials inventory, a list of emergency contacts, a site plan, emergency response plan, and employee training plan, has been prepared and is maintained at the site where the hazardous materials are stored.**

☐ **ANNUAL CERTIFICATION WITHOUT CHANGES: This is an annual certification (H&SC Section 25505(d)&(e)(2)) that the HMBP, which includes the hazardous materials inventory, a list of emergency contacts, a site plan, emergency response plan, and employee training plan, is current and includes all the information required in H&SC Section 25504, and 25509, and is maintained at the site where the hazardous materials are stored.**

☒ **CERTIFICATION OF CHANGES/REVISIONS: This is to certify that the HMBP has been reviewed (H&SC Section 25505(c) & 25510) and all necessary changes/revisions have been made. The HMBP is current and is maintained at the site where the hazardous materials are stored. Attached are changes to the hazardous materials inventory and/or list of emergency contacts. For site map revisions, submit only the pages that have a change or revision and attach to this certification. This submittal satisfies annual certification requirements specified in H&SC Section 25505(d)&(e)(2).**

AS AN AUTHORIZED REPRESENTATIVE, I CERTIFY UNDER THE PENALTY OF LAW, THAT I HAVE PERSONALLY EXAMINED AND AM FAMILIAR WITH THE INFORMATION SUBMITTED AND BELIEVE THE INFORMATION IS TRUE, ACCURATE, AND COMPLETE.

SIGNATURE OF OWNER/OPERATOR OR DESIGNATED REPRESENTATIVE	DATE
R Tony Bowers	3/1/10
NAME OF SIGNER (print): Tony Bowers	TITLE OF SIGNER: Fleet Supervisor

OFFICE USE ONLY

INSTRUCTIONS TO CLERICAL STAFF FOR HMBP ACCEPTANCE

☑ Site Map	3/17/10	*Note: Indicate the date that the inventory and/or ER contact information in the KIVA database was reviewed and changes were submitted for processing. If the inventory and ER contact information are exactly the same as it is recorded in KIVA, no changes need to be submitted.
☑ *Emergency Contacts	3/17/10	
☑ *Chemical Inventory	3/17/10	

Hazardous Materials Business Plan acceptance date will be changed to the acceptance date on new site map.
A letter will be mailed to business after processing of site map updates.

HIRT SITE ☐**

FIRE DIST.____

Specialist's Signature: (only required for new plans or for changes to site maps, chemical inventory and/or emergency contacts) Vikki Denton

REMARKS:

** If HIRT box is checked, follow HIRT policy to indicate on the inventory forms which hazardous materials make this a HIRT site.

DEH:HM-953 (06/04) NCR Distribution: White – HMD; Yellow - Business Retains

#105397
TWALSH

JENAL ENGINEERING CORP.

GENERAL ENGINEERING CONTRACTOR

July 6, 2011

RECEIVED
JUL 13 2011
ENVIRONMENTAL HEALTH

To: County of San Diego
Department of Health Services
P.O. Box 129261
San Diego, CA 92112-9261

Attn: Todd Walsh / Robert Rapista

Site: City of Poway Operations Yard
14415 Lake Poway Road
Poway, CA 92064

Re: SB989 36-month Testing

Attached is the documentation from 36-month SB989 testing performed at the site identified above. The entire secondary containment system was tested. Maintain a copy for your records. An original set of this documentation has been distributed to the operator of this facility.

If you have any questions regarding this documentation please contact me at (619) 697-2200.

Thank you,

Alan P. Westermeyer
Vice President - Jenal Engineering Corp.

APW:ll-071111
File: S-14609. DOHS memo re results

P.O. BOX 459 • LEMON GROVE, CA 91946 BUS. (619) 697-2200 FAX (619) 697-2400

COUNTY OF SAN DIEGO - UNDERGROUND STORAGE TANK SECONDARY CONTAINMENT TESTING REPORT FORM

This form is intended for use by contractors performing initial & periodic testing of UST secondary containment systems. Use the appropriate pages of this form to report results for all components tested. The completed form, written test procedures, and printouts from tests (if applicable), must be provided to the facility owner/operator for submittal to the County of San Diego Department of Environmental Health Hazardous Materials Division UST Group.

Establishment Number: ~~104469~~ 105397 **Plan Check Number:** _____

1. FACILITY INFORMATION

Facility Name:	City of Poway Operations Yard		Date of Testing:	7/06/2011
Facility Address:	14415 Lake Poway Road Poway, CA 92064			**Test Type:**
Facility Contact:	Tony Bower	Phone:	(858) 668-4745	☐ Initial
Date Local Agency Was Notified of Testing:		6/21/2011		☐ 6 month
Name of Local Agency Inspector *(if present during testing)*:		None		☒ 36 month

2. TESTING CONTRACTOR INFORMATION

Company Name:	Jenal Engineering Corporation		
Technician Conducting Test:	Keegan Slatten		
Credentials:	☒ CSLB Licensed Contractor	☐ SWRCB Licensed Tank Tester	
License Type:	A	License Number: 602806, Hazmat 4257	

Manufacturer Training

Manufacturer	Component(s)	Date Training Expires
INCON TS-STS	9245003702 (Keegan Slatten)	01/10/2013

3. SUMMARY OF TEST RESULTS

Component	Pass	Fail	Not Tested	Repairs Made	Component	Pass	Fail	Not Tested	Repairs Made
(T-1) RUL – Annular	☒	☐	☐	☐	(T-1) RUL – Spill Overfill Box Fill	☒	☐	☐	☐
(T-2) Diesel – Annular	☒	☐	☐	☐	(T-1) RUL – Spill Overfill Box Vapor	☒	☐	☐	☐
(T-1) RUL – Secondary Piping	☒	☐	☐	☐	(T-2) Diesel – Spill Overfill Box Fill	☒	☐	☐	☐
(T-2) Diesel – Secondary Piping	☒	☐	☐	☐	Vent Containment box	☒	☐	☐	☐
(T-1) RUL – Vapor Secondary Piping	☒	☐	☐	☐		☐	☐	☐	☐
(T-1) RUL – Vent Secondary Piping	☒	☐	☐	☐		☐	☐	☐	☐
(T-2) Diesel – Vent Secondary Piping	☒	☐	☐	☐		☐	☐	☐	☐
(T-1) RUL – Piping Sump	☒	☐	☐	☐		☐	☐	☐	☐
(T-2) Diesel – Piping Sump	☒	☐	☐	☐		☐	☐	☐	☐
Dispenser #1/2 UDC	☒	☐	☐	☐		☐	☐	☐	☐
Dispenser #3/4 UDC	☒	☐	☐	☐		☐	☐	☐	☐
(T-1) RUL – Fill Sump	☒	☐	☐	☐		☐	☐	☐	☐
(T-2) Diesel – Fill Sump	☒	☐	☐	☒		☐	☐	☐	☐

If hydrostatic testing was performed, describe what was done with the water after completion of tests:

All rinse aid was drummed and left on site.

CERTIFICATION OF TECHNICIAN RESPONSIBLE FOR CONDUCTING THIS TESTING

To the best of my knowledge, the facts stated in this document are accurate and in full compliance with legal requirements

Technician's Signature: Keegan Slatten Date: July 6, 2011

4. TANK ANNULAR TESTING

Test Method Developed By:	☒ Tank Manufacturer ☒ Industry Standard ☐ Professional Engineer ☐ Other *(Specify)*			
Test Method Used:	☐ Pressure ☒ Vacuum ☐ Hydrostatic ☐ Other *(Specify)*			
Test Equipment Used: MARSH P0105 PNEUMATIC GAUGE			Equipment Resolution: +/- .05% F.S.	
	Tank #1 (Gas)	**Tank #2 (Diesel)**		
Is Tank Exempt From Testing?[1]	☐ Yes ☒ No	☐ Yes ☒ No	☐ Yes ☐ No	☐ Yes ☐ No
Tank Capacity:	**6,000 Gallons**	**4,000 Gallons**		
Tank Material:	**Steel**	**Steel**		
Tank Manufacturer:				
Product Stored:	**Gasoline**	**Diesel**		
Wait time between applying pressure/vacuum/water and starting test:	**30 Minutes.**	**30 Minutes.**		
Test Start Time:	**8:45 am**	**8:45 am**		
Initial Reading (R_I):	**15" hg**	**15" hg**		
Test End Time:	**9:45 am**	**9:45 am**		
Final Reading (R_F):	**15" hg**	**15" hg**		
Test Duration:	**1 Hour**	**1 Hour**		
Change in Reading (R_F-R_I):	**0" hg vac**	**0" hg vac**		
Pass/Fail Threshold or Criteria:	**+/- 0.00**	**+/- 0.00**		
Test Result:	☒ **Pass** ☐ **Fail**	☒ **Pass** ☐ **Fail**		
Was sensor removed for testing?	☒ Yes ☐ No ☐ NA	☒ Yes ☐ No ☐ NA		
Was sensor properly replaced and verified functional after testing?	☒ Yes ☐ No ☐ NA	☒ Yes ☐ No ☐ NA		

Comments – *(include information on repairs made prior to testing, & recommended follow-up for failed tests)*

[1] Secondary containment systems where the continuous monitoring automatically monitors both the primary and secondary containment, such as systems that are hydrostatically monitored or under constant vacuum, are exempt from periodic containment testing. {California Code of Regulations, Title 23, Section 2637(a)(6)}

5. SECONDARY PIPE TESTING

Test Method Developed By:	☒ Piping Manufacturer	☐ Industry Standard	☐ Professional Engineer	☐ Other *(Specify)*
Test Method Used:	☒ Pressure	☐ Vacuum	☐ Hydrostatic	☐ Other *(Specify)*
Test Equipment Used: MARSH P0140 PNEUMATIC GAUGE			Equipment Resolution: +/- .05% F.S.	

	Piping Run #(T-1) RUL	Piping Run #(T-2) Dsl	RUL Vapor Line	RUL Vent Line
Piping Material:	Fiberglass	Fiberglass	Fiberglass	Fiberglass
Piping Manufacturer:	A. O. Smith	A. O. Smith	A. O. Smith	A. O. Smith
Piping Diameter:	3" over 2"	3" over 2"	4" over 3"	3" over 2"
Length of Piping Run:	28'	18'	28'	50'
Product Stored:	Gasoline	Diesel	Gasoline	N/A
Method and location of piping-run isolation:	At turbine & in dispenser	At turbine & in dispenser	At turbine & in dispenser	At turbine sump
Wait time between applying pressure/vacuum/water and starting test:	15 Minutes	15 Minutes	15 Minutes	15 Minutes
Test Start Time:	9:30 am	9:30 am	9:30 am	9:00 am
Initial Reading (R_I):	5.0 psi	5.0 psi	5.0 psi	5.0 psi
Test End Time:	10:30 am	10:30 am	10:30 am	10:00 am
Final Reading (R_F):	5.0 psi	5.0 psi	5.0 psi	5.0 psi
Test Duration:	1 Hour	1 Hour	1 Hour	1 Hour
Change in Reading (R_F-R_I):	0.00	0.00	0.00	0.00
Pass/Fail Threshold or Criteria:	+/-0.00	+/-0.00	+/-0.00	+/-0.00
Test Result:	☒ Pass ☐ Fail	☒ Pass ☐ Fail	☒ Pass ☐ Fail	☒ Pass ☐ Fail

Comments – *(include information on repairs made prior to testing, and recommended follow-up for failed tests)*

5. SECONDARY PIPE TESTING

Test Method Developed By:	☒ Piping Manufacturer ☐ Industry Standard ☐ Professional Engineer ☐ Other *(Specify)*			
Test Method Used:	☒ Pressure ☐ Vacuum ☐ Hydrostatic ☐ Other *(Specify)*			
Test Equipment Used: MARSH P0140 PNEUMATIC GAUGE			Equipment Resolution: +/- .05% F.S.	
	Diesel Vent Line			
Piping Material:	**Fiberglass**			
Piping Manufacturer:	**A. O. Smith**			
Piping Diameter:	**3" over 2"**			
Length of Piping Run:	**45'**			
Product Stored:	**N/A**			
Method and location of piping-run isolation:	**At turbine sump**			
Wait time between applying pressure/vacuum/water and starting test:	**15 Minutes**			
Test Start Time:	**9:00 am**			
Initial Reading (R_I):	**5.0 psi**			
Test End Time:	**10:00 am**			
Final Reading (R_F):	**5.0 psi**			
Test Duration:	**1 Hour**			
Change in Reading (R_F-R_I):	**0.00**			
Pass/Fail Threshold or Criteria:	**+/-0.00**			
Test Result:	☒ **Pass** ☐ **Fail**			

Comments – *(include information on repairs made prior to testing, and recommended follow-up for failed tests)*

6. PIPING SUMP TESTING

Test Method Developed By:	☐ Sump Manufacturer	☒ Industry Standard	☐ Professional Engineer
	☐ Other *(Specify)*		
Test Method Used:	☐ Pressure	☐ Vacuum	☒ Hydrostatic
	☐ Other *(Specify)*		
Test Equipment Used: INCON TS-STS		Equipment Resolution: +/- .0001	

	Sump #1 – RUL	Sump #2 – DSL		
Sump Diameter:	48"	48"		
Sump Depth:	29.25"	28"		
Sump Material:	Fiberglass	Fiberglass		
Height from Tank Top to Top of Highest Piping Penetration:	10.5"	10"		
Height from Tank Top to Lowest Electrical Penetration:	6"	2.5"		
Condition of sump prior to testing:	Fair	Fair		
Portion of Sump Tested[2]	Approx. 50 %	Approx. 50 %		
Does turbine shut down when sump sensor detects liquid (both product and water)?*	☒ Yes ☐ No ☐ NA	☒ Yes ☐ No ☐ NA		
Turbine shutdown response time				
Is system programmed for fail-safe shutdown?*	☒ Yes ☐ No ☐ NA	☒ Yes ☐ No ☐ NA		
Was fail-safe verified to be operational?*	☒ Yes ☐ No ☐ NA	☒ Yes ☐ No ☐ NA		
Wait time between applying pressure/vacuum/water and starting test:	30 Minutes	30 Minutes		
Test Start Time:	11:55am 12:11am	10:50am 11:08am		
Initial Reading (R_I):	5.3887 5.3887	5.3435 5.3435		
Test End Time:	12:10am 12:26am	11:06am 11:23am		
Final Reading (R_F):	5.3887 5.3888	5.3435 5.3434		
Test Duration:	15 minutes x 2	15 minutes x 2		
Change in Reading (R_F-R_I):	0.0000 0.0001	0.0000 -0.0001		
Pass/Fail Threshold or Criteria:	+/- .0020	+/- .0020		
Test Result:	☒ **Pass** ☐ **Fail**	☒ **Pass** ☐ **Fail**		
Was sensor removed for testing?	☒ Yes ☐ No ☐ NA	☒ Yes ☐ No ☐ NA		
Was sensor properly replaced and verified functional after testing?	☒ Yes ☐ No ☐ NA	☒ Yes ☐ No ☐ NA		

Comments – *(include information on repairs made prior to testing, and recommended follow-up for failed tests)*

[2] If the entire depth of the sump is not tested, specify how much was tested. If the answer to any of the questions indicated with an asterisk (*) is "NO" or "NA", the entire sump must be tested. (See SWRCB LG-160)

7. UNDER-DISPENSER CONTAINMENT (UDC) TESTING

Test Method Developed By:	☒ UDC Manufacturer	☒ Industry Standard	☐ Professional Engineer
	☐ Other *(Specify)*		
Test Method Used:	☐ Pressure	☐ Vacuum	☒ Hydrostatic
	☐ Other *(Specify)*		
Test Equipment Used: INCON TS-STS		Equipment Resolution: +/- .0001	

	UDC #1/2	UDC #3/4	Vent Box	
UDC Manufacturer:	Bravo	Bravo	Bravo	
UDC Material:	Fiberglass	Fiberglass	Fiberglass	
UDC Depth:	29.25"	29.25"	24"	
Height from UDC Bottom to Top of Highest Piping Penetration:	12.5"	12.5"	13"	
Height from UDC Bottom to Lowest Electrical Penetration:	4"	4"	N/A	
Condition of UDC prior to testing:	Good	Good	Good	
Portion of UDC Tested[3]	Approx. 80 %	Approx. 80 %	Approx. 50%	
Does turbine shut down when UDC sensor detects liquid (both product and water)?*	☒ Yes ☐ No ☐ NA	☒ Yes ☐ No ☐ NA	N/A	
Turbine shutdown response time				
Is system programmed for fail-safe shutdown?*	☒ Yes ☐ No ☐ NA	☒ Yes ☐ No ☐ NA	N/A	
Was fail-safe verified to be operational?*	☒ Yes ☐ No ☐ NA	☒ Yes ☐ No ☐ NA	N/A	
Wait time between applying pressure/vacuum/water and starting test	30 Minutes	30 Minutes	30 Minutes	
Test Start Time:	9:05am 9:24am	9:05am 9:24am	11:55 12:11	
Initial Reading (R_I):	4.4103 4.4099	6.6205 6.6204	6.1815 6.1816	
Test End Time:	9:21am 9:39am	9:21am 9:39am	12:10 12:26	
Final Reading (R_F):	4.4101 4.4098	6.6204 6.6203	6.1814 6.1815	
Test Duration:	15 Minutes x 2	15 Minutes x 2	15 Minutes x 2	
Change in Reading (R_F-R_I):	-0.0002 -0.0001	-.0001 -.0001	-0.0001 -0.0001	
Pass/Fail Threshold or Criteria:	+/- .0020	+/- .0020	+/- .0020	
Test Result:	☒ Pass ☐ Fail	☒ Pass ☐ Fail	☒ Pass ☐ Fail	
Was sensor removed for testing?	☒ Yes ☐ No ☐ NA	☒ Yes ☐ No ☐ NA	☒ Yes ☐ No ☐ NA	
Was sensor properly replaced and verified functional after testing?	☒ Yes ☐ No ☐ NA	☒ Yes ☐ No ☐ NA	☒ Yes ☐ No ☐ NA	

Comments – *(include information on repairs made prior to testing, and recommended follow-up for failed tests)*

[3] If the entire depth of the UDC is not tested, specify how much was tested. If the answer to any of the questions indicated with an asterisk (*) is "NO" or "NA", the entire UDC must be tested. (See SWRCB LG-160)

8. FILL RISER CONTAINMENT SUMP TESTING

Facility is Not Equipped With Fill Riser Containment Sumps ☐				
Fill Riser Containment Sumps are Present, but were Not Tested ☐				
Test Method Developed By:	☐ Sump Manufacturer ☒ Industry Standard ☐ Professional Engineer ☐ Other *(Specify)*			
Test Method Used:	☐ Pressure ☐ Vacuum ☒ Hydrostatic ☐ Other *(Specify)*			
Test Equipment Used: INCON TS-STS			Equipment Resolution: +/- .0001	
	Sump #1 – RUL	**Sump #2 – DSL**		
Sump Diameter:	**48"**	**48"**	**48"**	
Sump Depth:	**37"**	**36"**	**36"**	
Height from Tank Top to Top of Highest Piping Penetration:	**N/A**	**N/A**	**N/A**	
Height from Tank Top to Lowest Electrical Penetration:	**4"**	**4"**	**4"**	
Condition of sump prior to testing:	**Fair**	**Fair**	**Fair**	
Portion of Sump Tested	**Approx. 30 %**	**Approx. 30 %**	**Approx. 30 %**	
Sump Material:	**Fiberglass**	**Fiberglass**	**Fiberglass**	
Wait time between applying pressure/vacuum/water and starting test:	**30 minutes**	**30 minutes**	**30 minutes (Retest)**	
Test Start Time:	**11:55am 12:11am**	**Failed Initial**	**12:27pm 12:43pm**	
Initial Reading (R_I):	**6.9366 6.9350**		**5.7966 5.7969**	
Test End Time:	**12:10am 12:26am**		**12:42pm 12:58pm**	
Final Reading (R_F):	**6.9366 6.9341**		**5.7970 5.7969**	
Test Duration:	**15 Minutes x 2**	**15 Minutes x 2**	**15 Minutes x 2**	
Change in Reading (R_F-R_I):	**+/-.0000 -0.0009**		**0.0004 +/-0.0000**	
Pass/Fail Threshold or Criteria:	**+/- .0020**	**+/- .0020**	**+/- .0020**	
Test Result:	☒ **Pass** ☐ **Fail**	☐ **Pass** ☒ **Fail**	☒ **Pass** ☐ **Fail**	
Is there a sensor in the sump?	☒ Yes ☐ No ☐ NA	☒ Yes ☐ No ☐ NA	☒ Yes ☐ No ☐ NA	
Does the sensor alarm when either product or water is detected?	☒ Yes ☐ No ☐ NA	☒ Yes ☐ No ☐ NA	☒ Yes ☐ No ☐ NA	
Was sensor removed for testing?	☒ Yes ☐ No ☐ NA	☒ Yes ☐ No ☐ NA	☒ Yes ☐ No ☐ NA	
Was sensor properly replaced and verified functional after testing?	☒ Yes ☐ No ☐ NA	☒ Yes ☐ No ☐ NA	☒ Yes ☐ No ☐ NA	

Comments – *(include information on repairs made prior to testing, and recommended follow-up for failed tests)*

Diesel Fill sump failed initial test runs performed on 07/06/2011. Minor maintenance conducted on 7/11/2011, retested, two consecutive tests obtained. See tape runs attached.

9. SPILL/OVERFILL CONTAINMENT BOXES

Facility is Not Equipped With Spill/Overfill Containment Boxes ☐						
Spill/Overfill Containment Boxes are Present, but were Not Tested ☒						
Test Method Developed By:	☒ Spill Bucket Manufacturer ☒ Industry Standard ☐ Professional Engineer ☐ Other *(Specify)*					
Test Method Used:	☐ Pressure ☐ Vacuum ☒ Hydrostatic ☐ Other *(Specify)*					
Test Equipment Used: INCON TS-STS				Equipment Resolution: +/- .0001		
	T-1, RUL Fill		**T-1, RUL Vapor**		**T-2, Diesel Fill**	
Bucket Diameter:	**12"**		**12"**		**12"**	
Bucket Depth:	**15.5"**		**15.5"**		**13.5"**	
Wait time between applying pressure/vacuum/water and starting test:	**30 minutes**		**30 minutes**		**30 minutes**	
Test Start Time:	**10:06am**	**10:27am**	**10:06am**	**10:27am**	**10:06am**	**10:27am**
Initial Reading (R_I):	**2.7017**	**2.7012**	**5.0531**	**5.0523**	**4.6912**	**4.6910**
Test End Time:	**10:21am**	**11:42am**	**10:21am**	**10:42am**	**10:21am**	**10:42am**
Final Reading (R_F):	**2.7011**	**2.7010**	**5.0526**	**5.0536**	**4.6912**	**4.6909**
Test Duration:	**15 minutes x 2**		**15 minutes x 2**		**15 minutes x 2**	
Change in Reading (R_F-R_I):	**-.0006**	**+.0002**	**-.0005**	**0.0013**	**+/-.0000**	**-0.0001**
Pass/Fail Threshold or Criteria:	**+/- .0020**		**+/- .0020**		**+/- .0020**	
Test Result:	☒ **Pass** ☐ **Fail**		☒ **Pass** ☐ **Fail**		☒ **Pass** ☐ **Fail**	

Comments – *(include information on repairs made prior to testing, and recommended follow-up for failed tests)*

Send Completed Form to:
County of San Diego, Department of Environmental Health, Hazardous Materials Division
UST Group
P.O. Box 129261
San Diego CA 92112-9261

(A)

CITY OF POWAY
14415 LAKE POWAY RD

07/11/2011 12:27 PM

SUMP LEVEL REPORT

SUMP DIE FS 5.787 IN

(B)

CITY OF POWAY
14415 LAKE POWAY RD

07/11/2011 12:42 PM

SUMP LEAK TEST REPORT

DIE FS

TEST STARTED	12:27 PM
TEST STARTED	07/11/2011
BEGIN LEVEL	5.7966 IN
END TIME	12:42 PM
END DATE	07/11/2011
END LEVEL	5.7970 IN
LEAK THRESHOLD	0.002 IN
TEST RESULT	PASSED

CITY OF POWAY
14415 LAKE POWAY RD

07/11/2011 12:58 PM

SUMP LEAK TEST REPORT

DIE FS

TEST STARTED	12:43 PM
TEST STARTED	07/11/2011
BEGIN LEVEL	5.7969 IN
END TIME	12:58 PM
END DATE	07/11/2011
END LEVEL	5.7969 IN
LEAK THRESHOLD	0.002 IN
TEST RESULT	PASSED

CITY OF POWAY
14415 LAKE POWAY RD

07/06/2011 9:21 AM

SUMP LEAK TEST REPORT

UDC 1-2

TEST STARTED	9:05 AM
TEST STARTED	07/06/2011
BEGIN LEVEL	4.4103 IN
END TIME	9:21 AM
END DATE	07/06/2011
END LEVEL	4.4101 IN
LEAK THRESHOLD	0.002 IN
TEST RESULT	PASSED

UDC 3-4

TEST STARTED	9:05 AM
TEST STARTED	07/06/2011
BEGIN LEVEL	6.6205 IN
END TIME	9:21 AM
END DATE	07/06/2011
END LEVEL	6.6204 IN
LEAK THRESHOLD	0.002 IN
TEST RESULT	PASSED

CITY OF POWAY
14415 LAKE POWAY RD

07/06/2011 9:39 AM

SUMP LEAK TEST REPORT

UDC 1-2

TEST STARTED	9:24 AM
TEST STARTED	07/06/2011
BEGIN LEVEL	4.4099 IN
END TIME	9:39 AM
END DATE	07/06/2011
END LEVEL	4.4098 IN
LEAK THRESHOLD	0.002 IN
TEST RESULT	PASSED

UDC 3-4

TEST STARTED	9:24 AM
TEST STARTED	07/06/2011
BEGIN LEVEL	6.6204 IN
END TIME	9:39 AM
END DATE	07/06/2011
END LEVEL	6.6203 IN
LEAK THRESHOLD	0.002 IN
TEST RESULT	PASSED

POWAY TAPE 2011

CITY OF POWAY
14415 LAKE POWAY RD

07/06/2011 12:10 PM

SUMP LEAK TEST REPORT

87 STP

TEST STARTED	11:55 AM
TEST STARTED	07/06/2011
BEGIN LEVEL	5.3887 IN
END TIME	12:10 PM
END DATE	07/06/2011
END LEVEL	5.3887 IN
LEAK THRESHOLD	0.002 IN
TEST RESULT	PASSED

87 FS

TEST STARTED	11:55 AM
TEST STARTED	07/06/2011
BEGIN LEVEL	6.9366 IN
END TIME	12:10 PM
END DATE	07/06/2011
END LEVEL	6.9366 IN
LEAK THRESHOLD	0.002 IN
TEST RESULT	PASSED

VENTBOX

TEST STARTED	11:55 AM
TEST STARTED	07/06/2011
BEGIN LEVEL	6.1815 IN
END TIME	12:10 PM
END DATE	07/06/2011
END LEVEL	6.1814 IN
LEAK THRESHOLD	0.002 IN
TEST RESULT	PASSED

CITY OF POWAY
14415 LAKE POWAY RD

07/06/2011 12:26 PM

SUMP LEAK TEST REPORT

87 STP

TEST STARTED	12:11 PM
TEST STARTED	07/06/2011
BEGIN LEVEL	5.3887 IN
END TIME	12:26 PM
END DATE	07/06/2011
END LEVEL	5.3888 IN
LEAK THRESHOLD	0.002 IN
TEST RESULT	PASSED

87 FS

TEST STARTED	12:11 PM
TEST STARTED	07/06/2011
BEGIN LEVEL	6.9350 IN
END TIME	12:26 PM
END DATE	07/06/2011
END LEVEL	6.9341 IN
LEAK THRESHOLD	0.002 IN
TEST RESULT	PASSED

VENTBOX

TEST STARTED	12:11 PM
TEST STARTED	07/06/2011
BEGIN LEVEL	6.1816 IN
END TIME	12:26 PM
END DATE	07/06/2011
END LEVEL	6.1815 IN
LEAK THRESHOLD	0.002 IN
TEST RESULT	PASSED

DIE STP

TEST STARTED	10:50 AM
TEST STARTED	07/06/2011
BEGIN LEVEL	5.3435 IN
END TIME	11:06 AM
END DATE	07/06/2011
END LEVEL	5.3435 IN
LEAK THRESHOLD	0.002 IN
TEST RESULT	PASSED

DIE STP

TEST STARTED	11:08 AM
TEST STARTED	07/06/2011
BEGIN LEVEL	5.3435 IN
END TIME	11:23 AM
END DATE	07/06/2011
END LEVEL	5.3434 IN
LEAK THRESHOLD	0.002 IN
TEST RESULT	PASSED

CITY OF POWAY
14415 LAKE POWAY RD

07/06/2011 10:22 AM

SUMP LEAK TEST REPORT

87 FB

TEST STARTED	10:06 AM
TEST STARTED	07/06/2011
BEGIN LEVEL	2.7017 IN
END TIME	10:21 AM
END DATE	07/06/2011
END LEVEL	2.7011 IN
LEAK THRESHOLD	0.002 IN
TEST RESULT	PASSED

87 VB

TEST STARTED	10:06 AM
TEST STARTED	07/06/2011
BEGIN LEVEL	5.0531 IN
END TIME	10:21 AM
END DATE	07/06/2011
END LEVEL	5.0526 IN
LEAK THRESHOLD	0.002 IN
TEST RESULT	PASSED

DIE FB

TEST STARTED	10:06 AM
TEST STARTED	07/06/2011
BEGIN LEVEL	4.6912 IN
END TIME	10:21 AM
END DATE	07/06/2011
END LEVEL	4.6912 IN
LEAK THRESHOLD	0.002 IN
TEST RESULT	PASSED

CITY OF POWAY
14415 LAKE POWAY RD

07/06/2011 10:42 AM

SUMP LEAK TEST REPORT

87 FB

TEST STARTED	10:27 AM
TEST STARTED	07/06/2011
BEGIN LEVEL	2.7012 IN
END TIME	10:42 AM
END DATE	07/06/2011
END LEVEL	2.7010 IN
LEAK THRESHOLD	0.002 IN
TEST RESULT	PASSED

87 VB

TEST STARTED	10:27 AM
TEST STARTED	07/06/2011
BEGIN LEVEL	5.0523 IN
END TIME	10:42 AM
END DATE	07/06/2011
END LEVEL	5.0536 IN
LEAK THRESHOLD	0.002 IN
TEST RESULT	PASSED

DIE FB

TEST STARTED	10:27 AM
TEST STARTED	07/06/2011
BEGIN LEVEL	4.6910 IN
END TIME	10:42 AM
END DATE	07/06/2011
END LEVEL	4.6909 IN
LEAK THRESHOLD	0.002 IN
TEST RESULT	PASSED

SAN DIEGO COUNTY
DEPARTMENT OF ENVIRONMENTAL HEALTH-CUPA
HAZARDOUS MATERIALS DIVISION
P.O. BOX 129261, SAN DIEGO, CA 92112-9261
1-800-253-9933 (619) 338-2222 FAX (619) 338-2377

HAZARDOUS MATERIALS BUSINESS PLAN CERTIFICATION

The California Health & Safety Code (H&SC), Division 20, Chapter 6.95, Section 25505 provides for the following:
The San Diego County, Department of Environmental Health, Hazardous Materials Division (HMD), as the administering agency, requires a business that handles hazardous materials to submit the hazardous materials inventory, a list of emergency contacts, and a site plan, **in lieu of a complete Hazardous Materials Business Plan (HMBP)**, only after the initial submittal of a complete HMBP. The business must certify that a complete HMBP has been prepared and is maintained at the site where the hazardous materials are stored. A complete HMBP includes the items to be submitted to the HMD and an Emergency Response Plan and Employee Training Plan, as established in H&SC Section 25504. The business must also annually certify that the HMBP is current and maintained on site. See Back for instructions and further clarification.

I. IDENTIFICATION

FACILITY ID# 3 7 0 0 0 0 4 1 2 2 0 1 — IQ5397

BUSINESS NAME (Same as FACILITY NAME or DBA – Doing Business As)
City of Poway - Fleet Maintenance

BUSINESS SITE ADDRESS 103
14415 Lake Poway Road

CITY 104: Poway | CA | ZIP CODE 105: 92064

II. CERTIFICATION STATEMENT

☐ **CARCINOGEN/REPRODUCTIVE TOXIN ANNUAL RENEWAL WITHOUT CHANGES:** This is an annual renewal to certify that the list of carcinogens and/or reproductive toxins last provided is a current list as specified in the San Diego County Code of Regulatory Ordinances Section 68.1113.

Check only one of the following boxes:

☐ **INITIAL CERTIFICATION:** This is to certify (H&SC Section 25505(e)(1)) that a complete HMBP, which includes the hazardous materials inventory, a list of emergency contacts, a site plan, emergency response plan, and employee training plan, has been prepared and is maintained at the site where the hazardous materials are stored.

☐ **ANNUAL CERTIFICATION WITHOUT CHANGES:** This is an annual certification (H&SC Section 25505(d)&(e)(2)) that the HMBP, which includes the hazardous materials inventory, a list of emergency contacts, a site plan, emergency response plan, and employee training plan, is current and includes all the information required in H&SC Section 25504, and 25509, and is maintained at the site where the hazardous materials are stored.

☒ **CERTIFICATION OF CHANGES/REVISIONS:** This is to certify that the HMBP has been reviewed (H&SC Section 25505(c) & 25510) and all necessary changes/revisions have been made. The HMBP is current and is maintained at the site where the hazardous materials are stored. Attached are changes to the hazardous materials inventory and/or list of emergency contacts. For site map revisions, submit only the pages that have a change or revision and attach to this certification. This submittal satisfies annual certification requirements specified in H&SC Section 25505(d)&(e)(2).

AS AN AUTHORIZED REPRESENTATIVE, I CERTIFY UNDER THE PENALTY OF LAW, THAT I HAVE PERSONALLY EXAMINED AND AM FAMILIAR WITH THE INFORMATION SUBMITTED AND BELIEVE THE INFORMATION IS TRUE, ACCURATE, AND COMPLETE.

SIGNATURE OF OWNER/OPERATOR OR DESIGNATED REPRESENTATIVE	DATE
Tony Bowers	2/22/11
NAME OF SIGNER (print): Tony Bowers	TITLE OF SIGNER: Fleet Supervisor

OFFICE USE — INSTRUCTIONS TO CLERICAL STAFF FOR HMBP ACCEPTANCE

☒ Site Map	3/17/11	*Note: Indicate the date that the inventory and/or ER contact information in the KIVA database was reviewed and changes were submitted for processing. If the inventory and ER contact information are exactly the same as it is recorded in KIVA, no changes need to be submitted.
☐ *Emergency Contacts	/ /	
☒ *Chemical Inventory	3/17/11	

Hazardous Materials Business Plan acceptance date will be changed to the acceptance date on new site map.
A letter will be mailed to business after processing of site map updates.

OFFICE USE

HIRT SITE ☐**

FIRE DIST._____

Specialist's Signature: (only required for new plans or for changes to site maps, chemical inventory and/or emergency contacts) TWash

REMARKS:_____

** If HIRT box is checked, follow HIRT policy to indicate on the inventory forms which hazardous materials make this a HIRT site.

DEH:HM-953 (06/04) NCR Distribution: White – HMD; Yellow - Business Retains

County of San Diego

To file 105397

DEPARTMENT OF ENVIRONMENTAL HEALTH-HAZARDOUS MATERIALS DIVISION
P.O. BOX 129261, SAN DIEGO, CA 92112-9261
(619) 338-2222 FAX (619) 338-2377; 1-800-253-9933

UNDERGROUND STORAGE TANK MONITORING SYSTEM CERTIFICATION

Authority Cited: Chapter 6.7, Health and Safety Code; Chapter 16, Division 3, Title 23, California Code of Regulations

This form must be used to document installation, testing and servicing of monitoring equipment. A separate certification or report must be prepared for each monitoring system control panel by the technician who performs the work. A copy of this form must be provided to the tank system owner/operator. The owner/operator must submit a copy of this form to the local agency regulating UST systems within 30 days of test date.

Plan Check Number: N/A **Permit Number: 105397**

A. General Information

Facility Name: City of Poway Bldg. No.:

Site Address: 14415 Lake Poway Rd. City: Poway Zip: 92064-

Facility Contact Person: Tony Bowers Contact Phone No.: (858) 668-4745

Make/Model of Monitoring System: Veeder-Root TLS 350 Date of Testing/Servicing: 16-Mar-11

B. Inventory of Equipment Tested/Certified: Check the appropriate boxes to indicate specific equipment installed/ inspected serviced:

Tank ID: T-1 87 Unleaded ☒ In-Tank Gauging Probe Model: 864390-107 ☒ Annular Space or Vault Sensor Model: 794390-420 ☒ Piping Sump / Trench Sensor(s) Model: 794380-208 ☒ Fill Sump Sensor(s) Model: 794380-208 ☒ Mechanical Line Leak Detector Model: Red Jacket FX ☐ Electronic Line Leak Detector Model: ☐ Tank Overfill / High-Level Sensor Model: ☐ Other (specify equipment type and model in Section E on Page 2).	**Tank ID:** T-2 Diesel ☒ In-Tank Gauging Probe Model: 864390-107 ☒ Annular Space or Vault Sensor Model: 794390-420 ☒ Piping Sump / Trench Sensor(s) Model: 794380-208 ☒ Fill Sump Sensor(s) Model: 794380-208 ☒ Mechanical Line Leak Detector Model: Red Jacket FX ☐ Electronic Line Leak Detector Model: ☐ Tank Overfill / High-Level Sensor Model: ☐ Other (specify equipment type and model in Section E on Page 2).
Tank ID: ☐ In-Tank Gauging Probe Model: ☐ Annular Space or Vault Sensor Model: ☐ Piping Sump / Trench Sensor(s) Model: ☐ Fill Sump Sensor(s) Model: ☐ Mechanical Line Leak Detector Model: ☐ Electronic Line Leak Detector Model: ☐ Tank Overfill / High-Level Sensor Model: ☐ Other (specify equipment type and model in Section E on Page 2).	**Tank ID:** ☐ In-Tank Gauging Probe Model: ☐ Annular Space or Vault Sensor Model: ☐ Piping Sump / Trench Sensor(s) Model: ☐ Fill Sump Sensor(s) Model: ☐ Mechanical Line Leak Detector Model: ☐ Electronic Line Leak Detector Model: ☐ Tank Overfill / High-Level Sensor Model: ☐ Other (specify equipment type and model in Section E on Page 2).
Dispenser ID: #1/2 ☒ Dispenser Containment Sensor(s). Model: 794380-208 ☒ Shear Valve(s). ☐ Dispenser Containment Float(s) and Chain(s).	**Dispenser ID:** #3/4 ☒ Dispenser Containment Sensor(s). Model: 794380-208 ☒ Shear Valve(s). ☐ Dispenser Containment Float(s) and Chain(s).
Dispenser ID: ☐ Dispenser Containment Sensor(s). Model: ☐ Shear Valve(s). ☐ Dispenser Containment Float(s) and Chain(s).	**Dispenser ID:** ☐ Dispenser Containment Sensor(s). Model: ☐ Shear Valve(s). ☐ Dispenser Containment Float(s) and Chain(s).
Dispenser ID: ☐ Dispenser Containment Sensor(s). Model: ☐ Shear Valve(s). ☐ Dispenser Containment Float(s) and Chain(s).	**Dispenser ID:** ☐ Dispenser Containment Sensor(s). Model: ☐ Shear Valve(s). ☐ Dispenser Containment Float(s) and Chain(s).

*If the facility contains more tanks or dispensers, copy this form. Include information for every tank and dispenser at the facility.

C. Certification - I certify that the equipment identified in this document was installed/inspected/serviced in accordance with the manufacturers' guidelines. Attached to this Certification is information (e.g. manufacturers' checklists) necessary to verify that this information is correct and a Plot Plan showing the layout of monitoring equipment. For any equipment capable of generating such reports, I have also attached a copy of the report *(check all that apply)*: ☐ Copy of the report ☒ System set-up ☒ Alarm history report

Technician Name (print): Keegan Slatten

Signature: Keegan Slatten

Certification No.: 633106 License No.: 602806-A

Testing Company Name: Jenal Engineering Corporation Phone No.: (619) 697-2200 x

Testing Company Address: P O Box 459 Lemon Grove, CA 91946-0459 Date of Testing/Servicing: 16-Mar-11

D. Results of Testing/Servicing

Permit Number: 105397

Software Version Installed: 122.00

Complete the following checklist:

☒ Yes	☐ No*	Is the audible alarm operational?
☒ Yes	☐ No*	Is the visual alarm operational?
☒ Yes	☐ No*	Were all sensors visually inspected, functionally tested, and confirmed operational?
☒ Yes	☐ No*	Were all sensors installed at lowest point of secondary containment and positioned so that other equipment will not interfere with their proper operation?
☐ Yes	☐ No* ☒ N/A	If alarms are relayed to a remote monitoring station, is all communications equipment (e.g. modem) operational?
☒ Yes	☐ No* ☐ N/A	For pressurized piping systems, does the turbine automatically shut down if the piping secondary containment monitoring system detects a leak, fails to operate, or is electrically disconnected? If yes: which sensors initiate positive shutdown? *(Check all that apply)* ☒ Sump/Trench Sensors; ☒ Dispenser Containment Sensors. Did you confirm positive shutdown due to leaks and sensor failure/disconnection? ☒ Yes; ☐ No.
☒ Yes	☐ No* ☐ N/A	For tank systems that utilize the monitoring system as the primary tank overfill warning device (i.e. no mechanical overfill prevention valve is installed), is the overfill warning alarm visible and audible at the tank fill point(s) and operating properly? If so, at what percent of tank capacity does the alarm trigger? 90%
☐ Yes*	☒ No	Was any monitoring equipment replaced? If yes, identify specific sensors, probes, or other equipment replaced and list the manufacturer name and model for all replacement parts in Section E, below.
☐ Yes*	☒ No	Was liquid found inside any secondary containment systems designed as dry systems? *(Check all that apply)* ☐ Product; ☐ Water. If yes, describe causes in Section E, below.
☒ Yes	☐ No*	Was monitoring system set-up reviewed to ensure proper settings? Attach set up reports, if applicable
☒ Yes	☐ No*	Is all monitoring equipment operational per manufacturer's specifications?

*** In Section E below, describe how and when these deficiencies were or will be corrected.**

E. Comments (500 characters max. add additional sheets if needed): **L-6 annular sensor float sticking. Clean sensor and test. (Ok)**

UNDERGROUND STORAGE TANK MONITORING SYSTEM CERTIFICATION

F. In-Tank Gauging / SIR Equipment: **Permit Number:** 105397

☐ Check this box if tank gauging is used only for inventory control

☐ Check this box if no tank gauging or SIR equipment is installed

This section must be completed if in-tank gauging equipment is used to perform leak detection monitoring.

Complete the following checklist:

☒ Yes	☐ No*	Has all input wiring been inspected for proper entry and termination, including testing for ground faults?
☒ Yes	☐ No*	Were all tank gauging probes visually inspected for damage and residue buildup?
☒ Yes	☐ No*	Was accuracy of system product level readings tested?
☒ Yes	☐ No*	Was accuracy of system water level readings tested?
☒ Yes	☐ No*	Were all probes reinstalled properly?
☒ Yes	☐ No*	Were all items on the equipment manufacturer's maintenance checklist completed?

*** In Section H below, describe how and when these deficiencies were or will be corrected.**

G. Line Leak Detectors (LLD): ☐ Check this box if LLDs are not installed.

Complete the following checklist:

☒ Yes	☐ No* ☐ N/A	For equipment start-up or annual equipment certification, was a leak simulated to verify LLD performance? *(Check all that apply)* Simulated leak rate: ☒ 3 g.p.h.; ☐ 0.1 g.p.h. ; ☐ 0.2 g.p.h.
☒ Yes	☐ No*	Were all LLDs confirmed operational and accurate within regulatory requirements?
☒ Yes	☐ No*	Was the testing apparatus properly calibrated?
☒ Yes	☐ No* ☐ N/A	For mechanical LLDs, does the LLD restrict product flow if it detects a leak?
☐ Yes	☐ No* ☒ N/A	For electronic LLDs, does the turbine automatically shut off if the LLD detects a leak?
☐ Yes	☐ No* ☒ N/A	For electronic LLDs, does the turbine automatically shut off if any portion of the monitoring system is disabled or disconnected?
☐ Yes	☐ No* ☒ N/A	For electronic LLDs, does the turbine automatically shut off if any portion of the monitoring system malfunctions or fails a test?
☐ Yes	☐ No* ☒ N/A	For electronic LLDs, have all accessible wiring connections been visually inspected?
☒ Yes	☐ No*	Were all items on the equipment manufacturer's maintenance checklist completed?

*** In Section H below, describe how and when these deficiencies were or will be corrected.**

H. Comments **(500 characters max. add additional sheets if needed):**

I. Results of Vacuum/Pressure Monitoring Equipment Testing

This page should be used to document testing and servicing of vacuum and pressure interstitial sensors. A copy of this form must be included with the Monitoring System Certification Form, which must be provided to the tank system owner/operator. The owner/operator must submit a copy of the Monitoring System Certification Form to the local agency regulating UST systems within 30 days of test date.

		Model: N/A	**System Type:** ☐ Pressure; ☐ Vacuum
	Component(s) Monitored by this Sensor: N/A		
	Sensor Functionality Test Result: ☐ Pass; ☐ Fail	Interstitial Communication Test Result: ☐ Pass; ☐ Fail	
	Component(s) Monitored by this Sensor:		
	Sensor Functionality Test Result: ☐ Pass; ☐ Fail	Interstitial Communication Test Result: ☐ Pass; ☐ Fail	
	Component(s) Monitored by this Sensor:		
	Sensor Functionality Test Result: ☐ Pass; ☐ Fail	Interstitial Communication Test Result: ☐ Pass; ☐ Fail	
	Component(s) Monitored by this Sensor:		
	Sensor Functionality Test Result: ☐ Pass; ☐ Fail	Interstitial Communication Test Result: ☐ Pass; ☐ Fail	
	Component(s) Monitored by this Sensor:		
	Sensor Functionality Test Result: ☐ Pass; ☐ Fail	Interstitial Communication Test Result: ☐ Pass; ☐ Fail	
	Component(s) Monitored by this Sensor:		
	Sensor Functionality Test Result: ☐ Pass; ☐ Fail	Interstitial Communication Test Result: ☐ Pass; ☐ Fail	
	Component(s) Monitored by this Sensor:		
	Sensor Functionality Test Result: ☐ Pass; ☐ Fail	Interstitial Communication Test Result: ☐ Pass; ☐ Fail	
	Component(s) Monitored by this Sensor:		
	Sensor Functionality Test Result: ☐ Pass; ☐ Fail	Interstitial Communication Test Result: ☐ Pass; ☐ Fail	
	Component(s) Monitored by this Sensor:		
	Sensor Functionality Test Result: ☐ Pass; ☐ Fail	Interstitial Communication Test Result: ☐ Pass; ☐ Fail	
	Component(s) Monitored by this Sensor:		
	Sensor Functionality Test Result: ☐ Pass; ☐ Fail	Interstitial Communication Test Result: ☐ Pass; ☐ Fail	
How was interstitial communication verified? ☐ Leak Introduced at Far End of Interstitial Space;[1] ☐ Gauge; ☐ Visual Inspection; ☐ Other *(Describe in Sec. J, below)*			
Was vacuum/pressure restored to operating levels in all interstitial spaces? ☐ Yes ☐ No *(If no, describe in Sec. J, below)*			

J. Comments (500 characters max. add additional sheets if needed):

[1] If the sensor successfully detects a simulated vacuum/pressure leak introduced in the interstitial space at the furthest point from the sensor, vacuum/pressure has been demonstrated to be communicating throughout the interstice.

UNDERGROUND STORAGE TANK MONITORING SYSTEM CERTIFICATION

Permit Number: 105597

UST Monitoring Site Plan

Site Address: City of Poway 14415 Poway Rd Poway Ca 92064

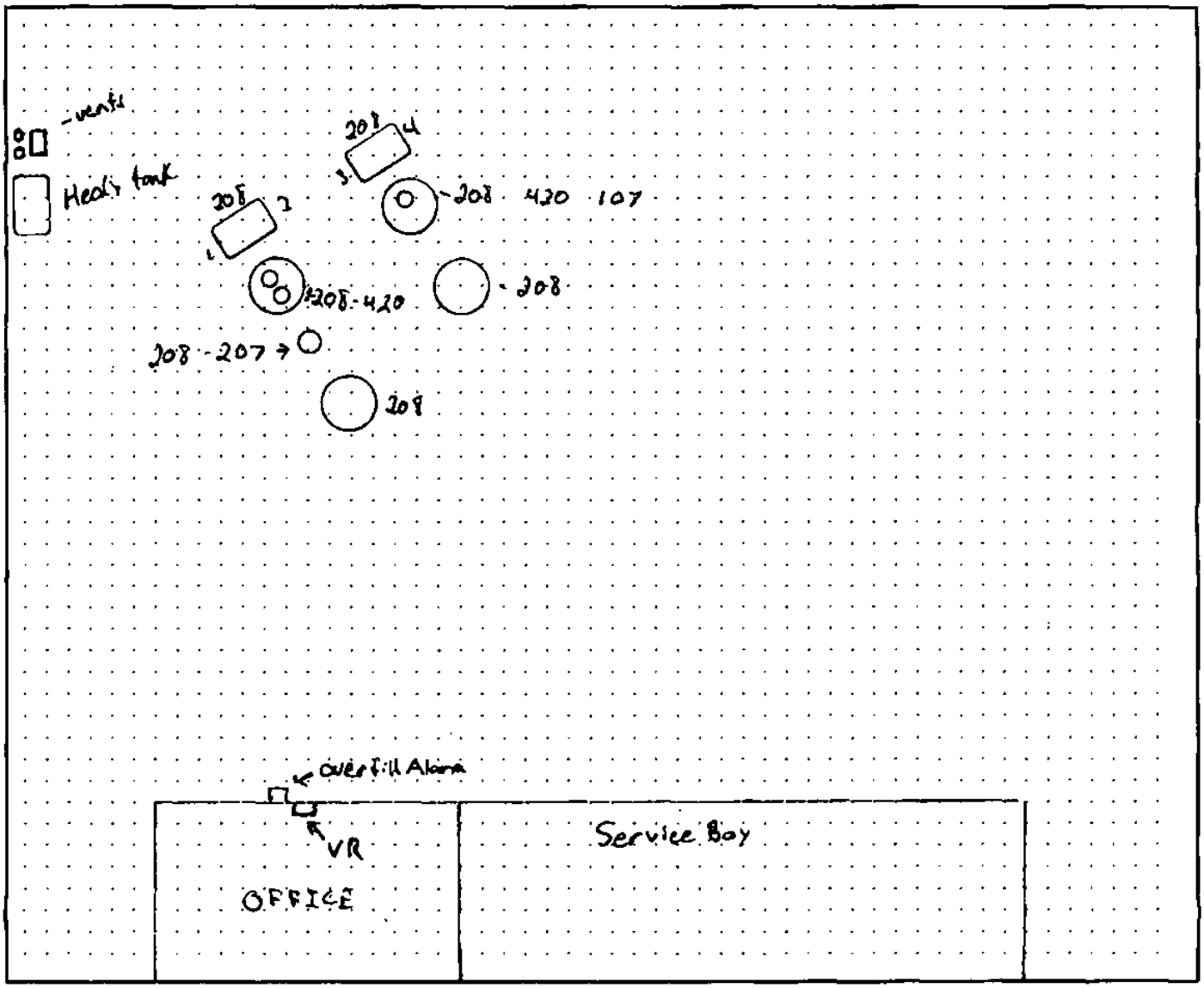

Date map was drawn: 3-16-11

Instructions

If you already have a diagram that shows all required information, you may include it, rather than this page, with your Monitoring System Certification. On your site plan, show the general layout of tanks and piping. Clearly identify locations of the following equipment, if installed: monitoring system control panels; sensors monitoring tank annular spaces, sumps, dispenser pans, spill containers, or other secondary containment areas; mechanical or electronic line leak detectors; and in-tank liquid level probes (if used for leak detection). In the space provided, note the date this Site Plan was prepared.

Set up

SOFTWARE REVISION LEVEL
VERSION 122.00
SOFTWARE# 346122-100-A
CREATED - 01.10.16.09.35

NO SOFTWARE MODULE
SYSTEM FEATURES:
PERIODIC IN-TANK TESTS
ANNUAL IN-TANK TESTS

SYSTEM SETUP
MAR 16, 2011 9:18 AM

SYSTEM UNITS
U.S.
SYSTEM LANGUAGE
ENGLISH
SYSTEM DATE/TIME FORMAT
MON DD YYYY HH:MM:SS XM

CITY OF POWAY
14415 LAKE POWAY RD
POWAY, CA. 92064
C0310617120S004

SHIFT TIME 1 : 6:00 AM
SHIFT TIME 2 : DISABLED
SHIFT TIME 3 : DISABLED
SHIFT TIME 4 : DISABLED

TANK PER TST NEEDED WRN
DISABLED
TANK ANN TST NEEDED WRN
DISABLED

LINE RE-ENABLE METHOD
PASS LINE TEST

LINE PER TST NEEDED WRN
DISABLED
LINE ANN TST NEEDED WRN
DISABLED

PRINT TC VOLUMES
ENABLED

TEMP COMPENSATION
VALUE (DEG F): 60.0
STICK HEIGHT OFFSET
DISABLED

H-PROTOCOL DATA FORMAT
HEIGHT
DAYLIGHT SAVING TIME
ENABLED
START DATE
MAR WEEK 3 SUN
START TIME
2:00 AM
END DATE
NOV WEEK 2 SUN
END TIME
2:00 AM

RE-DIRECT LOCAL PRINTOUT
DISABLED

EURO PROTOCOL PREFIX
S

SYSTEM SECURITY
CODE : 013701

COMMUNICATIONS SETUP

PORT SETTINGS:

COMM BOARD : 1 (RS-232)
BAUD RATE : 9600
PARITY : NONE
STOP BIT : 1 STOP
DATA LENGTH: 8 DATA
RS-232 SECURITY
CODE : DISABLED

AUTO TRANSMIT SETTINGS:

AUTO LEAK ALARM LIMIT
DISABLED
AUTO HIGH WATER LIMIT
DISABLED
AUTO OVERFILL LIMIT
DISABLED
AUTO LOW PRODUCT
DISABLED
AUTO THEFT LIMIT
DISABLED
AUTO DELIVERY START
DISABLED
AUTO DELIVERY END
DISABLED
AUTO EXTERNAL INPUT ON
DISABLED
AUTO EXTERNAL INPUT OFF
DISABLED
AUTO SENSOR FUEL ALARM
DISABLED
AUTO SENSOR WATER ALARM
DISABLED
AUTO SENSOR OUT ALARM
DISABLED

RS-232 END OF MESSAGE
DISABLED

IN-TANK SETUP

T 1:UNLEADED
PRODUCT CODE : 1
THERMAL COEFF : .000700
TANK DIAMETER : 92.00
TANK PROFILE : 4 PTS
FULL VOL : 6072
69.0 INCH VOL : 4885
46.0 INCH VOL : 3036
23.0 INCH VOL : 1187

FLOAT SIZE: 4.0 IN.

WATER WARNING : 1.5
HIGH WATER LIMIT: 3.0

MAX OR LABEL VOL: 6072
OVERFILL LIMIT : 90%
: 5464
HIGH PRODUCT : 95%
: 5768
DELIVERY LIMIT : 15%
: 910

LOW PRODUCT : 300
LEAK ALARM LIMIT: 99
SUDDEN LOSS LIMIT: 99
TANK TILT : 0.00
PROBE OFFSET : 0.00

MANIFOLDED TANKS
T#: NONE

LEAK MIN PERIODIC: 50%
: 3036

LEAK MIN ANNUAL : 50%
: 3036

PERIODIC TEST TYPE
STANDARD

ANNUAL TEST FAIL
ALARM DISABLED

PERIODIC TEST FAIL
ALARM DISABLED

GROSS TEST FAIL
ALARM DISABLED

ANN TEST AVERAGING: OFF
PER TEST AVERAGING: OFF

TANK TEST NOTIFY: OFF

TNK TST SIPHON BREAK:OFF

DELIVERY DELAY : 3 MIN
PUMP THRESHOLD : 10.00%

T 2:DIESEL
PRODUCT CODE : 2
THERMAL COEFF : .000450
TANK DIAMETER : 92.00
TANK PROFILE : 4 PTS
FULL VOL : 4029
69.0 INCH VOL : 3241
46.0 INCH VOL : 2014
23.0 INCH VOL : 788

FLOAT SIZE: 4.0 IN.

WATER WARNING : 1.5
HIGH WATER LIMIT: 3.0

MAX OR LABEL VOL: 4029
OVERFILL LIMIT : 90%
: 3626
HIGH PRODUCT : 95%
: 3827
DELIVERY LIMIT : 15%
: 604

LOW PRODUCT : 200
LEAK ALARM LIMIT: 99
SUDDEN LOSS LIMIT: 99
TANK TILT : 0.00
PROBE OFFSET : 0.00

MANIFOLDED TANKS
T#: NONE

LEAK MIN PERIODIC: 50%
: 2014

LEAK MIN ANNUAL : 50%
: 2014

PERIODIC TEST TYPE
STANDARD

ANNUAL TEST FAIL
ALARM DISABLED

PERIODIC TEST FAIL
ALARM DISABLED

GROSS TEST FAIL
ALARM DISABLED

ANN TEST AVERAGING: OFF
PER TEST AVERAGING: OFF

TANK TEST NOTIFY: OFF

TNK TST SIPHON BREAK:OFF

DELIVERY DELAY : 3 MIN
PUMP THRESHOLD : 10.00%

LEAK TEST METHOD

TEST ON DATE : ALL TANK
JAN 1, 1996
START TIME : DISABLED
TEST RATE :0.20 GAL/HR
DURATION : 2 HOURS

TST EARLY STOP:DISABLED

LEAK TEST REPORT FORMAT
NORMAL

LIQUID SENSOR SETUP

L 1:87 TURBINE SUMP
TRI-STATE (SINGLE FLOAT)
CATEGORY : STP SUMP

L 2:87 ATG SUMP
TRI-STATE (SINGLE FLOAT)
CATEGORY : MONITOR WELL

L 3:87 FILL SUMP
TRI-STATE (SINGLE FLOAT)
CATEGORY : PIPING SUMP

L 4:87 ANNULAR
TRI-STATE (SINGLE FLOAT)
CATEGORY : ANNULAR SPACE

L 5:DISPENSER 1-2
TRI-STATE (SINGLE FLOAT)
CATEGORY : DISPENSER PAN

L 6:DIESEL TURBINE SUMP
TRI-STATE (SINGLE FLOAT)
CATEGORY : STP SUMP

L 7:DIESEL FILL SUMP
TRI-STATE (SINGLE FLOAT)
CATEGORY : PIPING SUMP

L 8:DIESEL ANNULAR
TRI-STATE (SINGLE FLOAT)
CATEGORY : ANNULAR SPACE

L 9:DISPENSER 3-4
TRI-STATE (SINGLE FLOAT)
CATEGORY : DISPENSER PAN

OUTPUT RELAY SETUP
- - - - - - - - - - - - - -

R 1:UNLEADED SHUTDOWN
TYPE:
  STANDARD
NORMALLY CLOSED

IN-TANK ALARMS
 T 1:HIGH WATER ALARM
 T 1:LOW PRODUCT ALARM

LIQUID SENSOR ALMS
 L 1:FUEL ALARM
 L 2:FUEL ALARM
 L 3:FUEL ALARM
 L 4:FUEL ALARM
 L 5:FUEL ALARM
 L 1:SENSOR OUT ALARM
 L 2:SENSOR OUT ALARM
 L 3:SENSOR OUT ALARM
 L 4:SENSOR OUT ALARM
 L 5:SENSOR OUT ALARM

R 2:DIESEL SHUTDOWN
TYPE:
  STANDARD
NORMALLY CLOSED

IN-TANK ALARMS
 T 2:HIGH WATER ALARM
 T 2:LOW PRODUCT ALARM

LIQUID SENSOR ALMS
 L 6:FUEL ALARM
 L 7:FUEL ALARM
 L 8:FUEL ALARM
 L 9:FUEL ALARM
 L 6:SENSOR OUT ALARM
 L 7:SENSOR OUT ALARM
 L 8:SENSOR OUT ALARM
 L 9:SENSOR OUT ALARM

R 3:OVERFILL
TYPE:
  STANDARD
NORMALLY OPEN

IN-TANK ALARMS
 ALL:OVERFILL ALARM
 ALL:HIGH PRODUCT ALARM
 ALL:MAX PRODUCT ALARM

RECONCILIATION SETUP
- - - - - - - - - - - - - -

AUTOMATIC DAILY CLOSING
TIME: 2:00 AM

PERIODIC RECONCILIATION
MODE: MONTHLY

TEMP COMPENSATION
STANDARD

BUS SLOT FUEL METER TANK
- - - - - - - - - - - - - -
TANK MAP EMPTY

----- SYSTEM ALARM -----
SYS SECURITY WARNING
MAR 16, 2011 9:16 AM

ALARM HISTORY REPORT

----- SYSTEM ALARM -----
PAPER OUT
NOV 5, 2009 12:24 PM
PRINTER ERROR
MAR 16, 2011 9:14 AM
BATTERY IS OFF
JAN 1, 1996 8:00 AM
SYS SECURITY WARNING
MAR 16, 2011 9:16 AM

* * * * * END * * * * *

ALARM HISTORY REPORT

---- IN-TANK ALARM -----

T 1:UNLEADED

HIGH WATER ALARM
FEB 5, 2003 3:25 PM

OVERFILL ALARM
MAR 17, 2010 12:12 PM
MAR 25, 2009 9:41 AM
MAR 4, 2008 9:31 AM

HIGH PRODUCT ALARM
JAN 28, 2003 2:20 PM

PROBE OUT
MAR 17, 2010 12:12 PM
MAR 17, 2010 11:32 AM
MAR 25, 2009 9:41 AM

HIGH WATER WARNING
FEB 5, 2003 3:25 PM
JAN 28, 2003 2:25 PM

DELIVERY NEEDED
MAR 29, 2004 11:03 AM
AUG 5, 2003 12:44 PM
FEB 5, 2003 3:22 PM

MAX PRODUCT ALARM
JAN 28, 2003 2:20 PM

LOW TEMP WARNING
MAR 17, 2010 12:13 PM
MAR 4, 2008 9:32 AM
NOV 25, 2003 8:48 AM

* * * * * END * * * * *

ALARM HISTORY REPORT

---- IN-TANK ALARM -----

T 2:DIESEL

OVERFILL ALARM
MAR 17, 2010 12:15 PM
MAR 25, 2009 9:36 AM
MAR 4, 2008 9:26 AM

LOW PRODUCT ALARM
MAR 4, 2008 9:25 AM
FEB 5, 2003 3:22 PM

HIGH PRODUCT ALARM
JAN 28, 2003 2:15 PM

INVALID FUEL LEVEL
FEB 5, 2003 3:22 PM

PROBE OUT
MAR 17, 2010 12:15 PM
MAR 17, 2010 11:30 AM
MAR 25, 2009 9:36 AM

DELIVERY NEEDED
MAR 4, 2008 9:25 AM
MAR 13, 2007 10:55 AM
MAR 29, 2004 10:35 AM

LOW TEMP WARNING
MAR 17, 2010 12:16 PM
MAR 25, 2009 9:37 AM
MAR 29, 2004 10:42 AM

* * * * * END * * * * *

ALARM HISTORY REPORT

----- SENSOR ALARM -----
L 1:87 TURBINE SUMP
STP SUMP
SENSOR OUT ALARM
MAR 17, 2010 12:27 PM

FUEL ALARM
MAR 17, 2010 12:06 PM

SENSOR OUT ALARM
MAR 25, 2009 10:35 AM

* * * * * END * * * * *

ALARM HISTORY REPORT

----- SENSOR ALARM -----
L 3:87 FILL SUMP
PIPING SUMP
FUEL ALARM
DEC 20, 2010 4:54 PM

SENSOR OUT ALARM
MAR 17, 2010 12:27 PM

FUEL ALARM
MAR 17, 2010 12:08 PM

* * * * * END * * * * *

ALARM HISTORY REPORT

----- SENSOR ALARM -----
L 5:DISPENSER 1-2
DISPENSER PAN
SENSOR OUT ALARM
MAR 17, 2010 12:27 PM

FUEL ALARM
MAR 17, 2010 12:10 PM

FUEL ALARM
MAR 17, 2010 12:09 PM

* * * * * END * * * * *

ALARM HISTORY REPORT

----- SENSOR ALARM -----
L 2:87 ATG SUMP
MONITOR WELL
SENSOR OUT ALARM
MAR 17, 2010 12:27 PM

FUEL ALARM
MAR 17, 2010 12:07 PM

SENSOR OUT ALARM
MAR 25, 2009 10:35 AM

* * * * * END * * * * *

ALARM HISTORY REPORT

----- SENSOR ALARM -----
L 4:87 ANNULAR
ANNULAR SPACE
SENSOR OUT ALARM
MAR 17, 2010 12:27 PM

FUEL ALARM
MAR 17, 2010 12:09 PM

SENSOR OUT ALARM
MAR 25, 2009 10:35 AM

* * * * * END * * * * *

ALARM HISTORY REPORT

----- SENSOR ALARM -----
L 6:DIESEL TURBINE SUMP
STP SUMP
SENSOR OUT ALARM
MAR 17, 2010 12:27 PM

FUEL ALARM
MAR 17, 2010 12:01 PM

SENSOR OUT ALARM
MAR 25, 2009 10:35 AM

* * * * * END * * * * *

ALARM HISTORY REPORT

----- SENSOR ALARM -----
L 7:DIESEL FILL SUMP
PIPING SUMP
SENSOR OUT ALARM
MAR 17, 2010 12:27 PM

FUEL ALARM
MAR 17, 2010 12:02 PM

SENSOR OUT ALARM
MAR 25, 2009 10:35 AM

* * * * * END * * * * *

ALARM HISTORY REPORT

----- SENSOR ALARM -----
L 9:DISPENSER 3-4
DISPENSER PAN
FUEL ALARM
MAR 17, 2010 12:04 PM

SENSOR OUT ALARM
MAR 25, 2009 10:35 AM

FUEL ALARM
MAR 25, 2009 9:18 AM

* * * * * END * * * * *

ALARM HISTORY REPORT

----- SENSOR ALARM -----
L 8:DIESEL ANNULAR
ANNULAR SPACE
SENSOR OUT ALARM
MAR 17, 2010 12:27 PM

FUEL ALARM
MAR 17, 2010 12:16 PM

SENSOR OUT ALARM
MAR 25, 2009 10:35 AM

* * * * * END * * * * *

ALARM HISTORY REPORT

----- SENSOR ALARM -----
L10:
OTHER SENSORS

* * * * * END * * * * *

ENTERED APR 07 2011

COUNTY OF SAN DIEGO

COMPLIANCE INSPECTION REPORT

PAGE 1 OF 3 DATE 3/16/11
PERMIT# 105397 BUS. CODE K24
TIME START 8:30 END 2:00
SPECIALIST T. Walsh
INSPECTION CONTACT Tony Bowers
TITLE Mgr
PHONE ( ) 668-4745

FACILITY NAME Public Works Dept. City of Poway
ADDRESS 14145 Lake Poway Rd.
CITY/ZIP Poway, 92064

On the above date, the County inspected your facility under the authority of the California Health and Safety Code (H&SC), to determine compliance with applicable provisions of the H&SC, the California Code of Regulations (CCR), and the San Diego County Code of Regulatory Ordinances (SDCC). **This report serves as a Notice to Comply (H&SC 25187.8 & 25404.1.2) for any minor violations as defined in H&SC 25404 and 25117.6.** This report may contain both minor and more significant (Class II) violations. Minor violations do not include repeat violations or violations remaining uncorrected for more than 30 days (or as specified below). Minor violations do not include knowing, willful, intentional, or chronic violations; nor do they include violations showing a pattern of neglect or disregard. The remarks below are intended to provide guidance to correct any violations indicated on the attached violation report. You must submit a written response to this report within 30 days (or as specified below) demonstrating that all violations have been corrected or include a written notice of disagreement that clearly states the reason for any disputed violations. Prompt correction can protect you from penalties for a "minor violation". Penalties can be imposed for each day in violation for all other violations even if they are corrected promptly. However, correction within 30 days (or as specified below) will make a penalty less likely.

NOTE: Reinspection fees will be charged if additional inspections are required to determine compliance.

Y*	N/A*		Y*	N/A*	
☑	☐	Unified Program Facility Permit current	☑	☐	Permit Expires on: 2/29/12
☑	☐	Hazardous Materials Business Plan available	☑	☐	Contingency Plan available ☐LQG ☐SQG
☑	☐	Employee training is adequate	☑	☐	Employee training records available
☑	☐	Waste disposal records available for review	☒	☐	Universal waste managed properly
☐	☑	Emergency contacts current ☐ Updated today	☒	☐	Waste containers ☐ closed ☐ labeled
☐	☐	Chemical inventory/map current ☑ Updated today	☒	☐	Waste containers in good condition

Consent to inspect granted by: ☑ Inspection Contact ☐ Other:

Routine inspection. RECEIVED MAR 29 2011

UST inspection

ICC cert. No. 5261288 exp. 6/30/12 Keegan Scatena Tech

W/R No. B33106 exp 3/4/12

D.O. - Tony Bowers, cert # 5297797 exp. 10/18/12

Violations: Noted to comply

1) Observed no D.O. notification forms available for review at the facility. To comply, within 15 days submit this form that was provided to my attention, & keep a copy on site.

2) Observed no annual UST training records available for the UST systems. To comply, conduct & document annual refresher UST training. Forms provided during the inspection.

Violations corrected during the inspection

A) Soapy water potty tank was labeled.

B) "Empty" tank of diesel was also

☑ **This is an annual certification that the Hazardous Materials Business Plan (inventory & site map, emergency contacts, emergency response plan, and employee training plan) is current and includes all the information required in the H&SC and is maintained at the site where hazardous materials are stored.**

RTB
Initials of Facility Representative

PRINTED NAME OF FACILITY REPRESENTATIVE: R Tony Bowers
DATE SIGNED: 3/16/11

SIGNATURE OF FACILITY REPRESENTATIVE: x R Tony Bowers
TITLE OF FACILITY REPRESENTATIVE:

Department of Environmental Health, Hazardous Materials Division, P.O. Box 129261, San Diego, CA 92112-9261
Phone: (619) 338-2222 Toll Free: (800) 253-9933 http://www.sdcdeh.org

HM-924 (11/08) NCR *(Y= Yes; N/A = Not Applicable) DISTRIBUTION: WHITE-HMD COPY; YELLOW-FACILITY COPY

COUNTY OF SAN DIEGO

SUPPLEMENTAL COMPLIANCE INSPECTION REPORT

PERMIT # 105397
DATE 3/16/11
PAGE 2 OF 3

BUSINESS ADDRESS: _____ ZIP CODE: _____

labeled at this time.

Remarks:

- Inventory was updated today.
- 9 sensors Tested.
- 3.0 liter test spill bucket test passed.
- The 4K diesel annular sensor was repaired (not replaced) during the inspection.
- A release reporting log should be kept on site for record purposes. I will provide you with A DEH – UST book w/in 7 days.
- SPCC not required, on site product is about 800 – 900 gallons
- High level alarm Tested & working at 90%
- Complete & return the RTC document provided within 15 days. Return the reporting pages requested for items 1 & 2.
- Within 30 days, submit the monitoring certification to my attention.

R [illegible] Bowman
SIGNATURE OF BUSINESS REPRESENTATIVE

3/16/11
DATE SIGNED

R [illegible] Bowman
TITLE OF BUSINESS REPRESENTATIVE

COUNTY OF SAN DIEGO

COMPLIANCE INSPECTION REPORT

PERMIT#: 105 397

DATE: 3/16/11

PAGE: 3 OF 3

BUSINESS ADDRESS: _____ **ZIP:** _____

VIOLATION REPORT: The items checked below refer to specific section numbers of Title 23 of the California Code of Regulations (CCR), Chapters 6.7 of the Health & Safety Code (HSC) & the County Code of Regulatory Ordinances (SDCC). The following code sections checked are in violation (V) with the Underground Storage Tank laws and regulations. All violations must be corrected. Submit documentation of return to compliance to your Specialist. You may use the Corrective Action Form to document your return to compliance. Your Specialist can provide these forms. Please call (619) 338-2222 or your Specialist if you have any questions.

GENERAL UNDERGROUND STORAGE TANK (UST) REQUIREMENTS

VIOLATION DESCRIPTION				VIOLATION DESCRIPTION			
Viol # NOV	UST SYSTEM RECORDS	VIOL	V	Viol # NOV	FILE RECORDS	VIOL	V
	Current UPF Permit not obtained/not available. 25284; 68.905, 68.1003, 68.1005	3101			Secondary containment testing not done at 6/36 months and/or not sent to CUPA within 30 days. 25284.1; 2637(a)&(e)	3114	
	Current Operating Permit not available at facility. 25284(a), 25286(a); 2712 (i); 68.1003	3102			Secondary containment testing not completed (passed) for all components and/or repairs to secondary containment components not completed. 25284.1, 25291(a)(2); 2637	3115	
	All permit operating conditions not met. 25284; 2712	3158			All releases not recorded and/or reported. 25294, 25295; 2650, 2651, 2652	3151	
	UST repair/modify/closure permit not obtained. 68.1004, 68.1005, 68.1009.5	3103			All maintenance/monitoring/calibration/repair records not available. 25293; 2712 (b)	3152	
	CUPA UST form(s) A and/or B not available/complete/ submitted to HMD. 25286(a); 2711	3104			Monitoring Cert. not submitted to CUPA w/in 30 days. 2638(d)	3161	
	Current evidence of financial responsibility not available. 25292.2(a), 25299.33; 2809	3105		2	Facility employee(s) not trained, records incomplete/not onsite. 2715(f)	3193	X
	Owner/operator agreement not available/complete/ submitted to HMD. 25284(a)(3); 2620(b)	3106			Enhanced leak detection not performed as required. 25292.4; 2640(e)	3154	
	Monitoring procedures not available/complete/submitted to HMD.2632(b)& (d), 2634(d), 2641(h), 2711(a)(9)	3107			Contractor and/or technician not trained and certified as required. 25284.1(a)(5)(D); 2715	3162	
	Emergency Response Plan is not available/complete. 25289(b); 2632(b), 2634(e), 2641(h)	3108			Contractor did not have required license, i.e., Class A, C-10, C34, C36 and/or C61. 25284.1(a)(5)(D); 2715	3163	
	Scaled Plot Plan showing tank, piping and equipment location not available/complete/submitted to HMD. 2711(a)(8), 2632(d)(1)(C)	3109			Monitoring system disabled or tampered with and/or monitoring records falsified. 25299(f)	3157	
	Annual certification for ATG and/or sensors not completed (existing tank systems only). 2641(j), 2638	3110			All monitoring equipment not installed, calibrated, operated, and/or maintained per manufacturer's instructions. 2638(a), 2641(j)	3164	
	Annual certification for continuous monitoring system not completed (new tanks). 25284.1(a)(4)(C); 2630(d), 2638	3116			UST system repair(s) not completed properly. 25292.1(c); 2660(a)(k)(l)&(m)	3160	
1	Designated Operator (DO) Notification/Change form not submitted and/or DO not CC certified. 2715 (a)(b)	3191	X		Designated Operator (DO) monthly inspection not conducted, incomplete or DO inspection reports not onsite.2715 (c)(d)&(e)	3192	

UST SYSTEM INSPECTION

Requirements applicable for both single & double walled systems

		TANK #		6K	4K		
		PRODUCT		87	DSL		
#	VIOLATION DESCRIPTION	NOV	VIOL	V	V	V	V
	Monitor in alarm at beginning of inspection. Alarm not investigated, recorded or reported. 2632 (c)(2)(B), 2650(e)(3)&(4), 2630(d)		3251				
	All audible and/or visual alarms not functioning properly. 2632(c)(2)(B), 2636(f)(1)		3252				
	Sticker/tag not affixed to monitoring equipment at certification. 2638(f)		3270				
	UST system does not have an approved overfill protection system. 2635(b)(2)		3254				
	Spill container is not in good condition and/or liquid free. 2635(b)(1), 2636(a)(1)		3255				
	Fill box drain not functional and backup system is not available. 2635(b)(1)(C)		3256				
	Secondary containment system components not liquid free. 2631(d)(4)		3257				
	Sensors not placed adequately and/or at low point in sumps. 2641(a); 25291(a)(7)(C)		3258				
	Dispenser containment currently required and not present. 25284.1(a)(5); 2636(g)		3259				
	Dispenser containment not adequately monitored. 2636(f)(1) or (f)(5)(A)		3267				
	Dispenser containment not maintained free of liquid. 2631(d)(4)		3261				
	Secondary containment piping obstructed preventing drainage to sump. 2632		3262				
	Monitoring system components and/or devices are not all functional. 2630, 2641(j), 2632		3263				
	Spill containment not tested annually. 25284.2		3264				
	UST system not operated to prevent spills and/or overfills. 25292.1(a)		3265				
	UST system not product tight (for tank installed on or after 7/1/03). 25290.1(c), 25290.2(c)		3268				
	UST system not continuously monitored using Vacuum/Pressure/Hydrostatic (VPH) system (for tank installed on or after 7/1/04). 25290.1(d)&(e)		3269				
CATHODIC PROTECTION							
	System not checked as required by tester (at 6 months/3 years). 2635(a)(2)(A)		3301				
	Impressed-current system not checked every 60 days. 2635(a)(2)(A)		3302				
	Corrosion protection not adequate. 25292.1(b); 2635(a)(2), 2662(c)		3303				
CLOSURE REQUIREMENTS							
	Temporary closure requirements not completed. 25298; 2671		3322				
	Unused tank not properly closed. Permanent closure requirements not met. 25298; 2672		3324				

_____ Signature of Business Representative

3/16/11 Date Signed

FLT. SUPV. Title of Business Representative

HM-928 (Revised 02/09) NCR

DISTRIBUTION: WHITE-RETURN TO HMD; YELLOW-BUSINESS RETAINS

COUNTY OF SAN DIEGO

CORRECTIVE ACTION FORM TO DOCUMENT RETURN TO COMPLIANCE

PERMIT #: 105397
SPECIALIST: Walsh
INSPECTION DATE: 3/16/11
CONTACT: Tony

BUSINESS NAME City of Poway

ADDRESS _____ CITY _____ ZIP _____

VIOL #	DATE CORRECTED	INDICATE HOW VIOLATIONS WERE CORRECTED (ATTACH ANY SUPPORTING DOCUMENTATION TO THIS FORM)
1 v 3191	3/16/11	Forms Provided & Filled out Today
2 v 3193	3/16/11	Forms Provided & Filled out Today
3 v	__/__/__	
4 v	__/__/__	
5 v	__/__/__	ENTERED APR 07 2011
6 v	__/__/__	
7 v	__/__/__	
8 v	__/__/__	
9 v	__/__/__	
10 v	__/__/__	

I certify under penalty of law that this business/site has corrected all violations marked on the Compliance Inspection Report/Notice of Violation. I have personally examined and am familiar with the information submitted and believe the information is true, accurate and complete. I am authorized to file this certification for the business/site, and am aware that there are significant penalties for submitting false information.

Responsible Party: R. Tony Bowers (Print Name) **Job Title** Fac. Supv.

Signature of Responsible Party: R. Tony Bowers **Date:** 3/16/11

≤ Send completed form and supporting documentation to the address listed below ≥

COUNTY OF SAN DIEGO USE ONLY: **Reviewed by:** Walsh (Specialist's name and date required for processing) **Date:** 3/16/11

Specialist's comments: _____

☒ All violations noted on date listed above were corrected.

☒ Based on information provided by the business
☐ Based on field verification by Specialist

☐ RTC entered in Kiva by Specialist on: __/__/__

☒ RTC entered in Kiva by Clerical on: 4/7/11

Department of Environmental Health, Hazardous Materials Division, P.O. Box 129261, San Diego, CA 92112-9261
http://www.sdcdeh.org//hmd 619-338-2222; 1-800-253-9933; Fax 619-338-2377

COUNTY OF SAN DIEGO CUPA
DEPARTMENT OF ENVIRONMENTAL HEALTH
HAZARDOUS MATERIALS DIVISION
P.O. BOX 129261, SAN DIEGO, CA 92112-9261
(619) 338-2222 FAX (619) 338-2377
1-800-253-9933

ENTERED APR 07 2011

BUSINESS OWNER/OPERATOR IDENTIFICATION

I. IDENTIFICATION

FACILITY ID #	BEGINNING DATE 100	ENDING DATE 101
3 7 0 0 0 0 [redacted]	2011-03-01	2012-02-29

BUSINESS NAME (Same as FACILITY NAME or DBA – Doing Business As) 3	BUSINESS PHONE 102
City of Poway - Fleet Maintenance 105397	(858) 668-4745
BUSINESS SITE ADDRESS 103	BUSINESS FAX 102a
14415 Lake Poway Road	(858) 486-5694

BUSINESS SITE CITY 104		ZIP CODE 105	COUNTY 108
Poway	CA	92064-	San Diego

DUN & BRADSTREET 106	PRIMARY SIC 107	PRIMARY NAICS 107a

BUSINESS MAILING ADDRESS 108e
14415 Lake Poway Road

BUSINESS MAILING CITY 108b	STATE 108c	ZIP CODE 108d
Poway	CA	92064-

BUSINESS OPERATOR NAME 109	BUSINESS OPERATOR PHONE 110
City of Poway	(858) 668-4745

II. BUSINESS OWNER

OWNER NAME 111	OWNER PHONE 112
City of Poway	(858) 668-4745

OWNER MAILING ADDRESS 113
13325 Civic Center Drive

CITY 114	STATE 115	ZIP CODE 116
Poway	CA	92064-

III. ENVIRONMENTAL CONTACT

CONTACT NAME 117	CONTACT PHONE 118
Tony Bowers	(858) 668-4745

CONTACT MAILING ADDRESS 119	CONTACT EMAIL * 119a
14415 Lake Poway Road	

CITY 120	ST... 121	ZIP CODE 122
Poway	CA	92064-

IV. EMERGENCY CONTACTS

–PRIMARY–		–SECONDARY–
NAME 123		NAME 128
Tony Bowers		Fred Campbell
TITLE 124		TITLE 129
Fleet Supervisor		Shop Specialist
BUSINESS PHONE 125		BUSINESS PHONE 130
(858) 668-4745 x		(858) 668-4746
24-HOUR PHONE* 126		24-HOUR PHONE* 131
PAGER # 127		PAGER # 132
ADDITIONAL LOCALLY COLLECTED INFORMATION:		
E-MAIL: *		E-MAIL: *

This information will remain confidential.

ALWAYS SUBMIT A COPY OF THIS COMPLETED PAGE WITH SUBMITTAL OF ANY OTHER UNIFIED PROGRAM CONSOLIDATED FORM.

Certification: Based on my inquiry of those individuals responsible for obtaining the information, I certify under penalty of law that I have personally examined and am familiar with the information submitted and believe the information is true, accurate, and complete.

SIGNATURE OF OWNER/OPERATOR OR DESIGNATED REPRESENTATIVE	DATE 134	NAME OF DOCUMENT PREPARER 135
[signature]	2/22/11	SCS Tracer Environmental
NAME OF SIGNER (print) 136	TITLE OF SIGNER	137
Tony Bowers	Fleet Supervisor	

To file

105397

County of San Diego

DEPARTMENT OF ENVIRONMENTAL HEALTH-HAZARDOUS MATERIALS DIVISION
P.O. BOX 129261, SAN DIEGO, CA 92112-9261
(619) 338-2222 FAX (619) 338-2377; 1-800-253-9933
http://www.sdcounty.ca.gov/deh/hmd/forms_hmd.html

UST Training provided by Designated Operator to Facility Employees

Facility Name: City of Poway	Facility #: 105397	Date: 3/16/11	
Facility Address: 14415 Lake Poway Rd	City: Poway		State: CA
Trainer Name: R. Tony Bowers	Trainer Signature: R. Tony Bowers		
Employee Name:	Employee Signature:		

The employees whose names appear in Section 5 were trained on the following topics:

1 **Emergency Contacts**– Employees were shown the form with: ☒ Emergency contacts ☒ Emergency phone numbers.

Form is located at: Shop and office phones

2 **Monitoring and Response Plan / Business Emergency Response Plan**- Employees were shown the plan including:

☒ All the different sections of the plan (purpose and contents overview) ☒ Plan map

☒ MSDSs (purpose and contents overview) ☒ Locations of fire extinguishers

Plan location: Haz. Mat. Bus Plan Binder

Emergency meeting area: Front of Vehicle Maint. Facility

Fire extinguisher location(s): Shop Bay #1 (2) #2 (2) Sup. Off. (1), Fuel Island (2)

3 **Alarms**

Employees were shown the following: ☒ UST system diagram (sensors, sumps, UDCs, LLDs, piping, tanks and annular spaces) ☒ Alarm Panel ☒ Alarm log

☐ Employees were instructed to call _____ for alarms indicating a potential release (PLLD, sensor out, UDC, sump, high/max product)

☒ Employees were informed that tampering with or disabling monitoring equipment is against the law (employee can be prosecuted).

Alarm Panel location: Int./Ext. Front office

Alarm log location: Sup office

4 **Emergency Response (spills)**

Employees were shown: ☒ The location of the emergency shut off switches

Employees were instructed to:

☒ **Not handle spills that cannot be easily cleaned or controlled (call 911)**

☒ Use gloves and safety glasses ☒ Spread absorbent over entire spill

☒ sweep across spill until all gasoline is absorbed ☒ Place in bucket, transfer to waste drum

☒ Label waste drum if applicable ☒ Check for waste accumulation time on drum

☒ Fill out spill log ☒ Call 858-748-1050 for all spills

Emergency shut off switches locations: _____

SPILL RESPONSE ITEM	LOCATION WHERE IT IS KEPT AT THE FACILITY
PPE and equipment:	At Fuel Island and in Shop
Spill Kit:	At Fuel Island
Hazardous Waste container:	At Fuel Island and in containment shelf.
Spill Log:	Supervisor's off.

105397

Documentation of UST Training provided by Designated Operator to Facility Employees

Facility Name: City of Poway Fleet	Facility #:	Date: 3/16/11
Facility Address: 14415 Laick Poway RD.	City: Poway	State: CA
Trainer Name (DO): R. Tomy Bowers	Trainer Signature: R. Tomy Bowers	

5. Attendees: Name of Employee (print clearly)	Training ~~Hire~~ date if after 7/1/05	Signature of Employee
Fred Campbell	1/10/11	Fred Campbell
Craig Coutz Winder	1/10/11	Craig Coutz Winder
MIKE WEIGEL	1/10/11	Mike Weigel
	/ /	
	/ /	
	/ /	
	/ /	
	/ /	
	/ /	
	/ /	
	/ /	
	/ /	
	/ /	
	/ /	
	/ /	
	/ /	
	/ /	
	/ /	
	/ /	
	/ /	
	/ /	
	/ /	

ENTERED APR 06 2012

COUNTY OF SAN DIEGO

COMPLIANCE INSPECTION REPORT

PAGE 1 OF 1 DATE 3/14/12
PERMIT# 105397 BUS. CODE K24
TIME START 7:00 END 1:45
SPECIALIST T. Walsh
INSPECTION CONTACT Tony Bowers
TITLE Mgr
PHONE (858) 668-4745

FACILITY NAME Poway Public Works Dept
ADDRESS 14415 Lake Poway Rd
CITY/ZIP Poway, 92064

On the above date, the County inspected your facility under the authority of the California Health and Safety Code (H&SC), to determine compliance with applicable provisions of the H&SC, the California Code of Regulations (CCR), and the San Diego County Code of Regulatory Ordinances (SDCC). **This report serves as a Notice to Comply (H&SC 25187.8 & 25404.1.2) for any minor violations as defined in H&SC 25404 and 25117.6.** This report may contain both minor and more significant (Class II) violations. Minor violations do not include repeat violations or violations remaining uncorrected for more than 30 days (or as specified below). Minor violations do not include knowing, willful, intentional, or chronic violations; nor do they include violations showing a pattern of neglect or disregard. The remarks below are intended to provide guidance to correct any violations indicated on the attached violation report. You must submit a written response to this report within 30 days (or as specified below) demonstrating that all violations have been corrected or include a written notice of disagreement that clearly states the reason for any disputed violations. Prompt correction can protect you from penalties for a "minor violation". Penalties can be imposed for each day in violation for all other violations even if they are corrected promptly. However, correction within 30 days (or as specified below) will make a penalty less likely.

NOTE: Reinspection fees will be charged if additional inspections are required to determine compliance.

Y*	N/A*		Y*	N/A*	
☑	☐	Unified Program Facility Permit current	☐	☐	Permit Expires on: 2/29/13
☑	☐	Hazardous Materials Business Plan available	☑	☐	Contingency Plan available ☐LQG ☐SQG
☑	☐	Employee training is adequate	☑	☐	Employee training records available
☑	☐	Waste disposal records available for review	☑	☐	Universal waste managed properly
☐	☐	Emergency contacts current ☒ Updated today	☑	☑	Waste containers ☐ closed ☐ labeled
☐	☐	Chemical inventory/map current ☒ Updated today	☑	☐	Waste containers in good condition

Consent to inspect granted by: ☒ Inspection Contact ☐ Other:

Routine UST inspection

Keegan Slatten - V/R cert #B33106 exp. 2/14
ICC cert 5261289 exp. 6/30/12
BOE # 44022195

- 8 sensors passed.
- Fail safe + Leak detector passed.
- Within 30 days, submit copies of monitoring certification to my attention.

RECEIVED MAR 29 2012

Keep all manifest records together to keep track of TSDF copies.

- Diesel generator added to inventory.
- All drums were closed + labeled at this time.

UST Training conducted on 7/10/12 by D.O.
SB 989 Tested + passed 7/6/11.

☒ This is an annual certification that the Hazardous Materials Business Plan (inventory & site map, emergency contacts, emergency response plan, and employee training plan) is current and includes all the information required in the H&SC and is maintained at the site where hazardous materials are stored.

RTS
Initials of Facility Representative

PRINTED NAME OF FACILITY REPRESENTATIVE

DATE SIGNED 3/14/12

SIGNATURE OF FACILITY REPRESENTATIVE X

TITLE OF FACILITY REPRESENTATIVE Fleet Maint. Supv.

Department of Environmental Health, Hazardous Materials Division, P.O. Box 129261, San Diego, CA 92112-9261
Phone: (858) 505-6880 http://www.sdcdeh.org

SAN DIEGO COUNTY
DEPARTMENT OF ENVIRONMENTAL HEALTH-CUPA
HAZARDOUS MATERIALS DIVISION
P.O. BOX 129261, SAN DIEGO, CA 92112-9261
1-800-253-9933 (619) 338-2222 FAX (619) 338-2377

HAZARDOUS MATERIALS BUSINESS PLAN CERTIFICATION

The California Health & Safety Code (H&SC), Division 20, Chapter 6.95, Section 25505 provides for the following:
The San Diego County, Department of Environmental Health, Hazardous Materials Division (HMD), as the administering agency, requires a business that handles hazardous materials to submit the hazardous materials inventory, a list of emergency contacts, and a site plan, **in lieu of a complete Hazardous Materials Business Plan (HMBP)**, only after the initial submittal of a complete HMBP. The business must certify that a complete HMBP has been prepared and is maintained at the site where the hazardous materials are stored. A complete HMBP includes the items to be submitted to the HMD and an Emergency Response Plan and Employee Training Plan, as established in H&SC Section 25504. The business must also annually certify that the HMBP is current and maintained on site. See Back for instructions and further clarification.

I. IDENTIFICATION

FACILITY ID#	3 7 [redacted] 0 0 0 [redacted] 105397
BUSINESS NAME (Same as FACILITY NAME or DBA – Doing Business As) 103	City of Poway - Fleet Maintenance
BUSINESS SITE ADDRESS 103	14415 Lake Poway Road
CITY 104	Poway
CA	
ZIP CODE 105	92064

II. CERTIFICATION STATEMENT

☐ **CARCINOGEN/REPRODUCTIVE TOXIN ANNUAL RENEWAL WITHOUT CHANGES: This is an annual renewal to certify that the list of carcinogens and/or reproductive toxins last provided is a current list as specified in the San Diego County Code of Regulatory Ordinances Section 68.1113.**

Check only one of the following boxes:

☐ **INITIAL CERTIFICATION: This is to certify (H&SC Section 25505(e)(1)) that a complete HMBP, which includes the hazardous materials inventory, a list of emergency contacts, a site plan, emergency response plan, and employee training plan, has been prepared and is maintained at the site where the hazardous materials are stored.**

☐ **ANNUAL CERTIFICATION WITHOUT CHANGES: This is an annual certification (H&SC Section 25505(d)&(e)(2)) that the HMBP, which includes the hazardous materials inventory, a list of emergency contacts, a site plan, emergency response plan, and employee training plan, is current and includes all the information required in H&SC Section 25504, and 25509, and is maintained at the site where the hazardous materials are stored.**

☒ **CERTIFICATION OF CHANGES/REVISIONS: This is to certify that the HMBP has been reviewed (H&SC Section 25505(c) & 25510) and all necessary changes/revisions have been made. The HMBP is current and is maintained at the site where the hazardous materials are stored. Attached are changes to the hazardous materials inventory and/or list of emergency contacts. For site map revisions, submit only the pages that have a change or revision and attach to this certification. This submittal satisfies annual certification requirements specified in H&SC Section 25505(d)&(e)(2).**

AS AN AUTHORIZED REPRESENTATIVE, I CERTIFY UNDER THE PENALTY OF LAW, THAT I HAVE PERSONALLY EXAMINED AND AM FAMILIAR WITH THE INFORMATION SUBMITTED AND BELIEVE THE INFORMATION IS TRUE, ACCURATE, AND COMPLETE.

SIGNATURE OF OWNER/OPERATOR OR DESIGNATED REPRESENTATIVE	DATE
[signature]	2/21/12
NAME OF SIGNER (print): Tony Bowers	TITLE OF SIGNER: Fleet Supervisor

OFFICE USE ONLY

INSTRUCTIONS TO CLERICAL STAFF FOR HMBP ACCEPTANCE

☐ Site Map	___/___/___	*Note: Indicate the date that the inventory and/or ER contact information in the KIVA database was reviewed and changes were submitted for processing. If the inventory and ER contact information are exactly the same as it is recorded in KIVA, no changes need to be submitted.
☑ *Emergency Contacts	3/19/12	
☒ *Chemical Inventory	3/19/12	

Hazardous Materials Business Plan acceptance date will be changed to the acceptance date on new site map.
A letter will be mailed to business after processing of site map updates.

HIRT SITE ☐**

FIRE DIST._____

Specialist's Signature: (only required for new plans or for changes to site maps, chemical inventory and/or emergency contacts) [signature]

REMARKS:_____

** If HIRT box is checked, follow HIRT policy to indicate on the inventory forms which hazardous materials make this a HIRT site.

DEH:HM-953 (06/04) NCR Distribution: White – HMD; Yellow - Business Retains

County of San Diego

DEPARTMENT OF ENVIRONMENTAL HEALTH-HAZARDOUS MATERIALS DIVISION
P.O. BOX 129261, SAN DIEGO, CA 92112-9261
(858) 505-6880 1-800-253-9933 FAX (858) 505-6848; http://www.sdcdeh.org

UNDERGROUND STORAGE TANK MONITORING SYSTEM CERTIFICATION

Authority Cited: Chapter 6.7, Health and Safety Code; Chapter 16, Division 3, Title 23, California Code of Regulations

This form must be used to document installation, testing and servicing of monitoring equipment. A separate certification or report must be prepared for each monitoring system control panel by the technician who performs the work. A copy of this form must be provided to the tank system owner/operator. The owner/operator must submit a copy of this form to the local agency regulating UST systems within 30 days of test date.

Plan Check Number: N/A **Permit Number: 105397**

A. General Information

Facility Name: City of Poway Bldg. No.:

Site Address: 14415 Lake Poway Rd. City: Poway Zip: 92064-

Facility Contact Person: Tony Bowers Contact Phone No.: (858) 668-4745 x

Make/Model of Monitoring System: Veeder-Root TLS 350 Date of Testing/Servicing: 14-Mar-12

B. Inventory of Equipment Tested/Certified: Check the appropriate boxes to indicate specific equipment installed/ inspected serviced:

Tank ID: T-1 87 Unleaded ☒ In-Tank Gauging Probe Model: 864390-107 ☒ Annular Space or Vault Sensor Model: 794390-420 ☒ Piping Sump / Trench Sensor(s) Model: 794380-208 ☒ Fill Sump Sensor(s) Model: 794380-208 ☒ Mechanical Line Leak Detector Model: Red Jacket FX ☐ Electronic Line Leak Detector Model: ☐ Tank Overfill / High-Level Sensor Model: ☐ Other (specify equipment type and model in Section E on Page 2).	**Tank ID**: T-2 Diesel ☒ In-Tank Gauging Probe Model: 864390-107 ☒ Annular Space or Vault Sensor Model: 794390-420 ☒ Piping Sump / Trench Sensor(s) Model: 794380-208 ☒ Fill Sump Sensor(s) Model: 794380-208 ☒ Mechanical Line Leak Detector Model: Red Jacket FX ☐ Electronic Line Leak Detector Model: ☐ Tank Overfill / High-Level Sensor Model: ☐ Other (specify equipment type and model in Section E on Page 2).
Tank ID: ☐ In-Tank Gauging Probe Model: ☐ Annular Space or Vault Sensor Model: ☐ Piping Sump / Trench Sensor(s) Model: ☐ Fill Sump Sensor(s) Model: ☐ Mechanical Line Leak Detector Model: ☐ Electronic Line Leak Detector Model: ☐ Tank Overfill / High-Level Sensor Model: ☐ Other (specify equipment type and model in Section E on Page 2).	**Tank ID**: ☐ In-Tank Gauging Probe Model: ☐ Annular Space or Vault Sensor Model: ☐ Piping Sump / Trench Sensor(s) Model: ☐ Fill Sump Sensor(s) Model: ☐ Mechanical Line Leak Detector Model: ☐ Electronic Line Leak Detector Model: ☐ Tank Overfill / High-Level Sensor Model: ☐ Other (specify equipment type and model in Section E on Page 2).
Dispenser ID: #1/2 ☒ Dispenser Containment Sensor(s). Model: 794380-208 ☒ Shear Valve(s). ☐ Dispenser Containment Float(s) and Chain(s).	**Dispenser ID:** #3/4 ☒ Dispenser Containment Sensor(s). Model: 794380-208 ☒ Shear Valve(s). ☐ Dispenser Containment Float(s) and Chain(s).
Dispenser ID: ☐ Dispenser Containment Sensor(s). Model: ☐ Shear Valve(s). ☐ Dispenser Containment Float(s) and Chain(s).	**Dispenser ID:** ☐ Dispenser Containment Sensor(s). Model: ☐ Shear Valve(s). ☐ Dispenser Containment Float(s) and Chain(s).
Dispenser ID: ☐ Dispenser Containment Sensor(s). Model: ☐ Shear Valve(s). ☐ Dispenser Containment Float(s) and Chain(s).	**Dispenser ID:** ☐ Dispenser Containment Sensor(s). Model: ☐ Shear Valve(s). ☐ Dispenser Containment Float(s) and Chain(s).

*If the facility contains more tanks or dispensers, copy this form. Include information for every tank and dispenser at the facility.

C. Certification - I certify that the equipment identified in this document was installed/inspected/serviced in accordance with the manufacturers' guidelines. Attached to this Certification is information (e.g. manufacturers' checklists) necessary to verify that this information is correct and a Plot Plan showing the layout of monitoring equipment. For any equipment capable of generating such reports, I have also attached a copy of the report *(check all that apply)*: ☒ Copy of the report ☒ System set-up ☒ Alarm history report

Technician Name (print): Keegan Slatten

JTW. reviewed 3/27/12

Signature: _____

Certification No.: B33106 License No.: 602806-A

Testing Company Name: Jenal Engineering Corporation Phone No.: (619) 697-2200 x

Testing Company Address: P O Box 459 Lemon Grove, CA 91946-0459 Date of Testing/Servicing: 14-Mar-12

D. Results of Testing/Servicing

Permit Number:

Software Version Installed:

Complete the following checklist:

☐ Yes	☐ No*	Is the audible alarm operational?
☒ Yes	☐ No*	Is the visual alarm operational?
☒ Yes	☐ No*	Were all sensors visually inspected, functionally tested, and confirmed operational?
☒ Yes	☐ No*	Were all sensors installed at lowest point of secondary containment and positioned so that other equipment will not interfere with their proper operation?
☐ Yes	☐ No* ☒ N/A	If alarms are relayed to a remote monitoring station, is all communications equipment (e.g. modem) operational?
☒ Yes	☐ No* ☐ N/A	For pressurized piping systems, does the turbine automatically shut down if the piping secondary containment monitoring system detects a leak, fails to operate, or is electrically disconnected? If yes: which sensors initiate positive shutdown? *(Check all that apply)* ☒ Sump/Trench Sensors; ☒ Dispenser Containment Sensors. Did you confirm positive shutdown due to leaks and sensor failure/disconnection? ☒ Yes; ☐ No.
☒ Yes	☐ No* ☐ N/A	For tank systems that utilize the monitoring system as the primary tank overfill warning device (i.e. no mechanical overfill prevention valve is installed), is the overfill warning alarm visible and audible at the tank fill point(s) and operating properly? If so, at what percent of tank capacity does the alarm trigger? 90%
☐ Yes*	☒ No	Was any monitoring equipment replaced? If yes, identify specific sensors, probes, or other equipment replaced and list the manufacturer name and model for all replacement parts in Section E, below.
☐ Yes*	☒ No	Was liquid found inside any secondary containment systems designed as dry systems? *(Check all that apply)* ☐ Product; ☐ Water. If yes, describe causes in Section E, below.
☒ Yes	☐ No*	Was monitoring system set-up reviewed to ensure proper settings? Attach set up reports, if applicable
☒ Yes	☐ No*	Is all monitoring equipment operational per manufacturer's specifications?

*** In Section E below, describe how and when these deficiencies were or will be corrected.**

E. Comments (500 characters max. add additional sheets if needed):

UNDERGROUND STORAGE TANK MONITORING SYSTEM CERTIFICATION

F. In-Tank Gauging / SIR Equipment: **Permit Number:** 105397

☐ Check this box if tank gauging is used only for inventory control

☐ Check this box if no tank gauging or SIR equipment is installed

This section must be completed if in-tank gauging equipment is used to perform leak detection monitoring.

Complete the following checklist:

☒ Yes	☐ No*	Has all input wiring been inspected for proper entry and termination, including testing for ground faults?
☒ Yes	☐ No*	Were all tank gauging probes visually inspected for damage and residue buildup?
☒ Yes	☐ No*	Was accuracy of system product level readings tested?
☒ Yes	☐ No*	Was accuracy of system water level readings tested?
☒ Yes	☐ No*	Were all probes reinstalled properly?
☒ Yes	☐ No*	Were all items on the equipment manufacturer's maintenance checklist completed?

*** In Section H below, describe how and when these deficiencies were or will be corrected.**

G. Line Leak Detectors (LLD): ❑ Check this box if LLDs are not installed.

Complete the following checklist:

☒ Yes	☐ No* ☐ N/A	For equipment start-up or annual equipment certification, was a leak simulated to verify LLD performance? *(Check all that apply)* Simulated leak rate: ❑ 3 g.p.h.; ❑ 0.1 g.p.h. ; ❑ 0.2 g.p.h.
☒ Yes	☐ No*	Were all LLDs confirmed operational and accurate within regulatory requirements?
☒ Yes	☐ No*	Was the testing apparatus properly calibrated?
☒ Yes	☐ No* ☐ N/A	For mechanical LLDs, does the LLD restrict product flow if it detects a leak?
☐ Yes	☐ No* ☒ N/A	For electronic LLDs, does the turbine automatically shut off if the LLD detects a leak?
☐ Yes	☐ No* ☒ N/A	For electronic LLDs, does the turbine automatically shut off if any portion of the monitoring system is disabled or disconnected?
☐ Yes	☐ No* ☒ N/A	For electronic LLDs, does the turbine automatically shut off if any portion of the monitoring system malfunctions or fails a test?
☐ Yes	☐ No* ☒ N/A	For electronic LLDs, have all accessible wiring connections been visually inspected?
☒ Yes	☐ No*	Were all items on the equipment manufacturer's maintenance checklist completed?

*** In Section H below, describe how and when these deficiencies were or will be corrected.**

H. Comments (500 characters max. add additional sheets if needed):

I. Results of Vacuum/Pressure Monitoring Equipment Testing

This page should be used to document testing and servicing of vacuum and pressure interstitial sensors. A copy of this form must be included with the Monitoring System Certification Form, which must be provided to the tank system owner/operator. The owner/operator must submit a copy of the Monitoring System Certification Form to the local agency regulating UST systems within 30 days of test date.

		Model: N/A	**System Type:** ☐ Pressure; ☐ Vacuum
	Component(s) Monitored by this Sensor: N/A		
	Sensor Functionality Test Result: ☐ Pass; ☐ Fail	Interstitial Communication Test Result: ☐ Pass; ☐ Fail	
	Component(s) Monitored by this Sensor:		
	Sensor Functionality Test Result: ☐ Pass; ☐ Fail	Interstitial Communication Test Result: ☐ Pass; ☐ Fail	
	Component(s) Monitored by this Sensor:		
	Sensor Functionality Test Result: ☐ Pass; ☐ Fail	Interstitial Communication Test Result: ☐ Pass; ☐ Fail	
	Component(s) Monitored by this Sensor:		
	Sensor Functionality Test Result: ☐ Pass; ☐ Fail	Interstitial Communication Test Result: ☐ Pass; ☐ Fail	
	Component(s) Monitored by this Sensor:		
	Sensor Functionality Test Result: ☐ Pass; ☐ Fail	Interstitial Communication Test Result: ☐ Pass; ☐ Fail	
	Component(s) Monitored by this Sensor:		
	Sensor Functionality Test Result: ☐ Pass; ☐ Fail	Interstitial Communication Test Result: ☐ Pass; ☐ Fail	
	Component(s) Monitored by this Sensor:		
	Sensor Functionality Test Result: ☐ Pass; ☐ Fail	Interstitial Communication Test Result: ☐ Pass; ☐ Fail	
	Component(s) Monitored by this Sensor:		
	Sensor Functionality Test Result: ☐ Pass; ☐ Fail	Interstitial Communication Test Result: ☐ Pass; ☐ Fail	
	Component(s) Monitored by this Sensor:		
	Sensor Functionality Test Result: ☐ Pass; ☐ Fail	Interstitial Communication Test Result: ☐ Pass; ☐ Fail	
	Component(s) Monitored by this Sensor:		
	Sensor Functionality Test Result: ☐ Pass; ☐ Fail	Interstitial Communication Test Result: ☐ Pass; ☐ Fail	
How was interstitial communication verified? ☐ Leak Introduced at Far End of Interstitial Space:[1] ☐ Gauge; ☐ Visual Inspection; ☐ Other *(Describe in Sec. J, below)*			
Was vacuum/pressure restored to operating levels in all interstitial spaces? ☐ Yes ☐ No *(If no, describe in Sec. J, below)*			

J. Comments (500 characters max. add additional sheets if needed):

[1] If the sensor successfully detects a simulated vacuum/pressure leak introduced in the interstitial space at the furthest point from the sensor, vacuum/pressure has been demonstrated to be communicating throughout the interstice.

Permit Number: 105397

UST Monitoring Site Plan

Site Address: 14415 Lake Poway Rd, Poway, CA 92064.



Date map was drawn: 14-Mar-12

Instructions

If you already have a diagram that shows all required information, you may include it, rather than this page, with your Monitoring System Certification. On your site plan, show the general layout of tanks and piping. Clearly identify locations of the following equipment, if installed: monitoring system control panels; sensors monitoring tank annular spaces, sumps, dispenser pans, spill containers, or other secondary containment areas; mechanical or electronic line leak detectors; and in-tank liquid level probes (if used for leak detection). In the space provided, note the date this Site Plan was prepared.

Spill Bucket Testing Report Form

This form is intended for use by contractors performing annual testing of UST spill containment structures. The completed form and printouts from tests (if applicable), should be provided to the facility owner/operator for submittal to the local regulatory agency.

1. FACILITY INFORMATION

Facility	City of Poway	Date of Testing:	03-14-2012
Facility Address:	14415 Lake Poway Rd.		
Facility Contact:	Fred Campbell	Phone:	(858) 668-4759
Date Local Agency Was Notified of Testing :			
Name of Local Agency Inspector *(if present during testing)*:			

2. TESTING CONTRACTOR INFORMATION

Company Name:	Jenal Engineering Corporation
Technician Conducting Test:	Keegan Slatten
Credentials[1]:	CSLB Contractor X ☐ ICC Service Tech. ☐ SWRCB Tank Tester ☐ Other *(Specify)* _____
License Number(s):	602806 Class A

3. SPILL BUCKET TESTING INFORMATION

Test Method Used:	☐ Hydrostatic	☐ Vacuum	X Other SD County Approved Lake Test	
Test Equipment Used:			Equipment Resolution:	
Identify Spill Bucket *(By Tank Number, Stored Product, etc.)*	**1. Unleaded**	**2. Diesel**		
Bucket Installation Type:	**Contained in Sump**	**Contained in Sump**		
Bucket Diameter:	10.5"	10.5"		
Bucket Depth:	10"	10"		
Wait time between applying vacuum/water and start of test:	30 Minutes	30 Minutes		
Test Start Time (T_I):	7:00	7:00		
Initial Reading (R_I):	7"	7 ½"		
Test End Time (T_F):	9:00	9:00		
Final Reading (R_F):	7"	7 ½"		
Test Duration ($T_F - T_I$):	1 Hour	1 Hour		
Change in Reading ($R_F - R_I$):	0.00	0.00		
Pass/Fail Threshold or Criteria:	+/- 0.0"	+/- 0.0"		
Test Result:	**Pass**	**Pass**		

Comments – *(include information on repairs made prior to testing, and recommended follow-up for failed tests)*

CERTIFICATION OF TECHNICIAN RESPONSIBLE FOR CONDUCTING THIS TESTING

I hereby certify that all the information contained in this report is true, accurate, and in full compliance with legal requirements.

Technician's Signature: _____ Date: 3/14/2012

[1] State laws and regulations do not currently require testing to be performed by a qualified contractor. However, local requirements may be more stringent.

SAN DIEGO COUNTY
DEPARTMENT OF ENVIRONMENTAL HEALTH–CUPA
HAZARDOUS MATERIALS DIVISION
P.O. BOX 129261, SAN DIEGO, CA 92112-9261
(619) 338-2222 FAX (619) 338-2377
1-800-253-9933

UNDERGROUND STORAGE TANKS–FACILITY

TYPE OF ACTION (Check one item only) ☐ 1. NEW SITE PERMIT ☒ 3. RENEWAL PERMIT ☐ 4. AMENDED PERMIT ☐ 5. CHANGE OF INFORMATION specify change local use only ____ ☐ 6. TEMPORARY SITE CLOSURE ☐ 7. PERMANENTLY CLOSED SITE ☐ 8. TANK REMOVED 400

I. FACILITY / SITE INFORMATION

105397

BUSINESS NAME (Same as FACILITY NAME or DBA – Doing Business As) 3	FACILITY ID# 3 7 [illegible] 0 0 0 [illegible]
City of Poway Fleet Maintenance	

LOCATION OF TANK (Address) 401	FACILITY OWNER TYPE
14415 Lake Poway Road	☐ 1. CORPORATION ☐ 2. INDIVIDUAL ☐ 3. PARTNERSHIP ☒ 4. LOCAL AGENCY/DISTRICT* ☐ 5. COUNTY AGENCY* ☐ 6. STATE AGENCY* ☐ 7. FEDERAL AGENCY* 402
BUSINESS TYPE ☒ 1. GAS STATION ☐ 2. DISTRIBUTOR ☐ 3. FARM ☐ 4. PROCESSOR ☐ 5. COMMERCIAL ☐ 6. OTHER 403	

TOTAL NUMBER OF TANKS REMAINING AT SITE	Is facility on Indian Reservation or trustlands?	*If owner of UST is a public agency: name of supervisor of division, section or office which operates the UST (This is the contact person for the tank records.)
2 404	☐ Yes ☒ No 405	Fleet Supervisor 406

II. PROPERTY OWNER INFORMATION

PROPERTY OWNER NAME 407	PHONE 408
City of Poway	(858) 668-4745
MAILING OR STREET ADDRESS 409	
13325 Civic Center Drive	

CITY 410	STATE 411	ZIP CODE 412
Poway	CA	92064

PROPERTY OWNER TYPE ☒ 1. CORPORATION ☐ 2. INDIVIDUAL ☐ 3. PARTNERSHIP ☒ 4. LOCAL AGENCY / DISTRICT ☐ 5. COUNTY AGENCY ☐ 6. STATE AGENCY ☐ 7. FEDERAL AGENCY 413

III. TANK OWNER INFORMATION

TANK OWNER NAME 414	PHONE 415
Tony Bowers	(858) 668-4745
MAILING OR STREET ADDRESS 416	
14415 Lake Poway Road	

CITY 417	STATE 418	ZIP CODE 419
Poway	CA	92064

TANK OWNER TYPE ☐ 1. CORPORATION ☐ 2. INDIVIDUAL ☒ 4. LOCAL AGENCY / DISTRICT ☐ 6. STATE AGENCY ☐ 3. PARTNERSHIP ☐ 5. COUNTY AGENCY ☐ 7. FEDERAL AGENCY 420

IV. BOARD OF EQUALIZATION UST STORAGE FEE ACCOUNT NUMBER

TY (TK) HQ 44- _____ Call (916) 322-9669 if questions arise 421

V. PETROLEUM UST FINANCIAL RESPONSIBILITY

INDICATE METHOD(s) ☐ 1. SELF-INSURED ☐ 2. GUARANTEE ☐ 3. INSURANCE ☐ 4. SURETY BOND ☐ 5. LETTER OF CREDIT ☐ 6. EXEMPTION ☐ 7. STATE FUND ☐ 8. STATE FUND & CFO LETTER ☐ 9. STATE FUND & CD ☒ 10. LOCAL GOVT MECHANISM ☐ 99. OTHER: ____ 422

VI. LEGAL NOTIFICATION AND MAILING ADDRESS

Check one box to indicate which address should be used for legal notifications and mailing. Legal notifications and mailings will be sent to the tank owner unless box 1 or 2 is checked. ☒ 1. FACILITY ☐ 2. PROPERTY OWNER ☐ 3. TANK OWNER 423

VII. APPLICANT SIGNATURE

Certification – I certify that the information provided herein is true and accurate to the best of my knowledge.

SIGNATURE OF APPLICANT	DATE 424	PHONE 425
[signature]	2/21/12	(858) 668-4745
NAME OF APPLICANT (print) 426	TITLE OF APPLICANT 427	
ony Bowers	Fleet Supervisor	

STATE UST FACILITY NUMBER (For local use only) 428	1998 UPGRADE CERTIFICATE NUMBER (For local use only) 429

SAN DIEGO COUNTY
DEPARTMENT OF ENVIRONMENTAL HEALTH - CUPA
HAZARDOUS MATERIALS DIVISION
P.O. BOX 129261, SAN DIEGO, CA 92112-9261
(619) 338-2222 FAX (619) 338-2377
1-800-253-9933

UNDERGROUND STORAGE TANKS – TANK PAGE 1

TANKS (two pages per tank)

TYPE OF ACTION (Check one item only) ☐ 1. NEW SITE PERMIT ☐ 4. AMENDED PERMIT (Specify reason – for local use only) ☐ 5. CHANGE OF INFORMATION (Specify reason – for local use only) ☐ 6. TEMPORARY SITE CLOSURE ☐ 7 PERMANENTLY CLOSED ON SITE ☒ 3 RENEWAL PERMIT ☐ 8 TANK REMOVED 430

BUSINESS NAME (Same as FACILITY NAME or DBA – Doing Business As) 3	FACILITY ID:													
City of Poway - Fleet Maintenance	3	7	[illegible]	0	0	0	[illegible]	0	4	1	2	2	A	1

LOCATION WITHIN SITE (Optional) 431
Commercial

I. TANK DESCRIPTION (A scaled plot plan with the location of the UST system including buildings and landmarks shall be submitted to the local agency.)

TANK ID # 432	TANK MANUFACTURER 433	COMPARTMENTALIZED TANK ☐ Yes ☒ No 434 (If "Yes", complete one page for each compartment)
Diesel	Joor	
DATE INSTALLED (YEAR/MO) 435	TANK CAPACITY IN GALLONS 436	NUMBER OF COMPARTMENTS 437
1987	4000	1

ADDITIONAL DESCRIPTION (For local use only) 438

II. TANK CONTENTS

TANK USE 439
☒ 1. MOTOR VEHICLE FUEL (If marked complete Petroleum Type)
☐ 2. NON-FUEL PETROLEUM
☐ 3. CHEMICAL PRODUCT
☐ 4. HAZARDOUS WASTE (Includes Used Oil)
☐ 95. UNKNOWN

PETROLEUM TYPE 440
☐ 1a. REGULAR UNLEADED ☐ 2. LEADED ☐ 5. JET FUEL
☐ 1b. PREMIUM UNLEADED ☒ 3. DIESEL ☐ 6. AVIATION FUEL
☐ 1c. MIDGRADE UNLEADED ☐ 4. GASOHOL ☐ 99. OTHER ____

COMMON NAME (from Hazardous Materials Inventory page) 441	CAS# (from Hazardous Materials Inventory page) 442
Diesel	64741-44-2 60%

III. TANK CONSTRUCTION

TYPE OF TANK (Check one item only) 443
☐ 1. SINGLE WALL ☐ 3. SINGLE WALL WITH EXTERIOR MEMBRANE LINER ☐ 5. SINGLE WALL WITH INTERNAL BLADDER SYSTEM ☐ 95. UNKNOWN
☒ 2. DOUBLE WALL ☐ 4. SINGLE WALL IN VAULT ☐ 99. OTHER

TANK MATERIAL – primary tank (Check one item only) 444
☐ 1. BARE STEEL ☐ 3. FIBERGLASS / PLASTIC ☐ 5. CONCRETE ☒ 95. UNKNOWN
☐ 2. STAINLESS STEEL ☐ 4 STEEL CLAD W/FIBERGLASS REINFORCED PLASTIC (FRP) ☐ 8. FRP COMPTIBLE W/ 100% METHANOL ☐ 99 OTHER

TANK MATERIAL – secondary tank (Check one item only) 445
☐ 1. BARE STEEL ☐ 3. FIBERGLASS / PLASTIC ☐ 5. CONCRETE ☒ 95. UNKNOWN
☐ 2. STAINLESS STEEL ☐ 4. STEEL CLAD W/FIBERGLASS REINFORCED PLASTIC (FRP) ☐ 8. FRP COMPTIBLE W/ 100% METHANOL ☐ 99. OTHER
☐ 10. COATED STEEL

TANK INTERIOR LINING OR COATING (Check one item only) 446
☐ 1. RUBBER LINED ☐ 3. EPOXY LINING ☐ 5. GLASS LINING ☒ 95. UNKNOWN
☐ 2 ALKYD LINING ☐ 4 PHENOLIC LINING ☐ 6 UNLINED ☐ 99 OTHER

DATE INSTALLED 447 (For local use only)

OTHER CORROSION PROTECTION IF APPLICABLE (Check one item only) 448
☐ 1 MANUFACTURED CATHODIC PROTECTION ☐ 3 FIBERGLASS REINFORCED PLASTIC ☒ 95 UNKNOWN
☐ 4 IMPRESSED CURRENT ☐ 99 OTHER
☐ 2 SACRIFICIAL ANODE

449 (For local use only)

SPILL AND OVERFILL (Check all that apply)

YEAR INSTALLED 450	TYPE (local use only) 451
☒ 1 SPILL CONTAINMENT 1/2003	
☒ 2 DROP TUBE 1/2003	
☐ 3 STRIKER PLATE	

OVERFILL PROTECTION EQUIPMENT: YEAR INSTALLED 452
☒ 1. ALARM 1/2003 ☐ 3 FILL TUBE SHUT OFF VALVE
☐ 2. BALL FLOAT ☐ 4. EXEMPT

IV. TANK LEAK DETECTION (A description of the monitoring program shall be submitted to the local agency.)

IF SINGLE WALL TANK (Check all that apply) 453
☐ 1 VISUAL (EXPOSED PORTION ONLY)
☐ 2 AUTOMATIC TANK GAUGING (ATG)
☐ 3 CONTINUOUS ATG
☐ 4 STATISTICAL INVENTORY RECONCILI-ATION (SIR) BIENNIAL TANK TESTING
☐ 5 MANUAL TANK GAUGING (MTG)
☐ 6 VADOSE ZONE
☐ 7 GROUNDWATER
☐ 8 TANK TESTING
☐ 99 OTHER

IF DOUBLE WALL TANK OR TANK WITH BLADDER (Check one item only) 454
☐ 1 VISUAL (SINGLE WALL IN VAULT ONLY)
☒ 2 CONTINUOUS INTERSTITIAL MONITORING
☐ 3 MANUAL MONITORING

V. TANK CLOSURE INFORMATION / PERMANENT CLOSURE IN PLACE

ESTIMATED DATE LAST USED (YR/MO/DAY) 455	ESTIMATED QUANTITY OF SUBSTANCE REMAINING 456	TANK FILLED WITH INERT MATERIAL? 457
	gallons	☐ Yes ☐ No

SAN DIEGO COUNTY
DEPARTMENT OF ENVIRONMENTAL HEALTH - CUPA
HAZARDOUS MATERIALS DIVISION
P.O. BOX 129261, SAN DIEGO, CA 92112-9261
(619) 338-2222 FAX (619) 338-2377 1-800-253-9933

UNDERGROUND STORAGE TANKS – TANK PAGE 2

VI. PIPING CONSTRUCTION (Check all that apply)

UNDERGROUND PIPING		ABOVEGROUND PIPING	
SYSTEM TYPE	☒ 1. PRESSURE ☐ 2. SUCTION ☐ 3. GRAVITY 458	☒ 1. PRESSURE ☐ 2. SUCTION ☐ 3. GRAVITY	459
CONSTRUCTION	☐ 1. SINGLE WALL ☐ 3. LINED TRENCH ☐ 99. OTHER 460	☐ 1. SINGLE WALL ☐ 95. UNKNOWN	462
MANUFACTURER	☒ 2. DOUBLE WALL ☐ 95. UNKNOWN	☒ 2. DOUBLE WALL ☐ 99. OTHER	
MANUFACTURER	461	MANUFACTURER	463

☐ 1. BARE STEEL	☐ 6. FRP COMPATIBLE w/100% METHANOL	☐ 1. BARE STEEL	☐ 6. FRP COMPATIBLE W/100% METHANOL
☐ 2. STAINLESS STEEL	☐ 7. GALVANIZED STEEL ☐ Unknown	☐ 2. STAINLESS STEEL	☐ 7. GALVANIZED STEEL
☐ 3. PLASTIC COMPATIBLE W/ CONTENTS	☐ 99. Other	☐ 3. PLASTIC COMPATIBLE W/ CONTENTS	☐ 8. FLEXIBLE (HDPE) ☐ 99. OTHER
☒ 4. FIBERGLASS	☐ 8. FLEXIBLE (HDPE)	☒ 4. FIBERGLASS	☐ 9. CATHODIC PROTECTION
☐ 5. STEEL W/COATING	☐ 9. CATHODIC PROTECTION 464	☐ 5. STEEL W/COATING	☐ 95. UNKNOWN 465

VII. PIPING LEAK DETECTION (Check all that apply) (A description of the monitoring program shall be submitted to the local agency.)

UNDERGROUND PIPING

SINGLE WALL PIPING 466

PRESSURIZED PIPING (Check all that apply):
- ☐ 1. ELECTRONIC LINE LEAK DETECTOR 3.0 GPH TEST WITH AUTO PUMP SHUT OFF FOR LEAK, SYSTEM FAILURE, AND SYSTEM DISCONNECTION + AUDIBLE AND VISUAL ALARMS.
- ☐ 2. MONTHLY 0.2 GPH TEST
- ☐ 3. ANNUAL INTEGRITY TEST (0.1GPH)

CONVENTIONAL SUCTION SYSTEMS
- ☐ 5. DAILY VISUAL MONITORING OF PUMPING SYSTEM + TRIENNIAL PIPING INTEGRITY TEST (0.1 GPH)

SAFE SUCTION SYSTEMS (NO VALVES IN BELOW GROUNDPIPING):
- ☐ 7. SELF MONITORING

GRAVITY FLOW
- ☐ 9. BIENNIAL INTEGRITY TEST (0.1 GPH)

SECONDARILY CONTAINED PIPING

PRESSURIZED PIPING (Check all that apply)
- 10. CONTINUOUS TURBINE SUMP SENSOR WITH AUDIBLE AND VISUAL ALARMS AND (Check one)
- ☐ a. AUTO PUMP SHUT OFF WHEN A LEAK OCCURS
- ☒ b. AUTO PUMP SHUT OFF FOR LEAKS, SYSTEM FAILURE AND SYSTEM DISCONNECTION
- ☐ c. NO AUTO PUMP SHUT OFF
- ☒ 11. AUTOMATIC LINE LEAK DETECTOR (3.0 GPH TEST) WITH FLOW SHUT OFF OR RESTRICTION
- ☒ 12. ANNUAL INTEGRITY TEST (0.1 GPH)

SUCTION/GRAVITY SYSTEM
- ☒ 13. CONTINUOUS SUMP SENSOR + AUDIBLE AND VISUAL ALARMS

EMERGENCY GENERATORS ONLY (Check all that apply)
- ☐ 14. CONTINUOUS SUMP SENSOR WITHOUT AUTO PUMP SHUT OFF AUDIBLE AND VISUAL ALARMS
- ☐ 15. AUTOMATIC LINE LEAK DETECTOR (3.0 GPH TEST) WITHOUT FLOW SHUT OFF OR RESTRICTION
- ☐ 16. ANNUAL INTEGRITY TEST (0.1 GPH)
- ☐ 17. DAILY VISUAL CHECK

ABOVEGROUND PIPING

SINGLE WALL PIPING 467

PRESSURIZED PIPING (Check all that apply).
- ☐ 1. ELECTRONIC LINE LEAK DETECTOR 3.0 GPH TEST WITH AUTO PUMP SHUT OFF FOR LEAK, SYSTEM FAILURE, AND SYSTEM DISCONNECTION + AUDIBLE AND VISUAL ALARMS.
- ☐ 2. MONTHLY 0.2 GPH TEST
- ☐ 3. ANNUAL INTEGRITY TEST (0.1GPH)
- ☐ 4. DAILY VISUAL CHECK

CONVENTIONAL SUCTION SYSTEMS (Check all that apply)
- ☐ 5. DAILY VISUAL MONITORING OF PIPING AND PUMPING SYSTEM
- ☐ 6 TRIENNIAL INTEGRITY TEST (0.1 GPH)

SAFE SUCTION SYSTEMS (NO VALVES IN BELOW GROUND PIPING):
- ☐ 7 SELF MONITORING

GRAVITY FLOW (Check all that apply):
- ☐ 8. DAILY VISUAL MONITORING
- ☐ 9. BIENNIAL INTEGRITY TEST (0.1 GPH)

SECONDARILY CONTAINED PIPING

PRESSURIZED PIPING (Check all that apply).
- 10. CONTINUOUS TURBINE SUMP SENSOR WITH AUDIBLE AND VIISUAL ALARMS AND (Check one)
- ☐ a. AUTO PUMP SHUT OFF WHEN A LEAK OCCURS
- ☒ b. AUTO PUMP SHUT OFF FOR LEAKS, SYSTEM FAILURE AND SYSTEM DISCONNECTION
- ☐ c. NO AUTO PUMP SHUT OFF
- ☒ 11. AUTOMATIC LEAK DETECTOR
- ☒ 12. ANNUAL INTEGRITY TEST (0.1 GPH)

SUCTION/GRAVITY SYSTEM
- ☒ 13. CONTINUOUS SUMP SENSOR + AUDIBLE AND VISUAL ALARMS

EMERGENCY GENERATORS ONLY (Check all that apply)
- ☐ 14. CONTINUOUS SUMP SENSOR WITHOUT AUTO PUMP SHUT OFF * AUDIBLE AND VISUAL ALARMS
- ☐ 15. AUTOMATIC LINE LEAK DETECTOR (3.0 GPH TEST)
- ☐ 16. ANNUAL INTEGRITY TEST (0.1 GPH)
- ☐ 17. DAILY VISUAL CHECK

VIII. DISPENSER CONTAINMENT

DISPENSER CONTAINMENT
DATE INSTALLED 468

- ☒ 1. FLOAT MECHANISM THAT SHUTS OFF SHEAR VALVE
- ☐ 2. CONTINUOUS DISPENSER PAN SENSOR + AUDIBLE AND VISUAL ALARMS
- ☒ 3. CONTINUOUS DISPENSER PAN SENSOR WITH AUTO SHUT OFF FOR DISPENSER + AUDIBLE AND VISUAL ALARMS
- ☒ 4. DAILY VISUAL CHECK
- ☐ 5. TRENCH LINER / MONITORING
- ☐ 6. NONE 469

IX. OWNER/OPERATOR SIGNATURE

I certify that the information provided herein is true and accurate to the best of my knowledge.

SIGNATURE OF OWNER/OPERATOR	DATE 470
R Tony Bowers For City of San Diego	2/21/12
NAME OF OWNER/OPRATOR (print)	TITLE OF OWNER/OPERATOR 472
Tony Bowers	Fleet Supervisor

Permit Number (For local use only) 473	Permit Approved (For local use only) 474	Permit Expiration Date (For local use only) 475

SAN DIEGO COUNTY
DEPARTMENT OF ENVIRONMENTAL HEALTH - CUPA
HAZARDOUS MATERIALS DIVISION
P.O. BOX 129261, SAN DIEGO, CA 92112-9261
(619) 338-2222 FAX (619) 338-2377
1-800-253-9933

UNDERGROUND STORAGE TANKS – TANK PAGE 1

TANKS (two pages per tank)

TYPE OF ACTION (Check one item only) ☐ 1. NEW SITE PERMIT ☐ 4. AMENDED PERMIT ☐ 5. CHANGE OF INFORMATION ☐ 6. TEMPORARY SITE CLOSURE ☐ 7 PERMANENTLY CLOSED ON SITE ☒ 3 RENEWAL PERMIT (Specify reason – for local use only) (Specify reason – for local use only) ☐ 8 TANK REMOVED 430

BUSINESS NAME (Same as FACILITY NAME or DBA – Doing Business As) 3	FACILITY ID:
City of Poway - Fleet Maintenance	3 7 0 0 0 0 4 1 2 2 A 1

LOCATION WITHIN SITE (Optional) 431
Commercial

I. TANK DESCRIPTION (A scaled plot plan with the location of the UST system including buildings and landmarks shall be submitted to the local agency.)

TANK ID # 432	TANK MANUFACTURER 433	COMPARTMENTALIZED TANK ☐ Yes ☒ No 434
Unlead	Joor	If "Yes", complete one page for each compartment
DATE INSTALLED (YEAR/MO) 435	TANK CAPACITY IN GALLONS 436	NUMBER OF COMPARTMENTS 437
1987	6000	1

ADDITIONAL DESCRIPTION (For local use only) 438

II. TANK CONTENTS

TANK USE 439
☒ 1. MOTOR VEHICLE FUEL (If marked complete Petroleum Type)
☐ 2. NON-FUEL PETROLEUM
☐ 3. CHEMICAL PRODUCT
☐ 4. HAZARDOUS WASTE (Includes Used Oil)
☐ 95. UNKNOWN

PETROLEUM TYPE 440
☒ 1a. REGULAR UNLEADED ☐ 2. LEADED ☐ 5. JET FUEL
☐ 1b. PREMIUM UNLEADED ☐ 3. DIESEL ☐ 6. AVIATION FUEL
☐ 1c. MIDGRADE UNLEADED ☐ 4. GASOHOL ☐ 99. OTHER ____

COMMON NAME (from Hazardous Materials Inventory page) 441	CAS# (from Hazardous Materials Inventory page) 442
Unleaded Gasoline	86290-81-5

III. TANK CONSTRUCTION

TYPE OF TANK (Check one item only) 443
☐ 1. SINGLE WALL ☐ 3. SINGLE WALL WITH EXTERIOR MEMBRANE LINER ☐ 5. SINGLE WALL WITH INTERNAL BLADDER SYSTEM ☐ 95. UNKNOWN
☒ 2. DOUBLE WALL ☐ 4. SINGLE WALL IN VAULT ☐ 99. OTHER

TANK MATERIAL – primary tank (Check one item only) 444
☐ 1. BARE STEEL ☐ 3. FIBERGLASS / PLASTIC ☐ 5. CONCRETE ☐ 95. UNKNOWN
☒ 2. STAINLESS STEEL ☐ 4. STEEL CLAD W/FIBERGLASS REINFORCED PLASTIC (FRP) ☐ 8. FRP COMPTIBLE W/ 100% METHANOL ☐ 99. OTHER

TANK MATERIAL – secondary tank (Check one item only) 445
☐ 1. BARE STEEL ☐ 3. FIBERGLASS / PLASTIC ☐ 5. CONCRETE ☐ 95. UNKNOWN
☒ 2. STAINLESS STEEL ☐ 4. STEEL CLAD W/FIBERGLASS REINFORCED PLASTIC (FRP) ☐ 8. FRP COMPTIBLE W/ 100% METHANOL ☐ 99. OTHER
☐ 10. COATED STEEL

TANK INTERIOR LINING OR COATING (Check one item only) 446 DATE INSTALLED 447 (For local use only)
☐ 1. RUBBER LINED ☐ 3. EPOXY LINING ☐ 5. GLASS LINING ☒ 95. UNKNOWN
☐ 2 ALKYD LINING ☐ 4 PHENOLIC LINING ☐ 6 UNLINED ☐ 99 OTHER

OTHER CORROSION PROTECTION IF APPLICABLE (Check one item only) 448 449 (For local use only)
☐ 1 MANUFACTURED CATHODIC PROTECTION ☐ 3 FIBERGLASS REINFORCED PLASTIC ☒ 95 UNKNOWN
☐ 2 SACRIFICIAL ANODE ☐ 4 IMPRESSED CURRENT ☐ 99 OTHER

SPILL AND OVERFILL (Check all that apply)	YEAR INSTALLED 450	TYPE (local use only) 451	OVERFILL PROTECTION EQUIPMENT: YEAR INSTALLED 452	
☒ 1 SPILL CONTAINMENT	1/24/2003		☒ 1. ALARM 1/24/2003	☐ 3. FILL TUBE SHUT OFF VALVE
☒ 2 DROP TUBE	1/24/2003		☐ 2. BALL FLOAT	☐ 4. EXEMPT
☐ 3 STRIKER PLATE				

IV. TANK LEAK DETECTION (A description of the monitoring program shall be submitted to the local agency.)

IF SINGLE WALL TANK (Check all that apply) 453
☐ 1 VISUAL (EXPOSED PORTION ONLY)
☐ 2 AUTOMATIC TANK GAUGING (ATG)
☐ 3 CONTINUOUS ATG
☐ 4 STATISTICAL INVENTORY RECONCILIATION (SIR) BIENNIAL TANK TESTING
☐ 5 MANUAL TANK GAUGING (MTG)
☐ 6 VADOSE ZONE
☐ 7 GROUNDWATER
☐ 8 TANK TESTING
☐ 99 OTHER

IF DOUBLE WALL TANK OR TANK WITH BLADDER (Check one item only)
☐ 1 VISUAL (SINGLE WALL IN VAULT ONLY)
☒ 2 CONTINUOUS INTERSTITIAL MONITORING
☐ 3 MANUAL MONITORING

V. TANK CLOSURE INFORMATION / PERMANENT CLOSURE IN PLACE

ESTIMATED DATE LAST USED (YR/MO/DAY) 455	ESTIMATED QUANTITY OF SUBSTANCE REMAINING 456	TANK FILLED WITH INERT MATERIAL? 457
	gallons	☐ Yes ☐ No

SAN DIEGO COUNTY
DEPARTMENT OF ENVIRONMENTAL HEALTH - CUPA
HAZARDOUS MATERIALS DIVISION
P.O. BOX 129261, SAN DIEGO, CA 92112-9261
(619) 338-2222 FAX (619) 338-2377 1-800-253-9933

UNDERGROUND STORAGE TANKS – TANK PAGE 2

VI. PIPING CONSTRUCTION (Check all that apply)

	UNDERGROUND PIPING				ABOVEGROUND PIPING			
SYSTEM TYPE	☒ 1. PRESSURE	☐ 2. SUCTION	☐ 3. GRAVITY	458	☒ 1. PRESSURE	☐ 2. SUCTION	☐ 3. GRAVITY	459
CONSTRUCTION	☐ 1. SINGLE WALL	☐ 3. LINED TRENCH	☐ 99. OTHER	460	☐ 1. SINGLE WALL	☐ 95. UNKNOWN		462
MANUFACTURER	☒ 2. DOUBLE WALL	☐ 95. UNKNOWN			☒ 2. DOUBLE WALL	☐ 99. OTHER		
MANUFACTURER				461	MANUFACTURER			463

UNDERGROUND PIPING				ABOVEGROUND PIPING		
☐ 1. BARE STEEL	☐ 6. FRP COMPATIBLE w/100% METHANOL			☐ 1. BARE STEEL	☐ 6. FRP COMPATIBLE W/100% METHANOL	
☐ 2. STAINLESS STEEL	☐ 7. GALVANIZED STEEL	☐ Unknown		☐ 2. STAINLESS STEEL	☐ 7. GALVANIZED STEEL	
☐ 3. PLASTIC COMPATIBLE W/ CONTENTS		☐ 99. Other		☐ 3. PLASTIC COMPATIBLE W/ CONTENTS	☐ 8. FLEXIBLE (HDPE)	☐ 99. OTHER
☒ 4. FIBERGLASS	☐ 8. FLEXIBLE (HDPE)			☒ 4. FIBERGLASS	☐ 9. CATHODIC PROTECTION	
☐ 5. STEEL W/COATING	☐ 9. CATHODIC PROTECTION		464	☐ 5. STEEL W/COATING	☐ 95. UNKNOWN	465

VII. PIPING LEAK DETECTION (Check all that apply) (A description of the monitoring program shall be submitted to the local agency)

UNDERGROUND PIPING	ABOVEGROUND PIPING
SINGLE WALL PIPING 466	**SINGLE WALL PIPING** 467
PRESSURIZED PIPING (Check all that apply)	PRESSURIZED PIPING (Check all that apply):
☒ 1. ELECTRONIC LINE LEAK DETECTOR 3.0 GPH TEST WITH AUTO PUMP SHUT OFF FOR LEAK, SYSTEM FAILURE, AND SYSTEM DISCONNECTION + AUDIBLE AND VISUAL ALARMS.	☐ 1. ELECTRONIC LINE LEAK DETECTOR 3.0 GPH TEST WITH AUTO PUMP SHUT OFF FOR LEAK, SYSTEM FAILURE, AND SYSTEM DISCONNECTION + AUDIBLE AND VISUAL ALARMS.
☐ 2. MONTHLY 0.2 GPH TEST	☐ 2. MONTHLY 0.2 GPH TEST
☒ 3. ANNUAL INTEGRITY TEST (0.1GPH)	☐ 3. ANNUAL INTEGRITY TEST (0.1GPH)
	☐ 4. DAILY VISUAL CHECK
CONVENTIONAL SUCTION SYSTEMS	CONVENTIONAL SUCTION SYSTEMS (Check all that apply)
☐ 5. DAILY VISUAL MONITORING OF PUMPING SYSTEM + TRIENNIAL PIPING INTEGRITY TEST (0.1 GPH)	☐ 5. DAILY VISUAL MONITORING OF PIPING AND PUMPING SYSTEM
SAFE SUCTION SYSTEMS (NO VALVES IN BELOW GROUNDPIPING):	☐ 6. TRIENNIAL INTEGRITY TEST (0.1 GPH)
☐ 7. SELF MONITORING	SAFE SUCTION SYSTEMS (NO VALVES IN BELOW GROUND PIPING):
GRAVITY FLOW	☐ 7. SELF MONITORING
☐ 9 BIENNIAL INTEGRITY TEST (0.1 GPH)	GRAVITY FLOW (Check all that apply)
	☐ 8 DAILY VISUAL MONITORING
	☐ 9 BIENNIAL INTEGRITY TEST (0.1 GPH)
SECONDARILY CONTAINED PIPING	**SECONDARILY CONTAINED PIPING**
PRESSURIZED PIPING (Check all that apply)	PRESSURIZED PIPING (Check all that apply)
10. CONTINUOUS TURBINE SUMP SENSOR WITH AUDIBLE AND VISUAL ALARMS AND (Check one)	10. CONTINUOUS TURBINE SUMP SENSOR WITH AUDIBLE AND VIISUAL ALARMS AND (Check one)
☐ a. AUTO PUMP SHUT OFF WHEN A LEAK OCCURS	☐ a. AUTO PUMP SHUT OFF WHEN A LEAK OCCURS
☒ b. AUTO PUMP SHUT OFF FOR LEAKS, SYSTEM FAILURE AND SYSTEM DISCONNECTION	☒ b. AUTO PUMP SHUT OFF FOR LEAKS, SYSTEM FAILURE AND SYSTEM DISCONNECTION
☐ c. NO AUTO PUMP SHUT OFF	☐ c. NO AUTO PUMP SHUT OFF
☒ 11. AUTOMATIC LINE LEAK DETECTOR (3.0 GPH TEST) WITH FLOW SHUT OFF OR RESTRICTION	☒ 11. AUTOMATIC LEAK DETECTOR
☒ 12 ANNUAL INTEGRITY TEST (0.1 GPH)	☒ 12. ANNUAL INTEGRITY TEST (0.1 GPH)
SUCTION/GRAVITY SYSTEM	SUCTION/GRAVITY SYSTEM
☒ 13. CONTINUOUS SUMP SENSOR + AUDIBLE AND VISUAL ALARMS	☒ 13. CONTINUOUS SUMP SENSOR + AUDIBLE AND VISUAL ALARMS
EMERGENCY GENERATORS ONLY (Check all that apply)	**EMERGENCY GENERATORS ONLY** (Check all that apply)
☐ 14. CONTINUOUS SUMP SENSOR WITHOUT AUTO PUMP SHUT OFF AUDIBLE AND VISUAL ALARMS	☐ 14. CONTINUOUS SUMP SENSOR WITHOUT AUTO PUMP SHUT OFF + AUDIBLE AND VISUAL ALARMS
☐ 15. AUTOMATIC LINE LEAK DETECTOR (3.0 GPH TEST) WITHOUT FLOW SHUT OFF OR RESTRICTION	☐ 15. AUTOMATIC LINE LEAK DETECTOR (3.0 GPH TEST)
☐ 16. ANNUAL INTEGRITY TEST (0.1 GPH)	☐ 16. ANNUAL INTEGRITY TEST (0.1 GPH)
☐ 17. DAILY VISUAL CHECK	☐ 17. DAILY VISUAL CHECK

VIII. DISPENSER CONTAINMENT

DISPENSER CONTAINMENT	☒ 1. FLOAT MECHANISM THAT SHUTS OFF SHEAR VALVE	☒ 4. DAILY VISUAL CHECK	
DATE INSTALLED 468	☐ 2. CONTINUOUS DISPENSER PAN SENSOR + AUDIBLE AND VISUAL ALARMS	☐ 5. TRENCH LINER / MONITORING	
	☒ 3. CONTINUOUS DISPENSER PAN SENSOR WITH AUTO SHUT OFF FOR DISPENSER + AUDIBLE AND VISUAL ALARMS	☐ 6. NONE	469

IX. OWNER/OPERATOR SIGNATURE

I certify that the information provided herein is true and accurate to the best of my knowledge

SIGNATURE OF OWNER/OPERATOR For City of Poway	DATE 7/21/12 470
NAME OF OWNER/OPRATOR (print) Tony Bowers	TITLE OF OWNER/OPERATOR Fleet Supervisor 472

Permit Number (For local use only) 473 | Permit Approved (For local use only) 474 | Permit Expiration Date (For local use only) 475

ENTRON IN AA

DEH 2002-HUPTB-T.U 02-397 105397 TWALSH

JENAL ENGINEERING CORP.

GENERAL ENGINEERING CONTRACTOR

RECEIVED

MAR 22 2013

ENVIRONMENTAL HEALTH

3/19/2013

To: County of San Diego
Department of Environmental Health
P.O. Box 129261
San Diego, CA 92112-9261

Attn: Todd Walsh

Site: City of Poway
Fleet/Facility Maintenance
14415 Lake Poway Road
Poway, CA 92064

Re: Annual Tank Monitor Certification

Attached is documentation associated with the Annual Tank Monitor Certification performed at this site identified above. Retain for your records.

If you need any additional data, please contact me at (800) 929-8046.

Thank you,

Alan P. Westermeyer
Vice President - Jenal Engineering Corp.

CC: Tony Bowers
APW:ll-031913
File: S-18665, memo annual tank cert

P.O. BOX 459 • LEMON GROVE, CA 91946 BUS. (619) 697-2200 FAX (619) 697-2400

County of San Diego
DEPARTMENT OF ENVIRONMENTAL HEALTH-HAZARDOUS MATERIALS DIVISION
P.O. BOX 129261, SAN DIEGO, CA 92112-9261
(858) 505-6880 1-800-253-9933 FAX (858) 505-6848; http://www.sdcdeh.org

RECEIVED
MAR 22 2013
ENVIRONMENTAL HEALTH

UNDERGROUND STORAGE TANK MONITORING SYSTEM CERTIFICATION

Authority Cited: Chapter 6.7, Health and Safety Code; Chapter 16, Division 3, Title 23, California Code of Regulations

This form must be used to document installation, testing and servicing of monitoring equipment. A separate certification or report must be prepared for each monitoring system control panel by the technician who performs the work. A copy of this form must be provided to the tank system owner/operator. The owner/operator must submit a copy of this form to the local agency regulating UST systems within 30 days of test date.

Plan Check Number: **Permit Number: 105397**

A. General Information

Facility Name: City of Poway Bldg. No.:

Site Address: 14415 Lake Poway Rd. City: Poway Zip: 92064-

Facility Contact Person: Tony Bowers Contact Phone No.: (858) 668-4745 x

Make/Model of Monitoring System: Veeder-Root TLS 350 Date of Testing/Servicing: 14-Mar-13

B. Inventory of Equipment Tested/Certified: Check the appropriate boxes to indicate specific equipment installed/ inspected serviced:

Tank ID: T-1 87 Unleaded ☒ In-Tank Gauging Probe Model: 864390-107 ☒ Annular Space or Vault Sensor Model: 794390-420 ☒ Piping Sump / Trench Sensor(s) Model: 794380-208 ☒ Fill Sump Sensor(s) Model: 794380-208 ☒ Mechanical Line Leak Detector Model: Red Jacket FX ☐ Electronic Line Leak Detector Model: ☐ Tank Overfill / High-Level Sensor Model: ☐ Other (specify equipment type and model in Section E on Page 2).	**Tank ID**: T-2 Diesel ☒ In-Tank Gauging Probe Model: 864390-107 ☒ Annular Space or Vault Sensor Model: 794390-420 ☒ Piping Sump / Trench Sensor(s) Model: 794380-208 ☒ Fill Sump Sensor(s) Model: 794380-208 ☒ Mechanical Line Leak Detector Model: Red Jacket FX ☐ Electronic Line Leak Detector Model: ☐ Tank Overfill / High-Level Sensor Model: ☐ Other (specify equipment type and model in Section E on Page 2).
Tank ID: ☐ In-Tank Gauging Probe Model: ☐ Annular Space or Vault Sensor Model: ☐ Piping Sump / Trench Sensor(s) Model: ☐ Fill Sump Sensor(s) Model: ☐ Mechanical Line Leak Detector Model: ☐ Electronic Line Leak Detector Model: ☐ Tank Overfill / High-Level Sensor Model: ☐ Other (specify equipment type and model in Section E on Page 2).	**Tank ID**: ☐ In-Tank Gauging Probe Model: ☐ Annular Space or Vault Sensor Model: ☐ Piping Sump / Trench Sensor(s) Model: ☐ Fill Sump Sensor(s) Model: ☐ Mechanical Line Leak Detector Model: ☐ Electronic Line Leak Detector Model: ☐ Tank Overfill / High-Level Sensor Model: ☐ Other (specify equipment type and model in Section E on Page 2).
Dispenser ID: #1/2 ☒ Dispenser Containment Sensor(s). Model: 794380-208 ☒ Shear Valve(s). ☐ Dispenser Containment Float(s) and Chain(s).	**Dispenser ID:** #3/4 ☒ Dispenser Containment Sensor(s). Model: 794380-208 ☒ Shear Valve(s). ☐ Dispenser Containment Float(s) and Chain(s).
Dispenser ID: ☐ Dispenser Containment Sensor(s). Model: ☐ Shear Valve(s). ☐ Dispenser Containment Float(s) and Chain(s).	**Dispenser ID:** ☐ Dispenser Containment Sensor(s). Model: ☐ Shear Valve(s). ☐ Dispenser Containment Float(s) and Chain(s).
Dispenser ID: ☐ Dispenser Containment Sensor(s). Model: ☐ Shear Valve(s). ☐ Dispenser Containment Float(s) and Chain(s).	**Dispenser ID:** ☐ Dispenser Containment Sensor(s). Model: ☐ Shear Valve(s). ☐ Dispenser Containment Float(s) and Chain(s).

*If the facility contains more tanks or dispensers, copy this form. Include information for every tank and dispenser at the facility.

C. Certification - I certify that the equipment identified in this document was installed/inspected/serviced in accordance with the manufacturers' guidelines. Attached to this Certification is information (e.g. manufacturers' checklists) necessary to verify that this information is correct and a Plot Plan showing the layout of monitoring equipment. For any equipment capable of generating such reports, I have also attached a copy of the report *(check all that apply)*: ☒ Copy of the report ☒ System set-up ☒ Alarm history report

Technician Name (print): Keegan Slatten

Signature: Keegan Slatten

Certification No.: B33106 License No.: 602806-A

Testing Company Name: Jenal Engineering Corporation Phone No.: (619) 697-2200 x

Testing Company Address: P O Box 459 Lemon Grove, CA 91946-0459 Date of Testing/Servicing: 14-Mar-13

D. Results of Testing/Servicing

Permit Number:

Software Version Installed:

Complete the following checklist:

☐ Yes	☐ No*	Is the audible alarm operational?
☒ Yes	☐ No*	Is the visual alarm operational?
☒ Yes	☐ No*	Were all sensors visually inspected, functionally tested, and confirmed operational?
☒ Yes	☐ No*	Were all sensors installed at lowest point of secondary containment and positioned so that other equipment will not interfere with their proper operation?
☐ Yes	☐ No* ☒ N/A	If alarms are relayed to a remote monitoring station, is all communications equipment (e.g. modem) operational?
☒ Yes	☐ No* ☐ N/A	For pressurized piping systems, does the turbine automatically shut down if the piping secondary containment monitoring system detects a leak, fails to operate, or is electrically disconnected? If yes: which sensors initiate positive shutdown? *(Check all that apply)* ☒ Sump/Trench Sensors; ☒ Dispenser Containment Sensors. Did you confirm positive shutdown due to leaks and sensor failure/disconnection? ☒ Yes; ☐ No.
☒ Yes	☐ No* ☐ N/A	For tank systems that utilize the monitoring system as the primary tank overfill warning device (i.e. no mechanical overfill prevention valve is installed), is the overfill warning alarm visible and audible at the tank fill point(s) and operating properly? If so, at what percent of tank capacity does the alarm trigger? 90%
☒ Yes*	☐ No	Was any monitoring equipment replaced? If yes, identify specific sensors, probes, or other equipment replaced and list the manufacturer name and model for all replacement parts in Section E, below.
☐ Yes*	☒ No	Was liquid found inside any secondary containment systems designed as dry systems? *(Check all that apply)* ☐ Product; ☐ Water. If yes, describe causes in Section E, below.
☒ Yes	☐ No*	Was monitoring system set-up reviewed to ensure proper settings? Attach set up reports, if applicable
☒ Yes	☐ No*	Is all monitoring equipment operational per manufacturer's specifications?

*** In Section E below, describe how and when these deficiencies were or will be corrected.**

E. Comments (500 characters max. add additional sheets if needed):

Note: Interstitial sensor in diesel tank was out of perimeter. Jenal crews replaced sensor, part # VR 794380-420.

UNDERGROUND STORAGE TANK MONITORING SYSTEM CERTIFICATION

F. In-Tank Gauging / SIR Equipment: **Permit Number:** 105397

☐ Check this box if tank gauging is used only for inventory control

☐ Check this box if no tank gauging or SIR equipment is installed

This section must be completed if in-tank gauging equipment is used to perform leak detection monitoring.

Complete the following checklist:

☒ Yes	☐ No*	Has all input wiring been inspected for proper entry and termination, including testing for ground faults?
☒ Yes	☐ No*	Were all tank gauging probes visually inspected for damage and residue buildup?
☒ Yes	☐ No*	Was accuracy of system product level readings tested?
☒ Yes	☐ No*	Was accuracy of system water level readings tested?
☒ Yes	☐ No*	Were all probes reinstalled properly?
☒ Yes	☐ No*	Were all items on the equipment manufacturer's maintenance checklist completed?

*** In Section H below, describe how and when these deficiencies were or will be corrected.**

G. Line Leak Detectors (LLD): ☐ Check this box if LLDs are not installed.

Complete the following checklist:

☒ Yes	☐ No* ☐ N/A	For equipment start-up or annual equipment certification, was a leak simulated to verify LLD performance? *(Check all that apply)* Simulated leak rate: ☐ 3 g.p.h.; ☐ 0.1 g.p.h. ; ☐ 0.2 g.p.h.
☒ Yes	☐ No*	Were all LLDs confirmed operational and accurate within regulatory requirements?
☒ Yes	☐ No*	Was the testing apparatus properly calibrated?
☒ Yes	☐ No* ☐ N/A	For mechanical LLDs, does the LLD restrict product flow if it detects a leak?
☐ Yes	☐ No* ☒ N/A	For electronic LLDs, does the turbine automatically shut off if the LLD detects a leak?
☐ Yes	☐ No* ☒ N/A	For electronic LLDs, does the turbine automatically shut off if any portion of the monitoring system is disabled or disconnected?
☐ Yes	☐ No* ☒ N/A	For electronic LLDs, does the turbine automatically shut off if any portion of the monitoring system malfunctions or fails a test?
☐ Yes	☐ No* ☒ N/A	For electronic LLDs, have all accessible wiring connections been visually inspected?
☒ Yes	☐ No*	Were all items on the equipment manufacturer's maintenance checklist completed?

*** In Section H below, describe how and when these deficiencies were or will be corrected.**

H. Comments (500 characters max. add additional sheets if needed):

I. Results of Vacuum/Pressure Monitoring Equipment Testing

This page should be used to document testing and servicing of vacuum and pressure interstitial sensors. A copy of this form must be included with the Monitoring System Certification Form, which must be provided to the tank system owner/operator. The owner/operator must submit a copy of the Monitoring System Certification Form to the local agency regulating UST systems within 30 days of test date.

	Model: N/A	System Type: ☐ Pressure; ☐ Vacuum
	Component(s) Monitored by this Sensor: N/A	
	Sensor Functionality Test Result: ☐ Pass; ☐ Fail	Interstitial Communication Test Result: ☐ Pass; ☐ Fail
	Component(s) Monitored by this Sensor:	
	Sensor Functionality Test Result: ☐ Pass; ☐ Fail	Interstitial Communication Test Result: ☐ Pass; ☐ Fail
	Component(s) Monitored by this Sensor:	
	Sensor Functionality Test Result: ☐ Pass; ☐ Fail	Interstitial Communication Test Result: ☐ Pass; ☐ Fail
	Component(s) Monitored by this Sensor:	
	Sensor Functionality Test Result: ☐ Pass; ☐ Fail	Interstitial Communication Test Result: ☐ Pass; ☐ Fail
	Component(s) Monitored by this Sensor:	
	Sensor Functionality Test Result: ☐ Pass; ☐ Fail	Interstitial Communication Test Result: ☐ Pass; ☐ Fail
	Component(s) Monitored by this Sensor:	
	Sensor Functionality Test Result: ☐ Pass; ☐ Fail	Interstitial Communication Test Result: ☐ Pass; ☐ Fail
	Component(s) Monitored by this Sensor:	
	Sensor Functionality Test Result: ☐ Pass; ☐ Fail	Interstitial Communication Test Result: ☐ Pass; ☐ Fail
	Component(s) Monitored by this Sensor:	
	Sensor Functionality Test Result: ☐ Pass; ☐ Fail	Interstitial Communication Test Result: ☐ Pass; ☐ Fail
	Component(s) Monitored by this Sensor:	
	Sensor Functionality Test Result: ☐ Pass; ☐ Fail	Interstitial Communication Test Result: ☐ Pass; ☐ Fail
How was interstitial communication verified? ☐ Leak Introduced at Far End of Interstitial Space;[1] ☐ Gauge; ☐ Visual Inspection; ☐ Other *(Describe in Sec. J, below)*		
Was vacuum/pressure restored to operating levels in all interstitial spaces? ☐ Yes ☐ No *(If no, describe in Sec. J, below)*		

J. Comments (500 characters max. add additional sheets if needed):

Not applicable, this site is SB989 compliant, not a 2481 site.

[1] If the sensor successfully detects a simulated vacuum/pressure leak introduced in the interstitial space at the furthest point from the sensor, vacuum/pressure has been demonstrated to be communicating throughout the interstice.

UNDERGROUND STORAGE TANK MONITORING SYSTEM CERTIFICATION

Permit Number: 105397

UST Monitoring Site Plan

Site Address: 14415 Lake Poway Rd, Poway, CA 92064.

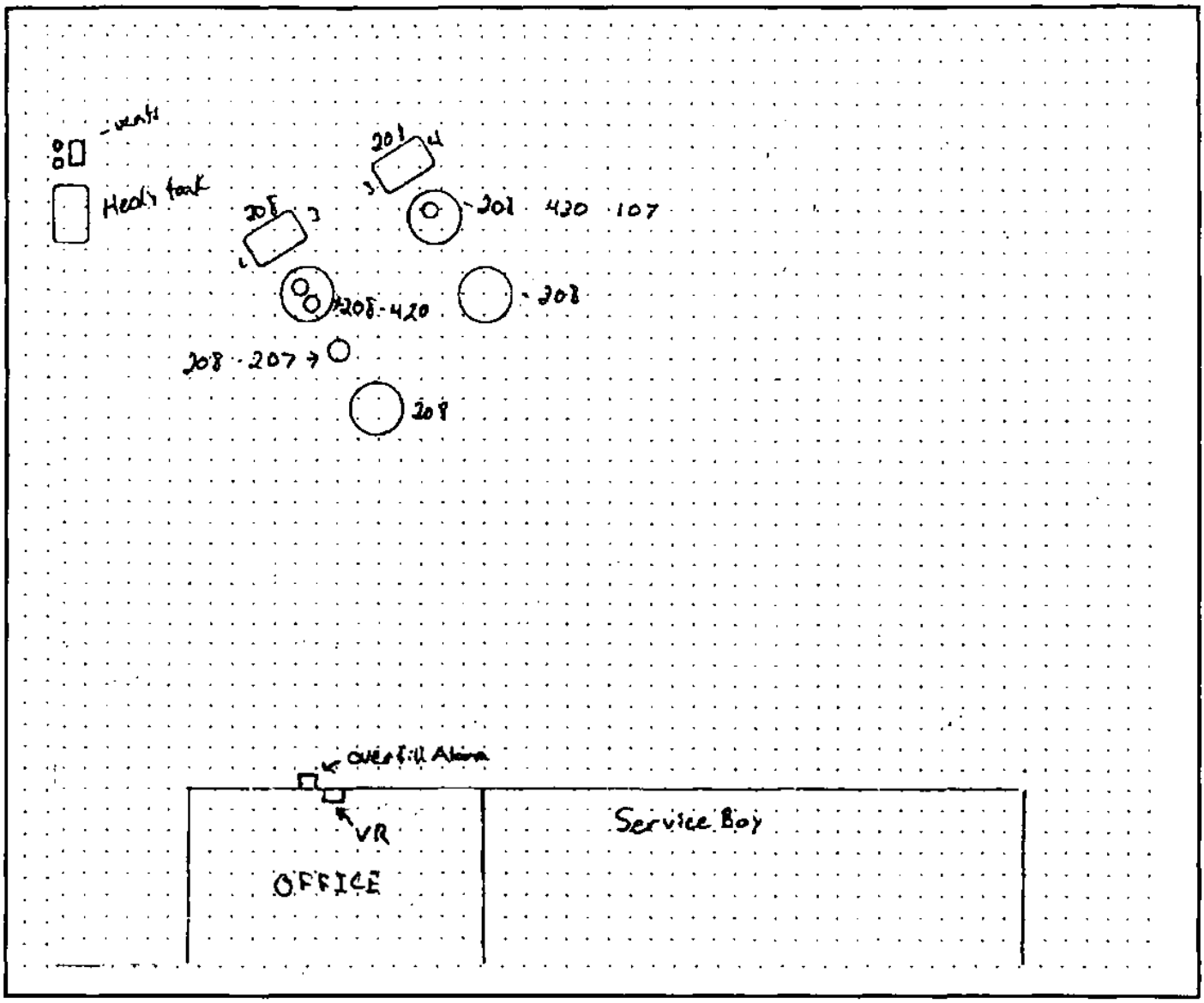

Date map was drawn: 14-Mar-13

Instructions

If you already have a diagram that shows all required information, you may include it, rather than this page, with your Monitoring System Certification. On your site plan, show the general layout of tanks and piping. Clearly identify locations of the following equipment, if installed: monitoring system control panels; sensors monitoring tank annular spaces, sumps, dispenser pans, spill containers, or other secondary containment areas; mechanical or electronic line leak detectors; and in-tank liquid level probes (if used for leak detection). In the space provided, note the date this Site Plan was prepared.

RECEIVED
MAR 22 2013
ENVIRONMENTAL HEALTH

SWRCB, January 2006

Spill Bucket Testing Report Form

This form is intended for use by contractors performing annual testing of UST spill containment structures. The completed form and printouts from tests (if applicable), should be provided to the facility owner/operator for submittal to the local regulatory agency.

1. FACILITY INFORMATION

Facility	City of Poway	Date of Testing:	03-14-2013
Facility Address:	14415 Lake Poway Rd.		
Facility Contact:	Fred Campbell	Phone:	(858) 668-4759
Date Local Agency Was Notified of Testing :	2/21/2013		
Name of Local Agency Inspector *(if present during testing)*:	Todd Walsh		

2. TESTING CONTRACTOR INFORMATION

Company Name:	Jenal Engineering Corporation
Technician Conducting Test:	Keegan Slatten
Credentials[1]:	CSLB Contractor X ☐ ICC Service Tech. ☐ SWRCB Tank Tester ☐ Other *(Specify)*
License Number(s):	602806 Class A (Keegan Slatten ICC#5621288-UT)

3. SPILL BUCKET TESTING INFORMATION

Test Method Used:	☐ Hydrostatic	☐ Vacuum	X Other SD County Approved Lake Test	
Test Equipment Used: Visual			Equipment Resolution: visual	
Identify Spill Bucket *(By Tank Number, Stored Product, etc.)*	**1. Unleaded**	**2. Diesel**		
Bucket Installation Type:	**Contained in Sump**	**Contained in Sump**		
Bucket Diameter:	10.5"	10.5"		
Bucket Depth:	10"	10"		
Wait time between applying vacuum/water and start of test:	30 Minutes	30 Minutes		
Test Start Time (T_I):	8:00	8:00		
Initial Reading (R_I):	8"	8 ½"		
Test End Time (T_F):	9:00	9:00		
Final Reading (R_F):	8"	8 ½"		
Test Duration ($T_F - T_I$):	1 Hour	1 Hour		
Change in Reading ($R_F - R_I$):	0.00"	0.00"		
Pass/Fail Threshold or Criteria:	+/- 0.0"	+/- 0.0"		
Test Result:	**Pass**	**Pass**		

Comments – *(include information on repairs made prior to testing, and recommended follow-up for failed tests)*

CERTIFICATION OF TECHNICIAN RESPONSIBLE FOR CONDUCTING THIS TESTING

I hereby certify that all the information contained in this report is true, accurate, and in full compliance with legal requirements.

Technician's Signature: Keegan Slatten Date: 3/14/2013

[1] State laws and regulations do not currently require testing to be performed by a qualified contractor. However, local requirements may be more stringent.

SOFTWARE REVISION LEVEL
VERSION 122.00
SOFTWARE# 346122-100-A
CREATED - 01.10.16.09.35

NO SOFTWARE MODULE
SYSTEM FEATURES:
PERIODIC IN-TANK TESTS
ANNUAL IN-TANK TESTS

CITY OF POWAY
14415 LAKE POWAY RD
POWAY, CA. 92064
C0310617120500 4

MAR 14. 2013 6:58 AM

SYSTEM STATUS REPORT

ALL FUNCTIONS NORMAL

INVENTORY REPORT

T 1:UNLEADED
VOLUME = 4192 GALS
ULLAGE = 1880 GALS
90% ULLAGE= 1272 GALS
TC VOLUME = 4176 GALS
HEIGHT = 59.97 INCHES
WATER VOL = 0 GALS
WATER = 0.00 INCHES
TEMP = 65.3 DEG F

T 2:DIESEL
VOLUME = 2723 GALS
ULLAGE = 1306 GALS
90% ULLAGE= 903 GALS
TC VOLUME = 2712 GALS
HEIGHT = 58.88 INCHES
WATER VOL = 0 GALS
WATER = 0.00 INCHES
TEMP = 68.8 DEG F

* * * * * END * * * * *

SYSTEM SETUP

MAR 14. 2013 6:59 AM

SYSTEM UNITS
U.S.
SYSTEM LANGUAGE
ENGLISH
SYSTEM DATE/TIME FORMAT
MON DD YYYY HH:MM:SS xM

CITY OF POWAY
14415 LAKE POWAY RD
POWAY, CA. 92064
C0310617120500 4

SHIFT TIME 1 : 6:00 AM
SHIFT TIME 2 : DISABLED
SHIFT TIME 3 : DISABLED
SHIFT TIME 4 : DISABLED

TANK PER TST NEEDED WRN
DISABLED
TANK ANN TST NEEDED WRN
DISABLED

LINE RE-ENABLE METHOD
PASS LINE TEST

LINE PER TST NEEDED WRN
DISABLED
LINE ANN TST NEEDED WRN
DISABLED

PRINT TC VOLUMES
ENABLED

TEMP COMPENSATION
VALUE (DEG F): 60.0
STICK HEIGHT OFFSET
DISABLED

H-PROTOCOL DATA FORMAT
HEIGHT
DAYLIGHT SAVING TIME
ENABLED
START DATE
MAR WEEK 3 SUN
START TIME
2:00 AM
END DATE
NOV WEEK 2 SUN
END TIME
2:00 AM

RE-DIRECT LOCAL PRINTOUT
DISABLED

EURO PROTOCOL PREFIX
S

COMMUNICATIONS SETUP

PORT SETTINGS:

COMM BOARD : 1 (RS-232)
BAUD RATE : 9600
PARITY : NONE
STOP BIT : 1 STOP
DATA LENGTH: 8 DATA
RS-232 SECURITY
CODE : DISABLED

AUTO TRANSMIT SETTINGS:

AUTO LEAK ALARM LIMIT
DISABLED
AUTO HIGH WATER LIMIT
DISABLED
AUTO OVERFILL LIMIT
DISABLED
AUTO LOW PRODUCT
DISABLED
AUTO THEFT LIMIT
DISABLED
AUTO DELIVERY START
DISABLED
AUTO DELIVERY END
DISABLED
AUTO EXTERNAL INPUT ON
DISABLED
AUTO EXTERNAL INPUT OFF
DISABLED
AUTO SENSOR FUEL ALARM
DISABLED
AUTO SENSOR WATER ALARM
DISABLED
AUTO SENSOR OUT ALARM
DISABLED

RS-232 END OF MESSAGE
DISABLED

IN-TANK SETUP

T 1:UNLEADED

PRODUCT CODE	1
THERMAL COEFF	.000700
TANK DIAMETER	92.00
TANK PROFILE	4 PTS
FULL VOL	6072
69.0 INCH VOL	4885
46.0 INCH VOL	3036
23.0 INCH VOL	1187

FLOAT SIZE: 4.0 IN.

WATER WARNING	1.5
HIGH WATER LIMIT	3.0
MAX OR LABEL VOL	6072
OVERFILL LIMIT	90%
	5464
HIGH PRODUCT	95%
	5768
DELIVERY LIMIT	15%
	910
LOW PRODUCT	300
LEAK ALARM LIMIT	99
SUDDEN LOSS LIMIT	99
TANK TILT	0.00
PROBE OFFSET	0.00

MANIFOLDED TANKS
T#: NONE

LEAK MIN PERIODIC	50%
	3036
LEAK MIN ANNUAL	50%
	3036

PERIODIC TEST TYPE
STANDARD

ANNUAL TEST FAIL
ALARM DISABLED

PERIODIC TEST FAIL
ALARM DISABLED

GROSS TEST FAIL
ALARM DISABLED

ANN TEST AVERAGING	OFF
PER TEST AVERAGING	OFF

TANK TEST NOTIFY: OFF

TNK TST SIPHON BREAK:OFF

DELIVERY DELAY	3 MIN
PUMP THRESHOLD	10.00%

T 2:DIESEL

PRODUCT CODE	2
THERMAL COEFF	.000450
TANK DIAMETER	92.00
TANK PROFILE	4 PTS
FULL VOL	4029
69.0 INCH VOL	3241
46.0 INCH VOL	2014
23.0 INCH VOL	788

FLOAT SIZE: 4.0 IN.

WATER WARNING	1.5
HIGH WATER LIMIT	3.0
MAX OR LABEL VOL	4029
OVERFILL LIMIT	90%
	3626
HIGH PRODUCT	95%
	3827
DELIVERY LIMIT	15%
	604
LOW PRODUCT	200
LEAK ALARM LIMIT	99
SUDDEN LOSS LIMIT	99
TANK TILT	0.00
PROBE OFFSET	0.00

MANIFOLDED TANKS
T#: NONE

LEAK MIN PERIODIC	50%
	2014
LEAK MIN ANNUAL	50%
	2014

PERIODIC TEST TYPE
STANDARD

ANNUAL TEST FAIL
ALARM DISABLED

PERIODIC TEST FAIL
ALARM DISABLED

GROSS TEST FAIL
ALARM DISABLED

ANN TEST AVERAGING	OFF
PER TEST AVERAGING	OFF

TANK TEST NOTIFY: OFF

TNK TST SIPHON BREAK:OFF

DELIVERY DELAY	3 MIN
PUMP THRESHOLD	10.00%

LEAK TEST METHOD

TEST ON DATE : ALL TANK
JAN 1, 1996
START TIME : DISABLED
TEST RATE :0.20 GAL/HR
DURATION : 2 HOURS

TST EARLY STOP:DISABLED

LEAK TEST REPORT FORMAT
NORMAL

LIQUID SENSOR SETUP

L 1:87 TURBINE SUMP
TRI-STATE (SINGLE FLOAT)
CATEGORY : STP SUMP

L 2:87 ATG SUMP
TRI-STATE (SINGLE FLOAT)
CATEGORY : MONITOR WELL

L 3:87 FILL SUMP
TRI-STATE (SINGLE FLOAT)
CATEGORY : PIPING SUMP

L 4:87 ANNULAR
TRI-STATE (SINGLE FLOAT)
CATEGORY : ANNULAR SPACE

L 5:DISPENSER 1-2
TRI-STATE (SINGLE FLOAT)
CATEGORY : DISPENSER PAN

L 6:DIESEL TURBINE SUMP
TRI-STATE (SINGLE FLOAT)
CATEGORY : STP SUMP

L 7:DIESEL FILL SUMP
TRI-STATE (SINGLE FLOAT)
CATEGORY : PIPING SUMP

L 8:DIESEL ANNULAR
TRI-STATE (SINGLE FLOAT)
CATEGORY : ANNULAR SPACE

L 9:DISPENSER 3-4
TRI-STATE (SINGLE FLOAT)
CATEGORY : DISPENSER PAN

OUTPUT RELAY SETUP

R 1:UNLEADED SHUTDOWN
TYPE:
STANDARD
NORMALLY CLOSED

IN-TANK ALARMS
T 1:HIGH WATER ALARM
T 1:LOW PRODUCT ALARM

LIQUID SENSOR ALMS
L 1:FUEL ALARM
L 2:FUEL ALARM
L 3:FUEL ALARM
L 4:FUEL ALARM
L 5:FUEL ALARM
L 1:SENSOR OUT ALARM
L 2:SENSOR OUT ALARM
L 3:SENSOR OUT ALARM
L 4:SENSOR OUT ALARM
L 5:SENSOR OUT ALARM

R 2:DIESEL SHUTDOWN
TYPE:
STANDARD
NORMALLY CLOSED

IN-TANK ALARMS
T 2:HIGH WATER ALARM
T 2:LOW PRODUCT ALARM

LIQUID SENSOR ALMS
L 6:FUEL ALARM
L 7:FUEL ALARM
L 8:FUEL ALARM
L 9:FUEL ALARM
L 6:SENSOR OUT ALARM
L 7:SENSOR OUT ALARM
L 8:SENSOR OUT ALARM
L 9:SENSOR OUT ALARM

R 3:OVERFILL
TYPE:
STANDARD
NORMALLY OPEN

IN-TANK ALARMS
ALL:OVERFILL ALARM
ALL:HIGH PRODUCT ALARM
ALL:MAX PRODUCT ALARM

RECONCILIATION SETUP

AUTOMATIC DAILY CLOSING
TIME: 2:00 AM

PERIODIC RECONCILIATION
MODE: MONTHLY

TEMP COMPENSATION
STANDARD

BUS SLOT FUEL METER TANK

TANK MAP EMPTY

ALARM HISTORY REPORT

----- SYSTEM ALARM -----
PAPER OUT
MAR 14, 2012 6:36 AM
PRINTER ERROR
JUN 28, 2012 6:57 AM
BATTERY IS OFF
JAN 1, 1996 8:00 AM
SYS SECURITY WARNING
MAR 16, 2011 9:16 AM

* * * * * END * * * * *

ALARM HISTORY REPORT

---- IN-TANK ALARM -----

T 1:UNLEADED

HIGH WATER ALARM
FEB 5, 2003 3:25 PM

OVERFILL ALARM
MAR 14, 2012 7:51 AM
MAR 16, 2011 9:53 AM
MAR 17, 2010 12:12 PM

LOW PRODUCT ALARM
MAR 14, 2012 7:48 AM

HIGH PRODUCT ALARM
JAN 28, 2003 2:20 PM

INVALID FUEL LEVEL
MAR 14, 2012 7:47 AM

PROBE OUT
MAR 14, 2012 7:51 AM
MAR 14, 2012 7:47 AM
MAR 16, 2011 9:54 AM

HIGH WATER WARNING
FEB 5, 2003 3:25 PM
JAN 28, 2003 2:25 PM

DELIVERY NEEDED
MAR 14, 2012 7:48 AM
MAR 16, 2011 9:47 AM
MAR 29, 2004 11:03 AM

MAX PRODUCT ALARM
JAN 28, 2003 2:20 PM

LOW TEMP WARNING
MAR 17, 2010 12:13 PM
MAR 4, 2008 9:32 AM
NOV 25, 2003 8:48 AM

* * * * * END * * * * *

ALARM HISTORY REPORT

-- - IN-TANK ALARM -----

T 2:DIESEL

OVERFILL ALARM
MAR 14, 2012 7:43 AM
MAR 16, 2011 9:55 AM
MAR 17, 2010 12:15 PM

LOW PRODUCT ALARM
MAY 17, 2012 7:11 AM
MAR 4, 2008 9:25 AM
FEB 5, 2003 3:22 PM

HIGH PRODUCT ALARM
JAN 28, 2003 2:15 PM

INVALID FUEL LEVEL
MAY 17, 2012 7:11 AM
FEB 5, 2003 3:22 PM

PROBE OUT
AUG 29, 2012 9:58 AM
AUG 29, 2012 8:57 AM
JUN 19, 2012 8:21 AM

DELIVERY NEEDED
MAY 17, 2012 7:08 AM
MAR 4, 2008 9:25 AM
MAR 13, 2007 10:55 AM

LOW TEMP WARNING
MAR 17, 2010 12:16 PM
MAR 25, 2009 9:37 AM
MAR 29, 2004 10:42 AM

* * * * * END * * * * *

ALARM HISTORY REPORT

----- SENSOR ALARM -----
L 1:87 TURBINE SUMP
STP SUMP
FUEL ALARM
MAR 14, 2012 7:28 AM

FUEL ALARM
MAR 16, 2011 9:27 AM

SENSOR OUT ALARM
MAR 17, 2010 12:27 PM

* * * * * END * * * * *

ALARM HISTORY REPORT

----- SENSOR ALARM -----
L 2:87 ATG SUMP
MONITOR WELL
FUEL ALARM
MAR 14, 2012 8:36 AM

FUEL ALARM
MAR 16, 2011 9:28 AM

SENSOR OUT ALARM
MAR 17, 2010 12:27 PM

* * * * * END * * * * *

ALARM HISTORY REPORT

----- SENSOR ALARM -----
L 3:87 FILL SUMP
PIPING SUMP
FUEL ALARM
MAR 14, 2012 7:28 AM

FUEL ALARM
MAR 16, 2011 9:29 AM

FUEL ALARM
DEC 20, 2010 4:54 PM

* * * * * END * * * * *

ALARM HISTORY REPORT

----- SENSOR ALARM -----
L 4:87 ANNULAR
ANNULAR SPACE
FUEL ALARM
MAR 14, 2012 7:31 AM

FUEL ALARM
MAR 16, 2011 9:31 AM

SENSOR OUT ALARM
MAR 17, 2010 12:27 PM

* * * * * END * * * * *

ALARM HISTORY REPORT

----- SENSOR ALARM -----
L 5:DISPENSER 1-2
DISPENSER PAN
FUEL ALARM
MAR 14, 2012 7:38 AM

FUEL ALARM
MAR 16, 2011 9:32 AM

FUEL ALARM
MAR 16, 2011 9:31 AM

* * * * * END * * * * *

ALARM HISTORY REPORT

----- SENSOR ALARM -----
L 6:DIESEL TURBINE SUMP
STP SUMP
FUEL ALARM
MAR 14, 2012 7:33 AM

FUEL ALARM
JUL 6, 2011 12:33 PM

SENSOR OUT ALARM
JUL 6, 2011 12:31 PM

* * * * * END * * * * *

ALARM HISTORY REPORT

----- SENSOR ALARM -----
L 8:DIESEL ANNULAR
ANNULAR SPACE
FUEL ALARM
MAR 14, 2012 7:35 AM

FUEL ALARM
MAR 14, 2012 7:35 AM

FUEL ALARM
MAR 16, 2011 9:42 AM

* * * * * END * * * * *

ALARM HISTORY REPORT

----- SENSOR ALARM -----
L 7:DIESEL FILL SUMP
PIPING SUMP
FUEL ALARM
MAR 14, 2012 7:34 AM

FUEL ALARM
MAR 16, 2011 9:37 AM

SENSOR OUT ALARM
MAR 17, 2010 12:27 PM

* * * * * END * * * * *

ALARM HISTORY REPORT

----- SENSOR ALARM -----
L 9:DISPENSER 3-4
DISPENSER PAN
FUEL ALARM
MAR 14, 2012 7:36 AM

FUEL ALARM
MAR 16, 2011 9:39 AM

FUEL ALARM
MAR 17, 2010 12:04 PM

* * * * * END * * * * *

----- SENSOR ALARM -----
L 5:DISPENSER 1-2
DISPENSER PAN
FUEL ALARM
MAR 14, 2013 7:11 AM

----- SENSOR ALARM -----
L 9:87 FILL SUMP
PIPING SUMP
FUEL ALARM
MAR 14, 2013 7:12 AM

----- SENSOR ALARM -----
L 4:87 ANNULAR
ANNULAR SPACE
FUEL ALARM
MAR 14, 2013 7:15 AM

----- SENSOR ALARM -----
L 1:87 TURBINE SUMP
STP SUMP
FUEL ALARM
MAR 14, 2013 7:15 AM

----- SENSOR ALARM -----
L 9:DISPENSER 3-4
DISPENSER PAN
FUEL ALARM
MAR 14, 2013 7:17 AM

----- SENSOR ALARM -----
L 7:DIESEL FILL SUMP
PIPING SUMP
FUEL ALARM
MAR 14, 2013 7:21 AM

----- SENSOR ALARM -----
L 6:DIESEL TURBINE SUMP
STP SUMP
FUEL ALARM
MAR 14, 2013 7:21 AM

----- SENSOR ALARM -----
L 8:DIESEL ANNULAR
ANNULAR SPACE
SENSOR OUT ALARM
MAR 14, 2013 7:27 AM

----- SENSOR ALARM -----
L 8:DIESEL ANNULAR
ANNULAR SPACE
FUEL ALARM
MAR 14, 2013 7:33 AM

---- IN-TANK ALARM -----
T 2:DIESEL
PROBE OUT
MAR 14, 2013 7:35 AM

---- IN-TANK ALARM -----
T 1:UNLEADED
PROBE OUT
MAR 14, 2013 7:36 AM

---- IN-TANK ALARM -----
T 2:DIESEL
INVALID FUEL LEVEL
MAR 14, 2013 7:36 AM

---- IN-TANK ALARM ----
T 2:DIESEL
OVERFILL ALARM
MAR 14, 2013 7:38 AM

---- IN-TANK ALARM -----
T 2:DIESEL
PROBE OUT
MAR 14, 2013 7:38 AM

---- IN-TANK ALARM -----
T 1:UNLEADED
OVERFILL ALARM
MAR 14, 2013 7:40 AM

---- IN-TANK ALARM -----
T 1:UNLEADED
PROBE OUT
MAR 14, 2013 7:40 AM

T 2:DIESEL
INVENTORY INCREASE

INCREASE START
MAR 14, 2013 7:35 AM

VOLUME	=	2129 GALS
HEIGHT	=	48.07 INCHES
WATER	=	0.00 INCHES
TEMP	=	68.8 DEG F

INCREASE END
MAR 14, 2013 7:42 AM

VOLUME	=	3630 GALS
HEIGHT	=	77.70 INCHES
WATER	=	0.87 INCHES
TEMP	=	67.3 DEG F

GROSS INCREASE= 1501
TC NET INCREASE= 1497

----- SENSOR ALARM -----
L 2:87 ATG SUMP
MONITOR WELL
FUEL ALARM
MAR 14, 2013 7:43 AM

----- SENSOR ALARM -----
L 2:87 ATG SUMP
MONITOR WELL
FUEL ALARM
MAR 14, 2013 7:43 AM

T 1:UNLEADED
INVENTORY INCREASE

INCREASE START
MAR 14, 2013 7:36 AM

VOLUME = 3444 GALS
HEIGHT = 50.86 INCHES
WATER = 0.00 INCHES
TEMP = 65.3 DEG F

INCREASE END
MAR 14, 2013 7:44 AM

VOLUME = 5464 GALS
HEIGHT = 77.59 INCHES
WATER = 0.00 INCHES
TEMP = 62.6 DEG F

GROSS INCREASE= 2020
TC NET INCREASE= 2023

----- SENSOR ALARM -----
L 2:87 ATG SUMP
MONITOR WELL
FUEL ALARM
MAR 14, 2013 7:44 AM

----- SENSOR ALARM -----
L 5:DISPENSER 1-2
DISPENSER PAN
SENSOR OUT ALARM
MAR 14, 2013 7:47 AM

----- SENSOR ALARM -----
L 6:DIESEL TURBINE SUMP
STP SUMP
SENSOR OUT ALARM
MAR 14, 2013 7:47 AM

----- SENSOR ALARM -----
L 7:DIESEL FILL SUMP
PIPING SUMP
SENSOR OUT ALARM
MAR 14, 2013 7:47 AM

----- SENSOR ALARM -----
L 8:DIESEL ANNULAR
ANNULAR SPACE
SENSOR OUT ALARM
MAR 14, 2013 7:47 AM

----- SENSOR ALARM -----
L 9:DISPENSER 3-4
DISPENSER PAN
SENSOR OUT ALARM
MAR 14, 2013 7:47 AM

----- SENSOR ALARM -----
L 1:87 TURBINE SUMP
STP SUMP
SENSOR OUT ALARM
MAR 14, 2013 7:47 AM

----- SENSOR ALARM -----
L 2:87 ATG SUMP
MONITOR WELL
SENSOR OUT ALARM
MAR 14, 2013 7:47 AM

----- SENSOR ALARM -----
L 3:87 FILL SUMP
PIPING SUMP
SENSOR OUT ALARM
MAR 14, 2013 7:47 AM

----- SENSOR ALARM -----
L 4:87 ANNULAR
ANNULAR SPACE
SENSOR OUT ALARM
MAR 14, 2013 7:47 AM

Entered In ANE 3/14

DEH2002-HUPFP-105397

COUNTY OF SAN DIEGO

COMPLIANCE INSPECTION REPORT

PAGE 1 OF 1 DATE 3/14/13
PERMIT# 105397 BUS. CODE K24
TIME START 7:00 END 11:00
SPECIALIST Todd Walsh
INSPECTION CONTACT Tony Bowers
TITLE Mgr
PHONE ( ) 668-4745

FACILITY NAME Public Works Dept. City of Poway
ADDRESS 14415 Lake Poway Rd
CITY/ZIP Poway, 92064

On the above date, the County inspected your facility under the authority of the California Health and Safety Code (H&SC), to determine compliance with applicable provisions of the H&SC, the California Code of Regulations (CCR), and the San Diego County Code of Regulatory Ordinances (SDCC). **This report serves as a Notice to Comply (H&SC 25187.8 & 25404.1.2) for any minor violations as defined in H&SC 25404 and 25117.6.** This report may contain both minor and more significant (Class II) violations. Minor violations do not include repeat violations or violations remaining uncorrected for more than 30 days (or as specified below). Minor violations do not include knowing, willful, intentional, or chronic violations; nor do they include violations showing a pattern of neglect or disregard. The remarks below are intended to provide guidance to correct any violations indicated on the attached violation report. You must submit a written response to this report within 30 days (or as specified below) demonstrating that all violations have been corrected or include a written notice of disagreement that clearly states the reason for any disputed violations. Prompt correction can protect you from penalties for a "minor violation". Penalties can be imposed for each day in violation for all other violations even if they are corrected promptly. However, correction within 30 days (or as specified below) will make a penalty less likely.

Y*	N/A*	NOTE: Reinspection fees will be charged if additional inspections are required to determine compliance.	Y*	N/A*	
☒	☐	Unified Program Facility Permit current	☒	☐	Permit Expires on: 2/13/14
☒	☐	Hazardous Materials Business Plan available	☒	☐	Contingency Plan available ☐LQG ☐SQG
☒	☐	Employee training is adequate	☒	☐	Employee training records available
☒	☐	Waste disposal records available for review	☒	☐	Universal waste managed properly
☐	☒	Emergency contacts current ☐ Updated today	☒	☐	Waste containers ☐ closed ☐ labeled
☐	☒	Chemical inventory/map current ☐ Updated today	☒	☐	Waste containers in good condition

Consent to inspect granted by: ☒ Inspection Contact ☐ Other:

Routine UST, HM, HW inspection
Tech. Keegan Slatten - V/R # B33106 exp. 2/20/14
ICC # 033106 exp. 2/20/14
9.8 Testing Pass 7/6/11
D.O. Training 2/10/12
7 sensors Tested and passed.
Diesel annular tank sensor was replaced at the time of the inspection.

Within 30 days, submit a copy of your monitoring certification to my attention.

3.0 Line Test & Failsafe Test passed.

CERS program discussed & Reviewed at this time. This facility has submitted Doc. in CERS and is pending my review & approval.

- Operating UST permit to be issued by me within 30 days. A&L forms are current on site.

☒ This is an annual certification that the Hazardous Materials Business Plan (inventory & site map, emergency contacts, emergency response plan, and employee training plan) is current and includes all the information required in the H&SC and is maintained at the site where hazardous materials are stored. ¥ _____ Initials of Facility Representative

PRINTED NAME OF FACILITY REPRESENTATIVE: R. Tony Bowers
DATE SIGNED: 3/14/13
SIGNATURE OF FACILITY REPRESENTATIVE: X R. Tony Bowers
TITLE OF FACILITY REPRESENTATIVE:
CERS # 103743337

Department of Environmental Health, Hazardous Materials Division, P.O. Box 129261, San Diego, CA 92112-9261
Phone: (858) 505-6880 http://www.sdcdeh.org

HM-924 (03/11) NCR *(Y= Yes; N/A = Not Applicable) DISTRIBUTION: WHITE-HMD COPY; YELLOW-FACILITY COPY

County of San Diego

Facility ID#: DEH2002-HMFFP-105397

DEPARTMENT OF ENVIRONMENTAL HEALTH-HAZARDOUS MATERIALS DIVISION
P.O. BOX 129261, SAN DIEGO, CA 92112-9261
(858) 505-6880 1-800-253-9933 FAX (858) 505-6848; http://www.sdcdeh.org

FILE

UNDERGROUND STORAGE TANK MONITORING SYSTEM CERTIFICATION

Authority Cited: Chapter 6.7, Health and Safety Code; Chapter 16, Division 3, Title 23, California Code of Regulations

This form must be used to document installation, testing and servicing of monitoring equipment. A separate certification or report must be prepared for each monitoring system control panel by the technician who performs the work. A copy of this form must be provided to the tank system owner/operator. The owner/operator must submit a copy of this form to the local agency regulating UST systems within 30 days of test date.

Plan Check Number: **Permit Number: 105397**

A. General Information

Facility Name: City of Poway Bldg. No.:

Site Address: 14415 Lake Poway Rd. City: Poway Zip: 92064-

Facility Contact Person: Tony Bowers Contact Phone No.: (858) 668-4745 x

Make/Model of Monitoring System: Veeder-Root TLS 350 Date of Testing/Servicing: 13-Mar-14

B. Inventory of Equipment Tested/Certified: Check the appropriate boxes to indicate specific equipment installed/ inspected serviced:

Tank ID: T-1 87 Unleaded ☒ In-Tank Gauging Probe Model: 864390-107 ☒ Annular Space or Vault Sensor Model: 794390-420 ☒ Piping Sump / Trench Sensor(s) Model: 794380-208 ☒ Fill Sump Sensor(s) Model: 794380-208 ☒ Mechanical Line Leak Detector Model: Red Jacket FX ☐ Electronic Line Leak Detector Model: ☐ Tank Overfill / High-Level Sensor Model: ☐ Other (specify equipment type and model in Section E on Page 2).	**Tank ID**: T-2 Diesel ☒ In-Tank Gauging Probe Model: 864390-107 ☒ Annular Space or Vault Sensor Model: 794390-420 ☒ Piping Sump / Trench Sensor(s) Model: 794380-208 ☒ Fill Sump Sensor(s) Model: 794380-208 ☒ Mechanical Line Leak Detector Model: Red Jacket FX ☐ Electronic Line Leak Detector Model: ☐ Tank Overfill / High-Level Sensor Model: ☐ Other (specify equipment type and model in Section E on Page 2).
Tank ID: ☐ In-Tank Gauging Probe Model: ☐ Annular Space or Vault Sensor Model: ☐ Piping Sump / Trench Sensor(s) Model: ☐ Fill Sump Sensor(s) Model: ☐ Mechanical Line Leak Detector Model: ☐ Electronic Line Leak Detector Model: ☐ Tank Overfill / High-Level Sensor Model: ☐ Other (specify equipment type and model in Section E on Page 2).	**Tank ID**: ☐ In-Tank Gauging Probe Model: ☐ Annular Space or Vault Sensor Model: ☐ Piping Sump / Trench Sensor(s) Model: ☐ Fill Sump Sensor(s) Model: ☐ Mechanical Line Leak Detector Model: ☐ Electronic Line Leak Detector Model: ☐ Tank Overfill / High-Level Sensor Model: ☐ Other (specify equipment type and model in Section E on Page 2).
Dispenser ID: #1/2 ☒ Dispenser Containment Sensor(s). Model: 794380-208 ☒ Shear Valve(s). ☐ Dispenser Containment Float(s) and Chain(s).	**Dispenser ID:** #3/4 ☒ Dispenser Containment Sensor(s). Model: 794380-208 ☒ Shear Valve(s). ☐ Dispenser Containment Float(s) and Chain(s).
Dispenser ID: ☐ Dispenser Containment Sensor(s). Model: ☐ Shear Valve(s). ☐ Dispenser Containment Float(s) and Chain(s).	**Dispenser ID:** ☐ Dispenser Containment Sensor(s). Model: ☐ Shear Valve(s). ☐ Dispenser Containment Float(s) and Chain(s).
Dispenser ID: ☐ Dispenser Containment Sensor(s). Model: ☐ Shear Valve(s). ☐ Dispenser Containment Float(s) and Chain(s).	**Dispenser ID:** ☐ Dispenser Containment Sensor(s). Model: ☐ Shear Valve(s). ☐ Dispenser Containment Float(s) and Chain(s).

*If the facility contains more tanks or dispensers, copy this form. Include information for every tank and dispenser at the facility.

C. Certification - I certify that the equipment identified in this document was installed/inspected/serviced in accordance with the manufacturers' guidelines. Attached to this Certification is information (e.g. manufacturers' checklists) necessary to verify that this information is correct and a Plot Plan showing the layout of monitoring equipment. For any equipment capable of generating such reports, I have also attached a copy of the report *(check all that apply)*: ☒ Copy of the report ☒ System set-up ☒ Alarm history report

Technician Name (print): Craig Nowak

Signature: Craig Nowak

Certification No.: B33109 License No.: 602806-A

Testing Company Name: Jenal Engineering Corporation Phone No.: (619) 697-2200 x

Testing Company Address: P O Box 459 Lemon Grove, CA 91946-0459 Date of Testing/Servicing: 13-Mar-14

RECEIVED

2014 MAR 19 AM 7:22

ENVIRONMENTAL
HEALTH

D. Results of Testing/Servicing

Permit Number:

Software Version Installed:

Complete the following checklist:

☐ Yes	☐ No*	Is the audible alarm operational?
☒ Yes	☐ No*	Is the visual alarm operational?
☒ Yes	☐ No*	Were all sensors visually inspected, functionally tested, and confirmed operational?
☒ Yes	☐ No*	Were all sensors installed at lowest point of secondary containment and positioned so that other equipment will not interfere with their proper operation?
☐ Yes	☐ No* ☒ N/A	If alarms are relayed to a remote monitoring station, is all communications equipment (e.g. modem) operational?
☒ Yes	☐ No* ☐ N/A	For pressurized piping systems, does the turbine automatically shut down if the piping secondary containment monitoring system detects a leak, fails to operate, or is electrically disconnected? If yes: which sensors initiate positive shutdown? *(Check all that apply)* ☒ Sump/Trench Sensors; ☒ Dispenser Containment Sensors. Did you confirm positive shutdown due to leaks and sensor failure/disconnection? ☒ Yes; ☐ No.
☒ Yes	☐ No* ☐ N/A	For tank systems that utilize the monitoring system as the primary tank overfill warning device (i.e. no mechanical overfill prevention valve is installed), is the overfill warning alarm visible and audible at the tank fill point(s) and operating properly? If so, at what percent of tank capacity does the alarm trigger? 90%
☒ Yes*	☐ No	Was any monitoring equipment replaced? If yes, identify specific sensors, probes, or other equipment replaced and list the manufacturer name and model for all replacement parts in Section E, below.
☐ Yes*	☒ No	Was liquid found inside any secondary containment systems designed as dry systems? *(Check all that apply)* ☐ Product; ☐ Water. If yes, describe causes in Section E, below.
☒ Yes	☐ No*	Was monitoring system set-up reviewed to ensure proper settings? Attach set up reports, if applicable
☒ Yes	☐ No*	Is all monitoring equipment operational per manufacturer's specifications?

*** In Section E below, describe how and when these deficiencies were or will be corrected.**

E. Comments (500 characters max. add additional sheets if needed):

F. In-Tank Gauging / SIR Equipment:

Permit Number: 105397

☐ Check this box if tank gauging is used only for inventory control

☐ Check this box if no tank gauging or SIR equipment is installed

This section must be completed if in-tank gauging equipment is used to perform leak detection monitoring.

Complete the following checklist:

☒ Yes	☐ No*	Has all input wiring been inspected for proper entry and termination, including testing for ground faults?
☒ Yes	☐ No*	Were all tank gauging probes visually inspected for damage and residue buildup?
☒ Yes	☐ No*	Was accuracy of system product level readings tested?
☒ Yes	☐ No*	Was accuracy of system water level readings tested?
☒ Yes	☐ No*	Were all probes reinstalled properly?
☒ Yes	☐ No*	Were all items on the equipment manufacturer's maintenance checklist completed?

*** In Section H below, describe how and when these deficiencies were or will be corrected.**

G. Line Leak Detectors (LLD):

☐ Check this box if LLDs are not installed.

Complete the following checklist:

☒ Yes	☐ No* ☐ N/A	For equipment start-up or annual equipment certification, was a leak simulated to verify LLD performance? *(Check all that apply)* Simulated leak rate: ☐ 3 g.p.h.; ☐ 0.1 g.p.h. ; ☐ 0.2 g.p.h.
☒ Yes	☐ No*	Were all LLDs confirmed operational and accurate within regulatory requirements?
☒ Yes	☐ No*	Was the testing apparatus properly calibrated?
☒ Yes	☐ No* ☐ N/A	For mechanical LLDs, does the LLD restrict product flow if it detects a leak?
☐ Yes	☐ No* ☒ N/A	For electronic LLDs, does the turbine automatically shut off if the LLD detects a leak?
☐ Yes	☐ No* ☒ N/A	For electronic LLDs, does the turbine automatically shut off if any portion of the monitoring system is disabled or disconnected?
☐ Yes	☐ No* ☒ N/A	For electronic LLDs, does the turbine automatically shut off if any portion of the monitoring system malfunctions or fails a test?
☐ Yes	☐ No* ☒ N/A	For electronic LLDs, have all accessible wiring connections been visually inspected?
☒ Yes	☐ No*	Were all items on the equipment manufacturer's maintenance checklist completed?

*** In Section H below, describe how and when these deficiencies were or will be corrected.**

H. Comments (500 characters max. add additional sheets if needed):

I. Results of Vacuum/Pressure Monitoring Equipment Testing

This page should be used to document testing and servicing of vacuum and pressure interstitial sensors. A copy of this form must be included with the Monitoring System Certification Form, which must be provided to the tank system owner/operator. The owner/operator must submit a copy of the Monitoring System Certification Form to the local agency regulating UST systems within 30 days of test date.

	Model: N/A	System Type: ☐ Pressure; ☐ Vacuum
	Component(s) Monitored by this Sensor: N/A	
	Sensor Functionality Test Result: ☐ Pass; ☐ Fail	Interstitial Communication Test Result: ☐ Pass; ☐ Fail
	Component(s) Monitored by this Sensor:	
	Sensor Functionality Test Result: ☐ Pass; ☐ Fail	Interstitial Communication Test Result: ☐ Pass; ☐ Fail
	Component(s) Monitored by this Sensor:	
	Sensor Functionality Test Result: ☐ Pass; ☐ Fail	Interstitial Communication Test Result: ☐ Pass; ☐ Fail
	Component(s) Monitored by this Sensor:	
	Sensor Functionality Test Result: ☐ Pass; ☐ Fail	Interstitial Communication Test Result: ☐ Pass; ☐ Fail
	Component(s) Monitored by this Sensor:	
	Sensor Functionality Test Result: ☐ Pass; ☐ Fail	Interstitial Communication Test Result: ☐ Pass; ☐ Fail
	Component(s) Monitored by this Sensor:	
	Sensor Functionality Test Result: ☐ Pass; ☐ Fail	Interstitial Communication Test Result: ☐ Pass; ☐ Fail
	Component(s) Monitored by this Sensor:	
	Sensor Functionality Test Result: ☐ Pass; ☐ Fail	Interstitial Communication Test Result: ☐ Pass; ☐ Fail
	Component(s) Monitored by this Sensor:	
	Sensor Functionality Test Result: ☐ Pass; ☐ Fail	Interstitial Communication Test Result: ☐ Pass; ☐ Fail
	Component(s) Monitored by this Sensor:	
	Sensor Functionality Test Result: ☐ Pass; ☐ Fail	Interstitial Communication Test Result: ☐ Pass; ☐ Fail
How was interstitial communication verified? ☐ Leak Introduced at Far End of Interstitial Space;[1] ☐ Gauge; ☐ Visual Inspection; ☐ Other *(Describe in Sec. J, below)*		
Was vacuum/pressure restored to operating levels in all interstitial spaces? ☐ Yes ☐ No *(If no, describe in Sec. J, below)*		

J. Comments (500 characters max. add additional sheets if needed):

Not applicable, this site is SB989 compliant, not a 2481 site.

[1] If the sensor successfully detects a simulated vacuum/pressure leak introduced in the interstitial space at the furthest point from the sensor, vacuum/pressure has been demonstrated to be communicating throughout the interstice.

Permit Number: 105397

UST Monitoring Site Plan

Site Address: 14415 Lake Poway Rd, Poway, CA 92064

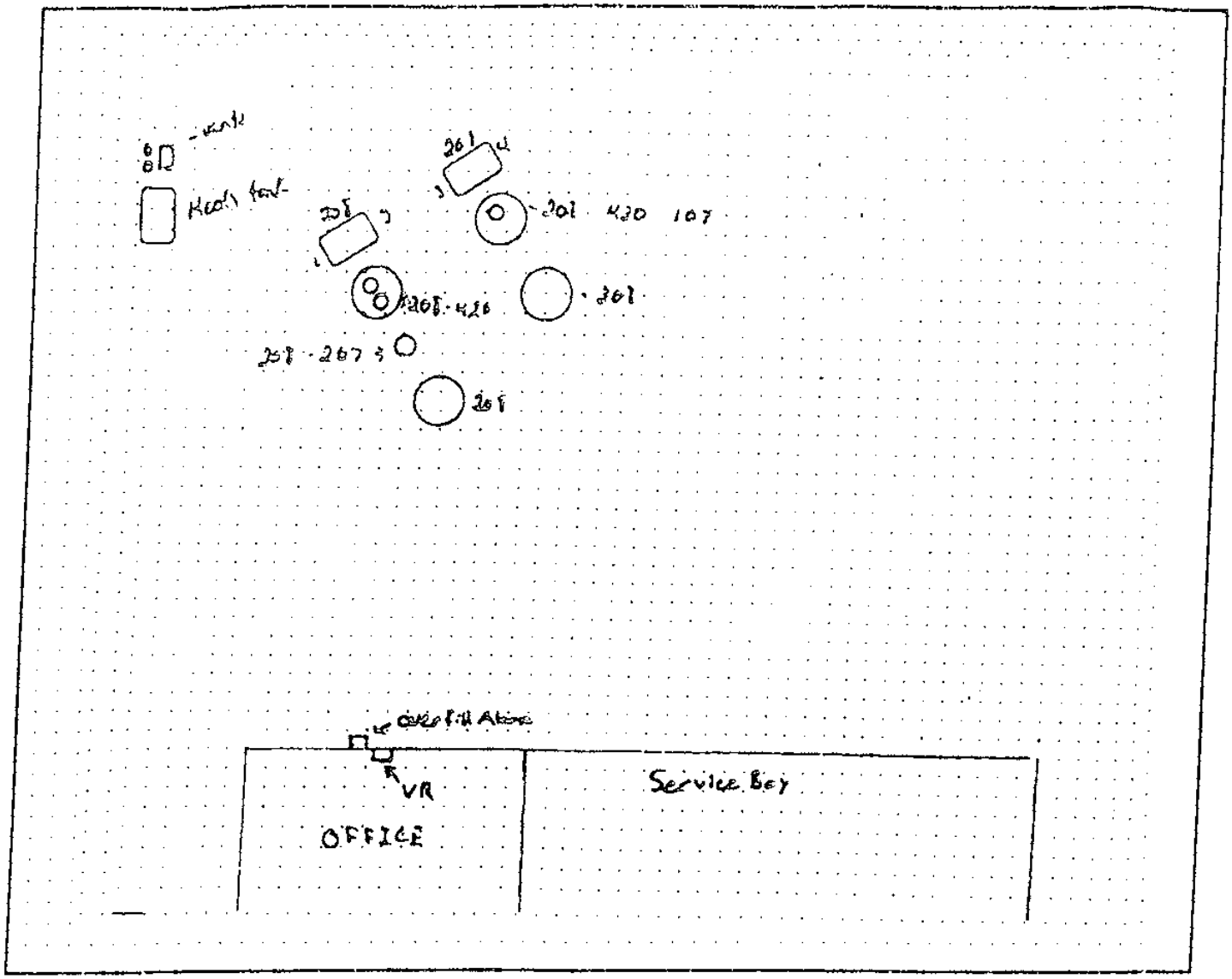

Date map was drawn: 13-Mar-14

Instructions

If you already have a diagram that shows all required information, you may include it, rather than this page, with your Monitoring System Certification. On your site plan, show the general layout of tanks and piping. Clearly identify locations of the following equipment, if installed: monitoring system control panels; sensors monitoring tank annular spaces, sumps, dispenser pans, spill containers, or other secondary containment areas; mechanical or electronic line leak detectors; and in-tank liquid level probes (if used for leak detection). In the space provided, note the date this Site Plan was prepared.

Spill Bucket Testing Report Form

This form is intended for use by contractors performing annual testing of UST spill containment structures. The completed form and printouts from tests (if applicable), should be provided to the facility owner/operator for submittal to the local regulatory agency.

1. FACILITY INFORMATION

Facility	City of Poway	Date of Testing:	03-13-2014
Facility Address:	14415 Lake Poway Rd.		
Facility Contact:	Fred Campbell	Phone:	(858) 668-4759
Date Local Agency Was Notified of Testing :	2/13/2014		
Name of Local Agency Inspector *(if present during testing)*:	Daniel Lapec		

2. TESTING CONTRACTOR INFORMATION

Company Name:	Jenal Engineering Corporation
Technician Conducting Test:	Craig Nowak
Credentials[1]:	CSLB Contractor X ☐ ICC Service Tech. ☐ SWRCB Tank Tester ☐ Other *(Specify)*
License Number(s):	602806 Class A

3. SPILL BUCKET TESTING INFORMATION

Test Method Used:	☐ Hydrostatic	☐ Vacuum	X Other SD County Approved Lake Test
Test Equipment Used: Visual			Equipment Resolution: visual

Identify Spill Bucket *(By Tank Number, Stored Product, etc.)*	**1. Unleaded**	**2. Diesel**		
Bucket Installation Type:	**Contained in Sump**	**Contained in Sump**		
Bucket Diameter:	10.5"	10.5"		
Bucket Depth:	10"	10"		
Wait time between applying vacuum/water and start of test:	30 Minutes	30 Minutes		
Test Start Time (T_I):	8:00	8:00		
Initial Reading (R_I):	7"	7"		
Test End Time (T_F):	9:00	9:00		
Final Reading (R_F):	7"	7"		
Test Duration ($T_F - T_I$):	1 Hour	1 Hour		
Change in Reading ($R_F - R_I$):	0.00"	0.00"		
Pass/Fail Threshold or Criteria:	+/- 0.0"	+/- 0.0"		
Test Result:	**Pass**	**Pass**		

Comments – *(include information on repairs made prior to testing, and recommended follow-up for failed tests)*

CERTIFICATION OF TECHNICIAN RESPONSIBLE FOR CONDUCTING THIS TESTING

I hereby certify that all the information contained in this report is true, accurate, and in full compliance with legal requirements.

Technician's Signature: Craig Nowak Date: 3/13/2014

[1] State laws and regulations do not currently require testing to be performed by a qualified contractor. However, local requirements may be more stringent.

SYSTEM SETUP

MAR 13, 2014 7:04 AM

SYSTEM UNITS
U.S.
SYSTEM LANGUAGE
ENGLISH
SYSTEM DATE/TIME FORMAT
MON DD YYYY HH:MM:SS XM

CITY OF POWAY
14415 LAKE POWAY RD
POWAY, CA. 92064
C0310617120S004

SHIFT TIME 1 : 6:00 AM
SHIFT TIME 2 : DISABLED
SHIFT TIME 3 : DISABLED
SHIFT TIME 4 : DISABLED

TANK PER TST NEEDED WRN
DISABLED
TANK ANN TST NEEDED WRN
DISABLED

LINE RE-ENABLE METHOD
PASS LINE TEST

LINE PER TST NEEDED WRN
DISABLED
LINE ANN TST NEEDED WRN
DISABLED

PRINT TC VOLUMES
ENABLED

TEMP COMPENSATION
VALUE (DEG F): 60.0
STICK HEIGHT OFFSET
DISABLED

H-PROTOCOL DATA FORMAT
HEIGHT
DAYLIGHT SAVING TIME
ENABLED
START DATE
MAR WEEK 3 SUN
START TIME
2:00 AM
END DATE
NOV WEEK 2 SUN
END TIME
2:00 AM

RE-DIRECT LOCAL PRINTOUT
DISABLED

EURO PROTOCOL PREFIX
S

COMMUNICATIONS SETUP

PORT SETTINGS:

COMM BOARD : 1 (RS-232)
BAUD RATE : 9600
PARITY : NONE
STOP BIT : 1 STOP
DATA LENGTH: 8 DATA
RS-232 SECURITY
CODE : DISABLED

AUTO TRANSMIT SETTINGS:

AUTO LEAK ALARM LIMIT
DISABLED
AUTO HIGH WATER LIMIT
DISABLED
AUTO OVERFILL LIMIT
DISABLED
AUTO LOW PRODUCT
DISABLED
AUTO THEFT LIMIT
DISABLED
AUTO DELIVERY START
DISABLED
AUTO DELIVERY END
DISABLED
AUTO EXTERNAL INPUT ON
DISABLED
AUTO EXTERNAL INPUT OFF
DISABLED
AUTO SENSOR FUEL ALARM
DISABLED
AUTO SENSOR WATER ALARM
DISABLED
AUTO SENSOR OUT ALARM
DISABLED

RS-232 END OF MESSAGE
DISABLED

IN-TANK SETUP

T 1:UNLEADED
PRODUCT CODE : 1
THERMAL COEFF : .000700
TANK DIAMETER : 92.00
TANK PROFILE : 4 PTS
FULL VOL : 6072
69.0 INCH VOL : 4885
46.0 INCH VOL : 3036
23.0 INCH VOL : 1187

FLOAT SIZE: 4.0 IN.

WATER WARNING : 1.5
HIGH WATER LIMIT: 3.0

MAX OR LABEL VOL: 6072
OVERFILL LIMIT : 90%
: 5464
HIGH PRODUCT : 95%
: 5768
DELIVERY LIMIT : 15%
: 910

LOW PRODUCT : 300
LEAK ALARM LIMIT: 99
SUDDEN LOSS LIMIT: 99
TANK TILT : 0.00
PROBE OFFSET : 0.00

MANIFOLDED TANKS
T#: NONE

LEAK MIN PERIODIC: 50%
: 3036

LEAK MIN ANNUAL : 50%
: 3036

PERIODIC TEST TYPE
STANDARD

ANNUAL TEST FAIL
ALARM DISABLED

PERIODIC TEST FAIL
ALARM DISABLED

GROSS TEST FAIL
ALARM DISABLED

ANN TEST AVERAGING: OFF
PER TEST AVERAGING: OFF

TANK TEST NOTIFY: OFF

TNK TST SIPHON BREAK:OFF

DELIVERY DELAY : 3 MIN
PUMP THRESHOLD : 10.00%

T 2:DIESEL
PRODUCT CODE : 2
THERMAL COEFF : .000450
TANK DIAMETER : 92.00
TANK PROFILE : 4 PTS
FULL VOL : 4029
69.0 INCH VOL : 3241
46.0 INCH VOL : 2014
23.0 INCH VOL : 788

FLOAT SIZE: 4.0 IN.

WATER WARNING : 1.5
HIGH WATER LIMIT: 3.0

MAX OR LABEL VOL: 4029
OVERFILL LIMIT : 90%
: 3626
HIGH PRODUCT : 95%
: 3827
DELIVERY LIMIT : 15%
: 604

LOW PRODUCT : 200
LEAK ALARM LIMIT: 99
SUDDEN LOSS LIMIT: 99
TANK TILT : 0.00
PROBE OFFSET : 0.00

MANIFOLDED TANKS
T#: NONE

LEAK MIN PERIODIC: 50%
: 2014

LEAK MIN ANNUAL : 50%
: 2014

PERIODIC TEST TYPE
STANDARD

ANNUAL TEST FAIL
ALARM DISABLED

PERIODIC TEST FAIL
ALARM DISABLED

GROSS TEST FAIL
ALARM DISABLED

ANN TEST AVERAGING: OFF
PER TEST AVERAGING: OFF

TANK TEST NOTIFY: OFF

TNK TST SIPHON BREAK:OFF

DELIVERY DELAY : 3 MIN
PUMP THRESHOLD : 10.00%

LEAK TEST METHOD
- - - - - - - - - - - - - -

TEST ON DATE : ALL TANK
JAN 1, 1996
START TIME : DISABLED
TEST RATE :0.20 GAL/HR
DURATION : 2 HOURS

TST EARLY STOP:DISABLED

LEAK TEST REPORT FORMAT
NORMAL

LIQUID SENSOR SETUP
- - - - - - - - - - - - - -

L 1:87 TURBINE SUMP
TRI-STATE (SINGLE FLOAT)
CATEGORY : STP SUMP

L 2:87 ATG SUMP
TRI-STATE (SINGLE FLOAT)
CATEGORY : MONITOR WELL

L 3:87 FILL SUMP
TRI-STATE (SINGLE FLOAT)
CATEGORY : PIPING SUMP

L 4:87 ANNULAR
TRI-STATE (SINGLE FLOAT)
CATEGORY : ANNULAR SPACE

L 5:DISPENSER 1-2
TRI-STATE (SINGLE FLOAT)
CATEGORY : DISPENSER PAN

L 6:DIESEL TURBINE SUMP
TRI-STATE (SINGLE FLOAT)
CATEGORY : STP SUMP

L 7:DIESEL FILL SUMP
TRI-STATE (SINGLE FLOAT)
CATEGORY : PIPING SUMP

L 8:DIESEL ANNULAR
TRI-STATE (SINGLE FLOAT)
CATEGORY : ANNULAR SPACE

L 9:DISPENSER 3-4
TRI-STATE (SINGLE FLOAT)
CATEGORY : DISPENSER PAN

OUTPUT RELAY SETUP
- - - - - - - - - - - -

R 1:UNLEADED SHUTDOWN
TYPE:
STANDARD
NORMALLY CLOSED

IN-TANK ALARMS
T 1:HIGH WATER ALARM
T 1:LOW PRODUCT ALARM

LIQUID SENSOR ALMS
L 1:FUEL ALARM
L 2:FUEL ALARM
L 3:FUEL ALARM
L 4:FUEL ALARM
L 5:FUEL ALARM
L 1:SENSOR OUT ALARM
L 2:SENSOR OUT ALARM
L 3:SENSOR OUT ALARM
L 4:SENSOR OUT ALARM
L 5:SENSOR OUT ALARM

R 2:DIESEL SHUTDOWN
TYPE:
STANDARD
NORMALLY CLOSED

IN-TANK ALARMS
T 2:HIGH WATER ALARM
T 2:LOW PRODUCT ALARM

LIQUID SENSOR ALMS
L 6:FUEL ALARM
L 7:FUEL ALARM
L 8:FUEL ALARM
L 9:FUEL ALARM
L 6:SENSOR OUT ALARM
L 7:SENSOR OUT ALARM
L 8:SENSOR OUT ALARM
L 9:SENSOR OUT ALARM

R 3:OVERFILL
TYPE:
STANDARD
NORMALLY OPEN

IN-TANK ALARMS
ALL:OVERFILL ALARM
ALL:HIGH PRODUCT ALARM
ALL:MAX PRODUCT ALARM

RECONCILIATION SETUP
- - - - - - - - - - - - - -

AUTOMATIC DAILY CLOSING
TIME: 2:00 AM

PERIODIC RECONCILIATION
MODE: MONTHLY

TEMP COMPENSATION
STANDARD

BUS SLOT FUEL METER TANK
- - - - - - - - - - - - - -

TANK MAP EMPTY

ALARM HISTORY REPORT

----- SYSTEM ALARM -----
PAPER OUT
MAR 14, 2012 6:36 AM
PRINTER ERROR
MAR 13, 2014 8:26 AM
BATTERY IS OFF
JAN 1, 1996 8:00 AM
SYS SECURITY WARNING
MAR 16, 2011 9:16 AM

* * * * * END * * * * *

ALARM HISTORY REPORT

---- IN-TANK ALARM -----

T 1:UNLEADED

HIGH WATER ALARM
FEB 5, 2003 3:25 PM

OVERFILL ALARM
MAR 13, 2014 7:45 AM
MAR 14, 2013 7:40 AM
MAR 14, 2012 7:51 AM

LOW PRODUCT ALARM
MAR 14, 2012 7:48 AM

HIGH PRODUCT ALARM
JAN 28, 2003 2:20 PM

INVALID FUEL LEVEL
MAR 14, 2012 7:47 AM

PROBE OUT
MAR 13, 2014 7:46 AM
MAR 13, 2014 7:44 AM
MAR 14, 2013 7:40 AM

HIGH WATER WARNING
FEB 5, 2003 3:25 PM
JAN 28, 2003 2:25 PM

DELIVERY NEEDED
MAR 14, 2012 7:48 AM
MAR 16, 2011 9:47 AM
MAR 29, 2004 11:03 AM

MAX PRODUCT ALARM
JAN 28, 2003 2:20 PM

LOW TEMP WARNING
MAR 17, 2010 12:13 PM
MAR 4, 2008 9:32 AM
NOV 25, 2003 8:48 AM

---- IN-TANK ALARM -----

T 2:DIESEL

OVERFILL ALARM
MAR 13, 2014 7:47 AM
MAR 14, 2013 7:38 AM
MAR 14, 2012 7:43 AM

LOW PRODUCT ALARM
MAY 17, 2012 7:11 AM
MAR 4, 2008 9:25 AM
FEB 5, 2003 3:22 PM

HIGH PRODUCT ALARM
JAN 28, 2003 2:15 PM

INVALID FUEL LEVEL
MAR 14, 2013 7:36 AM
MAY 17, 2012 7:11 AM
FEB 5, 2003 3:22 PM

PROBE OUT
MAR 13, 2014 7:48 AM
MAR 13, 2014 7:45 AM
MAR 14, 2013 7:38 AM

DELIVERY NEEDED
MAY 17, 2012 7:08 AM
MAR 4, 2008 9:25 AM
MAR 13, 2007 10:55 AM

LOW TEMP WARNING
MAR 17, 2010 12:16 PM
MAR 25, 2009 9:37 AM
MAR 29, 2004 10:42 AM

* * * * * END * * * * *

ALARM HISTORY REPORT

----- SENSOR ALARM -----
L 1:87 TURBINE SUMP
STP SUMP
SENSOR OUT ALARM
MAR 13, 2014 7:51 AM

FUEL ALARM
MAR 13, 2014 7:32 AM

SENSOR OUT ALARM
MAR 14, 2013 7:47 AM

ALARM HISTORY REPORT

----- SENSOR ALARM -----
L 2:87 ATG SUMP
MONITOR WELL
FUEL ALARM
MAR 13, 2014 8:27 AM

FUEL ALARM
MAR 13, 2014 8:27 AM

SENSOR OUT ALARM
MAR 13, 2014 7:51 AM

* * * * * END * * * * *

ALARM HISTORY REPORT

----- SENSOR ALARM -----
L 3:87 FILL SUMP
PIPING SUMP
SENSOR OUT ALARM
MAR 13, 2014 7:51 AM

FUEL ALARM
MAR 13, 2014 7:33 AM

SENSOR OUT ALARM
MAR 14, 2013 7:47 AM

* * * * * END * * * * *

ALARM HISTORY REPORT

----- SENSOR ALARM -----
L 4:87 ANNULAR
ANNULAR SPACE
SENSOR OUT ALARM
MAR 13, 2014 7:51 AM

FUEL ALARM
MAR 13, 2014 7:37 AM

SENSOR OUT ALARM
MAR 14, 2013 7:47 AM

ALARM HISTORY REPORT

----- SENSOR ALARM -----
L 5:DISPENSER 1-2
DISPENSER PAN
SENSOR OUT ALARM
MAR 13, 2014 7:51 AM

FUEL ALARM
MAR 13, 2014 7:35 AM

SENSOR OUT ALARM
MAR 14, 2013 7:47 AM

* * * * * END * * * * *

ALARM HISTORY REPORT

----- SENSOR ALARM -----
L 8:DIESEL ANNULAR
ANNULAR SPACE
SENSOR OUT ALARM
MAR 13, 2014 7:51 AM

FUEL ALARM
MAR 13, 2014 7:42 AM

SENSOR OUT ALARM
MAR 14, 2013 7:47 AM

* * * * * END * * * * *

ALARM HISTORY REPORT

----- SENSOR ALARM -----
L 6:DIESEL TURBINE SUMP
STP SUMP
SENSOR OUT ALARM
MAR 13, 2014 7:51 AM

FUEL ALARM
MAR 13, 2014 7:41 AM

SENSOR OUT ALARM
MAR 14, 2013 7:47 AM

* * * * * END * * * * *

ALARM HISTORY REPORT

----- SENSOR ALARM -----
L 9:DISPENSER 3-4
DISPENSER PAN
SENSOR OUT ALARM
MAR 13, 2014 7:51 AM

FUEL ALARM
MAR 13, 2014 7:43 AM

SENSOR OUT ALARM
MAR 14, 2013 7:47 AM

* * * * * END * * * * *

ALARM HISTORY REPORT

----- SENSOR ALARM -----
L 7:DIESEL FILL SUMP
PIPING SUMP
SENSOR OUT ALARM
MAR 13, 2014 7:51 AM

FUEL ALARM
MAR 13, 2014 7:41 AM

SENSOR OUT ALARM
MAR 14, 2013 7:47 AM

DEH 2002-HMFP-105397 To Scanned Files 7/15/14

COUNTY OF SAN DIEGO - UNDERGROUND STORAGE TANK SECONDARY CONTAINMENT TESTING REPORT FORM 105397

This form is intended for use by contractors performing initial or periodic testing of UST secondary containment systems. Use the appropriate pages of this form to report results for all components tested. The completed form, written test procedures, and printouts from tests (if applicable), must be provided to the facility owner/operator for submittal to the County of San Diego Department of Environmental Health Hazardous Materials Division UST Group.

RECEIVED
JUL 11 2014
ENVIRONMENTAL HEALTH

Establishment Number: 104469 **Plan Check Number:** _____

1. FACILITY INFORMATION

Facility Name:	City of Poway Operations Yard		Date of Testing:	7/02/2014
Facility Address:	14415 Lake Poway Road Poway, CA 92064			**Test Type:**
Facility Contact:	Tony Bower	Phone: (858) 668-4745		☐ Initial
Date Local Agency Was Notified of Testing:	6/4/2014			☐ 6 month
Name of Local Agency Inspector *(if present during testing)*:	None			☒ 36 month

2. TESTING CONTRACTOR INFORMATION

Company Name:	Jenal Engineering Corporation		
Technician Conducting Test:	Keegan Slatten		
Credentials:	☒ CSLB Licensed Contractor	☐ SWRCB Licensed Tank Tester	
License Type:	A	License Number: 602806, Hazmat 4257	

Manufacturer Training

Manufacturer	Component(s)	Date Training Expires
INCON TS-STS	9245003702 (Keegan Slatten)	8/15/2014

3. SUMMARY OF TEST RESULTS

Component	Pass	Fail	Not Tested	Repairs Made	Component	Pass	Fail	Not Tested	Repairs Made
(T-1) RUL – Annular	☒	☐	☐	☐	(T-1) RUL – Spill Overfill Box Fill	☒	☐	☐	☐
(T-2) Diesel – Annular	☒	☐	☐	☐	(T-1) RUL – Spill Overfill Box Vapor	☒	☐	☐	☐
(T-1) RUL – Secondary Piping	☒	☐	☐	☐	(T-2) Diesel – Spill Overfill Box Fill	☒	☐	☐	☐
(T-2) Diesel – Secondary Piping	☒	☐	☐	☐	Vent Containment box	☒	☐	☐	☐
(T-1) RUL – Vapor Secondary Piping	☒	☐	☐	☐		☐	☐	☐	☐
(T-1) RUL – Vent Secondary Piping	☒	☐	☐	☐		☐	☐	☐	☐
(T-2) Diesel – Vent Secondary Piping	☒	☐	☐	☐		☐	☐	☐	☐
(T-1) RUL – Piping Sump	☒	☐	☐	☐		☐	☐	☐	☐
(T-2) Diesel – Piping Sumpl	☒	☐	☐	☐		☐	☐	☐	☐
Dispenser #1/2 UDC	☒	☐	☐	☐		☐	☐	☐	☐
Dispenser #3/4 UDC	☒	☐	☐	☐		☐	☐	☐	☐
(T-1) RUL – Fill Sump	☒	☐	☒	☐		☐	☐	☐	☐
(T-2) Diesel – Fill Sump	☒	☐	☐	☐		☐	☐	☐	☐

If hydrostatic testing was performed, describe what was done with the water after completion of tests:

All rinse aid was drummed and left on site.

RUL failed initial SB989 testing

Return and retest RUL fill sump on 7/8/14

CERTIFICATION OF TECHNICIAN RESPONSIBLE FOR CONDUCTING THIS TESTING

To the best of my knowledge, the facts stated in this document are accurate and in full compliance with legal requirements

Technician's Signature: Keegan Slatten Date: July 2, 2014

4. TANK ANNULAR TESTING

Test Method Developed By:	☒ Tank Manufacturer ☒ Industry Standard ☐ Professional Engineer ☐ Other *(Specify)*			
Test Method Used:	☐ Pressure ☒ Vacuum ☐ Hydrostatic ☐ Other *(Specify)*			
Test Equipment Used: MARSH P0105 PNEUMATIC GAUGE			Equipment Resolution: +/- .05% F.S.	
	Tank #1 (Gas)	**Tank #2 (Diesel)**		
Is Tank Exempt From Testing?[1]	☐ Yes ☒ No	☐ Yes ☒ No	☐ Yes ☐ No	☐ Yes ☐ No
Tank Capacity:	**6,000 Gallons**	**4,000 Gallons**		
Tank Material:	**Steel/Fiberglass**	**Steel/Fiberglass**		
Tank Manufacturer:	**Joor**	**Joor**		
Product Stored:	**Gasoline**	**Diesel**		
Wait time between applying pressure/vacuum/water and starting test:	**30 Minutes.**	**30 Minutes.**		
Test Start Time:	**8:30 am**	**8:30 am**		
Initial Reading (R_I):	**15" hg**	**15" hg**		
Test End Time:	**9:30 am**	**9:30 am**		
Final Reading (R_F):	**15" hg**	**15" hg**		
Test Duration:	**1 Hour**	**1 Hour**		
Change in Reading (R_F-R_I):	**0" hg vac**	**0" hg vac**		
Pass/Fail Threshold or Criteria:	**+/- 0.00**	**+/- 0.00**		
Test Result:	☒ **Pass** ☐ **Fail**	☒ **Pass** ☐ **Fail**		
Was sensor removed for testing?	☒ Yes ☐ No ☐ NA	☒ Yes ☐ No ☐ NA		
Was sensor properly replaced and verified functional after testing?	☒ Yes ☐ No ☐ NA	☒ Yes ☐ No ☐ NA		

Comments – *(include information on repairs made prior to testing, & recommended follow-up for failed tests)*

[1] Secondary containment systems where the continuous monitoring automatically monitors both the primary and secondary containment, such as systems that are hydrostatically monitored or under constant vacuum, are exempt from periodic containment testing. {California Code of Regulations, Title 23, Section 2637(a)(6)}

5. SECONDARY PIPE TESTING

Test Method Developed By:	☒ Piping Manufacturer	☐ Industry Standard	☐ Professional Engineer
	☐ Other *(Specify)*		
Test Method Used:	☒ Pressure	☐ Vacuum	☐ Hydrostatic
	☐ Other *(Specify)*		
Test Equipment Used: MARSH P0140 PNEUMATIC GAUGE		Equipment Resolution: +/- .05% F.S.	

	Piping Run #(T-1) RUL	Piping Run #(T-2) Dsl	RUL Vapor Line	RUL Vent Line
Piping Material:	**Fiberglass**	**Fiberglass**	**Fiberglass**	**Fiberglass**
Piping Manufacturer:	**A. O. Smith**	**A. O. Smith**	**A. O. Smith**	**A. O. Smith**
Piping Diameter:	**3" over 2"**	**3" over 2"**	**4" over 3"**	**3" over 2"**
Length of Piping Run:	**28'**	**18'**	**28'**	**50'**
Product Stored:	**Gasoline**	**Diesel**	**Gasoline**	**N/A/Vapor**
Method and location of piping-run isolation:	**At turbine & in dispenser**	**At turbine & in dispenser**	**At turbine & in dispenser**	**At turbine sump & vent risers**
Wait time between applying pressure/vacuum/water and starting test:	**15 Minutes**	**15 Minutes**	**15 Minutes**	**15 Minutes**
Test Start Time:	**9:30 am**	**9:30 am**	**9:30 am**	**9:00 am**
Initial Reading (R_I):	**5.0 psi**	**5.0 psi**	**5.0 psi**	**5.0 psi**
Test End Time:	**10:30 am**	**10:30 am**	**10:30 am**	**10:00 am**
Final Reading (R_F):	**5.0 psi**	**5.0 psi**	**5.0 psi**	**5.0 psi**
Test Duration:	**1 Hour**	**1 Hour**	**1 Hour**	**1 Hour**
Change in Reading (R_F-R_I):	**0.00**	**0.00**	**0.00**	**0.00**
Pass/Fail Threshold or Criteria:	**+/-0.00**	**+/-0.00**	**+/-0.00**	**+/-0.00**
Test Result:	☒ **Pass** ☐ **Fail**	☒ **Pass** ☐ **Fail**	☒ **Pass** ☐ **Fail**	☒ **Pass** ☐ **Fail**

Comments – *(include information on repairs made prior to testing, and recommended follow-up for failed tests)*

5. SECONDARY PIPE TESTING

Test Method Developed By:	☒ Piping Manufacturer ☐ Industry Standard ☐ Professional Engineer ☐ Other *(Specify)*			
Test Method Used:	☒ Pressure ☐ Vacuum ☐ Hydrostatic ☐ Other *(Specify)*			
Test Equipment Used: MARSH P0140 PNEUMATIC GAUGE			Equipment Resolution: +/- .05% F.S.	
	Diesel Vent Line			
Piping Material:	**Fiberglass**			
Piping Manufacturer:	**A. O. Smith**			
Piping Diameter:	**3" over 2"**			
Length of Piping Run:	**45'**			
Product Stored:	**N/A/Vapor**			
Method and location of piping-run isolation:	**At turbine sump & vent risers**			
Wait time between applying pressure/vacuum/water and starting test:	**15 Minutes**			
Test Start Time:	**9:00 am**			
Initial Reading (R_I):	**5.0 psi**			
Test End Time:	**10:00 am**			
Final Reading (R_F):	**5.0 psi**			
Test Duration:	**1 Hour**			
Change in Reading (R_F-R_I):	**0.00**			
Pass/Fail Threshold or Criteria:	**+/-0.00**			
Test Result:	☒ **Pass** ☐ **Fail**			

Comments – *(include information on repairs made prior to testing, and recommended follow-up for failed tests)*

7. UNDER-DISPENSER CONTAINMENT (UDC) TESTING

Test Method Developed By:	☒ UDC Manufacturer	☒ Industry Standard	☐ Professional Engineer
	☐ Other *(Specify)*		
Test Method Used:	☐ Pressure	☐ Vacuum	☒ Hydrostatic
	☐ Other *(Specify)*		
Test Equipment Used: INCON TS-STS		Equipment Resolution: +/- .0001	

	UDC #1/2	UDC #3/4	Vent Box	
UDC Manufacturer:	**Bravo**	**Bravo**	**Bravo**	
UDC Material:	**Fiberglass**	**Fiberglass**	**Fiberglass**	
UDC Depth:	**29.25"**	**29.25"**	**24"**	
Height from UDC Bottom to Top of Highest Piping Penetration:	**12.5"**	**12.5"**	**13"**	
Height from UDC Bottom to Lowest Electrical Penetration:	**4"**	**4"**	**N/A**	
Condition of UDC prior to testing:	**Good**	**Good**	**Good**	
Portion of UDC Tested[3]	**Approx. 80 %**	**Approx. 80 %**	**Approx. 50%**	
Does turbine shut down when UDC sensor detects liquid (both product and water)?*	☒ Yes ☐ No ☐ NA	☒ Yes ☐ No ☐ NA	**N/A**	
Turbine shutdown response time	**1 Second**	**1 Second**	**N/A**	
Is system programmed for fail-safe shutdown?*	☒ Yes ☐ No ☐ NA	☒ Yes ☐ No ☐ NA	**N/A**	
Was fail-safe verified to be operational?*	☒ Yes ☐ No ☐ NA	☒ Yes ☐ No ☐ NA	**N/A**	
Wait time between applying pressure/vacuum/water and starting test	**30 Minutes**	**30 Minutes**	**30 Minutes**	
Test Start Time:	**11:04** **11:29**	**10:42** **11:04**	**10:42** **11:04**	
Initial Reading (R_I):	**1.4452** **1.4451**	**1.4454** **2.8297**	**2.8293** **7.8118**	
Test End Time:	**11:19** **11:38**	**10:57** **11:19**	**10:57** **11:19**	
Final Reading (R_F):	**1.4453** **1.4452**	**1.4454** **2.8299**	**2.8295** **7.8124**	
Test Duration:	**15 Minutes x 2**	**15 Minutes x 2**	**15 Minutes x 2**	
Change in Reading (R_F-R_I):	**+0.0001** **+0.0001**	**+/-.0000** **+.0002**	**+0.0002** **+0.0006**	
Pass/Fail Threshold or Criteria:	**+/- .0020**	**+/- .0020**	**+/- .0020**	
Test Result:	☒ **Pass** ☐ **Fail**	☒ **Pass** ☐ **Fail**	☒ **Pass** ☐ **Fail**	
Was sensor removed for testing?	☒ Yes ☐ No ☐ NA	☒ Yes ☐ No ☐ NA	☐ Yes ☒ No ☒ NA	
Was sensor properly replaced and verified functional after testing?	☒ Yes ☐ No ☐ NA	☒ Yes ☐ No ☐ NA	☐ Yes ☒ No ☒ NA	

Comments – *(include information on repairs made prior to testing, and recommended follow-up for failed tests)*

[3] If the entire depth of the UDC is not tested, specify how much was tested. If the answer to any of the questions indicated with an asterisk (*) is "NO" or "NA", the entire UDC must be tested. (See SWRCB LG-160)

8. FILL RISER CONTAINMENT SUMP TESTING

Facility is Not Equipped With Fill Riser Containment Sumps ☐				
Fill Riser Containment Sumps are Present, but were Not Tested ☐				
Test Method Developed By:	☒ Sump Manufacturer	☒ Industry Standard	☐ Professional Engineer	☐ Other *(Specify)*
Test Method Used:	☐ Pressure	☐ Vacuum	☒ Hydrostatic	☐ Other *(Specify)*
Test Equipment Used: INCON TS-STS			Equipment Resolution: +/- .0001	

	Sump #1 – RUL	Sump #2 – DSL		
Sump Diameter:	**48"**	**48"**		
Sump Depth:	**37"**	**36"**		
Height from Tank Top to Top of Highest Piping Penetration:	**N/A**	**N/A**		
Height from Tank Top to Lowest Electrical Penetration:	**4"**	**4"**		
Condition of sump prior to testing:	**Fair**	**Fair**		
Portion of Sump Tested	**Approx. 50 %**	**Approx. 50 %**		
Sump Material:	**Fiberglass**	**Fiberglass**		
Wait time between applying pressure/vacuum/water and starting test:	**30 minutes**	**30 minutes**		
Test Start Time:	**1:16 1:31**	**9:52 10:07**		
Initial Reading (R_I):	**4.0229 4.0242**	**6.8027 6.8026**		
Test End Time:	**1:31 1:47**	**10:07 10:23**		
Final Reading (R_F):	**4.0243 4.0244**	**6/8027 6.8023**		
Test Duration:	**15 Minutes x 2**	**15 Minutes x 2**		
Change in Reading (R_F-R_I):	**+.0014 +.0002**	**+/-.0000 -.0003**		
Pass/Fail Threshold or Criteria:	**+/- .002**	**+/- .002**		
Test Result:	☐ **Pass** ☒ **Fail**	☒ **Pass** ☐ **Fail**	☐ **Pass** ☐ **Fail**	
Is there a sensor in the sump?	☒ Yes ☐ No ☐ NA	☒ Yes ☐ No ☐ NA	☐ Yes ☐ No ☐ NA	
Does the sensor alarm when either product or water is detected?	☒ Yes ☐ No ☐ NA	☒ Yes ☐ No ☐ NA	☐ Yes ☐ No ☐ NA	
Was sensor removed for testing?	☒ Yes ☐ No ☐ NA	☒ Yes ☐ No ☐ NA	☐ Yes ☐ No ☐ NA	
Was sensor properly replaced and verified functional after testing?	☒ Yes ☐ No ☐ NA	☒ Yes ☐ No ☐ NA	☐ Yes ☐ No ☐ NA	

Comments – *(include information on repairs made prior to testing, and recommended follow-up for failed tests)*

RUL fill sump failed initial testing

Return, performed minor repair and retested on 7/8/14

Testing on (RUL #1) from 7/8/14 is listed above

9. SPILL/OVERFILL CONTAINMENT BOXES

Facility is Not Equipped With Spill/Overfill Containment Boxes ☐			
Spill/Overfill Containment Boxes are Present, but were Not Tested ☐			
Test Method Developed By:	☒ Spill Bucket Manufacturer	☒ Industry Standard	☐ Professional Engineer
	☐ Other *(Specify)*		
Test Method Used:	☐ Pressure	☐ Vacuum	☒ Hydrostatic
	☐ Other *(Specify)*		
Test Equipment Used: INCON TS-STS		Equipment Resolution: +/- .0001	

	T-1, RUL Fill		T-1, RUL Vapor		T-2, Diesel Fill		
Bucket Diameter:	12"		12"		12"		
Bucket Depth:	15.5"		15.5"		13.5"		
Wait time between applying pressure/vacuum/water and starting test:	30 minutes		30 minutes		30 minutes		
Test Start Time:	9:52	10:07	9:52	10:07	8:48	9:04	
Initial Reading (R_I):	4.2383	4.2383	4.4734	4.4737	4.1099	4.1085	
Test End Time:	10:07	10:23	10:07	10:23	9:03	9:20	
Final Reading (R_F):	4.2384	4.2384	4.4738	4.4741	4.1090	4.1081	
Test Duration:	15 minutes x 2		15 minutes x 2		15 minutes x 2		
Change in Reading (R_F-R_I):	+.0001	+.0001	+.0004	+.0004	-.0009	-.0004	
Pass/Fail Threshold or Criteria:	+/- .002		+/- .002		+/- .002		
Test Result:	☒ Pass ☐ Fail		☒ Pass ☐ Fail		☒ Pass ☐ Fail		

Comments – *(include information on repairs made prior to testing, and recommended follow-up for failed tests)*

Send Completed Form to:
County of San Diego, Department of Environmental Health, Hazardous Materials Division
UST Group
P.O. Box 129261
San Diego CA 92112-9261

CITY OF POWAY

07/02/2014 8:46 AM

SUMP LEVEL REPORT

SUMP 87 STP	6.762 IN
SUMP DIE STP	5.558 IN
SUMP 87 GA S	4.119 IN
SUMP DIE FB	4.110 IN

CITY OF POWAY

07/02/2014 9:04 AM

SUMP LEAK TEST REPORT

87 STP

TEST STARTED	8:48 AM
TEST STARTED	07/02/2014
BEGIN LEVEL	6.7618 IN
END TIME	9:03 AM
END DATE	07/02/2014
END LEVEL	6.7614 IN
LEAK THRESHOLD	0.002 IN
TEST RESULT	PASSED

DIE STP

TEST STARTED	8:48 AM
TEST STARTED	07/02/2014
BEGIN LEVEL	6.5579 IN
END TIME	9:03 AM
END DATE	07/02/2014
END LEVEL	6.5579 IN
LEAK THRESHOLD	0.002 IN
TEST RESULT	PASSED

87 GA S

TEST STARTED	8:48 AM
TEST STARTED	07/02/2014
BEGIN LEVEL	4.1193 IN
END TIME	9:03 AM
END DATE	07/02/2014
END LEVEL	4.1189 IN
LEAK THRESHOLD	0.002 IN
TEST RESULT	PASSED

DIE FB

TEST STARTED	8:48 AM
TEST STARTED	07/02/2014
BEGIN LEVEL	4.1099 IN
END TIME	9:03 AM
END DATE	07/02/2014
END LEVEL	4.1090 IN
LEAK THRESHOLD	0.002 IN
TEST RESULT	PASSED

CITY OF POWAY

07/02/2014 9:20 AM

SUMP LEAK TEST REPORT

87 STP

TEST STARTED	9:04 AM
TEST STARTED	07/02/2014
BEGIN LEVEL	6.7610 IN
END TIME	9:20 AM
END DATE	07/02/2014
END LEVEL	6.7607 IN
LEAK THRESHOLD	0.002 IN
TEST RESULT	PASSED

DIE STP

TEST STARTED	9:04 AM
TEST STARTED	07/02/2014
BEGIN LEVEL	6.5579 IN
END TIME	9:20 AM
END DATE	07/02/2014
END LEVEL	6.5577 IN
LEAK THRESHOLD	0.002 IN
TEST RESULT	PASSED

87 GA S

TEST STARTED	9:04 AM
TEST STARTED	07/02/2014
BEGIN LEVEL	4.1189 IN
END TIME	9:20 AM
END DATE	07/02/2014
END LEVEL	4.1188 IN
LEAK THRESHOLD	0.002 IN
TEST RESULT	PASSED

DIE FB

TEST STARTED	9:04 AM
TEST STARTED	07/02/2014
BEGIN LEVEL	4.1085 IN
END TIME	9:20 AM
END DATE	07/02/2014
END LEVEL	4.1081 IN
LEAK THRESHOLD	0.002 IN
TEST RESULT	PASSED

CITY OF POWAY

07/02/2014 9:28 AM

ALARM REPORT

07/02/2014 9:28 AM
WATCHDOG TIMEOUT
STATUS 20B4
VALUE 20B2

CITY OF POWAY

07/02/2014 9:45 AM

ALARM REPORT

07/02/2014 9:45 AM
POWER UP

07/02/2014 9:30 AM
POWER DOWN

CITY OF POWAY

07/02/2014 9:50 AM

SUMP LEVEL REPORT

SUMP 87 FS	6.108 IN
SUMP DIE FS	6.803 IN
SUMP 87 FB	4.238 IN
SUMP 87VB	4.474 IN

CITY OF POWAY

07/02/2014 10:07 AM

SUMP LEAK TEST REPORT

87 FS

TEST STARTED	9:52 AM
TEST STARTED	07/02/2014
BEGIN LEVEL	6.1085 IN
END TIME	10:07 AM
END DATE	07/02/2014
END LEVEL	6.1065 IN
LEAK THRESHOLD	0.002 IN
TEST RESULT	PASSED

DIE FS

TEST STARTED	9:52 AM
TEST STARTED	07/02/2014
BEGIN LEVEL	6.8027 IN
END TIME	10:07 AM
END DATE	07/02/2014
END LEVEL	6.8027 IN
LEAK THRESHOLD	0.002 IN
TEST RESULT	PASSED

87 FB

TEST STARTED	9:52 AM
TEST STARTED	07/02/2014
BEGIN LEVEL	4.2383 IN
END TIME	10:07 AM
END DATE	07/02/2014
END LEVEL	4.2384 IN
LEAK THRESHOLD	0.002 IN
TEST RESULT	PASSED

87VB

TEST STARTED	9:52 AM
TEST STARTED	07/02/2014
BEGIN LEVEL	4.4734 IN
END TIME	10:07 AM
END DATE	07/02/2014
END LEVEL	4.4738 IN
LEAK THRESHOLD	0.002 IN
TEST RESULT	PASSED

CITY OF POWAY

07/02/2014 10:23 AM

SUMP LEAK TEST REPORT

87 FS

TEST STARTED	10:07 AM
TEST STARTED	07/02/2014
BEGIN LEVEL	6.1066 IN
END TIME	10:23 AM
END DATE	07/02/2014
END LEVEL	6.1032 IN
LEAK THRESHOLD	0.002 IN
TEST RESULT	FAILED

DIE FS

TEST STARTED	10:07 AM
TEST STARTED	07/02/2014
BEGIN LEVEL	6.8026 IN
END TIME	10:23 AM
END DATE	07/02/2014
END LEVEL	6.8023 IN
LEAK THRESHOLD	0.002 IN
TEST RESULT	PASSED

87 FB

TEST STARTED	10:07 AM
TEST STARTED	07/02/2014
BEGIN LEVEL	4.2383 IN
END TIME	10:23 AM
END DATE	07/02/2014
END LEVEL	4.2384 IN
LEAK THRESHOLD	0.002 IN
TEST RESULT	PASSED

87VB

TEST STARTED	10:07 AM
TEST STARTED	07/02/2014
BEGIN LEVEL	4.4737 IN
END TIME	10:23 AM
END DATE	07/02/2014
END LEVEL	4.4741 IN
LEAK THRESHOLD	0.002 IN
TEST RESULT	PASSED

CITY OF POWAY

07/02/2014 10:27 AM

SUMP LEVEL REPORT

SUMP 87 FS	6.096 IN
SUMP DIE FS	4.649 IN
SUMP 87 FB	2.830 IN
SUMP 87VB	1.445 IN

CITY OF POWAY

07/02/2014 10:30 AM

SUMP LEVEL REPORT

SUMP 87 FS	6.096 IN
SUMP UDC 1-2	4.649 IN
SUMP VENTBOX	2.830 IN
SUMP UDC 3-4	1.444 IN

CITY OF POWAY

07/02/2014 10:57 AM

SUMP LEAK TEST REPORT

87 FS

TEST STARTED	10:42 AM
TEST STARTED	07/02/2014
BEGIN LEVEL	6.0963 IN
END TIME	10:57 AM
END DATE	07/02/2014
END LEVEL	6.0929 IN
LEAK THRESHOLD	0.002 IN
TEST RESULT	FAILED

UDC 1-2

TEST STARTED	10:42 AM
TEST STARTED	07/02/2014
BEGIN LEVEL	4.5270 IN
END TIME	10:57 AM
END DATE	07/02/2014
END LEVEL	4.5299 IN
LEAK THRESHOLD	0.002 IN
TEST RESULT	INCREASED

VENTBOX

TEST STARTED	10:42 AM
TEST STARTED	07/02/2014
BEGIN LEVEL	2.8293 IN
END TIME	10:57 AM
END DATE	07/02/2014
END LEVEL	2.8295 IN
LEAK THRESHOLD	0.002 IN
TEST RESULT	PASSED

UDC 3-4

TEST STARTED	10:42 AM
TEST STARTED	07/02/2014
BEGIN LEVEL	1.4454 IN
END TIME	10:57 AM
END DATE	07/02/2014
END LEVEL	1.4454 IN
LEAK THRESHOLD	0.002 IN
TEST RESULT	PASSED

CITY OF POWAY

07/02/2014 11:00 AM

SUMP LEVEL REPORT

SUMP 87 FS	6.091 IN
SUMP VENTBOX	4.531 IN
SUMP UDC 3-4	2.830 IN
SUMP UDC 1-2	1.446 IN

CITY OF POWAY

07/02/2014 11:03 AM

SUMP LEVEL REPORT

SUMP 87 FS	5.538 IN
SUMP VENTBOX	7.812 IN
SUMP UDC 3-4	2.830 IN
SUMP UDC 1-2	1.446 IN

CITY OF POWAY

07/02/2014 11:19 AM

SUMP LEAK TEST REPORT

87 FS

TEST STARTED	11:04 AM
TEST STARTED	07/02/2014
BEGIN LEVEL	5.5384 IN
END TIME	11:19 AM
END DATE	07/02/2014
END LEVEL	5.5379 IN
LEAK THRESHOLD	0.002 IN
TEST RESULT	PASSED

VENTBOX

TEST STARTED	11:04 AM
TEST STARTED	07/02/2014
BEGIN LEVEL	7.8118 IN
END TIME	11:19 AM
END DATE	07/02/2014
END LEVEL	7.8124 IN
LEAK THRESHOLD	0.002 IN
TEST RESULT	PASSED

UDC 3-4

TEST STARTED	11:04 AM
TEST STARTED	07/02/2014
BEGIN LEVEL	2.8297 IN
END TIME	11:19 AM
END DATE	07/02/2014
END LEVEL	2.8299 IN
LEAK THRESHOLD	0.002 IN
TEST RESULT	PASSED

UDC 1-2

TEST STARTED	11:04 AM
TEST STARTED	07/02/2014
BEGIN LEVEL	1.4452 IN
END TIME	11:19 AM
END DATE	07/02/2014
END LEVEL	1.4453 IN
LEAK THRESHOLD	0.002 IN
TEST RESULT	PASSED

CITY OF POWAY

07/02/2014 11:38 AM

SUMP LEAK TEST REPORT

87 FS

TEST STARTED	11:23 AM
TEST STARTED	07/02/2014
BEGIN LEVEL	5.5371 IN
END TIME	11:38 AM
END DATE	07/02/2014
END LEVEL	5.5334 IN
LEAK THRESHOLD	0.002 IN
TEST RESULT	FAILED

VENTBOX

TEST STARTED	11:23 AM
TEST STARTED	07/02/2014
BEGIN LEVEL	7.8121 IN
END TIME	11:38 AM
END DATE	07/02/2014
END LEVEL	7.8112 IN
LEAK THRESHOLD	0.002 IN
TEST RESULT	PASSED

UDC 3-4

TEST STARTED	11:23 AM
TEST STARTED	07/02/2014
BEGIN LEVEL	2.8298 IN
END TIME	11:38 AM
END DATE	07/02/2014
END LEVEL	2.8298 IN
LEAK THRESHOLD	0.002 IN
TEST RESULT	PASSED

UDC 1-2

TEST STARTED	11:23 AM
TEST STARTED	07/02/2014
BEGIN LEVEL	1.4451 IN
END TIME	11:38 AM
END DATE	07/02/2014
END LEVEL	1.4452 IN
LEAK THRESHOLD	0.002 IN
TEST RESULT	PASSED

CITY OF POWAY

07/08/2014 1:14 PM

SUMP LEVEL REPORT

SUMP 87 FS 4.022 IN

7-8-14 from TEST 126

CITY OF POWAY

07/08/2014 1:31 PM

SUMP LEAK TEST REPORT

87 FS

TEST STARTED	1:16 PM
TEST STARTED	07/08/2014
BEGIN LEVEL	4.0229 IN
END TIME	1:31 PM
END DATE	07/08/2014
END LEVEL	4.0243 IN
LEAK THRESHOLD	0.002 IN
TEST RESULT	PASSED

CITY OF POWAY

07/08/2014 1:47 PM

SUMP LEAK TEST REPORT

87 FS

TEST STARTED	1:31 PM
TEST STARTED	07/08/2014
BEGIN LEVEL	4.0242 IN
END TIME	1:47 PM
END DATE	07/08/2014
END LEVEL	4.0244 IN
LEAK THRESHOLD	0.002 IN
TEST RESULT	PASSED

CERS, ola,

COUNTY OF SAN DIEGO

COMPLIANCE INSPECTION REPORT

PAGE 1 OF 1 DATE 03 / 13 / 14
PERMIT# DEH2002-HMFPP-105397 BUS. CODE K94
TIME START 730 END 945
SPECIALIST LaPel
INSPECTION CONTACT TONY BOWERS
TITLE
PHONE (858) 668-4745

FACILITY NAME CITY OF POWAY FLEET MAINTENANCE
ADDRESS 14415 Lake Poway Rd
CITY/ZIP POWAY 92064

On the above date, the County inspected your facility under the authority of the California Health and Safety Code (H&SC), to determine compliance with applicable provisions of the H&SC, the California Code of Regulations (CCR), and the San Diego County Code of Regulatory Ordinances (SDCC). **This report serves as a Notice to Comply (H&SC 25187.8 & 25404.1.2) for any minor violations as defined in H&SC 25404 and 25117.6.** This report may contain both minor and more significant (Class II) violations. Minor violations do not include repeat violations or violations remaining uncorrected for more than 30 days (or as specified below). Minor violations do not include knowing, willful, intentional, or chronic violations; nor do they include violations showing a pattern of neglect or disregard. The remarks below are intended to provide guidance to correct any violations indicated on the attached violation report. You must submit a written response to this report within 30 days (or as specified below) demonstrating that all violations have been corrected or include a written notice of disagreement that clearly states the reason for any disputed violations. Prompt correction can protect you from penalties for a "minor violation". Penalties can be imposed for each day in violation for all other violations even if they are corrected promptly. However, correction within 30 days (or as specified below) will make a penalty less likely.

Y*	N/A*	NOTE: Reinspection fees will be charged if additional inspections are required to determine compliance.	Y*	N/A*	
☒	☐	Unified Program Facility Permit current	☐	☐	Permit Expires on: 02 / 28 / 15
☐	☐	Hazardous Materials Business Plan available	☐	☐	Contingency Plan available ☐LQG ☐SQG
☐	☐	Employee training is adequate	☐	☐	Employee training records available
☐	☐	Waste disposal records available for review	☐	☐	Universal waste managed properly
☐	☐	Emergency contacts current ☐ Updated today	☐	☐	Waste containers ☐ closed ☐ labeled
☐	☐	Chemical inventory/map current ☐ Updated today	☐	☐	Waste containers in good condition

Consent to inspect granted by: ☒ Inspection Contact ☐ Other:

ANNUAL UST Monitoring CERTIFICATION

onsite with Craig Nowak and Jeff Orlando of Jenal Engineering Corporation to witness annual UST monitoring inspection. Both are ICC certified, as well as Veeder Root certified.

The following components were tested:

1) 7 x 208 sensors
2) 2 x 420 annular space sensors
3) 2 x Red Jacket FX MLLD's
4) 2 x ATG's
5) Fail-safe (FS)
6) Sensor Out
7) Emergency Shut-Off (ESO)

OBSERVATIONS:
- VR software V. 122
- Approximately 10 gallons of spill bucket test water left onsite
- ALL COMPONENTS PASSED; NO VIOLATIONS OBSERVED DURING INSPECTION

☒ This is an annual certification that the Hazardous Materials Business Plan (inventory & site map, emergency contacts, emergency response plan, and employee training plan) is current and includes all the information required in the H&SC and is maintained at the site where hazardous materials are stored. | Initials of Facility Representative

PRINTED NAME OF FACILITY REPRESENTATIVE | DATE SIGNED 3 / 13 / 14

SIGNATURE OF FACILITY REPRESENTATIVE | TITLE OF FACILITY REPRESENTATIVE

X [signature] | Flt. Maint. Supv.

Department of Environmental Health, Hazardous Materials Division, P.O. Box 129261, San Diego, CA 92112-9261
Phone: (858) 505-6880 http://www.sdcdeh.org

COUNTY OF SAN DIEGO

COMPLIANCE INSPECTION REPORT

PAGE 1 OF 2	DATE 3/12/2015
RECORD ID #	DEH2002-HUPFP-105397
TIME START 1:00PM	END 3:00PM
SPECIALIST	M. Oglesby (6/804.2321)
INSPECTION CONTACT	Tony Powers
TITLE	Fleet Supervisor
PHONE	858.668.4745

FACILITY NAME City of Poway Fleet Maintenance

ADDRESS 14415 Lake Poway Road

CITY/ZIP Poway CA / 92064

On the above date, the County inspected your facility under the authority of the California Health and Safety Code (H&SC), to determine compliance with applicable provisions of the H&SC, the California Code of Regulations (CCR), and the San Diego County Code of Regulatory Ordinances (SDCC). **This report serves as a Notice to Comply (H&SC 25187.8 & 25404.1.2) for any minor violations as defined in H&SC 25404 and 25117.6.** This report may contain both minor and more significant (Class II) violations. Minor violations do not include repeat violations or violations remaining uncorrected for more than 30 days (or as specified below). Minor violations do not include knowing, willful, intentional, or chronic violations; nor do they include violations showing a pattern of neglect or disregard. The remarks below are intended to provide guidance to correct any violations indicated on the attached violation report. You must submit a written response to this report within 30 days (or as specified below) demonstrating that all violations have been corrected or include a written notice of disagreement that clearly states the reason for any disputed violations. Prompt correction can protect you from penalties for a "minor violation". Penalties can be imposed for each day in violation for all other violations even if they are corrected promptly. However, correction within 30 days (or as specified below) will make a penalty less likely.

NOTE: Reinspection fees will be charged if additional inspections are required to determine compliance.

Y*	N/A*		Y*	N/A*	
☒	☐	Unified Program Facility Permit current			Permit Expires on: 2/29/2016
☒	☐	Hazardous Materials Business Plan available	☒	☐	Contingency Plan available ☐LQG ☒SQG
☒	☐	Employee Training is adequate	☐	☒	Employee Training records available
☐	☐	Waste disposal records available for review	☐	☐	Universal waste managed properly
☒	☐	Emergency contacts current ☐Updated today	☐	☐	Waste containers ☒ closed ☒ labeled
☐	☐	Chemical inventory/map current ☐ Updated today	☐	☐	Waste containers in good condition

Consent to inspect granted by: ☒ **Inspection Contact** ☐ **Other:** ____

Annual UST Monitoring System Certification/Below Grade Inspection ONLY

Underground Storage Tank (UST) annual monitoring system (Veeder Root, VR TLS -350/122) certification, below grade equipment inspection, line leak detection and spill bucket testing was conducted with Keegan Slatten of Jenal Engineering Corp., - ICC, VR and VMI certifications verified. Records review was facilitated by Tony Bowers.

Site has two double walled tanks with fiberglass reinforced plastic (87 & DSL) -D/W pressurized piping with dry tank annular and mechanical line leak detectors. The following monitoring components/devices for the tanks were tested and certified: Liquid sensors - 2 Annular/VR 420, 2 STP/VR 208, 2 Fill/VR 208, 2 UDC/ VR 208, 2 Tank Overfill - Mag-1, 2 MLLD, 2 Spill containers, Fail Safe and Sensor Out were also tested and noted functional. UDC & STP sump sensors initiate positive shut-off.

The following UST records were reviewed:-
Financial Responsibility/CFO letter, Monitoring Plan, Monitoring Plot plan, Emergency Response Plan, Facility/Tank Information page, Monitoring System Certification & SB 989 reports, Designated Operator (DO) notification & certification, Designated Operator (DO) training/monthly reports/employee training records, Maintenance & Repair Records, Hazardous Materials Business Plan, and Hazardous waste manifests.

The Hazardous Materials Business Plan (inventory & site map, emergency contacts, emergency response plan, and employee training plan) is required by law to be certified online through the California Environmental Reporting System (CERS). For additional information about hazardous materials business plans and CERS, go to: http://www.sdcounty.ca.gov/deh/hazmat/hmd-

PRINTED NAME OF FACILITY REPRESENTATIVE: Patricia J. Phelps

DATE SIGNED: 3/12/2015

SIGNATURE OF FACILITY REPRESENTATIVE: x Patricia J. Phelps

TITLE OF FACILITY REPRESENTATIVE: Adm. Asst. III

COUNTY OF SAN DIEGO

SUPPLEMENTAL COMPLIANCE INSPECTION REPORT

PERMIT # DEH2002-HUPFP-105397
DATE 3/12/2015
PAGE 2 OF 2

FACILITY ADDRESS: 14415 Lake Poway Road ZIP CODE: 92064

Within the scope of this inspection, no violations were noted.

REMARKS:

A. **CERS (ID #10374337) submitted and accepted.**
B. UST Operating permit dated 5/23/18
C. Secondary containment testing due July 2015
D. UST Certificate of Financial Responsibility current
E. Employee Training dated current

Submit to DEH-HMD the Monitoring System Certification Report within 30 days. Maintain a copy onsite.

Patricia J Phelps | 3/12/2015 | Adm. Asst III

SIGNATURE OF FACILITY REPRESENTATIVE | **DATE SIGNED** | **TITLE OF FACILITY REPRESENTATIVE**

DEH2002-HUPFP-105397

County of San Diego

DEPARTMENT OF ENVIRONMENTAL HEALTH-HAZARDOUS MATERIALS DIVISION
P.O. BOX 129261, SAN DIEGO, CA 92112-9261
(858) 505-6880 1-800-253-9933 FAX (858) 505-6849; http://www.sdcdeh.org

RECEIVED 3/16

UNDERGROUND STORAGE TANK MONITORING SYSTEM CERTIFICATION

Authority Cited: Chapter 6.7, Health and Safety Code; Chapter 16, Division 3, Title 23, California Code of Regulations

This form must be used to document installation, testing and servicing of monitoring equipment. A separate certification or report must be prepared for each monitoring system control panel by the technician who performs the work. A copy of this form must be provided to the tank system owner/operator. The owner/operator must submit a copy of this form to the local agency regulating UST systems within 30 days of test date.

Plan Check Number: **Permit Number: 105397**

A. General Information

Facility Name: City of Poway Bldg. No.:

Site Address: 14415 Lake Poway Rd. City: Poway Zip: 92064-

Facility Contact Person: Tony Bowers Contact Phone No.: (858) 668-4745 x

Make/Model of Monitoring System: Veeder-Root TLS 350 Date of Testing/Servicing: 12-Mar-15

B. Inventory of Equipment Tested/Certified: Check the appropriate boxes to indicate specific equipment installed/ inspected serviced:

Tank ID: T-1 87 Unleaded ☒ In-Tank Gauging Probe Model: 864390-107 ☒ Annular Space or Vault Sensor Model: 794390-420 ☒ Piping Sump / Trench Sensor(s) Model: 794380-208 ☒ Fill Sump Sensor(s) Model: 794380-208 ☒ Mechanical Line Leak Detector Model: Red Jacket FX ☐ Electronic Line Leak Detector Model: ☐ Tank Overfill / High-Level Sensor Model: ☐ Other (specify equipment type and model in Section E on Page 2).	**Tank ID:** T-2 Diesel ☒ In-Tank Gauging Probe Model: 864390-107 ☒ Annular Space or Vault Sensor Model: 794390-420 ☒ Piping Sump / Trench Sensor(s) Model: 794380-208 ☒ Fill Sump Sensor(s) Model: 794380-208 ☒ Mechanical Line Leak Detector Model: Red Jacket FX ☐ Electronic Line Leak Detector Model: ☐ Tank Overfill / High-Level Sensor Model: ☐ Other (specify equipment type and model in Section E on Page 2).
Tank ID: ☐ In-Tank Gauging Probe Model: ☐ Annular Space or Vault Sensor Model: ☐ Piping Sump / Trench Sensor(s) Model: ☐ Fill Sump Sensor(s) Model: ☐ Mechanical Line Leak Detector Model: ☐ Electronic Line Leak Detector Model: ☐ Tank Overfill / High-Level Sensor Model: ☐ Other (specify equipment type and model in Section E on Page 2).	**Tank ID:** ☐ In-Tank Gauging Probe Model: ☐ Annular Space or Vault Sensor Model: ☐ Piping Sump / Trench Sensor(s) Model: ☐ Fill Sump Sensor(s) Model: ☐ Mechanical Line Leak Detector Model: ☐ Electronic Line Leak Detector Model: ☐ Tank Overfill / High-Level Sensor Model: ☐ Other (specify equipment type and model in Section E on Page 2).
Dispenser ID: #1/2 ☒ Dispenser Containment Sensor(s). Model: 794380-208 ☒ Shear Valve(s). ☐ Dispenser Containment Float(s) and Chain(s).	**Dispenser ID:** #3/4 ☒ Dispenser Containment Sensor(s). Model: 794380-208 ☒ Shear Valve(s). ☐ Dispenser Containment Float(s) and Chain(s).
Dispenser ID: ☐ Dispenser Containment Sensor(s). Model: ☐ Shear Valve(s). ☐ Dispenser Containment Float(s) and Chain(s).	**Dispenser ID:** ☐ Dispenser Containment Sensor(s). Model: ☐ Shear Valve(s). ☐ Dispenser Containment Float(s) and Chain(s).
Dispenser ID: ☐ Dispenser Containment Sensor(s). Model: ☐ Shear Valve(s). ☐ Dispenser Containment Float(s) and Chain(s).	**Dispenser ID:** ☐ Dispenser Containment Sensor(s). Model: ☐ Shear Valve(s). ☐ Dispenser Containment Float(s) and Chain(s).

*If the facility contains more tanks or dispensers, copy this form. Include information for every tank and dispenser at the facility.

C. Certification - I certify that the equipment identified in this document was installed/inspected/serviced in accordance with the manufacturers' guidelines. Attached to this Certification is information (e.g. manufacturers' checklists) necessary to verify that this information is correct and a Plot Plan showing the layout of monitoring equipment. For any equipment capable of generating such reports, I have also attached a copy of the report *(check all that apply)*: ☒ Copy of the report ☒ System set-up ☒ Alarm history report

Technician Name (print): Keegan Slatten

Signature: Keegan Slatten

Certification No.: B33106 License No.: 602806-A

Testing Company Name: Jenal Engineering Corporation Phone No.: (619) 697-2200 x

Testing Company Address: P O Box 459 Lemon Grove, CA 91946-0459 Date of Testing/Servicing: 12-Mar-15

MO/

D. Results of Testing/Servicing

Permit Number:

Software Version Installed:

Complete the following checklist:

☐ Yes	☐ No*	Is the audible alarm operational?
☒ Yes	☐ No*	Is the visual alarm operational?
☒ Yes	☐ No*	Were all sensors visually inspected, functionally tested, and confirmed operational?
☒ Yes	☐ No*	Were all sensors installed at lowest point of secondary containment and positioned so that other equipment will not interfere with their proper operation?
☐ Yes	☐ No* ☒ N/A	If alarms are relayed to a remote monitoring station, is all communications equipment (e.g. modem) operational?
☒ Yes	☐ No* ☐ N/A	For pressurized piping systems, does the turbine automatically shut down if the piping secondary containment monitoring system detects a leak, fails to operate, or is electrically disconnected? If yes: which sensors initiate positive shutdown? *(Check all that apply)* ☒ Sump/Trench Sensors; ☒ Dispenser Containment Sensors. Did you confirm positive shutdown due to leaks and sensor failure/disconnection? ☒ Yes; ☐ No.
☒ Yes	☐ No* ☐ N/A	For tank systems that utilize the monitoring system as the primary tank overfill warning device (i.e. no mechanical overfill prevention valve is installed), is the overfill warning alarm visible and audible at the tank fill point(s) and operating properly? If so, at what percent of tank capacity does the alarm trigger? 90%
☒ Yes*	☐ No	Was any monitoring equipment replaced? If yes, identify specific sensors, probes, or other equipment replaced and list the manufacturer name and model for all replacement parts in Section E, below.
☐ Yes*	☒ No	Was liquid found inside any secondary containment systems designed as dry systems? *(Check all that apply)* ☐ Product; ☐ Water. If yes, describe causes in Section E. below.
☒ Yes	☐ No*	Was monitoring system set-up reviewed to ensure proper settings? Attach set up reports, if applicable
☒ Yes	☐ No*	Is all monitoring equipment operational per manufacturer's specifications?

*** In Section E below, describe how and when these deficiencies were or will be corrected.**

E. Comments (500 characters max. add additional sheets if needed):

UNDERGROUND STORAGE TANK MONITORING SYSTEM CERTIFICATION

F. In-Tank Gauging / SIR Equipment: **Permit Number:** 105397

☐ Check this box if tank gauging is used only for inventory control

☐ Check this box if no tank gauging or SIR equipment is installed

This section must be completed if in-tank gauging equipment is used to perform leak detection monitoring.

Complete the following checklist:

☒ Yes	☐ No*	Has all input wiring been inspected for proper entry and termination, including testing for ground faults?
☒ Yes	☐ No*	Were all tank gauging probes visually inspected for damage and residue buildup?
☒ Yes	☐ No*	Was accuracy of system product level readings tested?
☒ Yes	☐ No*	Was accuracy of system water level readings tested?
☒ Yes	☐ No*	Were all probes reinstalled properly?
☒ Yes	☐ No*	Were all items on the equipment manufacturer's maintenance checklist completed?

*** In Section H below, describe how and when these deficiencies were or will be corrected.**

G. Line Leak Detectors (LLD): ☐ Check this box if LLDs are not installed.

Complete the following checklist:

☒ Yes	☐ No* ☐ N/A	For equipment start-up or annual equipment certification, was a leak simulated to verify LLD performance? *(Check all that apply)* Simulated leak rate: ☐ 3 g.p.h.; ☐ 0.1 g.p.h. ; ☐ 0.2 g.p.h.
☒ Yes	☐ No*	Were all LLDs confirmed operational and accurate within regulatory requirements?
☒ Yes	☐ No*	Was the testing apparatus properly calibrated?
☒ Yes	☐ No* ☐ N/A	For mechanical LLDs, does the LLD restrict product flow if it detects a leak?
☐ Yes	☐ No* ☒ N/A	For electronic LLDs, does the turbine automatically shut off if the LLD detects a leak?
☐ Yes	☐ No* ☒ N/A	For electronic LLDs, does the turbine automatically shut off if any portion of the monitoring system is disabled or disconnected?
☐ Yes	☐ No* ☒ N/A	For electronic LLDs, does the turbine automatically shut off if any portion of the monitoring system malfunctions or fails a test?
☐ Yes	☐ No* ☒ N/A	For electronic LLDs, have all accessible wiring connections been visually inspected?
☒ Yes	☐ No*	Were all items on the equipment manufacturer's maintenance checklist completed?

*** In Section H below, describe how and when these deficiencies were or will be corrected.**

H. Comments (500 characters max. add additional sheets if needed):

I. Results of Vacuum/Pressure Monitoring Equipment Testing

This page should be used to document testing and servicing of vacuum and pressure interstitial sensors. A copy of this form must be included with the Monitoring System Certification Form, which must be provided to the tank system owner/operator. The owner/operator must submit a copy of the Monitoring System Certification Form to the local agency regulating UST systems within 30 days of test date.

	Model: N/A	System Type: ☐ Pressure; ☐ Vacuum
	Component(s) Monitored by this Sensor: N/A Sensor Functionality Test Result: ☐ Pass; ☐ Fail Interstitial Communication Test Result: ☐ Pass; ☐ Fail	
	Component(s) Monitored by this Sensor: Sensor Functionality Test Result: ☐ Pass; ☐ Fail Interstitial Communication Test Result: ☐ Pass; ☐ Fail	
	Component(s) Monitored by this Sensor: Sensor Functionality Test Result: ☐ Pass; ☐ Fail Interstitial Communication Test Result: ☐ Pass; ☐ Fail	
	Component(s) Monitored by this Sensor: Sensor Functionality Test Result: ☐ Pass; ☐ Fail Interstitial Communication Test Result: ☐ Pass; ☐ Fail	
	Component(s) Monitored by this Sensor: Sensor Functionality Test Result: ☐ Pass; ☐ Fail Interstitial Communication Test Result: ☐ Pass; ☐ Fail	
	Component(s) Monitored by this Sensor: Sensor Functionality Test Result: ☐ Pass; ☐ Fail Interstitial Communication Test Result: ☐ Pass; ☐ Fail	
	Component(s) Monitored by this Sensor: Sensor Functionality Test Result: ☐ Pass; ☐ Fail Interstitial Communication Test Result: ☐ Pass; ☐ Fail	
	Component(s) Monitored by this Sensor: Sensor Functionality Test Result: ☐ Pass; ☐ Fail Interstitial Communication Test Result: ☐ Pass; ☐ Fail	
	Component(s) Monitored by this Sensor: Sensor Functionality Test Result: ☐ Pass; ☐ Fail Interstitial Communication Test Result: ☐ Pass; ☐ Fail	
How was interstitial communication verified? ☐ Leak Introduced at Far End of Interstitial Space;[1] ☐ Gauge; ☐ Visual Inspection; ☐ Other *(Describe in Sec. J, below)*		
Was vacuum/pressure restored to operating levels in all interstitial spaces? ☐ Yes ☐ No *(If no, describe in Sec. J, below)*		

J. Comments (500 characters max. add additional sheets if needed):

Not applicable, this site is SB989 compliant, not a 2481 site.

[1] If the sensor successfully detects a simulated vacuum/pressure leak introduced in the interstitial space at the furthest point from the sensor, vacuum/pressure has been demonstrated to be communicating throughout the interstice.

UNDERGROUND STORAGE TANK MONITORING SYSTEM CERTIFICATION

Permit Number: 105397

UST Monitoring Site Plan

Site Address: 14415 Lake Poway Rd, Poway, CA 92064.

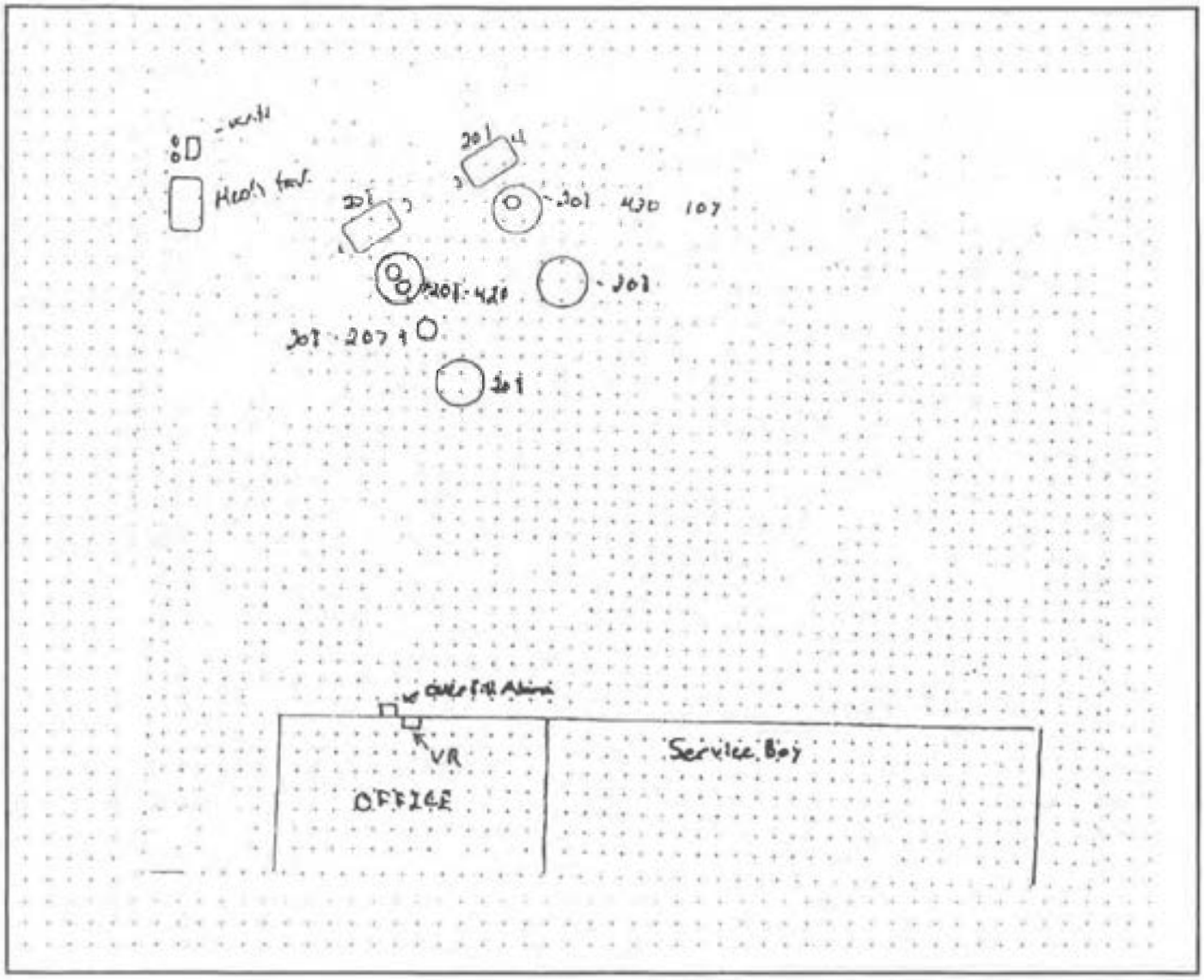

Date map was drawn: 12-Mar-15

Instructions

If you already have a diagram that shows all required information, you may include it, rather than this page, with your Monitoring System Certification. On your site plan, show the general layout of tanks and piping. Clearly identify locations of the following equipment, if installed: monitoring system control panels; sensors monitoring tank annular spaces, sumps, dispenser pans, spill containers, or other secondary containment areas; mechanical or electronic line leak detectors; and in-tank liquid level probes (if used for leak detection). In the space provided, note the date this Site Plan was prepared.

Spill Bucket Testing Report Form

This form is intended for use by contractors performing annual testing of UST spill containment structures. The completed form and printouts from tests (if applicable), should be provided to the facility owner/operator for submittal to the local regulatory agency.

1. FACILITY INFORMATION

Facility	City of Poway	Date of Testing:	3/12/2015
Facility Address:	14415 Lake Poway Rd.		
Facility Contact:	Fred Campbell	Phone:	(858) 668-4759
Date Local Agency Was Notified of Testing :	2/4/2015		
Name of Local Agency Inspector *(if present during testing)*:	None		

2. TESTING CONTRACTOR INFORMATION

Company Name:	Jenal Engineering Corporation
Technician Conducting Test:	Keegan Slatten
Credentials[1]:	CSLB Contractor X ICC Service Tech. SWRCB Tank Tester Other *(Specify)*
License Number(s):	602806 Class A

3. SPILL BUCKET TESTING INFORMATION

Test Method Used:	Hydrostatic	Vacuum	X Other SD County Approved Lake Test	
Test Equipment Used: Visual			Equipment Resolution: visual	
Identify Spill Bucket *(By Tank Number, Stored Product, etc.)*	**1. Unleaded**	**2. Diesel**		
Bucket Installation Type:	**Contained in Sump**	**Contained in Sump**		
Bucket Diameter:	10.5"	10.5"		
Bucket Depth:	10"	10"		
Wait time between applying vacuum/water and start of test:	30 Minutes	30 Minutes		
Test Start Time (T_I):	7:00	7:00		
Initial Reading (R_I):	8 ¼"	7 ¼"		
Test End Time (T_F):	8:00	8:00		
Final Reading (R_F):	8 ¼"	7 ¼"		
Test Duration ($T_F - T_I$):	1 Hour	1 Hour		
Change in Reading ($R_F - R_I$):	0.00	0.00		
Pass/Fail Threshold or Criteria:	+/- 0.0"	+/- 0.0"		
Test Result:	**Pass**	**Pass**		

Comments – *(include information on repairs made prior to testing, and recommended follow-up for failed tests)*

CERTIFICATION OF TECHNICIAN RESPONSIBLE FOR CONDUCTING THIS TESTING

I hereby certify that all the information contained in this report is true, accurate, and in full compliance with legal requirements.

Technician's Signature: Keegan Slatten Date: 3/12/2015

[1] State laws and regulations do not currently require testing to be performed by a qualified contractor. However, local requirements may be more stringent.

ALARM HISTORY REPORT

----- SYSTEM ALARM -----
PAPER OUT
MAR 12, 2015 5:37 AM
PRINTER ERROR
MAR 12, 2015 5:37 AM
BATTERY IS OFF
JAN 1, 1996 8:00 AM
SYS SECURITY WARNING
MAR 15, 2011 9:16 AM

* * * * * END * * * * *

ALARM HISTORY REPORT

---- IN-TANK ALARM -----

T 1:UNLEADED

HIGH WATER ALARM
FEB 5, 2003 3:25 PM

OVERFILL ALARM
MAR 12, 2015 7:28 AM
MAR 13, 2014 7:45 AM
MAR 14, 2013 7:40 AM

LOW PRODUCT ALARM
MAR 14, 2012 7:48 AM

HIGH PRODUCT ALARM
JAN 28, 2003 2:20 PM

INVALID FUEL LEVEL
MAR 14, 2012 7:47 AM

PROBE OUT
MAR 12, 2015 7:28 AM
MAR 12, 2015 7:25 AM
MAR 13, 2014 7:46 AM

HIGH WATER WARNING
FEB 5, 2003 3:25 PM
JAN 28, 2003 2:25 PM

DELIVERY NEEDED
MAR 14, 2012 7:48 AM
MAR 16, 2011 9:47 AM
MAR 29, 2004 11:03 AM

MAX PRODUCT ALARM
JAN 28, 2003 2:20 PM

LOW TEMP WARNING
MAR 17, 2010 12:13 PM
MAR 4, 2008 9:32 AM
NOV 25, 2003 8:48 AM

* * * * * END * * * * *

ALARM HISTORY REPORT

---- IN-TANK ALARM -----

T 2:DIESEL

OVERFILL ALARM
MAR 12, 2015 7:26 AM
MAR 13, 2014 7:47 AM
MAR 14, 2013 7:39 AM

LOW PRODUCT ALARM
MAY 17, 2012 7:11 AM
MAR 4, 2008 9:25 AM
FEB 5, 2003 3:22 PM

HIGH PRODUCT ALARM
JAN 28, 2003 2:15 PM

INVALID FUEL LEVEL
MAR 14, 2013 7:36 AM
MAY 17, 2012 7:11 AM
FEB 5, 2003 3:22 PM

PROBE OUT
MAR 12, 2015 7:26 AM
MAR 12, 2015 7:24 AM
MAR 13, 2014 7:48 AM

DELIVERY NEEDED
MAY 17, 2012 7:08 AM
MAR 4, 2008 9:25 AM
MAR 13, 2007 10:55 AM

LOW TEMP WARNING
MAR 17, 2010 12:16 PM
MAR 25, 2009 9:37 AM
MAR 29, 2004 10:42 AM

* * * * * END * * * * *

ALARM HISTORY REPORT

----- SENSOR ALARM -----
L 1:87 TURBINE SUMP
STP SUMP
SENSOR OUT ALARM
MAR 12, 2015 7:32 AM

FUEL ALARM
MAR 12, 2015 7:13 AM

SENSOR OUT ALARM
MAR 13, 2014 7:51 AM

* * * * * END * * * * *

ALARM HISTORY REPORT

----- SENSOR ALARM -----
L 2:87 ATG SUMP
MONITOR WELL
SENSOR OUT ALARM
MAR 12, 2015 7:32 AM

FUEL ALARM
MAR 12, 2015 7:23 AM

SENSOR OUT ALARM
MAR 12, 2015 7:22 AM

* * * * * END * * * * *

ALARM HISTORY REPORT

----- SENSOR ALARM -----
L 3:87 FILL SUMP
PIPING SUMP
SENSOR OUT ALARM
MAR 12, 2015 7:32 AM

FUEL ALARM
MAR 12, 2015 7:16 AM

SENSOR OUT ALARM
MAR 13, 2014 7:51 AM

* * * * * END * * * * *

ALARM HISTORY REPORT

----- SENSOR ALARM -----
L 5:DISPENSER 1-2
DISPENSER PAN
SENSOR OUT ALARM
MAR 12, 2015 7:32 AM

FUEL ALARM
MAR 12, 2015 7:17 AM

FUEL ALARM
JUL 2, 2014 9:06 AM

* * * * * END * * * * *

ALARM HISTORY REPORT

----- SENSOR ALARM -----
L 7:DIESEL FILL SUMP
PIPING SUMP
SENSOR OUT ALARM
MAR 12, 2015 7:32 AM

FUEL ALARM
MAR 12, 2015 7:29 AM

SENSOR OUT ALARM
MAR 13, 2014 7:51 AM

* * * * * END * * * * *

ALARM HISTORY REPORT

----- SENSOR ALARM -----
L 4:87 ANNULAR
ANNULAR SPACE
SENSOR OUT ALARM
MAR 12, 2015 7:32 AM

FUEL ALARM
MAR 12, 2015 7:15 AM

SENSOR OUT ALARM
MAR 13, 2014 7:51 AM

* * * * * END * * * * *

ALARM HISTORY REPORT

----- SENSOR ALARM -----
L 6:DIESEL TURBINE SUMP.
STP SUMP
SENSOR OUT ALARM
MAR 12, 2015 7:32 AM

FUEL ALARM
MAR 12, 2015 7:18 AM

SENSOR OUT ALARM
MAR 13, 2014 7:51 AM

* * * * * END * * * * *

ALARM HISTORY REPORT

----- SENSOR ALARM -----
L 8:DIESEL ANNULAR
ANNULAR SPACE
SENSOR OUT ALARM
MAR 12, 2015 7:32 AM

FUEL ALARM
MAR 12, 2015 7:21 AM

SENSOR OUT ALARM
MAR 13, 2014 7:51 AM

* * * * * END * * * * *

ALARM HISTORY REPORT

----- SENSOR ALARM -----
L 9:DISPENSER 3-4
DISPENSER PAN
SENSOR OUT ALARM
MAR 12, 2015 7:32 AM

FUEL ALARM
MAR 12, 2015 7:23 AM

SENSOR OUT ALARM
MAR 13, 2014 7:51 AM

CITY OF POWAY
14415 LAKE POWAY RD
POWAY, CA, 92064
C0310617120500H

MAR 12, 2015 5:34 PM

SYSTEM STATUS REPORT

ALL FUNCTIONS NORMAL

INVENTORY REPORT

T 1:UNLEADED
VOLUME = 3729 GALS
ULLAGE = 2343 GALS
90% ULLAGE= 1735 GALS
TC VOLUME = 3701 GALS
HEIGHT = 54.30 INCHES
WATER VOL = 0 GALS
WATER = 0.00 INCHES
TEMP = 70.8 DEG F

T 2:DIESEL
VOLUME = 2934 GALS
ULLAGE = 1095 GALS
90% ULLAGE= 692 GALS
TC VOLUME = 2918 GALS
HEIGHT = 62.89 INCHES
WATER VOL = 0 GALS
WATER = 0.00 INCHES
TEMP = 71.9 DEG F

* * * * * END * * * * *

SOFTWARE REVISION LEVEL
VERSION 122.00
SOFTWARE# 346122-100-H
CREATED - 01.10.16.09.35

NO SOFTWARE MODULE
SYSTEM FEATURES:
PERIODIC IN-TANK TESTS
ANNUAL IN-TANK TESTS

SYSTEM SETUP

MAR 12, 2015 5:34 PM

SYSTEM UNITS
U.S.
SYSTEM LANGUAGE
ENGLISH
SYSTEM DATE/TIME FORMAT
MON DD YYYY HH:MM:SS XM

CITY OF POWAY
14415 LAKE POWAY RD
POWAY, CA, 92064
C0310617120500H

SHIFT TIME 1 : 6:00 AM
SHIFT TIME 2 : DISABLED
SHIFT TIME 3 : DISABLED
SHIFT TIME 4 : DISABLED

TANK PER TST NEEDED WRN
DISABLED
TANK ANN TST NEEDED WRN
DISABLED

LINE RE-ENABLE METHOD
PASS LINE TEST

LINE PER TST NEEDED WRN
DISABLED
LINE ANN TST NEEDED WRN
DISABLED

PRINT TC VOLUMES
ENABLED

TEMP COMPENSATION
VALUE (DEG F): 60.0
STICK HEIGHT OFFSET
DISABLED

H-PROTOCOL DATA FORMAT
HEIGHT
DAYLIGHT SAVING TIME
ENABLED
START DATE
MAR WEEK 3 SUN
START TIME
2:00 AM
END DATE
NOV WEEK 2 SUN
END TIME
2:00 AM

RE-DIRECT LOCAL PRINTOUT
DISABLED

EURO PROTOCOL PREFIX
B

COMMUNICATIONS SETUP

PORT SETTINGS:

COMM BOARD : 1 (RS-232)
BAUD RATE : 9600
PARITY : NONE
STOP BIT : 1 STOP
DATA LENGTH: 8 DATA
RS-232 SECURITY
CODE : DISABLED

COMM BOARD : 2 (RS-232)
BAUD RATE : 9600
PARITY : NONE
STOP BIT : 1 STOP
DATA LENGTH: 8 DATA
RS-232 SECURITY
CODE : DISABLED

AUTO TRANSMIT SETTINGS:

AUTO LEAK ALARM LIMIT
DISABLED
AUTO HIGH WATER LIMIT
DISABLED
AUTO OVERFILL LIMIT
DISABLED
AUTO LOW PRODUCT
DISABLED
AUTO THEFT LIMIT
DISABLED
AUTO DELIVERY START
DISABLED
AUTO DELIVERY END
DISABLED
AUTO EXTERNAL INPUT ON
DISABLED
AUTO EXTERNAL INPUT OFF
DISABLED
AUTO SENSOR FUEL ALARM
DISABLED
AUTO SENSOR WATER ALARM
DISABLED
AUTO SENSOR OUT ALARM
DISABLED

RS-232 END OF MESSAGE
DISABLED

IN-TANK SETUP

T 1:UNLEADED
PRODUCT CODE : 1
THERMAL COEFF : .000700
TANK DIAMETER : 92.00
TANK PROFILE : 4 PTS
FULL VOL : 6072
69.0 INCH VOL : 4885
46.0 INCH VOL : 3036
23.0 INCH VOL : 1187

FLOAT SIZE: 4.0 IN.

WATER WARNING : 1.5
HIGH WATER LIMIT: 3.0

MAX OR LABEL VOL: 6072
OVERFILL LIMIT : 90%
: 5464
HIGH PRODUCT : 95%
: 5768
DELIVERY LIMIT : 15%
: 910

LOW PRODUCT : 300
LEAK ALARM LIMIT: 99
SUDDEN LOSS LIMIT: 99
TANK TILT : 0.00
PROBE OFFSET : 0.00

MANIFOLDED TANKS
T#: NONE

LEAK MIN PERIODIC: 50%
: 3036

LEAK MIN ANNUAL : 50%
: 3036

PERIODIC TEST TYPE
STANDARD

ANNUAL TEST FAIL
ALARM DISABLED

PERIODIC TEST FAIL
ALARM DISABLED

GROSS TEST FAIL
ALARM DISABLED

ANN TEST AVERAGING: OFF
PER TEST AVERAGING: OFF

TANK TEST NOTIFY: OFF

TNK TST SIPHON BREAK:OFF

DELIVERY DELAY : 3 MIN
PUMP THRESHOLD : 10.00%

T 2:DIESEL
PRODUCT CODE : 2
THERMAL COEFF : .000450
TANK DIAMETER : 92.00
TANK PROFILE : 4 PTS
FULL VOL : 4029
69.0 INCH VOL : 3241
46.0 INCH VOL : 2014
23.0 INCH VOL : 789

FLOAT SIZE: 4.0 IN.

WATER WARNING : 1.5
HIGH WATER LIMIT: 3.0

MAX OR LABEL VOL: 4029
OVERFILL LIMIT : 90%
: 3626
HIGH PRODUCT : 95%
: 3827
DELIVERY LIMIT : 15%
: 604

LOW PRODUCT : 200
LEAK ALARM LIMIT: 99
SUDDEN LOSS LIMIT: 99
TANK TILT : 0.00
PROBE OFFSET : 0.00

MANIFOLDED TANKS
T#: NONE

LEAK MIN PERIODIC: 50%
: 2014

LEAK MIN ANNUAL : 50%
: 2014

PERIODIC TEST TYPE
STANDARD

ANNUAL TEST FAIL
ALARM DISABLED

PERIODIC TEST FAIL
ALARM DISABLED

GROSS TEST FAIL
ALARM DISABLED

ANN TEST AVERAGING: OFF
PER TEST AVERAGING: OFF

TANK TEST NOTIFY: OFF

TNK TST SIPHON BREAK:OFF

DELIVERY DELAY : 3 MIN
PUMP THRESHOLD : 10.00%

LEAK TEST METHOD

TEST ON DATE : ALL TANK
JAN 1, 1996
START TIME : DISABLED
TEST RATE : 0.20 GAL/HR
DURATION : 2 HOURS

TST EARLY STOP:DISABLED

LEAK TEST REPORT FORMAT
NORMAL

LIQUID SENSOR SETUP

L 1:87 TURBINE SUMP
TRI-STATE (SINGLE FLOAT)
CATEGORY : STP SUMP

L 2:87 ATG SUMP
TRI-STATE (SINGLE FLOAT)
CATEGORY : MONITOR WELL

L 3:87 FILL SUMP
TRI-STATE (SINGLE FLOAT)
CATEGORY : PIPING SUMP

L 4:87 ANNULAR
TRI-STATE (SINGLE FLOAT)
CATEGORY : ANNULAR SPACE

L 5:DISPENSER 1-2
TRI-STATE (SINGLE FLOAT)
CATEGORY : DISPENSER PAN

L 6:DIESEL TURBINE SUMP
TRI-STATE (SINGLE FLOAT)
CATEGORY : STP SUMP

L 7:DIESEL FILL SUMP
TRI-STATE (SINGLE FLOAT)
CATEGORY : PIPING SUMP

L 8:DIESEL ANNULAR
TRI-STATE (SINGLE FLOAT)
CATEGORY : ANNULAR SPACE

L 9:DISPENSER 3-4
TRI-STATE (SINGLE FLOAT)
CATEGORY : DISPENSER PAN

OUTPUT RELAY SETUP

R 1:UNLEADED SHUTDOWN
TYPE:
  STANDARD
NORMALLY CLOSED

IN-TANK ALARMS
 T 1:HIGH WATER ALARM
 T 1:LOW PRODUCT ALARM

LIQUID SENSOR ALMS
 L 1:FUEL ALARM
 L 2:FUEL ALARM
 L 3:FUEL ALARM
 L 4:FUEL ALARM
 L 5:FUEL ALARM
 L 1:SENSOR OUT ALARM
 L 2:SENSOR OUT ALARM
 L 3:SENSOR OUT ALARM
 L 4:SENSOR OUT ALARM
 L 5:SENSOR OUT ALARM

R 2:DIESEL SHUTDOWN
TYPE:
  STANDARD
NORMALLY CLOSED

IN-TANK ALARMS
 T 2:HIGH WATER ALARM
 T 2:LOW PRODUCT ALARM

LIQUID SENSOR ALMS
 L 6:FUEL ALARM
 L 7:FUEL ALARM
 L 8:FUEL ALARM
 L 9:FUEL ALARM
 L 6:SENSOR OUT ALARM
 L 7:SENSOR OUT ALARM
 L 8:SENSOR OUT ALARM
 L 9:SENSOR OUT ALARM

R 3:OVERFILL
TYPE:
  STANDARD
NORMALLY OPEN

IN-TANK ALARMS
 ALL:OVERFILL ALARM
 ALL:HIGH PRODUCT ALARM
 ALL:MAX PRODUCT ALARM

RECONCILIATION SETUP

AUTOMATIC DAILY CLOSING
TIME: 2:00 AM

PERIODIC RECONCILIATION
MODE: MONTHLY

TEMP COMPENSATION
STANDARD

BUS SLOT FUEL METER TANK

TANK MAP EMPTY




JENAL ENGINEERING CORP.
TANK MONITOR CERTIFICATION

COUNTY OF SAN DIEGO

COMPLIANCE INSPECTION REPORT

FACILITY NAME:	CITY OF POWAY FLEET MAINTENANCE
ADDRESS:	14415 LAKE POWAY RD
CITY/ZIP:	POWAY /92064

INSPECTION DATE: 03/03/2016 PAGE 1 OF 11
RECORD ID #: OEH2002-HUPFP-105397
TIME START: 7:00 AM END: 11:00 AM
SPECIALIST: Daniel LaPel
INSPECTION CONTACT: Tony Bowers
TITLE: Fleet Maintenance Supervisor
PHONE: (858) 668-4745
E-MAIL: tbowers@poway.org

On the above date, the County inspected your facility under the authority of the California Health and Safety Code (H&SC), to determine compliance with applicable provisions of the H&SC, the California Code of Regulations (CCR), and the San Diego County Code of Regulatory Ordinances (SDCC). **This report serves as a Notice to Comply (H&SC 25187.8 & 25404.1.2) for any minor violations as defined in H&SC 25404 and 25117.6.** This report may contain both minor and more significant (Class II) violations. Minor violations do not include repeat violations or violations remaining uncorrected for more than 30 days (or as specified below). Minor violations do not include knowing, willful, intentional, or chronic violations; nor do they include violations showing a pattern of neglect or disregard. The remarks below are intended to provide guidance to correct any violations indicated on the attached violation report. You must submit a written response to this report within 30 days (or as specified below) demonstrating that all violations have been corrected or include a written notice of disagreement that clearly states the reason for any disputed violations. Prompt correction can protect you from penalties for a "minor violation". Penalties can be imposed for each day in violation for all other violations even if they are corrected promptly. However, correction within 30 days (or as specified below) will make a penalty less likely.

NOTE: Reinspection fees will be charged if additional inspections are required to determine compliance.

Yes	N/A		Yes	N/A	
☒	☐	Unified Program Facility Permit Current	☒	☐	Contingency Plan Available ☐ LQG ☒ SQG
☒	☐	Hazardous Materials Business Plan Available	☒	☐	Employee Training Records Available
☒	☐	Employee Training is Adequate	☒	☐	Universal Waste Managed Properly
☒	☐	Waste Disposal Records Available for Review	☒	☐	Waste Containers ☒ Closed ☒ Labeled
☒	☐	Emergency Contacts Current ☒ Updated today	☒	☐	Waste Containers in Good Condition
☒	☐	Chemical Inventory/Map Current ☒ Updated today			Permit Expires On 02/28/2017

CONSENT TO CONDUCT INSPECTION GRANTED BY: Tony Bowers TITLE: Fleet Maintenance Supervisor

INTRODUCTION:

ANNUAL UST MONITORING SYSTEM CERTIFICATION AND ROUTINE INSPECTION

A routine Certified Unified Program Agency (CUPA) compliance inspection was conducted at the City of Poway Fleet Maintenance Facility for the annual underground storage tank (UST) monitoring system (Veeder Root, VR TLS-350/122, below grade equipment, line leak detection, and spill bucket testing) certification and below grade inspection, and on-site management of hazardous materials and wastes. The scope of the inspection included the following: 1) UST requirements; 2) Hazardous Materials Business Plan (HMBP) requirements; 3) hazardous waste management requirements; 4) the California Environmental Reporting System (CERS). Consent to inspect was granted by Tony Bowers, Fleet Maintenance Supervisor; the annual monitoring system testing was conducted with Keegan Slatten of Jenal Engineering Corporation (ICC UST Service Tech certification exp. 4/25/16; VR Tech #B33106 exp. 2/21/18) and Jeff Orlando of Jenal Engineering Corp.

The following equipment/components were tested and certified during this inspection:

1. Liquid sensors - 2 annular (VR 420) sensors
2. 2 STP (VR 208) sensors (initiate positive shutdown)
3. 2 Fill (VR 208) sensors
4. 2 UDC (VR 208) sensors (initiate positive shutdown)
5. 2 tank overfill (Mag 1)
6. 2 MLLDs (Red Jacket)
7. 2 x 5 gal spill buckets
8. Fail Safe
9. Sensor Out

- Veeder Root setup and alarm history reviewed - no notable alarms in the last 12 months

VIOLATION # 1
2030003 (RD) Failure of the leak detection equipment to have an audible and visual alarm as required. 23 CCR 2632, 2634, 2636, 2666

Underground Storage Tanks: 19448

Classification: Class II

Observations:
The 87 ATG sump sensor, a VR 208, was tested (submerged in water) and failed to trigger an audible alarm.

Corrective Action Completed During Inspection:
Keegan Slater replaced the non-functioning VR 208 with a new VR 208 during the inspection. A signed sticker was affixed to the new sensor today.

VIOLATION # 2
2030019 Failure of the double wall pressurized piping in the under dispenser containment to be continuously monitored by a method that either shuts down the flow of product to the dispenser or activates an audible/visual alarm when a leak is detected. 23 CCR 2636(f)(1)

Underground Storage Tanks: 19448

Classification: Class II

Observations:
The Red Jacket MLLD on the 87 turbine pump failed to shut down the flow of product at the dispenser during testing.

Corrective Action Completed During Inspection:
Jeff Orlando installed a new LD-2000 MLLD on the 87 STP during the inspection. A signed tag/sticker was affixed to the new MLLD.

INSPECTION REMARKS:

- The following minor violations were corrected during the inspection:
  - This facility began using a 55-gallon drum of car wash/bug remover fluid called Squadron 6160 (mfr by Superior Cleaning Equipment, Inc); per the Safety Data Sheet (SDS) this fluid was noted as having less than 6% potassium hydroxide (KOH), and less than 6% non-petroleum-based solvents, and the total pH for this chemical was indicated as 10.8; during the inspection I assisted Eric Heidemann, City of Poway Operations, with adding this item to the facility's Hazardous Material Inventory in CERS
  - I also assisted Eric Heidemann with re-certifying HMBP and other information for this facility and 4 other City of Poway facilities in CERS during this inspection (recertification was due by 3/3/16)
  - Site map was updated during the inspection
  - Emergency contacts updated - Pat Ryan, Operations (Secondary Emergency Contact) recently retired; replaced with Eric Heidemann as Secondary Emergency Contact for this facility in CERS
- EPA ID# CAL000036102 was active/current at time of inspection
- Uniform hazardous manifests for the last 3 years were available for review during the inspection
- Employee training records for the last 3 years were available for review during inspection; last training was conducted on 2/14/16
- The following UST records were reviewed during the inspection:

pH < 12.5 → and therefore not characteristic of corrosivity; I had Eric Heidemann remove from CERS inventory on 3/3/16

- UST Operating Permit, expires 5/23/2018
- Certificate of Financial Responsibility (CFR) - expires 4/23/16
- UST Monitoring Plan
- UST Monitoring Plot Plan
- Emergency Response Plan
- SB 989 (Secondary Containment Testing) reports - the next SB 989 test is due by 7/2/2017
- Designated Operator (DO) Notification/Certification form
- Monthly DO reports
- Employee training records

Helpful Websites:
• For guidance documents on hazardous materials-related topics,
go to: http://www.sandiegocounty.gov/content/sdc/deh/hazmat/hmd_publications.html
• For information on the California Environmental Reporting System (CERS),
go to: http://www.sandiegocounty.gov/content/sdc/deh/hazmat/hmd_cers.html
• If you have questions on: permit fees, business plan requirements, or hazardous waste regulations,
go to: http://www.sandiegocounty.gov/content/sdc/deh/hazmat.html
• To find out the latest San Diego County News and receive updates, subscribe to our govdelivery emails:
https://public.govdelivery.com/accounts/CASAND/subscriber/new

If you have any questions regarding this inspection, please contact Daniel LaPel ,619-778-2294, Daniel.LaPel@sdcounty.ca.gov

INSPECTION PHOTOS



87 ATG sump sensor identified as not functioning

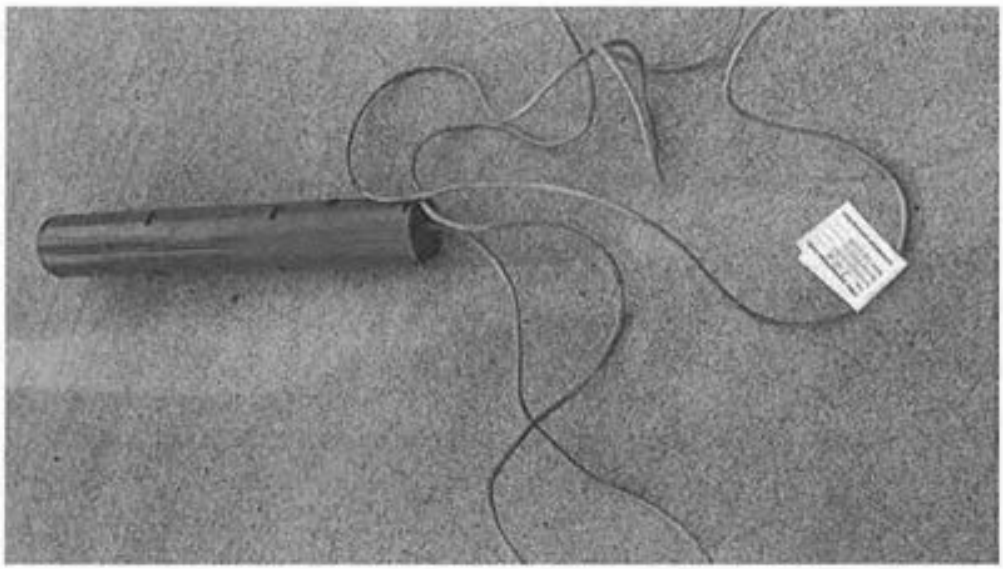

Non-functioning 87 ATG sump sensor removed



Non-functioning MLLD identified and removed



Non-functioning, corroded Red Jacket MLLD removed



New LD-2000 MLLD installed

All regulated businesses are required by law to submit their Unified Program-related information and business updates online through the California Environmental Reporting System (CERS). For additional information about CERS, go to: http://www.sandiegocounty.gov/deh/hazmat/hmd_cers.html

COUNTY OF SAN DIEGO
SUPPLEMENTAL COMPLIANCE INSPECTION REPORT

PRINTED NAME OF FACILITY REPRESENTATIVE	SIGNATURE		DATE SIGNED
Tony Bowers			**03/03/2016**
TITLE OF FACILITY REPRESENTATIVE			
Fleet Maintenance Supervisor			

Department of Environmental Health, Hazardous Materials Division, P.O. Box 129261, San Diego, CA 92112-9261
Phone: (858) 505-6880 http://www.sdcdeh.org

COUNTY OF SAN DIEGO

COMPLIANCE INSPECTION REPORT

Handlers of Hazardous Materials and Small and Large Quantity Generators of Hazardous Waste

FACILITY NAME: *CITY OF POWAY FLEET MAINTENANCE

ADDRESS: * 14415 LAKE POWAY RD CITY/ZIP: *POWAY 92064

Each violation checked below is for the section(s) of the California Health and Safety Code (HSC), California Code of Regulations (CCR), or the San Diego County Code (SDCC) indicated in items. Incorporated provisions of Title 40 of the Code of Federal regulations (CFR) are noted for reference. All violations must be corrected. Submit documentation of return to compliance to your Specialist. You may use the Corrective Action Form (HM-926) to document your return to compliance. Please call (858) 505-6880 or your Specialist if you have any questions. HMBP = Hazardous Materials Business Plan; CUPA = Certified Unified Program Agency; CERS = California Environmental Reporting System; SQG = Small Quantity Hazardous Waste Generator; LQG = Large Quantity Hazardous Waste Generator

Hazardous Materials Requirements

#	VIOLATION DESCRIPTION
☐ 1010001	HMBP not established/ implemented. HSC 25505(a) and 25507(a)
☐ 1010002	HMBP not submitted to the CUPA in CERS. HSC 25508(a)(1)(A); HSC 25404(e)(4); 27 CCR 15188(a), (d)
☐ 1010003	Business Activities and/or Business Owner/Operator Identification not completed in CERS. 19 CCR 2729.2(a)(1); HSC 25404(e)(4)
☐ 1010004	Chemical inventory incomplete or not submitted in CERS. HSC 25505(a)(1); 25506; 25507; and 25508(a)(1)(A)
☐ 1010005	Site map not submitted in CERS or not sufficient. HSC 25505(a)(2) and 25508(a)(1)(A)
☐ 1010006	HMBP not updated to reflect inventory changes or facility information. HSC 25508.1(a-e)
☐ 1010007	HMBP not updated to reflect substantial change to the handler's operations. HSC 25508.1(f)
☐ 1010008	HMBP not certified annually as complete and accurate in CERS. HSC 25508.2
☐ 1010010	Emergency response procedures to mitigate a release or threatened release not adequate, not established or not submitted in CERS. HSC 25505(a)(3) and 25508(a)(1)(A)
☐ 1010011	Failure to notify property owner in writing that the business is subject to the HMBP program. HSC 25505.1
☐ 1010012	Failure to provide a copy of HMBP to the property owner within five working days upon request from property owner. HSC 25505.1
☐ 1010014	Failure to submit emergency response plan in CERS, when not meeting agricultural handler exemption. HSC 25507.1(a) and 25508(a)(1)(A)
☐ 1010015	Failure to submit employee training plan in CERS, when not meeting agricultural handler exemption. HSC 25507.1(a) and 25508(a)(1)(A)
☐ 1010016	HMBP not established or submitted in CERS, when not meeting the remote site exemption. HSC 25507.2 and 25508(a)(1)(A)
☐ 1020001	Employee training plan for hazardous materials management not adequate, not established or not submitted in CERS. HSC 25505(a)(4) and 25508(a)(1)(A)
☐ 1020002	Initial and/or annual employee training not conducted for hazardous materials management and/or employee training records not available or not maintained for 3 years. HSC 25505(a)(4)
☐ 1040001	Hazardous materials release or threatened release not reported to the CUPA and OES immediately upon discovery. HSC 25510(a)
☐ 4010001	Failed to prepare and implement a written Spill Prevention Control and Countermeasures (SPCC) Plan in accordance with 40 CFR 112 (sec. 112.3). HSC 25270.4.5(a)
☐ HMD 1001	Unified Program Facility permit not obtained for hazardous materials. SDCC 68.909
☐ HMD 1005	Emergency contact not provided or current. HSC 25508.1(f)
☐ HMD 1007	Highly toxic gas (TLV<10 ppm) not disclosed. SDCC 68.1113(b)
☐ HMD 1008	Annual carcinogen/reproductive toxin list not submitted. SDCC 68.1113(c)
☐ HMD 1013	HMBP not readily available for review. HSC 25505(c)

Hazardous Waste Requirements for SQGs ONLY

☐ HMD 0226	Did not accumulate waste in a container or tank. (40 CFR 262.34(d)(2).) 22 CCR 66262.34(d)(2)
☐ HMD 0412	Failed to have an emergency coordinator on call or available during an emergency. (40 CFR 262.34(d)(5)(i).) 22 CCR 66262.34(d)(2)

HM-923 (03-15)

Hazardous Waste Requirements for SQGs ONLY (continued)

#	VIOLATION DESCRIPTION
☐ 3030007	Failed to properly label/date hazardous waste container and/or tank. 22 CCR 66262.34(f)
☐ 3030010	Accumulated waste too long (>180 or 270 days) (>90 days for an acutely hazardous waste). (40 CFR 262.34(e) and (f).) HSC 25201(a); 22 CCR 66262.34(d)
☐ 3030013	Failed to accumulate hazardous waste in a container that is in good condition. (40 CFR 262.34(d)(2); 265.171.) 22 CCR 66262.34(d)(2)
☐ 3030015	Failed to accumulate or store hazardous waste in a lined/compatible container. (40 CFR 262.34(d)(2); 265.172) 22 CCR 66262.34(d)(2)
☐ 3030017	Failed to properly close hazardous waste container(s). (40 CFR 262.34(d)(2); 265.173.) 22 CCR 66262.34(d)(2)
☐ 3030019	Failed to inspect hazardous waste storage area at least weekly. (40 CFR 262.34(d)(2); 265.174.) 22 CCR 66262.34(d)(2)
☐ 3030022	Failed to properly separate incompatible waste. (40 CFR 262.34(d)(2); 265.177.) 22 CCR 66262.34(d)(2)
☐ 3030030	Failed to maintain and/or operate the facility to minimize the possibility of a fire, explosion, or any unplanned sudden or non-sudden release of hazardous waste or hazardous waste constituents. (40 CFR 262.34(d)(4), 265.31.) 22 CCR 66262.34(d)(2)
☐ 3030036	Failed to maintain adequate aisle space. (40 CFR 262.34(d)(4); 265.35.) 22 CCR 66262.34(d)(2)
☐ 3030022	Failed to post, next to the telephone, emergency information containing the location of emergency equipment, contact names, and numbers. (40 CFR 262.34(d)(5)(ii).) 22 CCR 66262.34(d)(2)
☐ 3020001	Failed to ensure employees are trained for hazardous waste handling, compliance with regulations, and emergency response procedures. (40 CFR 262.34(d)(5)(iii).) 22 CCR 66262.34(d)(2)
☐ 3030032	Failed to maintain or have emergency equipment, supplies, or equivalents. 1) An internal communication or alarm system; 2) A device, such as a telephone; 3) Portable fire extinguishers, fire control equipment, spill control equipment, and decontamination equipment; and 4) Water at adequate volume and pressure (40 CFR 262.34(d)(4); 265.32) 22 CCR 66262.34(d)(2)
☐ 3030039	Failed to implement contingency plan during an emergency, spill/ release. (40 CFR 262.34(d)(5)(iv).) 22 CCR 66262.34(d)(2)

Hazardous Waste Tank Systems for SQGs ONLY

☐ 3030024	Failed to maintain sufficient freeboard of 2 ft in uncovered tanks to prevent overtopping unless the tank is equipped with a containment structure, a drainage control system or a diversion structure with a capacity that equals or exceeds the volume of the top 2 ft of the tank. (40 CFR 62.34(d)(3); 265.201(b)(c).) 22 CCR 66262.34(d)(2)
☐ 3030025	Failed to provide an overfill protection device on continuously fed hazardous waste tank. (40 CFR 262.34(d)(3); 265.201(b)(4).) 22 CCR 66262.34(d)(2)
☐ 3030027	Failed to conduct daily tank inspection of the discharge system, monitoring equipment, and tank level. (40 CFR 265.201(c)(1), 265.201(c)(2), 265.201(c)(3), 262.34(d)(3).) 22 CCR 66262.34(d)(2)
☐ 3030028	Failed to conduct weekly inspections of the construction materials, fixtures, and surrounding areas of the hazardous waste tank. (40 CFR 265.201(c)(4); 265.201(c)(5); 262.34(d)(3).) 22 CCR 66262.34(d)(2)
☐ 3050007	Failed to properly decontaminate and document closure of a hazardous waste tank system. (40 CFR 265.201(f).) 22 CCR 67383.3
☐ HMD 1612	Hazardous waste improperly stored in a tank system causing leaks, corrosion, or failure. (40 CFR 265.201(b).) 22 CCR 66262.34(d)
☐ HMD 1614	Failed to pre-notify the CUPA in writing prior to closing a hazardous waste tank system. 22 CCR 67383.3(a)(1)
☐ HMD 1615	Failed to properly accumulate ignitable or reactive waste in a tank system. (40 CFR 265.201(g).) 22 CCR 66262.34(d)(2)

Hazardous Waste Requirements for SQGs and LQGs
RECORD KEEPING/OPERATIONAL REQUIREMENTS

#	VIOLATION DESCRIPTION
☐ 3010001	Unified Program Facility (UPF) permit not obtained for the generation of hazardous waste. HSC 25404.1; SDCC 68.905
☐ 3010029	The facility has not submitted complete and accurate facility information in CERS. HSC 25404(e)(4); 27 CCR 15188(b)
☐ 3010002	Failed to obtain and/or maintain an active EPA ID. 22 CCR 66262.12
☐ 3010008	Failed to properly complete a uniform hazardous waste manifest. 22 CCR 66262.23(a)
☐ 3010009	Failed to complete the hazardous waste manifest Exception Requirement. 22 CCR 66262.42
☐ 3010010	Failed to maintain uniform hazardous waste manifest, consolidated manifest, or bills of lading copies for 3 years. HSC 25160.2(b)(3), 25185(a)(4); 22 CCR 66262.40(a)
☐ 3010011	Failed to send hazardous waste manifest copies to the Department of Toxic Substances Control (DTSC). 22 CCR 66262.23(a)(4)
☐ 3010013	Failed to meet the consolidated manifesting requirements for waste shipment. HSC 25160.2; 22 CCR 66262.40(a)
☐ 3010014	Failed to retain disposal records of spent lead batteries for 3 years. 22 CCR 66266.81(a)(4)(B)
☐ 3030006	Failed to determine if a hazardous waste is restricted or prohibited from land disposal. 22 CCR 66268.7(a)
☐ 3010016	Failure of recycler who recycles more than 100 kilograms per month of recyclable material under a claim that the material qualifies for exclusion or exemption to provide and submit in CERS the required information. HSC 25143.10(a), (c), and/or (d)
☐ HMD 0149	Failed to keep disposal receipts for drained used oil filters and/or drained fuel filters for 3 years. HSC 25250.22; 22 CCR 66266.130
☐ HMD 0148	Failed to have copies of analytical records, waste analysis records, and/or waste determination results for 3 years. 22 CCR 66262.40(c)
☐ HMD 0140	Failed to have Land Disposal Restriction documentation onsite for 3 years. 22 CCR 66268.7(a)(8)
☐ 3250005	Failed to obtain a Treatment, Storage and Disposal Facility (TSDF) permit or authorization to store/treat/dispose of hazardous waste. HSC 25201(a)
☐ 3050005	Failed to have adequate records demonstrating claim of exemption for Excluded Recyclable Materials. HSC 25143.2(f); 22 CCR 66261.2(g)
☐ 3210001	Failed to notify the CUPA in CERS for onsite hazardous waste treatment/tiered permitting. HSC 25201(a)
☐ HMD 0138	Manifest signed by the TSDF not available for inspection. 22 CCR 66262.40(a)

Hazardous Waste Requirements for SQGs and LQGs
DISPOSAL AND TRANSPORTATION

#	VIOLATION DESCRIPTION
☐ 3010007	Failed to prepare a hazardous waste manifest for the transport of a waste for off-site transfer, treatment, storage, or disposal. HSC 25160(b)(1) or (2), 25160.2(b)(9); 22 CCR 66262.20(a)
☐ 3030005	Failed to make a proper waste determination. 22 CCR 66262.11, 66262.40(c)
☐ 3050001	Failed to use a California registered hazardous waste transporter to transport hazardous waste. HSC 25163(a); 22 CCR 66263.41
☐ 3050002	Failed to properly dispose of hazardous waste at an authorized facility. HSC 25189.5(a); 25189(c),(d); 25189.2(c)
☐ 3130002	Impermissible dilution of hazardous waste. 22 CCR 66268.3(a)
☐ HMD 0305	Disposed of used oil illegally. HSC 25250.5(a); 25189.5(a); 25189(c),(d); 25189.2(c)
☐ HMD 0306	Disposed of hazardous waste latex paint improperly. HSC 25217.1

Hazardous Waste Requirements for SQGs and LQGs
STORAGE AND HANDLING

#	VIOLATION DESCRIPTION
☐ 3030001	Failed to meet requirements, when handling, and storing spent lead acid batteries. 22 CCR 66266.81(a)(1)
☐ 3030003	Failed to properly manage 'damaged' spent lead acid batteries. 22 CCR 66266.81(b)
☐ 3030004	Failed to properly manage, store, label, and/or recycle used oil filters and/or used fuel filters. HSC 25250.22; 22 CCR 66266.130
☐ 3050004	Failed to properly manage contaminated used oil as a hazardous waste. HSC 25250.7(a), (c)
☐ HMD 0222	Failed to properly label Excluded Recyclable Materials (ERM). HSC 25143.9(a).
☐ HMD 0216	Failed to label hazardous material container within 10 days after the container was discovered to be mislabeled or inadequately labeled. HSC 25124(b)(3)(A); 22 CCR 66262.34(f)
☐ HMD 0217	Failed to repackage damaged/deteriorated hazardous material container within 96 hours. HSC 25124(b)(3)(B); 22 CCR 66262.34(f)
☐ HMD 0219	Failed to properly segregate used oil &/or fuel drained from filters. HSC 25250.22(b)(4); 22 CCR 66266.130(c)(6)
☐ HMD 0221	Failed to comply with hazardous waste satellite container regulation. 22 CCR 66262.34(e)
☐ HMD 0223	Failed to properly empty container, failed to manage non-empty container, or inner liner removed from a container. 22 CCR 66261.7(b), (d) and/or (r); 66262.34(f)
☐ HMD 0224	Failed to mark date on empty container larger than 5 gallons and/or manage it within one year. 22 CCR 66261.7(e),(f)

Universal Waste Handler Requirements

#	VIOLATION DESCRIPTION
☐ 3010004	Failed to obtain an EPA ID number from DTSC or US EPA prior to storing 5,000 kg or more of universal waste. 22 CCR 66273.32(a),(b)
☐ 3020002	Failed to maintain universal waste handler training records for 3 years. 22 CCR 66273.36(c),(d)
☐ 3020003	Failed to properly train handlers of universal waste in universal waste management and response procedures. 22 CCR 66273.36(a),(b)
☐ 3030008	Failed to properly label or mark a universal waste (non-Conditionally Exempt Small Quantity Universal Waste Generator). 22 CCR 66273.34
☐ 3030011	Failed to properly dispose of universal waste within one year. 22 CCR 66273.35(a) and/or (b)
☐ 3030046	Failed to keep records of offsite universal waste (UW) shipment(s) available for inspection for 3 years. HSC 25185(a); 22 CCR 66273.39(c), (d)(2)
☐ 3030051	Failed to meet the accumulation standards for universal waste aerosol containers and waste handling. HSC 25201.16(f)
☐ 3040004	Failed to manage universal waste in a manner to prevent release(s) to the environment. 22 CCR 66273.33; 66273.33.5
☐ 3050003	Disposal of universal waste (UW) to an unauthorized point. HSC 25189.5(a), 25189(c),(d); 25189.2(c); 22 CCR 66273.31(a)

COUNTY OF SAN DIEGO
COMPLIANCE INSPECTION REPORT
Underground Storage Tank (UST) Program

VIOLATION REPORT: Each violation checked below is for the section(s) of the California Health and Safety Code (HSC), California Code of Regulations (CCR), or the San Diego County Code (SDCC) indicated in italics. All violations must be corrected. Submit documentation of return to compliance to your Specialist. You may use the Corrective Action Form (HM-926) to document your return to compliance. Please call (858) 505-6880 or your Specialist if you have any questions.

GENERAL PROGRAM REQUIREMENTS
UST System – File Records

#	VIOLATION DESCRIPTION
	☐ 2030064 Failure to notify CUPA 48 hours prior to testing. 23 CCR 2637(f), 2638(e), 2643(g), 2644.1(a)(4)
	☐ 2030021 Failure to obtain and maintain a valid operation permit from the CUPA. HSC 25284; 23 CCR 2712(i)
	☐ 2030039 Failure to comply with one or more of the operating permit conditions. 23 CCR 2712; HSC 25299
	☐ 2060001 Failure to submit as-built plans for the location and orientation of the tanks and appurtenant piping systems for new installations and/or with the permit application. 23 CCR 2635(c)(8), 2711(a)(8)
	☐ 2010010 Failure to prepare, maintain, and submit accurate CUPA UST Operating Permit Application for Facility Information and/or Tank information. HSC 25286(a); 23 CCR 2711
	☐ 2010001 Failure to obtain and maintain a valid Board of Equalization account number. HSC 25286
	☐ 2010007 Failure to submit and maintain complete and current Certification of Financial Responsibility or other mechanism of financial assurance. HSC 25292.2, 25299.30-25299.34; 23 CCR 2711; 2808.1, 2809-2809.2
	☐ 2030037 Failure to submit, maintain, or implement an owner/operator written agreement. HSC 25284(a)(3); 23 CCR 2620(b)
	☐ 2030033 Failure to maintain on site an approved monitoring plan. 23 CCR 2632, 2634, 2711, 2712(i)
	☐ 2030046 Failure to submit, obtain approval, or maintain a complete/accurate response plan. 23 CCR 2632, 2634(e), 2641(h), 2712(i)
	☐ 2030041 Failure to submit, obtain approval, or maintain a complete/accurate plot plan. 23 CCR 2632(d)(1)(C), 2711(a)(8)
	☐ 2030002 (RD) Failure to test leak detection equipment as required every 12 months (VPH, sensor, LLD, ATG, etc.) and/or submit monitoring system certification to the CUPA within 30 days of completion of the test. 23 CCR 2638
1	☑ 2030003 (RD) Failure of the leak detection equipment to have an audible and visual alarm as required. 23 CCR 2632, 2634, 2636, 2666
	☐ 2060002 (RD) Failure to install an automatic tank gauging/continuous in tank leak detection monitoring system.; HSC 25292(a); 23 CCR 2643
	☐ 2010003 The owner/operator has failed to designate an UST operator or to inform the CUPA or any change in the designated UST operator(s) within 30 days after a change. 23 CCR 2715(a)
	☐ 2010009 Failure to submit a copy of the secondary containment test results to the CUPA within 30 days after the test. 23 CCR 2637(e)
	☐ 2030048 Failure to comply with one or more of the following: conduct secondary containment testing, within six months of installation and every 3 months thereafter, conducted in accordance with proper practices, protocols, or test methods. 23 CCR 2637
	☐ 2060016 Failure to conduct secondary containment testing at installation. 23 CCR 2637
	☐ 2030034 Failure to properly affix tag/sticker on monitoring equipment being certified, repaired, or replaced. 23 CCR 2638(f)
	☐ 2030044 Owner/operator deposited or allowed deposit of petroleum into a UST that has a red tag affixed to the fill pipe. 23 CCR 2717.1(f)
	☐ 2060011 Failure of primary or integral secondary containment to be approved for use by independent testing organization. 23 CCR 2631(b)
	☐ 2060013 Failure to test and pass the primary and secondary containment installation testing per manufacturers guidelines. 23 CCR 2635(e)
	☐ 2030047 Failure to maintain secondary containment, as evidenced by failure of secondary containment testing. HSC 25290.1(c)(2), 25290.2(c)(2), 25291(a), 25292(e); 23 CCR 2662
	☐ 2030061 (RD) Failure to record and/or report suspected or actual unauthorized release in appropriate time frame. HSC 29294, 29295
	☐ 2010005 Failure to submit enhanced leak detection testing results to the board and the CUPA within 60 days of completion of the test. 23 CCR 2644.1(a)(5)
	☐ 2030067 Failure to conduct the required enhanced leak detection testing for single walled UST systems located within 1,000 feet of a public drinking water well every 36 months. 23 CCR 2644.1(a)(3)

GENERAL PROGRAM REQUIREMENTS
UST System – File Records (continued)

#	VIOLATION DESCRIPTION
	☐ 2030068 Failure to conduct the required enhanced leak detection testing for single and double walled UST systems located within 1,000 feet of a public drinking water well. HSC 25292.4, 25292.5
	☐ 2060008 Failure to perform enhanced leak detection testing before the tank is placed in use. HSC 25290.1(j), 25290.2(j)
	☐ 2030023 Failure of service technician, designated operator, installer, and/or employee to obtain and maintain a proper and current International Code Council certification. 23 CCR 2715
	☐ 2030024 Failure of service technician, installer, and/or employee to obtain and maintain proper license. 23 CCR 2715
	☐ 2030031 Failure of service technician, installer, designated operator, and/or employee to obtain and maintain proper manufacturer certification. 23 CCR 2715
	☐ 2010006 (RD) Failure to maintain records of repairs, lining, and upgrades on site, or off site if approved by the CUPA, for the life of the underground storage tank and/or failure to maintain written monitoring and maintenance records on site, or off site if approved by the CUPA, for a period of 3 years, 6 ½ years for cathodic protection, and 5 years for written performance claims pertaining to release detection systems and calibration and maintenance records for such systems. 23 CCR 2712(b)
	☐ 2030062 (RD) Leak detection equipment disabled or tampered with in a manner that would prevent the monitoring system from detecting and/or alerting the owner/operator of a leak. HSC 25299(a)(9)
	☐ 2010006 Owner/operator made false statements, representation, or certification on an application, record, or other document. HSC 25299
	☐ 2030043 (RD) Failure of the leak detection equipment to be properly programmed or properly operated. 23 CCR 2632, 2634, 2636, 2666
	☐ 2010004 The owner/operator has failed to comply with one or more of the following: to maintain a copy of the designated operator monthly inspections for the last 12 months and/or maintain a list of trained employees on-site or off-site at a readily available location, if approved by the CUPA. 23 CCR 2715
	☐ 2030010 Failure to notify the owner or operator of any condition discovered during the monthly visual inspection that may require follow-up actions. 23 CCR 2715(d)
	☐ 2030011 Failure to submit statement of UST compliance and/or Designated Operator current certification. 23 CCR 2715(a), 2715(b)
	☐ 2030012 Failure to comply with one or more of the following: provide training to facility employee(s) responsible for proper operation and maintenance every 12 months and/or train new employee(s) who are responsible for proper operation and maintenance within 30-days of hire and/or to have at least one employee present during operating hours that has been trained in the proper operation and maintenance of the UST system. 23 CCR 16 2715(c)(6), 2715(f)
	☐ 2030013 Failure to comply with one or more of the designated operator monthly inspection requirements: failed to inspect the monthly alarm history report; attach a copy of the alarm history; failed to inspect for the presence of liquid or debris in the spill container/spill bucket and under dispenser containment; failed to inspect the under dispenser containment to ensure that monitoring equipment is placed in the proper position; failure to inspect for liquid or debris in the containment sump where an alarm occurred or for which there is no record of a service visit; or failure to check that all testing and maintenance has been completed and documented. 23 CCR 2715
	☐ 2030015 Failure to demonstrate to the CUPA that the method approved to monitor the tank meets the monitoring methods set forth in 2643(f). 23 CCR 2643
	☐ 2030066 Failure to take appropriate action to repair and retest any component of a single or double walled UST system that is leaking liquid or vapor which is discovered from an enhanced leak detection test for UST system located within 1,000 feet of a public drinking water well. HSC 6.7 25292.4(d), 25292.5(c)

UST Tank (DW/SW) Requirements

#	VIOLATION DESCRIPTION
☐	2030001 (RD) Failure to maintain leak detection alarm logs and/or maintain records of appropriate follow-up actions. 23 CCR 2632, 2634
☐	2030059 Failure to maintain UST system in accordance with exclusion/ exemption status. HSC 25281.6, 25283.5
☐	2060003 Failure to inspect at the installation site using an electric resistance holiday detector and repair if necessary before installation. 23 CCR 2635(a)(2)(B)
☐	2060005 Failure of the UST system to be designed and constructed with a monitoring system capable of detecting the entry of the hazardous substance stored in the primary containment into the secondary containment. HSC 29291(b)
☐	2060006 Failure of secondary containment piping to slope back to the collection sump. 23 CCR 2636
☐	2060007 Failure of non-integral secondary containment to be designed and constructed to an engineering specification approved by a registered professional engineer or in accordance with a nationally recognized industry code or engineering standard. 23 CCR 2631(d)
☐	2060010 (RD) Failure of the UST storing a hazardous substance to have secondary containment. HSC 25291
☐	2060019 Failure of the spill bucket to have a minimum capacity of five gallons. 23 CCR 2635(b), 2665
☐	2030007 Failure to submit and maintain documentation regarding positive statement of compatibility for UST system components. 23 CCR 2631(j)
☐	2030036 (RP) Failure of the overfill prevention system to meet one of the following requirements: 1. Alert the transfer operator when the tank is 90% full by restricting the flow into the tank or triggering an audible and visual alarm; or 2. Restrict delivery of flow to the tank at least 30m before the tank overfills, provided the restriction occurs when the tank is filled to no more than 95% of capacity; and activate an audible alarm at least 5m before the tank overfills; or 3. Provide positive shut-off of flow to the tank when the tank is filled to no more than 95% of capacity; or 4. Provide positive shut-off of flow to the tank so that none of the fittings located on the top of the tank are exposed to product due to overfilling. 23 CCR 2635(b)(2), 2665
☐	2060020 (RP) Failure to comply with one or more of the following: failure to install a spill bucket, have a functional drain valve or other method for the removal of liquid from the spill bucket/spill container, and/or be resistant to galvanic corrosion. 23 CCR 2635(b), 2665
☐	2030008 Failure to maintain under dispenser containment, sumps, and/or other secondary containment in good condition and/or free of debris/liquid. HSC 25290.1, 25290.2, 25291
☐	2060015 (RD) Failure of sensor to be located in the proper position/location. 23 CCR 2630(d), 2641(a)
☐	2030016 (RD) Failure to continuously monitor the interstitial space of the tank, piping and/or sumps such that the leak detection activates an audible/ visual alarm when a leak is detected. 23 CCR 2631(g), 2632(c)(2)(A)&(B), 2633(c), 2636(f)
☐	2030017 Failure to maintain all product piping outside the dispenser to be fail-safe & shut down the pump when a leak is detected and the monitoring system shuts down the pump or flow restriction occurs when a leak is detected in the under dispenser containment. 23 CCR 2636(f)(5)
2 ☒	2030019 Failure of the double wall pressurized piping in the under dispenser containment to be continuously monitored by a method that either shuts down the flow of product to the dispenser or activates an audible/visual alarm when a leak is detected. 23 CCR 2636(f)(1)
☐	2030022 Failure to conduct groundwater and/or vadose zone monitoring as required. 23 CCR 2647, 2648
☐	2030028 Failure to complete one or more of the requirements of tank lining, including but not limited to: submit proper written tank lining certification to the CUPA within 30 days of completion of the inspection, perform tank integrity test and/or vacuum test following lining, employ proper coatings expert and/or special inspector. 23 CCR 2663
☐	2030029 (RP) Failure to inspect a steel tank which has been lined or repaired using the interior lining method within 10 years of lining and every 5 years after. 23 CCR 2663
☐	2060024 UST system is not made of or lined with materials that are compatible with the substance stored in the underground storage tank system. 23 CCR 2631.1
☐	2030040 (RD) Failure to maintain secondarily contained piping to allow liquid in the event of a leak to drain into sump (i.e. failure to remove test boot, pipe swelling). 23 CCR 2630(d), 2641(a)

UST Tank (DW/SW) Requirements (continued)

#	VIOLATION DESCRIPTION
☐	2030060 Failure to maintain entry fitting such that it properly seals to the containment. 23 CCR 2630, 2635(d), 2636(c), 2665
☐	2030055 Failure to test the spill bucket annually. HSC 25284.2
☐	2060022 Failure of UST system installed on or after July 1, 2003 and before July 1, 2004 to comply with one or more of the following: be designed and constructed with a monitoring system capable of detecting the entry of the hazardous substance stored in the primary containment into the secondary containment and/or capable of detecting water intrusion into the secondary containment. HSC 25290.2(d)
☐	2030065 (RD) Failure to maintain the interstitial space under constant vacuum, pressure, or hydrostatic such that a breach in the primary or secondary containment is detected before the liquid or vapor phase of the hazardous substance stored in the UST tank is released into the environment. (Product Tight) HSC 25290.1(e)
☐	2060023 Failure of a UST system installed on or after July 1, 2004 to be designed and constructed so as to detect the entry of the liquid or vapor-phase of the hazardous substance stored in the primary containment into the secondary containment and capable of detecting water intrusion into the secondary containment. HSC 25290.1(d)

UST Tank (SW) Requirements

☐	2030005 (RD) Option 1: Failure to conduct the 0.2 gallon per hour continuous in tank leak detection test. 23 CCR 2643(b)(5)
☐	2030006 (RD) Option 1: Failure to conduct the monthly 0.2 gallon per hour automatic tank gauging test on a single wall tank and/or failure of the automatic tank gauge to generate and print a hard copy of the monthly 0.2 gallons per hour test. 23 CCR 2643(b)(1)
☐	2030056 Option 2: Failure to submit the annual statistical inventory reconciliation (SIR) Report to the CUPA. 23 CCR 2646.1(j)
☐	2030057 (RD) Option 2: When statistical inventory reconciliation results indicate failure or inconclusive, owner/operator failed to complete one or more of the following: notify CUPA of a possible release within 24 hours; submit copy of the report to the CUPA within 10 days; inspect records for errors and physically inspect the UST system within 24 hours; have meters recalibrated within 48 hours of receipt of report. 23 CCR 2646.1(d)
☐	2030058 (RD) Option 2: Failure to meet one or more of the requirements of SIR, including but not limited to: measurements taken daily, calculated monthly, capable of detecting a 0.2 gallon per hour release, conduct a tank integrity test every two years, conduct piping and or tank test within 15 days of receipt of two successive SIR reports which are inconclusive or which indicate a possible release and/or calibrate dispenser meters annually. CCR 2646.1
☐	2030030 (RD) Option 3: Weekly gauging not being performed in according to the required specifications. 23 CCR 2645
☐	2030004 (RD) Option 4: Failure of the automatic tank gauge to test the tank at least once per month when the product level in the tank is at least three feet and shall be capable of detecting a release of 0.1 gallons per hour. 23 CCR 2643(b)(2)

UST Pressurized Piping (DW) Requirements

#	VIOLATION DESCRIPTION
☐	2030018 (RD) Failure of the double wall pressurized piping in the turbine sump to be continuously monitored with a system that activates an audible and visual alarm or restricts or stops flow at dispenser when a leak is detected. 23 CCR 2636(f)(1)
☐	2030025 (RD) Failure of the pressurized piping to meet one or more of the following requirements: monitored at least hourly with the capability of detecting a release of 3.0 gallons per hour, and will restrict the flow or product through the piping or trigger an alarm when a release occurs. 23 CCR 2636(f)(2)
☐	2030026 Failure of line leak detector to detect a leak and/or failure of audible and visual alarm. 23 CCR 2636(f)(2)
☐	2060014 Failure to install leak detection equipment correct for the type of system. HSC 25290.1; 23 CCR 2638
☐	2060012 (RD) Failure to install line leak detector on pressurized piping system. HSC 25290.1(h), 25290.2(g), 25291(f), 2529
☐	2030042 (RD) Option 1: Failure to perform and/or pass the annual line integrity test for pressurized piping that does not utilize fail safe or shut down. 23 CCR 2636(f)(4)
☐	2030020 (RD) Option 3: Failure to conduct daily visual inspections each time the tank is operated, but not less than monthly, and maintain a log of inspection results for review of the CUPA. HSC 25281.5(b)(3)

UST Pressurized Piping (SW) Requirements

☐	2060018 (RP) Failure to demonstrate that existing single wall pressurized pipe containing motor vehicle fuel is constructed of glass fiber reinforced plastic, cathodically protected steel, or steel clad with glass reinforced plastic. HSC 25292(e)(2); 23 CCR 2666(b)
☐	2030027 (RD) Failure of pump shut down when a leak is detected or when line leak detector is disconnected. 23 CCR 2666(c)
☐	2060017 Failure to install an automatic line leak detector capable of shutting off the pump when a release occurs, fails, or is disconnected. 23 CCR 2666(c)
☐	2030052 (RD) Option 3: Failure to monitor pressurized pipe containing motor vehicle fuel at least hourly at any pressure and either perform 0.2 gallon per hour monthly line integrity test or perform 0.1 gallon per hour annual line integrity test. 23 CCR 2641(a), 2643
☐	2030053 (RD) Option 3: Piping fails to meet one or more of the following requirements: below grade piping sloped to drain back into storage tank if the suction is released, only one check valve on the piping located directly below the suction pump, and inspection method which readily demonstrates compliance. 23 CCR 2636(a)(3) 2641(b)

UST Piping (SW) Requirements – Conventional Suction

☐	2030050 (RD) Failure to conduct 0.1 gallon per hour piping integrity test every three years. 23 CCR 2643(d)
☐	2030049 Failure to conduct daily monitoring for air in the pipe and log results. 23 CCR 2643(d)

UST Piping (SW) Requirements – Gravity

☐	2030051 Failure to conduct piping integrity test or overfill integrity test every two years. 23 CCR 2643(e)

UST System – Cathodic Protection Requirements

#	VIOLATION DESCRIPTION
☐	2030009 (RP) Failure to inspect the impressed-current system every 60 calendar days and/or failure to have corrosion protection equipment turned on and functioning properly and/or failure to inspect the impressed-current system within six months of installation and at least every three years thereafter and/or failure to test sacrificial anodes once every three years in accordance with the manufacturer's instructions. 23 CCR 2635
☐	2060004 (RP) Failure to install corrosion protection for USTs and/or failure of the field-installed cathodic protection system to meet the consensus standards. 23 CCR 2635(a)(2)(A)

UST System – Closure

☐	2030063 (RD) Failure to comply with temporary closure requirements. HSC 25298; 23 CCR 2670, 2671
☐	2030038 UST system was abandoned or not properly closed, or failure to comply with all permanent closure requirements. HSC 25298; 23 CCR 2670, 2672

COUNTY OF SAN DIEGO

CORRECTIVE ACTION FORM TO DOCUMENT RETURN TO COMPLIANCE

FACILITY NAME: **CITY OF POWAY FLEET MAINTENANCE**
ADDRESS: **14415 LAKE POWAY RD**
CITY/ZIP: **POWAY** /**92064**

INSPECTION DATE: **03/03/2016**
RECORD ID #: **DEH2002-HUPFP-105397**
SPECIALIST: **Daniel LaPel**
INSPECTION CONTACT: **Tony Bowers**
TITLE: **Fleet Maintenance Supervisor**
PHONE:**(858) 668-4745**
E-MAIL:**tbowers@poway.org**

VIOL#	DATE CORRECTED	INDICATE HOW VIOLATIONS WERE CORRECTED (Attach Any Supporting Documentation)	DUE DATE
#1 2030003	03/03/2016	Corrected during inspection	04/02/2016
#2 2030019	03/03/2016	Corrected during inspection	04/02/2016

I certify under penalty of law that this facility has corrected all violations marked on the Compliance Inspection Report/Notice of Violation. I have personally examined and am familiar with the information submitted and believe the information is true, accurate and complete. I am authorized to file this certification for the facility, and am aware that there are significant penalties for submitting false information.

PRINTED NAME OF FACILITY REPRESENTATIVE	SIGNATURE		DATE SIGNED
TITLE OF FACILITY REPRESENTATIVE			

SEND COMPLETED FORM AND SUPPORTING DOCUMENTATION TO THE ADDRESS LISTED BELOW

COUNTY OF SAN DIEGO USE ONLY

REVIEWED BY: _____ DATE: _____

SPECIALIST'S COMMENTS:

☐ All violations noted on date listed above were corrected
☐ Based On Information Provided By The Facility
☐ Based On Field Verification By Specialist
☐ RTC entered by Specialist on: _____
☐ RTC entered by Office Assistant on: _____

Department of Environmental Health, Hazardous Materials Division, P.O. Box 129261, San Diego, CA 92112-9261
http://www.sdcdeh.org 858-505-6880







COUNTY OF SAN DIEGO

COMPLIANCE INSPECTION REPORT

FACILITY NAME:	CITY OF POWAY FLEET MAINTENANCE
ADDRESS:	14415 LAKE POWAY RD
CITY/ZIP:	POWAY /92064

INSPECTION DATE: 03/03/2016 PAGE 1 OF 11
RECORD ID #: OEH2002-HUPFP-105397
TIME START: 7:00 AM END: 11:00 AM
SPECIALIST: Daniel LaPel
INSPECTION CONTACT: Tony Bowers
TITLE: Fleet Maintenance Supervisor
PHONE: (858) 668-4745
E-MAIL: tbowers@poway.org

On the above date, the County inspected your facility under the authority of the California Health and Safety Code (H&SC), to determine compliance with applicable provisions of the H&SC, the California Code of Regulations (CCR), and the San Diego County Code of Regulatory Ordinances (SDCC). **This report serves as a Notice to Comply (H&SC 25187.8 & 25404.1.2) for any minor violations as defined in H&SC 25404 and 25117.6.** This report may contain both minor and more significant (Class II) violations. Minor violations do not include repeat violations or violations remaining uncorrected for more than 30 days (or as specified below). Minor violations do not include knowing, willful, intentional, or chronic violations; nor do they include violations showing a pattern of neglect or disregard. The remarks below are intended to provide guidance to correct any violations indicated on the attached violation report. You must submit a written response to this report within 30 days (or as specified below) demonstrating that all violations have been corrected or include a written notice of disagreement that clearly states the reason for any disputed violations. Prompt correction can protect you from penalties for a "minor violation". Penalties can be imposed for each day in violation for all other violations even if they are corrected promptly. However, correction within 30 days (or as specified below) will make a penalty less likely.

NOTE: Reinspection fees will be charged if additional inspections are required to determine compliance.

Yes	N/A		Yes	N/A	
☒	☐	Unified Program Facility Permit Current	☒	☐	Contingency Plan Available ☐ LQG ☒ SQG
☒	☐	Hazardous Materials Business Plan Available	☒	☐	Employee Training Records Available
☒	☐	Employee Training is Adequate	☒	☐	Universal Waste Managed Properly
☒	☐	Waste Disposal Records Available for Review	☒	☐	Waste Containers ☒ Closed ☒ Labeled
☒	☐	Emergency Contacts Current ☒ Updated today	☒	☐	Waste Containers in Good Condition
☒	☐	Chemical Inventory/Map Current ☒ Updated today			Permit Expires On 02/28/2017

CONSENT TO CONDUCT INSPECTION GRANTED BY: Tony Bowers TITLE: Fleet Maintenance Supervisor

INTRODUCTION:

ANNUAL UST MONITORING SYSTEM CERTIFICATION AND ROUTINE INSPECTION

A routine Certified Unified Program Agency (CUPA) compliance inspection was conducted at the City of Poway Fleet Maintenance Facility for the annual underground storage tank (UST) monitoring system (Veeder Root, VR TLS-350/122, below grade equipment, line leak detection, and spill bucket testing) certification and below grade inspection, and on-site management of hazardous materials and wastes. The scope of the inspection included the following: 1) UST requirements; 2) Hazardous Materials Business Plan (HMBP) requirements; 3) hazardous waste management requirements; 4) the California Environmental Reporting System (CERS). Consent to inspect was granted by Tony Bowers, Fleet Maintenance Supervisor; the annual monitoring system testing was conducted with Keegan Slatten of Jenal Engineering Corporation (ICC UST Service Tech certification exp. 4/25/16; VR Tech #B33106 exp. 2/21/18) and Jeff Orlando of Jenal Engineering Corp.

The following equipment/components were tested and certified during this inspection:

1. Liquid sensors - 2 annular (VR 420) sensors
2. 2 STP (VR 208) sensors (initiate positive shutdown)
3. 2 Fill (VR 208) sensors
4. 2 UDC (VR 208) sensors (initiate positive shutdown)
5. 2 tank overfill (Mag 1)
6. 2 MLLDs (Red Jacket)
7. 2 x 5 gal spill buckets
8. Fail Safe
9. Sensor Out

- Veeder Root setup and alarm history reviewed - no notable alarms in the last 12 months

VIOLATION # 1
2030003 (RD) Failure of the leak detection equipment to have an audible and visual alarm as required. 23 CCR 2632, 2634, 2636, 2666

Underground Storage Tanks: 19448

Classification: Class II

Observations:
The 87 ATG sump sensor, a VR 208, was tested (submerged in water) and failed to trigger an audible alarm.

Corrective Action Completed During Inspection:
Keegan Slater replaced the non-functioning VR 208 with a new VR 208 during the inspection. A signed sticker was affixed to the new sensor today.

VIOLATION # 2
2030019 Failure of the double wall pressurized piping in the under dispenser containment to be continuously monitored by a method that either shuts down the flow of product to the dispenser or activates an audible/visual alarm when a leak is detected. 23 CCR 2636(f)(1)

Underground Storage Tanks: 19448

Classification: Class II

Observations:
The Red Jacket MLLD on the 87 turbine pump failed to shut down the flow of product at the dispenser during testing.

Corrective Action Completed During Inspection:
Jeff Orlando installed a new LD-2000 MLLD on the 87 STP during the inspection. A signed tag/sticker was affixed to the new MLLD.

INSPECTION REMARKS:

- The following minor violations were corrected during the inspection:
  - This facility began using a 55-gallon drum of car wash/bug remover fluid called Squadron 6160 (mfr by Superior Cleaning Equipment, Inc); per the Safety Data Sheet (SDS) this fluid was noted as having less than 6% potassium hydroxide (KOH), and less than 6% non-petroleum-based solvents, and the total pH for this chemical was indicated as 10.8; during the inspection I assisted Eric Heidemann, City of Poway Operations, with adding this item to the facility's Hazardous Material Inventory in CERS
  - I also assisted Eric Heidemann with re-certifying HMBP and other information for this facility and 4 other City of Poway facilities in CERS during this inspection (recertification was due by 3/3/16)
  - Site map was updated during the inspection
  - Emergency contacts updated - Pat Ryan, Operations (Secondary Emergency Contact) recently retired; replaced with Eric Heidemann as Secondary Emergency Contact for this facility in CERS
- EPA ID# CAL000036102 was active/current at time of inspection
- Uniform hazardous manifests for the last 3 years were available for review during the inspection
- Employee training records for the last 3 years were available for review during inspection; last training was conducted on 2/14/16
- The following UST records were reviewed during the inspection:

pH < 12.5 → and therefore not characteristic of corrosivity; I had Eric Heidemann remove from CERS inventory on 3/3/16

- UST Operating Permit, expires 5/23/2018
- Certificate of Financial Responsibility (CFR) - expires 4/23/16
- UST Monitoring Plan
- UST Monitoring Plot Plan
- Emergency Response Plan
- SB 989 (Secondary Containment Testing) reports - the next SB 989 test is due by 7/2/2017
- Designated Operator (DO) Notification/Certification form
- Monthly DO reports
- Employee training records

Helpful Websites:
- For guidance documents on hazardous materials-related topics, go to: http://www.sandiegocounty.gov/content/sdc/deh/hazmat/hmd_publications.html
- For information on the California Environmental Reporting System (CERS), go to: http://www.sandiegocounty.gov/content/sdc/deh/hazmat/hmd_cers.html
- If you have questions on: permit fees, business plan requirements, or hazardous waste regulations, go to: http://www.sandiegocounty.gov/content/sdc/deh/hazmat.html
- To find out the latest San Diego County News and receive updates, subscribe to our govdelivery emails: https://public.govdelivery.com/accounts/CASAND/subscriber/new

If you have any questions regarding this inspection, please contact Daniel LaPel ,619-778-2294, Daniel.LaPel@sdcounty.ca.gov

INSPECTION PHOTOS



87 ATG sump sensor identified as not functioning

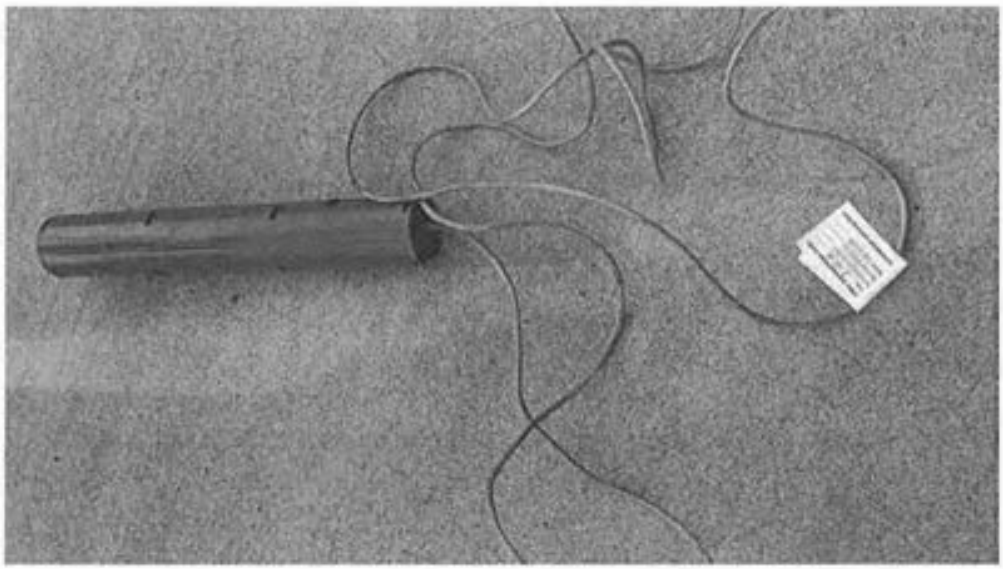

Non-functioning 87 ATG sump sensor removed



Non-functioning MLLD identified and removed



Non-functioning, corroded Red Jacket MLLD removed



New LD-2000 MLLD installed

All regulated businesses are required by law to submit their Unified Program-related information and business updates online through the California Environmental Reporting System (CERS). For additional information about CERS, go to: http://www.sandiegocounty.gov/deh/hazmat/hmd_cers.html

COUNTY OF SAN DIEGO
SUPPLEMENTAL COMPLIANCE INSPECTION REPORT

PRINTED NAME OF FACILITY REPRESENTATIVE	SIGNATURE		DATE SIGNED
Tony Bowers			**03/03/2016**
TITLE OF FACILITY REPRESENTATIVE			
Fleet Maintenance Supervisor			

Department of Environmental Health, Hazardous Materials Division, P.O. Box 129261, San Diego, CA 92112-9261
Phone: (858) 505-6880 http://www.sdcdeh.org

COUNTY OF SAN DIEGO

COMPLIANCE INSPECTION REPORT

Handlers of Hazardous Materials and Small and Large Quantity Generators of Hazardous Waste

FACILITY NAME: *CITY OF POWAY FLEET MAINTENANCE

ADDRESS: * 14415 LAKE POWAY RD CITY/ZIP: *POWAY 92064

Each violation checked below is for the section(s) of the California Health and Safety Code (HSC), California Code of Regulations (CCR), or the San Diego County Code (SDCC) indicated in items. Incorporated provisions of Title 40 of the Code of Federal regulations (CFR) are noted for reference. All violations must be corrected. Submit documentation of return to compliance to your Specialist. You may use the Corrective Action Form (HM-926) to document your return to compliance. Please call (858) 505-6880 or your Specialist if you have any questions. HMBP = Hazardous Materials Business Plan; CUPA = Certified Unified Program Agency; CERS = California Environmental Reporting System; SQG = Small Quantity Hazardous Waste Generator; LQG = Large Quantity Hazardous Waste Generator

Hazardous Materials Requirements

#	VIOLATION DESCRIPTION
☐ 1010001	HMBP not established/ implemented. HSC 25505(a) and 25507(a)
☐ 1010002	HMBP not submitted to the CUPA in CERS. HSC 25508(a)(1)(A); HSC 25404(e)(4); 27 CCR 15188(a), (d)
☐ 1010003	Business Activities and/or Business Owner/Operator Identification not completed in CERS. 19 CCR 2729.2(a)(1); HSC 25404(e)(4)
☐ 1010004	Chemical inventory incomplete or not submitted in CERS. HSC 25505(a)(1); 25506; 25507; and 25508(a)(1)(A)
☐ 1010005	Site map not submitted in CERS or not sufficient. HSC 25505(a)(2) and 25508(a)(1)(A)
☐ 1010006	HMBP not updated to reflect inventory changes or facility information. HSC 25508.1(a-e)
☐ 1010007	HMBP not updated to reflect substantial change to the handler's operations. HSC 25508.1(f)
☐ 1010008	HMBP not certified annually as complete and accurate in CERS. HSC 25508.2
☐ 1010010	Emergency response procedures to mitigate a release or threatened release not adequate, not established or not submitted in CERS. HSC 25505(a)(3) and 25508(a)(1)(A)
☐ 1010011	Failure to notify property owner in writing that the business is subject to the HMBP program. HSC 25505.1
☐ 1010012	Failure to provide a copy of HMBP to the property owner within five working days upon request from property owner. HSC 25505.1
☐ 1010014	Failure to submit emergency response plan in CERS, when not meeting agricultural handler exemption. HSC 25507.1(a) and 25508(a)(1)(A)
☐ 1010015	Failure to submit employee training plan in CERS, when not meeting agricultural handler exemption. HSC 25507.1(a) and 25508(a)(1)(A)
☐ 1010016	HMBP not established or submitted in CERS, when not meeting the remote site exemption. HSC 25507.2 and 25508(a)(1)(A)
☐ 1020001	Employee training plan for hazardous materials management not adequate, not established or not submitted in CERS. HSC 25505(a)(4) and 25508(a)(1)(A)
☐ 1020002	Initial and/or annual employee training not conducted for hazardous materials management and/or employee training records not available or not maintained for 3 years. HSC 25505(a)(4)
☐ 1040001	Hazardous materials release or threatened release not reported to the CUPA and OES immediately upon discovery. HSC 25510(a)
☐ 4010001	Failed to prepare and implement a written Spill Prevention Control and Countermeasures (SPCC) Plan in accordance with 40 CFR 112 (sec. 112.3). HSC 25270.4.5(a)
☐ HMD 1001	Unified Program Facility permit not obtained for hazardous materials. SDCC 68.909
☐ HMD 1005	Emergency contact not provided or current. HSC 25508.1(f)
☐ HMD 1007	Highly toxic gas (TLV<10 ppm) not disclosed. SDCC 68.1113(b)
☐ HMD 1008	Annual carcinogen/reproductive toxin list not submitted. SDCC 68.1113(c)
☐ HMD 1013	HMBP not readily available for review. HSC 25505(c)

Hazardous Waste Requirements for SQGs ONLY

☐ HMD 0226	Did not accumulate waste in a container or tank. (40 CFR 262.34(d)(2).) 22 CCR 66262.34(d)(2)
☐ HMD 0412	Failed to have an emergency coordinator on call or available during an emergency. (40 CFR 262.34(d)(5)(i).) 22 CCR 66262.34(d)(2)

HM-923 (03-15)

Hazardous Waste Requirements for SQGs ONLY (continued)

#	VIOLATION DESCRIPTION
☐ 3030007	Failed to properly label/date hazardous waste container and/or tank. 22 CCR 66262.34(f)
☐ 3030010	Accumulated waste too long (>180 or 270 days) (>90 days for an acutely hazardous waste). (40 CFR 262.34(e) and (f).) HSC 25201(a); 22 CCR 66262.34(d)
☐ 3030013	Failed to accumulate hazardous waste in a container that is in good condition. (40 CFR 262.34(d)(2); 265.171.) 22 CCR 66262.34(d)(2)
☐ 3030015	Failed to accumulate or store hazardous waste in a lined/compatible container. (40 CFR 262.34(d)(2); 265.172) 22 CCR 66262.34(d)(2)
☐ 3030017	Failed to properly close hazardous waste container(s). (40 CFR 262.34(d)(2); 265.173.) 22 CCR 66262.34(d)(2)
☐ 3030019	Failed to inspect hazardous waste storage area at least weekly. (40 CFR 262.34(d)(2); 265.174.) 22 CCR 66262.34(d)(2)
☐ 3030022	Failed to properly separate incompatible waste. (40 CFR 262.34(d)(2); 265.177.) 22 CCR 66262.34(d)(2)
☐ 3030030	Failed to maintain and/or operate the facility to minimize the possibility of a fire, explosion, or any unplanned sudden or non-sudden release of hazardous waste or hazardous waste constituents. (40 CFR 262.34(d)(4), 265.31.) 22 CCR 66262.34(d)(2)
☐ 3030036	Failed to maintain adequate aisle space. (40 CFR 262.34(d)(4); 265.35.) 22 CCR 66262.34(d)(2)
☐ 3030022	Failed to post, next to the telephone, emergency information containing the location of emergency equipment, contact names, and numbers. (40 CFR 262.34(d)(5)(ii).) 22 CCR 66262.34(d)(2)
☐ 3020001	Failed to ensure employees are trained for hazardous waste handling, compliance with regulations, and emergency response procedures. (40 CFR 262.34(d)(5)(iii).) 22 CCR 66262.34(d)(2)
☐ 3030032	Failed to maintain or have emergency equipment, supplies, or equivalents. 1) An internal communication or alarm system; 2) A device, such as a telephone; 3) Portable fire extinguishers, fire control equipment, spill control equipment, and decontamination equipment; and 4) Water at adequate volume and pressure (40 CFR 262.34(d)(4); 265.32) 22 CCR 66262.34(d)(2)
☐ 3030039	Failed to implement contingency plan during an emergency, spill/ release. (40 CFR 262.34(d)(5)(iv).) 22 CCR 66262.34(d)(2)

Hazardous Waste Tank Systems for SQGs ONLY

☐ 3030024	Failed to maintain sufficient freeboard of 2 ft in uncovered tanks to prevent overtopping unless the tank is equipped with a containment structure, a drainage control system or a diversion structure with a capacity that equals or exceeds the volume of the top 2 ft of the tank. (40 CFR 62.34(d)(3); 265.201(b)(c).) 22 CCR 66262.34(d)(2)
☐ 3030025	Failed to provide an overfill protection device on continuously fed hazardous waste tank. (40 CFR 262.34(d)(3); 265.201(b)(4).) 22 CCR 66262.34(d)(2)
☐ 3030027	Failed to conduct daily tank inspection of the discharge system, monitoring equipment, and tank level. (40 CFR 265.201(c)(1), 265.201(c)(2), 265.201(c)(3), 262.34(d)(3).) 22 CCR 66262.34(d)(2)
☐ 3030028	Failed to conduct weekly inspections of the construction materials, fixtures, and surrounding areas of the hazardous waste tank. (40 CFR 265.201(c)(4); 265.201(c)(5); 262.34(d)(3).) 22 CCR 66262.34(d)(2)
☐ 3050007	Failed to properly decontaminate and document closure of a hazardous waste tank system. (40 CFR 265.201(f).) 22 CCR 67383.3
☐ HMD 1612	Hazardous waste improperly stored in a tank system causing leaks, corrosion, or failure. (40 CFR 265.201(b).) 22 CCR 66262.34(d)
☐ HMD 1614	Failed to pre-notify the CUPA in writing prior to closing a hazardous waste tank system. 22 CCR 67383.3(a)(1)
☐ HMD 1615	Failed to properly accumulate ignitable or reactive waste in a tank system. (40 CFR 265.201(g).) 22 CCR 66262.34(d)(2)

Hazardous Waste Requirements for SQGs and LQGs
RECORD KEEPING/OPERATIONAL REQUIREMENTS

#	VIOLATION DESCRIPTION
☐ 3010001	Unified Program Facility (UPF) permit not obtained for the generation of hazardous waste. HSC 25404.1; SDCC 68.905
☐ 3010029	The facility has not submitted complete and accurate facility information in CERS. HSC 25404(e)(4); 27 CCR 15188(b)
☐ 3010002	Failed to obtain and/or maintain an active EPA ID. 22 CCR 66262.12
☐ 3010008	Failed to properly complete a uniform hazardous waste manifest. 22 CCR 66262.23(a)
☐ 3010009	Failed to complete the hazardous waste manifest Exception Requirement. 22 CCR 66262.42
☐ 3010010	Failed to maintain uniform hazardous waste manifest, consolidated manifest, or bills of lading copies for 3 years. HSC 25160.2(b)(3), 25185(a)(4); 22 CCR 66262.40(a)
☐ 3010011	Failed to send hazardous waste manifest copies to the Department of Toxic Substances Control (DTSC). 22 CCR 66262.23(a)(4)
☐ 3010013	Failed to meet the consolidated manifesting requirements for waste shipment. HSC 25160.2; 22 CCR 66262.40(a)
☐ 3010014	Failed to retain disposal records of spent lead batteries for 3 years. 22 CCR 66266.81(a)(4)(B)
☐ 3030006	Failed to determine if a hazardous waste is restricted or prohibited from land disposal. 22 CCR 66268.7(a)
☐ 3010016	Failure of recycler who recycles more than 100 kilograms per month of recyclable material under a claim that the material qualifies for exclusion or exemption to provide and submit in CERS the required information. HSC 25143.10(a), (c), and/or (d)
☐ HMD 0149	Failed to keep disposal receipts for drained used oil filters and/or drained fuel filters for 3 years. HSC 25250.22; 22 CCR 66266.130
☐ HMD 0148	Failed to have copies of analytical records, waste analysis records, and/or waste determination results for 3 years. 22 CCR 66262.40(c)
☐ HMD 0140	Failed to have Land Disposal Restriction documentation onsite for 3 years. 22 CCR 66268.7(a)(8)
☐ 3250005	Failed to obtain a Treatment, Storage and Disposal Facility (TSDF) permit or authorization to store/treat/dispose of hazardous waste. HSC 25201(a)
☐ 3050005	Failed to have adequate records demonstrating claim of exemption for Excluded Recyclable Materials. HSC 25143.2(f); 22 CCR 66261.2(g)
☐ 3210001	Failed to notify the CUPA in CERS for onsite hazardous waste treatment/tiered permitting. HSC 25201(a)
☐ HMD 0138	Manifest signed by the TSDF not available for inspection. 22 CCR 66262.40(a)

Hazardous Waste Requirements for SQGs and LQGs
DISPOSAL AND TRANSPORTATION

#	VIOLATION DESCRIPTION
☐ 3010007	Failed to prepare a hazardous waste manifest for the transport of a waste for off-site transfer, treatment, storage, or disposal. HSC 25160(b)(1) or (2), 25160.2(b)(9); 22 CCR 66262.20(a)
☐ 3030005	Failed to make a proper waste determination. 22 CCR 66262.11, 66262.40(c)
☐ 3050001	Failed to use a California registered hazardous waste transporter to transport hazardous waste. HSC 25163(a); 22 CCR 66263.41
☐ 3050002	Failed to properly dispose of hazardous waste at an authorized facility. HSC 25189.5(a); 25189(c),(d); 25189.2(c)
☐ 3130002	Impermissible dilution of hazardous waste. 22 CCR 66268.3(a)
☐ HMD 0305	Disposed of used oil illegally. HSC 25250.5(a); 25189.5(a); 25189(c),(d); 25189.2(c)
☐ HMD 0306	Disposed of hazardous waste latex paint improperly. HSC 25217.1

Hazardous Waste Requirements for SQGs and LQGs
STORAGE AND HANDLING

#	VIOLATION DESCRIPTION
☐ 3030001	Failed to meet requirements, when handling, and storing spent lead acid batteries. 22 CCR 66266.81(a)(1)
☐ 3030003	Failed to properly manage 'damaged' spent lead acid batteries. 22 CCR 66266.81(b)
☐ 3030004	Failed to properly manage, store, label, and/or recycle used oil filters and/or used fuel filters. HSC 25250.22; 22 CCR 66266.130
☐ 3050004	Failed to properly manage contaminated used oil as a hazardous waste. HSC 25250.7(a), (c)
☐ HMD 0222	Failed to properly label Excluded Recyclable Materials (ERM). HSC 25143.9(a).
☐ HMD 0216	Failed to label hazardous material container within 10 days after the container was discovered to be mislabeled or inadequately labeled. HSC 25124(b)(3)(A); 22 CCR 66262.34(f)
☐ HMD 0217	Failed to repackage damaged/deteriorated hazardous material container within 96 hours. HSC 25124(b)(3)(B); 22 CCR 66262.34(f)
☐ HMD 0219	Failed to properly segregate used oil &/or fuel drained from filters. HSC 25250.22(b)(4); 22 CCR 66266.130(c)(6)
☐ HMD 0221	Failed to comply with hazardous waste satellite container regulation. 22 CCR 66262.34(e)
☐ HMD 0223	Failed to properly empty container, failed to manage non-empty container, or inner liner removed from a container. 22 CCR 66261.7(b), (d) and/or (r); 66262.34(f)
☐ HMD 0224	Failed to mark date on empty container larger than 5 gallons and/or manage it within one year. 22 CCR 66261.7(e),(f)

Universal Waste Handler Requirements

#	VIOLATION DESCRIPTION
☐ 3010004	Failed to obtain an EPA ID number from DTSC or US EPA prior to storing 5,000 kg or more of universal waste. 22 CCR 66273.32(a),(b)
☐ 3020002	Failed to maintain universal waste handler training records for 3 years. 22 CCR 66273.36(c),(d)
☐ 3020003	Failed to properly train handlers of universal waste in universal waste management and response procedures. 22 CCR 66273.36(a),(b)
☐ 3030008	Failed to properly label or mark a universal waste (non-Conditionally Exempt Small Quantity Universal Waste Generator). 22 CCR 66273.34
☐ 3030011	Failed to properly dispose of universal waste within one year. 22 CCR 66273.35(a) and/or (b)
☐ 3030046	Failed to keep records of offsite universal waste (UW) shipment(s) available for inspection for 3 years. HSC 25185(a); 22 CCR 66273.39(c), (d)(2)
☐ 3030051	Failed to meet the accumulation standards for universal waste aerosol containers and waste handling. HSC 25201.16(f)
☐ 3040004	Failed to manage universal waste in a manner to prevent release(s) to the environment. 22 CCR 66273.33; 66273.33.5
☐ 3050003	Disposal of universal waste (UW) to an unauthorized point. HSC 25189.5(a), 25189(c),(d); 25189.2(c); 22 CCR 66273.31(a)

COUNTY OF SAN DIEGO
COMPLIANCE INSPECTION REPORT
Underground Storage Tank (UST) Program

VIOLATION REPORT: Each violation checked below is for the section(s) of the California Health and Safety Code (HSC), California Code of Regulations (CCR), or the San Diego County Code (SDCC) indicated in italics. All violations must be corrected. Submit documentation of return to compliance to your Specialist. You may use the Corrective Action Form (HM-926) to document your return to compliance. Please call (858) 505-6880 or your Specialist if you have any questions.

GENERAL PROGRAM REQUIREMENTS
UST System – File Records

#	VIOLATION DESCRIPTION
	☐ 2030064 Failure to notify CUPA 48 hours prior to testing. 23 CCR 2637(f), 2638(e), 2643(g), 2644.1(a)(4)
	☐ 2030021 Failure to obtain and maintain a valid operation permit from the CUPA. HSC 25284; 23 CCR 2712(i)
	☐ 2030039 Failure to comply with one or more of the operating permit conditions. 23 CCR 2712; HSC 25299
	☐ 2060001 Failure to submit as-built plans for the location and orientation of the tanks and appurtenant piping systems for new installations and/or with the permit application. 23 CCR 2635(c)(8), 2711(a)(8)
	☐ 2010010 Failure to prepare, maintain, and submit accurate CUPA UST Operating Permit Application for Facility Information and/or Tank information. HSC 25286(a); 23 CCR 2711
	☐ 2010001 Failure to obtain and maintain a valid Board of Equalization account number. HSC 25286
	☐ 2010007 Failure to submit and maintain complete and current Certification of Financial Responsibility or other mechanism of financial assurance. HSC 25292.2, 25299.30-25299.34; 23 CCR 2711; 2808.1, 2809-2809.2
	☐ 2030037 Failure to submit, maintain, or implement an owner/operator written agreement. HSC 25284(a)(3); 23 CCR 2620(b)
	☐ 2030033 Failure to maintain on site an approved monitoring plan. 23 CCR 2632, 2634, 2711, 2712(i)
	☐ 2030046 Failure to submit, obtain approval, or maintain a complete/accurate response plan. 23 CCR 2632, 2634(e), 2641(h), 2712(i)
	☐ 2030041 Failure to submit, obtain approval, or maintain a complete/accurate plot plan. 23 CCR 2632(d)(1)(C), 2711(a)(8)
	☐ 2030002 (RD) Failure to test leak detection equipment as required every 12 months (VPH, sensor, LLD, ATG, etc.) and/or submit monitoring system certification to the CUPA within 30 days of completion of the test. 23 CCR 2638
1	☑ 2030003 (RD) Failure of the leak detection equipment to have an audible and visual alarm as required. 23 CCR 2632, 2634, 2636, 2666
	☐ 2060002 (RD) Failure to install an automatic tank gauging/continuous in tank leak detection monitoring system.; HSC 25292(a); 23 CCR 2643
	☐ 2010003 The owner/operator has failed to designate an UST operator or to inform the CUPA or any change in the designated UST operator(s) within 30 days after a change. 23 CCR 2715(a)
	☐ 2010009 Failure to submit a copy of the secondary containment test results to the CUPA within 30 days after the test. 23 CCR 2637(e)
	☐ 2030048 Failure to comply with one or more of the following: conduct secondary containment testing, within six months of installation and every 3 months thereafter, conducted in accordance with proper practices, protocols, or test methods. 23 CCR 2637
	☐ 2060016 Failure to conduct secondary containment testing at installation. 23 CCR 2637
	☐ 2030034 Failure to properly affix tag/sticker on monitoring equipment being certified, repaired, or replaced. 23 CCR 2638(f)
	☐ 2030044 Owner/operator deposited or allowed deposit of petroleum into a UST that has a red tag affixed to the fill pipe. 23 CCR 2717.1(f)
	☐ 2060011 Failure of primary or integral secondary containment to be approved for use by independent testing organization. 23 CCR 2631(b)
	☐ 2060013 Failure to test and pass the primary and secondary containment installation testing per manufacturers guidelines. 23 CCR 2635(e)
	☐ 2030047 Failure to maintain secondary containment, as evidenced by failure of secondary containment testing. HSC 25290.1(c)(2), 25290.2(c)(2), 25291(a), 25292(e); 23 CCR 2662
	☐ 2030061 (RD) Failure to record and/or report suspected or actual unauthorized release in appropriate time frame. HSC 29294, 29295
	☐ 2010005 Failure to submit enhanced leak detection testing results to the board and the CUPA within 60 days of completion of the test. 23 CCR 2644.1(a)(5)
	☐ 2030067 Failure to conduct the required enhanced leak detection testing for single walled UST systems located within 1,000 feet of a public drinking water well every 36 months. 23 CCR 2644.1(a)(3)

GENERAL PROGRAM REQUIREMENTS
UST System – File Records (continued)

#	VIOLATION DESCRIPTION
	☐ 2030068 Failure to conduct the required enhanced leak detection testing for single and double walled UST systems located within 1,000 feet of a public drinking water well. HSC 25292.4, 25292.5
	☐ 2060008 Failure to perform enhanced leak detection testing before the tank is placed in use. HSC 25290.1(j), 25290.2(j)
	☐ 2030023 Failure of service technician, designated operator, installer, and/or employee to obtain and maintain a proper and current International Code Council certification. 23 CCR 2715
	☐ 2030024 Failure of service technician, installer, and/or employee to obtain and maintain proper license. 23 CCR 2715
	☐ 2030031 Failure of service technician, installer, designated operator, and/or employee to obtain and maintain proper manufacturer certification. 23 CCR 2715
	☐ 2010006 (RD) Failure to maintain records of repairs, lining, and upgrades on site, or off site if approved by the CUPA, for the life of the underground storage tank and/or failure to maintain written monitoring and maintenance records on site, or off site if approved by the CUPA, for a period of 3 years, 6 ½ years for cathodic protection, and 5 years for written performance claims pertaining to release detection systems and calibration and maintenance records for such systems. 23 CCR 2712(b)
	☐ 2030062 (RD) Leak detection equipment disabled or tampered with in a manner that would prevent the monitoring system from detecting and/or alerting the owner/operator of a leak. HSC 25299(a)(9)
	☐ 2010006 Owner/operator made false statements, representation, or certification on an application, record, or other document. HSC 25299
	☐ 2030043 (RD) Failure of the leak detection equipment to be properly programmed or properly operated. 23 CCR 2632, 2634, 2636, 2666
	☐ 2010004 The owner/operator has failed to comply with one or more of the following: to maintain a copy of the designated operator monthly inspections for the last 12 months and/or maintain a list of trained employees on-site or off-site at a readily available location, if approved by the CUPA. 23 CCR 2715
	☐ 2030010 Failure to notify the owner or operator of any condition discovered during the monthly visual inspection that may require follow-up actions. 23 CCR 2715(d)
	☐ 2030011 Failure to submit statement of UST compliance and/or Designated Operator current certification. 23 CCR 2715(a), 2715(b)
	☐ 2030012 Failure to comply with one or more of the following: provide training to facility employee(s) responsible for proper operation and maintenance every 12 months and/or train new employee(s) who are responsible for proper operation and maintenance within 30-days of hire and/or to have at least one employee present during operating hours that has been trained in the proper operation and maintenance of the UST system. 23 CCR 16 2715(c)(6), 2715(f)
	☐ 2030013 Failure to comply with one or more of the designated operator monthly inspection requirements: failed to inspect the monthly alarm history report; attach a copy of the alarm history; failed to inspect for the presence of liquid or debris in the spill container/spill bucket and under dispenser containment; failed to inspect the under dispenser containment to ensure that monitoring equipment is placed in the proper position; failure to inspect for liquid or debris in the containment sump where an alarm occurred or for which there is no record of a service visit; or failure to check that all testing and maintenance has been completed and documented. 23 CCR 2715
	☐ 2030015 Failure to demonstrate to the CUPA that the method approved to monitor the tank meets the monitoring methods set forth in 2643(f). 23 CCR 2643
	☐ 2030066 Failure to take appropriate action to repair and retest any component of a single or double walled UST system that is leaking liquid or vapor which is discovered from an enhanced leak detection test for UST system located within 1,000 feet of a public drinking water well. HSC 6.7 25292.4(d), 25292.5(c)

UST Tank (DW/SW) Requirements

#	VIOLATION DESCRIPTION
☐	2030001 (RD) Failure to maintain leak detection alarm logs and/or maintain records of appropriate follow-up actions. 23 CCR 2632, 2634
☐	2030059 Failure to maintain UST system in accordance with exclusion/ exemption status. HSC 25281.6, 25283.5
☐	2060003 Failure to inspect at the installation site using an electric resistance holiday detector and repair if necessary before installation. 23 CCR 2635(a)(2)(B)
☐	2060005 Failure of the UST system to be designed and constructed with a monitoring system capable of detecting the entry of the hazardous substance stored in the primary containment into the secondary containment. HSC 29291(b)
☐	2060006 Failure of secondary containment piping to slope back to the collection sump. 23 CCR 2636
☐	2060007 Failure of non-integral secondary containment to be designed and constructed to an engineering specification approved by a registered professional engineer or in accordance with a nationally recognized industry code or engineering standard. 23 CCR 2631(d)
☐	2060010 (RD) Failure of the UST storing a hazardous substance to have secondary containment. HSC 25291
☐	2060019 Failure of the spill bucket to have a minimum capacity of five gallons. 23 CCR 2635(b), 2665
☐	2030007 Failure to submit and maintain documentation regarding positive statement of compatibility for UST system components. 23 CCR 2631(j)
☐	2030036 (RP) Failure of the overfill prevention system to meet one of the following requirements: 1. Alert the transfer operator when the tank is 90% full by restricting the flow into the tank or triggering an audible and visual alarm; or 2. Restrict delivery of flow to the tank at least 30m before the tank overfills, provided the restriction occurs when the tank is filled to no more than 95% of capacity; and activate an audible alarm at least 5m before the tank overfills; or 3. Provide positive shut-off of flow to the tank when the tank is filled to no more than 95% of capacity; or 4. Provide positive shut-off of flow to the tank so that none of the fittings located on the top of the tank are exposed to product due to overfilling. 23 CCR 2635(b)(2), 2665
☐	2060020 (RP) Failure to comply with one or more of the following: failure to install a spill bucket, have a functional drain valve or other method for the removal of liquid from the spill bucket/spill container, and/or be resistant to galvanic corrosion. 23 CCR 2635(b), 2665
☐	2030008 Failure to maintain under dispenser containment, sumps, and/or other secondary containment in good condition and/or free of debris/liquid. HSC 25290.1, 25290.2, 25291
☐	2060015 (RD) Failure of sensor to be located in the proper position/location. 23 CCR 2630(d), 2641(a)
☐	2030016 (RD) Failure to continuously monitor the interstitial space of the tank, piping and/or sumps such that the leak detection activates an audible/ visual alarm when a leak is detected. 23 CCR 2631(g), 2632(c)(2)(A)&(B), 2633(c), 2636(f)
☐	2030017 Failure to maintain all product piping outside the dispenser to be fail-safe & shut down the pump when a leak is detected and the monitoring system shuts down the pump or flow restriction occurs when a leak is detected in the under dispenser containment. 23 CCR 2636(f)(5)
2 ☒	2030019 Failure of the double wall pressurized piping in the under dispenser containment to be continuously monitored by a method that either shuts down the flow of product to the dispenser or activates an audible/visual alarm when a leak is detected. 23 CCR 2636(f)(1)
☐	2030022 Failure to conduct groundwater and/or vadose zone monitoring as required. 23 CCR 2647, 2648
☐	2030028 Failure to complete one or more of the requirements of tank lining, including but not limited to: submit proper written tank lining certification to the CUPA within 30 days of completion of the inspection, perform tank integrity test and/or vacuum test following lining, employ proper coatings expert and/or special inspector. 23 CCR 2663
☐	2030029 (RP) Failure to inspect a steel tank which has been lined or repaired using the interior lining method within 10 years of lining and every 5 years after. 23 CCR 2663
☐	2060024 UST system is not made of or lined with materials that are compatible with the substance stored in the underground storage tank system. 23 CCR 2631.1
☐	2030040 (RD) Failure to maintain secondarily contained piping to allow liquid in the event of a leak to drain into sump (i.e. failure to remove test boot, pipe swelling). 23 CCR 2630(d), 2641(a)

UST Tank (DW/SW) Requirements (continued)

#	VIOLATION DESCRIPTION
☐	2030060 Failure to maintain entry fitting such that it properly seals to the containment. 23 CCR 2630, 2635(d), 2636(c), 2665
☐	2030055 Failure to test the spill bucket annually. HSC 25284.2
☐	2060022 Failure of UST system installed on or after July 1, 2003 and before July 1, 2004 to comply with one or more of the following: be designed and constructed with a monitoring system capable of detecting the entry of the hazardous substance stored in the primary containment into the secondary containment and/or capable of detecting water intrusion into the secondary containment. HSC 25290.2(d)
☐	2030065 (RD) Failure to maintain the interstitial space under constant vacuum, pressure, or hydrostatic such that a breach in the primary or secondary containment is detected before the liquid or vapor phase of the hazardous substance stored in the UST tank is released into the environment. (Product Tight) HSC 25290.1(e)
☐	2060023 Failure of a UST system installed on or after July 1, 2004 to be designed and constructed so as to detect the entry of the liquid or vapor-phase of the hazardous substance stored in the primary containment into the secondary containment and capable of detecting water intrusion into the secondary containment. HSC 25290.1(d)

UST Tank (SW) Requirements

☐	2030005 (RD) Option 1: Failure to conduct the 0.2 gallon per hour continuous in tank leak detection test. 23 CCR 2643(b)(5)
☐	2030006 (RD) Option 1: Failure to conduct the monthly 0.2 gallon per hour automatic tank gauging test on a single wall tank and/or failure of the automatic tank gauge to generate and print a hard copy of the monthly 0.2 gallons per hour test. 23 CCR 2643(b)(1)
☐	2030056 Option 2: Failure to submit the annual statistical inventory reconciliation (SIR) Report to the CUPA. 23 CCR 2646.1(j)
☐	2030057 (RD) Option 2: When statistical inventory reconciliation results indicate failure or inconclusive, owner/operator failed to complete one or more of the following: notify CUPA of a possible release within 24 hours; submit copy of the report to the CUPA within 10 days; inspect records for errors and physically inspect the UST system within 24 hours; have meters recalibrated within 48 hours of receipt of report. 23 CCR 2646.1(d)
☐	2030058 (RD) Option 2: Failure to meet one or more of the requirements of SIR, including but not limited to: measurements taken daily, calculated monthly, capable of detecting a 0.2 gallon per hour release, conduct a tank integrity test every two years, conduct piping and or tank test within 15 days of receipt of two successive SIR reports which are inconclusive or which indicate a possible release and/or calibrate dispenser meters annually. CCR 2646.1
☐	2030030 (RD) Option 3: Weekly gauging not being performed in according to the required specifications. 23 CCR 2645
☐	2030004 (RD) Option 4: Failure of the automatic tank gauge to test the tank at least once per month when the product level in the tank is at least three feet and shall be capable of detecting a release of 0.1 gallons per hour. 23 CCR 2643(b)(2)

UST Pressurized Piping (DW) Requirements

#	VIOLATION DESCRIPTION
☐	2030018 (RD) Failure of the double wall pressurized piping in the turbine sump to be continuously monitored with a system that activates an audible and visual alarm or restricts or stops flow at dispenser when a leak is detected. 23 CCR 2636(f)(1)
☐	2030025 (RD) Failure of the pressurized piping to meet one or more of the following requirements: monitored at least hourly with the capability of detecting a release of 3.0 gallons per hour, and will restrict the flow or product through the piping or trigger an alarm when a release occurs. 23 CCR 2636(f)(2)
☐	2030026 Failure of line leak detector to detect a leak and/or failure of audible and visual alarm. 23 CCR 2636(f)(2)
☐	2060014 Failure to install leak detection equipment correct for the type of system. HSC 25290.1; 23 CCR 2638
☐	2060012 (RD) Failure to install line leak detector on pressurized piping system. HSC 25290.1(h), 25290.2(g), 25291(f), 2529
☐	2030042 (RD) Option 1: Failure to perform and/or pass the annual line integrity test for pressurized piping that does not utilize fail safe or shut down. 23 CCR 2636(f)(4)
☐	2030020 (RD) Option 3: Failure to conduct daily visual inspections each time the tank is operated, but not less than monthly, and maintain a log of inspection results for review of the CUPA. HSC 25281.5(b)(3)

UST Pressurized Piping (SW) Requirements

☐	2060018 (RP) Failure to demonstrate that existing single wall pressurized pipe containing motor vehicle fuel is constructed of glass fiber reinforced plastic, cathodically protected steel, or steel clad with glass reinforced plastic. HSC 25292(e)(2); 23 CCR 2666(b)
☐	2030027 (RD) Failure of pump shut down when a leak is detected or when line leak detector is disconnected. 23 CCR 2666(c)
☐	2060017 Failure to install an automatic line leak detector capable of shutting off the pump when a release occurs, fails, or is disconnected. 23 CCR 2666(c)
☐	2030052 (RD) Option 3: Failure to monitor pressurized pipe containing motor vehicle fuel at least hourly at any pressure and either perform 0.2 gallon per hour monthly line integrity test or perform 0.1 gallon per hour annual line integrity test. 23 CCR 2641(a), 2643
☐	2030053 (RD) Option 3: Piping fails to meet one or more of the following requirements: below grade piping sloped to drain back into storage tank if the suction is released, only one check valve on the piping located directly below the suction pump, and inspection method which readily demonstrates compliance. 23 CCR 2636(a)(3) 2641(b)

UST Piping (SW) Requirements – Conventional Suction

☐	2030050 (RD) Failure to conduct 0.1 gallon per hour piping integrity test every three years. 23 CCR 2643(d)
☐	2030049 Failure to conduct daily monitoring for air in the pipe and log results. 23 CCR 2643(d)

UST Piping (SW) Requirements – Gravity

☐	2030051 Failure to conduct piping integrity test or overfill integrity test every two years. 23 CCR 2643(e)

UST System – Cathodic Protection Requirements

#	VIOLATION DESCRIPTION
☐	2030009 (RP) Failure to inspect the impressed-current system every 60 calendar days and/or failure to have corrosion protection equipment turned on and functioning properly and/or failure to inspect the impressed-current system within six months of installation and at least every three years thereafter and/or failure to test sacrificial anodes once every three years in accordance with the manufacturer's instructions. 23 CCR 2635
☐	2060004 (RP) Failure to install corrosion protection for USTs and/or failure of the field-installed cathodic protection system to meet the consensus standards. 23 CCR 2635(a)(2)(A)

UST System – Closure

☐	2030063 (RD) Failure to comply with temporary closure requirements. HSC 25298; 23 CCR 2670, 2671
☐	2030038 UST system was abandoned or not properly closed, or failure to comply with all permanent closure requirements. HSC 25298; 23 CCR 2670, 2672

COUNTY OF SAN DIEGO

CORRECTIVE ACTION FORM TO DOCUMENT RETURN TO COMPLIANCE

FACILITY NAME: **CITY OF POWAY FLEET MAINTENANCE**
ADDRESS: **14415 LAKE POWAY RD**
CITY/ZIP: **POWAY** /**92064**

INSPECTION DATE: **03/03/2016**
RECORD ID #: **DEH2002-HUPFP-105397**
SPECIALIST: **Daniel LaPel**
INSPECTION CONTACT: **Tony Bowers**
TITLE: **Fleet Maintenance Supervisor**
PHONE:**(858) 668-4745**
E-MAIL:**tbowers@poway.org**

VIOL#	DATE CORRECTED	INDICATE HOW VIOLATIONS WERE CORRECTED (Attach Any Supporting Documentation)	DUE DATE
#1 2030003	03/03/2016	Corrected during inspection	04/02/2016
#2 2030019	03/03/2016	Corrected during inspection	04/02/2016

I certify under penalty of law that this facility has corrected all violations marked on the Compliance Inspection Report/Notice of Violation. I have personally examined and am familiar with the information submitted and believe the information is true, accurate and complete. I am authorized to file this certification for the facility, and am aware that there are significant penalties for submitting false information.

PRINTED NAME OF FACILITY REPRESENTATIVE	SIGNATURE		DATE SIGNED
TITLE OF FACILITY REPRESENTATIVE			

SEND COMPLETED FORM AND SUPPORTING DOCUMENTATION TO THE ADDRESS LISTED BELOW

COUNTY OF SAN DIEGO USE ONLY

REVIEWED BY: _____ DATE: _____

SPECIALIST'S COMMENTS:

☐ All violations noted on date listed above were corrected
☐ Based On Information Provided By The Facility
☐ Based On Field Verification By Specialist
☐ RTC entered by Specialist on: _____
☐ RTC entered by Office Assistant on: _____

Department of Environmental Health, Hazardous Materials Division, P.O. Box 129261, San Diego, CA 92112-9261
http://www.sdcdeh.org 858-505-6880

COUNTY OF SAN DIEGO

UPFP INSPECTION CHECKLIST

FACILITY NAME: **CITY OF POWAY FLEET MAINTENANCE**
ADDRESS: **14415 LAKE POWAY RD**
CITY/ZIP: **POWAY** /**92064**

INSPECTION DATE: **03/03/2016**
RECORD ID #: **DEH2002-HUPFP-105397**
TIME START: **7:00 AM** END: **11:00 AM**
SPECIALIST: **Daniel LaPel**
INSPECTION CONTACT: **Tony Bowers**
TITLE: **Fleet Maintenance Supervisor**
PHONE: **(858) 668-4745**
E-MAIL: **tbowers@poway.org**

FACILITY REFERENCE DATA

ACCELA

RECORD STATUS: Permit Renewed
PERMIT EXPIRATION DATE: 02/28/2017
BALANCE DUE: $0.00
INSPECTOR: Daniel LaPel
INSPECTION TYPE: Routine
INSPECTION STATUS: Complete

CERS

EPA ID NUMBER: CAL000036102
FACILITY CERS ID NUMBER: 10374337
CERS LEAD USER: Eric Heidemann
LAST CERS SUBMITTAL DATE: 03/03/2015
ENVIRONMENTAL CONTACT EMAIL: tbowers@poway.org
ENVIRONMENTAL CONTACT PHONE: 8586684745

FACILITY INFORMATION

	YES	NO		YES	NO
INACTIVATION INSPECTION:	☐	☒	HAZARDOUS MATERIALS:	☒	☐
CHANGE OF OWNER:	☐	☒	HAZARDOUS WASTE:	☒	☐
CHANGE IN BUSINESS TYPE:	☐	☒	ABOVEGROUND PETROLEUM STORAGE ACT:*	☐	☒
BUSINESS TYPE: Public Utilities-Not Fleet Fuel Facility			TOTAL SHELL CAPACITY APSA:		0
ISSUE INITIAL INVOICE:	☐	☒	UNDERGROUND STORAGE TANK:	☒	☐
ASSESS NON-NOTIFICATION FEE:	☐	☒	CALARP PROGRAM (CERS):	☐	☒
ASSESS RE-INSPECTION FEE:	☐	☒	CALARP PROGRAM LEVEL: 1 2 3 N/A		
FACILITY SUBJECT TO BASE FEE:	☒	☐	MEDICAL WASTE:	☐	☒
FACILITY SUBJECT TO CUPA FEE:	☒	☐	MW FACILITY GENERATING OVER 200 LBS PER MONTH:	☐	☒
UPDATE FACILITY ADDRESS IN AA:	☐	☒	EPIC PARTICIPANT:	☐	☒
			NUMBER OF TLV GASES AT THE FACILITY:		0

HW GENERATOR STATUS : LQG | **SQG** | CESQG | RCRA LQG | N/A

TIERED PERMIT LEVEL(S) : CESQT | CESW | CE-L | CE-CL | HHW | PBR | CA | **N/A**

PRIMARY BILLING CODE: Not Applicable
SECONDARY BILLING CODE: Not Applicable
TERTIARY BILLING CODE: Not Applicable

INSPECTION SCOPE:

HAZARDOUS MATERIALS: **GEN HAZMAT** | **APSA** | **UST**
HAZARDOUS WASTE: **SQG** | **LQG**
MEDICAL WASTE: **SQG** | **SQG - TREATS** | **LQG** | **LQG - ABBREVIATED** | **LQG - TREATS**
CALARP: **1** | **2** | **3**
TIERED PERMITTING: **CESQT** | **CESW** | **CE-L** | **CE-CL** | **CA** | **PBR** | **HHW**

CONSENT TO CONDUCT INSPECTION GRANTED BY: INSPECTION CONTACT ☒ NAME: Tony Bowers TITLE: Fleet Maintenance Superviso

REMOVE BLANK CHECKLISTS FROM FINAL INSPECTION REPORT ☐ REFUSED TO SIGN ☐

INSPECTION REPORT EMAILS:
Daniel.lapel@sdcounty.ca.gov,wendy.martinez@sdcounty.ca.gov

RECORD COMMENT:

COUNTY OF SAN DIEGO

COMPLIANCE INSPECTION REPORT

FACILITY NAME: **CITY OF POWAY FLEET MAINTENANCE**
ADDRESS: **14415 LAKE POWAY RD**
CITY/ZIP: **POWAY** /**92064**

INSPECTION DATE: **03/03/2016** PAGE **1** OF **11**
RECORD ID #: **DEH2002-HUPFP-105397**
TIME START: **7:00 AM** END: **11:00 AM**
SPECIALIST: **Daniel LaPel**
INSPECTION CONTACT: **Tony Bowers**
TITLE: **Fleet Maintenance Supervisor**
PHONE: **(858) 668-4745**
E-MAIL: **tbowers@poway.org**

On the above date, the County inspected your facility under the authority of the California Health and Safety Code (H&SC), to determine compliance with applicable provisions of the H&SC, the California Code of Regulations (CCR), and the San Diego County Code of Regulatory Ordinances (SDCC). **This report serves as a Notice to Comply (H&SC 25187.8 & 25404.1.2) for any minor violations as defined in H&SC 25404 and 25117.6.** This report may contain both minor and more significant (Class II) violations. Minor violations do not include repeat violations or violations remaining uncorrected for more than 30 days (or as specified below). Minor violations do not include knowing, willful, intentional, or chronic violations; nor do they include violations showing a pattern of neglect or disregard. The remarks below are intended to provide guidance to correct any violations indicated on the attached violation report. You must submit a written response to this report within 30 days (or as specified below) demonstrating that all violations have been corrected or include a written notice of disagreement that clearly states the reason for any disputed violations. Prompt correction can protect you from penalties for a "minor violation". Penalties can be imposed for each day in violation for all other violations even if they are corrected promptly. However, correction within 30 days (or as specified below) will make a penalty less likely.

NOTE: Reinspection fees will be charged if additional inspections are required to determine compliance.

Yes	N/A		Yes	N/A	
☒	☐	Unified Program Facility Permit Current	☒	☐	Contingency Plan Available ☐ LQG ☒ SQG
☒	☐	Hazardous Materials Business Plan Available	☒	☐	Employee Training Records Available
☒	☐	Employee Training is Adequate	☒	☐	Universal Waste Managed Properly
☒	☐	Waste Disposal Records Available for Review	☒	☐	Waste Containers ☒ Closed ☒ Labeled
☒	☐	Emergency Contacts Current ☒ Updated today	☒	☐	Waste Containers in Good Condition
☒	☐	Chemical Inventory/Map Current ☒ Updated today			Permit Expires On 02/28/2017

CONSENT TO CONDUCT INSPECTION GRANTED BY: Tony Bowers TITLE: Fleet Maintenance Supervisor

INTRODUCTION:

ANNUAL UST MONITORING SYSTEM CERTIFICATION AND ROUTINE INSPECTION

A routine Certified Unified Program Agency (CUPA) compliance inspection was conducted at the City of Poway Fleet Maintenance Facility for the annual underground storage tank (UST) monitoring system (Veeder Root, VR TLS-350/122, below grade equipment, line leak detection, and spill bucket testing) certification and below grade inspection, and on-site management of hazardous materials and wastes. The scope of the inspection included the following: 1) UST requirements; 2) Hazardous Materials Business Plan (HMBP) requirements; 3) hazardous waste management requirements; 4) the California Environmental Reporting System (CERS). Consent to inspect was granted by Tony Bowers, Fleet Maintenance Supervisor; the annual monitoring system testing was conducted with Keegan Slatten of Jenal Engineering Corporation (ICC UST Service Tech certification exp. 4/25/16; VR Tech #B33106 exp. 2/21/18) and Jeff Orlando of Jenal Engineering Corp.

The following equipment/components were tested and certified during this inspection:

1. Liquid sensors - 2 annular (VR 420) sensors
2. 2 STP (VR 208) sensors (initiate positive shutdown)
3. 2 Fill (VR 208) sensors
4. 2 UDC (VR 208) sensors (initiate positive shutdown)
5. 2 tank overfill (Mag 1)
6. 2 MLLDs (Red Jacket)
7. 2 x 5 gal spill buckets
8. Fail Safe
9. Sensor Out

- Veeder Root setup and alarm history reviewed - no notable alarms in the last 12 months

VIOLATION # 1
2030003 (RD) Failure of the leak detection equipment to have an audible and visual alarm as required. 23 CCR 2632, 2634, 2636, 2666

Underground Storage Tanks: 19448

Classification: Class II

Observations:
The 87 ATG sump sensor, a VR 208, was tested (submerged in water) and failed to trigger an audible alarm.

Corrective Action Completed During Inspection:
Keegan Slater replaced the non-functioning VR 208 with a new VR 208 during the inspection. A signed sticker was affixed to the new sensor today.

VIOLATION # 2
2030019 Failure of the double wall pressurized piping in the under dispenser containment to be continuously monitored by a method that either shuts down the flow of product to the dispenser or activates an audible/visual alarm when a leak is detected. 23 CCR 2636(f)(1)

Underground Storage Tanks: 19448

Classification: Class II

Observations:
The Red Jacket MLLD on the 87 turbine pump failed to shut down the flow of product at the dispenser during testing.

Corrective Action Completed During Inspection:
Jeff Orlando installed a new LD-2000 MLLD on the 87 STP during the inspection. A signed tag/sticker was affixed to the new MLLD.

INSPECTION REMARKS:

- The following minor violations were corrected during the inspection:
    - This facility began using a 55 gallon drum of car wash/bug remover fluid called Squadron 6160 (mfr by Superior Cleaning Equipment, Inc); per the Safety Data Sheet (SDS) this fluid was noted as having less than 6% potassium hydroxide (KOH), and less than 6% non-petroleum based solvents, and the total pH for this chemical was indicated as 10.8; during the inspection I assisted Eric Heidemann, City of Poway Operations, with adding this item to the facility's Hazardous Material Inventory in CERS
    - I also assisted Eric Heidemann with re-certifying HMBP and other information for this facility and 4 other City of Poway facilities in CERS during this inspection (recertification was due by 3/3/16)
    - Site map was updated during the inspection
    - Emergency contacts updated - Pat Ryan, Operations (Secondary Emergency Contact) recently retired; replaced with Eric Heidemann as Secondary Emergency Contact for this facility in CERS
- EPA ID# CAL000036102 was active/current at time of inspection
- Uniform hazardous manifests for the last 3 years were available for review during the inspection
- Employee training records for the last 3 years were available for review during inspection; last training was conducted on 2/14/16
- The following UST records were reviewed during the inspection:

- UST Operating Permit, expires 5/23/2018
- Certificate of Financial Responsibility (CFR) - expires 4/23/16
- UST Monitoring Plan
- UST Monitoring Plot Plan
- Emergency Response Plan
- SB 989 (Secondary Containment Testing) reports - the next SB 989 test is due by 7/2/2017
- Designated Operator (DO) Notification/Certification form
- Monthly DO reports
- Employee training records

Helpful Websites:
• For guidance documents on hazardous materials-related topics,
go to: http://www.sandiegocounty.gov/content/sdc/deh/hazmat/hmd_publications.html
• For information on the California Environmental Reporting System (CERS),
go to: http://www.sandiegocounty.gov/content/sdc/deh/hazmat/hmd_cers.html
• If you have questions on: permit fees, business plan requirements, or hazardous waste regulations,
go to: http://www.sandiegocounty.gov/content/sdc/deh/hazmat.html
• To find out the latest San Diego County News and receive updates, subscribe to our govdelivery emails:
https://public.govdelivery.com/accounts/CASAND/subscriber/new

If you have any questions regarding this inspection, please contact Daniel LaPel ,619-778-2294, Daniel.LaPel@sdcounty.ca.gov

INSPECTION PHOTOS



87 ATG sump sensor identified as not functioning



Non-functioning 87 ATG sump sensor removed



Non-functioning MLLD identified and removed



Non-functioning, corroded Red Jacket MLLD removed



New LD-2000 MLLD installed

All regulated businesses are required by law to submit their Unified Program-related information and business updates online through the California Environmental Reporting System (CERS). For additional information about CERS, go to: http:// www.sandiegocounty.gov/deh/hazmat/hmd_cers.html

PRINTED NAME OF FACILITY REPRESENTATIVE **Tony Bowers**	SIGNATURE		DATE SIGNED **03/03/2016**
TITLE OF FACILITY REPRESENTATIVE **Fleet Maintenance Supervisor**			

COUNTY OF SAN DIEGO

COMPLIANCE INSPECTION REPORT
Handlers of Hazardous Materials and Small and Large Quantity Generators of Hazardous Waste

FACILITY NAME: * **CITY OF POWAY FLEET MAINTENANCE**

ADDRESS: * **14415 LAKE POWAY RD** CITY/ZIP: * **POWAY** **92064**

Each violation checked below is for the section(s) of the California Health and Safety Code (HSC), California Code of Regulations (CCR), or the San Diego County Code (SDCC) indicated in italics. Incorporated provisions of Title 40 of the Code of Federal regulations (CFR) are noted for reference. All violations must be corrected. Submit documentation of return to compliance to your Specialist. You may use the Corrective Action Form (HM-926) to document your return to compliance. Please call (858) 505-6880 or your Specialist if you have any questions. HMBP = Hazardous Materials Business Plan; CUPA = Certified Unified Program Agency; CERS = California Environmental Reporting System; SQG = Small Quantity Hazardous Waste Generator; LQG = Large Quantity Hazardous Waste Generator

Hazardous Materials Requirements

#	VIOLATION DESCRIPTION
☐	1010001 HMBP not established/ implemented. HSC 25505(a) and 25507(a)
☐	1010002 HMBP not submitted to the CUPA in CERS. HSC 25508(a)(1)(A); HSC 25404(e)(4); 27 CCR 15188(a), (d)
☐	1010003 Business Activities and/or Business Owner/Operator Identification not completed in CERS. 19 CCR 2729.2(a)(1); HSC 25404(e)(4)
☐	1010004 Chemical inventory incomplete or not submitted in CERS. HSC 25505(a)(1); 25506; 25507; and 25508(a)(1)(A)
☐	1010005 Site map not submitted in CERS or not sufficient. HSC 25505(a)(2) and 25508(a)(1)(A)
☐	1010006 HMBP not updated to reflect inventory changes or facility information. HSC 25508.1(a-e)
☐	1010007 HMBP not updated to reflect substantial change to the handler's operations. HSC 25508.1(f)
☐	1010008 HMBP not certified annually as complete and accurate in CERS. HSC 25508.2
☐	1010010 Emergency response procedures to mitigate a release or threatened release not adequate, not established or not submitted in CERS. HSC 25505(a)(3) and 25508(a)(1)(A)
☐	1010011 Failure to notify property owner in writing that the business is subject to the HMBP program. HSC 25505.1
☐	1010012 Failure to provide a copy of HMBP to the property owner within five working days upon request from property owner. HSC 25505.1
☐	1010014 Failure to submit emergency response plan in CERS, when not meeting agricultural handler exemption. HSC 25507.1(a) and 25508(a)(1)(A)
☐	1010015 Failure to submit employee training plan in CERS, when not meeting agricultural handler exemption. HSC 25507.1(a) and 25508(a)(1)(A)
☐	1010016 HMBP not established or submitted in CERS, when not meeting the remote site exemption. HSC 25507.2 and 25508(a)(1)(A)
☐	1020001 Employee training plan for hazardous materials management not adequate, not established or not submitted in CERS. HSC 25505(a)(4) and 25508(a)(1)(A)
☐	1020002 Initial and/or annual employee training not conducted for hazardous materials management and/or employee training records not available or not maintained for 3 years. HSC 25505(a)(4)
☐	1040001 Hazardous materials release or threatened release not reported to the CUPA and OES immediately upon discovery. HSC 25510(a)
☐	4010001 Failed to prepare and implement a written Spill Prevention Control and Countermeasures (SPCC) Plan in accordance with 40 CFR 112 (sec. 112.3). HSC 25270.4.5(a)
☐	HMD 1001 Unified Program Facility permit not obtained for hazardous materials. SDCC 68.905
☐	HMD 1005 Emergency contact not provided or current. HSC 25508.1(f)
☐	HMD 1007 Highly toxic gas (TLV<10 ppm) not disclosed. SDCC 68.1113(b)
☐	HMD 1008 Annual carcinogen/reproductive toxin list not submitted. SDCC 68.1113(c)
☐	HMD 1013 HMBP not readily available for review. HSC 25505(c)

Hazardous Waste Requirements for SQGs ONLY

☐	HMD 0226 Did not accumulate waste in a container or tank. (40 CFR 262.34(d)(2).) 22 CCR 66262.34(d)(2)
☐	HMD 0412 Failed to have an emergency coordinator on call or available during an emergency. (40 CFR 262.34(d)(5)(i).) 22 CCR 66262.34(d)(2)

Hazardous Waste Requirements for SQGs ONLY (continued)

#	VIOLATION DESCRIPTION
☐	3030007 Failed to properly label/date hazardous waste container and/or tank. 22 CCR 66262.34(f)
☐	3030010 Accumulated waste too long (>180 or 270 days) (>90 days for an acutely hazardous waste). (40 CFR 262.34(e) and (f).) HSC 25201(a); 22 CCR 66262.34(d)
☐	3030013 Failed to accumulate hazardous waste in a container that is in good condition. (40 CFR 262.34(d)(2); 265.171.) 22 CCR 66262.34(d)(2)
☐	3030015 Failed to accumulate or store hazardous waste in a lined/compatible container. (40 CFR 262.34(d)(2); 265.172) 22 CCR 66262.34(d)(2)
☐	3030017 Failed to properly close hazardous waste container(s). (40 CFR 262.34(d)(2); 265.173.) 22 CCR 66262.34(d)(2)
☐	3030019 Failed to inspect hazardous waste storage area at least weekly. (40 CFR 262.34(d)(2); 265.174.) 22 CCR 66262.34(d)(2)
☐	3030022 Failed to properly separate incompatible waste. (40 CFR 262.34(d)(2); 265.177.) 22 CCR 66262.34(d)(2)
☐	3030030 Failed to maintain and/or operate the facility to minimize the possibility of a fire, explosion, or any unplanned sudden or non-sudden release of hazardous waste or hazardous waste constituents. (40 CFR 262.34(d)(4), 265.31.) 22 CCR 66262.34(d)(2)
☐	3030036 Failed to maintain adequate aisle space. (40 CFR 262.34(d)(4); 265.35.) 22 CCR 66262.34(d)(2)
☐	3010022 Failed to post, next to the telephone, emergency information containing the location of emergency equipment, contact names, and numbers. (40 CFR 262.34(d)(5)(ii).) 22 CCR 66262.34(d)(2)
☐	3020001 Failed to ensure employees are trained for hazardous waste handling, compliance with regulations, and emergency response procedures. (40 CFR 262.34(d)(5)(iii).) 22 CCR 66262.34(d)(2)
☐	3030032 Failed to maintain or have emergency equipment, supplies, or equivalents. 1) An internal communication or alarm system; 2) A device, such as a telephone; 3) Portable fire extinguishers, fire control equipment, spill control equipment, and decontamination equipment; and 4) Water at adequate volume and pressure (40 CFR 262.34(d)(4); 265.32) 22 CCR 66262.34(d)(2)
☐	3030039 Failed to implement contingency plan during an emergency, spill/ release. (40 CFR 262.34(d)(5)(iv).) 22 CCR 66262.34(d)(2)

Hazardous Waste Tank Systems for SQGs ONLY

☐	3030024 Failed to maintain sufficient freeboard of 2 ft in uncovered tanks to prevent overtopping unless the tank is equipped with a containment structure, a drainage control system or a diversion structure with a capacity that equals or exceeds the volume of the top 2 ft of the tank. (40 CFR 62.34(d)(3); 265.201(b)(c).) 22 CCR 66262.34(d)(2)
☐	3030025 Failed to provide an overfill protection device on continuously fed hazardous waste tank. (40 CFR 262.34(d)(3); 265.201(b)(4).) 22 CCR 66262.34(d)(2)
☐	3030027 Failed to conduct daily tank inspection of the discharge system, monitoring equipment, and tank level. (40 CFR 265.201(c)(1), 265.201(c)(2), 265.201(c)(3), 262.34(d)(3).) 22 CCR 66262.34(d)(2)
☐	3030028 Failed to conduct weekly inspections of the construction materials, fixtures, and surrounding areas of the hazardous waste tank. (40 CFR 265.201(c)(4); 265.201(c)(5); 262.34(d)(3).) 22 CCR 66262.34(d)(2)
☐	3050007 Failed to properly decontaminate and document closure of a hazardous waste tank system. (40 CFR 265.201(f).) 22 CCR 67383.3
☐	HMD 1612 Hazardous waste improperly stored in a tank system causing leaks, corrosion, or failure. (40 CFR 265.201(b).) 22 CCR 66262.34(d)
☐	HMD 1614 Failed to pre-notify the CUPA in writing prior to closing a hazardous waste tank system. 22 CCR 67383.3(a)(1)
☐	HMD 1615 Failed to properly accumulate ignitable or reactive waste in a tank system. (40 CFR 265.201(g).) 22 CCR 66262.34(d)(2)

Hazardous Waste Requirements for SQGs and LQGs
RECORD KEEPING/OPERATIONAL REQUIREMENTS

#	VIOLATION DESCRIPTION
☐	3010001 Unified Program Facility (UPF) permit not obtained for the generation of hazardous waste. HSC 25404.1; SDCC 68.905
☐	3010029 The facility has not submitted complete and accurate facility information in CERS. HSC 25404(e)(4); 27 CCR 15188(b)
☐	3010002 Failed to obtain and/or maintain an active EPA ID. 22 CCR 66262.12
☐	3010008 Failed to properly complete a uniform hazardous waste manifest. 22 CCR 66262.23(a)
☐	3010009 Failed to complete the hazardous waste manifest Exception Requirement. 22 CCR 66262.42
☐	3010010 Failed to maintain uniform hazardous waste manifest, consolidated manifest, or bills of lading copies for 3 years. HSC 25160.2(b)(3), 25185(a)(4); 22 CCR 66262.40(a)
☐	3010011 Failed to send hazardous waste manifest copies to the Department of Toxic Substances Control (DTSC). 22 CCR 66262.23(a)(4)
☐	3010013 Failed to meet the consolidated manifesting requirements for waste shipment. HSC 25160.2; 22 CCR 66262.40(a)
☐	3010014 Failed to retain disposal records of spent lead batteries for 3 years. 22 CCR 66266.81(a)(4)(B)
☐	3030006 Failed to determine if a hazardous waste is restricted or prohibited from land disposal. 22 CCR 66268.7(a)
☐	3010016 Failure of recycler who recycles more than 100 kilograms per month of recyclable material under a claim that the material qualifies for exclusion or exemption to provide and submit in CERS the required information. HSC 25143.10(a), (c), and/or (d)
☐	HMD 0149 Failed to keep disposal receipts for drained used oil filters and/or drained fuel filters for 3 years. HSC 25250.22; 22 CCR 66266.130
☐	HMD 0148 Failed to have copies of analytical records, waste analysis records, and/or waste determination results for 3 years. 22 CCR 66262.40(c)
☐	HMD 0140 Failed to have Land Disposal Restriction documentation onsite for 3 years. 22 CCR 66268.7(a)(8)
☐	3250005 Failed to obtain a Treatment, Storage and Disposal Facility (TSDF) permit or authorization to store/treat/dispose of hazardous waste. HSC 25201(a)
☐	3050005 Failed to have adequate records demonstrating claim of exemption for Excluded Recyclable Materials. HSC 25143.2(f); 22 CCR 66261.2(g)
☐	3210001 Failed to notify the CUPA in CERS for onsite hazardous waste treatment/tiered permitting. HSC 25201(a)
☐	HMD 0138 Manifest signed by the TSDF not available for inspection. 22 CCR 66262.40(a)

Hazardous Waste Requirements for SQGs and LQGs
DISPOSAL AND TRANSPORTATION

☐	3010007 Failed to prepare a hazardous waste manifest for the transport of a waste for off-site transfer, treatment, storage, or disposal. HSC 25160(b)(1) or (2), 25160.2(b)(9); 22 CCR 66262.20(a)
☐	3030005 Failed to make a proper waste determination. 22 CCR 66262.11, 66262.40(c)
☐	3050001 Failed to use a California registered hazardous waste transporter to transport hazardous waste. HSC 25163(a); 22 CCR 66263.41
☐	3050002 Failed to properly dispose of hazardous waste at an authorized facility. HSC 25189.5(a); 25189(c),(d); 25189.2(c)
☐	3130002 Impermissible dilution of hazardous waste. 22 CCR 66268.3(a)
☐	HMD 0305 Disposed of used oil illegally. HSC 25250.5(a); 25189.5(a); 25189(c),(d); 25189.2(c)
☐	HMD 0306 Disposed of hazardous waste latex paint improperly. HSC 25217.1

Hazardous Waste Requirements for SQGs and LQGs
STORAGE AND HANDLING

#	VIOLATION DESCRIPTION
☐	3030001 Failed to meet requirements, when handling, and storing spent lead acid batteries. 22 CCR 66266.81(a)(1)
☐	3030003 Failed to properly manage 'damaged' spent lead acid batteries. 22 CCR 66266.81(b)
☐	3030004 Failed to properly manage, store, label, and/or recycle used oil filters and/or used fuel filters. HSC 25250.22; 22 CCR 66266.130
☐	3050004 Failed to properly manage contaminated used oil as a hazardous waste. HSC 25250.7(a), (c)
☐	HMD 0222 Failed to properly label Excluded Recyclable Materials (ERM). HSC 25143.9(a).
☐	HMD 0216 Failed to label hazardous material container within 10 days after the container was discovered to be mislabeled or inadequately labeled. HSC 25124(b)(3)(A); 22 CCR 66262.34(f)
☐	HMD 0217 Failed to repackage damaged/deteriorated hazardous material container within 96 hours. HSC 25124(b)(3)(B); 22 CCR 66262.34(f)
☐	HMD 0219 Failed to properly segregate used oil &/or fuel drained from filters. HSC 25250.22(b)(4); 22 CCR 66266.130(c)(6)
☐	HMD 0221 Failed to comply with hazardous waste satellite container regulation. 22 CCR 66262.34(e)
☐	HMD 0223 Failed to properly empty container, failed to manage non-empty container, or inner liner removed from a container. 22 CCR 66261.7(b), (d) and/or (r); 66262.34(f)
☐	HMD 0224 Failed to mark date on empty container larger than 5 gallons and/or manage it within one year. 22 CCR 66261.7(e),(f)

Universal Waste Handler Requirements

☐	3010004 Failed to obtain an EPA ID number from DTSC or US EPA prior to storing 5,000 kg or more of universal waste. 22 CCR 66273.32(a),(b)
☐	3020002 Failed to maintain universal waste handler training records for 3 years. 22 CCR 66273.36(c),(d)
☐	3020003 Failed to properly train handlers of universal waste in universal waste management and response procedures. 22 CCR 66273.36(a),(b)
☐	3030008 Failed to properly label or mark a universal waste (non-Conditionally Exempt Small Quantity Universal Waste Generator). 22 CCR 66273.34
☐	3030011 Failed to properly dispose of universal waste within one year. 22 CCR 66273.35(a) and/or (b)
☐	3030046 Failed to keep records of offsite universal waste (UW) shipment(s) available for inspection for 3 years. HSC 25185(a); 22 CCR 66273.39(c), (d)(2)
☐	3030051 Failed to meet the accumulation standards for universal waste aerosol containers and waste handling. HSC 25201.16(f)
☐	3040004 Failed to manage universal waste in a manner to prevent release(s) to the environment. 22 CCR 66273.33; 66273.33.5
☐	3050003 Disposal of universal waste (UW) to an unauthorized point. HSC 25189.5(a), 25189(c),(d); 25189.2(c); 22 CCR 66273.31(a)

VIOLATION REPORT: Each violation checked below is for the section(s) of the California Health and Safety Code (HSC), California Code of Regulations (CCR), or the San Diego County Code (SDCC) indicated in italics. All violations must be corrected. Submit documentation of return to compliance to your Specialist. You may use the Corrective Action Form (HM-926) to document your return to compliance. Please call (858) 505-6880 or your Specialist if you have any questions.

GENERAL PROGRAM REQUIREMENTS
UST System – File Records

#		VIOLATION DESCRIPTION
	☐	2030064 Failure to notify CUPA 48 hours prior to testing. 23 CCR 2637(f), 2638(e), 2643(g), 2644.1(a)(4)
	☐	2030021 Failure to obtain and maintain a valid operation permit from the CUPA. HSC 25284; 23 CCR 2712(i)
	☐	2030039 Failure to comply with one or more of the operating permit conditions. 23 CCR 2712; HSC 25299
	☐	2060001 Failure to submit as-built plans for the location and orientation of the tanks and appurtenant piping systems for new installations and/or with the permit application. 23 CCR 2635(c)(8), 2711(a)(8)
	☐	2010010 Failure to prepare, maintain, and submit accurate CUPA UST Operating Permit Application for Facility information and/or Tank information. HSC 25286(a); 23 CCR 2711
	☐	2010001 Failure to obtain and maintain a valid Board of Equalization account number. HSC 25286
	☐	2010007 Failure to submit and maintain complete and current Certification of Financial Responsibility or other mechanism of financial assurance. HSC 25292.2, 25299.30-25299.34; 23 CCR 2711; 2808.1, 2809-2809.2
	☐	2030037 Failure to submit, maintain, or implement an owner/operator written agreement. HSC 25284(a)(3); 23 CCR 2620(b)
	☐	2030033 Failure to maintain on site an approved monitoring plan. 23 CCR 2632, 2634, 2711, 2712(i)
	☐	2030046 Failure to submit, obtain approval, or maintain a complete/accurate response plan. 23 CCR 2632, 2634(e), 2641(h), 2712(i)
	☐	2030041 Failure to submit, obtain approval, or maintain a complete/accurate plot plan. 23 CCR 2632(d)(1)(C), 2711(a)(8)
	☐	2030002 (RD) Failure to test leak detection equipment as required every 12 months (VPH, sensor, LLD, ATG, etc.) and/or submit monitoring system certification to the CUPA within 30 days of completion of the test. 23 CCR 2638
1	☒	2030003 (RD) Failure of the leak detection equipment to have an audible and visual alarm as required. 23 CCR 2632, 2634, 2636, 2666
	☐	2060002 (RD) Failure to install an automatic tank gauging/continuous in tank leak detection monitoring system.; HSC 25292(a); 23 CCR 2643
	☐	2010003 The owner/operator has failed to designate an UST operator or to inform the CUPA or any change in the designated UST operator(s) within 30 days after a change. 23 CCR 2715(a)
	☐	2010009 Failure to submit a copy of the secondary containment test results to the CUPA within 30 days after the test. 23 CCR 2637(e)
	☐	2030048 Failure to comply with one or more of the following: conduct secondary containment testing, within six months of installation and every 3 months thereafter, conducted in accordance with proper practices, protocols, or test methods. 23 CCR 2637
	☐	2060016 Failure to conduct secondary containment testing at installation. 23 CCR 2637
	☐	2030034 Failure to properly affix tag/sticker on monitoring equipment being certified, repaired, or replaced. 23 CCR 2638(f)
	☐	2030044 Owner/operator deposited or allowed deposit of petroleum into a UST that has a red tag affixed to the fill pipe. 23 CCR 2717.1(f)
	☐	2060011 Failure of primary or integral secondary containment to be approved for use by independent testing organization. 23 CCR 2631(b)
	☐	2060013 Failure to test and pass the primary and secondary containment installation testing per manufacturers guidelines. 23 CCR 2636(e)
	☐	2030047 Failure to maintain secondary containment, as evidenced by failure of secondary containment testing. HSC 25290.1(c)(2), 25290.2(c)(2), 25291(a), 25292(e); 23 CCR 2662
	☐	2030061 (RD) Failure to record and/or report suspected or actual unauthorized release in appropriate time frame. HSC 29294, 29295
	☐	2010005 Failure to submit enhanced leak detection testing results to the board and the CUPA within 60 days of completion of the test. 23 CCR 2644.1(a)(5)
	☐	2030067 Failure to conduct the required enhanced leak detection testing for single walled UST systems located within 1,000 feet of a public drinking water well every 36 months. 23 CCR 2644.1(a)(3)

GENERAL PROGRAM REQUIREMENTS
UST System – File Records (continued)

#		VIOLATION DESCRIPTION
	☐	2030068 Failure to conduct the required enhanced leak detection testing for single and double walled UST systems located within 1,000 feet of a public drinking water well. HSC 25292.4, 25292.5
	☐	2060008 Failure to perform enhanced leak detection testing before the tank is placed in use. HSC 25290.1(j), 25290.2(i)
	☐	2030023 Failure of service technician, designated operator, installer, and/or employee to obtain and maintain a proper and current International Code Council certification. 23 CCR 2715
	☐	2030024 Failure of service technician, installer, and/or employee to obtain and maintain proper license. 23 CCR 2715
	☐	2030031 Failure of service technician, installer, designated operator, and/or employee to obtain and maintain proper manufacturer certification. 23 CCR 2715
	☐	2010008 (RD) Failure to maintain records of repairs, lining, and upgrades on site, or off site if approved by the CUPA, for the life of the underground storage tank and/or failure to maintain written monitoring and maintenance records on site, or off site if approved by the CUPA, for a period of 3 years, 6 ½ years for cathodic protection, and 5 years for written performance claims pertaining to release detection systems and calibration and maintenance records for such systems. 23 CCR 2712(b)
	☐	2030062 (RD) Leak detection equipment disabled or tampered with in a manner that would prevent the monitoring system from detecting and/or alerting the owner/operator of a leak. HSC 25299(a)(9)
	☐	2010006 Owner/operator made false statements, representation, or certification on an application, record, or other document. HSC 25299
	☐	2030043 (RD) Failure of the leak detection equipment to be properly programmed or properly operated. 23 CCR 2632, 2634, 2636, 2666
	☐	2010004 The owner/operator has failed to comply with one or more of the following: to maintain a copy of the designated operator monthly inspections for the last 12 months and/or maintain a list of trained employees on-site or off-site at a readily available location, if approved by the CUPA. 23 CCR 2715
	☐	2030010 Failure to notify the owner or operator of any condition discovered during the monthly visual inspection that may require follow-up actions. 23 CCR 2715(d)
	☐	2030011 Failure to submit statement of UST compliance and/or Designated Operator current certification. 23 CCR 2715(a), 2715(b)
	☐	2030012 Failure to comply with one or more of the following: provide training to facility employee(s) responsible for proper operation and maintenance every 12 months and/or train new employee(s) who are responsible for proper operation and maintenance within 30-days of hire and/or to have at least one employee present during operating hours that has been trained in the proper operation and maintenance of the UST system. 23 CCR 16 2715(c)(6), 2715(f)
	☐	2030013 Failure to comply with one or more of the designated operator monthly inspection requirements: failed to inspect the monthly alarm history report; attach a copy of the alarm history; failed to inspect for the presence of liquid or debris in the spill container/spill bucket and under dispenser containment; failed to inspect the under dispenser containment to ensure that monitoring equipment is placed in the proper position; failure to inspect for liquid or debris in the containment sump where an alarm occurred or for which there is no record of a service visit; or failure to check that all testing and maintenance has been completed and documented. 23 CCR 2715
	☐	2030015 Failure to demonstrate to the CUPA that the method approved to monitor the tank meets the monitoring methods set forth in 2643(f). 23 CCR 2643
	☐	2030066 Failure to take appropriate action to repair and retest any component of a single or double walled UST system that is leaking liquid or vapor which is discovered from an enhanced leak detection test for UST system located within 1,000 feet of a public drinking water well. HSC 6.7 25292.4(d), 25292.5(c)

UST Tank (DW/SW) Requirements

#	VIOLATION DESCRIPTION
☐	2030001 (RD) Failure to maintain leak detection alarm logs and/or maintain records of appropriate follow-up actions. 23 CCR 2632, 2634
☐	2030059 Failure to maintain UST system in accordance with exclusion/ exemption status. HSC 25281.6, 25283.5
☐	2060003 Failure to inspect at the installation site using an electric resistance holiday detector and repair if necessary before installation. 23 CCR 2635(a)(2)(B)
☐	2060005 Failure of the UST system to be designed and constructed with a monitoring system capable of detecting the entry of the hazardous substance stored in the primary containment into the secondary containment. HSC 29291(b)
☐	2060006 Failure of secondary containment piping to slope back to the collection sump. 23 CCR 2636
☐	2060007 Failure of non-integral secondary containment to be designed and constructed to an engineering specification approved by a registered professional engineer or in accordance with a nationally recognized industry core or engineering standard. 23 CCR 2631(d)
☐	2060010 (RD) Failure of the UST storing a hazardous substance to have secondary containment. HSC 25291
☐	2060019 Failure of the spill bucket to have a minimum capacity of five gallons. 23 CCR 2635(b), 2665
☐	2030007 Failure to submit and maintain documentation regarding positive statement of compatibility for UST system components. 23 CCR 2631(j)
☐	2030036 (RP) Failure of the overfill prevention system to meet one of the following requirements: 1. Alert the transfer operator when the tank is 90% full by restricting the flow into the tank or triggering an audible and visual alarm; or 2. Restrict delivery of flow to the tank at least 30m before the tank overfills, provided the restriction occurs when the tank is filled to no more than 95% of capacity; and activate an audible alarm at least 5m before the tank overfills; or 3. Provide positive shut-off of flow to the tank when the tank is filled to no more than 95% of capacity; or 4. Provide positive shut-off of flow to the tank so that none of the fittings located on the top of the tank are exposed to product due to overfilling. 23 CCR 2635(b)(2), 2665
☐	2060020 (RP) Failure to comply with one or more of the following: failure to install a spill bucket, have a functional drain valve or other method for the removal of liquid from the spill bucket/spill container, and/or be resistant to galvanic corrosion. 23 CCR 2635(b), 2665
☐	2030008 Failure to maintain under dispenser containment, sumps, and/or other secondary containment in good condition and/or free of debris/liquid. HSC 25290.1, 25290.2, 25291
☐	2060015 (RD) Failure of sensor to be located in the proper position/location. 23 CCR 2630(d), 2641(a)
☐	2030016 (RD) Failure to continuously monitor the interstitial space of the tank, piping and/or sumps such that the leak detection activates an audible/ visual alarm when a leak is detected. 23 CCR 2631(g), 2632(c)(2)(A)&(B), 2633(c), 2636(f)
☐	2030017 Failure to maintain all product piping outside the dispenser to be fail-safe & shut down the pump when a leak is detected and the monitoring system shuts down the pump or flow restriction occurs when a leak is detected in the under dispenser containment. 23 CCR 2636(f)(5)
2	☒ 2030019 Failure of the double wall pressurized piping in the under dispenser containment to be continuously monitored by a method that either shuts down the flow of product to the dispenser or activates an audible/visual alarm when a leak is detected. 23 CCR 2636(f)(1)
☐	2030022 Failure to conduct groundwater and/or vadose zone monitoring as required. 23 CCR 2647, 2648
☐	2030028 Failure to complete one or more of the requirements of tank lining, including but not limited to: submit proper written tank lining certification to the CUPA within 30 days of completion of the inspection, perform tank integrity test and/or vacuum test following lining, employ proper coatings expert and/or special inspector. 23 CCR 2663
☐	2030029 (RP) Failure to inspect a steel tank which has been lined or repaired using the interior lining method within 10 years of lining and every 5 years after. 23 CCR 2663
☐	2060024 UST system is not made of or lined with materials that are compatible with the substance stored in the underground storage tank system. 23 CCR 2631.1
☐	2030040 (RD) Failure to maintain secondarily contained piping to allow liquid in the event of a leak to drain into sump (i.e. failure to remove test boot, pipe swelling). 23 CCR 2630(d), 2641(a)

UST Tank (DW/SW) Requirements (continued)

#	VIOLATION DESCRIPTION
☐	2030060 Failure to maintain entry fitting such that it properly seals to the containment. 23 CCR 2630, 2635(d), 2636(c), 2666
☐	2030055 Failure to test the spill bucket annually. HSC 25284.2
☐	2060022 Failure of UST system installed on or after July 1, 2003 and before July 1, 2004 to comply with one or more of the following: be designed and constructed with a monitoring system capable of detecting the entry of the hazardous substance stored in the primary containment into the secondary containment and/or capable of detecting water intrusion into the secondary containment. HSC 25290.2(d)
☐	2030065 (RD) Failure to maintain the interstitial space under constant vacuum, pressure, or hydrostatic such that a breach in the primary or secondary containment is detected before the liquid or vapor phase of the hazardous substance stored in the UST tank is released into the environment. (Product Tight) HSC 25290.1(e)
☐	2060023 Failure of a UST system installed on or after July 1, 2004 to be designed and constructed so as to detect the entry of the liquid or vapor-phase of the hazardous substance stored in the primary containment into the secondary containment and capable of detecting water intrusion into the secondary containment. HSC 25290.1(d)

UST Tank (SW) Requirements

☐	2030005 (RD) Option 1: Failure to conduct the 0.2 gallon per hour continuous in tank leak detection test. 23 CCR 2643(b)(5)
☐	2030006 (RD) Option 1: Failure to conduct the monthly 0.2 gallon per hour automatic tank gauging test on a single wall tank and/or failure of the automatic tank gauge to generate and print a hard copy of the monthly 0.2 gallons per hour test. 23 CCR 2643(b)(1)
☐	2030056 Option 2: Failure to submit the annual statistical inventory reconciliation (SIR) Report to the CUPA. 23 CCR 2646.1(j)
☐	2030057 (RD) Option 2: When statistical inventory reconciliation results indicate failure or inconclusive, owner/operator failed to complete one or more of the following: notify CUPA of a possible release within 24 hours; submit copy of the report to the CUPA within 10 days; inspect records for errors and physically inspect the UST system within 24 hours; have meters recalibrated within 48 hours of receipt of report. 23 CCR 2646.1(d)
☐	2030058 (RD) Option 2: Failure to meet one or more of the requirements of SIR, including but not limited to: measurements taken daily, calculated monthly, capable of detecting a 0.2 gallon per hour release, conduct a tank integrity test every two years, conduct piping and or tank test within 15 days of receipt of two successive SIR reports which are inconclusive or which indicate a possible release and/or calibrate dispenser meters annually. CCR 2646.1
☐	2030030 (RD) Option 3: Weekly gauging not being performed in according to the required specifications. 23 CCR 2645
☐	2030004 (RD) Option 4: Failure of the automatic tank gauge to test the tank at least once per month when the product level in the tank is at least three feet and shall be capable of detecting a release of 0.1 gallons per hour. 23 CCR 2643(b)(2)

UST Pressurized Piping (DW) Requirements

#	VIOLATION DESCRIPTION
☐	2030018 (RD) Failure of the double wall pressurized piping in the turbine sump to be continuously monitored with a system that activates an audible and visual alarm or restricts or stops flow at dispenser when a leak is detected. 23 CCR 2636(f)(1)
☐	2030025 (RD) Failure of the pressurized piping to meet one or more of the following requirements: monitored at least hourly with the capability of detecting a release of 3.0 gallons per hour, and will restrict the flow or product through the piping or trigger an alarm when a release occurs. 23 CCR 2636(f)(2)
☐	2030026 Failure of line leak detector to detect a leak and/or failure of audible and visual alarm. 23 CCR 2636(f)(2)
☐	2060014 Failure to install leak detection equipment correct for the type of system. HSC 25290.1; 23 CCR 2638
☐	2060012 (RD) Failure to install line leak detector on pressurized piping system. HSC 25290.1(h), 25290.2(g), 25291(f), 2529
☐	2030042 (RD) Option 1: Failure to perform and/or pass the annual line integrity test for pressurized piping that does not utilize fail safe or shut down. 23 CCR 2636(f)(4)
☐	2030020 (RD) Option 3: Failure to conduct daily visual inspections each time the tank is operated, but not less than monthly, and maintain a log of inspection results for review of the CUPA. HSC 25281.5(b)(3)

UST Pressurized Piping (SW) Requirements

☐	2060018 (RP) Failure to demonstrate that existing single wall pressurized pipe containing motor vehicle fuel is constructed of glass fiber reinforced plastic, cathodically protected steel, or steel clad with glass reinforced plastic. HSC 25292(e)(2); 23 CCR 2666(b)
☐	2030027 (RD) Failure of pump shut down when a leak is detected or when line leak detector is disconnected. 23 CCR 2666(c)
☐	2060017 Failure to install an automatic line leak detector capable of shutting off the pump when a release occurs, fails, or is disconnected. 23 CCR 2666(c)
☐	2030052 (RD) Option 3: Failure to monitor pressurized pipe containing motor vehicle fuel at least hourly at any pressure and either perform 0.2 gallon per hour monthly line integrity test or perform 0.1 gallon per hour annual line integrity test. 23 CCR 2641(a), 2643
☐	2030053 (RD) Option 3: Piping fails to meet one or more of the following requirements: below grade piping sloped to drain back into storage tank if the suction is released, only one check valve on the piping located directly below the suction pump, and inspection method which readily demonstrates compliance. 23 CCR 2636(a)(3) 2641(b)

UST Piping (SW) Requirements – Conventional Suction

☐	2030050 (RD) Failure to conduct 0.1 gallon per hour piping integrity test every three years. 23 CCR 2643(d)
☐	2030049 Failure to conduct daily monitoring for air in the pipe and log results. 23 CCR 2643(d)

UST Piping (SW) Requirements – Gravity

☐	2030051 Failure to conduct piping integrity test or overfill integrity test every two years. 23 CCR 2643(e)

UST System – Cathodic Protection Requirements

#	VIOLATION DESCRIPTION
☐	2030009 (RP) Failure to inspect the impressed-current system every 60 calendar days and/or failure to have corrosion protection equipment turned on and functioning properly and/or failure to inspect the impressed-current system within six months of installation and at least every three years thereafter and/or failure to test sacrificial anodes once every three years in accordance with the manufacturer's instructions. 23 CCR 2635
☐	2060004 (RP) Failure to install corrosion protection for USTs and/or failure of the field-installed cathodic protection system to meet the consensus standards. 23 CCR 2635(a)(2)(A)

UST System – Closure

☐	2030063 (RD) Failure to comply with temporary closure requirements. HSC 25298; 23 CCR 2670, 2671
☐	2030038 UST system was abandoned or not properly closed, or failure to comply with all permanent closure requirements. HSC 25298; 23 CCR 2670, 2672

COUNTY OF SAN DIEGO

CORRECTIVE ACTION FORM TO DOCUMENT RETURN TO COMPLIANCE

FACILITY NAME: **CITY OF POWAY FLEET MAINTENANCE**
ADDRESS: **14415 LAKE POWAY RD**
CITY/ZIP: **POWAY** /**92064**

INSPECTION DATE: **03/03/2016**
RECORD ID #: **DEH2002-HUPFP-105397**
SPECIALIST: **Daniel LaPel**
INSPECTION CONTACT: **Tony Bowers**
TITLE: **Fleet Maintenance Supervisor**
PHONE: **(858) 668-4745**
E-MAIL: **tbowers@poway.org**

VIOL#	DATE CORRECTED	INDICATE HOW VIOLATIONS WERE CORRECTED (Attach Any Supporting Documentation)	DUE DATE
#1 2030003	03/03/2016	Corrected during inspection	04/02/2016
#2 2030019	03/03/2016	Corrected during inspection	04/02/2016

I certify under penalty of law that this facility has corrected all violations marked on the Compliance Inspection Report/Notice of Violation. I have personally examined and am familiar with the information submitted and believe the information is true, accurate and complete. I am authorized to file this certification for the facility, and am aware that there are significant penalties for submitting false information.

PRINTED NAME OF FACILITY REPRESENTATIVE	SIGNATURE		DATE SIGNED
TITLE OF FACILITY REPRESENTATIVE			

SEND COMPLETED FORM AND SUPPORTING DOCUMENTATION TO THE ADDRESS LISTED BELOW

COUNTY OF SAN DIEGO USE ONLY

REVIEWED BY: _____ DATE: _____

SPECIALIST'S COMMENTS:

☐ All violations noted on date listed above were corrected

☐ Based On Information Provided By The Facility ☐ RTC entered by Specialist on: _____

☐ Based On Field Verification By Specialist ☐ RTC entered by Office Assistant on: _____

Department of Environmental Health, Hazardous Materials Division, P.O. Box 129261, San Diego, CA 92112-9261
http://www.sdcdeh.org 858-505-6880

County of San Diego

DEPARTMENT OF ENVIRONMENTAL HEALTH-HAZARDOUS MATERIALS DIVISION
P.O. BOX 129261, SAN DIEGO, CA 92112-9261
(858) 505-6880 1-800-253-9933 FAX (858) 505-6848;

UNDERGROUND STORAGE TANK MONITORING SYSTEM CERTIFICATION

Authority Cited: Chapter 6.7, Health and Safety Code; Chapter 16, Division 3, Title 23, California Code of Regulations

This form must be used to document installation, testing and servicing of monitoring equipment. A separate certification or report must be prepared for each monitoring system control panel by the technician who performs the work. A copy of this form must be provided to the tank system owner/operator. The owner/operator must submit a copy of this form to the local agency regulating UST systems within 30 days of test date.

Plan Check Number: **Permit Number: 105397**

A. General Information

Facility Name: City of Poway Bldg. No.:

Site Address: 14415 Lake Poway Rd. City: Poway Zip: 92064-

Facility Contact Person: Tony Bowers Contact Phone No.: (858) 668-4745 x

Make/Model of Monitoring System: Veeder-Root TLS 350 Date of Testing/Servicing: 03-Mar-16

B. Inventory of Equipment Tested/Certified: Check the appropriate boxes to indicate specific equipment installed/ inspected serviced:

Tank ID: T-1 87 Unleaded ☒ In-Tank Gauging Probe Model: 864390-107 ☒ Annular Space or Vault Sensor Model: 794390-420 ☒ Piping Sump / Trench Sensor(s) Model: 794380-208 ☒ Fill Sump Sensor(s) Model: 794380-208 ☒ Mechanical Line Leak Detector Model: Red Jacket FX ☐ Electronic Line Leak Detector Model: ☐ Tank Overfill / High-Level Sensor Model: ☐ Other (specify equipment type and model in Section E on Page 2).	**Tank ID**: T-2 Diesel ☒ In-Tank Gauging Probe Model: 864390-107 ☒ Annular Space or Vault Sensor Model: 794390-420 ☒ Piping Sump / Trench Sensor(s) Model: 794380-208 ☒ Fill Sump Sensor(s) Model: 794380-208 ☒ Mechanical Line Leak Detector Model: Red Jacket FX ☐ Electronic Line Leak Detector Model: ☐ Tank Overfill / High-Level Sensor Model: ☐ Other (specify equipment type and model in Section E on Page 2).
Tank ID: ☐ In-Tank Gauging Probe Model: ☐ Annular Space or Vault Sensor Model: ☐ Piping Sump / Trench Sensor(s) Model: ☐ Fill Sump Sensor(s) Model: ☐ Mechanical Line Leak Detector Model: ☐ Electronic Line Leak Detector Model: ☐ Tank Overfill / High-Level Sensor Model: ☐ Other (specify equipment type and model in Section E on Page 2).	**Tank ID**: ☐ In-Tank Gauging Probe Model: ☐ Annular Space or Vault Sensor Model: ☐ Piping Sump / Trench Sensor(s) Model: ☐ Fill Sump Sensor(s) Model: ☐ Mechanical Line Leak Detector Model: ☐ Electronic Line Leak Detector Model: ☐ Tank Overfill / High-Level Sensor Model: ☐ Other (specify equipment type and model in Section E on Page 2).
Dispenser ID: #1/2 ☒ Dispenser Containment Sensor(s). Model: 794380-208 ☒ Shear Valve(s). ☐ Dispenser Containment Float(s) and Chain(s).	**Dispenser ID**: #3/4 ☒ Dispenser Containment Sensor(s). Model: 794380-208 ☒ Shear Valve(s). ☐ Dispenser Containment Float(s) and Chain(s).
Dispenser ID: ☐ Dispenser Containment Sensor(s). Model: ☐ Shear Valve(s). ☐ Dispenser Containment Float(s) and Chain(s).	**Dispenser ID**: ☐ Dispenser Containment Sensor(s). Model: ☐ Shear Valve(s). ☐ Dispenser Containment Float(s) and Chain(s).
Dispenser ID: ☐ Dispenser Containment Sensor(s). Model: ☐ Shear Valve(s). ☐ Dispenser Containment Float(s) and Chain(s).	**Dispenser ID**: ☐ Dispenser Containment Sensor(s). Model: ☐ Shear Valve(s). ☐ Dispenser Containment Float(s) and Chain(s).

*If the facility contains more tanks or dispensers, copy this form. Include information for every tank and dispenser at the facility.

C. Certification - I certify that the equipment identified in this document was installed/inspected/serviced in accordance with the manufacturers' guidelines. Attached to this Certification is information (e.g. manufacturers' checklists) necessary to verify that this information is correct and a Plot Plan showing the layout of monitoring equipment. For any equipment capable of generating such reports, I have also attached a copy of the report *(check all that apply)*: ☒ Copy of the report ☒ System set-up ☒ Alarm history report

Technician Name (print): Keegan Slatten

Signature: Keegan Slatten

Certification No.: B33106 License No.: 602806-A

Testing Company Name: Jenal Engineering Corporation Phone No.: (619) 697-2200 x

Testing Company Address: P O Box 459 Lemon Grove, CA 91946-0459 Date of Testing/Servicing: 3-Mar-16

D. Results of Testing/Servicing

Permit Number:

Software Version Installed:

Complete the following checklist:

☒ Yes	☐ No*	Is the audible alarm operational?
☒ Yes	☐ No*	Is the visual alarm operational?
☒ Yes	☐ No*	Were all sensors visually inspected, functionally tested, and confirmed operational?
☒ Yes	☐ No*	Were all sensors installed at lowest point of secondary containment and positioned so that other equipment will not interfere with their proper operation?
☐ Yes	☐ No* ☒ N/A	If alarms are relayed to a remote monitoring station, is all communications equipment (e.g. modem) operational?
☒ Yes	☐ No* ☐ N/A	For pressurized piping systems, does the turbine automatically shut down if the piping secondary containment monitoring system detects a leak, fails to operate, or is electrically disconnected? If yes: which sensors initiate positive shutdown? *(Check all that apply)* ☒ Sump/Trench Sensors; ☒ Dispenser Containment Sensors. Did you confirm positive shutdown due to leaks and sensor failure/disconnection? ☒ Yes; ☐ No.
☒ Yes	☐ No* ☐ N/A	For tank systems that utilize the monitoring system as the primary tank overfill warning device (i.e. no mechanical overfill prevention valve is installed), is the overfill warning alarm visible and audible at the tank fill point(s) and operating properly? If so, at what percent of tank capacity does the alarm trigger? 90%
☒ Yes*	☐ No	Was any monitoring equipment replaced? If yes, identify specific sensors, probes, or other equipment replaced and list the manufacturer name and model for all replacement parts in Section E, below.
☐ Yes*	☒ No	Was liquid found inside any secondary containment systems designed as dry systems? *(Check all that apply)* ☐ Product; ☐ Water. If yes, describe causes in Section E, below.
☒ Yes	☐ No*	Was monitoring system set-up reviewed to ensure proper settings? Attach set up reports, if applicable
☒ Yes	☐ No*	Is all monitoring equipment operational per manufacturer's specifications?

*** In Section E below, describe how and when these deficiencies were or will be corrected.**

E. Comments (500 characters max. add additional sheets if needed):

L-2 sensor 794380-208 was replaced in ATG sump, while inspector was on site.

UNDERGROUND STORAGE TANK MONITORING SYSTEM CERTIFICATION

F. In-Tank Gauging / SIR Equipment: **Permit Number:** 105397

☐ Check this box if tank gauging is used only for inventory control

☐ Check this box if no tank gauging or SIR equipment is installed

This section must be completed if in-tank gauging equipment is used to perform leak detection monitoring.

Complete the following checklist:

☒ Yes	☐ No*	Has all input wiring been inspected for proper entry and termination, including testing for ground faults?
☒ Yes	☐ No*	Were all tank gauging probes visually inspected for damage and residue buildup?
☒ Yes	☐ No*	Was accuracy of system product level readings tested?
☒ Yes	☐ No*	Was accuracy of system water level readings tested?
☒ Yes	☐ No*	Were all probes reinstalled properly?
☒ Yes	☐ No*	Were all items on the equipment manufacturer's maintenance checklist completed?

*** In Section H below, describe how and when these deficiencies were or will be corrected.**

G. Line Leak Detectors (LLD): ❑ Check this box if LLDs are not installed.

Complete the following checklist:

☒ Yes	☐ No* ☐ N/A	For equipment start-up or annual equipment certification, was a leak simulated to verify LLD performance? *(Check all that apply)* Simulated leak rate: ❑ 3 g.p.h.; ❑ 0.1 g.p.h. ; ❑ 0.2 g.p.h.
☐ Yes	☒ No*	Were all LLDs confirmed operational and accurate within regulatory requirements?
☒ Yes	☐ No*	Was the testing apparatus properly calibrated?
☒ Yes	☐ No* ☐ N/A	For mechanical LLDs, does the LLD restrict product flow if it detects a leak?
☐ Yes	☐ No* ☒ N/A	For electronic LLDs, does the turbine automatically shut off if the LLD detects a leak?
☐ Yes	☐ No* ☒ N/A	For electronic LLDs, does the turbine automatically shut off if any portion of the monitoring system is disabled or disconnected?
☐ Yes	☐ No* ☒ N/A	For electronic LLDs, does the turbine automatically shut off if any portion of the monitoring system malfunctions or fails a test?
☐ Yes	☐ No* ☒ N/A	For electronic LLDs, have all accessible wiring connections been visually inspected?
☒ Yes	☐ No*	Were all items on the equipment manufacturer's maintenance checklist completed?

*** In Section H below, describe how and when these deficiencies were or will be corrected.**

H. Comments (500 characters max. add additional sheets if needed):

87 Leak detector replaced while inspector was on site, with a Vaporless LD2000 leak detector.

I. Results of Vacuum/Pressure Monitoring Equipment Testing

This page should be used to document testing and servicing of vacuum and pressure interstitial sensors. A copy of this form must be included with the Monitoring System Certification Form, which must be provided to the tank system owner/operator. The owner/operator must submit a copy of the Monitoring System Certification Form to the local agency regulating UST systems within 30 days of test date.

	Model: N/A	**System Type:** ☐ Pressure; ☐ Vacuum

	Component(s) Monitored by this Sensor: **N/A**	
	Sensor Functionality Test Result: ☐ Pass; ☐ Fail	Interstitial Communication Test Result: ☐ Pass; ☐ Fail
	Component(s) Monitored by this Sensor:	
	Sensor Functionality Test Result: ☐ Pass; ☐ Fail	Interstitial Communication Test Result: ☐ Pass; ☐ Fail
	Component(s) Monitored by this Sensor:	
	Sensor Functionality Test Result: ☐ Pass; ☐ Fail	Interstitial Communication Test Result: ☐ Pass; ☐ Fail
	Component(s) Monitored by this Sensor:	
	Sensor Functionality Test Result: ☐ Pass; ☐ Fail	Interstitial Communication Test Result: ☐ Pass; ☐ Fail
	Component(s) Monitored by this Sensor:	
	Sensor Functionality Test Result: ☐ Pass; ☐ Fail	Interstitial Communication Test Result: ☐ Pass; ☐ Fail
	Component(s) Monitored by this Sensor:	
	Sensor Functionality Test Result: ☐ Pass; ☐ Fail	Interstitial Communication Test Result: ☐ Pass; ☐ Fail
	Component(s) Monitored by this Sensor:	
	Sensor Functionality Test Result: ☐ Pass; ☐ Fail	Interstitial Communication Test Result: ☐ Pass; ☐ Fail
	Component(s) Monitored by this Sensor:	
	Sensor Functionality Test Result: ☐ Pass; ☐ Fail	Interstitial Communication Test Result: ☐ Pass; ☐ Fail
	Component(s) Monitored by this Sensor:	
	Sensor Functionality Test Result: ☐ Pass; ☐ Fail	Interstitial Communication Test Result: ☐ Pass; ☐ Fail

How was interstitial communication verified?
☐ Leak Introduced at Far End of Interstitial Space;[1] ☐ Gauge; ☐ Visual Inspection; ☐ Other *(Describe in Sec. J, below)*

Was vacuum/pressure restored to operating levels in all interstitial spaces? ☐ Yes ☐ No *(If no, describe in Sec. J, below)*

J. Comments (500 characters max. add additional sheets if needed):

Not applicable, this site is SB989 compliant, not a 2481 site.

[1] If the sensor successfully detects a simulated vacuum/pressure leak introduced in the interstitial space at the furthest point from the sensor, vacuum/pressure has been demonstrated to be communicating throughout the interstice.

UNDERGROUND STORAGE TANK MONITORING SYSTEM CERTIFICATION

Permit Number:

UST Monitoring Site Plan

Site Address: 14415 Lake Poway Road, Poway, CA 92064

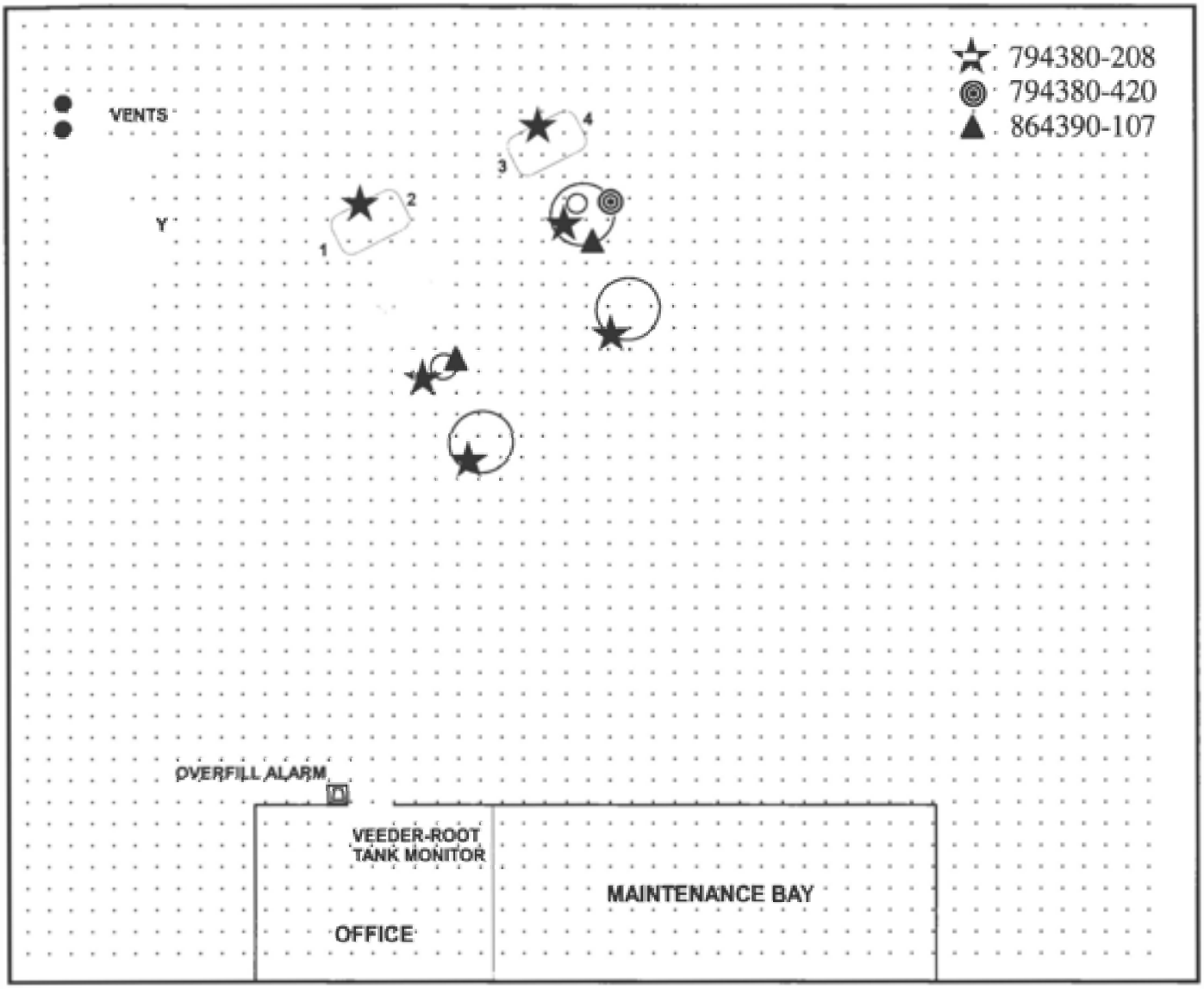

Date map was drawn: 3-Mar-15

Instructions

If you already have a diagram that shows all requir ed information, you may include it, rather than this page, with your Monitoring System Certification. On your site plan, show the general layout of tanks and piping. Clearly identify locations of the following equipment, if installed: monitoring system control panels; sensors monitoring tank annular spaces, sumps, dispenser pans, spill containers, or other secondary containment areas; mechanical or electronic line leak detectors; and in-tank l iquid level probes (if used for leak detection). In the space provided, note the date this Site Plan was prepared.

Spill Bucket Testing Report Form

This form is intended for use by contractors performing annual testing of UST spill containment structures. The completed form and printouts from tests (if applicable), should be provided to the facility owner/operator for submittal to the local regulatory agency.

1. FACILITY INFORMATION

Facility	City of Poway	Date of Testing:	3/3/2016
Facility Address:	14415 Lake Poway Rd.		
Facility Contact:	Fred Campbell	Phone:	(858) 668-4759
Date Local Agency Was Notified of Testing :	2/12/16		
Name of Local Agency Inspector *(if present during testing)*:	Daniel LePen		

2. TESTING CONTRACTOR INFORMATION

Company Name:	Jenal Engineering Corporation				
Technician Conducting Test:	Keegan Slatten				
Credentials[1]:	CSLB Contractor	X	ICC Service Tech.	SWRCB Tank Tester	Other *(Specify)*
License Number(s):	602806 Class A				

3. SPILL BUCKET TESTING INFORMATION

Test Method Used:	Hydrostatic	Vacuum	X Other	SD County Approved Lake Test
Test Equipment Used: Visual			Equipment Resolution: visual	

Identify Spill Bucket *(By Tank Number, Stored Product, etc.)*	**1. Unleaded**	**2. Diesel**		
Bucket Installation Type:	**Contained in Sump**	**Contained in Sump**		
Bucket Diameter:	10.5"	10.5"		
Bucket Depth:	10"	10"		
Wait time between applying vacuum/water and start of test:	30 Minutes	30 Minutes		
Test Start Time (T_I):	7:30	7:30		
Initial Reading (R_I):	8 ¼"	8 ½"		
Test End Time (T_F):	8:30	8:30		
Final Reading (R_F):	8 ¼"	8 ½"		
Test Duration ($T_F - T_I$):	1 Hour	1 Hour		
Change in Reading ($R_F - R_I$):	0.00	0.00		
Pass/Fail Threshold or Criteria:	+/- 0.0"	+/- 0.0"		
Test Result:	**Pass**	**Pass**		

Comments – *(include information on repairs made prior to testing, and recommended follow-up for failed tests)*

CERTIFICATION OF TECHNICIAN RESPONSIBLE FOR CONDUCTING THIS TESTING

I hereby certify that all the information contained in this report is true, accurate, and in full compliance with legal requirements.

Technician's Signature: Keegan Slatten Date: 3/3/2016

[1] State laws and regulations do not currently require testing to be performed by a qualified contractor. However, local requirements may be more stringent.

ALARM HISTORY REPORT

----- SYSTEM ALARM -----
PAPER OUT
MAR 3, 2016 6:34 AM
PRINTER ERROR
MAR 3, 2016 6:34 AM
BATTERY IS OFF
JAN 1, 1996 8:00 AM
SYS SECURITY WARNING
MAR 16, 2011 9:16 AM

* * * * * END * * * * * *

ALARM HISTORY REPORT

---- IN-TANK ALARM -----

T 1:UNLEADED

HIGH WATER ALARM
FEB 5, 2003 3:25 PM

OVERFILL ALARM
MAR 3, 2016 7:20 AM
MAR 12, 2015 7:28 AM
MAR 13, 2014 7:45 AM

LOW PRODUCT ALARM
MAR 14, 2012 7:48 AM

HIGH PRODUCT ALARM
JAN 28, 2003 2:20 PM

INVALID FUEL LEVEL
MAR 3, 2016 7:12 AM
MAR 14, 2012 7:47 AM

PROBE OUT
MAR 3, 2016 7:20 AM
MAR 3, 2016 7:12 AM
MAR 12, 2015 7:28 AM

HIGH WATER WARNING
FEB 5, 2003 3:25 PM
JAN 28, 2003 2:25 PM

DELIVERY NEEDED
MAR 14, 2012 7:48 AM
MAR 16, 2011 9:47 AM
MAR 29, 2004 11:03 AM

MAX PRODUCT ALARM
JAN 28, 2003 2:20 PM

LOW TEMP WARNING
MAR 3, 2016 7:21 AM
MAR 17, 2010 12:13 PM
MAR 4, 2008 9:32 AM

* * * * * END * * * * * *

ALARM HISTORY REPORT

---- IN-TANK ALARM -----

T 2:DIESEL

OVERFILL ALARM
MAR 3, 2016 7:10 AM
MAR 12, 2015 7:26 AM
MAR 13, 2014 7:47 AM

LOW PRODUCT ALARM
MAY 17, 2012 7:11 AM
MAR 4, 2008 9:25 AM
FEB 5, 2003 3:22 PM

HIGH PRODUCT ALARM
JAN 28, 2003 2:15 PM

INVALID FUEL LEVEL
MAR 14, 2013 7:36 AM
MAY 17, 2012 7:11 AM
FEB 5, 2003 3:22 PM

PROBE OUT
MAR 3, 2016 7:11 AM
MAR 3, 2016 7:09 AM
MAR 12, 2015 7:26 AM

DELIVERY NEEDED
MAY 17, 2012 7:08 AM
MAR 4, 2008 9:25 AM
MAR 13, 2007 10:55 AM

LOW TEMP WARNING
MAR 3, 2016 7:10 AM
MAR 17, 2010 12:16 PM
MAR 25, 2009 9:37 AM

* * * * * END * * * * * *

ALARM HISTORY REPORT

----- SENSOR ALARM -----
L 1:87 TURBINE SUMP
STP SUMP
SENSOR OUT ALARM
MAR 3, 2016 7:22 AM

FUEL ALARM
MAR 3, 2016 7:14 AM

SENSOR OUT ALARM
MAR 12, 2015 7:32 AM

* * * * * END * * * * * *

ALARM HISTORY REPORT

----- SENSOR ALARM -----
L 2:87 ATG SUMP
MONITOR WELL
FUEL ALARM
MAR 3, 2016 7:56 AM

FUEL ALARM
MAR 3, 2016 7:42 AM

SENSOR OUT ALARM
MAR 3, 2016 7:41 AM

* * * * * END * * * * * *

ALARM HISTORY REPORT

----- SENSOR ALARM -----
L 3:87 FILL SUMP
PIPING SUMP
SENSOR OUT ALARM
MAR 3, 2016 7:22 AM

FUEL ALARM
MAR 3, 2016 7:17 AM

SENSOR OUT ALARM
MAR 12, 2015 7:32 AM

* * * * * END * * * * *

* * * * * END * * * * *

ALARM HISTORY REPORT

----- SENSOR ALARM -----
L 6:DIESEL TURBINE SUMP
STP SUMP
SENSOR OUT ALARM
MAR 3, 2016 7:22 AM

FUEL ALARM
MAR 3, 2016 7:07 AM

SENSOR OUT ALARM
MAR 12, 2015 7:32 AM

ALARM HISTORY REPORT

----- SENSOR ALARM -----
L 8:DIESEL ANNULAR
ANNULAR SPACE
SENSOR OUT ALARM
MAR 3, 2016 7:22 AM

FUEL ALARM
MAR 3, 2016 7:09 AM

SENSOR OUT ALARM
MAR 12, 2015 7:32 AM

* * * * * END * * * * *

ALARM HISTORY REPORT

----- SENSOR ALARM -----
L 4:87 ANNULAR
ANNULAR SPACE
SENSOR OUT ALARM
MAR 3, 2016 7:22 AM

FUEL ALARM
MAR 3, 2016 7:19 AM

SENSOR OUT ALARM
MAR 12, 2015 7:32 AM

* * * * * END * * * * *

* * * * * END * * * * *

ALARM HISTORY REPORT

----- SENSOR ALARM -----
L 7:DIESEL FILL SUMP
PIPING SUMP
SENSOR OUT ALARM
MAR 3, 2016 7:22 AM

FUEL ALARM
MAR 3, 2016 7:07 AM

SENSOR OUT ALARM
MAR 12, 2015 7:32 AM

ALARM HISTORY REPORT

----- SENSOR ALARM -----
L 9:DISPENSER 3-4
DISPENSER PAN
SENSOR OUT ALARM
MAR 3, 2016 7:22 AM

FUEL ALARM
MAR 3, 2016 7:10 AM

SENSOR OUT ALARM
MAR 12, 2015 7:32 AM

* * * * * END * * * * *

ALARM HISTORY REPORT

----- SENSOR ALARM -----
L 5:DISPENSER 1-2
DISPENSER PAN
SENSOR OUT ALARM
MAR 3, 2016 7:22 AM

FUEL ALARM
MAR 3, 2016 7:18 AM

SENSOR OUT ALARM
MAR 12, 2015 7:32 AM

* * * * * END * * * * *

CITY OF POWAY
14415 LAKE POWAY RD
POWAY, CA, 92064
C03106171205004

MAR 3, 2016 6:30 AM

SYSTEM STATUS REPORT

ALL FUNCTIONS NORMAL

IN ENTORY REPORT

T 1:UNLEADED
VOLUME = 2966 GALS
ULLAGE = 3106 GALS
90% ULLAGE= 2498 GALS
TC VOLUME = 2941 GALS
HEIGHT = 45.16 INCHES
WATER VOL = 0 GALS
WATER = 0.00 INCHES
TEMP = 71.6 DEG F

T 2:DIESEL
VOLUME = 2846 GALS
ULLAGE = 1183 GALS
90% ULLAGE= 790 GALS
TC VOLUME = 2830 GALS
HEIGHT = 61.20 INCHES
WATER VOL = 0 GALS
WATER = 0.00 INCHES
TEMP = 72.1 DEG F

* * * * * END * * * * *

SOFTWARE REVISION LEVEL
VERSION 122.00
SOFTWARE# 346122-100-A
CREATED = 01.10.16.09.35

NO SOFTWARE MODULE
SYSTEM FEATURES:
PERIODIC IN-TANK TESTS
ANNUAL IN-TANK TESTS

SYSTEM SETUP

MAR 3, 2016 6:31 AM

SYSTEM UNITS
U.S.
SYSTEM LANGUAGE
ENGLISH
SYSTEM DATE/TIME FORMAT
MON DD YYYY HH:MM:SS xM

CITY OF POWAY
14415 LAKE POWAY RD
POWAY, CA, 92064
C03106171205004

SHIFT TIME 1 : 6:00 AM
SHIFT TIME 2 : DISABLED
SHIFT TIME 3 : DISABLED
SHIFT TIME 4 : DISABLED

TANK PER TST NEEDED WRN
DISABLED
TANK ANN TST NEEDED WRN
DISABLED

LINE RE-ENABLE METHOD
PASS LINE TEST

LINE PER TST NEEDED WRN
DISABLED
LINE ANN TST NEEDED WRN
DISABLED

PRINT TC VOLUMES
ENABLED

TEMP COMPENSATION
VALUE (DEG F): 60.0
STICK HEIGHT OFFSET
DISABLED

H-PROTOCOL DATA FORMAT
HEIGHT
DAYLIGHT SAVING TIME
ENABLED
START DATE
MAR WEEK 3 SUN
START TIME
2:00 AM
END DATE
NOV WEEK 2 SUN
END TIME
2:00 AM

RE-DIRECT LOCAL PRINTOUT
DISABLED

EURO PROTOCOL PREFIX
8

COMMUNICATIONS SETUP

PORT SETTINGS:

COMM BOARD : 1 (RS-232)
BAUD RATE : 9600
PARITY : NONE
STOP BIT : 1 STOP
DATA LENGTH: 8 DATA
RS-232 SECURITY
CODE : DISABLED

COMM BOARD : 2 (RS-232)
BAUD RATE : 9600
PARITY : NONE
STOP BIT : 1 STOP
DATA LENGTH: 8 DATA
RS-232 SECURITY
CODE : DISABLED

AUTO TRANSMIT SETTINGS:

AUTO LEAK ALARM LIMIT
DISABLED
AUTO HIGH WATER LIMIT
DISABLED
AUTO OVERFILL LIMIT
DISABLED
AUTO LOW PRODUCT
DISABLED
AUTO THEFT LIMIT
DISABLED
AUTO DELIVERY START
DISABLED
AUTO DELIVERY END
DISABLED
AUTO EXTERNAL INPUT ON
DISABLED
AUTO EXTERNAL INPUT OFF
DISABLED
AUTO SENSOR FUEL ALARM
DISABLED
AUTO SENSOR WATER ALARM
DISABLED
AUTO SENSOR OUT ALARM
DISABLED

RS-232 END OF MESSAGE
DISABLED

IN-TANK SETUP

T 1:UNLEADED
PRODUCT CODE : 1
THERMAL COEFF : .000700
TANK DIAMETER : 92.00
TANK PROFILE : 4 PTS
FULL VOL : 6072
69.0 INCH VOL : 4885
46.0 INCH VOL : 3036
23.0 INCH VOL : 1187

FLOAT SIZE: 4.0 IN.

WATER WARNING : 1.5
HIGH WATER LIMIT: 3.0

MAX OR LABEL VOL: 6072
OVERFILL LIMIT : 90%
: 5464
HIGH PRODUCT : 95%
: 5768
DELIVERY LIMIT : 15%
: 910

LOW PRODUCT : 300
LEAK ALARM LIMIT: 99
SUDDEN LOSS LIMIT: 99
TANK TILT : 0.00
PROBE OFFSET : 0.00

MANIFOLDED TANKS
T#: NONE

LEAK MIN PERIODIC: 50%
: 3036

LEAK MIN ANNUAL : 50%
: 3036

PERIODIC TEST TYPE
STANDARD

ANNUAL TEST FAIL
ALARM DISABLED

PERIODIC TEST FAIL
ALARM DISABLED

GROSS TEST FAIL
ALARM DISABLED

ANN TEST AVERAGING: OFF
PER TEST AVERAGING: OFF

TANK TEST NOTIFY: OFF

TNK TST SIPHON BREAK:OFF

DELIVERY DELAY : 3 MIN
PUMP THRESHOLD : 10.00%

T 2:DIESEL
PRODUCT CODE : 2
THERMAL COEFF : .000450
TANK DIAMETER : 92.00
TANK PROFILE : 4 PTS
FULL VOL : 4029
69.0 INCH VOL : 3241
46.0 INCH VOL : 2014
23.0 INCH VOL : 788

FLOAT SIZE: 4.0 IN.

WATER WARNING : 1.5
HIGH WATER LIMIT: 3.0

MAX OR LABEL VOL: 4029
OVERFILL LIMIT : 90%
: 3626
HIGH PRODUCT : 95%
: 3827
DELIVERY LIMIT : 15%
: 604

LOW PRODUCT : 200
LEAK ALARM LIMIT: 99
SUDDEN LOSS LIMIT: 99
TANK TILT : 0.00
PROBE OFFSET : 0.00

MANIFOLDED TANKS
T#: NONE

LEAK MIN PERIODIC: 50%
: 2014

LEAK MIN ANNUAL : 50%
: 2014

PERIODIC TEST TYPE
STANDARD

ANNUAL TEST FAIL
ALARM DISABLED

PERIODIC TEST FAIL
ALARM DISABLED

GROSS TEST FAIL
ALARM DISABLED

ANN TEST AVERAGING: OFF
PER TEST AVERAGING: OFF

TANK TEST NOTIFY: OFF

TNK TST SIPHON BREAK:OFF

DELIVERY DELAY : 3 MIN
PUMP THRESHOLD : 10.00%

LEAK TEST METHOD

TEST ON DATE : ALL TANK
JAN 1, 1996
START TIME : DISABLED
TEST RATE : 0.20 GAL/HR
DURATION : 2 HOURS

TST EARLY STOP:DISABLED

LEAK TEST REPORT FORMAT
NORMAL

LIQUID SENSOR SETUP

L 1:87 TURBINE SUMP
TRI-STATE (SINGLE FLOAT)
CATEGORY : STP SUMP

L 2:87 ATG SUMP
TRI-STATE (SINGLE FLOAT)
CATEGORY : MONITOR WELL

L 3:87 FILL SUMP
TRI-STATE (SINGLE FLOAT)
CATEGORY : PIPING SUMP

L 4:87 ANNULAR
TRI-STATE (SINGLE FLOAT)
CATEGORY : ANNULAR SPACE

L 5:DISPENSER 1-2
TRI-STATE (SINGLE FLOAT)
CATEGORY : DISPENSER PAN

L 6:DIESEL TURBINE SUMP
TRI-STATE (SINGLE FLOAT)
CATEGORY : STP SUMP

L 7:DIESEL FILL SUMP
TRI-STATE (SINGLE FLOAT)
CATEGORY : PIPING SUMP

L 8:DIESEL ANNULAR
TRI-STATE (SINGLE FLOAT)
CATEGORY : ANNULAR SPACE

L 9:DISPENSER 3-4
TRI-STATE (SINGLE FLOAT)
CATEGORY : DISPENSER PAN

OUTPUT RELAY SETUP
- - - - - - - - - - - - - -

R 1:UNLEADED SHUTDOWN
TYPE:
  STANDARD
NORMALLY CLOSED

IN-TANK ALARMS
 T 1:HIGH WATER ALARM
 T 1:LOW PRODUCT ALARM

LIQUID SENSOR ALMS
 L 1:FUEL ALARM
 L 2:FUEL ALARM
 L 3:FUEL ALARM
 L 4:FUEL ALARM
 L 5:FUEL ALARM
 L 1:SENSOR OUT ALARM
 L 2:SENSOR OUT ALARM
 L 3:SENSOR OUT ALARM
 L 4:SENSOR OUT ALARM
 L 5:SENSOR OUT ALARM

R 2:DIESEL SHUTDOWN
TYPE:
  STANDARD
NORMALLY CLOSED

IN-TANK ALARMS
 T 2:HIGH WATER ALARM
 T 2:LOW PRODUCT ALARM

LIQUID SENSOR ALMS
 L 6:FUEL ALARM
 L 7:FUEL ALARM
 L 8:FUEL ALARM
 L 9:FUEL ALARM
 L 6:SENSOR OUT ALARM
 L 7:SENSOR OUT ALARM
 L 8:SENSOR OUT ALARM
 L 9:SENSOR OUT ALARM

R 3:OVERFILL
TYPE:
  STANDARD
NORMALLY OPEN

IN-TANK ALARMS
 ALL:OVERFILL ALARM
 ALL:HIGH PRODUCT ALARM
 ALL:MAX PRODUCT ALARM

RECONCILIATION SETUP
- - - - - - - - - - - - - -

AUTOMATIC DAILY CLOSING
TIME: 2:00 AM

PERIODIC RECONCILIATION
MODE: MONTHLY

TEMP COMPENSATION
STANDARD

BUS SLOT FUEL METER TANK
- - - - - - - - - - - - - -
TANK MAP EMPTY

DEH2002-HUPFP-105397

COUNTY OF SAN DIEGO - UNDERGROUND STORAGE TANK SECONDARY CONTAINMENT TESTING REPORT FORM

This form is intended for use by contractors performing initial & periodic testing of UST secondary containment systems. Use the appropriate pages of this form to report results for all components tested. The completed form, written test procedures, and printouts from tests (if applicable), must be provided to the facility owner/operator for submittal to the County of San Diego Department of Environmental Health Hazardous Materials Division UST Group.

Establishment Number: 104469 **Plan Check Number:** _____

1. FACILITY INFORMATION

Facility Name:	City of Poway Operations Yard	Date of Testing:	6/14/2017
Facility Address:	14415 Lake Poway Road Poway, CA 92064		**Test Type:**
Facility Contact:	Tony Bower	Phone: (858) 668-4745	☐ Initial
Date Local Agency Was Notified of Testing:	5/1/2017		☐ 6 month
Name of Local Agency Inspector *(if present during testing)*:	None		☒ 36 month

2. TESTING CONTRACTOR INFORMATION

Company Name:	Jenal Engineering Corporation		
Technician Conducting Test:	Keegan Slatten		
Credentials:	☒ CSLB Licensed Contractor	☐ SWRCB Licensed Tank Tester	
License Type:	A	License Number: 602806, Hazmat 4257	

Manufacturer	Manufacturer Training Component(s)	Date Training Expires
INCON TS-STS	9245003702 (Keegan Slatten)	8/27/2017

3. SUMMARY OF TEST RESULTS

Component	Pass	Fail	Not Tested	Repairs Made	Component	Pass	Fail	Not Tested	Repairs Made
(T-1) RUL – Annular	☒	☐	☐	☐	(T-1) RUL – Spill Overfill Box Fill	☐	☐	☒	☐
(T-2) Diesel – Annular	☒	☐	☐	☐	(T-1) RUL – Spill Overfill Box Vapor	☐	☐	☒	☐
(T-1) RUL – Secondary Piping	☒	☐	☐	☐	(T-2) Diesel – Spill Overfill Box Fill	☐	☐	☒	☐
(T-2) Diesel – Secondary Piping	☒	☐	☐	☐	Vent Containment box	☒	☐	☐	☐
(T-1) RUL – Vapor Secondary Piping	☒	☐	☐	☐		☐	☐	☐	☐
(T-1) RUL – Vent Secondary Piping	☒	☐	☐	☐		☐	☐	☐	☐
(T-2) Diesel – Vent Secondary Piping	☒	☐	☐	☐		☐	☐	☐	☐
(T-1) RUL – Piping Sump	☒	☐	☐	☐		☐	☐	☐	☐
(T-2) Diesel – Piping Sump	☒	☐	☐	☐		☐	☐	☐	☐
Dispenser #1/2 UDC	☒	☐	☐	☐		☐	☐	☐	☐
Dispenser #3/4 UDC	☒	☐	☐	☐		☐	☐	☐	☐
(T-1) RUL – Fill Sump	☒	☐	☒	☐		☐	☐	☐	☐
(T-2) Diesel – Fill Sump	☒	☐	☐	☐		☐	☐	☐	☐

If hydrostatic testing was performed, describe what was done with the water after completion of tests:

All rinse aid was drummed and left on site.

CERTIFICATION OF TECHNICIAN RESPONSIBLE FOR CONDUCTING THIS TESTING

To the best of my knowledge, the facts stated in this document are accurate and in full compliance with legal requirements

Technician's Signature: Keegan Slatten Date: 6/14/2017

RECEIVED
JUN 19 2017
ENVIRONMENTAL HEALTH

4. TANK ANNULAR TESTING

Test Method Developed By:	☒ Tank Manufacturer ☒ Industry Standard ☐ Professional Engineer ☐ Other *(Specify)*			
Test Method Used:	☐ Pressure ☒ Vacuum ☐ Hydrostatic ☐ Other *(Specify)*			
Test Equipment Used: MARSH P0105 PNEUMATIC GAUGE			Equipment Resolution: +/- .05% F.S.	
	Tank #1 (Gas)	**Tank #2 (Diesel)**		
Is Tank Exempt From Testing?[1]	☐ Yes ☒ No	☐ Yes ☒ No	☐ Yes ☐ No	☐ Yes ☐ No
Tank Capacity:	**6,000 Gallons**	**4,000 Gallons**		
Tank Material:	**Steel/Fiberglass**	**Steel/Fiberglass**		
Tank Manufacturer:	**Joor**	**Joor**		
Product Stored:	**Gasoline**	**Diesel**		
Wait time between applying pressure/vacuum/water and starting test:	**30 Minutes.**	**30 Minutes.**		
Test Start Time:	**8:45**	**8:45**		
Initial Reading (R_I):	**15.0"hg**	**15.0"hg**		
Test End Time:	**9:45**	**9:45**		
Final Reading (R_F):	**15.0"hg**	**15.0"hg**		
Test Duration:	**1 Hour**	**1 Hour**		
Change in Reading (R_F-R_I):	**0" hg vac**	**0" hg vac**		
Pass/Fail Threshold or Criteria:	**+/- 0.00**	**+/- 0.00**		
Test Result:	☒ **Pass** ☐ **Fail**	☒ **Pass** ☐ **Fail**		
Was sensor removed for testing?	☒ Yes ☐ No ☐ NA	☒ Yes ☐ No ☐ NA		
Was sensor properly replaced and verified functional after testing?	☒ Yes ☐ No ☐ NA	☒ Yes ☐ No ☐ NA		

Comments – *(include information on repairs made prior to testing, & recommended follow-up for failed tests)*

[1] Secondary containment systems where the continuous monitoring automatically monitors both the primary and secondary containment, such as systems that are hydrostatically monitored or under constant vacuum, are exempt from periodic containment testing. {California Code of Regulations, Title 23, Section 2637(a)(6)}

DEH2002-HUPFP-105397

5. SECONDARY PIPE TESTING

Test Method Developed By:	☒ Piping Manufacturer	☐ Industry Standard	☐ Professional Engineer	☐ Other *(Specify)*
Test Method Used:	☒ Pressure	☐ Vacuum	☐ Hydrostatic	☐ Other *(Specify)*
Test Equipment Used: MARSH P0140 PNEUMATIC GAUGE			Equipment Resolution: +/- .05% F.S.	

	Piping Run #(T-1) RUL	Piping Run #(T-2) Dsl	RUL Vapor Line	RUL Vent Line
Piping Material:	Fiberglass	Fiberglass	Fiberglass	Fiberglass
Piping Manufacturer:	A. O. Smith	A. O. Smith	A. O. Smith	A. O. Smith
Piping Diameter:	3" over 2"	3" over 2"	4" over 3"	3" over 2"
Length of Piping Run:	28'	18'	28'	50'
Product Stored:	Gasoline	Diesel	Gasoline	N/A/Vapor
Method and location of piping-run isolation:	At turbine & in dispenser	At turbine & in dispenser	At turbine & in dispenser	At turbine sump & vent risers
Wait time between applying pressure/vacuum/water and starting test:	15 Minutes	15 Minutes	15 Minutes	15 Minutes
Test Start Time:	9:50	9:50	9:50	10:55
Initial Reading (R_I):	5.0psi	5.0psi	5.0psi	5.0psi
Test End Time:	10:50	10:50	10:50	11:55
Final Reading (R_F):	5.0psi	5.0psi	5.0psi	5.0psi
Test Duration:	1 Hour	1 Hour	1 Hour	1 Hour
Change in Reading (R_F-R_I):	0.00	0.00	0.00	0.00
Pass/Fail Threshold or Criteria:	+/-0.00	+/-0.00	+/-0.00	+/-0.00
Test Result:	☒ Pass ☐ Fail	☒ Pass ☐ Fail	☒ Pass ☐ Fail	☒ Pass ☐ Fail

Comments – *(include information on repairs made prior to testing, and recommended follow-up for failed tests)*

DEH2002-HUPFP-105397

5. SECONDARY PIPE TESTING

Test Method Developed By:	☒ Piping Manufacturer ☐ Industry Standard ☐ Professional Engineer ☐ Other *(Specify)*			
Test Method Used:	☒ Pressure ☐ Vacuum ☐ Hydrostatic ☐ Other *(Specify)*			
Test Equipment Used: MARSH P0140 PNEUMATIC GAUGE			Equipment Resolution: +/- .05% F.S.	
	Diesel Vent Line			
Piping Material:	**Fiberglass**			
Piping Manufacturer:	**A. O. Smith**			
Piping Diameter:	**3" over 2"**			
Length of Piping Run:	**45'**			
Product Stored:	**N/A/Vapor**			
Method and location of piping-run isolation:	**At turbine sump & vent risers**			
Wait time between applying pressure/vacuum/water and starting test:	**15 Minutes**			
Test Start Time:	**10:55**			
Initial Reading (R_I):	**5.0psi**			
Test End Time:	**11:55**			
Final Reading (R_F):	**5.0psi**			
Test Duration:	**1 Hour**			
Change in Reading (R_F-R_I):	**0.00**			
Pass/Fail Threshold or Criteria:	**+/-0.00**			
Test Result:	☒ **Pass** ☐ **Fail**			

Comments – *(include information on repairs made prior to testing, and recommended follow-up for failed tests)*

6. PIPING SUMP TESTING

Test Method Developed By:	☐ Sump Manufacturer ☒ Industry Standard ☐ Professional Engineer ☐ Other *(Specify)*			
Test Method Used:	☐ Pressure ☐ Vacuum ☒ Hydrostatic ☐ Other *(Specify)*			
Test Equipment Used: INCON TS-STS			Equipment Resolution: +/- .0001	
	Sump #1 – RUL	**Sump #2 – DSL**		
Sump Diameter:	**48"**	**48"**		
Sump Depth:	**29.25"**	**28"**		
Sump Material:	**Fiberglass**	**Fiberglass**		
Height from Tank Top to Top of Highest Piping Penetration:	**10.5"**	**10"**		
Height from Tank Top to Lowest Electrical Penetration:	**6"**	**2.5"**		
Condition of sump prior to testing:	**Fair**	**Fair**		
Portion of Sump Tested[2]	**Approx. 50 %**	**Approx. 50 %**		
Does turbine shut down when sump sensor detects liquid (both product and water)?*	☒ Yes ☐ No ☐ NA	☒ Yes ☐ No ☐ NA		
Turbine shutdown response time				
Is system programmed for fail-safe shutdown?*	☒ Yes ☐ No ☐ NA	☒ Yes ☐ No ☐ NA		
Was fail-safe verified to be operational?*	☒ Yes ☐ No ☐ NA	☒ Yes ☐ No ☐ NA		
Wait time between applying pressure/vacuum/water and starting test:	**30 Minutes**	**30 Minutes**		
Test Start Time:	**8:57**	**8:57**		
Initial Reading (R_I):	**5.8362**	**4.3221**		
Test End Time:	**9:13**	**9:13**		
Final Reading (R_F):	**5.8360**	**4.3217**		
Test Duration:	**15 minutes**	**15 minutes**		
Change in Reading (R_F-R_I):	**-.0002**	**-0.0004**		
Pass/Fail Threshold or Criteria:	**+/- .0020**	**+/- .0020**		
Test Result:	☒ **Pass** ☐ **Fail**	☒ **Pass** ☐ **Fail**		
Was sensor removed for testing?	☒ Yes ☐ No ☐ NA	☒ Yes ☐ No ☐ NA		
Was sensor properly replaced and verified functional after testing?	☒ Yes ☐ No ☐ NA	☒ Yes ☐ No ☐ NA		

Comments – *(include information on repairs made prior to testing, and recommended follow-up for failed tests)*

[2] If the entire depth of the sump is not tested, specify how much was tested. If the answer to any of the questions indicated with an asterisk (*) is "NO" or "NA", the entire sump must be tested. (See SWRCB LG-160)

7. UNDER-DISPENSER CONTAINMENT (UDC) TESTING

Test Method Developed By:	☒ UDC Manufacturer	☒ Industry Standard	☐ Professional Engineer	☐ Other *(Specify)*
Test Method Used:	☐ Pressure	☐ Vacuum	☒ Hydrostatic	☐ Other *(Specify)*
Test Equipment Used: INCON TS-STS			Equipment Resolution: +/- .0001	

	UDC #1/2	UDC #3/4	Vent Box	
UDC Manufacturer:	Bravo	Bravo	Bravo	
UDC Material:	Fiberglass	Fiberglass	Fiberglass	
UDC Depth:	29.25"	29.25"	24"	
Height from UDC Bottom to Top of Highest Piping Penetration:	12.5"	12.5"	13"	
Height from UDC Bottom to Lowest Electrical Penetration:	4"	4"	N/A	
Condition of UDC prior to testing:	Good	Good	Good	
Portion of UDC Tested[3]	Approx. 80 %	Approx. 80 %	Approx. 50%	
Does turbine shut down when UDC sensor detects liquid (both product and water)?*	☒ Yes ☐ No ☐ NA	☒ Yes ☐ No ☐ NA	N/A	
Turbine shutdown response time	1 Second	1 Second	N/A	
Is system programmed for fail-safe shutdown?*	☒ Yes ☐ No ☐ NA	☒ Yes ☐ No ☐ NA	N/A	
Was fail-safe verified to be operational?*	☒ Yes ☐ No ☐ NA	☒ Yes ☐ No ☐ NA	N/A	
Wait time between applying pressure/vacuum/water and starting test	30 Minutes	30 Minutes	30 Minutes	
Test Start Time:	9:34	10:21	10:57	
Initial Reading (R_I):	6.2982	4.3547	3.9512	
Test End Time:	9:49	10:36	11:12	
Final Reading (R_F):	6.2987	4.3545	3.9505	
Test Duration:	15 Minutes	15 Minutes	15 Minutes	
Change in Reading (R_F-R_I):	+.0005	-.0002	-.0007	
Pass/Fail Threshold or Criteria:	+/- .0020	+/- .0020	+/- .0020	
Test Result:	☒ Pass ☐ Fail	☒ Pass ☐ Fail	☒ Pass ☐ Fail	
Was sensor removed for testing?	☒ Yes ☐ No ☐ NA	☒ Yes ☐ No ☐ NA	☐ Yes ☒ No ☒ NA	
Was sensor properly replaced and verified functional after testing?	☒ Yes ☐ No ☐ NA	☒ Yes ☐ No ☐ NA	☐ Yes ☒ No ☒ NA	

Comments – *(include information on repairs made prior to testing, and recommended follow-up for failed tests)*

[3] If the entire depth of the UDC is not tested, specify how much was tested. If the answer to any of the questions indicated with an asterisk (*) is "NO" or "NA", the entire UDC must be tested. (See SWRCB LG-160)

8. FILL RISER CONTAINMENT SUMP TESTING

Facility is Not Equipped With Fill Riser Containment Sumps ☐				
Fill Riser Containment Sumps are Present, but were Not Tested ☐				
Test Method Developed By:	☒ Sump Manufacturer ☒ Industry Standard ☐ Professional Engineer ☐ Other *(Specify)*			
Test Method Used:	☐ Pressure ☐ Vacuum ☒ Hydrostatic ☐ Other *(Specify)*			
Test Equipment Used: INCON TS-STS			Equipment Resolution: +/- .0001	
	Sump #1 – RUL	**Sump #2 – DSL**		
Sump Diameter:	**48"**	**48"**		
Sump Depth:	**37"**	**36"**		
Height from Tank Top to Top of Highest Piping Penetration:	**N/A**	**N/A**		
Height from Tank Top to Lowest Electrical Penetration:	**4"**	**4"**		
Condition of sump prior to testing:	**Fair**	**Fair**		
Portion of Sump Tested	**Approx. 50 %**	**Approx. 50 %**		
Sump Material:	**Fiberglass**	**Fiberglass**		
Wait time between applying pressure/vacuum/water and starting test:	**30 minutes**	**30 minutes**		
Test Start Time:	**8:57**	**9:34**		
Initial Reading (R_I):	**1.3250**	**1.1123**		
Test End Time:	**9:13**	**9.49**		
Final Reading (R_F):	**1.3251**	**1.1120**		
Test Duration:	**15 Minutes**	**15 Minutes**		
Change in Reading (R_F-R_I):	**+.0001**	**-.0003**		
Pass/Fail Threshold or Criteria:	**+/- .002**	**+/- .002**		
Test Result:	☒ **Pass** ☐ **Fail**	☒ **Pass** ☐ **Fail**	☐ **Pass** ☐ **Fail**	
Is there a sensor in the sump?	☒ Yes ☐ No ☐ NA	☒ Yes ☐ No ☐ NA	☐ Yes ☐ No ☐ NA	
Does the sensor alarm when either product or water is detected?	☒ Yes ☐ No ☐ NA	☒ Yes ☐ No ☐ NA	☐ Yes ☐ No ☐ NA	
Was sensor removed for testing?	☒ Yes ☐ No ☐ NA	☒ Yes ☐ No ☐ NA	☐ Yes ☐ No ☐ NA	
Was sensor properly replaced and verified functional after testing?	☒ Yes ☐ No ☐ NA	☒ Yes ☐ No ☐ NA	☐ Yes ☐ No ☐ NA	

Comments – *(include information on repairs made prior to testing, and recommended follow-up for failed tests)*

9. SPILL/OVERFILL CONTAINMENT BOXES

Facility is Not Equipped With Spill/Overfill Containment Boxes ☐				
Spill/Overfill Containment Boxes are Present, but were Not Tested ☐				
Test Method Developed By:	☒ Spill Bucket Manufacturer	☒ Industry Standard	☐ Professional Engineer	☐ Other *(Specify)*
Test Method Used:	☐ Pressure	☐ Vacuum	☒ Hydrostatic	☐ Other *(Specify)*
Test Equipment Used: INCON TS-STS			Equipment Resolution: +/- .0001	

Bucket Diameter:				
Bucket Depth:				
Wait time between applying pressure/vacuum/water and starting test:				
Test Start Time:				
Initial Reading (R_I):				
Test End Time:				
Final Reading (R_F):				
Test Duration:				
Change in Reading (R_F-R_I):				
Pass/Fail Threshold or Criteria:				
Test Result:				

Comments -- *(include information on repairs made prior to testing, and recommended follow-up for failed tests)*

Not tested as a part of this three-year cycle SB989 testing.
Spill buckets are witness tested during annual TMC.

Send Completed Form to:
County of San Diego, Department of Environmental Health, Hazardous Materials Division
UST Group
P.O. Box 129261
San Diego CA 92112-9261

DEH2002-HUPFP-105397

CITY OF POWAY
14415 LAKE POWAY RD

06/14/2017 11:12 AM

SUMP LEAK TEST REPORT

VENTBOX

TEST STARTED	10:57 AM
TEST STARTED	06/14/2017
BEGIN LEVEL	3.9512 IN
END TIME	11:12 AM
END DATE	06/14/2017
END LEVEL	3.9505 IN
LEAK THRESHOLD	0.002 IN
TEST RESULT	PASSED ✓

CITY OF POWAY
14415 LAKE POWAY RD

06/14/2017 9:13 AM

SUMP LEAK TEST REPORT

DIE STP

TEST STARTED	8:57 AM
TEST STARTED	06/14/2017
BEGIN LEVEL	4.3221 IN
END TIME	9:13 AM
END DATE	06/14/2017
END LEVEL	4.3217 IN
LEAK THRESHOLD	0.002 IN
TEST RESULT	PASSED ✓

87 FILL

TEST STARTED	8:57 AM
TEST STARTED	06/14/2017
BEGIN LEVEL	1.3250 IN
END TIME	9:13 AM
END DATE	06/14/2017
END LEVEL	1.3251 IN
LEAK THRESHOLD	0.002 IN
TEST RESULT	PASSED ✓

87 STP

TEST STARTED	8:57 AM
TEST STARTED	06/14/2017
BEGIN LEVEL	5.8362 IN
END TIME	9:13 AM
END DATE	06/14/2017
END LEVEL	5.8360 IN
LEAK THRESHOLD	0.002 IN
TEST RESULT	PASSED ✓

DEH2002-HUPFP-105397

CITY OF POWAY
14415 LAKE POWAY RD

06/14/2017 8:55 AM

SUMP LEVEL REPORT

SUMP DIE FIL	2.132 IN
SUMP DIE STP	4.308 IN
SUMP 87 FILL	1.325 IN
SUMP 87 STP	5.837 IN

UOC 3-4

TEST STARTED	10:21 AM
TEST STARTED	06/14/2017
BEGIN LEVEL	4.3547 IN
END TIME	10:36 AM
END DATE	06/14/2017
END LEVEL	4.3545 IN
LEAK THRESHOLD	0.002 IN
TEST RESULT	PASSED ✓

CITY OF POWAY
14415 LAKE POWAY RD

06/14/2017 9:49 AM

SUMP LEAK TEST REPORT

DIE FIL

TEST STARTED	9:34 AM
TEST STARTED	06/14/2017
BEGIN LEVEL	1.1123 IN
END TIME	9:49 AM
END DATE	06/14/2017
END LEVEL	1.1120 IN
LEAK THRESHOLD	0.002 IN
TEST RESULT	PASSED ✓

CITY OF POWAY
14415 LAKE POWAY RD

06/14/2017 8:56 AM

SUMP LEVEL REPORT

SUMP DIE FIL	2.143 IN
SUMP DIE STP	4.322 IN
SUMP 87 FILL	1.325 IN
SUMP 87 STP	5.836 IN

UOC 1-2

TEST STARTED	9:34 AM
TEST STARTED	06/14/2017
BEGIN LEVEL	6.2982 IN
END TIME	9:49 AM
END DATE	06/14/2017
END LEVEL	6.2987 IN
LEAK THRESHOLD	0.002 IN
TEST RESULT	PASSED ✓

CITY OF POWAY

MEMORANDUM

RECEIVED
APR 03 2017
ENVIRONMENTAL HEALTH

TO: Steve Camba

FROM: Teresa Lass

DATE: March 28, 2017

SUBJECT: Certificates of Financial Responsibility & Liability Insurance

---

Please find enclosed an original Certificate of Financial Responsibility and a Certificate of Liability Insurance. It appears that these two original documents were sent via Certified Mail from your office to Phil Medred at Poway Unified School District. He brought the documents to our office as they do not appear to be documents that belong to him or pertain to his areas of responsibility.

Per your request, I am returning the documents to you for resolution. If there is anything further I can do to be of assistance, please feel free to contact me at (858) 668-4714.

Thank you.

State of California
State Water Resources Control Board
Division of Financial Assistance
P.O. Box 944212
Sacramento, CA 94244-2121
(Instructions on reverse side)

For State Use Only

CERTIFICATION OF FINANCIAL RESPONSIBILITY

FOR UNDERGROUND STORAGE TANKS CONTAINING PETROLEUM

A. I am required to demonstrate Financial Responsibility in the required amounts as specified in California Code of Regulations (CCR), Title 23, Division 3, Chapter 18, Section 2807,

[X] 500,000 dollars per occurrence or [ ] 1 million dollars per occurrence AND [X] 1 million dollars annual aggregate or [ ] 2 million dollars annual aggregate

B. City of Poway *(Name of Tank Owner or Operator)* *hereby certifies that it is in compliance with the requirements of Section 2807, California Code of Regulations, Title 23, Division 3, Chapter 18, Article 3, Section 2807. The mechanisms used to demonstrate financial responsibility as required by Section 2807 are as follows:*

C. Mechanism Type	Name and Address of Issuer	Mechanism Number	Coverage Amount	Coverage Period	Corrective Action	Third Party Comp
Financial Guarantee for underground storage tanks	Tokio Marine Specialty Insurance Company One Bala Plaza, Ste. 100 Bala Cynwyd, PA 19004 610-617-7900/FAX 610-617-7940	PPK1327070	$1 M remediation & liability expense per occur., $1 M Bodily injury/prop. damage, per incident, $25 K Image restoration	04/23/16 through 07/1/17	Yes	Yes

Note:

Note: If you are using the State Fund as any part of your demonstration of financial responsibility, your execution and submission of this certification also certifies that you are in compliance and shall maintain compliance with all conditions for participation in the Fund. See instructions.

D. Facility Name City of Poway/Public Works Department Fleet/Facilities Maintenance	Facility Address 14415 Lake Poway Road Poway, CA 92064
Facility Name	Facility Address
Facility Name	Facility Address
E. Signature of Tank Owner or Operator R. Tony Bowers — Date 8/3/16	Name and Title of Tank Owner or Operator R. Tony Bowers Fleet Supervisor, City of Poway
Signture of Witness or Notary Annette R. Gonzalez — Date 8/3/16	Name of Witness or Notary Annette Gonzalez Public Works Administrator, City of Poway

CFR (Revised 11/08) FILE: Original - Local Agency Copies - Facility/Site(s)

ACORD

CERTIFICATE OF LIABILITY INSURANCE

DATE (MM/DD/YYYY) 08/02/2016

THIS CERTIFICATE IS ISSUED AS A MATTER OF INFORMATION ONLY AND CONFERS NO RIGHTS UPON THE CERTIFICATE HOLDER. THIS CERTIFICATE DOES NOT AFFIRMATIVELY OR NEGATIVELY AMEND, EXTEND OR ALTER THE COVERAGE AFFORDED BY THE POLICIES BELOW. THIS CERTIFICATE OF INSURANCE DOES NOT CONSTITUTE A CONTRACT BETWEEN THE ISSUING INSURER(S), AUTHORIZED REPRESENTATIVE OR PRODUCER, AND THE CERTIFICATE HOLDER.

IMPORTANT: If the certificate holder is an ADDITIONAL INSURED, the policy(ies) must be endorsed. If SUBROGATION IS WAIVED, subject to the terms and conditions of the policy, certain policies may require an endorsement. A statement on this certificate does not confer rights to the certificate holder in lieu of such endorsement(s).

PRODUCER ALLIANT INSURANCE SERVICES, INC. P.O. Box 6450 Newport Beach, CA 92658-6450 Ph (949) 756-0271 • Fax (949) 756-2713 • License No. 0C36861	CONTACT NAME: PHONE (A/C, No, Ext): FAX (A/C, No): E-MAIL ADDRESS: PRODUCER CUSTOMER ID #:
INSURED: California JPIA Additional Named Insured City of Poway P.O. Box 789 Poway, CA 92064-0789	INSURER(S) AFFORDING COVERAGE — NAIC # INSURER A: TOKIO MARINE SPECIALTY INS. CO. INSURER B: INSURER C: INSURER D: INSURER E: INSURER F:

COVERAGES: **CERTIFICATE NUMBER:** **REVISION NUMBER:**

THIS IS TO CERTIFY THAT THE POLICIES OF INSURANCE LISTED BELOW HAVE BEEN ISSUED TO THE INSURED NAMED ABOVE FOR THE POLICY PERIOD INDICATED NOTWITHSTANDING ANY REQUIREMENT, TERM OR CONDITION OF ANY CONTRACT OR OTHER DOCUMENT WITH RESPECT TO WHICH THIS CERTIFICATE MAY BE ISSUED OR MAY PERTAIN, THE INSURANCE AFFORDED BY THE POLICIES DESCRIBED HEREIN IS SUBJECT TO ALL THE TERMS, EXCLUSIONS AND CONDITIONS OF SUCH POLICIES. LIMITS SHOWN MAY HAVE BEEN REDUCED BY PAID CLAIMS

INSR LTR	TYPE OF INSURANCE	ADDL INSR	SUBR WVD	POLICY NUMBER	POLICY EFF (MM/DD/YY)	POLICY EXP (MM/DD/YY)	LIMITS
	GENERAL LIABILITY						EACH OCCURRENCE
	COMMERCIAL GENERAL LIABILITY						DAMAGE TO RENTED PREMISES (Ea Occurrence)
	CLAIMS MADE / OCCUR						MED EXP (Any one person)
							PERSONAL & ADV INJURY
	GEN'L AGGREGATE LIMIT APPLIES PER:						GENERAL AGGREGATE
	POLICY / PRO-JECT / LOC						PRODUCTS-COMP/OP AGG.
	AUTOMOBILE LIABILITY						COMBINED SINGLE LIMIT (Ea Accident)
	ANY AUTO						BODILY INJURY (Per person)
	ALL OWNED AUTOS						BODILY INJURY (Per accident)
	SCHEDULED AUTOS						PROPERTY DAMAGE (Per Accident)
	HIRED AUTOS						
	NON-OWNED AUTOS						
	UMBRELLA LIAB / OCCUR						EACH OCCURRENCE
	EXCESS LIAB / CLAIMS MADE						AGGREGATE
	DEDUCTIBLE						
	RETENTION:						
	WORKERS COMPENSATION AND EMPLOYERS LIABILITY Y/N ANY PROPRIETOR/PARTNER / EXECUTIVE OFFICER / MEMBER EXCLUDED? (MANDATORY IN NH) IF YES, DESCRIBE UNDER DESCRIPTION OF OPERATIONS BELOW						WC STATU-TORY LIMITS / OTH-ER
							E.L. EACH ACCIDENT
							E.L. DISEASE - EA EMPLOYEE
							E.L. DISEASE - POLICY LIMIT
A	OTHER Financial guarantee for underground storage tanks			PPK1327070	04/23/16	07/01/17	$ 1,000,000 Remediation and liability expense per contamination incident $ 1,000,000 Bodily injury and property damage from per contamination incident $ 25,000 Image restoration

DESCRIPTION OF OPERATIONS/LOCATIONS/VEHICLES (Attach Acord 101, Additional Remarks Schedule, if more space is required)

Evidence of financial assurance liability coverage
Corrective action or loss that you become legally obligated to pay as a result of a claim for bodily injury, property damage or corrective action as a result of contamination that originates from an underground storage tank scheduled in the policy

CERTIFICATE HOLDER	CANCELLATION
Evidence of Insurance c/o City of Poway P.O. Box 789 Poway, CA 92064-0789	SHOULD ANY OF THE ABOVE DESCRIBED POLICIES BE CANCELLED BEFORE THE EXPIRATION DATE THEREOF, NOTICE WILL BE DELIVERED IN ACCORDANCE WITH THE POLICY PROVISIONS. AUTHORIZED REPRESENTATIVE

© 1988-2010 ACORD CORPORATION. All rights reserved.

The ACORD name and logo are registered marks of ACORD

COUNTY OF SAN DIEGO

UPFP INSPECTION CHECKLIST

FACILITY NAME: **CITY OF POWAY FLEET MAINTENANCE**
ADDRESS: **14415 LAKE POWAY RD**
CITY/ZIP: **POWAY** /**92064**

INSPECTION DATE: **03/03/2017**
RECORD ID #: **DEH2002-HUPFP-105397**
TIME START: **8:00 AM** END: **10:20 AM**
SPECIALIST: **Daniel LaPel**
INSPECTION CONTACT: **Tony Bowers**
TITLE: **Fleet Maintenance Supervisor**
PHONE: **(858) 668-4745**
E-MAIL: **tbowers@poway.org**

FACILITY REFERENCE DATA

ACCELA

RECORD STATUS: Permit Renewed
PERMIT EXPIRATION DATE: 02/28/2018
BALANCE DUE: $0.00
INSPECTOR: Daniel LaPel
INSPECTION TYPE: Routine
INSPECTION STATUS: Complete

CERS

EPA ID NUMBER: CAL000036102
FACILITY CERS ID NUMBER: 10374337
CERS LEAD USER: Eric Heidemann
LAST CERS SUBMITTAL DATE: 02/17/2017
ENVIRONMENTAL CONTACT EMAIL: tbowers@poway.org
ENVIRONMENTAL CONTACT PHONE: 8586684745

FACILITY INFORMATION

	YES	NO		YES	NO
INACTIVATION INSPECTION:	☐	☒	HAZARDOUS MATERIALS:	☒	☐
CHANGE OF OWNER:	☐	☒	HAZARDOUS WASTE:	☒	☐
CHANGE IN BUSINESS TYPE:	☐	☒	ABOVEGROUND PETROLEUM STORAGE ACT:*	☐	☒
BUSINESS TYPE: Public Utilities-Not Fleet Fuel Facility			TOTAL SHELL CAPACITY APSA:		0
ISSUE INITIAL INVOICE:	☐	☒	UNDERGROUND STORAGE TANK:	☒	☐
ASSESS NON-NOTIFICATION FEE:	☐	☒	CALARP PROGRAM (CERS):	☐	☒
ASSESS RE-INSPECTION FEE:	☐	☒	CALARP PROGRAM LEVEL: 1 2 3 N/A		
FACILITY SUBJECT TO BASE FEE:	☒	☐	MEDICAL WASTE:	☐	☒
FACILITY SUBJECT TO CUPA FEE:	☒	☐	MW FACILITY GENERATING OVER 200 LBS PER MONTH:	☐	☒
UPDATE FACILITY ADDRESS IN AA:	☐	☒	EPIC PARTICIPANT:	☐	☒
BUSINESS CLOSE DATE:			NUMBER OF TLV GASES AT THE FACILITY:		0

HW GENERATOR STATUS : LQG | **SQG** | CESQG | RCRA LQG | N/A

TIERED PERMIT LEVEL(S) : CESQT | CESW | CE-L | CE-CL | HHW | PBR | CA | **N/A**

PRIMARY BILLING CODE: Not Applicable
SECONDARY BILLING CODE: Not Applicable
TERTIARY BILLING CODE: Not Applicable

INSPECTION SCOPE:*

HAZARDOUS MATERIALS: **GEN HAZMAT** | **APSA** | **UST**
HAZARDOUS WASTE: **SQG** | **LQG**
MEDICAL WASTE: **SQG** | **SQG - TREATS** | **LQG** | **LQG - ABBREVIATED** | **LQG - TREATS**
CALARP: **1** | **2** | **3**
TIERED PERMITTING: **CESQT** | **CESW** | **CE-L** | **CE-CL** | **CA** | **PBR** | **HHW**

CONSENT TO CONDUCT INSPECTION GRANTED BY: INSPECTION CONTACT ☒ NAME: Tony Bowers TITLE: Fleet Maintenance Superviso

REMOVE BLANK CHECKLISTS FROM FINAL INSPECTION REPORT ☐ REFUSED TO SIGN ☐

COUNTY OF SAN DIEGO

UPFP INSPECTION CHECKLIST

FACILITY NAME: **CITY OF POWAY FLEET MAINTENANCE**
ADDRESS: **14415 LAKE POWAY RD**
CITY/ZIP: **POWAY** /**92064**

INSPECTION DATE: **03/03/2017**
RECORD ID #: **DEH2002-HUPFP-105397**
TIME START: **8:00 AM** END: **10:20 AM**
SPECIALIST: **Daniel LaPel**
INSPECTION CONTACT: **Tony Bowers**
TITLE: **Fleet Maintenance Supervisor**
PHONE: **(858) 668-4745**
E-MAIL: **tbowers@poway.org**

INSPECTION REPORT EMAILS:

Daniel.LaPel@sdcounty.ca.gov

RECORD COMMENT:

COUNTY OF SAN DIEGO

COMPLIANCE INSPECTION REPORT

FACILITY NAME: **CITY OF POWAY FLEET MAINTENANCE**
ADDRESS: **14415 LAKE POWAY RD**
CITY/ZIP: **POWAY** /**92064**

INSPECTION DATE: **03/03/2017** PAGE **1** OF **7**
RECORD ID #: **DEH2002-HUPFP-105397**
TIME START: **8:00 AM** END: **10:20 AM**
SPECIALIST: **Daniel LaPel**
INSPECTION CONTACT: **Tony Bowers**
TITLE: **Fleet Maintenance Supervisor**
PHONE: **(858) 668-4745**
E-MAIL: **tbowers@poway.org**

On the above date, the County inspected your facility under the authority of the California Health and Safety Code (H&SC), to determine compliance with applicable provisions of the H&SC, the California Code of Regulations (CCR), and the San Diego County Code of Regulatory Ordinances (SDCC). **This report serves as a Notice to Comply (H&SC 25187.8 & 25404.1.2) for any minor violations as defined in H&SC 25404 and 25117.6.** This report may contain both minor and more significant (Class II) violations. Minor violations do not include repeat violations or violations remaining uncorrected for more than 30 days (or as specified below). Minor violations do not include knowing, willful, intentional, or chronic violations; nor do they include violations showing a pattern of neglect or disregard. The remarks below are intended to provide guidance to correct any violations indicated on the attached violation report. You must submit a written response to this report within 30 days (or as specified below) demonstrating that all violations have been corrected or include a written notice of disagreement that clearly states the reason for any disputed violations. Prompt correction can protect you from penalties for a "minor violation". Penalties can be imposed for each day in violation for all other violations even if they are corrected promptly. However, correction within 30 days (or as specified below) will make a penalty less likely.

NOTE: Reinspection fees will be charged if additional inspections are required to determine compliance.

Yes	N/A		Yes	N/A	
☒	☐	Unified Program Facility Permit Current	☒	☐	Contingency Plan Available ☐ LQG ☒ SQG
☒	☐	Hazardous Materials Business Plan Available	☒	☐	Employee Training Records Available
☒	☐	Employee Training is Adequate	☒	☐	Universal Waste Managed Properly
☒	☐	Waste Disposal Records Available for Review	☒	☐	Waste Containers ☒ Closed ☒ Labeled
☒	☐	Emergency Contacts Current ☐ Updated today	☒	☐	Waste Containers in Good Condition
☒	☐	Chemical Inventory/Map Current ☐ Updated today			Permit Expires On 02/28/2018

CONSENT TO CONDUCT INSPECTION GRANTED BY: Tony Bowers TITLE: Fleet Maintenance Supervisor

INTRODUCTION:
A routine Certified Unified Program Agency (CUPA) compliance inspection was conducted at the City of Poway Fleet Maintenance Facility for the annual underground storage tank (UST) monitoring system (Veeder Root, VR TLS-350/122, below grade equipment, line leak detection, and spill bucket testing) certification and below grade inspection, and on-site management of hazardous materials and wastes. The scope of the inspection focused on UST requirements; additionally, abbreviated inspection scopes for the following: 1) Hazardous Materials Business Plan (HMBP) requirements; 2) hazardous waste management requirements; 3) the California Environmental Reporting System (CERS). Consent to inspect was granted by Tony Bowers, Fleet Maintenance Supervisor; the annual monitoring system testing was conducted with Keegan Slatten of Jenal Engineering Corporation (ICC UST Service Tech certification exp. 4/11/18; UST System Operator exp. 5/16/18; VR Tech #833106 exp. 5/16/18); and Ernesto Tota, of Jenal Engineering Corp.

The following equipment/components were tested and certified during this inspection:

I. Liquid sensors - 2 annular (YR 420) sensors
2. 2 STP (VR 208) sensors (initiate positive shutdown)
3. 2 Fill (VR 208) sensors
4. 2 UDC (VR 208) sensors (initiate positive shutdown)
5. 2 tank overfill (Mag 1)
6. 2 MLLDs (Red Jacket)
7. 2 x 5 gal spill buckets
8. Fail Safe
9. Sensor Out

INSPECTION REMARKS:
• Veeder Root setup and alarm history reviewed - there were two recent alarms, including overfill and fuel alarms, caused by water intrusion from rain on 3/1/17; Keegan Slatten reported to this facility on 3/1/17 to check on the alarms and conduct UST pre-inspection testing; also there were alarms on 11/16/16, including overfill, high product, and probe out--per notes on DO monthly reports for that time period, these were a result of "water float stuck after gravity drop--Jenal notified"

• The following UST records were reviewed during the inspection:

o UST Operating Permit, expires 5/23/2018
o Certificate of Financial Responsibility (CFR) - expires 7/1/17
o UST Monitoring Plan
o UST Monitoring Plot Plan
o Emergency Response Plan
o SB 989 (Secondary Containment Testing) reports - the next SB 989 test is due by 7/2/2017
o Designated Operator (DO) Notification/Certification form
o Monthly DO reports
o Employee training records

• EPA ID# CAL000036102 was active/current at time of inspection

• The last employee training was conducted by Tony Bowers for his staff on 2/14/17

• The last CERS recertification for this facility was made on 2/17/17

• No violations cited during this inspection

Helpful Websites:
• For guidance documents on hazardous materials-related topics,
go to: http://www.sandiegocounty.gov/content/sdc/deh/hazmat/hmd_publications.html
• For information on the California Environmental Reporting System (CERS),
go to: http://www.sandiegocounty.gov/content/sdc/deh/hazmat/hmd_cers.html
• If you have questions on: permit fees, business plan requirements, or hazardous waste regulations,
go to: http://www.sandiegocounty.gov/content/sdc/deh/hazmat.html
• To find out the latest San Diego County News and receive updates, subscribe to our govdelivery emails:
https://public.govdelivery.com/accounts/CASAND/subscriber/new

If you have any questions regarding this inspection, please contact Daniel LaPel , 619-778-2294, Daniel.LaPel@sdcounty.ca.gov

INSPECTION PHOTOS
None

All regulated businesses are required by law to submit their Unified Program-related information and business updates online through the California Environmental Reporting System (CERS). For additional information about CERS, go to: http://www.sandiegocounty.gov/deh/hazmat/hmd_cers.html

PRINTED NAME OF FACILITY REPRESENTATIVE **Tony Bowers**	SIGNATURE	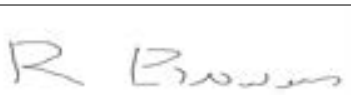	DATE SIGNED **03/03/2017**
TITLE OF FACILITY REPRESENTATIVE **Fleet Maintenance Supervisor**			

COUNTY OF SAN DIEGO

COMPLIANCE INSPECTION REPORT
Handlers of Hazardous Materials and Small and Large Quantity Generators of Hazardous Waste

FACILITY NAME: * **CITY OF POWAY FLEET MAINTENANCE**

ADDRESS: * **14415 LAKE POWAY RD** CITY/ZIP: * **POWAY** **92064**

Each violation checked below is for the section(s) of the California Health and Safety Code (HSC), California Code of Regulations (CCR), or the San Diego County Code (SDCC) indicated in italics. Incorporated provisions of Title 40 of the Code of Federal regulations (CFR) are noted for reference. All violations must be corrected. Submit documentation of return to compliance to your Specialist. You may use the Corrective Action Form (HM-926) to document your return to compliance. Please call (858) 505-6880 or your Specialist if you have any questions. HMBP = Hazardous Materials Business Plan; CUPA = Certified Unified Program Agency; CERS = California Environmental Reporting System; SQG = Small Quantity Hazardous Waste Generator; LQG = Large Quantity Hazardous Waste Generator

Hazardous Materials Requirements

#	VIOLATION DESCRIPTION
☐	1010001 HMBP not established/ implemented. HSC 25505(a) and 25507(a)
☐	1010002 HMBP not submitted to the CUPA in CERS. HSC 25508(a)(1)(A); HSC 25404(e)(4); 27 CCR 15188(a), (d)
☐	1010003 Business Activities and/or Business Owner/Operator Identification not completed in CERS. 19 CCR 2729.2(a)(1); HSC 25404(e)(4)
☐	1010004 Chemical inventory incomplete or not submitted in CERS. HSC 25505(a)(1); 25506; 25507; and 25508(a)(1)(A)
☐	1010005 Site map not submitted in CERS or not sufficient. HSC 25505(a)(2) and 25508(a)(1)(A)
☐	1010006 HMBP not updated to reflect inventory changes or facility information. HSC 25508.1(a-e)
☐	1010007 HMBP not updated to reflect substantial change to the handler's operations. HSC 25508.1(f)
☐	1010008 HMBP not certified annually as complete and accurate in CERS. HSC 25508.2
☐	1010010 Emergency response procedures to mitigate a release or threatened release not adequate, not established or not submitted in CERS. HSC 25505(a)(3) and 25508(a)(1)(A)
☐	1010011 Failure to notify property owner in writing that the business is subject to the HMBP program. HSC 25505.1
☐	1010012 Failure to provide a copy of HMBP to the property owner within five working days upon request from property owner. HSC 25505.1
☐	1010014 Failure to submit emergency response plan in CERS, when not meeting agricultural handler exemption. HSC 25507.1(a) and 25508(a)(1)(A)
☐	1010015 Failure to submit employee training plan in CERS, when not meeting agricultural handler exemption. HSC 25507.1(a) and 25508(a)(1)(A)
☐	1010016 HMBP not established or submitted in CERS, when not meeting the remote site exemption. HSC 25507.2 and 25508(a)(1)(A)
☐	1020001 Employee training plan for hazardous materials management not adequate, not established or not submitted in CERS. HSC 25505(a)(4) and 25508(a)(1)(A)
☐	1020002 Initial and/or annual employee training not conducted for hazardous materials management and/or employee training records not available or not maintained for 3 years. HSC 25505(a)(4)
☐	1040001 Hazardous materials release or threatened release not reported to the CUPA and OES immediately upon discovery. HSC 25510(a)
☐	4010001 Failed to prepare and implement a written Spill Prevention Control and Countermeasures (SPCC) Plan in accordance with 40 CFR 112 (sec. 112.3). HSC 25270.4.5(a)
☐	HMD 1001 Unified Program Facility permit not obtained for hazardous materials. SDCC 68.905
☐	HMD 1005 Emergency contact not provided or current. HSC 25508.1(f)
☐	HMD 1007 Highly toxic gas (TLV<10 ppm) not disclosed. SDCC 68.1113(b)
☐	HMD 1008 Annual carcinogen/reproductive toxin list not submitted. SDCC 68.1113(c)
☐	HMD 1013 HMBP not readily available for review. HSC 25505(c)

Hazardous Waste Requirements for SQGs ONLY

☐	HMD 0226 Did not accumulate waste in a container or tank. (40 CFR 262.34(d)(2).) 22 CCR 66262.34(d)(2)
☐	HMD 0412 Failed to have an emergency coordinator on call or available during an emergency. (40 CFR 262.34(d)(5)(i).) 22 CCR 66262.34(d)(2)

Hazardous Waste Requirements for SQGs ONLY (continued)

#	VIOLATION DESCRIPTION
☐	3030007 Failed to properly label/date hazardous waste container and/or tank. 22 CCR 66262.34(f)
☐	3030010 Accumulated waste too long (>180 or 270 days) (>90 days for an acutely hazardous waste). (40 CFR 262.34(e) and (f).) HSC 25201(a); 22 CCR 66262.34(d)
☐	3030013 Failed to accumulate hazardous waste in a container that is in good condition. (40 CFR 262.34(d)(2); 265.171.) 22 CCR 66262.34(d)(2)
☐	3030015 Failed to accumulate or store hazardous waste in a lined/compatible container. (40 CFR 262.34(d)(2); 265.172) 22 CCR 66262.34(d)(2)
☐	3030017 Failed to properly close hazardous waste container(s). (40 CFR 262.34(d)(2); 265.173.) 22 CCR 66262.34(d)(2)
☐	3030019 Failed to inspect hazardous waste storage area at least weekly. (40 CFR 262.34(d)(2); 265.174.) 22 CCR 66262.34(d)(2)
☐	3030022 Failed to properly separate incompatible waste. (40 CFR 262.34(d)(2); 265.177.) 22 CCR 66262.34(d)(2)
☐	3030030 Failed to maintain and/or operate the facility to minimize the possibility of a fire, explosion, or any unplanned sudden or non-sudden release of hazardous waste or hazardous waste constituents. (40 CFR 262.34(d)(4), 265.31.) 22 CCR 66262.34(d)(2)
☐	3030036 Failed to maintain adequate aisle space. (40 CFR 262.34(d)(4); 265.35.) 22 CCR 66262.34(d)(2)
☐	3010022 Failed to post, next to the telephone, emergency information containing the location of emergency equipment, contact names, and numbers. (40 CFR 262.34(d)(5)(ii).) 22 CCR 66262.34(d)(2)
☐	3020001 Failed to ensure employees are trained for hazardous waste handling, compliance with regulations, and emergency response procedures. (40 CFR 262.34(d)(5)(iii).) 22 CCR 66262.34(d)(2)
☐	3030032 Failed to maintain or have emergency equipment, supplies, or equivalents. 1) An internal communication or alarm system; 2) A device, such as a telephone; 3) Portable fire extinguishers, fire control equipment, spill control equipment, and decontamination equipment; and 4) Water at adequate volume and pressure (40 CFR 262.34(d)(4); 265.32) 22 CCR 66262.34(d)(2)
☐	3030039 Failed to implement contingency plan during an emergency, spill/ release. (40 CFR 262.34(d)(5)(iv).) 22 CCR 66262.34(d)(2)

Hazardous Waste Tank Systems for SQGs ONLY

☐	3030024 Failed to maintain sufficient freeboard of 2 ft in uncovered tanks to prevent overtopping unless the tank is equipped with a containment structure, a drainage control system or a diversion structure with a capacity that equals or exceeds the volume of the top 2 ft of the tank. (40 CFR 62.34(d)(3); 265.201(b)(c).) 22 CCR 66262.34(d)(2)
☐	3030025 Failed to provide an overfill protection device on continuously fed hazardous waste tank. (40 CFR 262.34(d)(3); 265.201(b)(4).) 22 CCR 66262.34(d)(2)
☐	3030027 Failed to conduct daily tank inspection of the discharge system, monitoring equipment, and tank level. (40 CFR 265.201(c)(1), 265.201(c)(2), 265.201(c)(3), 262.34(d)(3).) 22 CCR 66262.34(d)(2)
☐	3030028 Failed to conduct weekly inspections of the construction materials, fixtures, and surrounding areas of the hazardous waste tank. (40 CFR 265.201(c)(4); 265.201(c)(5); 262.34(d)(3).) 22 CCR 66262.34(d)(2)
☐	3050007 Failed to properly decontaminate and document closure of a hazardous waste tank system. (40 CFR 265.201(f).) 22 CCR 67383.3
☐	HMD 1612 Hazardous waste improperly stored in a tank system causing leaks, corrosion, or failure. (40 CFR 265.201(b).) 22 CCR 66262.34(d)
☐	HMD 1614 Failed to pre-notify the CUPA in writing prior to closing a hazardous waste tank system. 22 CCR 67383.3(a)(1)
☐	HMD 1615 Failed to properly accumulate ignitable or reactive waste in a tank system. (40 CFR 265.201(g).) 22 CCR 66262.34(d)(2)

Hazardous Waste Requirements for SQGs and LQGs
RECORD KEEPING/OPERATIONAL REQUIREMENTS

#	VIOLATION DESCRIPTION
☐ 3010001	Unified Program Facility (UPF) permit not obtained for the generation of hazardous waste. HSC 25404.1; SDCC 68.905
☐ 3010029	The facility has not submitted complete and accurate facility information in CERS. HSC 25404(e)(4); 27 CCR 15188(b)
☐ 3010002	Failed to obtain and/or maintain an active EPA ID. 22 CCR 66262.12
☐ 3010008	Failed to properly complete a uniform hazardous waste manifest. 22 CCR 66262.23(a)
☐ 3010009	Failed to complete the hazardous waste manifest Exception Requirement. 22 CCR 66262.42
☐ 3010010	Failed to maintain uniform hazardous waste manifest, consolidated manifest, or bills of lading copies for 3 years. HSC 25160.2(b)(3), 25185(a)(4); 22 CCR 66262.40(a)
☐ 3010011	Failed to send hazardous waste manifest copies to the Department of Toxic Substances Control (DTSC). 22 CCR 66262.23(a)(4)
☐ 3010013	Failed to meet the consolidated manifesting requirements for waste shipment. HSC 25160.2; 22 CCR 66262.40(a)
☐ 3010014	Failed to retain disposal records of spent lead batteries for 3 years. 22 CCR 66266.81(a)(4)(B)
☐ 3030006	Failed to determine if a hazardous waste is restricted or prohibited from land disposal. 22 CCR 66268.7(a)
☐ 3010016	Failure of recycler who recycles more than 100 kilograms per month of recyclable material under a claim that the material qualifies for exclusion or exemption to provide and submit in CERS the required information. HSC 25143.10(a), (c), and/or (d)
☐ HMD 0149	Failed to keep disposal receipts for drained used oil filters and/or drained fuel filters for 3 years. HSC 25250.22; 22 CCR 66266.130
☐ HMD 0148	Failed to have copies of analytical records, waste analysis records, and/or waste determination results for 3 years. 22 CCR 66262.40(c)
☐ HMD 0140	Failed to have Land Disposal Restriction documentation onsite for 3 years. 22 CCR 66268.7(a)(8)
☐ 3250005	Failed to obtain a Treatment, Storage and Disposal Facility (TSDF) permit or authorization to store/treat/dispose of hazardous waste. HSC 25201(a)
☐ 3050005	Failed to have adequate records demonstrating claim of exemption for Excluded Recyclable Materials. HSC 25143.2(f); 22 CCR 66261.2(g)
☐ 3210001	Failed to notify the CUPA in CERS for onsite hazardous waste treatment/tiered permitting. HSC 25201(a)
☐ HMD 0138	Manifest signed by the TSDF not available for inspection. 22 CCR 66262.40(a)

Hazardous Waste Requirements for SQGs and LQGs
DISPOSAL AND TRANSPORTATION

☐ 3010007	Failed to prepare a hazardous waste manifest for the transport of a waste for off-site transfer, treatment, storage, or disposal. HSC 25160(b)(1) or (2), 25160.2(b)(9); 22 CCR 66262.20(a)
☐ 3030005	Failed to make a proper waste determination. 22 CCR 66262.11, 66262.40(c)
☐ 3050001	Failed to use a California registered hazardous waste transporter to transport hazardous waste. HSC 25163(a); 22 CCR 66263.41
☐ 3050002	Failed to properly dispose of hazardous waste at an authorized facility. HSC 25189.5(a); 25189(c),(d); 25189.2(c)
☐ 3130002	Impermissible dilution of hazardous waste. 22 CCR 66268.3(a)
☐ HMD 0305	Disposed of used oil illegally. HSC 25250.5(a); 25189.5(a); 25189(c),(d); 25189.2(c)
☐ HMD 0306	Disposed of hazardous waste latex paint improperly. HSC 25217.1

Hazardous Waste Requirements for SQGs and LQGs
STORAGE AND HANDLING

#	VIOLATION DESCRIPTION
☐ 3030001	Failed to meet requirements, when handling, and storing spent lead acid batteries. 22 CCR 66266.81(a)(1)
☐ 3030003	Failed to properly manage 'damaged' spent lead acid batteries. 22 CCR 66266.81(b)
☐ 3030004	Failed to properly manage, store, label, and/or recycle used oil filters and/or used fuel filters. HSC 25250.22; 22 CCR 66266.130
☐ 3050004	Failed to properly manage contaminated used oil as a hazardous waste. HSC 25250.7(a), (c)
☐ HMD 0222	Failed to properly label Excluded Recyclable Materials (ERM). HSC 25143.9(a).
☐ HMD 0216	Failed to label hazardous material container within 10 days after the container was discovered to be mislabeled or inadequately labeled. HSC 25124(b)(3)(A); 22 CCR 66262.34(f)
☐ HMD 0217	Failed to repackage damaged/deteriorated hazardous material container within 96 hours. HSC 25124(b)(3)(B); 22 CCR 66262.34(f)
☐ HMD 0219	Failed to properly segregate used oil &/or fuel drained from filters. HSC 25250.22(b)(4); 22 CCR 66266.130(c)(6)
☐ HMD 0221	Failed to comply with hazardous waste satellite container regulation. 22 CCR 66262.34(e)
☐ HMD 0223	Failed to properly empty container, failed to manage non-empty container, or inner liner removed from a container. 22 CCR 66261.7(b), (d) and/or (r); 66262.34(f)
☐ HMD 0224	Failed to mark date on empty container larger than 5 gallons and/or manage it within one year. 22 CCR 66261.7(e),(f)

Universal Waste Handler Requirements

☐ 3010004	Failed to obtain an EPA ID number from DTSC or US EPA prior to storing 5,000 kg or more of universal waste. 22 CCR 66273.32(a),(b)
☐ 3020002	Failed to maintain universal waste handler training records for 3 years. 22 CCR 66273.36(c),(d)
☐ 3020003	Failed to properly train handlers of universal waste in universal waste management and response procedures. 22 CCR 66273.36(a),(b)
☐ 3030008	Failed to properly label or mark a universal waste (non-Conditionally Exempt Small Quantity Universal Waste Generator). 22 CCR 66273.34
☐ 3030011	Failed to properly dispose of universal waste within one year. 22 CCR 66273.35(a) and/or (b)
☐ 3030046	Failed to keep records of offsite universal waste (UW) shipment(s) available for inspection for 3 years. HSC 25185(a); 22 CCR 66273.39(c), (d)(2)
☐ 3030051	Failed to meet the accumulation standards for universal waste aerosol containers and waste handling. HSC 25201.16(f)
☐ 3040004	Failed to manage universal waste in a manner to prevent release(s) to the environment. 22 CCR 66273.33; 66273.33.5
☐ 3050003	Disposal of universal waste (UW) to an unauthorized point. HSC 25189.5(a), 25189(c),(d); 25189.2(c); 22 CCR 66273.31(a)

VIOLATION REPORT: Each violation checked below is for the section(s) of the California Health and Safety Code (HSC), California Code of Regulations (CCR), or the San Diego County Code (SDCC) indicated in italics. All violations must be corrected. Submit documentation of return to compliance to your Specialist. You may use the Corrective Action Form (HM-926) to document your return to compliance. Please call (858) 505-6880 or your Specialist if you have any questions.

GENERAL PROGRAM REQUIREMENTS

UST System – File Records

#	VIOLATION DESCRIPTION
☐	2030064 Failure to notify CUPA 48 hours prior to testing. 23 CCR 2637(f), 2638(e), 2643(g), 2644.1(a)(4)
☐	2030021 Failure to obtain and maintain a valid operation permit from the CUPA. HSC 25284; 23 CCR 2712(i)
☐	2030039 Failure to comply with one or more of the operating permit conditions. 23 CCR 2712; HSC 25299
☐	2060001 Failure to submit as-built plans for the location and orientation of the tanks and appurtenant piping systems for new installations and/or with the permit application. 23 CCR 2635(c)(8), 2711(a)(8)
☐	2010010 Failure to prepare, maintain, and submit accurate CUPA UST Operating Permit Application for Facility information and/or Tank information. HSC 25286(a); 23 CCR 2711
☐	2010001 Failure to obtain and maintain a valid Board of Equalization account number. HSC 25286
☐	2010007 Failure to submit and maintain complete and current Certification of Financial Responsibility or other mechanism of financial assurance. HSC 25292.2, 25299.30-25299.34; 23 CCR 2711; 2808.1, 2809-2809.2
☐	2030037 Failure to submit, maintain, or implement an owner/operator written agreement. HSC 25284(a)(3); 23 CCR 2620(b)
☐	2030033 Failure to maintain on site an approved monitoring plan. 23 CCR 2632, 2634, 2711, 2712(i)
☐	2030046 Failure to submit, obtain approval, or maintain a complete/accurate response plan. 23 CCR 2632, 2634(e), 2641(h), 2712(i)
☐	2030041 Failure to submit, obtain approval, or maintain a complete/accurate plot plan. 23 CCR 2632(d)(1)(C), 2711(a)(8)
☐	2030002 (RD) Failure to test leak detection equipment as required every 12 months (VPH, sensor, LLD, ATG, etc.) and/or submit monitoring system certification to the CUPA within 30 days of completion of the test. 23 CCR 2638
☐	2030003 (RD) Failure of the leak detection equipment to have an audible and visual alarm as required. 23 CCR 2632, 2634, 2636, 2666
☐	2060002 (RD) Failure to install an automatic tank gauging/continuous in tank leak detection monitoring system.; HSC 25292(a); 23 CCR 2643
☐	2010003 The owner/operator has failed to designate an UST operator or to inform the CUPA or any change in the designated UST operator(s) within 30 days after a change. 23 CCR 2715(a)
☐	2010009 Failure to submit a copy of the secondary containment test results to the CUPA within 30 days after the test. 23 CCR 2637(e)
☐	2030048 Failure to comply with one or more of the following: conduct secondary containment testing, within six months of installation and every 36 months thereafter, conducted in accordance with proper practices, protocols, or test methods. 23 CCR 2637
☐	2060016 Failure to conduct secondary containment testing at installation. 23 CCR 2637
☐	2030034 Failure to properly affix tag/sticker on monitoring equipment being certified, repaired, or replaced. 23 CCR 2638(f)
☐	2030044 Owner/operator deposited or allowed deposit of petroleum into a UST that has a red tag affixed to the fill pipe. 23 CCR 2717.1(f)
☐	2060011 Failure of primary or integral secondary containment to be approved for use by independent testing organization. 23 CCR 2631(b)
☐	2060013 Failure to test and pass the primary and secondary containment installation testing per manufacturers guidelines. 23 CCR 2636(e)
☐	2030047 Failure to maintain secondary containment, as evidenced by failure of secondary containment testing. HSC 25290.1(c)(2), 25290.2(c)(2), 25291(a), 25292(e); 23 CCR 2662
☐	2030061 (RD) Failure to record and/or report suspected or actual unauthorized release in appropriate time frame. HSC 29294, 29295
☐	2010005 Failure to submit enhanced leak detection testing results to the board and the CUPA within 60 days of completion of the test. 23 CCR 2644.1(a)(5)
☐	2030067 Failure to conduct the required enhanced leak detection testing for single walled UST systems located within 1,000 feet of a public drinking water well every 36 months. 23 CCR 2644.1(a)(3)

GENERAL PROGRAM REQUIREMENTS

UST System – File Records (continued)

#	VIOLATION DESCRIPTION
☐	2030068 Failure to conduct the required enhanced leak detection testing for single and double walled UST systems located within 1,000 feet of a public drinking water well. HSC 25292.4, 25292.5
☐	2060008 Failure to perform enhanced leak detection testing before the tank is placed in use. HSC 25290.1(j), 25290.2(i)
☐	2030023 Failure of service technician, designated operator, installer, and/or employee to obtain and maintain a proper and current International Code Council certification. 23 CCR 2715
☐	2030024 Failure of service technician, installer, and/or employee to obtain and maintain proper license. 23 CCR 2715
☐	2030031 Failure of service technician, installer, designated operator, and/or employee to obtain and maintain proper manufacturer certification. 23 CCR 2715
☐	2010008 (RD) Failure to maintain records of repairs, lining, and upgrades on site, or off site if approved by the CUPA, for the life of the underground storage tank and/or failure to maintain written monitoring and maintenance records on site, or off site if approved by the CUPA, for a period of 3 years, 6 ½ years for cathodic protection, and 5 years for written performance claims pertaining to release detection systems and calibration and maintenance records for such systems. 23 CCR 2712(b)
☐	2030062 (RD) Leak detection equipment disabled or tampered with in a manner that would prevent the monitoring system from detecting and/or alerting the owner/operator of a leak. HSC 25299(a)(9)
☐	2010006 Owner/operator made false statements, representation, or certification on an application, record, or other document. HSC 25299
☐	2030043 (RD) Failure of the leak detection equipment to be properly programmed or properly operated. 23 CCR 2632, 2634, 2636, 2666
☐	2010004 The owner/operator has failed to comply with one or more of the following: to maintain a copy of the designated operator monthly inspections for the last 12 months and/or maintain a list of trained employees on-site or off-site at a readily available location, if approved by the CUPA. 23 CCR 2715
☐	2030010 Failure to notify the owner or operator of any condition discovered during the monthly visual inspection that may require follow-up actions. 23 CCR 2715(d)
☐	2030011 Failure to submit statement of UST compliance and/or Designated Operator current certification. 23 CCR 2715(a), 2715(b)
☐	2030012 Failure to comply with one or more of the following: provide training to facility employee(s) responsible for proper operation and maintenance every 12 months and/or train new employee(s) who are responsible for proper operation and maintenance within 30-days of hire and/or to have at least one employee present during operating hours that has been trained in the proper operation and maintenance of the UST system. 23 CCR 16 2715(c)(6), 2715(f)
☐	2030013 Failure to comply with one or more of the designated operator monthly inspection requirements: failed to inspect the monthly alarm history report; attach a copy of the alarm history; failed to inspect for the presence of liquid or debris in the spill container/spill bucket and under dispenser containment; failed to inspect the under dispenser containment to ensure that monitoring equipment is placed in the proper position; failure to inspect for liquid or debris in the containment sump where an alarm occurred or for which there is no record of a service visit; or failure to check that all testing and maintenance has been completed and documented. 23 CCR 2715
☐	2030015 Failure to demonstrate to the CUPA that the method approved to monitor the tank meets the monitoring methods set forth in 2643(f). 23 CCR 2643
☐	2030066 Failure to take appropriate action to repair and retest any component of a single or double walled UST system that is leaking liquid or vapor which is discovered from an enhanced leak detection test for UST system located within 1,000 feet of a public drinking water well. HSC 6.7 25292.4(d), 25292.5(c)

UST Tank (DW/SW) Requirements

#	VIOLATION DESCRIPTION
☐	2030001 (RD) Failure to maintain leak detection alarm logs and/or maintain records of appropriate follow-up actions. 23 CCR 2632, 2634
☐	2030059 Failure to maintain UST system in accordance with exclusion/ exemption status. HSC 25281.6, 25283.5
☐	2060003 Failure to inspect at the installation site using an electric resistance holiday detector and repair if necessary before installation. 23 CCR 2635(a)(2)(B)
☐	2060005 Failure of the UST system to be designed and constructed with a monitoring system capable of detecting the entry of the hazardous substance stored in the primary containment into the secondary containment. HSC 29291(b)
☐	2060006 Failure of secondary containment piping to slope back to the collection sump. 23 CCR 2636
☐	2060007 Failure of non-integral secondary containment to be designed and constructed to an engineering specification approved by a registered professional engineer or in accordance with a nationally recognized industry core or engineering standard. 23 CCR 2631(d)
☐	2060010 (RD) Failure of the UST storing a hazardous substance to have secondary containment. HSC 25291
☐	2060019 Failure of the spill bucket to have a minimum capacity of five gallons. 23 CCR 2635(b), 2665
☐	2030007 Failure to submit and maintain documentation regarding positive statement of compatibility for UST system components. 23 CCR 2631(j)
☐	2030036 (RP) Failure of the overfill prevention system to meet one of the following requirements: 1. Alert the transfer operator when the tank is 90% full by restricting the flow into the tank or triggering an audible and visual alarm; or 2. Restrict delivery of flow to the tank at least 30m before the tank overfills, provided the restriction occurs when the tank is filled to no more than 95% of capacity; and activate an audible alarm at least 5m before the tank overfills; or 3. Provide positive shut-off of flow to the tank when the tank is filled to no more than 95% of capacity; or 4. Provide positive shut-off of flow to the tank so that none of the fittings located on the top of the tank are exposed to product due to overfilling. 23 CCR 2635(b)(2), 2665
☐	2060020 (RP) Failure to comply with one or more of the following: failure to install a spill bucket, have a functional drain valve or other method for the removal of liquid from the spill bucket/spill container, and/or be resistant to galvanic corrosion. 23 CCR 2635(b), 2665
☐	2030008 Failure to maintain under dispenser containment, sumps, and/or other secondary containment in good condition and/or free of debris/liquid. HSC 25290.1, 25290.2, 25291
☐	2060015 (RD) Failure of sensor to be located in the proper position/location. 23 CCR 2630(d), 2641(a)
☐	2030016 (RD) Failure to continuously monitor the interstitial space of the tank, piping and/or sumps such that the leak detection activates an audible/ visual alarm when a leak is detected. 23 CCR 2631(g), 2632(c)(2) (A)&(B), 2633(c), 2636(f)
☐	2030017 Failure to maintain all product piping outside the dispenser to be fail-safe & shut down the pump when a leak is detected and the monitoring system shuts down the pump or flow restriction occurs when a leak is detected in the under dispenser containment. 23 CCR 2636(f)(5)
☐	2030019 Failure of the double wall pressurized piping in the under dispenser containment to be continuously monitored by a method that either shuts down the flow of product to the dispenser or activates an audible/visual alarm when a leak is detected. 23 CCR 2636(f)(1)
☐	2030022 Failure to conduct groundwater and/or vadose zone monitoring as required. 23 CCR 2647, 2648
☐	2030028 Failure to complete one or more of the requirements of tank lining, including but not limited to: submit proper written tank lining certification to the CUPA within 30 days of completion of the inspection, perform tank integrity test and/or vacuum test following lining, employ proper coatings expert and/or special inspector. 23 CCR 2663
☐	2030029 (RP) Failure to inspect a steel tank which has been lined or repaired using the interior lining method within 10 years of lining and every 5 years after. 23 CCR 2663
☐	2060024 UST system is not made of or lined with materials that are compatible with the substance stored in the underground storage tank system. 23 CCR 2631.1
☐	2030040 (RD) Failure to maintain secondarily contained piping to allow liquid in the event of a leak to drain into sump (i.e. failure to remove test boot, pipe swelling). 23 CCR 2630(d), 2641(a)

UST Tank (DW/SW) Requirements (continued)

#	VIOLATION DESCRIPTION
☐	2030060 Failure to maintain entry fitting such that it properly seals to the containment. 23 CCR 2630, 2635(d), 2636(c), 2666
☐	2030055 Failure to test the spill bucket annually. HSC 25284.2
☐	2060022 Failure of UST system installed on or after July 1, 2003 and before July 1, 2004 to comply with one or more of the following: be designed and constructed with a monitoring system capable of detecting the entry of the hazardous substance stored in the primary containment into the secondary containment and/or capable of detecting water intrusion into the secondary containment. HSC 25290.2(d)
☐	2030065 (RD) Failure to maintain the interstitial space under constant vacuum, pressure, or hydrostatic such that a breach in the primary or secondary containment is detected before the liquid or vapor phase of the hazardous substance stored in the UST tank is released into the environment. (Product Tight) HSC 25290.1(e)
☐	2060023 Failure of a UST system installed on or after July 1, 2004 to be designed and constructed so as to detect the entry of the liquid or vapor-phase of the hazardous substance stored in the primary containment into the secondary containment and capable of detecting water intrusion into the secondary containment. HSC 25290.1(d)

UST Tank (SW) Requirements

☐	2030005 (RD) Option 1: Failure to conduct the 0.2 gallon per hour continuous in tank leak detection test. 23 CCR 2643(b)(5)
☐	2030006 (RD) Option 1: Failure to conduct the monthly 0.2 gallon per hour automatic tank gauging test on a single wall tank and/or failure of the automatic tank gauge to generate and print a hard copy of the monthly 0.2 gallons per hour test. 23 CCR 2643(b)(1)
☐	2030056 Option 2: Failure to submit the annual statistical inventory reconciliation (SIR) Report to the CUPA. 23 CCR 2646.1(j)
☐	2030057 (RD) Option 2: When statistical inventory reconciliation results indicate failure or inconclusive, owner/operator failed to complete one or more of the following: notify CUPA of a possible release within 24 hours; submit copy of the report to the CUPA within 10 days; inspect records for errors and physically inspect the UST system within 24 hours; have meters recalibrated within 48 hours of receipt of report. 23 CCR 2646.1(d)
☐	2030058 (RD) Option 2: Failure to meet one or more of the requirements of SIR, including but not limited to: measurements taken daily, calculated monthly, capable of detecting a 0.2 gallon per hour release, conduct a tank integrity test every two years, conduct piping and or tank test within 15 days of receipt of two successive SIR reports which are inconclusive or which indicate a possible release and/or calibrate dispenser meters annually. CCR 2646.1
☐	2030030 (RD) Option 3: Weekly gauging not being performed in according to the required specifications. 23 CCR 2645
☐	2030004 (RD) Option 4: Failure of the automatic tank gauge to test the tank at least once per month when the product level in the tank is at least three feet and shall be capable of detecting a release of 0.1 gallons per hour. 23 CCR 2643(b)(2)

UST Pressurized Piping (DW) Requirements

#	VIOLATION DESCRIPTION
☐	2030018 (RD) Failure of the double wall pressurized piping in the turbine sump to be continuously monitored with a system that activates an audible and visual alarm or restricts or stops flow at dispenser when a leak is detected. 23 CCR 2636(f)(1)
☐	2030025 (RD) Failure of the pressurized piping to meet one or more of the following requirements: monitored at least hourly with the capability of detecting a release of 3.0 gallons per hour, and will restrict the flow or product through the piping or trigger an alarm when a release occurs. 23 CCR 2636(f)(2)
☐	2030026 Failure of line leak detector to detect a leak and/or failure of audible and visual alarm. 23 CCR 2636(f)(2)
☐	2060014 Failure to install leak detection equipment correct for the type of system. HSC 25290.1; 23 CCR 2638
☐	2060012 (RD) Failure to install line leak detector on pressurized piping system. HSC 25290.1(h), 25290.2(g), 25291(f), 2529
☐	2030042 (RD) Option 1: Failure to perform and/or pass the annual line integrity test for pressurized piping that does not utilize fail safe or shut down. 23 CCR 2636(f)(4)
☐	2030020 (RD) Option 3: Failure to conduct daily visual inspections each time the tank is operated, but not less than monthly, and maintain a log of inspection results for review of the CUPA. HSC 25281.5(b)(3)

UST Pressurized Piping (SW) Requirements

☐	2060018 (RP) Failure to demonstrate that existing single wall pressurized pipe containing motor vehicle fuel is constructed of glass fiber reinforced plastic, cathodically protected steel, or steel clad with glass reinforced plastic. HSC 25292(e)(2); 23 CCR 2666(b)
☐	2030027 (RD) Failure of pump shut down when a leak is detected or when line leak detector is disconnected. 23 CCR 2666(c)
☐	2060017 Failure to install an automatic line leak detector capable of shutting off the pump when a release occurs, fails, or is disconnected. 23 CCR 2666(c)
☐	2030052 (RD) Option 3: Failure to monitor pressurized pipe containing motor vehicle fuel at least hourly at any pressure and either perform 0.2 gallon per hour monthly line integrity test or perform 0.1 gallon per hour annual line integrity test. 23 CCR 2641(a), 2643
☐	2030053 (RD) Option 3: Piping fails to meet one or more of the following requirements: below grade piping sloped to drain back into storage tank if the suction is released, only one check valve on the piping located directly below the suction pump, and inspection method which readily demonstrates compliance. 23 CCR 2636(a)(3) 2641(b)

UST Piping (SW) Requirements – Conventional Suction

☐	2030050 (RD) Failure to conduct 0.1 gallon per hour piping integrity test every three years. 23 CCR 2643(d)
☐	2030049 Failure to conduct daily monitoring for air in the pipe and log results. 23 CCR 2643(d)

UST Piping (SW) Requirements – Gravity

☐	2030051 Failure to conduct piping integrity test or overfill integrity test every two years. 23 CCR 2643(e)

UST System – Cathodic Protection Requirements

#	VIOLATION DESCRIPTION
☐	2030009 (RP) Failure to inspect the impressed-current system every 60 calendar days and/or failure to have corrosion protection equipment turned on and functioning properly and/or failure to inspect the impressed-current system within six months of installation and at least every three years thereafter and/or failure to test sacrificial anodes once every three years in accordance with the manufacturer's instructions. 23 CCR 2635
☐	2060004 (RP) Failure to install corrosion protection for USTs and/or failure of the field-installed cathodic protection system to meet the consensus standards. 23 CCR 2635(a)(2)(A)

UST System – Closure

☐	2030063 (RD) Failure to comply with temporary closure requirements. HSC 25298; 23 CCR 2670, 2671
☐	2030038 UST system was abandoned or not properly closed, or failure to comply with all permanent closure requirements. HSC 25298; 23 CCR 2670, 2672

Owner Statements of Designated Underground Storage Tank (UST) Operator and Understanding of and Compliance with UST Requirements

Facility Name: City of Poway Public Works Dept.	Facility ID #:
Facility Address: 14415 Lake Poway Rd. Poway, CA 92064	Reason for Submitting this Form *(Check One)* ☒ Change of Designated Operator ☐ Update Certificate Expiration Date
Facility Phone #: 858-668-4745	

Designated UST Operator(s) for this Facility

PRIMARY

Designated Operator's Name: Rely Environmental	Relation to UST Facility *(Check One)* ☐ Owner ☐ Operator ☐ Employee ☐ Service Technician ☒ Third-Party
Business Name *(If different from above)*: See Attached List	
Designated Operator's Phone #:	
International Code Council Certification #:	Expiration Date:

ALTERNATE 1 ***(Optional)***

Designated Operator's Name:	Relation to UST Facility *(Check One)* ☐ Owner ☐ Operator ☐ Employee ☐ Service Technician ☐ Third-Party
Business Name *(If different from above)*:	
Designated Operator's Phone #:	
International Code Council Certification #:	Expiration Date:

ALTERNATE 2 ***(Optional)***

Designated Operator's Name:	Relation to UST Facility *(Check One)* ☐ Owner ☐ Operator ☐ Employee ☐ Service Technician ☐ Third-Party
Business Name *(If different from above)*:	
Designated Operator's Phone #:	
International Code Council Certification #:	Expiration Date:

I certify that, for the facility indicated at the top of this page, the individual(s) listed above will serve as Designated UST Operator(s). The individual(s) will conduct and document monthly facility inspections and annual facility employee training, in accordance with California Code of Regulations, title 23, section 2715(c) - (f).

Furthermore, I understand and am in compliance with the requirements (statutes, regulations, and local ordinances) applicable to underground storage tanks.

NAME OF TANK OWNER (Please Print): City of Poway / Bryant Hall

SIGNATURE OF TANK OWNER: Bryant Hall

DATE: 3/1/18 **OWNER'S PHONE #:** 858-668-4722

NOTE: 1) SUBMIT THIS COMPLETED FORM TO THE LOCAL AGENCY (NOT THE STATE WATER RESOURCES CONTROL BOARD) BY JANUARY 1, 2005. THE LOCAL AGENCY LIST IS AVAILABLE AT: www.waterboards.ca.gov/ust/contacts/cupa_agys.html.

2) NOTIFY THE LOCAL AGENCY OF ANY CHANGES TO THIS INFORMATION WITHIN 30 DAYS OF THE CHANGE.

Compliance Management and
Consulting for Small Business

California UST System Operator List

Name	ICC Certification #	Expiration Date	Phone
Scott Storms	8145140-UC	2/27/2018	(619) 379-1457
Derryl Hadley	8152502-UC	2/25/2018	(619) 865-6263
Joshua Jones	5248585-UC	2/27/2018	(760) 520-9871
Rebecca Watkins	8562593-UC	11/4/2018	(619) 302-6779

3276 Rosecrans Street, Suite 201 San Diego, CA 92110
Office: (844) 992 -7359 Fax: (619) 374-7133
www.relyenvironmental.com

COUNTY OF SAN DIEGO CUPA
DEPARTMENT OF ENVIRONMENTAL HEALTH
HAZARDOUS MATERIALS DIVISION
P.O. BOX 129261, SAN DIEGO, CA 92112-9261
(858) 505-6880 FAX (858) 505-6848
http://www.sdcdeh.org

UNDERGROUND STORAGE TANK

RESPONSE PLAN – PAGE 1

(One form per facility)

TYPE OF ACTION ☑ 1. NEW PLAN ☐ 2. CHANGE OF INFORMATION R01

I. FACILITY INFORMATION

FACILITY ID # (Agency Use Only) 3 7 – 0 0 0 – 1 0 5 3 9 7 1

BUSINESS NAME (Same as FACILITY NAME or DBA – Doing Business As) R02
City of Poway Public Works Dept.

BUSINESS SITE ADDRESS R03	CITY R04		ZIP CODE R05
14415 Lake Poway Rd.	Poway	CA	92064

II. SPILL CONTROL AND CLEANUP METHODS

This plan addresses unauthorized releases from UST systems and supplements the emergency response plans and procedures in the facility's Hazardous Materials Business Plan.

- If safe to do so, facility personnel will take immediate measures to control or stop any release (e.g., activate pump shut-off, etc.) and, if necessary, safely remove remaining hazardous material from the UST system.
- Any release to secondary containment will be pumped or otherwise removed within 24 hours of discovery. Recovered hazardous materials, unless suitable for their intended use, will be managed as hazardous waste.
- Absorbent material will be used to contain and clean up manageable spills of hazardous materials. Absorbent material which has become too saturated to be effective or which is no longer intended for use will be managed as hazardous waste unless a waste determination in accordance with 22 CCR §66262.11 finds that it is non-hazardous. Used absorbent material, reusable or waste, will be stored in a properly labeled and sealed container. Waste material shall be disposed appropriately.
- Facility personnel will determine whether any water removed from secondary containment systems, or from clean-up activity, has been in contact with any hazardous material. If the water is contaminated, it will be managed as hazardous waste unless a waste determination in accordance with 22 CCR §66262.11 finds that it is non-hazardous. If the water has a petroleum sheen (i.e., rainbow colors), it is contaminated. A thick floating petroleum layer may not necessarily display rainbow colors. Water (hazardous or non-hazardous) from sumps, spill containers, etc. will not be disposed to storm water systems.
- We will review secondary containment systems for possible deterioration if any of the following conditions occur:
  1. Hazardous material in contact with secondary containment is not compatible with the material used for secondary containment;
  2. Secondary containment is prone to damage from any equipment used to remove or clean up hazardous material collected in secondary containment;
  3. Hazardous material, other than the product/waste stored in the primary containment system, is placed inside secondary containment to treat or neutralize released product/waste, and the added material or resulting material form such a combination is not compatible with secondary containment.

III. SPILL CONTROL AND CLEAN-UP EQUIPMENT

PERIODIC MAINTENANCE: Spill control and clean-up equipment kept permanently on-site is listed in the facility's Hazardous Materials Business Plan. This equipment is inspected at least monthly, and after each use, supplies are replenished as needed. Defective equipment is repaired or replaced as necessary.

EQUIPMENT NOT PERMANENTLY ON-SITE, BUT AVAILABLE FOR USE IF NEEDED: (Complete only if applicable)

EQUIPMENT	LOCATION	AVAILABILITY
R10 NA all equipment is on site	R20	R30
R11	R21	R31
R12	R22	R32
R13	R23	R33
R14	R24	R34
R15	R25	R35

IV. RESPONSIBLE PERSONS

THE FOLLOWING PERSON(S) IS/ARE RESPONSIBLE FOR AUTHORIZING ANY WORK NECESSARY UNDER THIS RESPONSE PLAN:

NAME	TITLE
R40 Bryant Hill	R50 Public Works Operations Manager
R41 Mike Weigel	R51 Senior Equipment Mechanic
R42 Chuck Tucker	R52 Equipment Mechanic
R43	R53

V. MONITORING INDICATORS

IF MONITORING INDICATES A POSSIBLE UNAUTHORIZED RELEASE, STEPS TO VERIFY THE RELEASE WILL BE MADE AS FOLLOWS: R60
☑ Additional system testing or data collection ☑ Inspection by qualified persons ☑ Recalibration of equipment ☑ Other (specify):

Inspect sumps and secondary containments for presence of liquid, remove and dispose of any liquid as hazardous waste.

UST Response Plan – Instructions

Complete one UST Response Plan for each UST facility. This form must be submitted with your initial UST Operating Permit Application and within 30 days of changes in the information it contains. It supplements the Emergency Response Plans and Procedures in the facility's Hazardous Materials Business Plan. (Note: Numbering of these instructions follows the data element numbers on the form.)

R01. TYPE OF ACTION – Check the appropriate box to indicate why this plan is being submitted.

1. FACILITY ID NUMBER – This space is for agency use only and is the same as UPF (Unified Program Facility) Permit #.

R02. BUSINESS NAME – Enter the complete Facility Name.

R03. BUSINESS SITE ADDRESS – Enter the street address where the facility is located, including building number, if applicable. Post office box numbers are not acceptable. This information must provide a means to locate the facility geographically.

R04. CITY – Enter the city or unincorporated area in which the facility is located.

R05. ZIP CODE – Enter the zip code of business site. The zip + 4 may also be added.

R10. EQUIPMENT – If you have spill control or clean-up equipment kept off-site, list that equipment in sections R10 through R15. If no equipment is kept off-site, leave this section blank.

R20. LOCATION – If you have spill control or clean-up equipment kept off-site, list the equipment location(s) sections R20 through R25. If no equipment is kept off-site, leave this section blank.

R30. AVAILABILITY – If you have spill control or clean-up equipment kept off-site, list the equipment availability in sections R30 through R35. If no equipment is kept off-site, leave this section blank.

R40. NAME – At least one person responsible for authorizing any work necessary under this UST Response Plan must be identified. Use sections R40 through R43 to list the name(s) of the responsible person(s).

R50. TITLE – At least one person responsible for authorizing any work necessary under this UST Response Plan must be identified. Use sections R50 through R53 to list the job title(s) of the responsible person(s).

R60. MONITORING INDICATORS Briefly describe the steps that will be taken to verify the presence or absence of a release if the tank monitoring system indicates the possibility of a release.

OWNER/OPERATOR SIGNATURE – The owner/operator shall sign in the space provided. This signature certifies that the signer believes that all information submitted is true, accurate, and complete.

R70. DATE – Enter the date the plan was signed.

R71. OWNER/OPERATOR NAME – Print or type the name of the person signing the plan.

R72. OWNER/OPERATOR TITLE – Enter the title of the person signing the plan.

COUNTY OF SAN DIEGO CUPA
DEPARTMENT OF ENVIRONMENTAL HEALTH
HAZARDOUS MATERIALS DIVISION
P.O. BOX 129261, SAN DIEGO, CA 92112-9261
(858) 505-6880 FAX (858) 505-6848
http://www.sdcdeh.org
UNDERGROUND STORAGE TANK

RESPONSE PLAN – PAGE 2

(One form per facility)

VI. REPORTING AND RECORD KEEPING

We will report/record any overfill, spill, or unauthorized release from a UST system as indicated in this plan.

Recordable Releases: Any unauthorized release from primary containment which the UST operator is able to clean up within eight (8) hours after the release was detected or should reasonably have been detected, and which does not escape from secondary containment, does not increase the hazard of fire or explosion, and does not cause any deterioration of secondary containment, must be recorded in the facility's monitoring records. Monitoring records must include:

- The UST operator's name and telephone number;
- A list of the types, quantities, and concentrations of hazardous substances released;
- A description of the actions taken to control and clean up the release;
- The method and location of disposal of the released hazardous substances, and whether a hazardous waste manifest was or will be used;
- A description of actions taken to repair the UST and to prevent future releases;
- A description of the method used to reactivate interstitial monitoring after replacement or repair of primary containment.

Reportable Releases: Any overfill, spill, or unauthorized release which escapes from secondary containment (or primary containment if no secondary containment exists), increases the hazard of fire or explosion, or causes any deterioration of secondary containment, is a reportable release. Reportable releases are also recordable.

Within 24 hours after a reportable release has been detected, or should have been detected, we will notify the local agency administering the UST program of the release, investigate the release, and take immediate measures to stop the release. If necessary, or if required by the local agency, remaining stored product/waste will be removed from the UST to prevent further releases or facilitate corrective action. If an emergency exists, we will notify the State Office of Emergency Services.

Within five (5) working days of a reportable release, we will submit to the local agency a full written report containing all of the following information to the extent that the information is known at the time of filing the report:

- The UST owner's or operator's name and telephone number;
- A list of the types, quantities, and concentrations of hazardous materials released;
- The approximate date of the release;
- The date on which the release was discovered;
- The date on which the release was stopped;
- A description of actions taken to control and/or stop the release;
- A description of corrective and remedial actions, including investigations which were undertaken and will be conducted to determine the nature and extent of soil, ground water or surface water contamination due to the release;
- The method(s) of cleanup implemented to date, proposed cleanup actions, and a schedule for implementing the proposed actions;
- The method(s) and location(s) of disposal of released hazardous materials and any contaminated soils, groundwater, or surface water;
- Copies of any hazardous waste manifests used for off-site transport of hazardous wastes associated with clean-up activity;
- A description of proposed methods for any repair or replacement of UST system primary/secondary containment systems;
- A description of additional actions taken to prevent future releases.

We will follow the reporting procedures described above if any of the following conditions occur:

- A recordable unauthorized release can not be cleaned up or is still under investigation within eight (8) hours of detection;
- Released hazardous substances are discovered at the UST site or in the surrounding area;
- Unusual operating conditions are observed, including erratic behavior of product dispensing equipment, sudden loss of product, or the unexplained presence of water in the tank, unless system equipment is found to be defective and is immediately repaired or replaced, and no leak has occurred;
- Monitoring results from UST system monitoring equipment/methods indicate that a release may have occurred, unless the monitoring equipment is found to be defective and is immediately repaired, recalibrated, or replaced, and additional monitoring does not confirm the initial results.

Record Retention: Monitoring records and written reports of unauthorized releases must be maintained on-site for at least 3 years. Hazardous waste shipping/disposal records (e.g., manifests) must be maintained for at least 3 years from the date of shipment.

VII. OWNER/OPERATOR SIGNATURE

CERTIFICATION: I certify that the information provided herein is true and accurate to the best of my knowledge.

OWNER/OPERATOR SIGNATURE	DATE R70
City of Poway / Bryant Hill	03/07/2018
OWNER/OPERATOR NAME (print) R71	**OWNER/OPERATOR TITLE R72**
BRYANT HILL	PUBLIC WORKS OPERATIONS MANAGER

(Agency Use Only) This plan has been reviewed and is: ☐ Approved ☐ Approved With Conditions* ☐ Disapproved

Local Agency Signature: Date: / /

**Conditions of approval (if any):*

DEH 2002-HUPFP-105397

County of San Diego

DEPARTMENT OF ENVIRONMENTAL HEALTH-HAZARDOUS MATERIALS DIVISION
P.O. BOX 129261, SAN DIEGO, CA 92112-9261
(858) 505-6880 1-800-253-9933 FAX (858) 505-6848; http://www.sdcdeh.org

UNDERGROUND STORAGE TANK MONITORING SYSTEM CERTIFICATION

Authority Cited: Chapter 6.7, Health and Safety Code; Chapter 16, Division 3, Title 23, California Code of Regulations

This form must be used to document installation, testing and servicing of monitoring equipment. A separate certification or report must be prepared for each monitoring system control panel by the technician who performs the work. A copy of this form must be provided to the tank system owner/operator. The owner/operator must submit a copy of this form to the local agency regulating UST systems within 30 days of test date.

Plan Check Number: **Permit Number: 105397**

A. General Information

Facility Name: City of Poway Bldg. No.:

Site Address: 14415 Lake Poway Rd. City: Poway Zip: 92064-

Facility Contact Person: Tony Bowers Contact Phone No.: (858) 668-4745 x

Make/Model of Monitoring System: Veeder-Root TLS 350 Date of Testing/Servicing: 1-Mar-18

B. Inventory of Equipment Tested/Certified: Check the appropriate boxes to indicate specific equipment installed/ inspected/serviced:

Tank ID: T-1 87 Unleaded ☒ In-Tank Gauging Probe Model: 864390-107 ☒ Annular Space or Vault Sensor Model: 794390-420 ☒ Piping Sump / Trench Sensor(s) Model: 794380-208 ☒ Fill Sump Sensor(s) Model: 794380-208 ☒ Mechanical Line Leak Detector Model: Red Jacket FX ☐ Electronic Line Leak Detector Model: ☐ Tank Overfill / High-Level Sensor Model: ☐ Other (specify equipment type and model in Section E on Page 2)	**Tank ID:** T-2 Diesel ☒ In-Tank Gauging Probe Model: 864390-107 ☒ Annular Space or Vault Sensor Model: 794390-420 ☒ Piping Sump / Trench Sensor(s) Model: 794380-208 ☒ Fill Sump Sensor(s) Model: 794380-208 ☒ Mechanical Line Leak Detector Model: Red Jacket FX ☐ Electronic Line Leak Detector Model: ☐ Tank Overfill / High-Level Sensor Model: ☐ Other (specify equipment type and model in Section E on Page 2).
Tank ID: ☐ In-Tank Gauging Probe Model: ☐ Annular Space or Vault Sensor Model: ☐ Piping Sump / Trench Sensor(s) Model: ☐ Fill Sump Sensor(s) Model: ☐ Mechanical Line Leak Detector Model: ☐ Electronic Line Leak Detector Model: ☐ Tank Overfill / High-Level Sensor Model: ☐ Other (specify equipment type and model in Section E on Page 2).	**Tank ID:** ☐ In-Tank Gauging Probe Model: ☐ Annular Space or Vault Sensor Model: ☐ Piping Sump / Trench Sensor(s) Model: ☐ Fill Sump Sensor(s) Model: ☐ Mechanical Line Leak Detector Model: ☐ Electronic Line Leak Detector Model: ☐ Tank Overfill / High-Level Sensor Model: ☐ Other (specify equipment type and model in Section E on Page 2)
Dispenser ID: #1/2 ☒ Dispenser Containment Sensor(s) Model: 794380-208 ☒ Shear Valve(s) ☐ Dispenser Containment Float(s) and Chain(s)	**Dispenser ID:** #3/4 ☒ Dispenser Containment Sensor(s) Model: 794380-208 ☒ Shear Valve(s) ☐ Dispenser Containment Float(s) and Chain(s).
Dispenser ID: ☐ Dispenser Containment Sensor(s) Model: ☐ Shear Valve(s) ☐ Dispenser Containment Float(s) and Chain(s).	**Dispenser ID:** ☐ Dispenser Containment Sensor(s) Model: ☐ Shear Valve(s) ☐ Dispenser Containment Float(s) and Chain(s).
Dispenser ID: ☐ Dispenser Containment Sensor(s) Model: ☐ Shear Valve(s) ☐ Dispenser Containment Float(s) and Chain(s).	**Dispenser ID:** ☐ Dispenser Containment Sensor(s) Model: ☐ Shear Valve(s) ☐ Dispenser Containment Float(s) and Chain(s).

*If the facility contains more tanks or dispensers, copy this form. Include information for every tank and dispenser at the facility.

C. Certification - I certify that the equipment identified in this document was installed/inspected/serviced in accordance with the manufacturers' guidelines. Attached to this Certification is information (e.g. manufacturers' checklists) necessary to verify that this information is correct and a Plot Plan showing the layout of monitoring equipment. For any equipment capable of generating such reports, I have also attached a copy of the report *(check all that apply)*: ☒ Copy of the report ☒ System set-up ☒ Alarm history report

Technician Name (print): Keegan Slagen

Signature:

Certification No.: B33106 License No.: 602806-A

Testing Company Name: Ienal Engineering Corporation Phone No.: (619) 697-2200 x

Testing Company Address: P O Box 459 Lemon Grove, CA 91946-0459 Date of Testing/Servicing: 1-Mar-18

D. Results of Testing/Servicing

Permit Number:

Software Version Installed:

Complete the following checklist:

☒ Yes	☐ No*	Is the audible alarm operational?
☒ Yes	☐ No*	Is the visual alarm operational?
☒ Yes	☐ No*	Were all sensors visually inspected, functionally tested, and confirmed operational?
☒ Yes	☐ No*	Were all sensors installed at lowest point of secondary containment and positioned so that other equipment will not interfere with their proper operation?
☐ Yes	☐ No* ☒ N/A	If alarms are relayed to a remote monitoring station, is all communications equipment (e.g. modem) operational?
☒ Yes	☐ No* ☐ N/A	For pressurized piping systems, does the turbine automatically shut down if the piping secondary containment monitoring system detects a leak, fails to operate, or is electrically disconnected? If yes: which sensors initiate positive shutdown? *(Check all that apply)* ☒ Sump/Trench Sensors; ☒ Dispenser Containment Sensors. Did you confirm positive shutdown due to leaks and sensor failure/disconnection? ☒ Yes; ☐ No.
☒ Yes	☐ No* ☐ N/A	For tank systems that utilize the monitoring system as the primary tank overfill warning device (i.e. no mechanical overfill prevention valve is installed), is the overfill warning alarm visible and audible at the tank fill point(s) and operating properly? If so, at what percent of tank capacity does the alarm trigger? 90%
☒ Yes*	☐ No	Was any monitoring equipment replaced? If yes, identify specific sensors, probes, or other equipment replaced and list the manufacturer name and model for all replacement parts in Section E, below.
☐ Yes*	☒ No	Was liquid found inside any secondary containment systems designed as dry systems? *(Check all that apply)* ☐ Product; ☐ Water. If yes, describe causes in Section E, below.
☒ Yes	☐ No*	Was monitoring system set-up reviewed to ensure proper settings? Attach set up reports, if applicable.
☒ Yes	☐ No*	Is all monitoring equipment operational per manufacturer's specifications?

*** In Section E below, describe how and when these deficiencies were or will be corrected.**

E. Comments (500 characters max. add additional sheets if needed):

Site has straight droptubes and ball floats.

Overfill alarm is primary means for overfill protection.

DRAFT

2017-2018 APCD ACTIVE ENGINE PERMITS PROJECT

PILOT PHASE – RTE HE016

- 162 engines on original APCD list
- 37 engines discovered not associated with a UPFP, or fuel not declared in CERS, after:
  - cross-referencing with CERS and AA by name and address
  - eliminating obvious non-HMBP tanks (e.g. natural gas)
- 6 engines referred to III route (results pending)
- 7 engines were co-located on three sites
- 24 status verifications resulted:
  - 14 NOVs issued for unpermitted businesses (all but three have come into compliance so far)
  - 3 Class II violations for tanks not in CERS at permitted businesses
  - 9 ACOMs written for facilities which did not require a permit
  - 0 still pending site visits
  - About 7,000 ga total fuels were unreported/unpermitted

PHASE ONE

- APCD data filtering
  - Identify tanks potentially subject to HMBP
- Cross-reference data with existing permits, pass one
  - Company name
  - CERS inventory
  - UPFP record
- Parse data into districts

PHASE TWO

- EHTs contact facilities
  - Advise that UPFP/HMBP may be required
  - Provide basic permit requirement information
  - Provide information on making submittals to CERS
  - Follow up with facilities confirming permit requirement to submit in CERS
  - Identify facilities that are uncertain and need

PHASE THREE

- EHS training on project
  - Minimizing frustrations with facility
  - Determining tank sizes for unmarked tanks (e.g. Bay Cities, Kohler, etc databases)
  - Procedures for eForms
  - Suggested language for reports
- Lists of active engine permits passed to EHSs
- Data cross-referenced with existing permits, pass two
- EHS conducts status verifications in their route
  - Issues NOVs for unpermitted businesses, or
  - Issues ACOM report to document no permit required

PROJECT COORDINATOR ONGOING TASKS

- Maintain metrics for deliverables reporting for each route/district
    - Number of NOVs issued for unpermitted facilities
    - Number of unpermitted tanks found
    - Number of new permits issued
    - Number of violations issued for undisclosed tanks at permitted facilities
    - Number of undisclosed tanks at permitted facilities found
    - Number of ACOMs issued for facilities not requiring a permit
- Log project progress
- Provide support/direction through each phase of project to EHSs and EHTs
- Adapt processes as required

PROCESSES TO DEFINE/ESTABLISH

- HMD-wide processes:
    - Tracking ACOMs and RTC -> UPFPs (problem?)
- EHT processes
    - Initial contact
    - Form letter/email for:
        - Businesses knowing tank capacity
        - Businesses not knowing tank capacity
    - Time limit from notification by EHT to status verification visit by EHS (to prevent NOV)
- EHS processes
    - Initial contact
    - NOV or Class II or ACOM

UNDERGROUND STORAGE TANK MONITORING SYSTEM CERTIFICATION

F. In-Tank Gauging / SIR Equipment: **Permit Number:** 105397

☐ Check this box if tank gauging is used only for inventory control

☐ Check this box if no tank gauging or SIR equipment is installed

This section must be completed if in-tank gauging equipment is used to perform leak detection monitoring.

Complete the following checklist:

☒ Yes	☐ No*	Has all input wiring been inspected for proper entry and termination, including testing for ground faults?
☒ Yes	☐ No*	Were all tank gauging probes visually inspected for damage and residue buildup?
☒ Yes	☐ No*	Was accuracy of system product level readings tested?
☒ Yes	☐ No*	Was accuracy of system water level readings tested?
☒ Yes	☐ No*	Were all probes reinstalled properly?
☒ Yes	☐ No*	Were all items on the equipment manufacturer's maintenance checklist completed?

*** In Section H below, describe how and when these deficiencies were or will be corrected.**

G. Line Leak Detectors (LLD): ☐ Check this box if LLDs are not installed.

Complete the following checklist:

☒ Yes	☐ No* ☐ N/A	For equipment start-up or annual equipment certification, was a leak simulated to verify LLD performance? *(Check all that apply)* Simulated leak rate: ☒ 3 g.p.h.: ☐ 0.1 g.p.h. ; ☐ 0.2 g.p.h.
☐ Yes	☒ No*	Were all LLDs confirmed operational and accurate within regulatory requirements?
☒ Yes	☐ No*	Was the testing apparatus properly calibrated?
☒ Yes	☐ No* ☐ N/A	For mechanical LLDs, does the LLD restrict product flow if it detects a leak?
☐ Yes	☐ No* ☒ N/A	For electronic LLDs, does the turbine automatically shut off if the LLD detects a leak?
☐ Yes	☐ No* ☒ N/A	For electronic LLDs, does the turbine automatically shut off if any portion of the monitoring system is disabled or disconnected?
☐ Yes	☐ No* ☒ N/A	For electronic LLDs, does the turbine automatically shut off if any portion of the monitoring system malfunctions or fails a test?
☐ Yes	☐ No* ☒ N/A	For electronic LLDs, have all accessible wiring connections been visually inspected?
☒ Yes	☐ No*	Were all items on the equipment manufacturer's maintenance checklist completed?

*** In Section H below, describe how and when these deficiencies were or will be corrected.**

H. Comments (500 characters max. add additional sheets if needed):

I. Results of Vacuum/Pressure Monitoring Equipment Testing

This page should be used to document testing and servicing of vacuum and pressure interstitial sensors. A copy of this form must be included with the Monitoring System Certification Form, which must be provided to the tank system owner/operator. The owner/operator must submit a copy of the Monitoring System Certification Form to the local agency regulating UST systems within 30 days of test date.

	Model: N/A	System Type: ☐ Pressure: ☐ Vacuum
	Component(s) Monitored by this Sensor: N/A Sensor Functionality Test Result: ☐ Pass; ☐ Fail Interstitial Communication Test Result: ☐ Pass; ☐ Fail	
	Component(s) Monitored by this Sensor: Sensor Functionality Test Result: ☐ Pass; ☐ Fail Interstitial Communication Test Result: ☐ Pass; ☐ Fail	
	Component(s) Monitored by this Sensor: Sensor Functionality Test Result: ☐ Pass; ☐ Fail Interstitial Communication Test Result: ☐ Pass; ☐ Fail	
	Component(s) Monitored by this Sensor: Sensor Functionality Test Result: ☐ Pass; ☐ Fail Interstitial Communication Test Result: ☐ Pass; ☐ Fail	
	Component(s) Monitored by this Sensor: Sensor Functionality Test Result: ☐ Pass; ☐ Fail Interstitial Communication Test Result: ☐ Pass; ☐ Fail	
	Component(s) Monitored by this Sensor: Sensor Functionality Test Result: ☐ Pass; ☐ Fail Interstitial Communication Test Result: ☐ Pass; ☐ Fail	
	Component(s) Monitored by this Sensor: Sensor Functionality Test Result: ☐ Pass; ☐ Fail Interstitial Communication Test Result: ☐ Pass; ☐ Fail	
	Component(s) Monitored by this Sensor: Sensor Functionality Test Result: ☐ Pass; ☐ Fail Interstitial Communication Test Result: ☐ Pass; ☐ Fail	
	Component(s) Monitored by this Sensor: Sensor Functionality Test Result: ☐ Pass; ☐ Fail Interstitial Communication Test Result: ☐ Pass; ☐ Fail	
How was interstitial communication verified? ☐ Leak Introduced at Far End of Interstitial Space:[1] ☐ Gauge; ☐ Visual Inspection; ☐ Other *(Describe in Sec. J, below)*		
Was vacuum/pressure restored to operating levels in all interstitial spaces? ☐ Yes ☐ No *(If no, describe in Sec. J, below)*		

J. Comments (500 characters max. add additional sheets if needed):

Not applicable, this site is SB989 compliant, not a 2481 site

[1] If the sensor successfully detects a simulated vacuum/pressure leak introduced in the interstitial space at the furthest point from the sensor, vacuum/pressure has been demonstrated to be communicating throughout the interstice.

UNDERGROUND STORAGE TANK MONITORING SYSTEM CERTIFICATION

Permit Number: 105397

UST Monitoring Site Plan

Site Address: 14415 Lake Poway Rd, Poway, CA 92064.

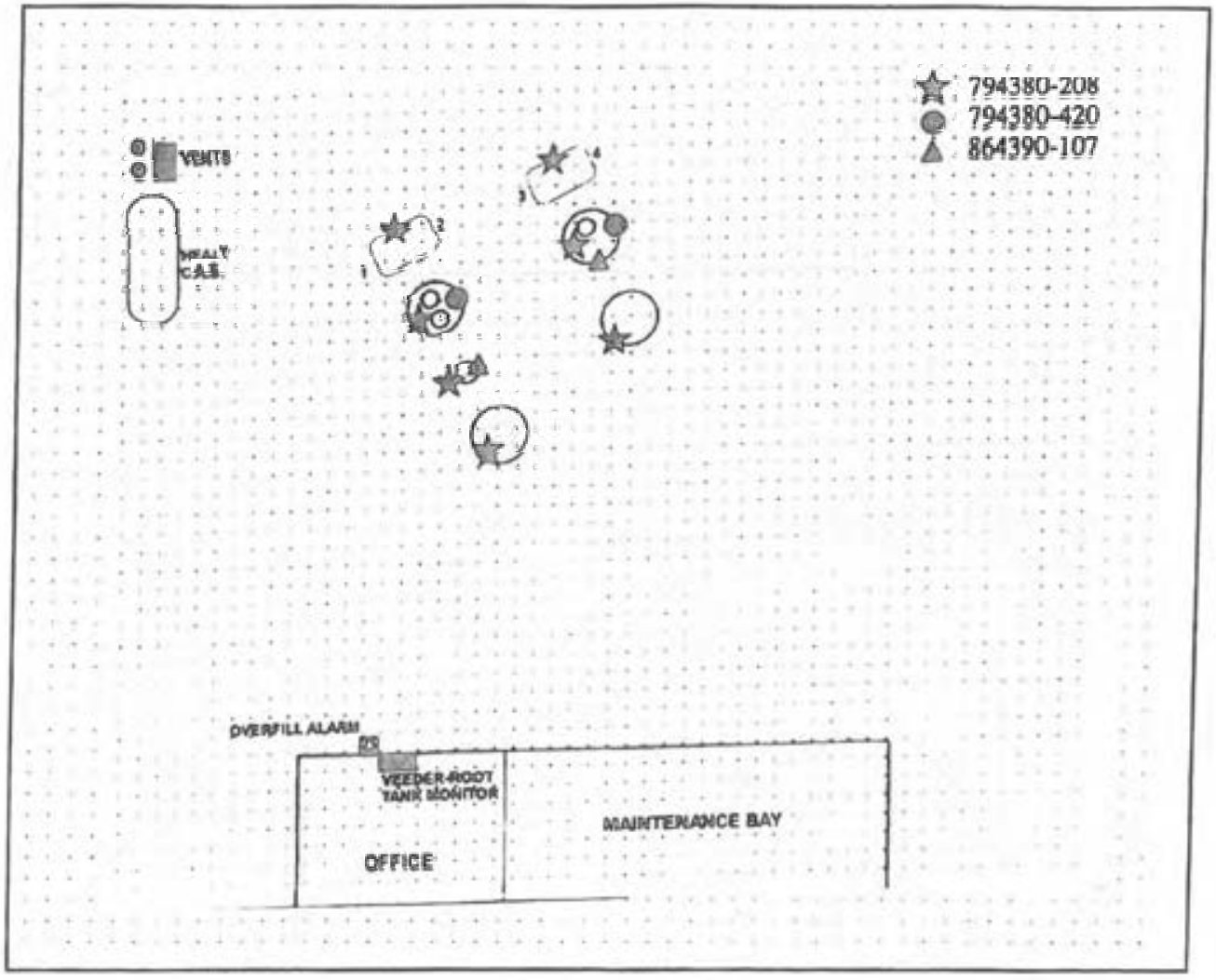

Date map was drawn: 1-Mar-18

Instructions

If you already have a diagram that shows all required information, you may include it, rather than this page, with your Monitoring System Certification. On your site plan, show the general layout of tanks and piping. Clearly identify locations of the following equipment, if installed: monitoring system control panels; sensors monitoring tank annular spaces, sumps, dispenser pans, spill containers, or other secondary containment areas; mechanical or electronic line leak detectors; and in-tank liquid level probes (if used for leak detection). In the space provided, note the date this Site Plan was prepared.

Spill Bucket Testing Report Form

This form is intended for use by contractors performing annual testing of UST spill containment structures. The completed form and printouts from tests (if applicable), should be provided to the facility owner/operator for submittal to the local regulatory agency.

1. FACILITY INFORMATION

Facility	City of Poway	Date of Testing:	3/1/2018
Facility Address:	14415 Lake Poway Rd.		
Facility Contact:	Bryant Hill	Phone:	(858) 668-4759
Date Local Agency Was Notified of Testing :	1/26/2018		
Name of Local Agency Inspector *(if present during testing)*:	Donelle Griffin		

2. TESTING CONTRACTOR INFORMATION

Company Name:	Jenal Engineering Corporation					
Technician Conducting Test:	Keegan Slatten					
Credentials[1]:	CSLB Contractor	X	ICC Service Tech.	SWRCB Tank Tester	Other *(Specify)*	
License Number(s):	602806 Class A					

3. SPILL BUCKET TESTING INFORMATION

Test Method Used:	Hydrostatic	Vacuum	X Other SD County Approved Lake Test	
Test Equipment Used: Visual			Equipment Resolution: visual	
Identify Spill Bucket *(By Tank Number, Stored Product, etc.)*	1. Unleaded	2. Diesel		
Bucket Installation Type:	Contained in Sump	Contained in Sump		
Bucket Diameter:	10.5"	10.5"		
Bucket Depth:	10"	10"		
Wait time between applying vacuum/water and start of test:	30 Minutes	30 Minutes		
Test Start Time (T_i):	10:00	10:00		
Initial Reading (R_i):	10 ½"	10 ½"		
Test End Time (T_f):	11:00	11:00		
Final Reading (R_f):	10 ½"	10 ½"		
Test Duration ($T_f - T_i$):	1 Hour	1 Hour		
Change in Reading ($R_f - R_i$):	0.00	0.00		
Pass/Fail Threshold or Criteria:	+/- 0.0"	+/- 0.0"		
Test Result:	**Pass**	**Pass**		

Comments – *(include information on repairs made prior to testing, and recommended follow-up for failed tests)*

Spill bucket test witnessed by CUPA inspector on 3/1/2018

CERTIFICATION OF TECHNICIAN RESPONSIBLE FOR CONDUCTING THIS TESTING

I hereby certify that all the information contained in this report is true, accurate, and in full compliance with legal requirements.

Technician's Signature: Keegan Slatten Date: 3/1/2018

[1] State laws and regulations do not currently require testing to be performed by a qualified contractor. However, local requirements may be more stringent.

ALARM HISTORY REPORT

----- SYSTEM ALARM -----
PAPER OUT
MAR 3, 2016 6:34 AM
PRINTER ERROR
MAR 3, 2017 9:12 AM
BATTERY IS OFF
JAN 1, 1996 8:00 AM
SYS SECURITY WARNING
MAR 1, 2018 9:46 AM

***** END *****

ALARM HISTORY REPORT

----- IN-TANK ALARM -----

T 1:UNLEADED

HIGH WATER ALARM
MAR 3, 2017 8:45 AM
FEB 5, 2003 3:25 PM

OVERFILL ALARM
MAR 1, 2018 10:14 AM
MAR 3, 2017 8:31 AM
MAR 1, 2017 6:57 AM

LOW PRODUCT ALARM
MAR 14, 2012 7:48 AM

HIGH PRODUCT ALARM
NOV 16, 2016 12:50 PM
JAN 28, 2003 2:20 PM

INVALID FUEL LEVEL
MAR 1, 2018 10:02 AM
MAR 3, 2016 7:12 AM
MAR 14, 2012 7:47 AM

PROBE OUT
MAR 1, 2018 10:15 AM
MAR 1, 2018 10:01 AM
MAR 13, 2017 8:02 AM

HIGH WATER WARNING
MAR 1, 2018 10:10 AM
MAR 3, 2017 8:45 AM
FEB 5, 2003 3:25 PM

DELIVERY NEEDED
NOV 2, 2017 1:27 AM
MAR 13, 2017 7:37 AM
MAR 14, 2012 7:48 AM

MAX PRODUCT ALARM
NOV 16, 2016 12:50 PM
JAN 28, 2003 2:20 PM

LOW TEMP WARNING
MAR 13, 2017 7:41 AM
MAR 3, 2017 9:12 AM
MAR 3, 2016 7:21 AM

***** END *****

ALARM HISTORY REPORT

---- IN-TANK ALARM ----

T 2:DIESEL

OVERFILL ALARM
MAR 1, 2018 10:13 AM
MAR 3, 2017 8:36 AM
MAR 1, 2017 7:00 AM

LOW PRODUCT ALARM
MAY 17, 2012 7:11 AM
MAR 4, 2008 9:45 AM
FEB 5, 2003 3:22 PM

HIGH PRODUCT ALARM
JAN 28, 2003 2:15 PM

INVALID FUEL LEVEL
MAR 14, 2013 7:36 AM
MAY 17, 2012 7:11 AM
FEB 5, 2003 3:22 PM

PROBE OUT
MAR 1, 2018 10:13 AM
MAR 1, 2018 10:02 AM
MAR 3, 2017 8:36 AM

DELIVERY NEEDED
MAY 17, 2012 7:08 AM
MAR 4, 2008 9:25 AM
MAR 13, 2007 10:55 AM

LOW TEMP WARNING
MAR 3, 2017 8:34 AM
MAR 3, 2016 7:10 AM
MAR 17, 2010 [illegible] PM

***** END *****

ALARM HISTORY REPORT

----- SENSOR ALARM -----
L 1:87 TURBINE SUMP
STP SUMP
FUEL ALARM
MAR 1, 2018 10:09 AM

SENSOR OUT ALARM
MAR 1, 2018 10:05 AM

FUEL ALARM
JUN 14, 2017 9:33 AM

* * * * * END * * * * *

ALARM HISTORY REPORT

----- SENSOR ALARM -----
L 3:87 FILL SUMP
PIPING SUMP
FUEL ALARM
MAR 1, 2018 10:07 AM

SENSOR OUT ALARM
MAR 1, 2018 10:05 AM

FUEL ALARM
MAR 3, 2017 8:20 AM

* * * * * END * * * * *

ALARM HISTORY REPORT

----- SENSOR ALARM -----
L 5:DISPENSER 1-2
DISPENSER PAN
FUEL ALARM
MAR 1, 2018 10:09 AM

SENSOR OUT ALARM
MAR 1, 2018 10:05 AM

FUEL ALARM
MAR 3, 2017 8:26 AM

* * * * * END * * * * *

ALARM HISTORY REPORT

----- SENSOR ALARM -----
L 2:87 STG SUMP
MONITOR WELL
FUEL ALARM
MAR 1, 2018 10:09 AM

SENSOR OUT ALARM
MAR 1, 2018 10:05 AM

FUEL ALARM
MAR 3, 2017 8:20 AM

* * * * * END * * * * *

ALARM HISTORY REPORT

----- SENSOR ALARM -----
L 4:87 ANNULAR
ANNULAR SPACE
FUEL ALARM
MAR 1, 2018 10:08 AM

SENSOR OUT ALARM
MAR 1, 2018 10:05 AM

FUEL ALARM
MAR 3, 2017 8:21 AM

* * * * * END * * * * *

ALARM HISTORY REPORT

----- SENSOR ALARM -----
L 6:DIESEL TURBINE SUMP
STP SUMP
FUEL ALARM
MAR 1, 2018 10:11 AM

SENSOR OUT ALARM
MAR 1, 2018 10:05 AM

FUEL ALARM
JUN 14, 2017 9:16 AM

* * * * * END * * * * *

ALARM HISTORY REPORT

----- SENSOR ALARM -----
L 7:DIESEL FILL SUMP
PIPING SUMP
FUEL ALARM
MAR 1, 2018 10:11 AM

SENSOR OUT ALARM
MAR 1, 2018 10:05 AM

FUEL ALARM
MAR 3, 2017 8:24 AM

* * * * * END * * * * *

ALARM HISTORY REPORT

----- SENSOR ALARM -----
L 9:DISPENSER 3-4
DISPENSER PAN
FUEL ALARM
MAR 1, 2018 10:10 AM

SENSOR OUT ALARM
MAR 1, 2018 10:05 AM

FUEL ALARM
MAR 3, 2017 8:27 AM

* * * * * END * * * * *

ALARM HISTORY REPORT

----- SENSOR ALARM -----
L 8:DIESEL ANNULAR
ANNULAR SPACE
FUEL ALARM
MAR 1, 2018 10:11 AM

SENSOR OUT ALARM
MAR 1, 2018 10:05 AM

FUEL ALARM
MAR 3, 2017 8:25 AM

* * * * * END * * * * *

CITY OF POWAY
14415 LAKE POWAY RD
POWAY, CA, 92064
C0310617120500A

MAR 1, 2018 9:29 AM

SYSTEM STATUS REPORT

ALL FUNCTIONS NORMAL

INVENTORY REPORT

T 1:UNLEADED
VOLUME = 3237 GALS
ULLAGE = 2835 GALS
90% ULLAGE= 2227 GALS
TC VOLUME = 3211 GALS
HEIGHT = 48.35 INCHES
WATER VOL = 0 GALS
WATER = 0.00 INCHES
TEMP = 70.9 DEG F

T 2:DIESEL
VOLUME = 2489 GALS
ULLAGE = 1540 GALS
90% ULLAGE= 1137 GALS
TC VOLUME = 2476 GALS
HEIGHT = 54.57 INCHES
WATER VOL = 0 GALS
WATER = 0.00 INCHES
TEMP = 71.5 DEG F

* * * * * END * * * * *

SOFTWARE REVISION LEVEL
VERSION (22.00
SOFTWARE# 346122-100-H
CREATED - 01.10.16.09.35

NO SOFTWARE INSTALLED
SYSTEM FEATURES:
PERIODIC IN-TANK TESTS
MANUAL IN-TANK TESTS

SYSTEM SETUP

MAR 1, 2018 9:30 AM

SYSTEM UNITS
U.S.
SYSTEM LANGUAGE
ENGLISH
SYSTEM DATE TIME FORMAT
MON DD YYYY HH:MI:SS AM

CITY OF POWAY
14415 LAKE POWAY RD
POWAY, CA, 92064
C0310617120500A

SHIFT TIME 1 : 6:00 AM
SHIFT TIME 2 : DISABLED
SHIFT TIME 3 : DISABLED
SHIFT TIME 4 : DISABLED

TANK PER TST NEEDED WRN
DISABLED
TANK ANN TST NEEDED WRN
DISABLED

LINE RE-ENABLE METHOD
PASS LINE TEST

LINE PER TST NEEDED WRN
DISABLED
LINE ANN TST NEEDED WRN
DISABLED

PRINT TC VOLUMES
ENABLED

TEMP COMPENSATION
VALUE (DEG F): 60.0
STICK HEIGHT OFFSET
DISABLED

M-PROTOCOL DATA FORMAT
HEIGHT
DAYLIGHT SAVING TIME
ENABLED
START DATE
MAR WEEK 2 SUN
START TIME
2:00 AM
END DATE
NOV WEEK 2 SUN
END TIME
2:00 AM

RE-DIRECT LOCAL PRINTOUT
DISABLED

EURO PROTOCOL PREFIX
2

SYSTEM SECURITY
CODE : 013701

COMMUNICATIONS SETUP

PORT SETTINGS:

COMM BOARD : 1 (RS-232)
BAUD RATE : 9600
PARITY : NONE
STOP BIT : 1 STOP
DATA LENGTH: 8 DATA
RS-232 SECURITY
CODE : DISABLED

COMM BOARD : 2 (RS-232)
BAUD RATE : 9600
PARITY : NONE
STOP BIT : 1 STOP
DATA LENGTH: 8 DATA
RS-232 SECURITY
CODE : DISABLED

AUTO TRANSMIT SETTINGS:

AUTO LEAK ALARM LIMIT
DISABLED
AUTO HIGH WATER LIMIT
DISABLED
AUTO OVERFILL LIMIT
DISABLED
AUTO LOW PRODUCT
DISABLED
AUTO THEFT LIMIT
DISABLED
AUTO DELIVERY START
DISABLED
AUTO DELIVERY END
DISABLED
AUTO EXTERNAL INPUT ON
DISABLED
AUTO EXTERNAL INPUT OFF
DISABLED
AUTO SENSOR FUEL ALARM
DISABLED
AUTO SENSOR WATER ALARM
DISABLED
AUTO SENSOR OUT ALARM
DISABLED

RS-232 END OF MESSAGE
DISABLED

IN-TANK SETUP

T 1:UNLEADED
PRODUCT CODE : 1
THERMAL COEFF : .000700
TANK DIAMETER : 92.00
TANK PROFILE : 4 PTS
FULL VOL : 6072
69.0 INCH VOL : 4885
46.0 INCH VOL : 3036
23.0 INCH VOL : 1187

FLOAT SIZE: 4.0 IN.

WATER WARNING : 1.5
HIGH WATER LIMIT: 3.0

MAX OR LABEL VOL: 6072
OVERFILL LIMIT : 90%
: 5464
HIGH PRODUCT : 95%
: 5768
DELIVERY LIMIT : 15%
: 910

LOW PRODUCT : 300
LEAK ALARM LIMIT: 99
SUDDEN LOSS LIMIT: 99
TANK TILT : 1.00
PROBE OFFSET : 0.50

MANIFOLDED TANKS
T#: NONE

LEAK MIN PERIODIC: 50%
: 3036

LEAK MIN ANNUAL : 50%
: 3036

PERIODIC TEST TYPE
STANDARD

ANNUAL TEST FAIL
ALARM DISABLED

PERIODIC TEST FAIL
ALARM DISABLED

GROSS TEST FAIL
ALARM DISABLED

ANN TEST AVERAGING: OFF
PER TEST AVERAGING: OFF

TANK TEST NOTIFY: OFF

TNK TST SIPHON BREAK:OFF

DELIVERY DELAY : 3 MIN
PUMP THRESHOLD : 10.00%

T 2:DIESEL
PRODUCT CODE : 2
THERMAL COEFF : .000450
TANK DIAMETER : 92.00
TANK PROFILE : 4 PTS
FULL VOL : 4029
69.0 INCH VOL : 3241
46.0 INCH VOL : 2014
23.0 INCH VOL : 788

FLOAT SIZE: 4.0 IN.

WATER WARNING : 1.5
HIGH WATER LIMIT: 3.0

MAX OR LABEL VOL: 4029
OVERFILL LIMIT : 90%
: 3626
HIGH PRODUCT : 95%
: 3827
DELIVERY LIMIT : 15%
: 604

LOW PRODUCT : 200
LEAK ALARM LIMIT: 99
SUDDEN LOSS LIMIT: 99
TANK TILT : 0.00
PROBE OFFSET : 0.00

MANIFOLDED TANKS
T#: NONE

LEAK MIN PERIODIC: 50%
: 2014

LEAK MIN ANNUAL : 50%
: 2014

PERIODIC TEST TYPE
STANDARD

ANNUAL TEST FAIL
ALARM DISABLED

PERIODIC TEST FAIL
ALARM DISABLED

GROSS TEST FAIL
ALARM DISABLED

ANN TEST AVERAGING: OFF
PER TEST AVERAGING: OFF

TANK TEST NOTIFY: OFF

TNK TST SIPHON BREAK:OFF

DELIVERY DELAY : 3 MIN
PUMP THRESHOLD : 10.00%

LEAK TEST METHOD

TEST ON DATE : ALL TANK
JAN 1, 1996
START TIME : DISABLED
TEST RATE : 0.20 GAL/HR
DURATION : 2 HOURS

TST EARLY STOP:DISABLED

LEAK TEST REPORT FORMAT
NORMAL

LIQUID SENSOR SETUP

L 1:87 TURBINE SUMP
TRI-STATE (SINGLE FLOAT)
CATEGORY : STP SUMP

L 2:87 ATG SUMP
TRI-STATE (SINGLE FLOAT)
CATEGORY : MONITOR WELL

L 3:87 FILL SUMP
TRI-STATE (SINGLE FLOAT)
CATEGORY : PIPING SUMP

L 4:87 ANNULAR
TRI-STATE (SINGLE FLOAT)
CATEGORY : ANNULAR SPACE

L 5:DISPENSER 1-2
TRI-STATE (SINGLE FLOAT)
CATEGORY : DISPENSER PAN

L 6:DIESEL TURBINE SUMP
TRI-STATE (SINGLE FLOAT)
CATEGORY : STP SUMP

L 7:DIESEL FILL SUMP
TRI-STATE (SINGLE FLOAT)
CATEGORY : PIPING SUMP

L 8:DIESEL ANNULAR
TRI-STATE (SINGLE FLOAT)
CATEGORY : ANNULAR SPACE

L 9:DISPENSER 3-4
TRI-STATE (SINGLE FLOAT)
CATEGORY : DISPENSER PAN

OUTPUT RELAY SETUP

R 1:UNLEADED SHUTDOWN
TYPE:
STANDARD
NORMALLY CLOSED

IN-TANK ALARMS
T 1:HIGH WATER ALARM
T 1:LOW PRODUCT ALARM

LIQUID SENSOR ALMS
L 1:FUEL ALARM
L 2:FUEL ALARM
L 3:FUEL ALARM
L 4:FUEL ALARM
L 5:FUEL ALARM
L 1:SENSOR OUT ALARM
L 2:SENSOR OUT ALARM
L 3:SENSOR OUT ALARM
L 4:SENSOR OUT ALARM
L 5:SENSOR OUT ALARM

R 2:DIESEL SHUTDOWN
TYPE:
STANDARD
NORMALLY CLOSED

IN-TANK ALARMS
T 2:HIGH WATER ALARM
T 2:LOW PRODUCT ALARM

LIQUID SENSOR ALMS
L 6:FUEL ALARM
L 7:FUEL ALARM
L 8:FUEL ALARM
L 9:FUEL ALARM
L 6:SENSOR OUT ALARM
L 7:SENSOR OUT ALARM
L 8:SENSOR OUT ALARM
L 9:SENSOR OUT ALARM

R 3:OVERFILL
TYPE:
STANDARD
NORMALLY OPEN

IN-TANK ALARMS
ALL:OVERFILL ALARM
ALL:HIGH PRODUCT ALARM
ALL:MAX PRODUCT ALARM

RECONCILIATION SETUP

AUTOMATIC DAILY CLOSING
TIME: 2:00 AM

PERIODIC RECONCILIATION
MODE: MONTHLY

TEMP COMPENSATION
STANDARD

BUS SLOT FUEL METER TANK
TANK MAP EMPTY

County of San Diego
Department of Environmental Health
Underground Storage Tank Operating Permit

Record ID: DEH2002-HUPFP-105397

State ID: 37-000-105397
CERS ID: 10374337

Operating Permit Issued On: 5/24/2018
Operating Permit Expires On: 5/23/2023

UST Facility Name: CITY OF POWAY FLEET MAINTENANCE
Site Address: 14415 Lake Poway Rd, Poway, CA 92064
Tank Owner's Name: CITY OF POWAY
Tank Operator's Name: Bryant Hill

Tank #	Capacity (gallons)	Tank Use	Piping Construction	Contents	Monitor Alternative
19448	6000	Motor Vehicle Fueling	Double-walled	Regular Unleaded	DW Tank, DW Pressurized Pipe w/ Dry Tank Annular; Positive Shut-Off & Failsafe, 3.0 Lld; UDC w/ Positive Shut-Off
19449	4000	Motor Vehicle Fueling	Double-walled	Diesel	DW Tank, DW Pressurized Pipe w/ Dry Tank Annular; Positive Shut-Off & Failsafe, 3.0 Lld; UDC w/ Positive Shut-Off

Total Number of Operating Permitted Tanks: 2

***See reverse for permit conditions and requirements**

OPERATING CONDITIONS AND REQUIREMENTS
FOR THE PERMIT TO OPERATE UNDERGROUND STORAGE TANKS

This permit is valid for 5 years pursuant to the California Health & Safety Code, Chapter 67, Section 25285 with an annual renewal fee per San Diego County Code, Title 6, Division 8, Chapter 9, Certified Unified Program Agency. Failure to comply with the following operating conditions and requirements for this permit to operate may cause the HMD to revoke, or modify this permit pursuant to Section 25285.1 of the California Health & Safety Code. **NOTE: The owner and operator are subject to all applicable requirements of Chapters 6,7, and 6.75 of the California Health & Safety Code, and CCR Title 23 Division 3, Chapters 16 and 18.**

The Underground Storage Tank Facility Owner/Operator shall provide and maintain the following:

1. Obtain appropriate permits from the Department of Environmental Health (DEH). Permits are required to install, operate, close, upgrade, or repair an underground storage tank system including associated piping.
2. A copy of this permit and all conditions and attachments must be kept at the underground storage tank location at all times. This permit must be renewed prior to the expiration date.
3. The permittee shall ensure that both the owner and the operator of the tank are provided with a copy of this permit. If the permittee is not the operator of the tank, then the permittee must:
    a. Enter into a written agreement with the operator of the tank to monitor the tank system as set forth in this permit;
    b. Provide the operator with a copy or summary of Section 25299 (attached); and
    c. Notify the DEH of any change of operator.
4. Allow the DEH to inspect the facility, equipment, device or records pursuant to Section 68.903 of the San Diego County Code and HSC Chapter 6.7, Section 25289.
5. Monitor the underground storage tank using a monitoring method specified on the permit application. Monitoring, maintenance, and testing records shall be kept on site for at least 3 years, 6 ½ years for cathodic protection maintenance records, and 5 years for written performance claims pertaining to release detection systems, and calibration and maintenance records for such systems. Records of repairs, lining, and upgrades shall be maintained on site or at another approved location for the remaining life of the underground storage tank. These records shall be kept on site and made available upon request to the DEH or the State Water Board. Monitoring records shall include:
    a. The date, and time of all monitoring or sampling;
    b. Monitoring equipment calibration and maintenance records;
    c. The results of any visual observations;
    d. The results of all sample analysis performed in the laboratory or in the field, including laboratory data sheets and analysis used;
    e. The logs of all readings of gauges or other monitoring equipment, ground water elevations, or other test results; and
    f. The results of any inventory readings and daily inventory reconciliation.
6. A copy of the Designated Operator monthly inspection record with all attachments for the previous 12 months and a list of facility employees who have been trained by the designated operator (including dates of training and dates of hire) shall be kept on site.
7. Maintain on site and/or in CERS, an approved "Operating Permit Application - **Facility Information**" and the "Operating Permit Application - **Tank Information**", "Underground Storage Tank Monitoring Plan" (referenced in Title 23, Section 2632 (d)(1)), emergency response plan, and plot plan.
8. Maintain all equipment, devices and instruments in good repair. All monitoring and leak detection equipment shall be installed, calibrated, operated, and maintained in accordance with manufacturer's instructions, including routine maintenance and service checks (at least once per calendar year) for operating or running condition. All primary containment shall be product-tight.
9. Owners and operators shall use care to prevent releases due to spilling or overfilling. Before product is delivered, owners, operators, or their agents shall ensure that the space available in the tank is greater than the volume of product to be transferred to the tank and shall ensure that the transfer operation is monitored constantly to prevent overfilling and spilling. In addition, you must report and record all unauthorized releases (leaks) to the DEH within 24 hours [Phone Number (858) 505-6880].
10. Report and record all failed integrity tests or inconclusive SIR results to the DEH within 24 hours [Phone Number (858) 505-6880].
11. Submit a copy of all monitoring certification, spill bucket, integrity, and secondary containment test results to the DEH within 30 days after completion of the test. Submit a copy of enhanced leak detection results to the DEH within 60 days after completion of the test.
12. Notify the DEH in writing within 30 days of a change in ownership, operator, monitoring procedure, equipment, or tank usage.
13. Maintain adequate Pollution Liability Insurance (Financial Responsibility) pursuant to Article 3, Chapter 6.75 of the California Health & Safety Code.
14. Additional requirements may be imposed on the tank owner/operator for the permit to operate, should the State Water Resources Control Board (SWRCB) adopt new sections or amend the California Health & Safety Code or the California Code of Regulations, Title 23.

HM-9142 (04/15)

COUNTY OF SAN DIEGO

UPFP INSPECTION CHECKLIST

INSPECTION DATE: **03/01/2018**
RECORD ID #: **DEH2002-HUPFP-105397**
TIME START: **9:50 AM** END: **12:25 PM**
SPECIALIST: **Donelle Griffin**
INSPECTION CONTACT: **Bryant Hill**
TITLE: **Public Works Operations Manager**
PHONE: **(858) 668-4722**
E-MAIL: **bhill@poway.org**

FACILITY NAME: **CITY OF POWAY FLEET MAINTENANCE**
ADDRESS: **14415 LAKE POWAY RD**
CITY/ZIP: **POWAY** /**92064**

FACILITY REFERENCE DATA

ACCELA

RECORD STATUS: Permit Renewed
PERMIT EXPIRATION DATE: 02/28/2019
BALANCE DUE: $0.00
INSPECTOR: Donelle Griffin
INSPECTION TYPE: Routine
INSPECTION STATUS: Pending Corrective Action

CERS

EPA ID NUMBER: CAL000036102
FACILITY CERS ID NUMBER: 10374337
CERS LEAD USER: Eric Heidemann
LAST CERS SUBMITTAL DATE: 02/17/2017
ENVIRONMENTAL CONTACT EMAIL: tbowers@poway.org
ENVIRONMENTAL CONTACT PHONE: 8586684745

FACILITY INFORMATION

	YES	NO		YES	NO
INACTIVATION INSPECTION:	☐	☒	HAZARDOUS MATERIALS:	☒	☐
CHANGE OF OWNER:	☐	☒	HAZARDOUS WASTE:	☒	☐
CHANGE IN BUSINESS TYPE:	☐	☒	ABOVEGROUND PETROLEUM STORAGE ACT:*	☐	☒
BUSINESS TYPE: Public Utilities-Not Fleet Fuel Facility			TOTAL SHELL CAPACITY APSA:		0
ISSUE INITIAL INVOICE:	☐	☒	UNDERGROUND STORAGE TANK:	☒	☐
ASSESS NON-NOTIFICATION FEE:	☐	☒	CALARP PROGRAM (CERS):	☐	☒
ASSESS RE-INSPECTION FEE:	☐	☒	CALARP PROGRAM LEVEL: 1 2 3 N/A		
FACILITY SUBJECT TO BASE FEE:	☒	☐	MEDICAL WASTE:	☐	☒
FACILITY SUBJECT TO CUPA FEE:	☒	☐	MW FACILITY GENERATING OVER 200 LBS PER MONTH:	☐	☒
UPDATE FACILITY ADDRESS IN AA:	☐	☒	EPIC PARTICIPANT:	☐	☒
BUSINESS CLOSE DATE:			NUMBER OF TLV GASES AT THE FACILITY:		0

HW GENERATOR STATUS : **LQG** **SQG** **CESQG** **RCRA LQG** **N/A**

TIERED PERMIT LEVEL(S) : **CESQT** **CESW** **CE-L** **CE-CL** **HHW** **PBR** **CA** **N/A**

PRIMARY BILLING CODE: Not Applicable
SECONDARY BILLING CODE: Not Applicable
TERTIARY BILLING CODE: Not Applicable

INSPECTION SCOPE:*

HAZARDOUS MATERIALS: **GEN HAZMAT** **APSA** **UST**
HAZARDOUS WASTE: **SQG** **LQG**
MEDICAL WASTE: **SQG** **SQG - TREATS** **LQG** **LQG - ABBREVIATED** **LQG - TREATS**
CALARP: **1** **2** **3**
TIERED PERMITTING: **CESQT** **CESW** **CE-L** **CE-CL** **CA** **PBR** **HHW**

CONSENT TO CONDUCT INSPECTION GRANTED BY: INSPECTION CONTACT ☒ NAME: Bryant Hill TITLE: Public Works Operations Man

REMOVE BLANK CHECKLISTS FROM FINAL INSPECTION REPORT ☐ REFUSED TO SIGN ☐

TIME ACCOUNTING (Routine) **TOTAL TIME ENTERED: 3.3**

Date	Time	Group	Type
02/28/2018	0.6	HMD Inspection	Drive Time - Record
02/28/2018	0.9	HMD Inspection	Report Writing - Record
02/28/2018	0.7	HMD Inspection	UST - Record
02/28/2018	1.1	HMD Inspection	HM/HW - Record

COUNTY OF SAN DIEGO

UPFP INSPECTION CHECKLIST

FACILITY NAME: **CITY OF POWAY FLEET MAINTENANCE**
ADDRESS: **14415 LAKE POWAY RD**
CITY/ZIP: **POWAY** /**92064**

INSPECTION DATE: **03/01/2018**
RECORD ID #: **DEH2002-HUPFP-105397**
TIME START: **9:50 AM** END: **12:25 PM**
SPECIALIST: **Donelle Griffin**
INSPECTION CONTACT: **Bryant Hill**
TITLE: **Public Works Operations Manager**
PHONE: **(858) 668-4722**
E-MAIL: **bhill@poway.org**

INSPECTION REPORT EMAILS:

Donelle.Griffin@sdcounty.ca.gov,jjones@relyenvironmental.com

RECORD COMMENT:

COUNTY OF SAN DIEGO

COMPLIANCE INSPECTION REPORT

FACILITY NAME: **CITY OF POWAY FLEET MAINTENANCE**
ADDRESS: **14415 LAKE POWAY RD**
CITY/ZIP: **POWAY** /**92064**

INSPECTION DATE: **03/01/2018** PAGE **1** OF **10**
RECORD ID #: **DEH2002-HUPFP-105397**
TIME START: **9:50 AM** END: **12:25 PM**
SPECIALIST: **Donelle Griffin**
INSPECTION CONTACT: **Bryant Hill**
TITLE: **Public Works Operations Manager**
PHONE: **(858) 668-4722**
E-MAIL: **bhill@poway.org**

On the above date, the County inspected your facility under the authority of the California Health and Safety Code (H&SC), to determine compliance with applicable provisions of the H&SC, the California Code of Regulations (CCR), and the San Diego County Code of Regulatory Ordinances (SDCC). **This report serves as a Notice to Comply (H&SC 25187.8 & 25404.1.2) for any minor violations as defined in H&SC 25404 and 25117.6.** This report may contain both minor and more significant (Class II) violations. Minor violations do not include repeat violations or violations remaining uncorrected for more than 30 days (or as specified below). Minor violations do not include knowing, willful, intentional, or chronic violations; nor do they include violations showing a pattern of neglect or disregard. The remarks below are intended to provide guidance to correct any violations indicated on the attached violation report. You must submit a written response to this report within 30 days (or as specified below) demonstrating that all violations have been corrected or include a written notice of disagreement that clearly states the reason for any disputed violations. Prompt correction can protect you from penalties for a "minor violation". Penalties can be imposed for each day in violation for all other violations even if they are corrected promptly. However, correction within 30 days (or as specified below) will make a penalty less likely.

NOTE: Reinspection fees will be charged if additional inspections are required to determine compliance.

Yes	N/A		Yes	N/A	
☒	☐	Unified Program Facility Permit Current	☒	☐	Contingency Plan Available ☐ LQG ☒ SQG
☒	☐	Hazardous Materials Business Plan Available	☒	☐	Employee Training Records Available
☒	☐	Employee Training is Adequate	☒	☐	Universal Waste Managed Properly
☒	☐	Waste Disposal Records Available for Review	☒	☐	Waste Containers ☒ Closed ☒ Labeled
☐	☐	Emergency Contacts Current ☐ Updated today	☒	☐	Waste Containers in Good Condition
☒	☐	Chemical Inventory/Map Current ☐ Updated today			Permit Expires On 02/28/2019

CONSENT TO CONDUCT INSPECTION GRANTED BY: Bryant Hill TITLE: Public Works Operations Manag

INTRODUCTION:
The Hazardous Materials Division (HMD) is the Certified Unified Program Agency (CUPA) for the County of San Diego, regulating businesses that manage hazardous waste, hazardous materials, aboveground petroleum storage tanks, and underground storage tanks. The HMD also acts as the local enforcement agency for the Medical Waste Management Act (MWMA).

Complete facility inspection for annual underground storage tank monitoring system and routine compliance inspection for hazardous waste generation and Hazardous Materials Business Plan.

UST Inspection
On site with Bryant Hill, City of Poway, Josh James, Rely Environmental and Keegan Slatten, Jenel Engineering (ICC#8162150 exp.4/11/2018, Veeder Root #B333106 exp.2/20/20, VMI exp. 7/21/2018). Facility has two double walled underground storage tanks (UST) - 1 x 6,000 gallon unleaded gasoline and 1 x 4,000 diesel for fleet fueling operations.

- Reminder to complete SB989 by 6/14/2020 to comply with triennial testing requirement.
- UST operating permit is current, expires 5/23/2018.
- Overfill- OTG probes for both tanks tested and alarmed at 90% fill level.
- All liquid sensors tested and passed. (all initiated positive shut down)
- Both fueling tank systems have mechanical line leak detectors - tested and passed 3 gph leak test @ 10 psi.
- Spill buckets tested for one hour and passed.
- UDC for the fuel dispensers initiated positive shutdown
- On-site UST records reviewed; monitoring plan, plot plan, owner/operator agreement (3/1/2018), CFR/CFO letter (07/19/2017) and response plans.
- On site UST records reviewed including past monitoring certification and test records, alarm history/system set up, monthly DUSTO inspections, SB989 (6/14/2017) and DUSTO training records (3/1/2018). On site records are complete and up to date.

Routine Inspection
Facility is a small quantity hazardous waste generator that generates ~70 waste tar, ~20 gal waste antifreeze, ~625 gal. waste oil, and ~100 gal. oily water per year. EPA ID# CAL000036102 active at the time of this inspection per the DTSC on-line database.

On site at the time of this inspection in reportable quantities, not including USTs, 1 x 325 gal. waste oil tank, 1 x 55 gal. drum of waste asphalt emulsion, 1 x 55 gal. drum antifreeze, 4 x 85 gal tanks new oil/ATF, Acetylene 2 x 118, 1 x 75 cu ft. cylinders, and oxygen 2 x 200, 1 x 80 cu ft. cylinders.

On site at below reportable quantities - 1 x 200 cu ft. argon cylinder, 1 x 268 cu ft. CO2/Argon, and 1 x 200 cu ft. CO2 cylinder. Please note that these gases are not reportable in these quantities <1000 and remove them from your CERS inventory if listed. Your fees are based in part on number of inventory items.

VIOLATION # 1
2010007 Failure to submit and maintain complete and current Certification of Financial Responsibility or other mechanism of financial assurance. HSC 25292.2(a), 25299.30-34; 23 CCR 2711(a)(11), 2808.1, 2809-2809.2

Underground Storage Tanks: 19449,19448

Classification: Minor

Observations:
CERS submittal did not include copy of Certification of Financial Responsibility. Copy on site an up to date but not submitted to the county in CERS.

Corrective Action Due By:03/31/2018
Within 30 days submit current Certification of Financial Responsibility in CERS. Complete corrective action form found on the last page of this report and submit to donelle.griffin@sdcounty.ca.gov or fax to her attention @ 858-505-6786.

VIOLATION # 2
2030037 Failure to implement or maintain a written agreement between the UST owner and operator. 23 CCR 2620(b); HSC 6.7 25284(a)(3)(A-B)

Underground Storage Tanks: 19449,19448

Classification: Minor

Observations:
CERS submittal did not include copy of UST owner/operator ageement. Copy being completed on site during inspection but not submitted to the county in CERS.

Corrective Action Due By:03/31/2018
Within 30 days submit current UST owner/operator ageement in CERS. Complete corrective action form found on the last page of this report and submit to donelle.griffin@sdcounty.ca.gov or fax to her attention @ 858-505-6786.

VIOLATION # 3
2010013 Failure to have an approved UST Monitoring Plan. 23 CCR 2632(d)(1), 2634(d), 2641(h)

Underground Storage Tanks: 19449,19448

Classification: Minor

Observations:
CERS submittal did not include copy of UST monitoring plan. Copy on site an up to date but not submitted to the county in CERS.

Corrective Action Due By:03/31/2018

Within 30 days submit current UST monitoring plan in CERS. Complete corrective action form found on the last page of this report and submit to donelle.griffin@sdcounty.ca.gov or fax to her attention @ 858-505-6786.

VIOLATION # 4
2010014 Failure to have an approved UST Response Plan. 23 CCR 2632(d)(2), 2634(e), 2641(h)

Underground Storage Tanks: 19449,19448

Classification: Minor

Observations:
CERS submittal did not include copy of UST response plan. No copy could be found on site at the time of this inspection.

Corrective Action Due By:03/31/2018
Within 30 days complete and submit UST response plan in CERS. Complete corrective action form found on the last page of this report and submit to donelle.griffin@sdcounty.ca.gov or fax to her attention @ 858-505-6786.

VIOLATION # 5
1010006 Failed to update HMBP in CERS within 30 days of a substantial change to any portion of the HMBP, including inventory changes or facility information. HSC 25508.1(a-f); 19 CCR 2654(d); SDCC 68.904(c)(6)

Classification: Minor

Observations:
Emergency contacts are no longer at the facility, retired in December 2017. CERS has not yet been updated with current contacts (>30 days).

Corrective Action Due By:03/31/2018
This violation must be corrected online by logging into the facility account in CERS and editing/submitting an up-to date facility information section. If guidance is needed with your inventory in CERS, visit our CERS Information webpage or call our CERS help line at (858) 505-6990 for one-on-one guidance.

INSPECTION REMARKS:
Helpful Websites:
• For guidance documents on hazardous materials-related topics,
go to: http://www.sandiegocounty.gov/content/sdc/deh/hazmat/hmd_publications.html
• For information on the California Environmental Reporting System (CERS),
go to: http://www.sandiegocounty.gov/content/sdc/deh/hazmat/hmd_cers.html
• If you have questions on: permit fees, business plan requirements, or hazardous waste regulations,
go to: http://www.sandiegocounty.gov/content/sdc/deh/hazmat.html
• To find out the latest San Diego County News and receive updates, subscribe to our govdelivery emails:
https://public.govdelivery.com/accounts/CASAND/subscriber/new

If you have any questions regarding this inspection, please contact Donelle Griffin , 858-260-1898, Donelle.Griffin@sdcounty.ca.gov

INSPECTION PHOTOS
None

All regulated businesses are required by law to submit their Unified Program-related information and business updates online through the California Environmental Reporting System (CERS). For additional information about CERS, go to: http://www.sandiegocounty.gov/deh/hazmat/hmd_cers.html

PRINTED NAME OF FACILITY REPRESENTATIVE **Bryant Hill**	SIGNATURE		DATE SIGNED **03/01/2018**
TITLE OF FACILITY REPRESENTATIVE **Public Works Operations Manager**			

COUNTY OF SAN DIEGO

COMPLIANCE INSPECTION REPORT
Handlers of Hazardous Materials and Small and Large Quantity Generators of Hazardous Waste

FACILITY NAME: * **CITY OF POWAY FLEET MAINTENANCE**

ADDRESS: * **14415 LAKE POWAY RD** CITY/ZIP: * **POWAY** **92064**

Each violation checked below is for the section(s) of the California Health and Safety Code (HSC), California Code of Regulations (CCR), or the San Diego County Code (SDCC) indicated in italics. Incorporated provisions of Title 40 of the Code of Federal regulations (CFR) are noted for reference. All violations must be corrected. Submit documentation of return to compliance to your Specialist. You may use the Corrective Action Form (HM-926) to document your return to compliance. Please call (858) 505-6880 or your Specialist if you have any questions. HMBP = Hazardous Materials Business Plan; CUPA = Certified Unified Program Agency; CERS = California Environmental Reporting System; SQG = Small Quantity Hazardous Waste Generator; LQG = Large Quantity Hazardous Waste Generator

HAZARDOUS MATERIALS REQUIREMENTS

#		VIOLATION DESCRIPTION
	☐ 1010001	Failed to establish and implement a HMBP. HSC 25505(a) and 25507(a)
	☐ 1010002	HMBP not submitted to the CUPA in CERS. HSC 25508(a)(1)(A); 27 CCR 15188(a),(b),(d)
	☐ 1010003	Business Activities &/or Business Owner/Operator page not completed in CERS. 19 CCR 2652(a)(1); SDCC 68.904(b); HSC 25508(a)(1)(A)
	☐ 1010004	Chemical inventory incomplete or not submitted in CERS. HSC 25505(a)(1); 25507(a); 25508.1(a-b); 19 CCR 2654 (a) or (d)
	☐ 1010005	Site map not submitted in CERS or not sufficient. HSC 25505(a)(2); 25508.1(f); 19 CCR 2652(a)(3)
5	☒ 1010006	Failed to update HMBP in CERS within 30 days of a substantial change to any portion of the HMBP, including inventory changes or facility information. HSC 25508.1(a-f); 19 CCR 2654(d); SDCC 68.904(c)(6)
	☐ 1010008	HMBP not certified annually as complete and accurate in CERS. HSC 25508(a)(1)(A), 25508.2, 19 CCR 2654(b)
	☐ 1010010	Emergency response plan and procedures to mitigate a release or threatened release not adequate, not established or not submitted in CERS. HSC 25505(a)(3), 25508(a)(1)(A); 19 CCR 2658
	☐ 1010011	Failure to notify property owner in writing that the business is subject to the HMBP program. HSC 25505.1
	☐ 1010012	Failure to provide a copy of HMBP to the property owner within five working days upon request from property owner. HSC 25505.1
	☐ 1010014	Failure to submit emergency response plan in CERS, when not meeting agricultural handler exemption. HSC 25507.1(a) and 25508(a)(1)(A); 19 CCR 2670, 2671
	☐ 1010015	Failure to submit employee training plan in CERS, when not meeting agricultural handler exemption. HSC 25507.1(a) and 25508(a)(1)(A)
	☐ 1010016	HMBP not established or submitted in CERS, when not meeting the remote site exemption. HSC 25507.2 and 25508(a)(1)(A)
	☐ 1020001	Employee training and/or plan for safety procedures in the event of a release or threatened release of a hazardous material not adequate, not established or not submitted in CERS. HSC 25505(a)(4) and 25508(a)(1)(A); 19 CCR 2659(a)
	☐ 1020002	Initial &/or annual employee training not conducted in safety procedures for a hazardous material release or threatened release &/or employee training records not available or not maintained for 3 years. HSC 25505(a)(4); 19 CCR 2659(b)
	☐ 1040001	Hazardous materials release or threatened release not immediately reported to the CUPA and OES upon discovery. HSC 25510(a); 19 CCR 2631(a)
	☐ HMD1001	Unified Program Facility permit not obtained for hazardous materials. SDCC 68.905; 68.906, 68.907
	☐ HMD1005	Emergency contact not provided or current in CERS. HSC 25508.1(f); SDCC 68.904(b)
	☐ HMD1007	Highly toxic gas (TLV<10 ppm) not disclosed in CERS. SDCC 68.1113(a)
	☐ HMD1008	Annual carcinogen/reproductive toxin list not submitted in CERS. SDCC 68.1113(b)
	☐ 1010017	HMBP not readily available to facility personnel or the CUPA. HSC 25505(c)

HAZARDOUS WASTE REQUIREMENTS FOR SQGS ONLY

#		VIOLATION DESCRIPTION
	☐ HMD0226	Did not accumulate waste in a container or tank. 22 CCR 66262.34(d)(2); 40 CFR 262.34(d)(2)
	☐ 3030007	Failed to properly label/date hazardous waste container &/or tank. 22 CCR 66262.34(f)
	☐ 3030010	Accumulated waste too long (>180 or 270 days) or (>90 days). HSC 25201(a), 25123.3(h)(1); 22 CCR 66262.34(d); 40 CFR 262.34(e) and/or (f)
	☐ 3030013	Failed to accumulate hazardous waste in a container that is in good condition. 22 CCR 66262.34(d)(2); 40 CFR 262.34(d)(2), 265.171
	☐ 3030015	Failed to accumulate or store hazardous waste in a lined &/or compatible container. 22 CCR 66262.34(d)(2); 40 CFR 262.34(d)(2), 265.172
	☐ 3030017	Failed to properly close hazardous waste container(s). 22 CCR 66262.34(d)(2); 40 CFR 262.34(d)(2), 265.173
	☐ 3030019	Failed to inspect hazardous waste storage area at least weekly. 22 CCR 66262.34(d)(2); 40 CFR 262.34(d)(2), 265.174
	☐ 3030022	Failed to properly separate incompatible waste. 22 CCR 66262.34(d)(2); 40 CFR 262.34(d)(2), 265.177
	☐ 3030030	Failed to maintain &/or operate facility to minimize the possibility of a fire, explosion, or any unplanned sudden or non-sudden release of hazardous waste or hazardous waste constituents. 22 CCR 66262.34(d)(2); 40 CFR 262.34(d)(4), 265.31
	☐ 3030036	Failed to maintain adequate aisle space. 22 CCR 66262.34(d)(2); 40 CFR 262.34(d)(4), 265.35
	☐ 3010022	Failed to post, next to the telephone, emergency information containing the location of emergency equipment, contact names and phone numbers. 22 CCR 66262.34(d)(2); 40 CFR 262.34(d)(5)(ii)
	☐ 3020001	Failure to ensure employees are thoroughly familiar with proper waste handling and emergency procedures during normal facility operations and emergencies. 22 CCR 66262.34(d)(2); 40 CFR 262.34(d)(5)(iii)
	☐ 3030032	Failed to maintain the following emergency response equipment or equivalent: 1) An internal communication or alarm system; 2) A communication device, such as a telephone; 3) Portable fire extinguishers, fire/spill control equipment and decontamination equipment; and 4) Water at adequate volume and pressure. 22 CCR 66262.34(d)(2); 40 CFR 262.34(d)(4), 265.32
	☐ 3030039	Failed to have an emergency coordinator on the premises or on call, and available during an emergency. 22 CCR 66262.34(d)(2); 40 CFR 262.34(d)(5)(i)
	☐ HMD0412	Failed to implement and/or coordinate emergency response measures during an emergency, spill/release. 22 CCR 66262.34(d)(2); 40 CFR 262.34(d)(5)(iv)

HAZARDOUS WASTE TANK SYSTEMS FOR SQGS ONLY

#		VIOLATION DESCRIPTION
	☐ 3030024	Failed to operate uncovered tank to ensure at least 2 ft. of freeboard to prevent overtopping, unless the tank is equipped with a containment structure, a drainage control system, or a diversion structure with a capacity that equals or exceeds the volume of the top 2 ft. of the tank. 22 CCR 66262.34(d)(2); 40 CFR 262.34(d)(3), 265.201(b)(c)

☐	3030025	Failed to provide an overfill protection device on continuously fed hazardous waste tank(s). 22 CCR 66262.34(d)(2); 40 CFR 262.34(d)(3), 265.201(b)(4)
☐	3030027	Failed to conduct daily tank inspection of discharge control system, monitoring equipment and waste level. 22 CCR 66262.34(d)(2); 40 CFR 265.201(c)(1-3), 262.34(d)(3)
☐	3030028	Failed to conduct weekly hazardous waste tank inspection(s) to detect signs of leakage and ensure that the construction materials, fixtures and surrounding areas of the tank are in good condition. 22 CCR 66262.34(d)(2); 40 CFR 265.201(c)(4 & 5), 262.34(d)(3)
☐	3050007	Failed to properly remove all waste upon closure, decontaminate, and document the closure of a hazardous waste tank system. 22 CCR 67383.3; 40 CFR 262.34(d)(3), 265.201(f)
☐	HMD1612	Hazardous waste improperly stored in a tank system causing leaks, corrosion, or failure. 22 CCR 66262.34(d)(2); 40 CFR 262.34(d)(3), 265.201(b)
☐	HMD1614	Failed to pre-notify the CUPA in writing prior to closing a hazardous waste tank system. 22 CCR 67383.3(a)(1)
☐	HMD1615	Failed to properly accumulate ignitable or reactive waste in a tank system. 22 CCR 66262.34(d)(2); 40 CFR 262.34(d)(3), 265.201(g)

HAZARDOUS WASTE REQUIREMENTS FOR SQGS AND LQGS

RECORD KEEPING/OPERATIONAL REQUIREMENTS

#		VIOLATION DESCRIPTION
☐	HMD0131	Unified Program Facility Permit not obtained &/or maintained for the generation of hazardous waste. SDCC 68.905
☐	HMD0150	Failed to submit complete and accurate Facility Information in CERS. 27 CCR 15188(b-c); SDCC 68.904(b)
☐	3030053	Failed to maintain waste analysis records, analytical records &/or waste determination results for at least 3 years. 22 CCR 66262.40(c)
☐	3010002	Failed to obtain &/or maintain an active EPA ID Number. 22 CCR 66262.12(a)
☐	3010008	Failed to properly complete a uniform hazardous waste manifest. 22 CCR 66262.23(a)
☐	3010009	Failed to submit an Exception Report to DTSC for hazardous waste manifest. HSC 25123.3(h)(2); 22 CCR 66262.42(b), (c), &/or (d)
☐	3010010	Failed to maintain copies of Uniform Hazardous Waste Manifest, consolidated manifest, or Bills of Lading for 3 years. HSC 25160.2(b)(3), 25185(a)(4); 22 CCR 66262.40(a), 66262.23(a)(3)
☐	3010011	Failed to send copy of the uniform hazardous waste manifest to DTSC within 30 days of shipment. 22 CCR 66262.23(a)(4)
☐	3010013	Failed to meet the consolidated manifesting requirements for waste shipment. HSC 25160.2(b)(3) &/or (c)
☐	3010014	Failed to retain at the generator's place of business disposal records of spent lead-acid batteries for at least 3 years. 22 CCR 66266.81(a)(4)(A) &/or (B)
☐	3030006	Failed to determine if a hazardous waste is restricted or prohibited from land disposal and has to be treated. 22 CCR 66268.7(a)(1)
☐	3010016	Failure of recycler who recycles more than 100 kilograms per month of a recyclable material to submit the biennial Recyclable Materials Report (RMR) in CERS when claiming exclusion or exemption. HSC 25143.10(a), (c) &/or (d)
☐	HMD0149	Failed to keep disposal receipts for drained used oil filters and/or drained fuel filters for 3 years. HSC 25250.22; 22 CCR 66266.130(c)(5)
☐	HMD0152	Failed to report &/or update the required inventory information for hazardous waste(s) generated at the facility in CERS. SDCC 68.904(a)(2)
☐	HMD0140	Failed to have Land Disposal Restriction documentation onsite for 3 years. 22 CCR 66268.7(a)(8)
☐	3250005	Failed to obtain a Treatment, Storage and Disposal Facility (TSDF) permit or authorization to store/treat/dispose of hazardous waste. HSC 25201(a)
☐	3050005	Failed to have adequate records demonstrating claim of exemption or exclusion for recyclable materials. HSC 25143.2(f)
☐	HMD0142	Failed to notify the CUPA in CERS for onsite hazardous waste treatment/tiered permitting. HSC 25201(a)
☐	HMD0138	Manifest signed by the TSDF not available for inspection. 22 CCR 66262.40(a); HSC 25185(a)(4)

DISPOSAL AND TRANSPORTATION

#		VIOLATION DESCRIPTION
☐	3010007	Failed to prepare a hazardous waste manifest for the transport of a waste for off-site transfer, treatment, storage, or disposal. HSC 25160(b)(1) or (2), 25160.2(b)(9); 22 CCR 66262.20(a)
☐	3030005	Failed to make a proper waste determination. 22 CCR 66262.11, 66262.40(c)
☐	3050001	Failed to use a DTSC registered hazardous waste transporter to transport hazardous waste. HSC 25163(a)
☐	3050002	Failed to properly dispose of hazardous waste at an authorized facility. HSC 25189.5(a)
☐	HMD0308	Impermissible dilution of hazardous waste. 22 CCR 66268.3(a)
☐	HMD0305	Disposed of used oil illegally. HSC 25250.5(a), 25189.5(a)
☐	HMD0306	Failed to properly dispose of oil-based paint &/or hazardous waste latex paint liquid. HSC 25217.1, 25189.5(a)

STORAGE AND HANDLING

#		VIOLATION DESCRIPTION
☐	3030001	Failed to meet the management requirements when handling or storing spent lead-acid batteries. 22 CCR 66266.81(a)
☐	3030003	Failed to properly manage 'damaged' spent lead acid batteries so as to minimize the release of acid and lead and to protect the handlers and the environment 22 CCR 66266.81(b)
☐	3030004	Failed to properly manage, store, label &/or recycle used oil filters &/or used fuel filters. HSC 25250.22; 22 CCR 66266.130
☐	3050004	Generator intentionally contaminated used oil with another hazardous waste other than minimal amounts of fuel. HSC 25250.7(a), (c)
☐	HMD0222	Failed to properly label Excluded Recyclable Materials (ERM) accumulated in a container or tank. HSC 25143.9(a)
☐	HMD0216	Failed to label hazardous material container within 10 days after the container was discovered to be mislabeled or inadequately labeled. HSC 25124(b)(3)(A); 22 CCR 66262.34(f)
☐	HMD0217	Failed to repackage and properly label damaged/deteriorated hazardous material container within 96 hours. HSC 25124(b)(3)(B); 22 CCR 66262.34(f)
☐	HMD0219	Failed to properly segregate used oil &/or fuel drained from filters. HSC 25250.22(b)(4); 22 CCR 66266.130(c)(6)
☐	3030057	Failed to comply with hazardous waste satellite container regulation. 22 CCR 66262.34(e)
☐	HMD0023	Failed to properly empty container, failed to manage non-empty container, or inner liner removed from a container. 22 CCR 66261.7(b), (d), (e) &/or (r)
☐	3030058	Failed to mark date on empty container larger than 5 gallons &/or manage it within one year. 22 CCR 66261.7(f)
☐	3030059	Failure of the owner or operator managing laboratory hazardous waste in a laboratory accumulation area to comply with the quantity limitations, management, training, or documentation requirements. HSC 25200.3.1(b)

UNIVERSAL WASTE HANDLER REQUIREMENTS

#	VIOLATION DESCRIPTION
☐ 3010004	Failed to obtain a California ID Number from DTSC or federal ID Number from USEPA prior to accumulating 5,000 kgs or more of Universal Waste. 22 CCR 66273.32(a-b)
☐ HMD0151	Failed to maintain universal waste handler training records for 3 years. 22 CCR 66273.36(c),(d)
☐ 3020003	Failed to properly train handlers of universal waste in universal waste management and response procedures. 22 CCR 66273.36(a),(b)
☐ 3030008	Failed to properly label or mark Universal Waste container, package, or pallet (excluding CESQUWG) 22 CCR 66273.34
☐ 3030011	Failed to properly dispose of Universal Waste within one year. 22 CCR 66273.35(a) &/or (b)
☐ HMD0147	Failed to keep records of offsite Universal Waste shipment(s) available for inspection for 3 years. 22 CCR 66273.39(c),(d)(2)
☐ 3030051	Failed to meet accumulation, labeling, marking, &/or containment standards for Universal Waste aerosol containers. HSC 25201.16(f)
☐ 3040004	Failed to manage universal waste in a manner to prevent release(s) to the environment. 22 CCR 66273.33; 66273.33.5
☐ HMD0307	Disposal of universal waste (UW) to an unauthorized point. HSC 25189.5(a); 22 CCR 66273.31(a), 66273.8(b)
☐ 3010005	Failure of a universal handler of electronic devices or CRTs from an offsite source to notify DTSC 30 days prior to acceptance. 22 CCR 66273.32(c)
☐ 3030055	Failure of certified appliance recycler (CAR) to properly remove and dispose of all materials that require special handling (MRSH). HSC 25211.3, 25212, 25212(c)

VIOLATION REPORT: Each violation checked below is for the section(s) of the California Health and Safety Code (HSC), California Code of Regulations (CCR), or the San Diego County Code (SDCC) indicated in italics. All violations must be corrected. Submit documentation of return to compliance to your Specialist. You may use the Corrective Action Form (HM-926) to document your return to compliance. Please call (858) 505-6880 or your Specialist if you have any questions.

#		VIOLATION DESCRIPTION
	☐ HMD3101	Unified Program Facility Permit not obtained &/or maintained for UST. HSC 25284(a); SDCC 68.905; 68.906, 68.907, 68.1003(a), 68.1005
	☐ HMD3103	UST repair/modify/closure permit not obtained from HMD. SDCC 68.1004, 68.1005, 68.1009.5
	☐ 2030064	Failure to notify CUPA 48 hours prior to testing. 23 CCR 2637(f), 2638(e), 2643(g), 2644.1(a)(4)
	☐ 2030021	Failure to obtain a valid operation permit from the CUPA including but not limited to unpaid permit fees. HSC 25284(a)(1); 23 CCR 2711(c); SDCC 68.1003
	☐ 2030078	Failure to retain a copy of the permit to operate at the facility. 23 CCR 2712(i)
	☐ 2030039	Failure to comply with any of the applicable requirements of the permit issued for the operation of the UST system. 23 CCR 2712(a)(b)(f)(i)(j)(k)
	☐ 2060001	Failure to submit as-built plans for the location and orientation of the tanks and appurtenant piping systems for new installations and/or with the permit application. 23 CCR 2635(c)(8)
	☐ 2010010	Failure to submit a complete and accurate application for a permit to operate a UST, or for renewal of the permit. 23 CCR 2711; HSC 6.7 25284 (c), 25286(c)
1	☒ 2010007	Failure to submit and maintain complete and current Certification of Financial Responsibility or other mechanism of financial assurance. HSC 25292.2(a), 25299.30-34; 23 CCR 2711(a)(11), 2808.1, 2809-2809.2
2	☒ 2030037	Failure to implement or maintain a written agreement between the UST owner and operator. 23 CCR 2620(b); HSC 6.7 25284(a)(3)(A-B)
	☐ 2010012	Failure to maintain UST records of monitoring, testing, repairing, and closure in sufficient detail to enable the CUPA to determine whether the UST systems are in compliance. HSC 6.7 25293
3	☒ 2010013	Failure to have an approved UST Monitoring Plan. 23 CCR 2632(d)(1), 2634(d), 2641(h)
4	☒ 2010014	Failure to have an approved UST Response Plan. 23 CCR 2632(d)(2), 2634(e), 2641(h)
	☐ 2010015	Failure to maintain a list of employees trained by the designated operator on-site or off-site at a readily available location, if approved by the CUPA. 23 CCR 2715(f)(3)
	☐ 2030033	Failure to have a current UST Monitoring Plan available on site. 23 CCR 2712(i)
	☐ 2030046	Failure to submit a current UST Response Plan available on site. 23 CCR 16 2712(i), 2632(d)(2), 2634(e), 2641(h)
	☐ 2030041	Failure to submit or maintain a current facility plot plan. 23 CCR 2632(d)(1)(C), 2641(h), 2711(a)(8)
	☐ 2030002	(RD) Failure to have a properly qualified service technician test leak detection equipment as required every 12 months (vapor, pressure, hydrostatic (VPH) system, sensors, line-leak detectors (LLD), automatic tank gauge (ATG), etc.). 23 CCR 2638(a)(b), 2651(j), 2715(i).
	☐ 2030074	Failure to submit the Annual Monitoring System Certification Form to the CUPA within 30 days of completion of the test. 23 CCR 16 2638(d)
	☐ 2030003	(RD) Failure of the leak detection equipment to have an audible and visual alarm as required. 22 CCR 2632(c)(2)(B), 2634(d)(1)(a), 2636(f)(1)
	☐ 2060002	(RD) Failure to outfit the single-walled UST system with a monitoring system capable of detecting a leak. HSC 25292(a); 23 CCR 2643(b)(1)
	☐ 2010003	The owner/operator has failed to designate an UST operator or to inform the CUPA of any change in the designated UST operator(s) within 30 days after a change. 23 CCR 2715(a)
	☐ 2010009	Failure to submit a copy of the secondary containment test results to the CUPA within 30 days after the test. 23 CCR 2637(e)
	☐ 2030048	Failure to conduct secondary containment testing, or one or more of the following requirements: Perform the test within six months of installation and every 36 months thereafter. Use a procedure that demonstrates the system works as well as at installation. Use applicable manufacturer guidelines, industry codes, engineering standard, or professional engineer approval. Performed by a certified service technician or a licensed tank tester. 23 CCR 2637(a)(c)(d)
	☐ 2030034	Failure to properly affix tag/sticker on monitoring equipment being certified, repaired, or replaced. 23 CCR 2638(f)
	☐ 2030044	Owner/operator deposited or allowed deposit of petroleum into a UST that has a red tag affixed to the fill pipe. 23 CCR 2717.1(f)
	☐ 2030047	Failure to maintain secondary containment (e.g. failure of secondary containment testing). HSC 25290.1(c)(2), 25290.2(c)(2), 25291(a), 25291(e)
	☐ 2030077	(RD) Failure to notify the CUPA within 24 hours upon discovery of a reportable unauthorized release or failure to prepare a report within five working days. HSC 6.7 25295(a)(1); 23 CCR 2650(e), 2652(b)
	☐ 2030061	(RD) Failure to record any unauthorized release from the primary containment. HSC 6.7 25294
	☐ 2010005	Failure to submit enhanced leak detection testing results to the board and the CUPA within 60 days of completion of the test. 23 CCR 2644.1(a)(5)
	☐ 2030068	Failure to conduct the required initial or periodic enhanced leak detection (ELD) test for UST systems located within 1,000 feet of a public drinking water well. HSC 25292.4(a), 25292.5(a); 23 CCR 2640(e), 2644.1(a)
	☐ 2060008	Failure to perform enhanced leak detection testing before the tank is placed in use. HSC 25290.1(j)
	☐ 2010008	(RD) Failure to maintain records of repairs, lining, and upgrades on site, or off site if approved by the CUPA, for the life of the UST. 23 CCR 2712(b)
	☐ 2030062	(RD) Leak detection equipment disabled or tampered with in a manner that would prevent the monitoring system from detecting and/or alerting the owner/operator of a leak. HSC 25299(a)(9); 23 CCR 2630(d)
	☐ 2010006	Owner/operator made false statements, representation, or certification on an application, record, or other document. HSC 25299(a)(8), 25299(b)(7)(f)
	☐ 2030043	(RD) Failure of the leak detection equipment to be installed, calibrated, operated, and/or maintained properly. 23 CCR 2638(a), 2641(j)
	☐ 2010004	The owner/operator has failed to comply with one or more of the following: to maintain a copy of the designated operator monthly inspections for the last 12 months and/or maintain a list of trained employees on-site or off-site at a readily available location, if approved by the CUPA. 23 CCR 2715(e)
	☐ 2030012	Failure to have at least one facility employee present during operating hours that has been trained in the proper operation and maintenance of the UST system by a designated operator (DO).23 CCR 2715(f)(2)
	☐ 2030013	Failure to comply with one or more of the following designated operator (DO) monthly inspection requirements: Be performed by an ICC certified DO. Inspect monthly alarm history report, check that alarms are documented and responded to appropriately, and attach a copy. Inspect for the presence of liquid/debris in spill containers. Inspect for the presence of liquid/debris in under dispenser containment (UDC) and ensure that the monitoring equipment is positioned correctly. Inspect for liquid or debris in containment sumps where an alarm occurred with no service visit. Check that all testing and maintenance has been completed and documented. Verify that all facility employees have been trained in accordance with 23 CCR 2715(f)(2), 2715(c)
	☐ 2030015	Failure to demonstrate to the CUPA that the equipment and methods used to monitor the UST system are certified by an independent third-party as complying with the standards set forth in 23 CCR 2643(f). 23 CCR 16 2630(d), 2643(f), 2644.1(a)(2)
	☐ 2030066	Failure to take appropriate action to repair and retest any leaking UST component which is discovered from an enhanced leak detection (ELD) test for UST systems located within 1,000 feet of a public drinking water well. HSC 25292.4(d), 25292.5(c)

UST TANK (DW/SW) - REQUIREMENT

#	VIOLATION DESCRIPTION
☐ 2030001	(RD) Failure to maintain monitoring and maintenance records and/or maintain records of appropriate follow-up actions. 23 CCR 2712(b)
☐ 2030059	Failure to meet the conditions required to exempt an emergency generator tank system in a below-grade structure from UST regulations. HSC 25281.6(a)
☐ 2060005	Failure of the UST system to be designed and constructed with a monitoring system capable of detecting the entry of the hazardous substance into the secondary containment. HSC 25291(b)
☐ 2060007	Failure of primary or integral secondary containment to be approved for use by an independent testing organization or failure of non integral secondary containment to be designed and constructed to an engineering specification approved by a registered professional engineer or in accordance with a nationally recognized industry code or engineering standard. 23 CCR 2631(b), 2631(d)
☐ 2030007	Failure to submit and/or maintain documentation regarding positive statement of compatibility for UST system components. 23 CCR 2631(j), 2631.1(b)
☐ 2030036	(RP) Failure of the overfill prevention system to meet one of the following requirements: 1. Alert the transfer operator when the tank is 90% full by restricting the flow into the tank or triggering an audible and visual alarm; or 2. Restrict delivery of flow to the tank at least 30m before the tank overfills, provided the restriction occurs when the tank is filled to no more than 95% of capacity; and activate an audible alarm at least 5m before the tank overfills; or 3. Provide positive shut-off of flow to the tank when the tank is filled to no more than 95% of capacity; or 4. Provide positive shut-off of flow to the tank so that none of the fittings located on the top of the tank are exposed to product due to overfilling. 23 CCR 2635(b)(2), 2665
☐ 2060020	(RP) Failure to comply with one or more of the following: Failure to install or maintain a liquid-tight spill bucket, have a minimum capacity of 5 gallons, have a functional drain valve or other method for the removal of liquid from the spill bucket/spill container, and/or be resistant to galvanic corrosion. 23 CCR 2635(b), 2665
☐ 2030008	Failure to keep water out of the secondary containment of UST systems installed on or after July 1, 2003. HSC 25290.1(c)(3), 25290.2(c)(3)
☐ 2060015	(RD) Failure of leak detection equipment to be located such that equipment is capable of detecting a leak at the earliest possible opportunity. 23 CCR 2630(d), 2641(a)
☐ 2030016	(RD) Failure to continuously monitor the interstitial space of a double-walled tank with an audible and visual alarm system. 23 CCR 2631(g), 2632(c)(2)(A-B)
☐ 2030017	Failure to meet one or more of the following monitoring requirements in lieu of the requirement to be tightness tested annually: The monitoring system maintains all product piping outside the dispenser to be fail-safe and shut down the pump when a leak is detected. The monitoring system shuts down the pump or stops flow when a leak is detected in the under dispenser containment (UDC). 23 CCR 2636(f)(5)
☐ 2030022	Failure to conduct groundwater and/or vadose zone monitoring as required. 23 CCR 2647(a), 2648(a)
☐ 2030028	Failure to complete one or more of the requirements of tank lining, including but not limited to: submit proper written tank lining certification to the CUPA within 30 days of completion of the inspection, perform tank integrity test and/or vacuum test following lining, employ proper coatings expert and/or special inspector. 23 CCR 2663 (h)(1-8); HSC 23296 (a)(4)
☐ 2030029	(RP) Failure to inspect a steel tank which has been lined or repaired using the interior lining method within 10 years of lining and every 5 years after. 23 CCR 2663(h)
☐ 2060024	UST system is not made of or lined with materials that are compatible with the substance stored in the underground storage tank system. 23 CCR 2631.1, 2660(m); HSC 25290.1(c)(1), 25290.2(c)(1), 25291(a)(1)
☐ 2030040	(RD) Failure to maintain secondarily contained piping to allow liquid in the event of a leak to drain into sump (i.e. failure to remove test boot, pipe swelling). 23 CCR 2630(d), 2641(a)
☐ 2030055	Failure to test the spill bucket annually. HSC 25284.2
☐ 2060022	Failure of UST system installed on or after July 1, 2003 and before July 1, 2004 to comply with one or more of the following: be designed and constructed with a monitoring system capable of detecting the entry of the hazardous substance stored in the primary containment into the secondary containment and/or capable of detecting water intrusion into the secondary containment. HSC 25290.2(d); 23 CCR 2630(d)
☐ 2030065	(RD) Failure to maintain the interstitial space such that a breach in the primary or secondary containment is detected before the liquid or vapor phase of the hazardous substance stored in the UST tank is released into the environment, i.e., vapor, pressure, hydrostatic (VPH) monitoring. HSC 25290.1(e); 23 CCR 2630(d)
☐ 2060023	Failure of a UST system installed on or after July 1, 2004 to be designed and constructed with a monitoring system capable of detecting the entry of the liquid or vapor-phase of the hazardous substance stored in the primary containment into the secondary containment and capable of detecting water intrusion into the secondary containment. HSC 25290.1(d); 23 CCR 2630(d)

UST TANK (SW) REQUIREMENTS

#	VIOLATION DESCRIPTION
☐ 2030005	(RD) Option 1: Failure to conduct the 0.2 gallon per hour continuous in tank leak detection test. 23 CCR 2643(b)(5)
☐ 2030006	(RD) Option 1: Failure of the automatic tank gauging (ATG) system to perform valid monthly 0.2 gallon-per-hour leak tests or generate hard-copy test reports. 23 CCR 2643(b)(1)
☐ 2030056	Option 2: Failure to submit the annual statistical inventory reconciliation (SIR) Report to the CUPA. 23 CCR 2646.1(j)
☐ 2030057	(RD) Option 2: When statistical inventory reconciliation results indicate failure or inconclusive, owner/operator failed to complete one or more of the following: notify CUPA of a possible release within 24 hours; submit copy of the report to the CUPA within 10 days; inspect records for errors and physically inspect the UST system within 24 hours; have meters recalibrated within 48 hours of receipt of report. 23 CCR 2646.1(d)
☐ 2030058	(RD) Option 2: Failure to meet one or more of the requirements of SIR, including but not limited to: measurements taken daily, calculated monthly, capable of detecting a 0.2 gallon per hour release, conduct a tank integrity test every two years, conduct piping and or tank test within 15 days of receipt of two successive SIR reports which are inconclusive or which indicate a possible release and/or calibrate dispenser meters annually. 23 CCR 2646.1(a-f)
☐ 2030030	(RD) Option 3: Weekly gauging not being performed in according to the required specifications. 23 CCR 2645(a-e)
☐ 2030004	(RD) Option 4: Failure of the automatic tank gauge (ATG) to test the tank at least once per month when the product level in the tank is at least three feet and shall be capable of detecting a release of 0.1 gallons per hour. 23 CCR 2643(b)(2)

UST PRESSURIZED PIPING (DW) REQUIREMENTS

#	VIOLATION DESCRIPTION
☐ 2030018	(RD) Failure of the double-walled pressurized piping to be continuously monitored with a system that activates an audible and visual alarm or stops flow at dispenser when a leak is detected. 23 CCR 2636(f)(1)
☐ 2030025	(RD) Failure of the line leak detector (LLD) monitoring pressurized piping to meet one or more of the following requirements: Monitored at least hourly. with the capability of detecting a release of 3.0 gallons per hour leak at 10 p.s.i.g. and restrict or shut off the flow of product through the piping when a leak is detected. 23 CCR 2636(f)(2)
☐ 2030075	Failure to meet one or more of the following requirements in lieu of a line leak detector (LLD) for emergency generator tank systems: Continuous monitoring system activates an audible and visual alarm. Monitoring system is checked daily. A log of daily checks is available for the CUPA to review. 23 CCR 2636(f)(6)
☐ 2030076	Failure to meet the conditions required to exempt a tank system located in a below-grade structure from UST regulations. HSC 6.7 25283.5(a)
☐ 2060012	(RD) Failure to install a line leak detector (LLD). 23 CCR 2636(f)(2); HSC 25290.1(h), 25290.2(g), 25291(f), 25292(e)

☐	2030042	(RD) Option 1: Failure to perform an annual line integrity test for pressurized double-walled piping that does not utilize fail safe or shut down. 23 CCR 2636(f)(4); HSC 25290.2(g), 25291(f), 25292(e)
☐	2030020	(RD) Option 3: Failure to meet one or more exemption requirements for emergency generator tank system unburied fuel piping: Conduct daily visual inspections each time the tank is operated but no less than monthly and maintains a log of inspection results for review by the CUPA HSC 6.7 25281.5(b)(3)

UST PRESSURIZED PIPING (SW) REQUIREMENTS

#		VIOLATION DESCRIPTION
☐	2030027	(RD) Failure of the line leak detector (LLD) monitoring single-walled pressurized piping to shut down the pump when a leak is detected or when the LLD fails or is disconnected. 23 CCR 2666(c)
☐	2030052	(RD) Option 3: Failure of the line leak detector (LLD) on single-walled pressurized pipe to do one or more of the following: Detect a 3 gallon per hour release. Restrict or shut off the flow of product. Trigger a visual and audible alarm. Perform a 0.2 gallon per hour monthly test. Perform a 0.1 gallon per hour annual test. HSC 25292(e)(2); 23 CCR 2643(c)
☐	2030053	(RD) Option 3: Piping fails to meet one or more of the following requirements: below grade piping sloped to drain back into storage tank if the suction is released, only one check valve on the piping located directly below the suction pump, and inspection method which readily demonstrates compliance. 23 CCR 2636(a)(3) 2641(b)

UST PIPING (SW) REQUIREMENTS - CONVENTIONAL SUCTION

#		VIOLATION DESCRIPTION
☐	2030050	(RD) Failure to conduct 0.1 gallon per hour piping integrity test every three years. 23 CCR 2643(d)
☐	2030049	Failure to conduct daily monitoring and maintain written records. 23 CCR 16 2643(d)

UST PIPING (SW) REQUIREMENTS - GRAVITY

#		VIOLATION DESCRIPTION
☐	2030051	Failure to conduct 0.1 gallon per hour piping integrity test or overfill integrity test every two years. 23 CCR 16 2643(e)

UST SYSTEM - CATHODIC PROTECTION REQUIREMENTS

#		VIOLATION DESCRIPTION
☐	2030009	(RP) Failure to comply with one or more of the following requirements for the cathodic protection system: Have corrosion protection equipment turned on and functioning properly. Inspect the impressed-current system every 60 calendar days. Inspect the impressed-current system within six months of installation and at least every three years thereafter. Test sacrificial anodes once every three years in accordance with the manufacturer's instructions. 23 CCR 16 2635(a)(2)(A), 2662(c)(1)(b)
☐	2060004	(RP) Failure to install corrosion protection for USTs and/or failure of the field-installed cathodic protection system to meet the consensus standards. 23 CCR 2635(a)(2)(A), 2636(b), 2662(c)(1)(B)

UST SYSTEM - CLOSURE

#		VIOLATION DESCRIPTION
☐	2030063	(RD) Failure to comply with temporary closure requirements. HSC 25298; 23 CCR 2670(b)(d-j), 2671(a-e)
☐	2030038	Failure to comply with all permanent closure requirements. HSC 25298; 23 CCR 2670(c-j) , 2672(a-e)

COUNTY OF SAN DIEGO

CORRECTIVE ACTION FORM TO DOCUMENT RETURN TO COMPLIANCE

FACILITY NAME: **CITY OF POWAY FLEET MAINTENANCE**
ADDRESS: **14415 LAKE POWAY RD**
CITY/ZIP: **POWAY** /**92064**

INSPECTION DATE: **03/01/2018**
RECORD ID #: **DEH2002-HUPFP-105397**
SPECIALIST: **Donelle Griffin**
INSPECTION CONTACT: **Bryant Hill**
TITLE: **Public Works Operations Manager**
PHONE: **(858) 668-4722**
E-MAIL: **bhill@poway.org**

VIOL#	DATE CORRECTED	INDICATE HOW VIOLATIONS WERE CORRECTED (Attach Any Supporting Documentation)	DUE DATE
#1 2010007			03/31/2018
#2 2030037			03/31/2018
#3 2010013			03/31/2018
#4 2010014			03/31/2018
#5 1010006			03/31/2018

I certify under penalty of law that this facility has corrected all violations marked on the Compliance Inspection Report/Notice of Violation. I have personally examined and am familiar with the information submitted and believe the information is true, accurate and complete. I am authorized to file this certification for the facility, and am aware that there are significant penalties for submitting false information.

PRINTED NAME OF FACILITY REPRESENTATIVE	SIGNATURE		DATE SIGNED
TITLE OF FACILITY REPRESENTATIVE			

SEND COMPLETED FORM AND SUPPORTING DOCUMENTATION TO THE ADDRESS LISTED BELOW

COUNTY OF SAN DIEGO USE ONLY

REVIEWED BY: _____ DATE: _____

SPECIALIST'S COMMENTS:

☐ All violations noted on date listed above were corrected

☐ Based On Information Provided By The Facility ☐ RTC entered by Specialist on: _____

☐ Based On Field Verification By Specialist ☐ RTC entered by Office Assistant on: _____

Department of Environmental Health, Hazardous Materials Division, P.O. Box 129261, San Diego, CA 92112-9261
http://www.sdcdeh.org 858-505-6880

COUNTY OF SAN DIEGO

CORRECTIVE ACTION FORM TO DOCUMENT RETURN TO COMPLIANCE

FACILITY NAME: CITY OF POWAY FLEET MAINTENANCE
ADDRESS: 14415 LAKE POWAY RD
CITY/ZIP: POWAY /92064

INSPECTION DATE: 03/01/2018
RECORD ID #: DEH2002-HUPFP-105397
SPECIALIST: Donelle Griffin
INSPECTION CONTACT: Bryant Hill
TITLE: Public Works Operations Manager
PHONE: (858) 668-4722
E-MAIL: bhill@poway.org

VIOL#	DATE CORRECTED	INDICATE HOW VIOLATIONS WERE CORRECTED (Attach Any Supporting Documentation)	DUE DATE
#1 2010007	03/22/18	CFR attached in CERS submittal, see attachment.	03/31/2018
#2 2030037	03/22/18	UST Owner and Operator section updated in CERS, see attachment.	03/31/2018
#3 2010013	03/22/18	UST Monitoring Plan has been uploaded in CERS, see attachment.	03/31/2018
#4 2010014	03/22/18	UST Response Plan has been uploaded in CERS, see attachment.	03/31/2018
#5 1010006	03/22/18	CERS submitted, see attachment.	03/31/2018

I certify under penalty of law that this facility has corrected all violations marked on the Compliance Inspection Report/Notice of Violation. I have personally examined and am familiar with the information submitted and believe the information is true, accurate and complete. I am authorized to file this certification for the facility, and am aware that there are significant penalties for submitting false information.

PRINTED NAME OF FACILITY REPRESENTATIVE	SIGNATURE		DATE SIGNED
Gloria Jimenez			03/22/2018
TITLE OF FACILITY REPRESENTATIVE: Consultant			

SEND COMPLETED FORM AND SUPPORTING DOCUMENTATION TO THE ADDRESS LISTED BELOW

COUNTY OF SAN DIEGO USE ONLY

REVIEWED BY: Donelle Griffin DATE: 4/2/2018

SPECIALIST'S COMMENTS:

☒ All violations noted on date listed above were corrected
☒ Based On Information Provided By The Facility
☐ Based On Field Verification By Specialist

☒ RTC entered by Specialist on: 4/22/2018
☐ RTC entered by Office Assistant on: _____

Department of Environmental Health, Hazardous Materials Division, P.O. Box 129261, San Diego, CA 92112-9261
http://www.sdcdeh.org 858-505-6880

UNDERGROUND STORAGE TANK MONITORING SYSTEM CERTIFICATION

Permit Number:

UST Monitoring Site Plan

Site Address: 14415 Lake Poway Road, Poway, CA 92064

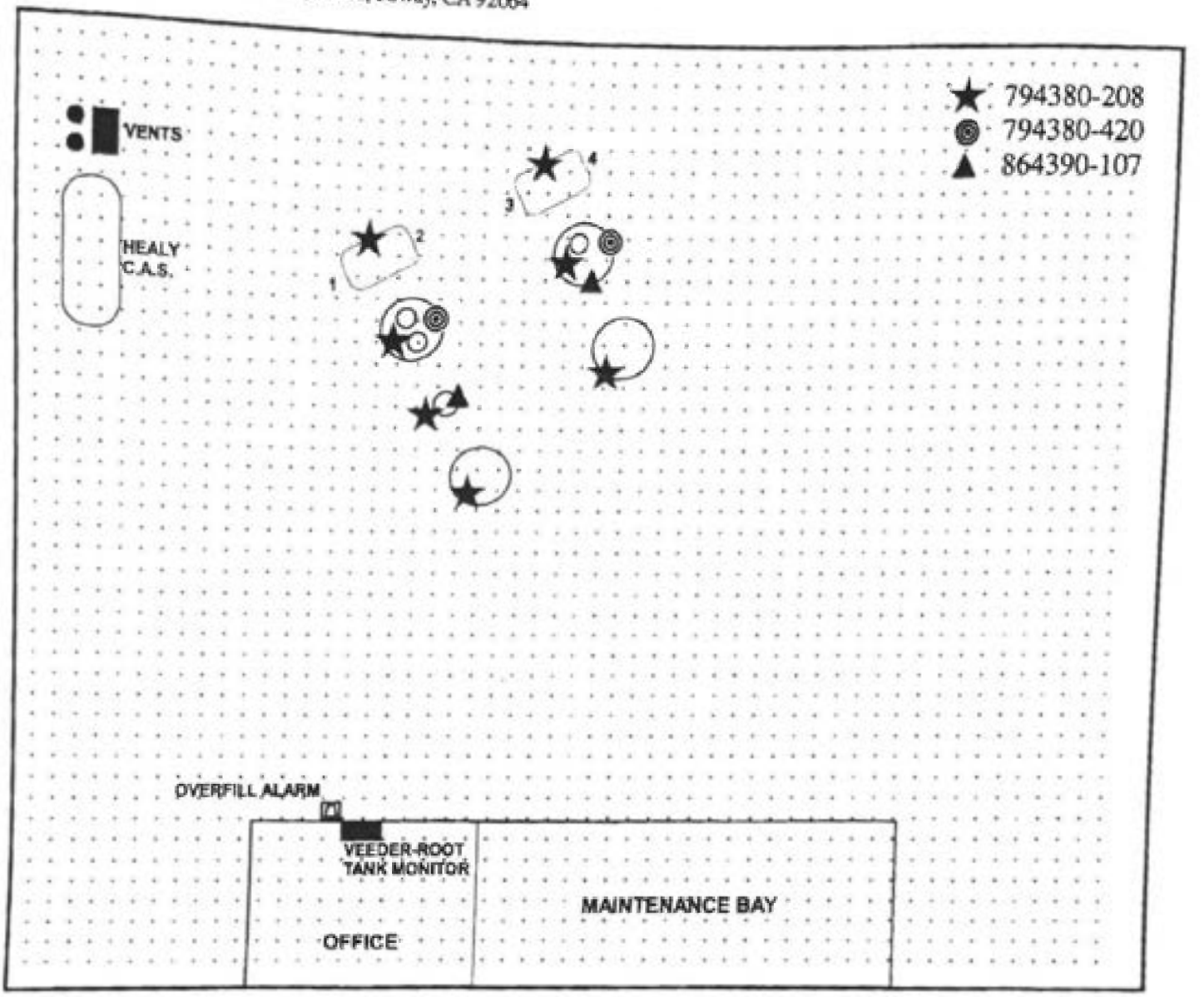

Date map was drawn: 3-Mar-17

Instructions

If you already have a diagram that shows all required information, you may include it, rather than this page, with your Monitoring System Certification. On your site plan, show the general layout of tanks and piping. Clearly identify locations of the following equipment, if installed: monitoring system control panels; sensors monitoring tank annular spaces, sumps, dispenser pans, spill containers, or other secondary containment areas; mechanical or electronic line leak detectors; and in-tank liquid level probes (if used for leak detection). In the space provided, note the date this Site Plan was prepared.

Owner Statements of Designated Underground Storage Tank (UST) Operator and Understanding of and Compliance with UST Requirements

Facility Name: City of Poway Public Works Dept.	Facility ID #:
Facility Address: 14415 Lake Poway Rd. Poway, CA 92064	Reason for Submitting this Form *(Check One)* ☒ Change of Designated Operator ☐ Update Certificate Expiration Date
Facility Phone #: 858-668-4745	

Designated UST Operator(s) for this Facility

PRIMARY

Designated Operator's Name: Rely Environmental	Relation to UST Facility *(Check One)* ☐ Owner ☐ Operator ☐ Employee ☐ Service Technician ☒ Third-Party
Business Name *(If different from above)*: See Attached List	
Designated Operator's Phone #:	
International Code Council Certification #:	Expiration Date:

ALTERNATE 1 ***(Optional)***

Designated Operator's Name:	Relation to UST Facility *(Check One)* ☐ Owner ☐ Operator ☐ Employee ☐ Service Technician ☐ Third-Party
Business Name *(If different from above)*:	
Designated Operator's Phone #:	
International Code Council Certification #:	Expiration Date:

ALTERNATE 2 ***(Optional)***

Designated Operator's Name:	Relation to UST Facility *(Check One)* ☐ Owner ☐ Operator ☐ Employee ☐ Service Technician ☐ Third-Party
Business Name *(If different from above)*:	
Designated Operator's Phone #:	
International Code Council Certification #:	Expiration Date:

I certify that, for the facility indicated at the top of this page, the individual(s) listed above will serve as Designated UST Operator(s). The individual(s) will conduct and document monthly facility inspections and annual facility employee training, in accordance with California Code of Regulations, title 23, section 2715(c) - (f).

Furthermore, I understand and am in compliance with the requirements (statutes, regulations, and local ordinances) applicable to underground storage tanks.

NAME OF TANK OWNER (Please Print): City of Poway / Bryant Hall

SIGNATURE OF TANK OWNER: Bryant Hall

DATE: 3/1/18 **OWNER'S PHONE #:** 858-668-4722

NOTE: 1) SUBMIT THIS COMPLETED FORM TO THE LOCAL AGENCY (NOT THE STATE WATER RESOURCES CONTROL BOARD) BY JANUARY 1, 2005. THE LOCAL AGENCY LIST IS AVAILABLE AT: www.waterboards.ca.gov/ust/contacts/cupa_agys.html.

2) NOTIFY THE LOCAL AGENCY OF ANY CHANGES TO THIS INFORMATION WITHIN 30 DAYS OF THE CHANGE.

Compliance Management and
Consulting for Small Business

California UST System Operator List

Name	ICC Certification #	Expiration Date	Phone
Scott Storms	8145140-UC	2/27/2018	(619) 379-1457
Derryl Hadley	8152502-UC	2/25/2018	(619) 865-6263
Joshua Jones	5248585-UC	2/27/2018	(760) 520-9871
Rebecca Watkins	8562593-UC	11/4/2018	(619) 302-6779

3276 Rosecrans Street, Suite 201 San Diego, CA 92110
Office: (844) 992 -7359 Fax: (619) 374-7133
www.relyenvironmental.com

COUNTY OF SAN DIEGO CUPA
DEPARTMENT OF ENVIRONMENTAL HEALTH
HAZARDOUS MATERIALS DIVISION
P.O. BOX 129261, SAN DIEGO, CA 92112-9261
(858) 505-6880 FAX (858) 505-6848
http://www.sdcdeh.org

UNDERGROUND STORAGE TANK

RESPONSE PLAN – PAGE 1

(One form per facility)

TYPE OF ACTION ☑ 1. NEW PLAN ☐ 2. CHANGE OF INFORMATION R01

I. FACILITY INFORMATION

FACILITY ID # (Agency Use Only) 3 7 – 0 0 0 – 1 0 5 3 9 7 1

BUSINESS NAME (Same as FACILITY NAME or DBA – Doing Business As) R02
City of Poway Public Works Dept.

BUSINESS SITE ADDRESS R03	CITY R04		ZIP CODE R05
14415 Lake Poway Rd.	Poway	CA	92064

II. SPILL CONTROL AND CLEANUP METHODS

This plan addresses unauthorized releases from UST systems and supplements the emergency response plans and procedures in the facility's Hazardous Materials Business Plan.

- If safe to do so, facility personnel will take immediate measures to control or stop any release (e.g., activate pump shut-off, etc.) and, if necessary, safely remove remaining hazardous material from the UST system.
- Any release to secondary containment will be pumped or otherwise removed within 24 hours of discovery. Recovered hazardous materials, unless suitable for their intended use, will be managed as hazardous waste.
- Absorbent material will be used to contain and clean up manageable spills of hazardous materials. Absorbent material which has become too saturated to be effective or which is no longer intended for use will be managed as hazardous waste unless a waste determination in accordance with 22 CCR §66262.11 finds that it is non-hazardous. Used absorbent material, reusable or waste, will be stored in a properly labeled and sealed container. Waste material shall be disposed appropriately.
- Facility personnel will determine whether any water removed from secondary containment systems, or from clean-up activity, has been in contact with any hazardous material. If the water is contaminated, it will be managed as hazardous waste unless a waste determination in accordance with 22 CCR §66262.11 finds that it is non-hazardous. If the water has a petroleum sheen (i.e., rainbow colors), it is contaminated. A thick floating petroleum layer may not necessarily display rainbow colors. Water (hazardous or non-hazardous) from sumps, spill containers, etc. will not be disposed to storm water systems.
- We will review secondary containment systems for possible deterioration if any of the following conditions occur:
  1. Hazardous material in contact with secondary containment is not compatible with the material used for secondary containment;
  2. Secondary containment is prone to damage from any equipment used to remove or clean up hazardous material collected in secondary containment;
  3. Hazardous material, other than the product/waste stored in the primary containment system, is placed inside secondary containment to treat or neutralize released product/waste, and the added material or resulting material form such a combination is not compatible with secondary containment.

III. SPILL CONTROL AND CLEAN-UP EQUIPMENT

PERIODIC MAINTENANCE: Spill control and clean-up equipment kept permanently on-site is listed in the facility's Hazardous Materials Business Plan. This equipment is inspected at least monthly, and after each use, supplies are replenished as needed. Defective equipment is repaired or replaced as necessary.

EQUIPMENT NOT PERMANENTLY ON-SITE, BUT AVAILABLE FOR USE IF NEEDED: (Complete only if applicable)

EQUIPMENT	LOCATION	AVAILABILITY
R10 NA all equipment is on site	R20	R30
R11	R21	R31
R12	R22	R32
R13	R23	R33
R14	R24	R34
R15	R25	R35

IV. RESPONSIBLE PERSONS

THE FOLLOWING PERSON(S) IS/ARE RESPONSIBLE FOR AUTHORIZING ANY WORK NECESSARY UNDER THIS RESPONSE PLAN:

NAME	TITLE
R40 Bryant Hill	R50 Public Works Operations Manager
R41 Mike Weigel	R51 Senior Equipment Mechanic
R42 Chuck Tucker	R52 Equipment Mechanic
R43	R53

V. MONITORING INDICATORS

IF MONITORING INDICATES A POSSIBLE UNAUTHORIZED RELEASE, STEPS TO VERIFY THE RELEASE WILL BE MADE AS FOLLOWS: R60
☑ Additional system testing or data collection ☑ Inspection by qualified persons ☑ Recalibration of equipment ☑ Other (specify):

Inspect sumps and secondary containments for presence of liquid, remove and dispose of any liquid as hazardous waste.

UST Response Plan – Instructions

Complete one UST Response Plan for each UST facility. This form must be submitted with your initial UST Operating Permit Application and within 30 days of changes in the information it contains. It supplements the Emergency Response Plans and Procedures in the facility's Hazardous Materials Business Plan. (Note: Numbering of these instructions follows the data element numbers on the form.)

R01. TYPE OF ACTION – Check the appropriate box to indicate why this plan is being submitted.

1. FACILITY ID NUMBER – This space is for agency use only and is the same as UPF (Unified Program Facility) Permit #.

R02. BUSINESS NAME – Enter the complete Facility Name.

R03. BUSINESS SITE ADDRESS – Enter the street address where the facility is located, including building number, if applicable. Post office box numbers are not acceptable. This information must provide a means to locate the facility geographically.

R04. CITY – Enter the city or unincorporated area in which the facility is located.

R05. ZIP CODE – Enter the zip code of business site. The zip + 4 may also be added.

R10. EQUIPMENT – If you have spill control or clean-up equipment kept off-site, list that equipment in sections R10 through R15. If no equipment is kept off-site, leave this section blank.

R20. LOCATION – If you have spill control or clean-up equipment kept off-site, list the equipment location(s) sections R20 through R25. If no equipment is kept off-site, leave this section blank.

R30. AVAILABILITY – If you have spill control or clean-up equipment kept off-site, list the equipment availability in sections R30 through R35. If no equipment is kept off-site, leave this section blank.

R40. NAME – At least one person responsible for authorizing any work necessary under this UST Response Plan must be identified. Use sections R40 through R43 to list the name(s) of the responsible person(s).

R50. TITLE – At least one person responsible for authorizing any work necessary under this UST Response Plan must be identified. Use sections R50 through R53 to list the job title(s) of the responsible person(s).

R60. MONITORING INDICATORS Briefly describe the steps that will be taken to verify the presence or absence of a release if the tank monitoring system indicates the possibility of a release.

OWNER/OPERATOR SIGNATURE – The owner/operator shall sign in the space provided. This signature certifies that the signer believes that all information submitted is true, accurate, and complete.

R70. DATE – Enter the date the plan was signed.

R71. OWNER/OPERATOR NAME – Print or type the name of the person signing the plan.

R72. OWNER/OPERATOR TITLE – Enter the title of the person signing the plan.

COUNTY OF SAN DIEGO CUPA
DEPARTMENT OF ENVIRONMENTAL HEALTH
HAZARDOUS MATERIALS DIVISION
P.O. BOX 129261, SAN DIEGO, CA 92112-9261
(858) 505-6880 FAX (858) 505-6848
http://www.sdcdeh.org
UNDERGROUND STORAGE TANK

RESPONSE PLAN – PAGE 2

(One form per facility)

VI. REPORTING AND RECORD KEEPING

We will report/record any overfill, spill, or unauthorized release from a UST system as indicated in this plan.

Recordable Releases: Any unauthorized release from primary containment which the UST operator is able to clean up within eight (8) hours after the release was detected or should reasonably have been detected, and which does not escape from secondary containment, does not increase the hazard of fire or explosion, and does not cause any deterioration of secondary containment, must be recorded in the facility's monitoring records. Monitoring records must include:

- The UST operator's name and telephone number;
- A list of the types, quantities, and concentrations of hazardous substances released;
- A description of the actions taken to control and clean up the release;
- The method and location of disposal of the released hazardous substances, and whether a hazardous waste manifest was or will be used;
- A description of actions taken to repair the UST and to prevent future releases;
- A description of the method used to reactivate interstitial monitoring after replacement or repair of primary containment.

Reportable Releases: Any overfill, spill, or unauthorized release which escapes from secondary containment (or primary containment if no secondary containment exists), increases the hazard of fire or explosion, or causes any deterioration of secondary containment, is a reportable release. Reportable releases are also recordable.

Within 24 hours after a reportable release has been detected, or should have been detected, we will notify the local agency administering the UST program of the release, investigate the release, and take immediate measures to stop the release. If necessary, or if required by the local agency, remaining stored product/waste will be removed from the UST to prevent further releases or facilitate corrective action. If an emergency exists, we will notify the State Office of Emergency Services.

Within five (5) working days of a reportable release, we will submit to the local agency a full written report containing all of the following information to the extent that the information is known at the time of filing the report:

- The UST owner's or operator's name and telephone number;
- A list of the types, quantities, and concentrations of hazardous materials released;
- The approximate date of the release;
- The date on which the release was discovered;
- The date on which the release was stopped;
- A description of actions taken to control and/or stop the release;
- A description of corrective and remedial actions, including investigations which were undertaken and will be conducted to determine the nature and extent of soil, ground water or surface water contamination due to the release;
- The method(s) of cleanup implemented to date, proposed cleanup actions, and a schedule for implementing the proposed actions;
- The method(s) and location(s) of disposal of released hazardous materials and any contaminated soils, groundwater, or surface water;
- Copies of any hazardous waste manifests used for off-site transport of hazardous wastes associated with clean-up activity;
- A description of proposed methods for any repair or replacement of UST system primary/secondary containment systems;
- A description of additional actions taken to prevent future releases.

We will follow the reporting procedures described above if any of the following conditions occur:

- A recordable unauthorized release can not be cleaned up or is still under investigation within eight (8) hours of detection;
- Released hazardous substances are discovered at the UST site or in the surrounding area;
- Unusual operating conditions are observed, including erratic behavior of product dispensing equipment, sudden loss of product, or the unexplained presence of water in the tank, unless system equipment is found to be defective and is immediately repaired or replaced, and no leak has occurred;
- Monitoring results from UST system monitoring equipment/methods indicate that a release may have occurred, unless the monitoring equipment is found to be defective and is immediately repaired, recalibrated, or replaced, and additional monitoring does not confirm the initial results.

Record Retention: Monitoring records and written reports of unauthorized releases must be maintained on-site for at least 3 years. Hazardous waste shipping/disposal records (e.g., manifests) must be maintained for at least 3 years from the date of shipment.

VII. OWNER/OPERATOR SIGNATURE

CERTIFICATION: I certify that the information provided herein is true and accurate to the best of my knowledge.

OWNER/OPERATOR SIGNATURE	DATE R70
City of Poway / Bryant Hill	03/07/2018
OWNER/OPERATOR NAME (print) R71	**OWNER/OPERATOR TITLE R72**
BRYANT HILL	PUBLIC WORKS OPERATIONS MANAGER

(Agency Use Only) This plan has been reviewed and is: ☐ Approved ☐ Approved With Conditions* ☐ Disapproved

Local Agency Signature: Date: / /

**Conditions of approval (if any):*

EXP. 7/1/18

State of California
State Water Resources Control Board
Division of Financial Assistance
P.O. Box 944212
Sacramento, CA 94244-2121

(Instructions on reverse side)

For State Use Only

CERTIFICATION OF FINANCIAL RESPONSIBILITY

FOR UNDERGROUND STORAGE TANKS CONTAINING PETROLEUM

A. I am required to demonstrate Financial Responsibility in the required amounts as specified in California Code of Regulations (CCR), Title 23, Division 3, Chapter 18, Section 2807,

[X] 500,000 dollars per occurrence
or
[ ] 1 million dollars per occurrence

AND

[X] 1 million dollars annual aggregate
or
[ ] 2 million dollars annual aggregate

B. City of Poway (Name of Tank Owner or Operator) *hereby certifies that it is in compliance with the requirements of Section 2807, California Code of Regulations, Title 23, Division 3, Chapter 18, Article 3, Section 2807. The mechanisms used to demonstrate financial responsibility as required by Section 2807 are as follows:*

C. Mechanism Type	Name and Address of Issuer	Mechanism Number	Coverage Amount	Coverage Period	Corrective Action	Third Party Comp
Insurance and Risk Retention Group	Tokio Marine Specialty Insurance Company One Bala Plaza, Ste. 100 Bala Cynwyd, PA 19004 610-617-7900/Fax 610-617-7940	PPK1677562	$1,000,000 per occurrence and annual aggregate	07/01/17 - 07/01/18	Yes	Yes

Note:

Note: If you are using the State Fund as any part of your demonstration of financial responsibility, your execution and submission of this certification also certifies that you are in compliance and shall maintain compliance with all conditions for participation in the Fund. See instructions.

D. Facility Name	Facility Address
City of Poway/Public Works Department Fleet/Facilities Maintenance	14415 Lake Poway Road Poway, CA 92064
Facility Name	Facility Address
Facility Name	Facility Address

E. Signature of Tank Owner or Operator / Date	Name and Title of Tank Owner or Operator
R. Jamy Bowen For - City of Poway 7/19/17	
Signture of Witness or Notary / Date	Name of Witness or Notary
Jessa Law 7.19.17	

CFR (Revised 11/08) FILE: Original - Local Agency Copies - Facility/Site(s)

INSTRUCTIONS

CERTIFICATION OF FINANCIAL RESPONSIBILITY

Please type or print information clearly. All UST sites owned or operated may be listed on one form, therefore, a separate certification is not required for each site.

DOCUMENT INFORMATION

A. **Coverage Required** — Check the appropriate boxes.

B. **Name of Tank Owner or Operator** — Full name of either the tank owner or the operator

C. **Mechanism Type** — Indicate which approved mechanism(s) are being used to show financial responsibility either as contained in the federal regulations, 40 CFR Part 280 Subpart H, Sections 280.93 through 280.107, or Section 2808.1 Chapter 18, Div. 3, Title 23, CCR (see Financial Responsibility Guide for more information). (See the Financial Responsibility Guide for more information at: http://www.waterboards.ca.gov/water_issues/programs/ustcf/financialresponsibility.shtml

If using the State Cleanup Fund to demonstrate financial responsibility, you must meet all applicable eligibility requirements contained in California Health and Safety Code, Chapter 6.75, Division 20 and Title 23 of the California Code of Regulations, Division 3, Chapter 18. The payment of UST storage fees imposed pursuant to Article 5 of Chapter 6.75 of Division 20 of the Health and Safety Code does not guarantee funding – persons using the State Cleanup Fund must satisfy all applicable eligibility requirements.

Name of Issuer	List all names and address of companies and/or individuals issuing coverage.
Mechanism Number	List identifying number for each mechanism used. Example: insurance policy number, Letter of Credit number, etc., etc. If using the State Cleanup Fund, leave blank.
Coverage Amount	Indicate amount of coverage for each listed mechanism. If more than one mechanism is indicated, total must equal 100% of financial responsibility for each site.
Coverage Period	Indicate the effective date(s) of all mechanisms. State Cleanup Fund coverage is continuous as long as you maintain compliance and remain eligible to participate in the Fund.
Corrective Action	Indicate yes or no. Does the specified financial assurance mechanism provide coverage for corrective action? It is a required coverage. If using the State Cleanup Fund, indicate "yes."
Third Party Compensation	Indicate yes or no. Does the specified financial assurance mechanism provide coverage for corrective action? It is a required coverage. If using the State Cleanup Fund, indicate "yes."

D. **Facility Information** — Provide all facility and or site names and addresses.

E. **Signature Block** — Provide signature and date signed by tank owner or operator; printed or typed name and title of tank owner or operator; signature of witness or notary and date signed; and printed or typed name of witness or notary. (If notary signs please attach documentation.)

Where to Mail certification:
Please send original to your local agency(ies) [agency(ies) that issues the UST permits]. Keep a copy of the certification at each listed site. For information on your local agency(ies) refer to http://cersapps.calepa.ca.gov/public/directory/

Questions:
If you have questions about financial responsibility requirements or about the Certification of Financial Responsibility form, please contact the State Water Resources Control Board, Underground Storage Tank Cleanup Fund at 1-800-813-FUND (3863) or refer to http://www.waterboards.ca.gov/water_issues/programs/ustcf/contactus.shtml.

Note: **Penalties for Failure to Comply with Financial Responsibility Requirements:**
Failure to comply may result in: 1) jeopardizing claimant eligibility for the State Cleanup Fund, and 2) liability for civil penalties of up to $10,000 per day, per underground storage tank, for each day of violation as stated in Article 7, Section 25299.76(a) of the California Health and Safety Code.

...AGE SPILL

7 to mini
morning

ACORD

CERTIFICATE OF LIABILITY INSURANCE

DATE (MM/DD/YYYY) 07/11/2017

THIS CERTIFICATE IS ISSUED AS A MATTER OF INFORMATION ONLY AND CONFERS NO RIGHTS UPON THE CERTIFICATE HOLDER. THIS CERTIFICATE DOES NOT AFFIRMATIVELY OR NEGATIVELY AMEND, EXTEND OR ALTER THE COVERAGE AFFORDED BY THE POLICIES BELOW. THIS CERTIFICATE OF INSURANCE DOES NOT CONSTITUTE A CONTRACT BETWEEN THE ISSUING INSURER(S), AUTHORIZED REPRESENTATIVE OR PRODUCER, AND THE CERTIFICATE HOLDER.

IMPORTANT: If the certificate holder is an ADDITIONAL INSURED, the policy(ies) must be endorsed. If SUBROGATION IS WAIVED, subject to the terms and conditions of the policy, certain policies may require an endorsement. A statement on this certificate does not confer rights to the certificate holder in lieu of such endorsement(s).

PRODUCER
ALLIANT INSURANCE SERVICES, INC.
P.O. Box 6450
Newport Beach, CA 92658-6450
Ph (949) 756-0271 • Fax (949) 756-2713 • License No. 0C36861

CONTACT NAME:
PHONE (A/C, No, Ext):
FAX (A/C, No):
E-MAIL ADDRESS:
PRODUCER CUSTOMER ID #:

INSURED
California JPIA
Additional Named Insured
City of Poway
P.O. Box 789
Poway, CA 92064-0789

INSURER(S) AFFORDING COVERAGE		NAIC #
INSURER A:	TOKIO MARINE SPECIALTY INS. CO.	
INSURER B:		
INSURER C:		
INSURER D:		
INSURER E:		
INSURER F:		

COVERAGES: CERTIFICATE NUMBER: REVISION NUMBER:

THIS IS TO CERTIFY THAT THE POLICIES OF INSURANCE LISTED BELOW HAVE BEEN ISSUED TO THE INSURED NAMED ABOVE FOR THE POLICY PERIOD INDICATED. NOTWITHSTANDING ANY REQUIREMENT, TERM OR CONDITION OF ANY CONTRACT OR OTHER DOCUMENT WITH RESPECT TO WHICH THIS CERTIFICATE MAY BE ISSUED OR MAY PERTAIN, THE INSURANCE AFFORDED BY THE POLICIES DESCRIBED HEREIN IS SUBJECT TO ALL THE TERMS, EXCLUSIONS AND CONDITIONS OF SUCH POLICIES. LIMITS SHOWN MAY HAVE BEEN REDUCED BY PAID CLAIMS.

LTR	TYPE OF INSURANCE	ADDL INSR	SUBR WVD	POLICY NUMBER	POLICY EFF (MM/DD/YYYY)	POLICY EXP (MM/DD/YYYY)	LIMITS
	GENERAL LIABILITY						EACH OCCURRENCE
	COMMERCIAL GENERAL LIABILITY						DAMAGE TO RENTED PREMISES (Ea occurrence)
	CLAIMS-MADE / OCCUR						MED EXP (Any one person)
							PERSONAL & ADV INJURY
	GEN'L AGGREGATE LIMIT APPLIES PER:						GENERAL AGGREGATE
	POLICY / PRO-JECT / LOC						PRODUCTS-COMP/OP AGG
	AUTOMOBILE LIABILITY						COMBINED SINGLE LIMIT (Ea accident)
	ANY AUTO						BODILY INJURY (Per person)
	ALL OWNED AUTOS						BODILY INJURY (Per accident)
	SCHEDULED AUTOS						PROPERTY DAMAGE (Per accident)
	HIRED AUTOS						
	NON-OWNED AUTOS						
	UMBRELLA LIAB / OCCUR						EACH OCCURRENCE
	EXCESS LIAB / CLAIMS-MADE						AGGREGATE
	DEDUCTIBLE						
	RETENTION						
	WORKERS COMPENSATION AND EMPLOYERS LIABILITY (ANY PROPRIETOR/PARTNER/EXECUTIVE OFFICER/MEMBER EXCLUDED? Y/N)						WC STATU-TORY LIMITS / OTH-ER
							E.L. EACH ACCIDENT
							E.L. DISEASE - EA EMPLOYEE
							E.L. DISEASE - POLICY LIMIT
A	OTHER Financial guarantee for underground storage tanks			PPK1677562	07/01/17	07/01/18	$ 1,000,000 Remediation and liability expense per contamination incident $ 1,000,000 Bodily injury and property damage from per contamination incident $ 25,000 Image restoration

DESCRIPTION OF OPERATIONS/LOCATIONS/VEHICLES (Attach ACORD 101, Additional Remarks Schedule, if more space is required)

Evidence of financial assurance liability coverage
Corrective action or loss that you become legally obligated to pay as a result of a claim for bodily injury, property damage or corrective action as a result of contamination that originates from an underground storage tank scheduled in the policy

CERTIFICATE HOLDER

Evidence of Insurance
c/o City of Poway
P.O. Box 789
Poway, CA 92064-0789

CANCELLATION

SHOULD ANY OF THE ABOVE DESCRIBED POLICIES BE CANCELLED BEFORE THE EXPIRATION DATE THEREOF, NOTICE WILL BE DELIVERED IN ACCORDANCE WITH THE POLICY PROVISIONS.

AUTHORIZED REPRESENTATIVE

© 1988-2010 ACORD CORPORATION. All rights reserved.

The ACORD name and logo are registered marks of ACORD

UNDERGROUND STORAGE TANK MONITORING SYSTEM CERTIFICATION

Permit Number:

UST Monitoring Site Plan

Site Address: 14415 Lake Poway Road, Poway, CA 92064

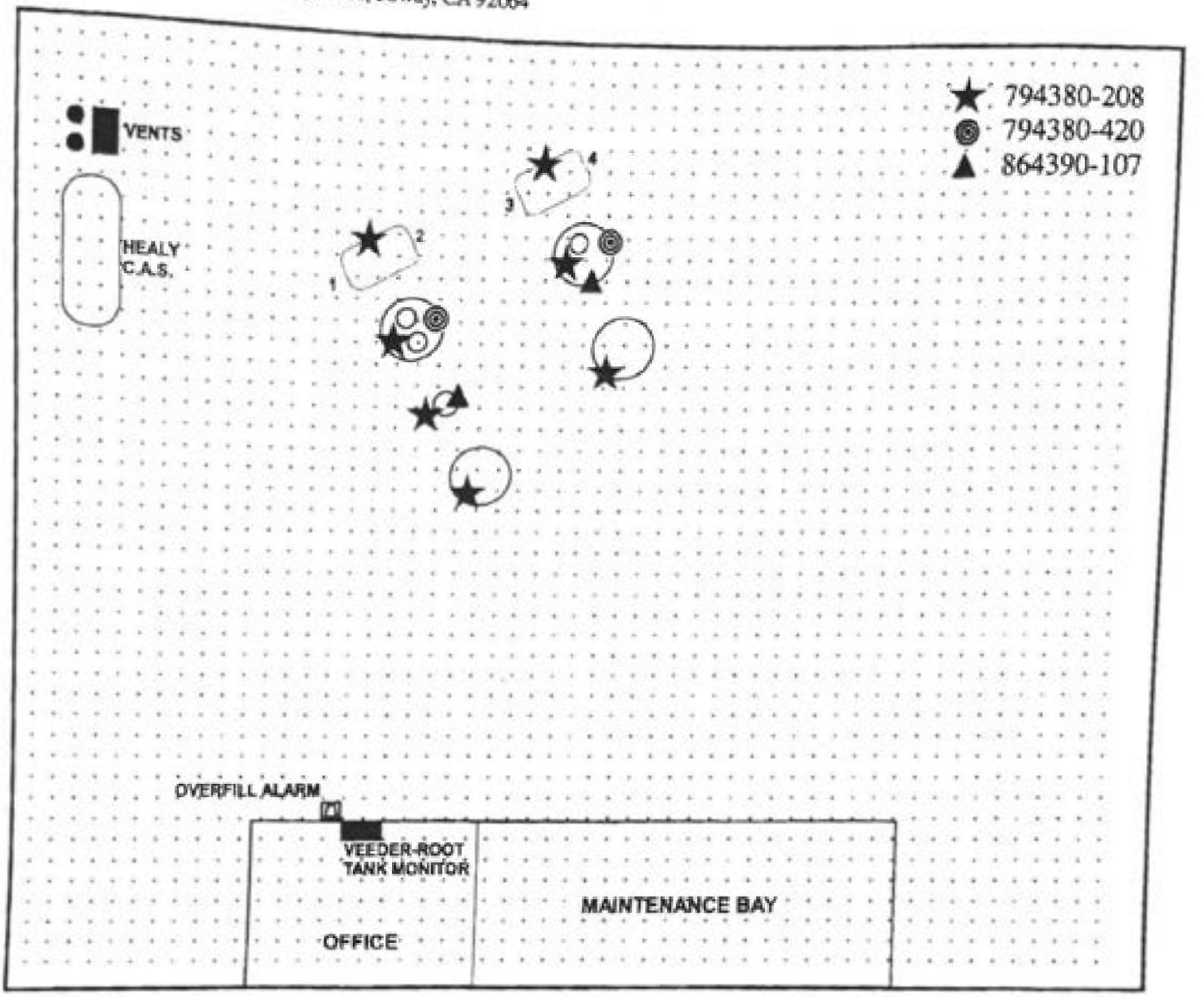

Date map was drawn: 3-Mar-17

Instructions

If you already have a diagram that shows all required information, you may include it, rather than this page, with your Monitoring System Certification. On your site plan, show the general layout of tanks and piping. Clearly identify locations of the following equipment, if installed: monitoring system control panels; sensors monitoring tank annular spaces, sumps, dispenser pans, spill containers, or other secondary containment areas; mechanical or electronic line leak detectors; and in-tank liquid level probes (if used for leak detection). In the space provided, note the date this Site Plan was prepared.

State of California
State Water Resources Control Board
Division of Financial Assistance
P.O. Box 944212
Sacramento, CA 94244-2121
(Instructions on reverse side)

For State Use Only

CERTIFICATION OF FINANCIAL RESPONSIBILITY

FOR UNDERGROUND STORAGE TANKS CONTAINING PETROLEUM

A. I am required to demonstrate Financial Responsibility in the required amounts as specified in California Code of Regulations (CCR), Title 23, Division 3, Chapter 18, Section 2807,

[X] 500,000 dollars per occurrence or [ ] 1 million dollars per occurrence

AND

[X] 1 million dollars annual aggregate or [ ] 2 million dollars annual aggregate

B. City of Poway *(Name of Tank Owner or Operator)* *hereby certifies that it is in compliance with the requirements of Section 2807, California Code of Regulations, Title 23, Division 3, Chapter 18, Article 3, Section 2807. The mechanisms used to demonstrate financial responsibility as required by Section 2807 are as follows:*

C. Mechanism Type	Name and Address of Issuer	Mechanism Number	Coverage Amount	Coverage Period	Corrective Action	Third Party Comp
Insurance and Risk Retention Group	Tokio Marine Specialty Insurance Company One Bala Plaza, Ste. 100 Bala Cynwyd, PA 19004 610-617-7900/Fax 610-617-7940	PPK1844170	$1,000,000 per occurrence and annual aggregate	07/01/18 - 07/01/19	Yes	Yes

Note:

Note: If you are using the State Fund as any part of your demonstration of financial responsibility, your execution and submission of this certification also certifies that you are in compliance and shall maintain compliance with all conditions for participation in the Fund. See instructions.

D. Facility Name	Facility Address
City of Poway/Public Works Department Fleet/Facilities Maintenance	14415 Lake Poway Road Poway, CA 92064
Facility Name	Facility Address
Facility Name	Facility Address

E. Signature of Tank Owner or Operator / Date	Name and Title of Tank Owner or Operator
Luis Carrillo For - City of Poway	Luis Carrillo - Fleet Maintenance Supervisor
Signature of Witness or Notary / Date	Name of Witness or Notary
8/2/18	BRYANT HILL

CFR (Revised 11/08) **FILE: Original - Local Agency** **Copies - Facility/Site(s)**

CERTIFICATE OF LIABILITY INSURANCE

DATE (MM/DD/YYYY): 07/09/2018

THIS CERTIFICATE IS ISSUED AS A MATTER OF INFORMATION ONLY AND CONFERS NO RIGHTS UPON THE CERTIFICATE HOLDER. THIS CERTIFICATE DOES NOT AFFIRMATIVELY OR NEGATIVELY AMEND, EXTEND OR ALTER THE COVERAGE AFFORDED BY THE POLICIES BELOW. THIS CERTIFICATE OF INSURANCE DOES NOT CONSTITUTE A CONTRACT BETWEEN THE ISSUING INSURER(S), AUTHORIZED REPRESENTATIVE OR PRODUCER, AND THE CERTIFICATE HOLDER.

IMPORTANT: If the certificate holder is an ADDITIONAL INSURED, the policy(ies) must be endorsed. If SUBROGATION IS WAIVED, subject to the terms and conditions of the policy, certain policies may require an endorsement. A statement on this certificate does not confer rights to the certificate holder in lieu of such endorsement(s).

PRODUCER
ALLIANT INSURANCE SERVICES, INC.
P.O. Box 6450
Newport Beach, CA 92658-6450
Ph (949) 756-0271 • Fax (949) 756-2713 • License No. 0C36861

CONTACT NAME:
PHONE (A/C, No, Ext):
FAX (A/C, No):
E-MAIL ADDRESS:
PRODUCER CUSTOMER ID #:

INSURED:
California JPIA
Additional Named Insured
City of Poway
P.O. Box 789
Poway, CA 92064-0789

INSURER(S) AFFORDING COVERAGE		NAIC #
INSURER A:	TOKIO MARINE SPECIALTY INS. CO.	
INSURER B:		
INSURER C:		
INSURER D:		
INSURER E:		
INSURER F:		

COVERAGES: **CERTIFICATE NUMBER:** **REVISION NUMBER:**

THIS IS TO CERTIFY THAT THE POLICIES OF INSURANCE LISTED BELOW HAVE BEEN ISSUED TO THE INSURED NAMED ABOVE FOR THE POLICY PERIOD INDICATED. NOTWITHSTANDING ANY REQUIREMENT, TERM OR CONDITION OF ANY CONTRACT OR OTHER DOCUMENT WITH RESPECT TO WHICH THIS CERTIFICATE MAY BE ISSUED OR MAY PERTAIN, THE INSURANCE AFFORDED BY THE POLICIES DESCRIBED HEREIN IS SUBJECT TO ALL THE TERMS, EXCLUSIONS AND CONDITIONS OF SUCH POLICIES. LIMITS SHOWN MAY HAVE BEEN REDUCED BY PAID CLAIMS.

INSR LTR	TYPE OF INSURANCE	ADDL INSR	SUBR WVD	POLICY NUMBER	POLICY EFF (MM/DD/YY)	POLICY EXP (MM/DD/YY)	LIMITS	
	GENERAL LIABILITY						EACH OCCURRENCE	
	COMMERCIAL GENERAL LIABILITY						DAMAGE TO RENTED PREMISES (Ea Occurrence)	
	CLAIMS-MADE ☐ OCCUR ☐						MED EXP (Any one person)	
							PERSONAL & ADV INJURY	
	GEN'L AGGREGATE LIMIT APPLIES PER:						GENERAL AGGREGATE	
	POLICY ☐ PRO-JECT ☐ LOC ☐						PRODUCTS-COMP/OP AGG.	
	AUTOMOBILE LIABILITY						COMBINED SINGLE LIMIT (Ea Accident)	
	ANY AUTO						BODILY INJURY (Per person)	
	ALL OWNED AUTOS						BODILY INJURY (Per accident)	
	SCHEDULED AUTOS						PROPERTY DAMAGE (Per Accident)	
	HIRED AUTOS							
	NON-OWNED AUTOS							
	UMBRELLA LIAB ☐ OCCUR						EACH OCCURRENCE	
	EXCESS LIAB ☐ CLAIMS-MADE						AGGREGATE	
	DEDUCTIBLE							
	RETENTION							
	WORKERS COMPENSATION AND EMPLOYERS LIABILITY Y/N						WC STATU-TORY LIMITS ☐ OTH-ER	
	ANY PROPRIETOR/PARTNER / EXECUTIVE OFFICER/MEMBER EXCLUDED? (Mandatory in NH) If yes, describe under DESCRIPTION OF OPERATIONS below						E.L. EACH ACCIDENT	
							E.L. DISEASE - EA EMPLOYEE	
							E.L. DISEASE - POLICY LIMIT	
A	OTHER Financial guarantee for underground storage tanks			PPK1844170	07/01/18	07/01/19	$ 1,000,000 Remediation and liability expense per contamination incident $ 1,000,000 Bodily injury and property damage from per contamination incident $ 25,000 Image restoration	

DESCRIPTION OF OPERATIONS/LOCATIONS/VEHICLES (Attach ACORD 101, Additional Remarks Schedule, if more space is required)

Evidence of financial assurance liability coverage
Corrective action or loss that you become legally obligated to pay as a result of a claim for bodily injury, property damage or corrective action as a result of contamination that originates from an underground storage tank scheduled in the policy

CERTIFICATE HOLDER

Evidence of Insurance
c/o City of Poway
P.O. Box 789
Poway, CA 92064-0789

CANCELLATION

SHOULD ANY OF THE ABOVE DESCRIBED POLICIES BE CANCELLED BEFORE THE EXPIRATION DATE THEREOF, NOTICE WILL BE DELIVERED IN ACCORDANCE WITH THE POLICY PROVISIONS.

AUTHORIZED REPRESENTATIVE

© 1988-2010 ACORD CORPORATION. All rights reserved.

The ACORD name and logo are registered marks of ACORD

Owner Statements of Designated Underground Storage Tank (UST) Operator and Understanding of and Compliance with UST Requirements

Facility Name: City of Poway Public Works Dept.	Facility ID #:
Facility Address: 14415 Lake Poway Rd. Poway, CA 92064	Reason for Submitting this Form *(Check One)* ☒ Change of Designated Operator ☐ Update Certificate Expiration Date
Facility Phone #: 858-668-4745	

Designated UST Operator(s) for this Facility

PRIMARY

Designated Operator's Name: Rely Environmental	Relation to UST Facility *(Check One)* ☐ Owner ☐ Operator ☐ Employee ☐ Service Technician ☒ Third-Party
Business Name *(If different from above)*: See Attached List	
Designated Operator's Phone #:	
International Code Council Certification #:	Expiration Date:

ALTERNATE 1 ***(Optional)***

Designated Operator's Name:	Relation to UST Facility *(Check One)* ☐ Owner ☐ Operator ☐ Employee ☐ Service Technician ☐ Third-Party
Business Name *(If different from above)*:	
Designated Operator's Phone #:	
International Code Council Certification #:	Expiration Date:

ALTERNATE 2 ***(Optional)***

Designated Operator's Name:	Relation to UST Facility *(Check One)* ☐ Owner ☐ Operator ☐ Employee ☐ Service Technician ☐ Third-Party
Business Name *(If different from above)*:	
Designated Operator's Phone #:	
International Code Council Certification #:	Expiration Date:

I certify that, for the facility indicated at the top of this page, the individual(s) listed above will serve as Designated UST Operator(s). The individual(s) will conduct and document monthly facility inspections and annual facility employee training, in accordance with California Code of Regulations, title 23, section 2715(c) - (f).

Furthermore, I understand and am in compliance with the requirements (statutes, regulations, and local ordinances) applicable to underground storage tanks.

NAME OF TANK OWNER (Please Print): City of Poway / Bryant Hall

SIGNATURE OF TANK OWNER: Bryant Hall

DATE: 3/1/18 **OWNER'S PHONE #:** 858-668-4722

NOTE: 1) SUBMIT THIS COMPLETED FORM TO THE LOCAL AGENCY (NOT THE STATE WATER RESOURCES CONTROL BOARD) BY JANUARY 1, 2005. THE LOCAL AGENCY LIST IS AVAILABLE AT: www.waterboards.ca.gov/ust/contacts/cupa_agys.html.

2) NOTIFY THE LOCAL AGENCY OF ANY CHANGES TO THIS INFORMATION WITHIN 30 DAYS OF THE CHANGE.

Compliance Management and
Consulting for Small Business

California UST System Operator List

Name	ICC Certification #	Expiration Date	Phone
Scott Storms	8145140-UC	2/27/2018	(619) 379-1457
Derryl Hadley	8152502-UC	2/25/2018	(619) 865-6263
Joshua Jones	5248585-UC	2/27/2018	(760) 520-9871
Rebecca Watkins	8562593-UC	11/4/2018	(619) 302-6779

3276 Rosecrans Street, Suite 201 San Diego, CA 92110
Office: (844) 992 -7359 Fax: (619) 374-7133
www.relyenvironmental.com

UNDERGROUND STORAGE TANK
STATEMENT OF UNDERSTANDING AND COMPLIANCE FORM (Page 1 of 1)

Every underground storage tank (UST) facility must submit a one-time statement indicating that the owner or operator understands and is in compliance with all applicable UST requirements. A copy of this completed form must be submitted via either the California Environmental Reporting System (CERS) or an equivalent local Unified Program Agency electronic reporting portal within 30 days of: 1) an installation of a UST; or 2) a change in owner or operator of the UST, as applicable. [California Code of Regulations, Title 23, Division 3, Chapter 16, Section 2715(a).]

Type of Action ☐ New Installation ☐ Change of Ownership ☐ Change of Operator

I. FACILITY INFORMATION

Business Name *(Same as Facility Name or DBA-Doing Business As)*	CERS ID
City of Poway Public Works Department	10374337

Business Site Address	City	ZIP Code
14415 Lake Poway Rd.	Poway	92064

II. OWNER / OPERATOR INFORMATION

Relationship to Underground Storage Tank(s) ☐ Owner ☒ Operator

UST Owner / Operator Name	Phone #
Bryant Hill	(858) 668-4722

Mailing Address	City	State	ZIP Code
14415 Lake Poway Rd.	Poway	CA	92064

III. CERTIFICATION BY OWNER / OPERATOR OF UNDERSTANDING AND COMPLIANCE

I hereby certify that I understand the underground storage tank requirements of Health and Safety Code, Division 20, Chapter 6.7, California Code of Regulations; Title 23, Division 3, Chapter 16; and any applicable local underground storage tank ordinances and that the facility identified above is in compliance with all applicable underground storage tank requirements.

UST Owner / Operator Signature	Date
Bryant Hill	1/31/19

ID = Identification

UNDERGROUND STORAGE TANK MONITORING SYSTEM CERTIFICATION

Permit Number:

UST Monitoring Site Plan

Site Address: 14415 Lake Poway Road, Poway, CA 92064

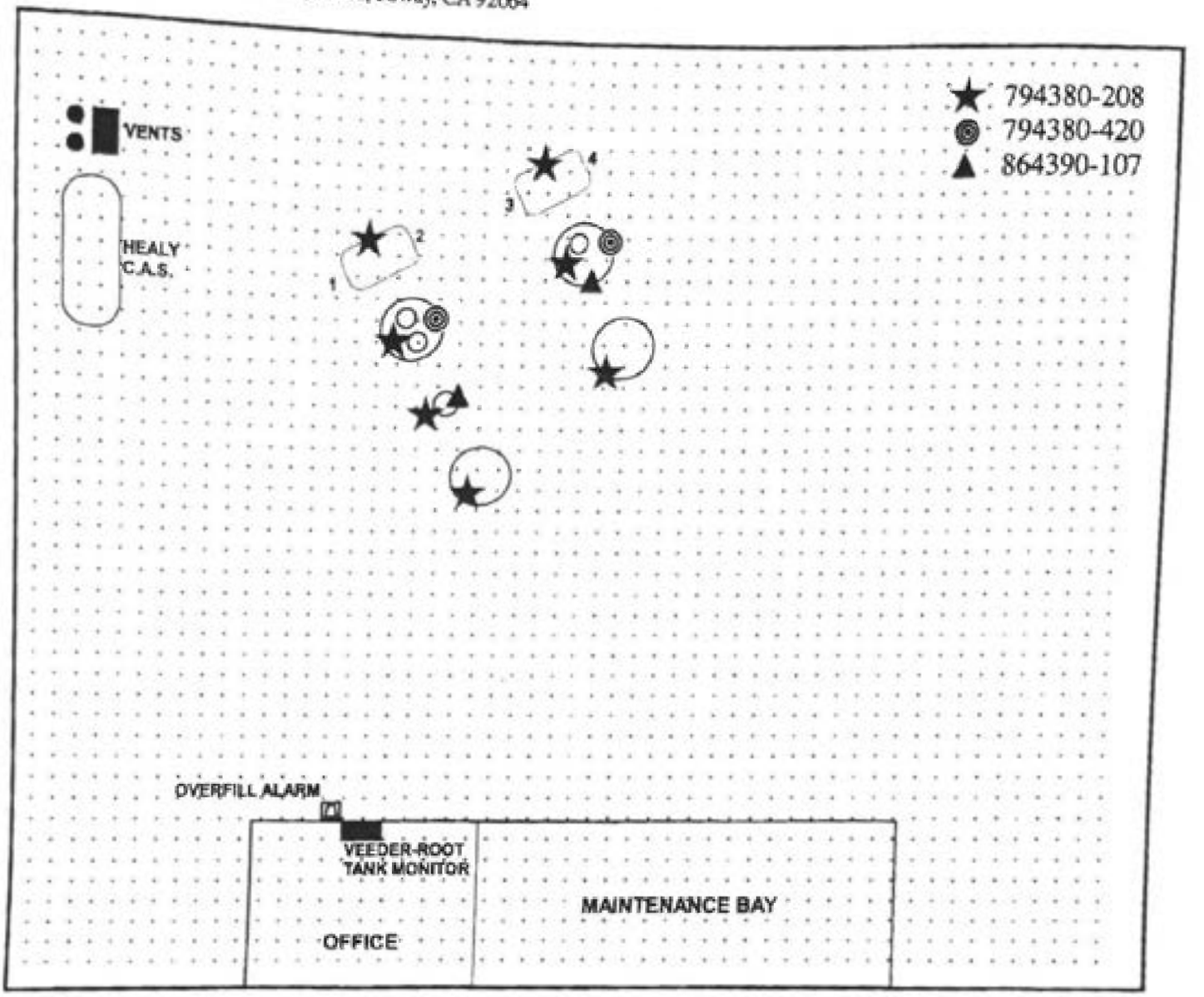

Date map was drawn: 3-Mar-17

Instructions

If you already have a diagram that shows all required information, you may include it, rather than this page, with your Monitoring System Certification. On your site plan, show the general layout of tanks and piping. Clearly identify locations of the following equipment, if installed: monitoring system control panels; sensors monitoring tank annular spaces, sumps, dispenser pans, spill containers, or other secondary containment areas; mechanical or electronic line leak detectors; and in-tank liquid level probes (if used for leak detection). In the space provided, note the date this Site Plan was prepared.

State of California
State Water Resources Control Board
Division of Financial Assistance
P.O. Box 944212
Sacramento, CA 94244-2121
(Instructions on reverse side)

For State Use Only

CERTIFICATION OF FINANCIAL RESPONSIBILITY

FOR UNDERGROUND STORAGE TANKS CONTAINING PETROLEUM

A. I am required to demonstrate Financial Responsibility in the required amounts as specified in California Code of Regulations (CCR), Title 23, Division 3, Chapter 18, Section 2807,

[X] 500,000 dollars per occurrence or [ ] 1 million dollars per occurrence

AND

[X] 1 million dollars annual aggregate or [ ] 2 million dollars annual aggregate

B. City of Poway *(Name of Tank Owner or Operator)* *hereby certifies that it is in compliance with the requirements of Section 2807, California Code of Regulations, Title 23, Division 3, Chapter 18, Article 3, Section 2807. The mechanisms used to demonstrate financial responsibility as required by Section 2807 are as follows:*

C. Mechanism Type	Name and Address of Issuer	Mechanism Number	Coverage Amount	Coverage Period	Corrective Action	Third Party Comp
Insurance and Risk Retention Group	Tokio Marine Specialty Insurance Company One Bala Plaza, Ste. 100 Bala Cynwyd, PA 19004 610-617-7900/Fax 610-617-7940	PPK1844170	$1,000,000 per occurrence and annual aggregate	07/01/18 - 07/01/19	Yes	Yes

Note:

Note: If you are using the State Fund as any part of your demonstration of financial responsibility, your execution and submission of this certification also certifies that you are in compliance and shall maintain compliance with all conditions for participation in the Fund. See instructions.

D. Facility Name	Facility Address
City of Poway/Public Works Department Fleet/Facilities Maintenance	14415 Lake Poway Road Poway, CA 92064
Facility Name	Facility Address
Facility Name	Facility Address

E. Signature of Tank Owner or Operator / Date	Name and Title of Tank Owner or Operator
Luis Carrillo For - City of Poway	Luis Carrillo - Fleet Maintenance Supervisor
Signature of Witness or Notary / Date	Name of Witness or Notary
8/2/18	BRYANT HILL

CFR (Revised 11/08) **FILE: Original - Local Agency** **Copies - Facility/Site(s)**

CERTIFICATE OF LIABILITY INSURANCE

DATE (MM/DD/YYYY): 07/09/2018

THIS CERTIFICATE IS ISSUED AS A MATTER OF INFORMATION ONLY AND CONFERS NO RIGHTS UPON THE CERTIFICATE HOLDER. THIS CERTIFICATE DOES NOT AFFIRMATIVELY OR NEGATIVELY AMEND, EXTEND OR ALTER THE COVERAGE AFFORDED BY THE POLICIES BELOW. THIS CERTIFICATE OF INSURANCE DOES NOT CONSTITUTE A CONTRACT BETWEEN THE ISSUING INSURER(S), AUTHORIZED REPRESENTATIVE OR PRODUCER, AND THE CERTIFICATE HOLDER.

IMPORTANT: If the certificate holder is an ADDITIONAL INSURED, the policy(ies) must be endorsed. If SUBROGATION IS WAIVED, subject to the terms and conditions of the policy, certain policies may require an endorsement. A statement on this certificate does not confer rights to the certificate holder in lieu of such endorsement(s).

PRODUCER
ALLIANT INSURANCE SERVICES, INC.
P.O. Box 6450
Newport Beach, CA 92658-6450
Ph (949) 756-0271 • Fax (949) 756-2713 • License No. 0C36861

CONTACT NAME:
PHONE (A/C, No, Ext):
FAX (A/C, No):
E-MAIL ADDRESS:
PRODUCER CUSTOMER ID #:

INSURED:
California JPIA
Additional Named Insured
City of Poway
P.O. Box 789
Poway, CA 92064-0789

INSURER(S) AFFORDING COVERAGE		NAIC #
INSURER A:	TOKIO MARINE SPECIALTY INS. CO.	
INSURER B:		
INSURER C:		
INSURER D:		
INSURER E:		
INSURER F:		

COVERAGES: **CERTIFICATE NUMBER:** **REVISION NUMBER:**

THIS IS TO CERTIFY THAT THE POLICIES OF INSURANCE LISTED BELOW HAVE BEEN ISSUED TO THE INSURED NAMED ABOVE FOR THE POLICY PERIOD INDICATED. NOTWITHSTANDING ANY REQUIREMENT, TERM OR CONDITION OF ANY CONTRACT OR OTHER DOCUMENT WITH RESPECT TO WHICH THIS CERTIFICATE MAY BE ISSUED OR MAY PERTAIN, THE INSURANCE AFFORDED BY THE POLICIES DESCRIBED HEREIN IS SUBJECT TO ALL THE TERMS, EXCLUSIONS AND CONDITIONS OF SUCH POLICIES. LIMITS SHOWN MAY HAVE BEEN REDUCED BY PAID CLAIMS.

INSR LTR	TYPE OF INSURANCE	ADDL INSR	SUBR WVD	POLICY NUMBER	POLICY EFF (MM/DD/YY)	POLICY EXP (MM/DD/YY)	LIMITS	
	GENERAL LIABILITY						EACH OCCURRENCE	
	COMMERCIAL GENERAL LIABILITY						DAMAGE TO RENTED PREMISES (Ea Occurrence)	
	CLAIMS-MADE ☐ OCCUR ☐						MED EXP (Any one person)	
							PERSONAL & ADV INJURY	
	GEN'L AGGREGATE LIMIT APPLIES PER:						GENERAL AGGREGATE	
	POLICY ☐ PRO-JECT ☐ LOC ☐						PRODUCTS-COMP/OP AGG.	
	AUTOMOBILE LIABILITY						COMBINED SINGLE LIMIT (Ea Accident)	
	ANY AUTO						BODILY INJURY (Per person)	
	ALL OWNED AUTOS						BODILY INJURY (Per accident)	
	SCHEDULED AUTOS						PROPERTY DAMAGE (Per Accident)	
	HIRED AUTOS							
	NON-OWNED AUTOS							
	UMBRELLA LIAB ☐ OCCUR						EACH OCCURRENCE	
	EXCESS LIAB ☐ CLAIMS-MADE						AGGREGATE	
	DEDUCTIBLE							
	RETENTION							
	WORKERS COMPENSATION AND EMPLOYERS LIABILITY Y/N						WC STATU-TORY LIMITS ☐ OTH-ER	
	ANY PROPRIETOR/PARTNER / EXECUTIVE OFFICER/MEMBER EXCLUDED? (Mandatory in NH) If yes, describe under DESCRIPTION OF OPERATIONS below						E.L. EACH ACCIDENT	
							E.L. DISEASE - EA EMPLOYEE	
							E.L. DISEASE - POLICY LIMIT	
A	OTHER Financial guarantee for underground storage tanks			PPK1844170	07/01/18	07/01/19	$ 1,000,000 Remediation and liability expense per contamination incident $ 1,000,000 Bodily injury and property damage from per contamination incident $ 25,000 Image restoration	

DESCRIPTION OF OPERATIONS/LOCATIONS/VEHICLES (Attach ACORD 101, Additional Remarks Schedule, if more space is required)

Evidence of financial assurance liability coverage
Corrective action or loss that you become legally obligated to pay as a result of a claim for bodily injury, property damage or corrective action as a result of contamination that originates from an underground storage tank scheduled in the policy

CERTIFICATE HOLDER

Evidence of Insurance
c/o City of Poway
P.O. Box 789
Poway, CA 92064-0789

CANCELLATION

SHOULD ANY OF THE ABOVE DESCRIBED POLICIES BE CANCELLED BEFORE THE EXPIRATION DATE THEREOF, NOTICE WILL BE DELIVERED IN ACCORDANCE WITH THE POLICY PROVISIONS.

AUTHORIZED REPRESENTATIVE

© 1988-2010 ACORD CORPORATION. All rights reserved.

The ACORD name and logo are registered marks of ACORD

UNDERGROUND STORAGE TANK MONITORING SYSTEM CERTIFICATION

Permit Number:

UST Monitoring Site Plan

Site Address: 14415 Lake Poway Road, Poway, CA 92064

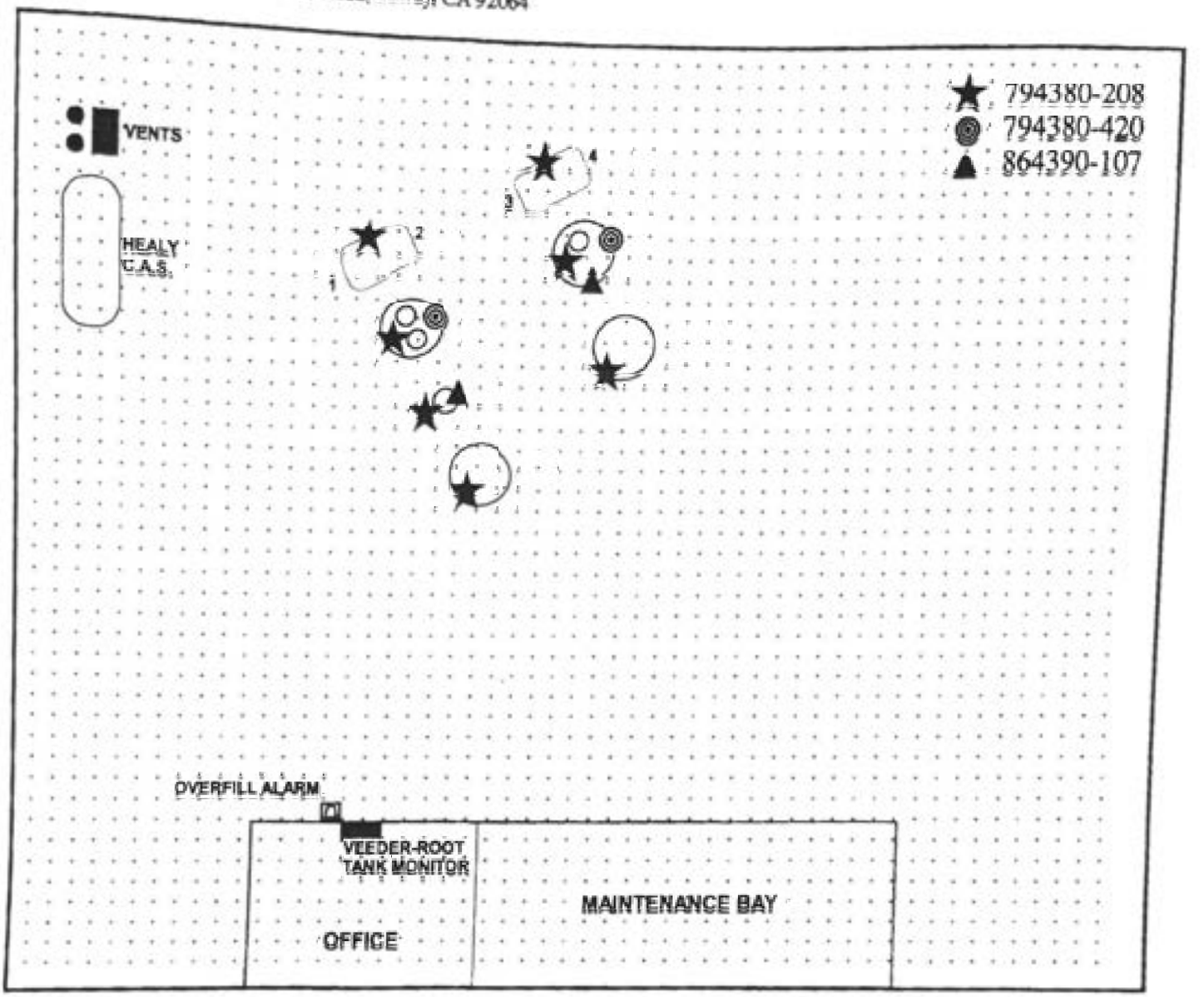

Date map was drawn: 3-Mar-17

Instructions

If you already have a diagram that shows all required information, you may include it, rather than this page, with your Monitoring System Certification. On your site plan, show the general layout of tanks and piping. Clearly identify locations of the following equipment, if installed: monitoring system control panels; sensors monitoring tank annular spaces, sumps, dispenser pans, spill containers, or other secondary containment areas; mechanical or electronic line leak detectors; and in-tank liquid level probes (if used for leak detection). In the space provided, note the date this Site Plan was prepared.

State of California
State Water Resources Control Board
Division of Financial Assistance
P.O. Box 944212
Sacramento, CA 94244-2121
(Instructions on reverse side)

For State Use Only

CERTIFICATION OF FINANCIAL RESPONSIBILITY

FOR UNDERGROUND STORAGE TANKS CONTAINING PETROLEUM

A. I am required to demonstrate Financial Responsibility in the required amounts as specified in California Code of Regulations (CCR), Title 23, Division 3, Chapter 18, Section 2807,

[X] 500,000 dollars per occurrence or [ ] 1 million dollars per occurrence

AND

[X] 1 million dollars annual aggregate or [ ] 2 million dollars annual aggregate

B. City of Poway *(Name of Tank Owner or Operator)* *hereby certifies that it is in compliance with the requirements of Section 2807, California Code of Regulations, Title 23, Division 3, Chapter 18, Article 3, Section 2807. The mechanisms used to demonstrate financial responsibility as required by Section 2807 are as follows:*

C. Mechanism Type	Name and Address of Issuer	Mechanism Number	Coverage Amount	Coverage Period	Corrective Action	Third Party Comp
Insurance and Risk Retention Group	Tokio Marine Specialty Insurance Company One Bala Plaza, Ste. 100 Bala Cynwyd, PA 19004 610-617-7900/Fax 610-617-7940	PPK1844170	$1,000,000 per occurrence and annual aggregate	07/01/18 - 07/01/19	Yes	Yes

Note:

Note: If you are using the State Fund as any part of your demonstration of financial responsibility, your execution and submission of this certification also certifies that you are in compliance and shall maintain compliance with all conditions for participation in the Fund. See instructions.

D. Facility Name	Facility Address
City of Poway/Public Works Department Fleet/Facilities Maintenance	14415 Lake Poway Road Poway, CA 92064
Facility Name	Facility Address
Facility Name	Facility Address

E. Signature of Tank Owner or Operator / Date	Name and Title of Tank Owner or Operator
Luis Carrillo For - City of Poway	Luis Carrillo - Fleet Maintenance Supervisor
Signature of Witness or Notary / Date	Name of Witness or Notary
8/2/18	BRYANT HILL

CFR (Revised 11/08) **FILE: Original - Local Agency** **Copies - Facility/Site(s)**

CERTIFICATE OF LIABILITY INSURANCE

DATE (MM/DD/YYYY): 07/09/2018

THIS CERTIFICATE IS ISSUED AS A MATTER OF INFORMATION ONLY AND CONFERS NO RIGHTS UPON THE CERTIFICATE HOLDER. THIS CERTIFICATE DOES NOT AFFIRMATIVELY OR NEGATIVELY AMEND, EXTEND OR ALTER THE COVERAGE AFFORDED BY THE POLICIES BELOW. THIS CERTIFICATE OF INSURANCE DOES NOT CONSTITUTE A CONTRACT BETWEEN THE ISSUING INSURER(S), AUTHORIZED REPRESENTATIVE OR PRODUCER, AND THE CERTIFICATE HOLDER.

IMPORTANT: If the certificate holder is an ADDITIONAL INSURED, the policy(ies) must be endorsed. If SUBROGATION IS WAIVED, subject to the terms and conditions of the policy, certain policies may require an endorsement. A statement on this certificate does not confer rights to the certificate holder in lieu of such endorsement(s).

PRODUCER
ALLIANT INSURANCE SERVICES, INC.
P.O. Box 6450
Newport Beach, CA 92658-6450
Ph (949) 756-0271 • Fax (949) 756-2713 • License No. 0C36861

CONTACT NAME:
PHONE (A/C, No, Ext):
FAX (A/C, No):
E-MAIL ADDRESS:
PRODUCER CUSTOMER ID #:

INSURED:
California JPIA
Additional Named Insured
City of Poway
P.O. Box 789
Poway, CA 92064-0789

INSURER(S) AFFORDING COVERAGE		NAIC #
INSURER A:	TOKIO MARINE SPECIALTY INS. CO.	
INSURER B:		
INSURER C:		
INSURER D:		
INSURER E:		
INSURER F:		

COVERAGES: **CERTIFICATE NUMBER:** **REVISION NUMBER:**

THIS IS TO CERTIFY THAT THE POLICIES OF INSURANCE LISTED BELOW HAVE BEEN ISSUED TO THE INSURED NAMED ABOVE FOR THE POLICY PERIOD INDICATED. NOTWITHSTANDING ANY REQUIREMENT, TERM OR CONDITION OF ANY CONTRACT OR OTHER DOCUMENT WITH RESPECT TO WHICH THIS CERTIFICATE MAY BE ISSUED OR MAY PERTAIN, THE INSURANCE AFFORDED BY THE POLICIES DESCRIBED HEREIN IS SUBJECT TO ALL THE TERMS, EXCLUSIONS AND CONDITIONS OF SUCH POLICIES. LIMITS SHOWN MAY HAVE BEEN REDUCED BY PAID CLAIMS.

INSR LTR	TYPE OF INSURANCE	ADDL INSR	SUBR WVD	POLICY NUMBER	POLICY EFF (MM/DD/YY)	POLICY EXP (MM/DD/YY)	LIMITS	
	GENERAL LIABILITY						EACH OCCURRENCE	
	COMMERCIAL GENERAL LIABILITY						DAMAGE TO RENTED PREMISES (Ea Occurrence)	
	CLAIMS-MADE ☐ OCCUR ☐						MED EXP (Any one person)	
							PERSONAL & ADV INJURY	
	GEN'L AGGREGATE LIMIT APPLIES PER:						GENERAL AGGREGATE	
	POLICY ☐ PRO-JECT ☐ LOC ☐						PRODUCTS-COMP/OP AGG.	
	AUTOMOBILE LIABILITY						COMBINED SINGLE LIMIT (Ea Accident)	
	ANY AUTO						BODILY INJURY (Per person)	
	ALL OWNED AUTOS						BODILY INJURY (Per accident)	
	SCHEDULED AUTOS						PROPERTY DAMAGE (Per Accident)	
	HIRED AUTOS							
	NON-OWNED AUTOS							
	UMBRELLA LIAB ☐ OCCUR						EACH OCCURRENCE	
	EXCESS LIAB ☐ CLAIMS-MADE						AGGREGATE	
	DEDUCTIBLE							
	RETENTION							
	WORKERS COMPENSATION AND EMPLOYERS LIABILITY Y/N						WC STATU-TORY LIMITS ☐ OTH-ER	
	ANY PROPRIETOR/PARTNER / EXECUTIVE OFFICER/MEMBER EXCLUDED? (Mandatory in NH) If yes, describe under DESCRIPTION OF OPERATIONS below						E.L. EACH ACCIDENT	
							E.L. DISEASE - EA EMPLOYEE	
							E.L. DISEASE - POLICY LIMIT	
A	OTHER Financial guarantee for underground storage tanks			PPK1844170	07/01/18	07/01/19	$ 1,000,000 Remediation and liability expense per contamination incident $ 1,000,000 Bodily injury and property damage from per contamination incident $ 25,000 Image restoration	

DESCRIPTION OF OPERATIONS/LOCATIONS/VEHICLES (Attach ACORD 101, Additional Remarks Schedule, if more space is required)

Evidence of financial assurance liability coverage
Corrective action or loss that you become legally obligated to pay as a result of a claim for bodily injury, property damage or corrective action as a result of contamination that originates from an underground storage tank scheduled in the policy

CERTIFICATE HOLDER

Evidence of Insurance
c/o City of Poway
P.O. Box 789
Poway, CA 92064-0789

CANCELLATION

SHOULD ANY OF THE ABOVE DESCRIBED POLICIES BE CANCELLED BEFORE THE EXPIRATION DATE THEREOF, NOTICE WILL BE DELIVERED IN ACCORDANCE WITH THE POLICY PROVISIONS.

AUTHORIZED REPRESENTATIVE

© 1988-2010 ACORD CORPORATION. All rights reserved.

The ACORD name and logo are registered marks of ACORD

COUNTY OF SAN DIEGO CUPA
DEPARTMENT OF ENVIRONMENTAL HEALTH
HAZARDOUS MATERIALS DIVISION
P.O. BOX 129261, SAN DIEGO, CA 92112-9261
(858) 505-6880 FAX (858) 505-6848
http://www.sdcdeh.org

UNDERGROUND STORAGE TANK

RESPONSE PLAN – PAGE 1

(One form per facility)

TYPE OF ACTION ☑ 1. NEW PLAN ☐ 2. CHANGE OF INFORMATION R01

I. FACILITY INFORMATION

FACILITY ID # (Agency Use Only) 3 7 – 0 0 0 – 1 0 5 3 9 7 1

BUSINESS NAME (Same as FACILITY NAME or DBA – Doing Business As) R02
City of Poway Public Works Dept.

BUSINESS SITE ADDRESS R03	CITY R04		ZIP CODE R05
14415 Lake Poway Rd.	Poway	CA	92064

II. SPILL CONTROL AND CLEANUP METHODS

This plan addresses unauthorized releases from UST systems and supplements the emergency response plans and procedures in the facility's Hazardous Materials Business Plan.

- If safe to do so, facility personnel will take immediate measures to control or stop any release (e.g., activate pump shut-off, etc.) and, if necessary, safely remove remaining hazardous material from the UST system.
- Any release to secondary containment will be pumped or otherwise removed within 24 hours of discovery. Recovered hazardous materials, unless suitable for their intended use, will be managed as hazardous waste.
- Absorbent material will be used to contain and clean up manageable spills of hazardous materials. Absorbent material which has become too saturated to be effective or which is no longer intended for use will be managed as hazardous waste unless a waste determination in accordance with 22 CCR §66262.11 finds that it is non-hazardous. Used absorbent material, reusable or waste, will be stored in a properly labeled and sealed container. Waste material shall be disposed appropriately.
- Facility personnel will determine whether any water removed from secondary containment systems, or from clean-up activity, has been in contact with any hazardous material. If the water is contaminated, it will be managed as hazardous waste unless a waste determination in accordance with 22 CCR §66262.11 finds that it is non-hazardous. If the water has a petroleum sheen (i.e., rainbow colors), it is contaminated. A thick floating petroleum layer may not necessarily display rainbow colors. Water (hazardous or non-hazardous) from sumps, spill containers, etc. will not be disposed to storm water systems.
- We will review secondary containment systems for possible deterioration if any of the following conditions occur:
  1. Hazardous material in contact with secondary containment is not compatible with the material used for secondary containment;
  2. Secondary containment is prone to damage from any equipment used to remove or clean up hazardous material collected in secondary containment;
  3. Hazardous material, other than the product/waste stored in the primary containment system, is placed inside secondary containment to treat or neutralize released product/waste, and the added material or resulting material form such a combination is not compatible with secondary containment.

III. SPILL CONTROL AND CLEAN-UP EQUIPMENT

PERIODIC MAINTENANCE: Spill control and clean-up equipment kept permanently on-site is listed in the facility's Hazardous Materials Business Plan. This equipment is inspected at least monthly, and after each use, supplies are replenished as needed. Defective equipment is repaired or replaced as necessary.

EQUIPMENT NOT PERMANENTLY ON-SITE, BUT AVAILABLE FOR USE IF NEEDED: (Complete only if applicable)

EQUIPMENT	LOCATION	AVAILABILITY
R10 NA all equipment is on site	R20	R30
R11	R21	R31
R12	R22	R32
R13	R23	R33
R14	R24	R34
R15	R25	R35

IV. RESPONSIBLE PERSONS

THE FOLLOWING PERSON(S) IS/ARE RESPONSIBLE FOR AUTHORIZING ANY WORK NECESSARY UNDER THIS RESPONSE PLAN:

NAME	TITLE
R40 Bryant Hill	R50 Public Works Operations Manager
R41 Mike Weigel	R51 Senior Equipment Mechanic
R42 Chuck Tucker	R52 Equipment Mechanic
R43	R53

V. MONITORING INDICATORS

IF MONITORING INDICATES A POSSIBLE UNAUTHORIZED RELEASE, STEPS TO VERIFY THE RELEASE WILL BE MADE AS FOLLOWS: R60
☑ Additional system testing or data collection ☑ Inspection by qualified persons ☑ Recalibration of equipment ☑ Other (specify):

Inspect sumps and secondary containments for presence of liquid, remove and dispose of any liquid as hazardous waste.

UST Response Plan – Instructions

Complete one UST Response Plan for each UST facility. This form must be submitted with your initial UST Operating Permit Application and within 30 days of changes in the information it contains. It supplements the Emergency Response Plans and Procedures in the facility's Hazardous Materials Business Plan. (Note: Numbering of these instructions follows the data element numbers on the form.)

R01. TYPE OF ACTION – Check the appropriate box to indicate why this plan is being submitted.

1. FACILITY ID NUMBER – This space is for agency use only and is the same as UPF (Unified Program Facility) Permit #.

R02. BUSINESS NAME – Enter the complete Facility Name.

R03. BUSINESS SITE ADDRESS – Enter the street address where the facility is located, including building number, if applicable. Post office box numbers are not acceptable. This information must provide a means to locate the facility geographically.

R04. CITY – Enter the city or unincorporated area in which the facility is located.

R05. ZIP CODE – Enter the zip code of business site. The zip + 4 may also be added.

R10. EQUIPMENT – If you have spill control or clean-up equipment kept off-site, list that equipment in sections R10 through R15. If no equipment is kept off-site, leave this section blank.

R20. LOCATION – If you have spill control or clean-up equipment kept off-site, list the equipment location(s) sections R20 through R25. If no equipment is kept off-site, leave this section blank.

R30. AVAILABILITY – If you have spill control or clean-up equipment kept off-site, list the equipment availability in sections R30 through R35. If no equipment is kept off-site, leave this section blank.

R40. NAME – At least one person responsible for authorizing any work necessary under this UST Response Plan must be identified. Use sections R40 through R43 to list the name(s) of the responsible person(s).

R50. TITLE – At least one person responsible for authorizing any work necessary under this UST Response Plan must be identified. Use sections R50 through R53 to list the job title(s) of the responsible person(s).

R60. MONITORING INDICATORS Briefly describe the steps that will be taken to verify the presence or absence of a release if the tank monitoring system indicates the possibility of a release.

OWNER/OPERATOR SIGNATURE – The owner/operator shall sign in the space provided. This signature certifies that the signer believes that all information submitted is true, accurate, and complete.

R70. DATE – Enter the date the plan was signed.

R71. OWNER/OPERATOR NAME – Print or type the name of the person signing the plan.

R72. OWNER/OPERATOR TITLE – Enter the title of the person signing the plan.

COUNTY OF SAN DIEGO CUPA
DEPARTMENT OF ENVIRONMENTAL HEALTH
HAZARDOUS MATERIALS DIVISION
P.O. BOX 129261, SAN DIEGO, CA 92112-9261
(858) 505-6880 FAX (858) 505-6848
http://www.sdcdeh.org
UNDERGROUND STORAGE TANK

RESPONSE PLAN – PAGE 2

(One form per facility)

VI. REPORTING AND RECORD KEEPING

We will report/record any overfill, spill, or unauthorized release from a UST system as indicated in this plan.

Recordable Releases: Any unauthorized release from primary containment which the UST operator is able to clean up within eight (8) hours after the release was detected or should reasonably have been detected, and which does not escape from secondary containment, does not increase the hazard of fire or explosion, and does not cause any deterioration of secondary containment, must be recorded in the facility's monitoring records. Monitoring records must include:

- The UST operator's name and telephone number;
- A list of the types, quantities, and concentrations of hazardous substances released;
- A description of the actions taken to control and clean up the release;
- The method and location of disposal of the released hazardous substances, and whether a hazardous waste manifest was or will be used;
- A description of actions taken to repair the UST and to prevent future releases;
- A description of the method used to reactivate interstitial monitoring after replacement or repair of primary containment.

Reportable Releases: Any overfill, spill, or unauthorized release which escapes from secondary containment (or primary containment if no secondary containment exists), increases the hazard of fire or explosion, or causes any deterioration of secondary containment, is a reportable release. Reportable releases are also recordable.

Within 24 hours after a reportable release has been detected, or should have been detected, we will notify the local agency administering the UST program of the release, investigate the release, and take immediate measures to stop the release. If necessary, or if required by the local agency, remaining stored product/waste will be removed from the UST to prevent further releases or facilitate corrective action. If an emergency exists, we will notify the State Office of Emergency Services.

Within five (5) working days of a reportable release, we will submit to the local agency a full written report containing all of the following information to the extent that the information is known at the time of filing the report:

- The UST owner's or operator's name and telephone number;
- A list of the types, quantities, and concentrations of hazardous materials released;
- The approximate date of the release;
- The date on which the release was discovered;
- The date on which the release was stopped;
- A description of actions taken to control and/or stop the release;
- A description of corrective and remedial actions, including investigations which were undertaken and will be conducted to determine the nature and extent of soil, ground water or surface water contamination due to the release;
- The method(s) of cleanup implemented to date, proposed cleanup actions, and a schedule for implementing the proposed actions;
- The method(s) and location(s) of disposal of released hazardous materials and any contaminated soils, groundwater, or surface water;
- Copies of any hazardous waste manifests used for off-site transport of hazardous wastes associated with clean-up activity;
- A description of proposed methods for any repair or replacement of UST system primary/secondary containment systems;
- A description of additional actions taken to prevent future releases.

We will follow the reporting procedures described above if any of the following conditions occur:

- A recordable unauthorized release can not be cleaned up or is still under investigation within eight (8) hours of detection;
- Released hazardous substances are discovered at the UST site or in the surrounding area;
- Unusual operating conditions are observed, including erratic behavior of product dispensing equipment, sudden loss of product, or the unexplained presence of water in the tank, unless system equipment is found to be defective and is immediately repaired or replaced, and no leak has occurred;
- Monitoring results from UST system monitoring equipment/methods indicate that a release may have occurred, unless the monitoring equipment is found to be defective and is immediately repaired, recalibrated, or replaced, and additional monitoring does not confirm the initial results.

Record Retention: Monitoring records and written reports of unauthorized releases must be maintained on-site for at least 3 years. Hazardous waste shipping/disposal records (e.g., manifests) must be maintained for at least 3 years from the date of shipment.

VII. OWNER/OPERATOR SIGNATURE

CERTIFICATION: I certify that the information provided herein is true and accurate to the best of my knowledge.

OWNER/OPERATOR SIGNATURE	DATE R70
City of Poway / Bryant Hill	03 / 07 / 2018
OWNER/OPERATOR NAME (print) R71	**OWNER/OPERATOR TITLE R72**
BRYANT HILL	PUBLIC WORKS OPERATIONS MANAGER

(Agency Use Only) This plan has been reviewed and is: ☐ Approved ☐ Approved With Conditions* ☐ Disapproved

Local Agency Signature: Date: / /

**Conditions of approval (if any):*

UNDERGROUND STORAGE TANK
DESIGNATED UNDERGROUND STORAGE TANK OPERATOR IDENTIFICATION FORM (Page 1 of 1)

Every underground storage tank (UST) facility must have at least one designated UST operator. A copy of this completed form must be electronically submitted via either the California Environmental Reporting System (CERS) or an equivalent local Unified Program Agency electronic reporting portal within 30 days of: 1) an installation of a UST; 2) a change in owner or operator of the UST; or 3) an addition or change of an individual performing designated UST operator inspections or facility employee training at this facility. [California Code of Regulations, Title 23, Division 3, Chapter 16, Section 2715(a).]

Type of Action ☐ New UST Installation ☐ Change of Owner or Operator ☐ New or Change of Designated UST Operator

I. FACILITY INFORMATION

Business Name *(Same as Facility Name or DBA-Doing Business As)*	CERS ID
City of Poway- Public Works	10374337

Business Site Address	City	ZIP Code
14415 Lake Poway Road	Poway	92064

The individual(s) listed below will conduct and document the facility inspections and facility employee training for the facility listed above in accordance with California Code of Regulations, Title 23, Division 3, Chapter 16, Sections 2715(c) and 2716.

II. DESIGNATED UNDERGROUND STORAGE TANK OPERATOR(S) INFORMATION

Name of Designated UST Operator *(Print as shown on the ICC certification.)*	ICC Certification #
Scott Storms	8145140-UC
Mailing Address	**Phone #**
3276 Rosecarans Street, Suite 201 San Diego, CA 92110	(619) 379-1457
Name of Designated UST Operator *(Print as shown on the ICC certification.)*	ICC Certification #
Rebecca Watkins	8562593-UC
Mailing Address	Phone #
3276 Rosecarans Street, Suite 201 San Diego, CA 92110	(619) 302-6779
Name of Designated UST Operator *(Print as shown on the ICC certification.)*	ICC Certification #
Mailing Address	Phone #
Name of Designated UST Operator *(Print as shown on the ICC certification.)*	ICC Certification #
Mailing Address	Phone #
Name of Designated UST Operator *(Print as shown on the ICC certification.)*	ICC Certification #
Mailing Address	Phone #
Name of Designated UST Operator *(Print as shown on the ICC certification.)*	ICC Certification #
Mailing Address	Phone #
Name of Designated UST Operator *(Print as shown on the ICC certification.)*	ICC Certification #
Mailing Address	Phone #
Name of Designated UST Operator *(Print as shown on the ICC certification.)*	ICC Certification #
Mailing Address	Phone #
Name of Designated UST Operator *(Print as shown on the ICC certification.)*	ICC Certification #
Mailing Address	Phone #
Name of Designated UST Operator *(Print as shown on the ICC certification.)*	ICC Certification #
Mailing Address	Phone #
Name of Designated UST Operator *(Print as shown on the ICC certification.)*	ICC Certification #
Mailing Address	Phone #

Attach additional page(s) containing all the information in section II if more alternates are used.

ID = Identification, ICC = International Code Council

UNDERGROUND STORAGE TANK
STATEMENT OF UNDERSTANDING AND COMPLIANCE FORM (Page 1 of 1)

Every underground storage tank (UST) facility must submit a one-time statement indicating that the owner or operator understands and is in compliance with all applicable UST requirements. A copy of this completed form must be submitted via either the California Environmental Reporting System (CERS) or an equivalent local Unified Program Agency electronic reporting portal within 30 days of: 1) an installation of a UST; or 2) a change in owner or operator of the UST, as applicable. [California Code of Regulations, Title 23, Division 3, Chapter 16, Section 2715(a).]

Type of Action ☐ New Installation ☐ Change of Ownership ☐ Change of Operator

I. FACILITY INFORMATION

Business Name *(Same as Facility Name or DBA-Doing Business As)*	CERS ID
City of Poway Public Works Department	10374337

Business Site Address	City	ZIP Code
14415 Lake Poway Rd.	Poway	92064

II. OWNER / OPERATOR INFORMATION

Relationship to Underground Storage Tank(s) ☐ Owner ☒ Operator

UST Owner / Operator Name	Phone #
Bryant Hill	(858) 668-4722

Mailing Address	City	State	ZIP Code
14415 Lake Poway Rd.	Poway	CA	92064

III. CERTIFICATION BY OWNER / OPERATOR OF UNDERSTANDING AND COMPLIANCE

I hereby certify that I understand the underground storage tank requirements of Health and Safety Code, Division 20, Chapter 6.7, California Code of Regulations; Title 23, Division 3, Chapter 16; and any applicable local underground storage tank ordinances and that the facility identified above is in compliance with all applicable underground storage tank requirements.

UST Owner / Operator Signature	Date
Bryant Hill	1/31/19

ID = Identification

From: Lee Lindsey
To: LUEG, USTNotifications
Subject: City of Poway TMC
Date: Monday, February 11, 2019 10:57:57 AM
Attachments: image002.png

Jenal proposes to conduct the annual Tank Monitor certification at the City of Poway Fleet Services, 14415 Lake Poway Road, Poway, CA 92064, on March 1st, beginning at 8am.

Please let us know what your availability is.

Thank you!

JENAL ENGINEERING CORP

Lee Lindsey

Compliance Manager
P.O. Box 459 Lemon Grove, CA 91946-0459
LLINDSEY@JENALINC.COM
(619) 697-2200 (Office)
(619) 697-2400 (Fax)

Contents are confidential and proprietary, and intended for the party(s) to whom they are addressed, only. Any proprietary information herein contained may not be shared without prior, express, written permission. Jenal Engineering Corporation reserves all rights.

COUNTY OF SAN DIEGO

UPFP INSPECTION CHECKLIST

FACILITY NAME: **CITY OF POWAY FLEET MAINTENANCE**
ADDRESS: **14415 LAKE POWAY RD**
CITY/ZIP: **POWAY** /**92064**

INSPECTION DATE: **03/01/2019**
RECORD ID #: **DEH2002-HUPFP-105397**
TIME START: **8:00 AM** END: **10:00 AM**
SPECIALIST: **Joseph Soquiat**
INSPECTION CONTACT: **Luis Carrillo**
TITLE: **Fleet Maintenance Supervisor**
PHONE: **(858) 668-4756**
E-MAIL: **lcarrillo@poway.org**

FACILITY REFERENCE DATA

ACCELA

RECORD STATUS: Permit Renewed
PERMIT EXPIRATION DATE: 02/29/2020
BALANCE DUE: $0.00
INSPECTOR: Joseph Soquiat
INSPECTION TYPE: Routine
INSPECTION STATUS: Pending Corrective Action

CERS

EPA ID NUMBER: CAL000036102
FACILITY CERS ID NUMBER: 10374337
CERS LEAD USER: Scott Storms
LAST CERS SUBMITTAL DATE: 02/22/2019
ENVIRONMENTAL CONTACT EMAIL: bhill@poway.org
ENVIRONMENTAL CONTACT PHONE: 858-668-4722

FACILITY INFORMATION

	YES	NO		YES	NO
INACTIVATION INSPECTION:	☐	☒	HAZARDOUS MATERIALS:	☒	☐
CHANGE OF OWNER:	☐	☒	HAZARDOUS WASTE:	☒	☐
CHANGE IN BUSINESS TYPE:	☐	☒	ABOVEGROUND PETROLEUM STORAGE ACT:*	☐	☒
BUSINESS TYPE: Public Utilities-Not Fleet Fuel Facility			TOTAL SHELL CAPACITY APSA:		0
ISSUE INITIAL INVOICE:	☐	☒	UNDERGROUND STORAGE TANK:	☒	☐
ASSESS NON-NOTIFICATION FEE:	☐	☒	CALARP PROGRAM (CERS):	☐	☒
ASSESS RE-INSPECTION FEE:	☐	☒	CALARP PROGRAM LEVEL: 1 2 3 N/A		
FACILITY SUBJECT TO BASE FEE:	☒	☐	MEDICAL WASTE:	☐	☒
FACILITY SUBJECT TO CUPA FEE:	☒	☐	MW FACILITY GENERATING OVER 200 LBS PER MONTH:	☐	☒
UPDATE FACILITY ADDRESS IN AA:	☐	☒	EPIC PARTICIPANT:	☐	☒
BUSINESS CLOSE DATE:			NUMBER OF TLV GASES AT THE FACILITY:		0

HW GENERATOR STATUS : LQG | SQG | CESQG | RCRA LQG | **N/A**

TIERED PERMIT LEVEL(S) : CESQT | CESW | CE-L | CE-CL | HHW | PBR | CA | **N/A**

PRIMARY BILLING CODE	SECONDARY BILLING CODE	TERTIARY BILLING CODE
Not Applicable	Not Applicable	Not Applicable

INSPECTION SCOPE:*

HAZARDOUS MATERIALS: GEN HAZMAT | APSA | UST
HAZARDOUS WASTE: SQG | LQG
MEDICAL WASTE: SQG | SQG - TREATS | LQG | LQG - ABBREVIATED | LQG - TREATS
CALARP: 1 | 2 | 3
TIERED PERMITTING: CESQT | CESW | CE-L | CE-CL | CA | PBR | HHW

CONSENT TO CONDUCT INSPECTION GRANTED BY: INSPECTION CONTACT ☒ NAME: Luis Carrillo TITLE: Fleet Maintenance Superviso

REMOVE BLANK CHECKLISTS FROM FINAL INSPECTION REPORT ☐ REFUSED TO SIGN ☐

TIME ACCOUNTING (Routine) **TOTAL TIME ENTERED: 2.5**

Date	Time	Group	Type
03/01/2019	0.7	HMD Inspection	Report Writing - Record
03/01/2019	0.5	HMD Inspection	Travel Time - Record
03/01/2019	1.3	HMD Inspection	UST - Record

COUNTY OF SAN DIEGO

UPFP INSPECTION CHECKLIST

FACILITY NAME: **CITY OF POWAY FLEET MAINTENANCE**
ADDRESS: **14415 LAKE POWAY RD**
CITY/ZIP: **POWAY** /**92064**

INSPECTION DATE: **03/01/2019**
RECORD ID #: **DEH2002-HUPFP-105397**
TIME START: **8:00 AM** END: **10:00 AM**
SPECIALIST: **Joseph Soquiat**
INSPECTION CONTACT: **Luis Carrillo**
TITLE: **Fleet Maintenance Supervisor**
PHONE: **(858) 668-4756**
E-MAIL: **lcarrillo@poway.org**

INSPECTION REPORT EMAILS:

Joseph.Soquiat@sdcounty.ca.gov

RECORD COMMENT:

Routine inspection conudcted 03/01/2019. Inspection scope: UST Only.

COUNTY OF SAN DIEGO

COMPLIANCE INSPECTION REPORT

FACILITY NAME: **CITY OF POWAY FLEET MAINTENANCE**
ADDRESS: **14415 LAKE POWAY RD**
CITY/ZIP: **POWAY** /**92064**

INSPECTION DATE: **03/01/2019** PAGE **1** OF **6**
RECORD ID #: **DEH2002-HUPFP-105397**
TIME START: **8:00 AM** END: **10:00 AM**
SPECIALIST: **Joseph Soquiat**
INSPECTION CONTACT: **Luis Carrillo**
TITLE: **Fleet Maintenance Supervisor**
PHONE: **(858) 668-4756**
E-MAIL: **lcarrillo@poway.org**

On the above date, the County inspected your facility under the authority of the California Health and Safety Code (H&SC), to determine compliance with applicable provisions of the H&SC, the California Code of Regulations (CCR), and the San Diego County Code of Regulatory Ordinances (SDCC). **This report serves as a Notice to Comply (H&SC 25187.8 & 25404.1.2) for any minor violations as defined in H&SC 25404 and 25117.6.** This report may contain both minor and more significant (Class II) violations. Minor violations do not include repeat violations or violations remaining uncorrected for more than 30 days (or as specified below). Minor violations do not include knowing, willful, intentional, or chronic violations; nor do they include violations showing a pattern of neglect or disregard. The remarks below are intended to provide guidance to correct any violations indicated on the attached violation report. You must submit a written response to this report within 30 days (or as specified below) demonstrating that all violations have been corrected or include a written notice of disagreement that clearly states the reason for any disputed violations. Prompt correction can protect you from penalties for a "minor violation". Penalties can be imposed for each day in violation for all other violations even if they are corrected promptly. However, correction within 30 days (or as specified below) will make a penalty less likely.

NOTE: Reinspection fees will be charged if additional inspections are required to determine compliance.

Yes	N/A		Yes	N/A	
☒	☐	Unified Program Facility Permit Current	☐	☒	Contingency Plan Available ☐ LQG ☐ SQG
☐	☒	Hazardous Materials Business Plan Available	☒	☐	Employee Training Records Available
☒	☐	Employee Training is Adequate	☐	☒	Universal Waste Managed Properly
☐	☒	Waste Disposal Records Available for Review	☐	☒	Waste Containers ☐ Closed ☐ Labeled
☐	☒	Emergency Contacts Current ☐ Updated today	☐	☒	Waste Containers in Good Condition
☒	☐	Chemical Inventory/Map Current ☐ Updated today			Permit Expires On 02/29/2020

CONSENT TO CONDUCT INSPECTION GRANTED BY: Luis Carrillo TITLE: Fleet Maintenance Supervisor

INTRODUCTION:
The Hazardous Materials Division (HMD) of the Department of Environmental Health is the Certified Unified Program Agency (CUPA) for the County of San Diego. As the local CUPA, HMD regulates businesses that manage hazardous materials/hazardous waste, aboveground petroleum storage tanks, and underground storage tanks.

Today I witnessed an annual monitoring certification (AMC) for two UST(s) operated by City of Poway Fleet Maintenance, and conducted a routine UST inspection to verify compliance with UST requirements. The scope of this inspection includes only UST elements.

Consent to conduct this inspection was granted by Luis Carrillo, Fleet Maintenance Supervisor. The following were present for today's inspection:

- Luis Carrillo
- Keegan Slatten, UST Technician with Jenal Engineering Corp.

This site is a fleet maintenance facility for City of Poway vehicles.

UST Annual Monitoring Certification/Spill Bucket Test

This facility operates two double walled USTs that store vehicle motor fuel, utilizes a pressurized pump system and is monitored by a Veeder Root TLS350 Monitoring Panel (BOE#: 44022090 - Valid). An annual monitoring certification and spill bucket test was conducted today by Keegan Slatten (ICC# 8821299, Exp: 04/29/2020 - VR# B33106, Exp: 02/20/2020 - VMI# 2865, Exp: 02/07/2021).

The following monitoring components/systems were tested and passed annual certification:

- 6 x 208 Liquid Sensors (fill sumps, turbine sumps, UDCs)
- 2 x 420 Annular Liquid Sensors
- Overfill A/V Alarms
- Fail Safe/Sensors Out
- Mechanical Line Leak Detectors

The following UST documentation were available for review:

- 12 months of DUSTO Monthly Reports
- Three years of AMCs
- The most recent SB989 SCT (06/14/2017)
- 3 Years of DUSTO UST Training (Most Recent on 09/28/2018)
- UST Operating Permit (Expires on 05/23/2023)
- Current Certificate of Financial Responsibility
- UST CERS submittals reviewed prior to the inspection and is current

---

VIOLATION # 1

2060020 (TCR 9a) Failure to meet one or more of the following requirements: Install or maintain a liquid-tight spill container. Have a minimum capacity of 5 gallons. Have a functional drain valve or other method for the removal of liquid from the spill container. Be resistant to galvanic corrosion. Perform a tightness test at installation, every 12 months thereafter, or within 30 days after a repair to the spill container, tested using applicable manufacturer guidelines, industry codes, engineering standards, or a method approved by a professional engineer. Tested by a certified UST service technician. Maintain records of spill containment testing for 36 months. 23 CCR 2635(b), 2637.1(a-c), 2665(a-b), 2712(b)(1)(F); HSC 25284.2

Underground Storage Tanks: 19448,19449

Classification: Class II

Observations:

Spill containers are required to be liquid-tight and must have a minimum capacity of 5 gallons.

The spill container for this facility's,

- diesel tank (ID#: 19449) did not have the capacity to store a minimum of 5 gallons at this time.
- regular unleaded tank (ID#: 19448) was not liquid tight and did not have the capacity to store a minimum of 5 gallons at this time.

Corrective Action Due By:03/31/2019

Coordinate with your vendor to install spill containers that are liquid-tight and that have a minimum capacity to store 5 gallons.

Per Luis Carrillo, he plans to upgrade to larger spill containers instead of modifying the currently installed containers.

Within 30 days provide proof/documentation of completed corrective action.

INSPECTION REMARKS:

The 420 liquid annual sensor for the unleaded gasoline tank (ID#: 19448) went into alarm and activated pump shut down but did not return to a pre-alarm state. Keegan Slatten removed the sensor so that the AMC could be continued. During the inspection Keegan Slatten replaced the 420 sensor with a functional unit.

DIRECT QUESTIONS AND/OR CORRESPONDENCE TO:

Joseph Soquiat
Environmental Health Specialist II
San Diego County | Department of Environmental Health |Hazardous Materials Division
P.O. Box 129261 | 5500 Overland Ave.
San Diego, CA 92112-9261
E-mail: Joseph.Soquiat@sdcounty.ca.gov
Cell #: (619)-804-2321
Hours: T-F; 07:00AM – 05:30PM

Helpful Websites:

• For guidance documents on hazardous materials-related topics,
go to: http://www.sandiegocounty.gov/content/sdc/deh/hazmat/hmd_publications.html
• For information on the California Environmental Reporting System (CERS),
go to: http://www.sandiegocounty.gov/content/sdc/deh/hazmat/hmd_cers.html
• If you have questions on: permit fees, business plan requirements, or hazardous waste regulations,
go to: http://www.sandiegocounty.gov/content/sdc/deh/hazmat.html
• To find out the latest San Diego County News and receive updates, subscribe to our govdelivery emails:
https://public.govdelivery.com/accounts/CASAND/subscriber/new

If you have any questions regarding this inspection, please contact Joseph Soquiat , 619-804-2321, Joseph.Soquiat@sdcounty.ca.gov

INSPECTION PHOTOS
None

All regulated businesses are required by law to submit their Unified Program-related information and business updates online through the California Environmental Reporting System (CERS). For additional information about CERS, go to: http://www.sandiegocounty.gov/deh/hazmat/hmd_cers.html

PRINTED NAME OF FACILITY REPRESENTATIVE **Luis Carrillo**	SIGNATURE		DATE SIGNED **03/01/2019**
TITLE OF FACILITY REPRESENTATIVE **Fleet Maintenance Supervisor**			

COUNTY OF SAN DIEGO

COMPLIANCE INSPECTION REPORT
Underground Storage Tank (UST) Program

FACILITY NAME: * **CITY OF POWAY FLEET MAINTENANCE**

ADDRESS: * **14415 LAKE POWAY RD** CITY/ZIP: * **POWAY** **92064**

VIOLATION REPORT: Each violation checked below is for the section(s) of the California Health and Safety Code (HSC), California Code of Regulations (CCR), or the San Diego County Code (SDCC) indicated in italics. All violations must be corrected. Submit documentation of return to compliance to your Specialist. You may use the Corrective Action Form (HM-926) to document your return to compliance. Please call (858) 505-6880 or your Specialist if you have any questions.

#	VIOLATION DESCRIPTION
☐ HMD3101	Unified Program Facility Permit not obtained &/or maintained for UST. HSC 25284(a); SDCC 68.905; 68.906, 68.907, 68.1003(a), 68.1005
☐ HMD3103	UST repair/modify/closure permit not obtained from HMD. SDCC 68.1004, 68.1005, 68.1009.5
☐ 2030064	Failure to notify the CUPA 48 hours prior to testing or inspection of overfill prevention equipment. 23 CCR 2637(g), 2637.1(f), 2637.2(f),2638(e), 2643(g), 2644.1(a)(4)
☐ 2030021	Failure to obtain a valid operation permit from the CUPA including but not limited to unpaid permit fees. HSC 25284(a)(1); 23 CCR 2711(d); SDCC 68.1003
☐ 2030078	Failure to retain a copy of the permit to operate at the facility. 23 CCR 2712(i)
☐ 2030039	Failure to comply with any of the applicable requirements of the permit issued for the operation of the UST system. 23 CCR 2712(a)(b)(f)(i)(j)(k)
☐ 2060001	Failure to submit as-built plans for the location and orientation of the tanks and appurtenant piping systems for new installations and/or with the permit application. 23 CCR 2635(e)(8)
☐ 2010010	Failure to submit a complete and accurate application for a permit to operate a UST, or for renewal of the permit. 23 CCR 2711; HSC 6.7 25284 (c), 25286(c)
☐ 2010007	(TCR 11) Failure to submit and maintain complete and current Certification of Financial Responsibility or other mechanism of financial assurance. HSC 25292.2(a), 25299.30-34; 23 CCR 2711(a)(11), 2808.1, 2809-2809.2
☐ 2030037	Failure to implement or maintain a written agreement between the UST owner and operator. 23 CCR 2620(b); HSC 6.7 25284(a)(3)(A-B)
☐ 2010012	Failure to maintain UST records in sufficient detail to enable the CUPA to determine whether the UST systems are in compliance. HSC 25293
☐ 2010013	Failure to have an approved UST Monitoring Plan. 23 CCR 2632(d)(1), 2634(d), 2641(h)
☐ 2010014	Failure to have an approved UST Response Plan. 23 CCR 2632(d)(2), 2634(e), 2641(h)
☐ 2010015	Failure to maintain a list of employees trained by the designated operator on-site or off-site at a readily available location, if approved by the CUPA. for training that occurs on or after October 1, 2018, failure to maintain a copy of the "Facility Employee Training Certificate" on-site or off-site at a readily available location, if approved by the CUPA. 23 CCR 2715(C)(3-4)
☐ 2010016	(TCR 10) Failure to submit the "Underground Storage Tank Statement of Understanding and Compliance Form." 23 CCR 2715(a)(1)(A), 2715(a)(2)
☐ 2010017	Failure to submit a copy of the spill containment test results on the "Spill Container Testing Report Form" to the CUPA within 30 days after the test. 23 CCR 2637.1(d), 2637.1(e)
☐ 2010018	Failure to submit a copy of the overfill prevention equipment inspection results on the "Overfill Prevention Equipment Inspection Report Form" to the CUPA within 30 days after the inspection. 23 CCR 2637.2(d-e), 2665(a-b)
☐ 2030033	Failure to have a current UST Monitoring Plan available on site. 23 CCR 2712(i)
☐ 2030046	Failure to submit a current UST Response Plan available on site. 23 CCR 2712(i), 2632(d)(2), 2634(e), 2641(h)
☐ 2030041	Failure to submit or maintain a current facility plot plan. 23 CCR 2632(d)(1)(C), 2641(h), 2711(a)(8)
☐ 2030002	(TCR 9d) Failure to have a properly qualified service technician test leak detection equipment as required every 12 months (vapor, pressure, hydrostatic (VPH) system, sensors, line-leak detectors (LLD), automatic tank gauge (ATG), etc.). 23 CCR 2638(a)(b), 2651(j), 2715(f).
☐ 2030074	Failure to submit the "Monitoring System Certification Form" to the CUPA within 30 days of completion of the test. 23 CCR 2638(c-d)
☐ 2030003	Failure of the leak detection equipment to have an audible and visual alarm as required. 22 CCR 2632(c)(2)(B), 2634(d)(1)(a), 2636(f)(1)
☐ 2060002	(TCR 9d) Failure to outfit the single-walled UST system with a monitoring system capable of detecting a leak. HSC 25292(a); 23 CCR 2641(e)
☐ 2010003	(TCR 10) Failure to submit the "Designated Underground Storage Tank Operator Identification Form" within 30 days of installing a UST system or within 30 days of a change in DO. 23 CCR 2715(a)(1)(B), 2715(a)(3)
☐ 2010009	Failure to submit a copy of the secondary containment test results on the "Secondary Containment Testing Report Form" to the CUPA within 30 days after the test. 23 CCR 2637(e-f)
☐ 2030048	(TCR 9d) Failure to conduct secondary containment testing, or one or more of the following requirements: Perform the test of the secondary containment system upon installation, within six months of installation, and every 36 months thereafter. Perform the test of a secondary containment component within 30 days of a repair or discontinuing vacuum, pressure or hydrostatic monitoring. Use a procedure that demonstrates the system works as well as at installation. Use applicable manufacturer guidelines, industry codes, engineering standard, or professional engineer approval. Performed by a certified service technician. Maintain records of secondary containment testing for 36 months. 23 CCR 2637(a)(c)(d), 2637(b-d), 2712(b)(1)(F)
☐ 2030034	Failure to properly affix tag/sticker on monitoring equipment being certified, repaired, or replaced. 23 CCR 2638(f)
☐ 2030044	Owner/operator deposited or allowed deposit of petroleum into a UST that has a red tag affixed to the fill pipe. 23 CCR 2717.1(f)
☐ 2030047	Failure to maintain secondary containment (e.g. failure of secondary containment testing). HSC 25290.1(c)(2), 25290.2(c)(2), 25291(a), 25291(e)
☐ 2030077	(TCR 9d) Failure to notify the CUPA within 24 hours upon discovery of a reportable unauthorized release or failure to prepare a report within five working days. HSC 6.7 25295(a)(1); 23 CCR 2650(e), 2652(b)
☐ 2030061	Failure to record any unauthorized release from the primary containment. HSC 6.7 25294
☐ 2010005	Failure to submit enhanced leak detection testing results to the board and the CUPA within 60 days of completion of the test. 23 CCR 2644.1(a)(5)
☐ 2030068	Failure to conduct the required initial or periodic enhanced leak detection (ELD) test for UST systems located within 1,000 feet of a public drinking water well. HSC 25292.4(a), 25292.5(a); 23 CCR 2640(e), 2644.1(a)
☐ 2060008	Failure to perform enhanced leak detection testing before the tank is placed in use. HSC 25290.1(j)
☐ 2010008	Failure to maintain records of repairs and upgrades on site, or off site if approved by the CUPA, for the life of the UST. 23 CCR 2712(b)
☐ 2030062	(TCR 9d) Leak detection equipment disabled or tampered with in a manner that would prevent the monitoring system from detecting and/or alerting the owner/operator of a leak. HSC 25299(a)(9); 23 CCR 2630(d)
☐ 2010006	Owner/operator made false statements, representation, or certification on an application, record, or other document. HSC 25299(a)(8), 25299(b)(7)(f)
☐ 2030043	(TCR 9d) Failure of the leak detection equipment to be installed, calibrated, operated, and/or maintained properly. 23 CCR 2638(a), 2641(j)
☐ 2010004	(TCR 12) Failure to maintain on-site, or off-site at a readily available location if approved by the CUPA, copies of Designated Operator inspection records as follows: Designated operator monthly inspection records for inspections performed before October 1, 2018 must be kept for 12 months from the month of inspection. For inspections performed on or after October 1, 2018, copies of the "Designated Underground Storage Tank Operator Visual Inspection Report" must be kept for 36 months from the month of inspection. 23 CCR 2716(f)

☐	2030012	Failure to have at least one facility employee present during operating hours that has been trained in the proper operation and maintenance of the UST system by a designated operator (DO). 23 CCR 2715(c)(2)
☐	2030013	(TCR 12) Failure to comply with one or more of the following designated operator (DO) monthly inspection requirements: For designated operator (DO) monthly inspections conducted before October 1, 2018, failure to comply with one or more of the following requirements: Be performed by an ICC certified DO. Inspect monthly alarm history report, check that alarms are documented and responded to appropriately, and attach a copy. Inspect for the presence of liquid/debris in spill containers. Inspect for the presence of liquid/debris in under dispenser containment (UDC) and ensure that the monitoring equipment is positioned correctly. Inspect for liquid or debris in containment sumps where an alarm occurred with no service visit. Check that all testing and maintenance has been completed and documented. Verify that all facility employees have been trained in accordance with 23 CCR, 2715(c). For designated operator (DO) 30 day inspections conducted on and after October 1, 2018, failure to conduct the designated UST operator visual inspection at least once every 30 days. 23CCR 2716 (a-e)
☐	2030015	Failure to demonstrate to the CUPA that the equipment and methods used to monitor the UST system are certified by an independent third-party as complying with the standards set forth in 23 CCR 2643(f). 23 CCR 16 2630(d), 2643(f), 2644.1(a)(2)
☐	2030035	Failure to operate the UST system to prevent unauthorized releases including leaks, spills, and/or overfills. HSC 25292.1(a)
☐	2030073	Failure to implement the corrections specified in the inspection report within 30 days of receiving an inspection report from either the CUPA or special inspector. 23 CCR 16 2712(f)
☐	2030066	Failure to take appropriate action to repair and retest any leaking UST component which is discovered from an enhanced leak detection (ELD) test for UST systems located within 1,000 feet of a public drinking water well. HSC 25292.4(d), 25292.5(c)

UST TANK (DW/SW) - REQUIREMENT

#		VIOLATION DESCRIPTION
☐	2030001	(TCR 9d) Failure to maintain monitoring and maintenance records for release detection and/or maintain records of appropriate follow-up actions. 23 CCR 2712(b)(1-2)
☐	2030059	Failure to meet the conditions required to exempt an emergency generator tank system in a below-grade structure from UST regulations. HSC 25281.6(a)
☐	2060005	Failure of the UST system to be designed and constructed with a monitoring system capable of detecting the entry of the hazardous substance into the secondary containment. HSC 25291(b)
☐	2060007	Failure of primary or integral secondary containment to be approved for use by an independent testing organization or failure of non integral secondary containment to be designed and constructed to an engineering specification approved by a registered professional engineer or in accordance with a nationally recognized industry code or engineering standard. 23 CCR 2631(b), 2631(d), 2666(b)(2), 2666(e)(2)
☐	2030007	Failure to submit and/or maintain documentation regarding positive statement of compatibility for UST system components. 23 CCR 2631(j), 2631.1(b)
☐	2030036	(TCR 9b) Failure to comply with one or more of the following overfill prevention equipment requirements: 1. Alert the transfer operator when the tank is 90% full by restricting the flow into the tank or triggering an audible and visual alarm; or 2. Restrict delivery of flow to the tank at least 30m before the tank overfills, provided the restriction occurs when the tank is filled to no more than 95% of capacity and activate an audible alarm at least 5m before the tank overfills; or 3. Provide positive shut-off of flow to the tank when the tank is filled to no more than 95% of capacity; or 4. Provide positive shut-off of flow to the tank so that none of the fittings located on the top of the tank are exposed to product due to overfilling. 5. Install/ retrofit overfill prevention equipment that does not use flow restrictors on vent piping to meet overfill prevention equipment requirements when the overfill prevention equipment is installed, repaired, or replaced on and after October 1, 2018. 6. For USTs installed before October 1, 2018, perform an inspection by October 13, 2018 and every 36 months thereafter. 7. For USTs installed on and after October 1, 2018, perform an inspection at installation and every 36 months thereafter. 8. Inspected within 30 days after a repair to the overfill prevention equipment. 9. Inspected using an applicable manufacturer guidelines, industry codes, engineering standards, or a method approved by a professional engineer. 10. Inspected by a certified UST service technician. 11. Maintain records of overfill prevention equipment inspection for 36 months. 23 CCR 2635(c)(1), 2635(d), 2637.2(a-c), 2665, 2712(b)(1)(G)
1 ☒	2060020	(TCR 9a) Failure to meet one or more of the following requirements: Install or maintain a liquid-tight spill container. Have a minimum capacity of 5 gallons. Have a functional drain valve or other method for the removal of liquid from the spill container. Be resistant to galvanic corrosion. Perform a tightness test at installation, every 12 months thereafter, or within 30 days after a repair to the spill container, tested using applicable manufacturer guidelines, industry codes, engineering standards, or a method approved by a professional engineer. Tested by a certified UST service technician. Maintain records of spill containment testing for 36 months. 23 CCR 2635(b), 2637.1(a-c), 2665(a-b), 2712(b)(1)(F); HSC 25284.2
☐	2030008	Failure to keep water out of the secondary containment of UST systems installed on or after July 1, 2003. HSC 25290.1(c)(3), 25290.2(c)(3)
☐	2060015	(TCR 9d) Failure of leak detection equipment to be located such that equipment is capable of detecting a leak at the earliest possible opportunity. 23 CCR 2630(d), 2641(a)
☐	2030016	(TCR 9d) Failure to continuously monitor the interstitial space of a double-walled tank with an audible and visual alarm system. 23 CCR 2631(g), 2632(c)(2)(A-B)
☐	2030017	(TCR 9d) Failure to meet one or more of the following monitoring requirements in lieu of the requirement to be tightness tested every 12 months: The monitoring system maintains all product piping outside the dispenser to be fail-safe and shut down the pump when a leak is detected. The monitoring system shuts down the pump or stops flow when a leak is detected in the under dispenser containment (UDC). 23 CCR 2636(f)
☐	2030022	(TCR 9d) Failure to conduct groundwater and/or vadose zone monitoring or maintain site assessment as required. 23 CCR 2647(a), 2648(a), 2712(b)(4)
☐	2030029	(TCR 9c) Failure to complete one or more of the requirements of tank lining, including but not limited to: submit proper written tank lining certification to the CUPA within 30 days of completion of the inspection, perform tank integrity test and/or vacuum test following lining, employ proper coatings expert and/or special inspector. Failure to inspect a steel tank which has been lined or repaired using the interior lining method within 10 years of lining and every 5 years after. Maintain records for the life of the tank. 23 CCR 2663, 2712(b)(6).
☐	2060024	UST system is not made of or lined with materials that are compatible with the substance stored in the underground storage tank system. 23 CCR 2631.1, 2660(m); HSC 25290.1(c)(1), 25290.2(c)(1), 25291(a)(1)
☐	2030040	(TCR 9d) Failure to maintain secondarily contained piping to allow liquid in the event of a leak to drain into sump (i.e. failure to remove test boot, pipe swelling). 23 CCR 2630(d), 2641(a)
☐	2060022	Failure of UST system installed on or after July 1, 2003 and before July 1, 2004 to comply with one or more of the following: be designed and constructed with a monitoring system capable of detecting the entry of the hazardous substance stored in the primary containment into the secondary containment and/or capable of detecting water intrusion into the secondary containment. HSC 25290.2(d); 23 CCR 2630(d)
☐	2030065	(RD) Failure to maintain the interstitial space such that a breach in the primary or secondary containment is detected before the liquid or vapor phase of the hazardous substance stored in the UST tank is released into the environment, i.e., vapor, pressure, hydrostatic (VPH) monitoring. HSC 25290.1(e); 23 CCR 2630(d)
☐	2060023	Failure of a UST system installed on or after July 1, 2004 to be designed and constructed with a monitoring system capable of detecting the entry of the liquid or vapor-phase of the hazardous substance stored in the primary containment into the secondary containment and capable of detecting water intrusion into the secondary containment. HSC 25290.1(d); 23 CCR 2630(d)
☐	2060029	Failure to upgrade single-walled pipe to double-walled continuous interstitially monitored pipe when replacement or repair is required. 23 CCR 2666(b)(2)

UST TANK (SW) REQUIREMENTS

#		VIOLATION DESCRIPTION
☐	2030005	(TCR 9d) Option 1: Failure of the continuous in-tank leak detection (CITLD) system to perform a 0.2 gallon-per-hour leak test that determines the leak status of the tank at least once every 30 days. 23CCR 2643(b)(3)

☐	2030006	(TCR 9d) Option 1: Failure of the automatic tank gauging (ATG) system to perform valid 0.2 gallon-per-hour leak tests or generate hard-copy test reports at least once every 30 days. 23 CCR 2643(b)(1)
☐	2030056	Option 2: Failure to submit the statistical inventory reconciliation (SIR) Report every 12 months to the CUPA. 23 CCR 2646.1(j)
☐	2030057	Option 2: When statistical inventory reconciliation results indicate failure or inconclusive, owner/operator failed to complete one or more of the following: notify CUPA of a possible release within 24 hours; submit copy of the report to the CUPA within 10 days; inspect records for errors and physically inspect the UST system within 24 hours; have meters recalibrated within 48 hours of receipt of report. 23 CCR 2646.1(d)
☐	2030058	(TCR 9d) Option 2: Failure to meet one or more of the requirements of SIR, including but not limited to: measurements taken daily, calculated every 30 days, capable of detecting a 0.2 gallon per hour release, report a quantitative leak rate using a threshold value that does not exceed one-half the minimum detectible leak rate, conduct a tank integrity test every 24 months, conduct piping and or tank test within 15 days of receipt of two successive SIR reports which are inconclusive or which indicate a possible release and/or calibrate dispenser meters annually. 23 CCR 2643(b)(2), 2646.1(a-h) (j-k)

UST PRESSURIZED PIPING (DW) REQUIREMENTS

#		VIOLATION DESCRIPTION
☐	2030018	(TCR 9d) Failure of the double-walled pressurized piping to be continuously monitored with a system that activates an audible and visual alarm or stops flow at dispenser when a leak is detected. 23 CCR 2636(f)(1)
☐	2030025	(TCR 9d) Failure of the line leak detector (LLD) monitoring pressurized piping to meet one or more of the following requirements: Monitored at least hourly. with the capability of detecting a release of 3.0 gallons per hour leak at 10 pounds per square inch and restrict or shut off the flow of product through the piping when a leak is detected. 23 CCR 2636(f)(2)
☐	2030075	(TCR 9d) Failure of the functional line leak detector (LLD) to monitor at least hourly with the capability of detecting a release of 3.0 gallons per hour leak at 10 pounds per square inch and restrict or shut off the flow of product through the piping or triggers a visual and audible alarm. 23 CCR 2636(f), 2666(c) and (f)
☐	2030076	Failure to meet the conditions required to exempt a tank system located in a below-grade structure from UST regulations. HSC 6.7 25283.5(a)
☐	2060012	(TCR 9d) Failure to install a line leak detector (LLD). 23 CCR 2636(f)(2), 2636(f)(5)(B), 2643(c)(1), 2666(f); HSC 25290.1(h), 25290.2(g), 25291(f), 25292(e)
☐	2030042	(TCR 9d) Option 1: Failure to perform one of the following line integrity test: A 12 month test for pressurized double-walled piping that does not utilize fail safe or positive shut down. Within 30 days of the date of the completion of a repair to the primary piping.23 CCR 2636(f)(4)(3); 2643(c)(3); HSC 25290.2(g), 25291(f), 25292(e)
☐	2030020	Option 3: Failure to meet one or more exemption requirements for emergency generator tank system unburied fuel piping: Conduct daily visual inspections each time the tank is operated but no less than monthly and maintains a log of inspection results for review by the CUPA HSC 6.7 25281.5(b)(3)

UST PRESSURIZED PIPING (SW) REQUIREMENTS

#		VIOLATION DESCRIPTION
☐	2030027	(TCR 9d) Failure of the line leak detector (LLD) monitoring single-walled pressurized piping to meet the following requirements: Monitored at least hourly with the capability of detecting a release of 3.0 gallons per hour leak at 10 pounds per square inch and shut down the pump when a leak is detected or when the LLD fails or is disconnected. 23 CCR 2666(c), 2643(c)(1)
☐	2030052	(TCR 9d) Option 3: Failure to perform one or more of the following on a single-walled pressurized piping system:. A 0.1 gallons per hour test at least once every 12 months unless a 0.2 gallons per hour test is performed every 30 days. A 0.1 gallons per hour test within 30 days of the date of the completion of a repair to the piping. 23 CCR 2643(c)(2-3), 2661(f); HSC 25292(e)(2)
☐	2030053	(TCR 9d) Option 3: Piping fails to meet one or more of the following requirements: below grade piping sloped to drain back into storage tank if the suction is released, only one check valve on the piping located directly below the suction pump, and inspection method which readily demonstrates compliance. 23 CCR 2636(a)(3) 2641(b)

UST PIPING (SW) REQUIREMENTS - CONVENTIONAL SUCTION

#		VIOLATION DESCRIPTION
☐	2030050	(TCR 9d) Failure to conduct 0.1 gallon per hour piping integrity test at any of the following times: Every 36 months. Within 30 days of the date of the completion of a repair to the piping. 23 CCR 2643(d), 2661(f)
☐	2030049	(TCR 9d) Failure to conduct monitoring and maintain written records. 23 CCR 2643(d)

UST PIPING (SW) REQUIREMENTS - GRAVITY

#		VIOLATION DESCRIPTION
☐	2030051	(TCR 9d) Failure to conduct 0.1 gallon per hour line piping integrity test at any one of the following times: Every 24 months. Within 30 days of the date of completion of a repair of the piping. 23 CCR 2643(e) , 2661(f)

UST SYSTEM - CATHODIC PROTECTION REQUIREMENTS

#		VIOLATION DESCRIPTION
☐	2030009	(TCR 9c) Failure to comply with one or more of the following requirements for the cathodic protection system: Install corrosion protection for USTs and/ or the field-installed cathodic protection system to meet the consensus standards. For impressed current: Have corrosion protection equipment turned on and functioning properly and inspect the impressed-current system every 60 days. Test the impressed-current system within six months of installation or repair and at least every 36 months thereafter. For sacrificial anodes: Check sacrificial anodes within six months of installation or repair and at least once every 36 months thereafter in accordance with the manufacturer?s instructions. For all corrosion protection systems: Maintain records for 78 months on-site or off-site at a readily available location if approved by the CUPA. 23 CCR 2635(a)(2), 2636(b), 2662(c)(1)(B), 2712(b)(3)

UST SYSTEM - CLOSURE

#		VIOLATION DESCRIPTION
☐	2030063	Failure to comply with temporary closure requirements. HSC 25298; 23 CCR 2670(b)(d-j), 2671(a-e)
☐	2030038	Failure to comply with all permanent closure requirements. HSC 25298; 23 CCR 2670(c-j) , 2672(a-e)

COUNTY OF SAN DIEGO

CORRECTIVE ACTION FORM TO DOCUMENT RETURN TO COMPLIANCE

FACILITY NAME: **CITY OF POWAY FLEET MAINTENANCE**
ADDRESS: **14415 LAKE POWAY RD**
CITY/ZIP: **POWAY** /**92064**

INSPECTION DATE: **03/01/2019**
RECORD ID #: **DEH2002-HUPFP-105397**
SPECIALIST: **Joseph Soquiat**
INSPECTION CONTACT: **Luis Carrillo**
TITLE: **Fleet Maintenance Supervisor**
PHONE: **(858) 668-4756**
E-MAIL: **lcarrillo@poway.org**

VIOL#	DATE CORRECTED	INDICATE HOW VIOLATIONS WERE CORRECTED (Attach Any Supporting Documentation)	DUE DATE
#1 2060020			03/31/2019

I certify under penalty of law that this facility has corrected all violations marked on the Compliance Inspection Report/Notice of Violation. I have personally examined and am familiar with the information submitted and believe the information is true, accurate and complete. I am authorized to file this certification for the facility, and am aware that there are significant penalties for submitting false information.

PRINTED NAME OF FACILITY REPRESENTATIVE	SIGNATURE		DATE SIGNED
TITLE OF FACILITY REPRESENTATIVE			

SEND COMPLETED FORM AND SUPPORTING DOCUMENTATION TO THE ADDRESS LISTED BELOW

COUNTY OF SAN DIEGO USE ONLY

REVIEWED BY: _____ DATE: _____

SPECIALIST'S COMMENTS:

☐ All violations noted on date listed above were corrected

☐ Based On Information Provided By The Facility ☐ RTC entered by Specialist on: _____

☐ Based On Field Verification By Specialist ☐ RTC entered by Office Assistant on: _____

Department of Environmental Health, Hazardous Materials Division, P.O. Box 129261, San Diego, CA 92112-9261
http://www.sdcdeh.org 858-505-6880

COUNTY OF SAN DIEGO

CORRECTIVE ACTION FORM TO DOCUMENT RETURN TO COMPLIANCE

FACILITY NAME: CITY OF POWAY FLEET MAINTENANCE
ADDRESS: 14415 LAKE POWAY RD
CITY/ZIP: POWAY /92064

INSPECTION DATE: 03/01/2019
RECORD ID #: DEH2002-HUPFP-105397
SPECIALIST: Joseph Soquist
INSPECTION CONTACT: Luis Carrillo
TITLE: Fleet Maintenance Supervisor
PHONE: (858) 668-4756
E-MAIL: lcarrillo@poway.org

VIOL#	DATE CORRECTED	INDICATE HOW VIOLATIONS WERE CORRECTED (Attach Any Supporting Documentation)	DUE DATE
#1 2060020	3/25/2019	Spill buckets were removed and new 5 gallon buckes installed and tested. New overfil drop tubes were installed and tested	03/31/2019

I certify under penalty of law that this facility has corrected all violations marked on the Compliance Inspection Report/Notice of Violation. I have personally examined and am familiar with the information submitted and believe the information is true, accurate and complete. I am authorized to file this certification for the facility, and am aware that there are significant penalties for submitting false information.

PRINTED NAME OF FACILITY REPRESENTATIVE
Lee Lindsey

TITLE OF FACILITY REPRESENTATIVE
Compliance Manager, Jenal Engineering Corp

SIGNATURE

DATE SIGNED
3/26/2019

SEND COMPLETED FORM AND SUPPORTING DOCUMENTATION TO THE ADDRESS LISTED BELOW

COUNTY OF SAN DIEGO USE ONLY

REVIEWED BY: DATE: 4/3/19

SPECIALIST'S COMMENTS:

Approved. Sent to file.

☑ All violations noted on date listed above were corrected
☑ Based On Information Provided By The Facility
☐ Based On Field Verification By Specialist

☑ RTC entered by Specialist on: 4/3/19
☐ RTC entered by Office Assistant on: _____

JENAL
ENGINEERING CORP.
GENERAL ENGINEERING CONTRACTOR
CA 602806 A • HAZMAT 4257 • AZ ROC278737 A

March 26, 2019

To: County of San Diego
Department of Environmental Health
P.O. Box 129261
San Diego, CA 92112

Site: City of Poway Fleet Maintenance Services **Record id: DEH2002-HUPFP-105397**
14415 Lake Poway Road
Poway, CA 92064

Re: Overfill and Spill bucket compliance, NOV response

Jenal Engineering has been retained by the City of Poway to address deficiencies at their Fleet Maintenance Facility noted in the DEH inspection report dated 3/1/2019. The existing spill buckets failed to contain 5 gallons of liquid.

Two Phil-Tite (Franklin Fueling) 85100-1 5 gallon spill/fill buckets were installed and tested. They were found to be liquid tight, and contain a full 5 gallons of liquid each. Spill buckets are now compliant.

Jenal crews also installed two new overfill drop tubes (OPW 71SO-410C) and tested them. Overfill now meets the new EPA/SWRCB guidelines for overfill prevention.

If you have any questions regarding this proposed work, please contact me at (619) 697-2200.

Thank you,

Alan P. Westermeyer
Vice President - Jenal Engineering Corp.

APW.ll - 032619
File: S38429, DEH compliance memo

P.O. BOX 459 • LEMON GROVE, CA 91946 BUS. (619) 697-2200 FAX (619) 697-2400

UNDERGROUND STORAGE TANK
SPILL CONTAINER TESTING REPORT FORM (Page 1 of 1)

Type of Action: ☐ Installation Test ☐ Repair Test ☒ 12 Month Test

I. FACILITY INFORMATION

CERS ID	Date of Spill Container Test
	3/25/2019

Business Name (Same as Facility Name or DBA-Doing Business As)
City of Poway

Business Site Address	City	ZIP Code
14415 Lake Poway Rd.	Poway	92064

II. UNDERGROUND STORAGE TANK SERVICE TECHNICIAN INFORMATION

Name of UST Service Technician Performing the Test (Print as shown on the ICC Certification.)	Phone #
Keegan Slatten	(619) 697-2200

Contractor / Tank Tester License #	ICC Certification #	ICC Certification Expiration Date
602806	8821299	5/16/2020

Spill Container Testing Training and Certifications (List applicable certifications.)
Franklin Fueling - Phil-Tite, 1010403709, Exp. 3/17/2019

III. SPILL CONTAINER TESTING INFORMATION

Test Method Used:
- ☒ Manufacturer Guidelines (Specify): Phil-Tite
- ☐ Industry Code or Engineering Standard (Specify):
- ☐ Engineered Method (Specify):

Attach the testing procedures and all documentation required to determine the results. # of Attached Pages: 1

TANK ID: (By tank number, stored product, etc.)	RUL	Diesel		
Spill Container Manufacturer	Phil-Tite	Phil-Tite		
Method of Cathodic Protection	☒ Non-Metallic ☒ Isolation ☐ Other (Specify in V.)	☒ Non-Metallic ☒ Isolation ☐ Other (Specify in V.)	☐ Non-Metallic ☐ Isolation ☐ Other (Specify in V.)	☐ Non-Metallic ☐ Isolation ☐ Other (Specify in V.)
Inside Diameter of Spill Container: (Inches)	14.25	14.25		
Depth of Spill Container: (Inches)	14.5	14.75		
Does the spill container have a 5 gallon capacity?	☒ Yes ☐ No	☒ Yes ☐ No	☐ Yes ☐ No	☐ Yes ☐ No
Method to Keep Spill Container Empty	☒ Drain Valve ☐ Onsite Pump ☐ Other (Specify in V.)	☒ Drain Valve ☐ Onsite Pump ☐ Other (Specify in V.)	☐ Drain Valve ☐ Onsite Pump ☐ Other (Specify in V.)	☐ Drain Valve ☐ Onsite Pump ☐ Other (Specify in V.)

IV. SUMMARY OF TESTING RESULTS

Spill Container Test Results				
	☒ Pass ☐ Fail	☒ Pass ☐ Fail	☐ Pass ☐ Fail	☐ Pass ☐ Fail

V. COMMENTS

Any items marked "Fail" above must be explained in this section. Any additional comments may also be provided here.
Two new 5 gallon Phil-Tite buckets installed on 3/25/2019

VI. CERTIFICATION BY UST SERVICE TECHNICIAN CONDUCTING THIS TESTING

I hereby certify that the spill containers were tested in accordance with California Code of Regulations, Title 23, Division 3, Chapter 16, Section 2637.1 and all the information contained herein is accurate.

UST Service Technician Signature Keegan Slatten

If the facility has more components than this form accommodates, additional copies of this page may be attached.

CERS = California Environmental Reporting System, ID = Identification, UST = Underground Storage Tank, ICC = International Code Council

Spill Bucket Testing Report Form

This form is intended for use by contractors performing annual testing of UST spill containment structures. The completed form and printouts from tests (if applicable), should be provided to the facility owner/operator for submittal to the local regulatory agency.

1. FACILITY INFORMATION

Facility	City of Poway	Date of Testing:	3/25/2019
Facility Address:	14415 Lake Poway Rd.		
Facility Contact:	Luis Carrillo	Phone:	(858) 668-4745
Date Local Agency Was Notified of Testing :			
Name of Local Agency Inspector *(if present during testing)*:	None		

2. TESTING CONTRACTOR INFORMATION

Company Name:	Jenal Engineering Corporation				
Technician Conducting Test:	Keegan Slatten				
Credentials[1]:	CSLB Contractor	X	ICC Service Tech.	SWRCB Tank Tester	Other *(Specify)*
License Number(s):	602806 Class A				

3. SPILL BUCKET TESTING INFORMATION

Test Method Used:	✔ Hydrostatic	Vacuum	X Other SD County Approved Lake Test
Test Equipment Used: San Diego County approved Lake Test			Equipment Resolution: visual

Identify Spill Bucket *(By Tank Number, Stored Product, etc.)*	1. Unleaded	2. Diesel		
Bucket Installation Type:	**Contained in Sump**	**Contained in Sump**		
Bucket Diameter:	11.25"	11.25"		
Bucket Depth:	14.5"	14.5"		
Wait time between applying vacuum/water and start of test:	30 Minutes	30 Minutes		
Test Start Time (T_i):	11:45	11:45		
Initial Reading (R_i):	14.25"	14.25"		
Test End Time (T_f):	12:45	12:45		
Final Reading (R_f):	14.25"	14.25"		
Test Duration ($T_f - T_i$):	1 Hour	1 Hour		
Change in Reading ($R_f - R_i$):	0.00	0.00		
Pass/Fail Threshold or Criteria:	+/- 0.0"	+/- 0.0"		
Test Result:	**Pass**	**Pass**		

Comments – *(include information on repairs made prior to testing, and recommended follow-up for failed tests)*

Install two new Phil-Tite 5 gallon spill buckets on 3/25/2019

CERTIFICATION OF TECHNICIAN RESPONSIBLE FOR CONDUCTING THIS TESTING

I hereby certify that all the information contained in this report is true, accurate, and in full compliance with legal requirements.

Technician's Signature: Keegan Slatten Date: 3/25/2019

[1] State laws and regulations do not currently require testing to be performed by a qualified contractor. However, local requirements may be more stringent.

UNDERGROUND STORAGE TANK
OVERFILL PREVENTION EQUIPMENT INSPECTION REPORT FORM (Page 1 of 1)

Type of Action: ☐ Installation Inspection ☐ Repair Inspection ☒ 36 Month Inspection

I. FACILITY INFORMATION

CERS ID	Date of Overfill Prevention Equipment Inspection
	3/25/2019

Business Name (Same as Facility Name or DBA-Doing Business As)
City of Poway

Business Site Address	City	ZIP Code
14415 Lake Poway Rd.	Poway	92064

II. UNDERGROUND STORAGE TANK SERVICE TECHNICIAN INFORMATION

Name of UST Service Technician Performing the Inspection (Print as shown on the ICC Certification.)	Phone #
Keegan Slatten	(619) 697-2200

Contractor / Tank Tester License #	ICC Certification #	ICC Certification Expiration Date
602806	8821299	5/16/2020

Overfill Prevention Equipment Inspection Training and Certifications (List applicable certifications.)
OPW, 100731, Exp. 6/6/2019

III. OVERFILL PREVENTION EQUIPMENT INSPECTION INFORMATION

Inspection Method Used:
☒ Manufacturer Guidelines (Specify): OPW
☐ Industry Code or Engineering Standard (Specify)
☐ Engineered Method (Specify)

Attach the inspection procedures and all documentation required to determine the results. # of Attached Pages

TANK ID: (By tank number, stored product, etc.)	RUL	Diesel		
What is the tank inside diameter? (Inches)	92	92		
Is the fill piping secondarily contained?	☒ Yes ☐ No	☒ Yes ☐ No	☐ Yes ☐ No	☐ Yes ☐ No
Is the vent piping secondarily contained?	☒ Yes ☐ No	☒ Yes ☐ No	☐ Yes ☐ No	☐ Yes ☐ No
Overfill Prevention Equipment Manufacturer(s)	OPW	OPW		
	715O-410C	715O-410C		
What is the overfill prevention equipment response when activated? (Check all that apply.)	☒ Shuts Off Flow ☐ Restricts Flow ☐ A/V Alarm	☒ Shuts Off Flow ☐ Restricts Flow ☐ A/V Alarm	☐ Shuts Off Flow ☐ Restricts Flow ☐ A/V Alarm	☐ Shuts Off Flow ☐ Restricts Flow ☐ A/V Alarm
Are flow restrictors installed on vent piping?	☐ Yes ☒ No	☐ Yes ☒ No	☐ Yes ☐ No	☐ Yes ☐ No
At what level in the tank is the overfill prevention set to activate? (Inches from bottom of tank.)	83	83		
What is the percent capacity of the tank at which the overfill prevention equipment activates?	95	95		
Is the overfill prevention in proper operating condition to respond when the substance reaches the appropriate level?	☒ Yes ☐ No (Specify in V.)	☒ Yes ☐ No (Specify in V.)	☐ Yes ☐ No (Specify in V.)	☐ Yes ☐ No (Specify in V.)

IV. SUMMARY OF INSPECTION RESULTS

Overfill Prevention Inspection Results				
	☒ Pass ☐ Fail	☒ Pass ☐ Fail	☐ Pass ☐ Fail	☐ Pass ☐ Fail

V. COMMENTS

Any items marked "Fail" must be explained in this section. Any additional comments may also be provided here.

New drop tubes installed on 3/25/2019.
New overspill buckets installed on 3/25/2019.

VI. CERTIFICATION BY UST SERVICE TECHNICIAN CONDUCTING THIS INSPECTION

I hereby certify that the overfill prevention equipment was inspected in accordance with California Code of Regulations, Title 23, Division 3, Chapter 16, Section 2637.2 and all the information contained herein is accurate.

UST Service Technician Signature: Keegan Slatten

If the facility has more components than this form accommodates, additional copies of this page may be attached.

CERS = California Environmental Reporting System, ID = Identification, UST = Underground Storage Tank, ICC = International Code Council, A/V = Audible and Visual

Store #	Address:	City of Poway Fleet Services, 14415 Lake Poway Rd., Poway, CA	Date:	3/25/2019

Drop Tube Matrix Build Out

				y	x	z	a		b	c	d		
Grade	Nominal Size	Chart 100% Gallons	Chart 95% Gallons	Chart Tank ID 100%, inches	Chart Tank ID 95%, inches	y - x Difference Inches	c - y Riser Height		z + a DT Kick Point	y + a bottom to top of riser	c - b Kick from tank bottom	b - 2" Rq'd Upper Tube Length	Actual Upper DT
RUL	6,000	6,072	5,768	92	83	9	19.75	=	28.75	111.75	83	26.75	27.75
MUL								=					
PUL								=					
Diesel	4,000	4,029	3,827	92	83	9	19.5	=	28.5	111.5	83	26.5	27.5
								=					
								=					
				From Tank chart	From Tank chart	into tank							

Drop Tube Survey

	q	r	s	y			x	z	f		u	v	
Grade	Actual Overall Height	Actual Upper Steel Riser	Actual Tank ID Inches	Chart Tank ID 100%, inches	Chart 100% Gallons	Chart 95% Gallons	Chart Tank ID 95%, inches	Chart Difference Inches	Required to Kick Point		Actual Field Measurement Drop	Pass / Fail Required Kick Point	Date of Survey
RUL										< =			
MUL										< =			
PUL										< =			
Diesel										< =			
										< =			
										< =			
	Bottom of tank to top of riser		(q - r)	From Chart or Tank Monitor	From Chart or Tank Monitor	From Chart or Tank Monitor	From Chart or Tank Monitor	(y - x)	(r + z)		2" below top of valve Mark on DT	is u >/= t	

NOTE: Kick point is 2" lower than upper drop tube length.

UNDERGROUND STORAGE TANK
MONITORING SYSTEM CERTIFICATION FORM (Page 1 of 6)

This form must be used to document testing and servicing of underground storage tank (UST) monitoring equipment. A copy of this form must be provided to the UST owner or operator. The owner or operator must submit a copy of this form to the local agency regulating the USTs within 30 days of the date of the monitoring system certification.

I. FACILITY INFORMATION

CERS ID	Date of Monitoring System Certification
	3/1/2019

Business Name *(Same as Facility Name or DBA-Doing Business As)*	Building #
City of Poway	

Business Site Address	City	ZIP Code
14415 Lake Poway Rd.	Poway	92064

II. UNDERGROUND STORAGE TANK SERVICE TECHNICIAN INFORMATION

Name of Company Performing the Certification	Phone #
Jenal Engineering Corporation	(619) 697-2200

Mailing Address: P.O. Box 459, Lemon Grove, CA 91946

Name of UST Service Technician Performing the Certification *(Print as shown on the ICC Certification)*: Keegan Slatten

Contractor / Tank Tester License #	ICC Certification #	ICC Certification Expiration Date
602806	8821299	5/16/2020

Monitoring System Training and Certifications *(List all applicable certifications.)*	Expiration Date
Veeder-Root, Tech, B33106	2/20/2020
Veeder-Root, Vapor, B33106	7/7/2019
Franklin Fueling, Containment testing, 1010403709	8/7/2019

III. RESULTS OF TESTING / SERVICING

Indicate and attach the following reports if the monitoring equipment is capable of generating either.
☒ Monitoring System Set-up ☒ Alarm History Report

	Y	N	NA
Was any monitoring equipment replaced? *(If "Yes," identify the specific devices replaced and list the manufacturer and model for all replacement parts in section IV below.)*	☐	☒	☐
Was damage, debris, or liquid found inside any secondary containment systems? *(If "Yes," describe what was found in section IV below.)*	☐	☒	☐
Is all monitoring equipment operational per manufacturer's specifications? *(If "No," describe why in section IV below.)*	☐	☒	☐

IV. COMMENTS

If directed to use this section, describe how and when the issues were or will be corrected.

Overfill drop tubes do not comply with new State Guidelines, October 13, 2018.
Spill buckets do not comply with new State Guidelines, October 13, 2018.

CUPA inspection provided 30 days to correct.

420 Sensor on Annular was sticking. Jenal removed and cleaned.
420 Annular Sensor was functioning correctly at day's end.

V. CERTIFICATION BY UST SERVICE TECHNICIAN CONDUCTING THIS TESTING

I hereby certify that the equipment identified in this document was inspected/serviced in accordance with California Code of Regulations, Title 23, Division 3, Chapter 16, Section 2638 and all information contained herein is true and accurate. Attached to this certification is information (e.g., manufacturers' checklists, monitoring system set-up, alarm history report, etc.) necessary to verify that this information and the site plan showing the layout of UST system is complete and accurate.

UST Service Technician Signature: Keegan Slatten

CERS = California Environmental Reporting System, ID = Identification, ICC = International Code Council, Y = Yes, N = No, NA = Not Applicable

UNDERGROUND STORAGE TANK
MONITORING SYSTEM CERTIFICATION FORM (Page 2 of 6)

VI. INVENTORY OF EQUIPMENT CERTIFIED

A separate Monitoring System Certification Form must be prepared for each monitoring system control panel.

Make of Monitoring System Control Panel	Model of Monitoring System Control Panel	Software Version Installed
Veeder-Root	TLS-350	122.00

Check the appropriate boxes to indicate specific equipment inspected/serviced.

Monitoring Device Used	Device Model #	Monitoring Device Used	Device Model #
TANK ID: *(By tank number, stored product, etc.)*	**#1 RUL**	**TANK ID:** *(By tank number, stored product, etc.)*	**#2 Diesel**
☒ In-Tank Gauging *(SW Tank)*	864390-107	☒ In-Tank Gauging *(SW Tank)*	864390-107
☒ Annular Space or Vault Sensor	791390-420	☒ Annular Space or Vault Sensor	791390-420
☐ VPH Sensor		☐ VPH Sensor	
Product Piping		**Product Piping**	
☒ Mechanical LLD	RJ FX1V	☐ Mechanical LLD	RJ FX1V
☐ Electronic LLD		☐ Electronic LLD	
☐ VPH Sensor (Piping)		☐ VPH Sensor (Piping)	
☒ Sump Sensor	794380-208	☒ Sump Sensor	794380-208
☐ VPH Sensor (Sump)		☐ VPH Sensor (Sump)	
Fill Piping		**Fill Piping**	
☐ VPH Sensor (Piping)		☐ VPH Sensor (Piping)	
☒ Sump Sensor	794380-208	☒ Sump Sensor	794380-208
☐ VPH Sensor (Sump)		☐ VPH Sensor (Sump)	
Vent Piping		**Vent Piping**	
☐ VPH Sensor (Piping)		☐ VPH Sensor (Piping)	
☐ Sump Sensor		☐ Sump Sensor	
☐ VPH Sensor (Sump)		☐ VPH Sensor (Sump)	
Vapor Recovery Piping		**Vapor Recovery Piping**	
☐ VPH Sensor (Piping)		☐ VPH Sensor (Piping)	
☐ Sump Sensor		☐ Sump Sensor	
☐ VPH Sensor (Sump)		☐ VPH Sensor (Sump)	

Monitoring Device Used	Device Model #	Monitoring Device Used	Device Model #
TANK ID: *(By tank number, stored product, etc.)*		**TANK ID:** *(By tank number, stored product, etc.)*	
☐ In-Tank Gauging *(SW Tank)*		☐ In-Tank Gauging *(SW Tank)*	
☐ Annular Space or Vault Sensor		☐ Annular Space or Vault Sensor	
☐ VPH Sensor		☐ VPH Sensor	
Product Piping		**Product Piping**	
☐ Mechanical LLD		☐ Mechanical LLD	
☐ Electronic LLD		☐ Electronic LLD	
☐ VPH Sensor (Piping)		☐ VPH Sensor (Piping)	
☐ Sump Sensor		☐ Sump Sensor	
☐ VPH Sensor (Sump)		☐ VPH Sensor (Sump)	
Fill Piping		**Fill Piping**	
☐ VPH Sensor (Piping)		☐ VPH Sensor (Piping)	
☐ Sump Sensor		☐ Sump Sensor	
☐ VPH Sensor (Sump)		☐ VPH Sensor (Sump)	
Vent Piping		**Vent Piping**	
☐ VPH Sensor (Piping)		☐ VPH Sensor (Piping)	
☐ Sump Sensor		☐ Sump Sensor	
☐ VPH Sensor (Sump)		☐ VPH Sensor (Sump)	
Vapor Recovery Piping		**Vapor Recovery Piping**	
☐ VPH Sensor (Piping)		☐ VPH Sensor (Piping)	
☐ Sump Sensor		☐ Sump Sensor	
☐ VPH Sensor (Sump)		☐ VPH Sensor (Sump)	

ID = Identification, SW = Single-Walled, VPH = Vacuum/Pressure/Hydrostatic, LLD = Line Leak Detector

UNDERGROUND STORAGE TANK
MONITORING SYSTEM CERTIFICATION FORM (Page 3 of 6)

Monitoring Device Used	Device Model #	Monitoring Device Used	Device Model #
VENT / TRANSITION SUMP ID:		**VENT / TRANSITION SUMP ID:**	
☐ Sump Sensor		☐ Sump Sensor	
☐ VPH Sensor		☐ VPH Sensor	
UDC ID:	1/2	**UDC ID:**	3/4
☒ Electronic Sensor	794380-208	☒ Electronic Sensor	794380-208
☒ Mechanical Device		☐ Mechanical Device	
☐ VPH Sensor		☐ VPH Sensor	
UDC ID:		**UDC ID:**	
☐ Electronic Sensor		☐ Electronic Sensor	
☐ Mechanical Device		☐ Mechanical Device	
☐ VPH Sensor		☐ VPH Sensor	
UDC ID:		**UDC ID:**	
☐ Electronic Sensor		☐ Electronic Sensor	
☐ Mechanical Device		☐ Mechanical Device	
☐ VPH Sensor		☐ VPH Sensor	
UDC ID:		**UDC ID:**	
☐ Electronic Sensor		☐ Electronic Sensor	
☐ Mechanical Device		☐ Mechanical Device	
☐ VPH Sensor		☐ VPH Sensor	
Other Monitored Component ID:		**Other Monitored Component ID:**	
☐ Other *(Specify in section VII.)*		☐ Other *(Specify in section VII.)*	
Other Monitored Component ID:		**Other Monitored Component ID:**	
☐ Other *(Specify in section VII.)*		☐ Other *(Specify in section VII.)*	
Other Monitored Component ID:		**Other Monitored Component ID:**	
☐ Other *(Specify in section VII.)*		☐ Other *(Specify in section VII.)*	

Include information for every underground storage tank component monitored by this monitoring system control panel. If the monitoring system control panel monitors more components than this form accommodates, additional copies of these pages may be attached.

VII. COMMENTS

Use this section to provide additional comments about the inventory of the equipment certified.

ID = Identification, VPH = Vacuum/Pressure/Hydrostatic, UDC = Under-Dispenser Containment

UNDERGROUND STORAGE TANK
MONITORING SYSTEM CERTIFICATION FORM (Page 4 of 6)

VIII. MONITORING SYSTEM AND PROGRAMMING

This section must be completed if a monitoring panel is used to perform leak detection monitoring.	Y	N	NA
Are the visual and audible alarms operational?	☒	☐	☐
Were all sensors visually inspected for kinks and breaks in the cables and for residual buildup to ensure that floats move freely, functionally tested, and confirmed operational?	☒	☐	☐
Were all sensors installed at lowest point of secondary containment and positioned so that other equipment will not interfere with their proper operation?	☒	☐	☐
Was monitoring system set-up reviewed to ensure proper settings?	☒	☐	☐
Was the monitoring panel's backup battery visually inspected, functionally tested, and confirmed operational?	☒	☐	☐
Does the flow of fuel stop at the dispenser if a leak is detected in the under-dispenser containment?	☒	☐	☐
Does the turbine automatically shut down if the piping secondary containment monitoring system fails to operate or is electrically disconnected?	☒	☐	☐
Does the turbine automatically shut down if the piping secondary containment monitoring system detects a leak? Which sensors initiate positive shut down? *(Check all that apply.)* ☒ Sump ☒ Under-Dispenser Containment	☒	☐	☐
If alarms are relayed to a remote monitoring station, is all communications equipment (e.g., modem) operational?	☐	☐	☒

For any answer of "N" above, describe in Section IX how and when these deficiencies were or will be corrected.

IX. COMMENTS

X. IN-TANK GAUGING TESTING

☐ Check this box if tank gauging is used only for inventory control. *(Do not complete this section.)*
☐ Check this box if **NO** tank gauging equipment is installed. *(Do not complete this section.)*

This section must be completed if in-tank gauging is used to perform leak detection monitoring.	Y	N	NA
Has all input wiring been inspected for kinks and breaks in the cables and for proper entry and termination, including testing for ground faults?	☒	☐	☐
Were all in-tank gauging probes visually inspected for damage and residue buildup to ensure that floats move freely, functionally tested, and confirmed operational?	☒	☐	☐
Was accuracy of system's product level readings tested?	☒	☐	☐
Was accuracy of system's water level readings tested?	☒	☐	☐
Were all probes reinstalled properly?	☒	☐	☐
Were all items on the equipment manufacturer's maintenance checklist completed?	☒	☐	☐

For any answer of "N" above, describe in Section XI how and when these deficiencies were or will be corrected.

XI. COMMENTS

Y = Yes, N = No, NA = Not Applicable

UNDERGROUND STORAGE TANK
MONITORING SYSTEM CERTIFICATION FORM (Page 5 of 6)

XII. LINE LEAK DETECTOR TESTING

☐ Check this box if line leak detectors (LLD) are **NOT** installed. *(Do not complete this section.)* **This section must be completed if LLDs are installed.**	Y	N	NA
Was a leak simulated to verify LLD performance? *(Check all that apply.)* Simulated leak rate verified: ☒ 3 GPH ☐ 0.1 GPH ☐ 0.2 GPH	☒	☐	☐
Was the testing apparatus properly calibrated?	☒	☐	☐
For emergency generator tank systems, does the LLD create an audible and visual alarm when a leak is detected?	☐	☐	☒
For mechanical LLDs, does the LLD restrict the flow through the pipe when a leak is detected?	☒	☐	☐
For electronic LLDs, does the turbine automatically shut off when a leak is detected?	☐	☐	☒
For electronic LLDs, does the turbine automatically shut off if any portion of the monitoring system is disabled or disconnected?	☐	☐	☒
For electronic LLDs, does the turbine automatically shut off if any portion of the monitoring system malfunctions or fails a test?	☐	☐	☒
For electronic LLDs, have all accessible wiring connections been visually inspected for kinks and breaks?	☐	☐	☒
Were all items on the equipment manufacturer's maintenance checklist completed?	☒	☐	☐
Were all LLDs confirmed operational within regulatory requirements?	☒	☐	☐

For any answer of "N" above, describe in Section XIII how and when these issues were or will be corrected.

XIII. COMMENTS

XIV. VACUUM / PRESSURE / HYDROSTATIC MONITORING EQUIPMENT TESTING

☒ Check this box if VPH monitoring is **NOT** used. *(Do not complete this section.)*

This section must be completed if VPH monitoring is used to perform leak detection monitoring.

System Type (Mark all that apply.) ☐ Vacuum ☐ Pressure ☐ Hydrostatic

Sensor ID	Component(S) Monitored By This Sensor	Sensor Functionality Test	Interstitial Communication Test
		☐ Pass ☐ Fail	☐ Pass ☐ Fail
		☐ Pass ☐ Fail	☐ Pass ☐ Fail
		☐ Pass ☐ Fail	☐ Pass ☐ Fail
		☐ Pass ☐ Fail	☐ Pass ☐ Fail
		☐ Pass ☐ Fail	☐ Pass ☐ Fail
		☐ Pass ☐ Fail	☐ Pass ☐ Fail
		☐ Pass ☐ Fail	☐ Pass ☐ Fail
		☐ Pass ☐ Fail	☐ Pass ☐ Fail
		☐ Pass ☐ Fail	☐ Pass ☐ Fail
		☐ Pass ☐ Fail	☐ Pass ☐ Fail
		☐ Pass ☐ Fail	☐ Pass ☐ Fail
		☐ Pass ☐ Fail	☐ Pass ☐ Fail

How was interstitial communication verified? ☐ Simulated Leak at Far Ends of the Interstitial Space ☐ Visual Inspection ☐ Other *(Describe the method in section XV below.)* ☐ Gauge

Was the vacuum or pressure restored to operating levels in all interstitial spaces? ☐ Yes ☐ No *(Describe the reason in section XV below.)*

For any answer of "Fail" above, describe in Section XV how and when these issues were or will be corrected.

XV. COMMENTS

GPH = Gallons Per Hour, Y = Yes, N = No, NA = Not Applicable, VPH = Vacuum/Pressure/Hydrostatic, ID = Identification

UNDERGROUND STORAGE TANK MONITORING SYSTEM CERTIFICATION

Permit Number: 105397

UST Monitoring Site Plan

Site Address: 14415 Lake Poway Rd, Poway, CA 92064.

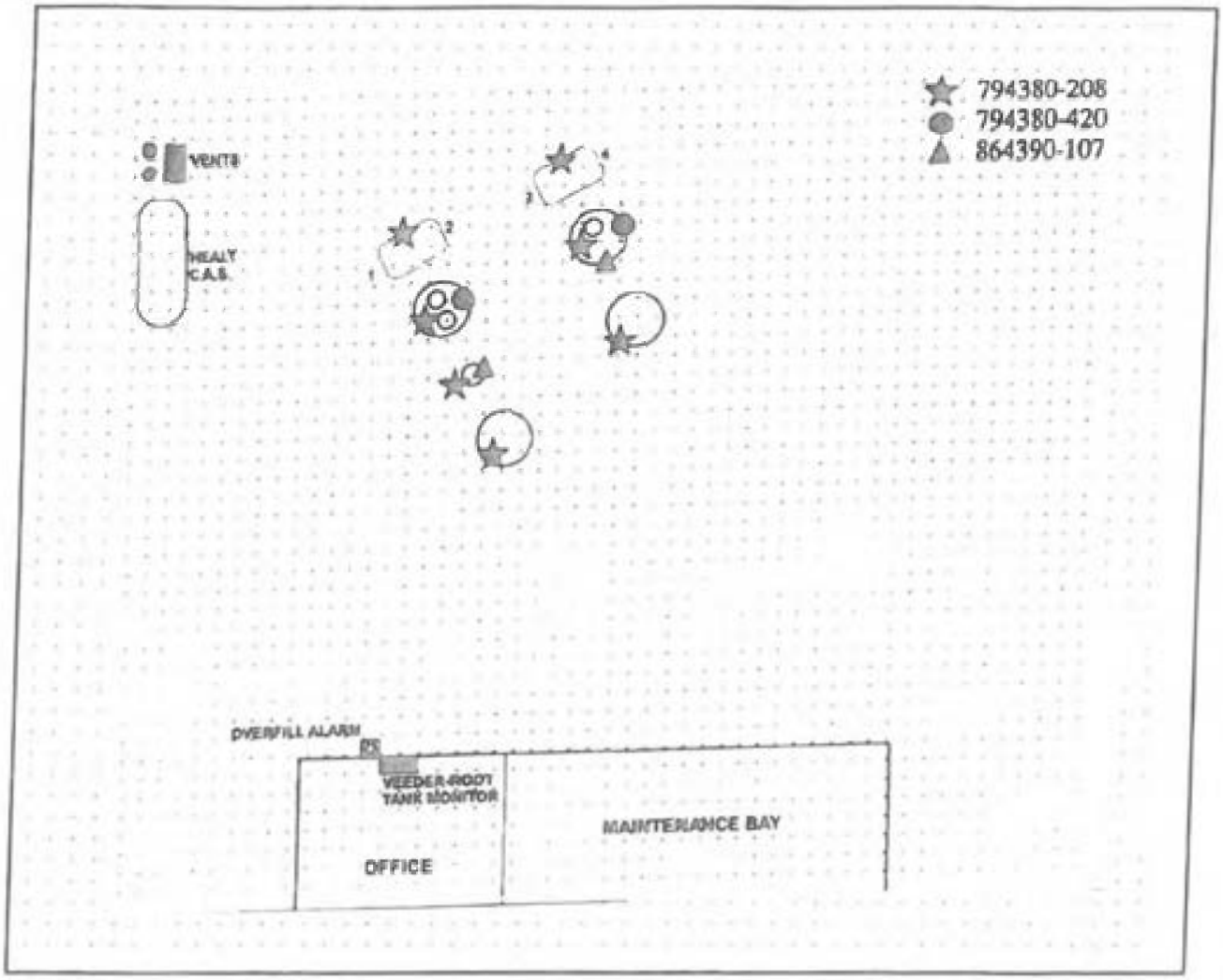

Date map was drawn: 1-Mar-18

Instructions

If you already have a diagram that shows all required information, you may include it, rather than this page, with your Monitoring System Certification. On your site plan, show the general layout of tanks and piping. Clearly identify locations of the following equipment, if installed: monitoring system control panels; sensors monitoring tank annular spaces, sumps, dispenser pans, spill containers, or other secondary containment areas; mechanical or electronic line leak detectors; and in-tank liquid level probes (if used for leak detection). In the space provided, note the date this Site Plan was prepared.

UNDERGROUND STORAGE TANK
SPILL CONTAINER TESTING REPORT FORM (Page 1 of 1)

Type of Action: ☐ Installation Test ☐ Repair Test ☒ 12 Month Test

I. FACILITY INFORMATION

CERS ID	Date of Spill Container Test
	3/1/2019

Business Name *(Same as Facility Name or DBA-Doing Business As)*: City of Poway

Business Site Address	City	ZIP Code
14415 Lake Poway Rd.	Poway	92064

II. UNDERGROUND STORAGE TANK SERVICE TECHNICIAN INFORMATION

Name of UST Service Technician Performing the Test *(Print as shown on the ICC Certification.)*	Phone #
Keegan Slatten	(619) 697-2200

Contractor / Tank Tester License #	ICC Certification #	ICC Certification Expiration Date
602806	8821299	5/16/2020

Spill Container Testing Training and Certifications *(List applicable certifications.)*: Franklin Fueling - Phil-Tite, 1010403709, Exp. 3/17/2019

III. SPILL CONTAINER TESTING INFORMATION

Test Method Used:
- ☒ Manufacturer Guidelines *(Specify)*:
- ☐ Industry Code or Engineering Standard *(Specify)*:
- ☐ Engineered Method *(Specify)*:

Attach the testing procedures and all documentation required to determine the results. # of Attached Pages:

TANK ID: *(By tank number, stored product, etc.)*	RUL	Diesel		
Spill Container Manufacturer:	Phil-Tite	Phil-Tite		
Method of Cathodic Protection:	☒ Non-Metallic ☐ Isolation ☐ Other *(Specify in V.)*	☒ Non-Metallic ☐ Isolation ☐ Other *(Specify in V.)*	☐ Non-Metallic ☐ Isolation ☐ Other *(Specify in V.)*	☐ Non-Metallic ☐ Isolation ☐ Other *(Specify in V.)*
Inside Diameter of Spill Container: *(Inches)*	10.5	10.5		
Depth of Spill Container: *(Inches)*	10	10		
Does the spill container have a 5 gallon capacity?	☐ Yes ☒ No	☐ Yes ☒ No	☐ Yes ☐ No	☐ Yes ☐ No
Method to Keep Spill Container Empty:	☒ Drain Valve ☐ Onsite Pump ☐ Other *(Specify in V.)*	☒ Drain Valve ☐ Onsite Pump ☐ Other *(Specify in V.)*	☐ Drain Valve ☐ Onsite Pump ☐ Other *(Specify in V.)*	☐ Drain Valve ☐ Onsite Pump ☐ Other *(Specify in V.)*

IV. SUMMARY OF TESTING RESULTS

Spill Container Test Results:	☐ Pass ☒ Fail	☐ Pass ☒ Fail	☐ Pass ☐ Fail	☐ Pass ☐ Fail

V. COMMENTS

Any items marked "Fail" above must be explained in this section. Any additional comments may also be provided here.

Spill buckets must be replaced within 30 days.

VI. CERTIFICATION BY UST SERVICE TECHNICIAN CONDUCTING THIS TESTING

I hereby certify that the spill containers were tested in accordance with California Code of Regulations, Title 23, Division 3, Chapter 16, Section 2637.1 and all the information contained herein is accurate.

UST Service Technician Signature: Keegan Slatten

If the facility has more components than this form accommodates, additional copies of this page may be attached.

CERS = California Environmental Reporting System, ID = Identification, UST = Underground Storage Tank, ICC = International Code Council

Spill Bucket Testing Report Form

This form is intended for use by contractors performing annual testing of UST spill containment structures. The completed form and printouts from tests (if applicable), should be provided to the facility owner/operator for submittal to the local regulatory agency.

1. FACILITY INFORMATION

Facility	City of Poway	Date of Testing:	3/1/2019
Facility Address:	14415 Lake Poway Rd.		
Facility Contact:	Luis Carrillo	Phone:	(858) 668-4745
Date Local Agency Was Notified of Testing :	2/13/2019		
Name of Local Agency Inspector *(if present during testing)*:	Joseph Soquiat		

2. TESTING CONTRACTOR INFORMATION

Company Name:	Jenal Engineering Corporation
Technician Conducting Test:	Keegan Slatten
Credentials[1]:	CSLB Contractor X ICC Service Tech. SWRCB Tank Tester Other *(Specify)*
License Number(s):	602806 Class A

3. SPILL BUCKET TESTING INFORMATION

Test Method Used:	Hydrostatic	Vacuum	X Other SD County Approved Lake Test	
Test Equipment Used: Visual			Equipment Resolution: visual	
Identify Spill Bucket *(By Tank Number, Stored Product, etc.)*	**1. Unleaded**	**2. Diesel**		
Bucket Installation Type:	**Contained in Sump**	**Contained in Sump**		
Bucket Diameter:	10.5"	10.5"		
Bucket Depth:	10"	10"		
Wait time between applying vacuum/water and start of test:	30 Minutes	30 Minutes		
Test Start Time (T_I):				
Initial Reading (R_I):				
Test End Time (T_F):				
Final Reading (R_F):				
Test Duration ($T_F - T_I$):	1 Hour	1 Hour		
Change in Reading ($R_F - R_I$):	0.00	0.00		
Pass/Fail Threshold or Criteria:	+/- 0.0"	+/- 0.0"		
Test Result:	**Fail**	**Fail**		

Comments – *(include information on repairs made prior to testing, and recommended follow-up for failed tests)*

Spill bucket test witnessed by CUPA inspector on 3/1/2019
Spill buckets failed, do not meet State requirements as of 10/13/2018.
Spill buckets must be upgraded to units that contain 5 gallons, within 30 days.

CERTIFICATION OF TECHNICIAN RESPONSIBLE FOR CONDUCTING THIS TESTING

I hereby certify that all the information contained in this report is true, accurate, and in full compliance with legal requirements.

Technician's Signature: Keegan Slatten Date: 3/1/2019

[1] State laws and regulations do not currently require testing to be performed by a qualified contractor. However, local requirements may be more stringent.

CITY OF POWAY
14415 LAKE POWAY RD
POWAY, CA. 92064
C0310617120500D4

MAR 1, 2019 10:16 AM

SYSTEM STATUS REPORT

ALL FUNCTIONS NORMAL

INVENTORY REPORT

T 1:UNLEADED
VOLUME = 3035 GALS
ULLAGE = 3037 GALS
90% ULLAGE= 2429 GALS
TC VOLUME = 3021 GALS
HEIGHT = 45.99 INCHES
WATER VOL = 0 GALS
WATER = 0.00 INCHES
TEMP = 66.8 DEG F

T 2:DIESEL
VOLUME = 2023 GALS
ULLAGE = 2006 GALS
90% ULLAGE= 1603 GALS
TC VOLUME = 2016 GALS
HEIGHT = 46.16 INCHES
WATER VOL = 0 GALS
WATER = 0.00 INCHES
TEMP = 67.6 DEG F

* * * * * END * * * * *

SOFTWARE REVISION LEVEL
VERSION 122.00
SOFTWARE# 346122-100-A
CREATED - 01.10.16.09.35

NO SOFTWARE MODULE
SYSTEM FEATURES:
PERIODIC IN-TANK TESTS
ANNUAL IN-TANK TESTS

SYSTEM SETUP

MAR 1, 2019 10:16 AM

SYSTEM UNITS
U.S.
SYSTEM LANGUAGE
ENGLISH
SYSTEM DATE/TIME FORMAT
MON DD YYYY HH:MM:SS xM

CITY OF POWAY
14415 LAKE POWAY RD
POWAY, CA. 92064
C0310617120500D4

SHIFT TIME 1 : 6:00 AM
SHIFT TIME 2 : DISABLED
SHIFT TIME 3 : DISABLED
SHIFT TIME 4 : DISABLED

TANK PER TST NEEDED WRN
DISABLED
TANK ANN TST NEEDED WRN
DISABLED

LINE RE-ENABLE METHOD
PASS LINE TEST

LINE PER TST NEEDED WRN
DISABLED
LINE ANN TST NEEDED WRN
DISABLED

PRINT TC VOLUMES
ENABLED

TEMP COMPENSATION
VALUE (DEG F): 60.0
STICK HEIGHT OFFSET
DISABLED

H-PROTOCOL DATA FORMAT
HEIGHT
DAYLIGHT SAVING TIME
ENABLED
START DATE
MAR WEEK 3 SUN
START TIME
2:00 AM
END DATE
NOV WEEK 2 SUN
END TIME
2:00 AM

RE-DIRECT LOCAL PRINTOUT
DISABLED

EURO PROTOCOL PREFIX
S

COMMUNICATIONS SETUP

PORT SETTINGS:

COMM BOARD : 1 (RS-232)
BAUD RATE : 9600
PARITY : NONE
STOP BIT : 1 STOP
DATA LENGTH: 8 DATA
RS-232 SECURITY
CODE : DISABLED

COMM BOARD : 2 (RS-232)
BAUD RATE : 9600
PARITY : NONE
STOP BIT : 1 STOP
DATA LENGTH: 8 DATA
RS-232 SECURITY
CODE : DISABLED

AUTO TRANSMIT SETTINGS:

AUTO LEAK ALARM LIMIT
DISABLED
AUTO HIGH WATER LIMIT
DISABLED
AUTO OVERFILL LIMIT
DISABLED
AUTO LOW PRODUCT
DISABLED
AUTO THEFT LIMIT
DISABLED
AUTO DELIVERY START
DISABLED
AUTO DELIVERY END
DISABLED
AUTO EXTERNAL INPUT ON
DISABLED
AUTO EXTERNAL INPUT OFF
DISABLED
AUTO SENSOR FUEL ALARM
DISABLED
AUTO SENSOR WATER ALARM
DISABLED
AUTO SENSOR OUT ALARM
DISABLED

RS-232 END OF MESSAGE
DISABLED

IN-TANK SETUP

T 1:UNLEADED
PRODUCT CODE : 1
THERMAL COEFF :.000700
TANK DIAMETER : 92.00
TANK PROFILE : 4 PTS
FULL VOL : 6072
69.0 INCH VOL : 4885
46.0 INCH VOL : 3036
23.0 INCH VOL : 1187

FLOAT SIZE: 4.0 IN.

WATER WARNING : 1.5
HIGH WATER LIMIT: 3.0

MAX OR LABEL VOL: 6072
OVERFILL LIMIT : 90%
: 5464
HIGH PRODUCT : 95%
: 5768
DELIVERY LIMIT : 15%
: 910

LOW PRODUCT : 300
LEAK ALARM LIMIT: 99
SUDDEN LOSS LIMIT: 99
TANK TILT : 1.00
PROBE OFFSET : 0.50

MANIFOLDED TANKS
T#: NONE

LEAK MIN PERIODIC: 50%
: 3036

LEAK MIN ANNUAL : 50%
: 3036

PERIODIC TEST TYPE
STANDARD

ANNUAL TEST FAIL
ALARM DISABLED

PERIODIC TEST FAIL
ALARM DISABLED

GROSS TEST FAIL
ALARM DISABLED

ANN TEST AVERAGING: OFF
PER TEST AVERAGING: OFF

TANK TEST NOTIFY: OFF

TNK TST SIPHON BREAK:OFF

DELIVERY DELAY : 3 MIN
PUMP THRESHOLD : 10.00%

T 2:DIESEL
PRODUCT CODE : 2
THERMAL COEFF :.000450
TANK DIAMETER : 92.00
TANK PROFILE : 4 PTS
FULL VOL : 4029
69.0 INCH VOL : 3241
46.0 INCH VOL : 2014
23.0 INCH VOL : 788

FLOAT SIZE: 4.0 IN.

WATER WARNING : 1.5
HIGH WATER LIMIT: 3.0

MAX OR LABEL VOL: 4029
OVERFILL LIMIT : 90%
: 3626
HIGH PRODUCT : 95%
: 3827
DELIVERY LIMIT : 15%
: 604

LOW PRODUCT : 200
LEAK ALARM LIMIT: 99
SUDDEN LOSS LIMIT: 99
TANK TILT : 0.00
PROBE OFFSET : 0.00

MANIFOLDED TANKS
T#: NONE

LEAK MIN PERIODIC: 50%
: 2014

LEAK MIN ANNUAL : 50%
: 2014

PERIODIC TEST TYPE
STANDARD

ANNUAL TEST FAIL
ALARM DISABLED

PERIODIC TEST FAIL
ALARM DISABLED

GROSS TEST FAIL
ALARM DISABLED

ANN TEST AVERAGING: OFF
PER TEST AVERAGING: OFF

TANK TEST NOTIFY: OFF

TNK TST SIPHON BREAK:OFF

DELIVERY DELAY : 3 MIN
PUMP THRESHOLD : 10.00%

LEAK TEST METHOD

TEST ON DATE : ALL TANK
JAN 1, 1996
START TIME : DISABLED
TEST RATE :0.20 GAL/HR
DURATION : 2 HOURS

TST EARLY STOP:DISABLED

LEAK TEST REPORT FORMAT
NORMAL

LIQUID SENSOR SETUP

L 1:87 TURBINE SUMP
TRI-STATE (SINGLE FLOAT)
CATEGORY : STP SUMP

L 2:87 ATG SUMP
TRI-STATE (SINGLE FLOAT)
CATEGORY : MONITOR WELL

L 3:87 FILL SUMP
TRI-STATE (SINGLE FLOAT)
CATEGORY : PIPING SUMP

L 4:87 ANNULAR
TRI-STATE (SINGLE FLOAT)
CATEGORY : ANNULAR SPACE

L 5:DISPENSER 1-2
TRI-STATE (SINGLE FLOAT)
CATEGORY : DISPENSER PAN

L 6:DIESEL TURBINE SUMP
TRI-STATE (SINGLE FLOAT)
CATEGORY : STP SUMP

L 7:DIESEL FILL SUMP
TRI-STATE (SINGLE FLOAT)
CATEGORY : PIPING SUMP

L 8:DIESEL ANNULAR
TRI-STATE (SINGLE FLOAT)
CATEGORY : ANNULAR SPACE

L 9:DISPENSER 3-4
TRI-STATE (SINGLE FLOAT)
CATEGORY : DISPENSER PAN

OUTPUT RELAY SETUP
- - - - - - - - - - - - - -

R 1:UNLEADED SHUTDOWN
TYPE:
  STANDARD
NORMALLY CLOSED

IN-TANK ALARMS
 T 1:HIGH WATER ALARM
 T 1:LOW PRODUCT ALARM

LIQUID SENSOR ALMS
 L 1:FUEL ALARM
 L 2:FUEL ALARM
 L 3:FUEL ALARM
 L 5:FUEL ALARM
 L 1:SENSOR OUT ALARM
 L 2:SENSOR OUT ALARM
 L 3:SENSOR OUT ALARM
 L 4:SENSOR OUT ALARM
 L 5:SENSOR OUT ALARM

R 2:DIESEL SHUTDOWN
TYPE:
  STANDARD
NORMALLY CLOSED

IN-TANK ALARMS
 T 2:HIGH WATER ALARM
 T 2:LOW PRODUCT ALARM

LIQUID SENSOR ALMS
 L 6:FUEL ALARM
 L 7:FUEL ALARM
 L 8:FUEL ALARM
 L 9:FUEL ALARM
 L 6:SENSOR OUT ALARM
 L 7:SENSOR OUT ALARM
 L 8:SENSOR OUT ALARM
 L 9:SENSOR OUT ALARM

R 3:OVERFILL
TYPE:
  STANDARD
NORMALLY OPEN

IN-TANK ALARMS
 ALL:OVERFILL ALARM
 ALL:HIGH PRODUCT ALARM
 ALL:MAX PRODUCT ALARM

RECONCILIATION SETUP
- - - - - - - - - - - - - -

AUTOMATIC DAILY CLOSING
TIME: 2:00 AM

PERIODIC RECONCILIATION
MODE: MONTHLY

TEMP COMPENSATION
STANDARD

BUS SLOT FUEL METER TANK
- - - - - - - - - - - - - -
TANK MAP EMPTY

CITY OF POWAY
14415 LAKE POWAY RD
POWAY, CA. 92064
C03106171205004

MAR 1, 2019 10:14 AM

SYSTEM STATUS REPORT

ALL FUNCTIONS NORMAL

INVENTORY REPORT

T 1:UNLEADED
VOLUME = 3035 GALS
ULLAGE = 3037 GALS
90% ULLAGE= 2429 GALS
TC VOLUME = 3021 GALS
HEIGHT = 45.99 INCHES
WATER VOL = 0 GALS
WATER = 0.00 INCHES
TEMP = 66.8 DEG F

T 2:DIESEL
VOLUME = 2023 GALS
ULLAGE = 2006 GALS
90% ULLAGE= 1603 GALS
TC VOLUME = 2016 GALS
HEIGHT = 46.16 INCHES
WATER VOL = 0 GALS
WATER = 0.00 INCHES
TEMP = 67.6 DEG F

* * * * * END * * * * *

SOFTWARE REVISION LEVEL
VERSION 122.00
SOFTWARE# 346122-100-A
CREATED - 01.10.16.09.35

NO SOFTWARE MODULE
SYSTEM FEATURES:
PERIODIC IN-TANK TESTS
ANNUAL IN-TANK TESTS

ALARM HISTORY REPORT

----- SYSTEM ALARM -----
PAPER OUT
JAN 31, 2019 8:37 AM
PRINTER ERROR
MAR 1, 2019 10:14 AM
BATTERY IS OFF
JAN 1, 1996 8:00 AM
SYS SECURITY WARNING
MAR 1, 2018 9:46 AM

* * * * * END * * * * *

ALARM HISTORY REPORT

----- IN-TANK ALARM -----

T 1:UNLEADED

HIGH WATER ALARM
MAR 3, 2017 8:45 AM
FEB 5, 2003 3:25 PM

OVERFILL ALARM
MAR 1, 2019 8:31 AM
MAR 1, 2018 10:14 AM
MAR 3, 2017 8:31 AM

LOW PRODUCT ALARM
MAR 14, 2012 7:48 AM

HIGH PRODUCT ALARM
NOV 16, 2016 12:50 PM
JAN 28, 2003 2:20 PM

INVALID FUEL LEVEL
MAR 1, 2018 10:02 AM
MAR 3, 2016 7:12 AM
MAR 14, 2012 7:47 AM

PROBE OUT
MAR 1, 2019 9:00 AM
MAR 1, 2019 8:29 AM
MAR 1, 2018 10:15 AM

HIGH WATER WARNING
MAR 1, 2018 10:10 AM
MAR 3, 2017 8:45 AM
FEB 5, 2003 3:25 PM

DELIVERY NEEDED
NOV 2, 2017 1:27 PM
MAR 13, 2017 7:37 AM
MAR 14, 2012 7:48 AM

MAX PRODUCT ALARM
NOV 16, 2016 12:50 PM
JAN 28, 2003 2:20 PM

LOW TEMP WARNING
MAR 13, 2017 7:41 AM
MAR 3, 2017 9:12 AM
MAR 3, 2016 7:21 AM

* * * * * END * * * * *

ALARM HISTORY REPORT

---- IN-TANK ALARM -----

T 2:DIESEL

OVERFILL ALARM
MAR 1, 2019 8:04 AM
MAR 1, 2018 10:13 AM
MAR 3, 2017 8:36 AM

LOW PRODUCT ALARM
MAY 17, 2012 7:11 AM
MAR 4, 2008 9:25 AM
FEB 5, 2003 3:22 PM

HIGH PRODUCT ALARM
JAN 28, 2003 2:15 PM

INVALID FUEL LEVEL
MAR 14, 2013 7:36 AM
MAY 17, 2012 7:11 AM
FEB 5, 2003 3:22 PM

PROBE OUT
MAR 1, 2019 8:04 AM
MAR 1, 2019 8:02 AM
MAR 1, 2018 10:13 AM

DELIVERY NEEDED
MAY 17, 2012 7:08 AM
MAR 4, 2008 9:25 AM
MAR 13, 2007 10:55 AM

LOW TEMP WARNING
MAR 3, 2017 8:34 AM
MAR 3, 2016 7:10 AM
MAR 17, 2010 12:16 PM

* * * * * END * * * * *

ALARM HISTORY REPORT

----- SENSOR ALARM -----
L 1:87 TURBINE SUMP
STP SUMP
SENSOR OUT ALARM
MAR 1, 2019 8:33 AM

FUEL ALARM
MAR 1, 2019 8:26 AM

FUEL ALARM
MAR 1, 2018 10:09 AM

ALARM HISTORY REPORT

----- SENSOR ALARM -----
L 2:87 ATG SUMP
MONITOR WELL
SENSOR OUT ALARM
MAR 1, 2019 8:33 AM

FUEL ALARM
MAR 1, 2019 8:26 AM

FUEL ALARM
MAR 1, 2018 10:08 AM

* * * * * END * * * * *

* * * * * END * * * * *

ALARM HISTORY REPORT

----- SENSOR ALARM -----
L 5:DISPENSER 1-2
DISPENSER PAN
SENSOR OUT ALARM
MAR 1, 2019 8:33 AM

FUEL ALARM
MAR 1, 2019 8:27 AM

FUEL ALARM
MAR 1, 2018 10:09 AM

ALARM HISTORY REPORT

----- SENSOR ALARM -----
L 7:DIESEL FILL SUMP
PIPING SUMP
SENSOR OUT ALARM
MAR 1, 2019 8:33 AM

FUEL ALARM
MAR 1, 2019 8:01 AM

FUEL ALARM
MAR 1, 2018 10:11 AM

* * * * * END * * * * *

ALARM HISTORY REPORT

----- SENSOR ALARM -----
L 3:87 FILL SUMP
PIPING SUMP
SENSOR OUT ALARM
MAR 1, 2019 8:33 AM

FUEL ALARM
MAR 1, 2019 8:05 AM

FUEL ALARM
MAR 1, 2018 10:07 AM

* * * * * END * * * * *

* * * * * END * * * * *

ALARM HISTORY REPORT

----- SENSOR ALARM -----
L 6:DIESEL TURBINE SUMP
STP SUMP
SENSOR OUT ALARM
MAR 1, 2019 8:33 AM

FUEL ALARM
MAR 1, 2019 8:28 AM

FUEL ALARM
MAR 1, 2018 10:12 AM

ALARM HISTORY REPORT

----- SENSOR ALARM -----
L 8:DIESEL ANNULAR
ANNULAR SPACE
SENSOR OUT ALARM
MAR 1, 2019 8:33 AM

FUEL ALARM
MAR 1, 2019 8:01 AM

FUEL ALARM
MAR 1, 2018 10:11 AM

* * * * * END * * * * *

ALARM HISTORY REPORT

----- SENSOR ALARM -----
L 4:87 ANNULAR
ANNULAR SPACE
FUEL ALARM
MAR 1, 2019 8:34 AM

SENSOR OUT ALARM
MAR 1, 2019 8:33 AM

FUEL ALARM
MAR 1, 2019 8:07 AM

* * * * * END * * * * *

ALARM HISTORY REPORT

----- SENSOR ALARM -----
L 9:DISPENSER 3-4
DISPENSER PAN
SENSOR OUT ALARM
MAR 1, 2019 8:33 AM

FUEL ALARM
MAR 1, 2019 8:27 AM

FUEL ALARM
MAR 1, 2018 10:10 AM

COUNTY OF SAN DIEGO CUPA
DEPARTMENT OF ENVIRONMENTAL HEALTH
HAZARDOUS MATERIALS DIVISION
P.O. BOX 129261, SAN DIEGO, CA 92112-9261
(858) 505-6880 FAX (858) 505-6848
http://www.sdcdeh.org

UNDERGROUND STORAGE TANK

RESPONSE PLAN – PAGE 1

(One form per facility)

TYPE OF ACTION ☑ 1. NEW PLAN ☐ 2. CHANGE OF INFORMATION R01

I. FACILITY INFORMATION

FACILITY ID # (Agency Use Only) 3 7 – 0 0 0 – 1 0 5 3 9 7 1

BUSINESS NAME (Same as FACILITY NAME or DBA – Doing Business As) R02
City of Poway Public Works Dept.

BUSINESS SITE ADDRESS R03	CITY R04		ZIP CODE R05
14415 Lake Poway Rd.	Poway	CA	92064

II. SPILL CONTROL AND CLEANUP METHODS

This plan addresses unauthorized releases from UST systems and supplements the emergency response plans and procedures in the facility's Hazardous Materials Business Plan.

- If safe to do so, facility personnel will take immediate measures to control or stop any release (e.g., activate pump shut-off, etc.) and, if necessary, safely remove remaining hazardous material from the UST system.
- Any release to secondary containment will be pumped or otherwise removed within 24 hours of discovery. Recovered hazardous materials, unless suitable for their intended use, will be managed as hazardous waste.
- Absorbent material will be used to contain and clean up manageable spills of hazardous materials. Absorbent material which has become too saturated to be effective or which is no longer intended for use will be managed as hazardous waste unless a waste determination in accordance with 22 CCR §66262.11 finds that it is non-hazardous. Used absorbent material, reusable or waste, will be stored in a properly labeled and sealed container. Waste material shall be disposed appropriately.
- Facility personnel will determine whether any water removed from secondary containment systems, or from clean-up activity, has been in contact with any hazardous material. If the water is contaminated, it will be managed as hazardous waste unless a waste determination in accordance with 22 CCR §66262.11 finds that it is non-hazardous. If the water has a petroleum sheen (i.e., rainbow colors), it is contaminated. A thick floating petroleum layer may not necessarily display rainbow colors. Water (hazardous or non-hazardous) from sumps, spill containers, etc. will not be disposed to storm water systems.
- We will review secondary containment systems for possible deterioration if any of the following conditions occur:
  1. Hazardous material in contact with secondary containment is not compatible with the material used for secondary containment;
  2. Secondary containment is prone to damage from any equipment used to remove or clean up hazardous material collected in secondary containment;
  3. Hazardous material, other than the product/waste stored in the primary containment system, is placed inside secondary containment to treat or neutralize released product/waste, and the added material or resulting material form such a combination is not compatible with secondary containment.

III. SPILL CONTROL AND CLEAN-UP EQUIPMENT

PERIODIC MAINTENANCE: Spill control and clean-up equipment kept permanently on-site is listed in the facility's Hazardous Materials Business Plan. This equipment is inspected at least monthly, and after each use, supplies are replenished as needed. Defective equipment is repaired or replaced as necessary.

EQUIPMENT NOT PERMANENTLY ON-SITE, BUT AVAILABLE FOR USE IF NEEDED: (Complete only if applicable)

EQUIPMENT	LOCATION	AVAILABILITY
R10 NA all equipment is on site	R20	R30
R11	R21	R31
R12	R22	R32
R13	R23	R33
R14	R24	R34
R15	R25	R35

IV. RESPONSIBLE PERSONS

THE FOLLOWING PERSON(S) IS/ARE RESPONSIBLE FOR AUTHORIZING ANY WORK NECESSARY UNDER THIS RESPONSE PLAN:

NAME	TITLE
R40 Bryant Hill	R50 Public Works Operations Manager
R41 Mike Weigel	R51 Senior Equipment Mechanic
R42 Chuck Tucker	R52 Equipment Mechanic
R43	R53

V. MONITORING INDICATORS

IF MONITORING INDICATES A POSSIBLE UNAUTHORIZED RELEASE, STEPS TO VERIFY THE RELEASE WILL BE MADE AS FOLLOWS: R60
☑ Additional system testing or data collection ☑ Inspection by qualified persons ☑ Recalibration of equipment ☑ Other (specify):

Inspect sumps and secondary containments for presence of liquid, remove and dispose of any liquid as hazardous waste.

UST Response Plan – Instructions

Complete one UST Response Plan for each UST facility. This form must be submitted with your initial UST Operating Permit Application and within 30 days of changes in the information it contains. It supplements the Emergency Response Plans and Procedures in the facility's Hazardous Materials Business Plan. (Note: Numbering of these instructions follows the data element numbers on the form.)

R01. TYPE OF ACTION – Check the appropriate box to indicate why this plan is being submitted.

1. FACILITY ID NUMBER – This space is for agency use only and is the same as UPF (Unified Program Facility) Permit #.

R02. BUSINESS NAME – Enter the complete Facility Name.

R03. BUSINESS SITE ADDRESS – Enter the street address where the facility is located, including building number, if applicable. Post office box numbers are not acceptable. This information must provide a means to locate the facility geographically.

R04. CITY – Enter the city or unincorporated area in which the facility is located.

R05. ZIP CODE – Enter the zip code of business site. The zip + 4 may also be added.

R10. EQUIPMENT – If you have spill control or clean-up equipment kept off-site, list that equipment in sections R10 through R15. If no equipment is kept off-site, leave this section blank.

R20. LOCATION – If you have spill control or clean-up equipment kept off-site, list the equipment location(s) sections R20 through R25. If no equipment is kept off-site, leave this section blank.

R30. AVAILABILITY – If you have spill control or clean-up equipment kept off-site, list the equipment availability in sections R30 through R35. If no equipment is kept off-site, leave this section blank.

R40. NAME – At least one person responsible for authorizing any work necessary under this UST Response Plan must be identified. Use sections R40 through R43 to list the name(s) of the responsible person(s).

R50. TITLE – At least one person responsible for authorizing any work necessary under this UST Response Plan must be identified. Use sections R50 through R53 to list the job title(s) of the responsible person(s).

R60. MONITORING INDICATORS Briefly describe the steps that will be taken to verify the presence or absence of a release if the tank monitoring system indicates the possibility of a release.

OWNER/OPERATOR SIGNATURE – The owner/operator shall sign in the space provided. This signature certifies that the signer believes that all information submitted is true, accurate, and complete.

R70. DATE – Enter the date the plan was signed.

R71. OWNER/OPERATOR NAME – Print or type the name of the person signing the plan.

R72. OWNER/OPERATOR TITLE – Enter the title of the person signing the plan.

COUNTY OF SAN DIEGO CUPA
DEPARTMENT OF ENVIRONMENTAL HEALTH
HAZARDOUS MATERIALS DIVISION
P.O. BOX 129261, SAN DIEGO, CA 92112-9261
(858) 505-6880 FAX (858) 505-6848
http://www.sdcdeh.org
UNDERGROUND STORAGE TANK

RESPONSE PLAN – PAGE 2

(One form per facility)

VI. REPORTING AND RECORD KEEPING

We will report/record any overfill, spill, or unauthorized release from a UST system as indicated in this plan.

Recordable Releases: Any unauthorized release from primary containment which the UST operator is able to clean up within eight (8) hours after the release was detected or should reasonably have been detected, and which does not escape from secondary containment, does not increase the hazard of fire or explosion, and does not cause any deterioration of secondary containment, must be recorded in the facility's monitoring records. Monitoring records must include:

- The UST operator's name and telephone number;
- A list of the types, quantities, and concentrations of hazardous substances released;
- A description of the actions taken to control and clean up the release;
- The method and location of disposal of the released hazardous substances, and whether a hazardous waste manifest was or will be used;
- A description of actions taken to repair the UST and to prevent future releases;
- A description of the method used to reactivate interstitial monitoring after replacement or repair of primary containment.

Reportable Releases: Any overfill, spill, or unauthorized release which escapes from secondary containment (or primary containment if no secondary containment exists), increases the hazard of fire or explosion, or causes any deterioration of secondary containment, is a reportable release. Reportable releases are also recordable.

Within 24 hours after a reportable release has been detected, or should have been detected, we will notify the local agency administering the UST program of the release, investigate the release, and take immediate measures to stop the release. If necessary, or if required by the local agency, remaining stored product/waste will be removed from the UST to prevent further releases or facilitate corrective action. If an emergency exists, we will notify the State Office of Emergency Services.

Within five (5) working days of a reportable release, we will submit to the local agency a full written report containing all of the following information to the extent that the information is known at the time of filing the report:

- The UST owner's or operator's name and telephone number;
- A list of the types, quantities, and concentrations of hazardous materials released;
- The approximate date of the release;
- The date on which the release was discovered;
- The date on which the release was stopped;
- A description of actions taken to control and/or stop the release;
- A description of corrective and remedial actions, including investigations which were undertaken and will be conducted to determine the nature and extent of soil, ground water or surface water contamination due to the release;
- The method(s) of cleanup implemented to date, proposed cleanup actions, and a schedule for implementing the proposed actions;
- The method(s) and location(s) of disposal of released hazardous materials and any contaminated soils, groundwater, or surface water;
- Copies of any hazardous waste manifests used for off-site transport of hazardous wastes associated with clean-up activity;
- A description of proposed methods for any repair or replacement of UST system primary/secondary containment systems;
- A description of additional actions taken to prevent future releases.

We will follow the reporting procedures described above if any of the following conditions occur:

- A recordable unauthorized release can not be cleaned up or is still under investigation within eight (8) hours of detection;
- Released hazardous substances are discovered at the UST site or in the surrounding area;
- Unusual operating conditions are observed, including erratic behavior of product dispensing equipment, sudden loss of product, or the unexplained presence of water in the tank, unless system equipment is found to be defective and is immediately repaired or replaced, and no leak has occurred;
- Monitoring results from UST system monitoring equipment/methods indicate that a release may have occurred, unless the monitoring equipment is found to be defective and is immediately repaired, recalibrated, or replaced, and additional monitoring does not confirm the initial results.

Record Retention: Monitoring records and written reports of unauthorized releases must be maintained on-site for at least 3 years. Hazardous waste shipping/disposal records (e.g., manifests) must be maintained for at least 3 years from the date of shipment.

VII. OWNER/OPERATOR SIGNATURE

CERTIFICATION: I certify that the information provided herein is true and accurate to the best of my knowledge.

OWNER/OPERATOR SIGNATURE	DATE R70
City of Poway / Bryant Hill	03/07/2018
OWNER/OPERATOR NAME (print) R71	**OWNER/OPERATOR TITLE R72**
BRYANT HILL	PUBLIC WORKS OPERATIONS MANAGER

(Agency Use Only) This plan has been reviewed and is: ☐ Approved ☐ Approved With Conditions* ☐ Disapproved

Local Agency Signature: Date: / /

**Conditions of approval (if any):*

COUNTY OF SAN DIEGO CUPA
DEPARTMENT OF ENVIRONMENTAL HEALTH
HAZARDOUS MATERIALS DIVISION
P.O. BOX 129261, SAN DIEGO, CA 92112-9261
(858) 505-6880 FAX (858) 505-6848
http://www.sdcdeh.org

UNDERGROUND STORAGE TANK

RESPONSE PLAN – PAGE 1

(One form per facility)

TYPE OF ACTION ☑ 1. NEW PLAN ☐ 2. CHANGE OF INFORMATION R01

I. FACILITY INFORMATION

FACILITY ID # (Agency Use Only) 3 7 – 0 0 0 – 1 0 5 3 9 7 1

BUSINESS NAME (Same as FACILITY NAME or DBA – Doing Business As) R02
City of Poway Public Works Dept.

BUSINESS SITE ADDRESS R03	CITY R04		ZIP CODE R05
14415 Lake Poway Rd.	Poway	CA	92064

II. SPILL CONTROL AND CLEANUP METHODS

This plan addresses unauthorized releases from UST systems and supplements the emergency response plans and procedures in the facility's Hazardous Materials Business Plan.

- If safe to do so, facility personnel will take immediate measures to control or stop any release (e.g., activate pump shut-off, etc.) and, if necessary, safely remove remaining hazardous material from the UST system.
- Any release to secondary containment will be pumped or otherwise removed within 24 hours of discovery. Recovered hazardous materials, unless suitable for their intended use, will be managed as hazardous waste.
- Absorbent material will be used to contain and clean up manageable spills of hazardous materials. Absorbent material which has become too saturated to be effective or which is no longer intended for use will be managed as hazardous waste unless a waste determination in accordance with 22 CCR §66262.11 finds that it is non-hazardous. Used absorbent material, reusable or waste, will be stored in a properly labeled and sealed container. Waste material shall be disposed appropriately.
- Facility personnel will determine whether any water removed from secondary containment systems, or from clean-up activity, has been in contact with any hazardous material. If the water is contaminated, it will be managed as hazardous waste unless a waste determination in accordance with 22 CCR §66262.11 finds that it is non-hazardous. If the water has a petroleum sheen (i.e., rainbow colors), it is contaminated. A thick floating petroleum layer may not necessarily display rainbow colors. Water (hazardous or non-hazardous) from sumps, spill containers, etc. will not be disposed to storm water systems.
- We will review secondary containment systems for possible deterioration if any of the following conditions occur:
  1. Hazardous material in contact with secondary containment is not compatible with the material used for secondary containment;
  2. Secondary containment is prone to damage from any equipment used to remove or clean up hazardous material collected in secondary containment;
  3. Hazardous material, other than the product/waste stored in the primary containment system, is placed inside secondary containment to treat or neutralize released product/waste, and the added material or resulting material form such a combination is not compatible with secondary containment.

III. SPILL CONTROL AND CLEAN-UP EQUIPMENT

PERIODIC MAINTENANCE: Spill control and clean-up equipment kept permanently on-site is listed in the facility's Hazardous Materials Business Plan. This equipment is inspected at least monthly, and after each use, supplies are replenished as needed. Defective equipment is repaired or replaced as necessary.

EQUIPMENT NOT PERMANENTLY ON-SITE, BUT AVAILABLE FOR USE IF NEEDED: (Complete only if applicable)

EQUIPMENT	LOCATION	AVAILABILITY
R10 NA all equipment is on site	R20	R30
R11	R21	R31
R12	R22	R32
R13	R23	R33
R14	R24	R34
R15	R25	R35

IV. RESPONSIBLE PERSONS

THE FOLLOWING PERSON(S) IS/ARE RESPONSIBLE FOR AUTHORIZING ANY WORK NECESSARY UNDER THIS RESPONSE PLAN:

NAME	TITLE
R40 Bryant Hill	R50 Public Works Operations Manager
R41 Mike Weigel	R51 Senior Equipment Mechanic
R42 Chuck Tucker	R52 Equipment Mechanic
R43	R53

V. MONITORING INDICATORS

IF MONITORING INDICATES A POSSIBLE UNAUTHORIZED RELEASE, STEPS TO VERIFY THE RELEASE WILL BE MADE AS FOLLOWS: R60
☑ Additional system testing or data collection ☑ Inspection by qualified persons ☑ Recalibration of equipment ☑ Other (specify):

Inspect sumps and secondary containments for presence of liquid, remove and dispose of any liquid as hazardous waste.

UST Response Plan – Instructions

Complete one UST Response Plan for each UST facility. This form must be submitted with your initial UST Operating Permit Application and within 30 days of changes in the information it contains. It supplements the Emergency Response Plans and Procedures in the facility's Hazardous Materials Business Plan. (Note: Numbering of these instructions follows the data element numbers on the form.)

R01. TYPE OF ACTION – Check the appropriate box to indicate why this plan is being submitted.

1. FACILITY ID NUMBER – This space is for agency use only and is the same as UPF (Unified Program Facility) Permit #.

R02. BUSINESS NAME – Enter the complete Facility Name.

R03. BUSINESS SITE ADDRESS – Enter the street address where the facility is located, including building number, if applicable. Post office box numbers are not acceptable. This information must provide a means to locate the facility geographically.

R04. CITY – Enter the city or unincorporated area in which the facility is located.

R05. ZIP CODE – Enter the zip code of business site. The zip + 4 may also be added.

R10. EQUIPMENT – If you have spill control or clean-up equipment kept off-site, list that equipment in sections R10 through R15. If no equipment is kept off-site, leave this section blank.

R20. LOCATION – If you have spill control or clean-up equipment kept off-site, list the equipment location(s) sections R20 through R25. If no equipment is kept off-site, leave this section blank.

R30. AVAILABILITY – If you have spill control or clean-up equipment kept off-site, list the equipment availability in sections R30 through R35. If no equipment is kept off-site, leave this section blank.

R40. NAME – At least one person responsible for authorizing any work necessary under this UST Response Plan must be identified. Use sections R40 through R43 to list the name(s) of the responsible person(s).

R50. TITLE – At least one person responsible for authorizing any work necessary under this UST Response Plan must be identified. Use sections R50 through R53 to list the job title(s) of the responsible person(s).

R60. MONITORING INDICATORS Briefly describe the steps that will be taken to verify the presence or absence of a release if the tank monitoring system indicates the possibility of a release.

OWNER/OPERATOR SIGNATURE – The owner/operator shall sign in the space provided. This signature certifies that the signer believes that all information submitted is true, accurate, and complete.

R70. DATE – Enter the date the plan was signed.

R71. OWNER/OPERATOR NAME – Print or type the name of the person signing the plan.

R72. OWNER/OPERATOR TITLE – Enter the title of the person signing the plan.

COUNTY OF SAN DIEGO CUPA
DEPARTMENT OF ENVIRONMENTAL HEALTH
HAZARDOUS MATERIALS DIVISION
P.O. BOX 129261, SAN DIEGO, CA 92112-9261
(858) 505-6880 FAX (858) 505-6848
http://www.sdcdeh.org
UNDERGROUND STORAGE TANK

RESPONSE PLAN – PAGE 2

(One form per facility)

VI. REPORTING AND RECORD KEEPING

We will report/record any overfill, spill, or unauthorized release from a UST system as indicated in this plan.

Recordable Releases: Any unauthorized release from primary containment which the UST operator is able to clean up within eight (8) hours after the release was detected or should reasonably have been detected, and which does not escape from secondary containment, does not increase the hazard of fire or explosion, and does not cause any deterioration of secondary containment, must be recorded in the facility's monitoring records. Monitoring records must include:

- The UST operator's name and telephone number;
- A list of the types, quantities, and concentrations of hazardous substances released;
- A description of the actions taken to control and clean up the release;
- The method and location of disposal of the released hazardous substances, and whether a hazardous waste manifest was or will be used;
- A description of actions taken to repair the UST and to prevent future releases;
- A description of the method used to reactivate interstitial monitoring after replacement or repair of primary containment.

Reportable Releases: Any overfill, spill, or unauthorized release which escapes from secondary containment (or primary containment if no secondary containment exists), increases the hazard of fire or explosion, or causes any deterioration of secondary containment, is a reportable release. Reportable releases are also recordable.

Within 24 hours after a reportable release has been detected, or should have been detected, we will notify the local agency administering the UST program of the release, investigate the release, and take immediate measures to stop the release. If necessary, or if required by the local agency, remaining stored product/waste will be removed from the UST to prevent further releases or facilitate corrective action. If an emergency exists, we will notify the State Office of Emergency Services.

Within five (5) working days of a reportable release, we will submit to the local agency a full written report containing all of the following information to the extent that the information is known at the time of filing the report:

- The UST owner's or operator's name and telephone number;
- A list of the types, quantities, and concentrations of hazardous materials released;
- The approximate date of the release;
- The date on which the release was discovered;
- The date on which the release was stopped;
- A description of actions taken to control and/or stop the release;
- A description of corrective and remedial actions, including investigations which were undertaken and will be conducted to determine the nature and extent of soil, ground water or surface water contamination due to the release;
- The method(s) of cleanup implemented to date, proposed cleanup actions, and a schedule for implementing the proposed actions;
- The method(s) and location(s) of disposal of released hazardous materials and any contaminated soils, groundwater, or surface water;
- Copies of any hazardous waste manifests used for off-site transport of hazardous wastes associated with clean-up activity;
- A description of proposed methods for any repair or replacement of UST system primary/secondary containment systems;
- A description of additional actions taken to prevent future releases.

We will follow the reporting procedures described above if any of the following conditions occur:

- A recordable unauthorized release can not be cleaned up or is still under investigation within eight (8) hours of detection;
- Released hazardous substances are discovered at the UST site or in the surrounding area;
- Unusual operating conditions are observed, including erratic behavior of product dispensing equipment, sudden loss of product, or the unexplained presence of water in the tank, unless system equipment is found to be defective and is immediately repaired or replaced, and no leak has occurred;
- Monitoring results from UST system monitoring equipment/methods indicate that a release may have occurred, unless the monitoring equipment is found to be defective and is immediately repaired, recalibrated, or replaced, and additional monitoring does not confirm the initial results.

Record Retention: Monitoring records and written reports of unauthorized releases must be maintained on-site for at least 3 years. Hazardous waste shipping/disposal records (e.g., manifests) must be maintained for at least 3 years from the date of shipment.

VII. OWNER/OPERATOR SIGNATURE

CERTIFICATION: I certify that the information provided herein is true and accurate to the best of my knowledge.

OWNER/OPERATOR SIGNATURE	DATE R70
City of Poway / Bryant Hill	03/07/2018
OWNER/OPERATOR NAME (print) R71	**OWNER/OPERATOR TITLE R72**
BRYANT HILL	PUBLIC WORKS OPERATIONS MANAGER

(Agency Use Only) This plan has been reviewed and is: ☐ Approved ☐ Approved With Conditions* ☐ Disapproved

Local Agency Signature: Date: / /

**Conditions of approval (if any):*

UNDERGROUND STORAGE TANK
DESIGNATED UNDERGROUND STORAGE TANK OPERATOR IDENTIFICATION FORM (Page 1 of 1)

Every underground storage tank (UST) facility must have at least one designated UST operator. A copy of this completed form must be electronically submitted via either the California Environmental Reporting System (CERS) or an equivalent local Unified Program Agency electronic reporting portal within 30 days of: 1) an installation of a UST; 2) a change in owner or operator of the UST; or 3) an addition or change of an individual performing designated UST operator inspections or facility employee training at this facility. [California Code of Regulations, Title 23, Division 3, Chapter 16, Section 2715(a).]

Type of Action ☐ New UST Installation ☐ Change of Owner or Operator ☒ New or Change of Designated UST Operator

I. FACILITY INFORMATION

Business Name *(Same as Facility Name or DBA-Doing Business As)*	CERS ID
City of Poway	10374250

Business Site Address	City	ZIP Code
14415 Lake Poway Road	Poway	92064

The individual(s) listed below will conduct and document the facility inspections and facility employee training for the facility listed above in accordance with California Code of Regulations, Title 23, Division 3, Chapter 16, Sections 2715(c) and 2716.

II. DESIGNATED UNDERGROUND STORAGE TANK OPERATOR(S) INFORMATION

Name of Designated UST Operator *(Print as shown on the ICC certification.)*	ICC Certification #
Luis Carrillo	8918146-UC
Mailing Address	**Phone #**
14415 Lake Poway Road, Poway, CA 92064	(858) 668-4745
Name of Designated UST Operator *(Print as shown on the ICC certification.)*	ICC Certification #
Mailing Address	Phone #
Name of Designated UST Operator *(Print as shown on the ICC certification.)*	ICC Certification #
Mailing Address	Phone #
Name of Designated UST Operator *(Print as shown on the ICC certification.)*	ICC Certification #
Mailing Address	Phone #
Name of Designated UST Operator *(Print as shown on the ICC certification.)*	ICC Certification #
Mailing Address	Phone #
Name of Designated UST Operator *(Print as shown on the ICC certification.)*	ICC Certification #
Mailing Address	Phone #
Name of Designated UST Operator *(Print as shown on the ICC certification.)*	ICC Certification #
Mailing Address	Phone #
Name of Designated UST Operator *(Print as shown on the ICC certification.)*	ICC Certification #
Mailing Address	Phone #
Name of Designated UST Operator *(Print as shown on the ICC certification.)*	ICC Certification #
Mailing Address	Phone #
Name of Designated UST Operator *(Print as shown on the ICC certification.)*	ICC Certification #
Mailing Address	Phone #
Name of Designated UST Operator *(Print as shown on the ICC certification.)*	ICC Certification #
Mailing Address	Phone #

Attach additional page(s) containing all the information in section II if more alternates are used.

ID = Identification, ICC = International Code Council

UNDERGROUND STORAGE TANK MONITORING SYSTEM CERTIFICATION

Permit Number:

UST Monitoring Site Plan

Site Address: 14415 Lake Poway Road, Poway, CA 92064

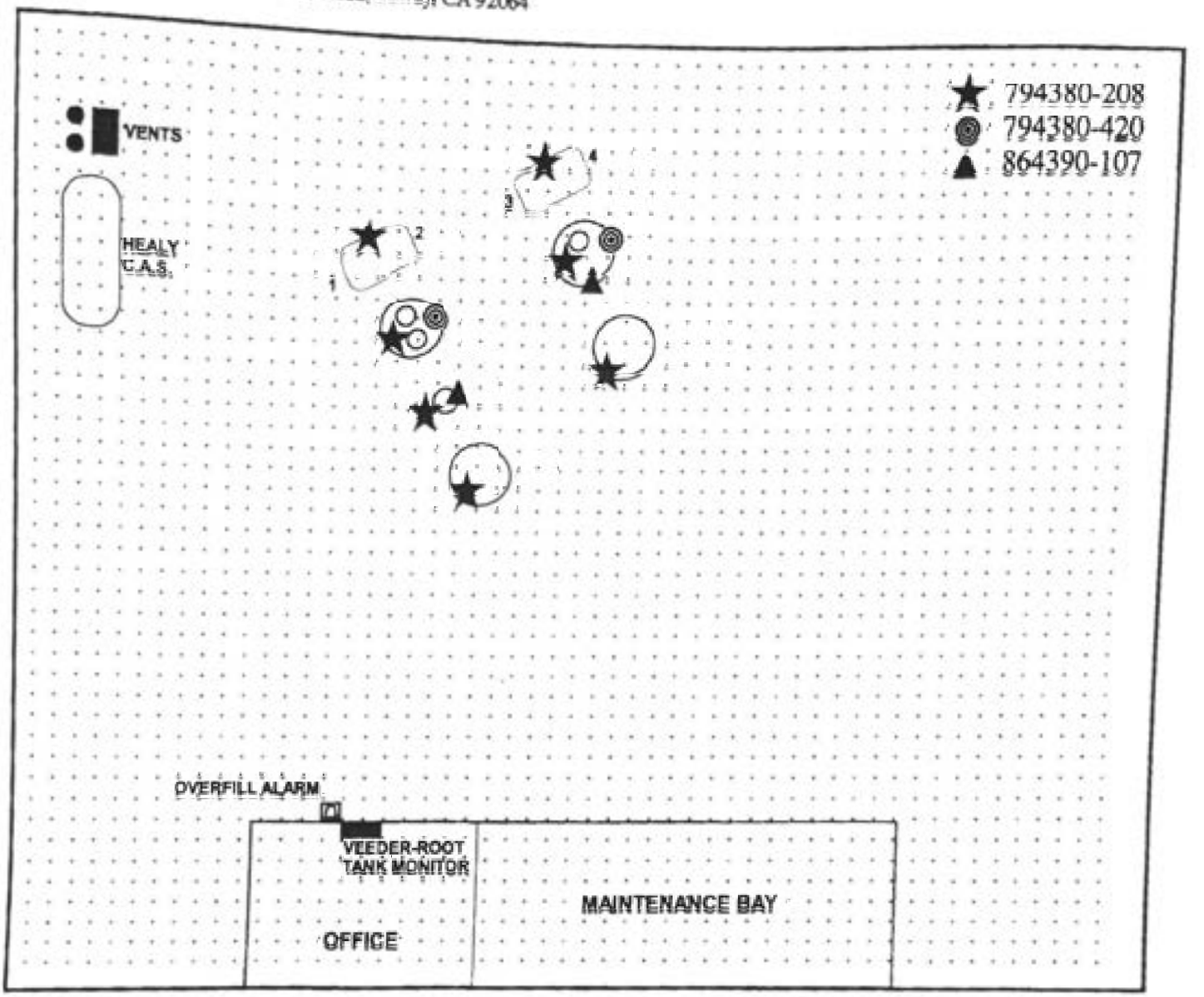

Date map was drawn: 3-Mar-17

Instructions

If you already have a diagram that shows all required information, you may include it, rather than this page, with your Monitoring System Certification. On your site plan, show the general layout of tanks and piping. Clearly identify locations of the following equipment, if installed: monitoring system control panels; sensors monitoring tank annular spaces, sumps, dispenser pans, spill containers, or other secondary containment areas; mechanical or electronic line leak detectors; and in-tank liquid level probes (if used for leak detection). In the space provided, note the date this Site Plan was prepared.

State of California
State Water Resources Control Board
Division of Financial Assistance
P.O. Box 944212
Sacramento, CA 94244-2121
(Instructions on reverse side)

For State Use Only

CERTIFICATION OF FINANCIAL RESPONSIBILITY

FOR UNDERGROUND STORAGE TANKS CONTAINING PETROLEUM

A. I am required to demonstrate Financial Responsibility in the required amounts as specified in California Code of Regulations (CCR), Title 23, Division 3, Chapter 18, Section 2807,

☒ 500,000 dollars per occurrence or ☐ 1 million dollars per occurrence AND ☒ 1 million dollars annual aggregate or ☐ 2 million dollars annual aggregate

B. City of Poway *(Name of Tank Owner or Operator)* *hereby certifies that it is in compliance with the requirements of Section 2807, California Code of Regulations, Title 23, Division 3, Chapter 18, Article 3, Section 2807. The mechanisms used to demonstrate financial responsibility as required by Section 2807 are as follows:*

C. Mechanism Type	Name and Address of Issuer	Mechanism Number	Coverage Amount	Coverage Period	Corrective Action	Third Party Comp
Liberty Surplus Insurance Corporation - Financial Assurance	Liberty Surplus Insurance Corp 175 Berkeley St, Boston, MA 02216 - Ph (617) 357-9500	IRONTX00903272 Term: 7/01/19 to 7/01/20	$1,000,000 per Occurrence and Annual Aggregate	07/01/19 - 07/01/20	Yes	Yes

Note:

Note: If you are using the State Fund as any part of your demonstration of financial responsibility, your execution and submission of this certification also certifies that you are in compliance and shall maintain compliance with all conditions for participation in the Fund. See instructions.

D. Facility Name	Facility Address
City of Poway/Public Works Department, Fleet Maint.	14415 Lake Poway Road, Poway, CA 92064
Facility Name	Facility Address
Facility Name	Facility Address

E. Signature of Tank Owner or Operator / Date	Name and Title of Tank Owner or Operator
Luis Carrillo 8/6/19	Luis Carrillo, Fleet Maintenance Supervisor
Signature of Witness or Notary / Date	**Name of Witness or Notary**
8/6/19	Amelia Dominguez, Administrative Assistant III

CFR (Revised 11/08) FILE: Original - Local Agency Copies - Facility/Site(s)

CERTIFICATE OF LIABILITY INSURANCE

DATE (MM/DD/YYYY): 07/05/2019

THIS CERTIFICATE IS ISSUED AS A MATTER OF INFORMATION ONLY AND CONFERS NO RIGHTS UPON THE CERTIFICATE HOLDER. THIS CERTIFICATE DOES NOT AFFIRMATIVELY OR NEGATIVELY AMEND, EXTEND OR ALTER THE COVERAGE AFFORDED BY THE POLICIES BELOW. THIS CERTIFICATE OF INSURANCE DOES NOT CONSTITUTE A CONTRACT BETWEEN THE ISSUING INSURER(S), AUTHORIZED REPRESENTATIVE OR PRODUCER, AND THE CERTIFICATE HOLDER.

WIMPORTANT: If the certificate holder is an ADDITIONAL INSURED, the policy(ies) must be endorsed. If SUBROGATION IS WAIVED, subject to the terms and conditions of the policy, certain policies may require an endorsement. A statement on this certificate does not confer rights to the certificate holder in lieu of such endorsement(s).

PRODUCER	CONTACT NAME:	
ALLIANT INSURANCE SERVICES, INC. P.O. Box 6450 Newport Beach, CA 92658-6450 Ph (949) 756-0271 • Fax (949) 756-2713 • License No. 0C36861	PHONE (A/C, No. Ext):	FAX (A/C, No:)
	E-MAIL ADDRESS:	
	PRODUCER CUSTOMER ID #:	

INSURED:	INSURER(S) AFFORDING COVERAGE	NAIC #
California JPIA Additional Named Insured City of Poway P.O. Box 789 Poway, CA 92064-0789	INSURER A: LIBERTY SURPLUS INSURANCE CORP	
	INSURER B:	
	INSURER C:	
	INSURER D:	
	INSURER E:	
	INSURER F:	

COVERAGES: **CERTIFICATE NUMBER:** **REVISION NUMBER:**

THIS IS TO CERTIFY THAT THE POLICIES OF INSURANCE LISTED BELOW HAVE BEEN ISSUED TO THE INSURED NAMED ABOVE FOR THE POLICY PERIOD INDICATED. NOTWITHSTANDING ANY REQUIREMENT, TERM OR CONDITION OF ANY CONTRACT OR OTHER DOCUMENT WITH RESPECT TO WHICH THIS CERTIFICATE MAY BE ISSUED OR MAY PERTAIN, THE INSURANCE AFFORDED BY THE POLICIES DESCRIBED HEREIN IS SUBJECT TO ALL THE TERMS, EXCLUSIONS AND CONDITIONS OF SUCH POLICIES. LIMITS SHOWN MAY HAVE BEEN REDUCED BY PAID CLAIMS.

INSR LTR	TYPE OF INSURANCE	ADDL INSR	SUBR WVD	POLICY NUMBER	POLICY EFF (MM/DD/YY)	POLICY EXP (MM/DD/YY)	LIMITS	
	GENERAL LIABILITY						EACH OCCURRENCE	
	COMMERCIAL GENERAL LIABILITY						DAMAGE TO RENTED PREMISES (Ea Occurrence)	
	CLAIMS MADE / OCCUR						MED EXP (Any one person)	
							PERSONAL & ADV INJURY	
	GEN'L AGGREGATE LIMIT APPLIES PER:						GENERAL AGGREGATE	
	POLICY / PRO-JECT / LOC						PRODUCTS-COMP/OP AGG.	
	AUTOMOBILE LIABILITY						COMBINED SINGLE LIMIT (Ea Accident)	
	ANY AUTO						BODILY INJURY (Per person)	
	ALL OWNED AUTOS						BODILY INJURY (Per accident)	
	SCHEDULED AUTOS						PROPERTY DAMAGE (Per Accident)	
	HIRED AUTOS							
	NON-OWNED AUTOS							
	UMBRELLA LIAB / OCCUR						EACH OCCURRENCE	
	EXCESS LIAB / CLAIMS MADE						AGGREGATE	
	DEDUCTIBLE							
	RETENTION:							
	WORKERS COMPENSATION AND EMPLOYERS LIABILITY Y/N						WC STATU-TORY LIMITS / OTH-ER	
	ANY PROPRIETORY/PARTNER / EXECUTIVE OFFICER / MEMBER EXCLUDED? (MANDATORY IN NH)						E.L. EACH ACCIDENT	
	IF YES, DESCRIBE UNDER DESCRIPTION OF OPERATIONS BELOW						E.L. DISEASE - EA EMPLOYEE	
							E.L. DISEASE - POLICY LIMIT	
A	OTHER Storage Tank Third Party Liability			IRONTX00903272	07/01/19	07/01/20	$ 1,000,000 Each Incident Limit $ 1,000,000 Aggregate Limit Per Policy Period $ 1,000,000 Aggregate Claims Expense Limit $ Varies Deductible as per schedule	

DESCRIPTION OF OPERATIONS/LOCATIONS/VEHICLES (Attach Acord 101, Additional Remarks Schedules, if more space is required)

Evidence of Storage Tank Third Party Liability Corrective Action and Cleanup
Corrective action or loss that you become legally obligated to pay as a result of a claim for bodily injury, property damage or corrective action as a result of contamination that originates from an underground storage tank scheduled in the policy

CERTIFICATE HOLDER

Evidence of Insurance
c/o City of Poway
P.O. Box 789
Poway, CA 92064-0789

CANCELLATION

SHOULD ANY OF THE ABOVE DESCRIBED POLICIES BE CANCELLED BEFORE THE EXPIRATION DATE THEREOF, NOTICE WILL BE DELIVERED IN ACCORDANCE WITH THE POLICY PROVISIONS.

AUTHORIZED REPRESENTATIVE



© 1988-2010 ACORD CORPORATION. All rights reserved.

UNDERGROUND STORAGE TANK
STATEMENT OF UNDERSTANDING AND COMPLIANCE FORM (Page 1 of 1)

Every underground storage tank (UST) facility must submit a one-time statement indicating that the owner or operator understands and is in compliance with all applicable UST requirements. A copy of this completed form must be submitted via either the California Environmental Reporting System (CERS) or an equivalent local Unified Program Agency electronic reporting portal within 30 days of: 1) an installation of a UST; or 2) a change in owner or operator of the UST, as applicable. [California Code of Regulations, Title 23, Division 3, Chapter 16, Section 2715(a).]

Type of Action ☐ New Installation ☐ Change of Ownership ☐ Change of Operator

I. FACILITY INFORMATION

Business Name *(Same as Facility Name or DBA-Doing Business As)*	CERS ID
City of Poway Public Works Department	10374337

Business Site Address	City	ZIP Code
14415 Lake Poway Rd.	Poway	92064

II. OWNER / OPERATOR INFORMATION

Relationship to Underground Storage Tank(s) ☐ Owner ☒ Operator

UST Owner / Operator Name	Phone #
Bryant Hill	(858) 668-4722

Mailing Address	City	State	ZIP Code
14415 Lake Poway Rd.	Poway	CA	92064

III. CERTIFICATION BY OWNER / OPERATOR OF UNDERSTANDING AND COMPLIANCE

I hereby certify that I understand the underground storage tank requirements of Health and Safety Code, Division 20, Chapter 6.7, California Code of Regulations; Title 23, Division 3, Chapter 16; and any applicable local underground storage tank ordinances and that the facility identified above is in compliance with all applicable underground storage tank requirements.

UST Owner / Operator Signature	Date
Bryant Hill	1/31/19

ID = Identification

COUNTY OF SAN DIEGO

UPFP INSPECTION CHECKLIST

INSPECTION DATE: **03/19/2020**
RECORD ID #: **DEH2002-HUPFP-105397**
TIME START: **8:00 AM** END: **11:50 AM**
SPECIALIST: **Anthony Ayala**
INSPECTION CONTACT: **Luis Carrillo**
TITLE: **Fleet Maintenance Supervisor**
PHONE: **(858) 668-4756**
E-MAIL: **lcarrillo@poway.org**

FACILITY NAME: **CITY OF POWAY FLEET MAINTENANCE**
ADDRESS: **14415 LAKE POWAY RD**
CITY/ZIP: **POWAY** /**92064**

FACILITY REFERENCE DATA

ACCELA

RECORD STATUS: Permit Renewed
PERMIT EXPIRATION DATE: 02/28/2021
BALANCE DUE: $0.00
INSPECTOR: Anthony Ayala
INSPECTION TYPE: Routine
INSPECTION STATUS: Complete

CERS

EPA ID NUMBER: CAL000036102
FACILITY CERS ID NUMBER: 10374337
CERS LEAD USER: Scott Storms
LAST CERS SUBMITTAL DATE: 03/26/2019
ENVIRONMENTAL CONTACT EMAIL: bhill@poway.org
ENVIRONMENTAL CONTACT PHONE: 858-668-4722

FACILITY INFORMATION

	YES	NO		YES	NO
INACTIVATION INSPECTION:	☐	☒	HAZARDOUS MATERIALS:	☒	☐
CHANGE OF OWNER:	☐	☒	HAZARDOUS WASTE:	☒	☐
CHANGE IN BUSINESS TYPE:	☐	☒	ABOVEGROUND PETROLEUM STORAGE ACT:*	☐	☒
BUSINESS TYPE: UST - Retail Site - No Repair Service			TOTAL SHELL CAPACITY APSA:		0
ISSUE INITIAL INVOICE:	☐	☒	UNDERGROUND STORAGE TANK:	☒	☐
ASSESS NON-NOTIFICATION FEE:	☐	☒	CALARP PROGRAM (CERS):	☐	☒
ASSESS RE-INSPECTION FEE:	☐	☒	CALARP PROGRAM LEVEL: 1 2 3 **N/A**		
FACILITY SUBJECT TO BASE FEE:	☒	☐	MEDICAL WASTE:	☐	☒
FACILITY SUBJECT TO CUPA FEE:	☒	☐	MW FACILITY GENERATING OVER 200 LBS PER MONTH:	☐	☒
UPDATE FACILITY ADDRESS IN AA:	☐	☒	EPIC PARTICIPANT:	☐	☒
BUSINESS CLOSE DATE:			NUMBER OF TLV GASES AT THE FACILITY:		0

HW GENERATOR STATUS : LQG | **SQG** | CESQG | RCRA LQG | N/A

TIERED PERMIT LEVEL(S) : CESQT | CESW | CE-L | CE-CL | HHW | PBR | CA | **N/A**

PRIMARY BILLING CODE: Not Applicable
SECONDARY BILLING CODE: Not Applicable
TERTIARY BILLING CODE: Not Applicable

INSPECTION SCOPE:*

HAZARDOUS MATERIALS: **GEN HAZMAT** | **APSA** | **UST**
HAZARDOUS WASTE: **SQG** | **LQG**
MEDICAL WASTE: **SQG** | **SQG - TREATS** | **LQG** | **LQG - ABBREVIATED** | **LQG - TREATS**
CALARP: **1** | **2** | **3**
TIERED PERMITTING: **CESQT** | **CESW** | **CE-L** | **CE-CL** | **CA** | **PBR** | **HHW**

CONSENT TO CONDUCT INSPECTION GRANTED BY: INSPECTION CONTACT ☐ NAME: Luis Carrillo TITLE: Fleet Maintenance Superviso

REMOVE BLANK CHECKLISTS FROM FINAL INSPECTION REPORT ☐ REFUSED TO SIGN ☐

TIME ACCOUNTING (Routine) **TOTAL TIME ENTERED: 4.5**

Date	Time	Group	Type
03/19/2020	1	HMD Inspection	Report Writing - Record
03/19/2020	0.7	HMD Inspection	Travel Time - Record
03/19/2020	0.5	HMD Inspection	HM/HW - Record
03/19/2020	2.3	HMD Inspection	UST - Record

COUNTY OF SAN DIEGO

UPFP INSPECTION CHECKLIST

FACILITY NAME: **CITY OF POWAY FLEET MAINTENANCE**
ADDRESS: **14415 LAKE POWAY RD**
CITY/ZIP: **POWAY** /**92064**

INSPECTION DATE: **03/19/2020**
RECORD ID #: **DEH2002-HUPFP-105397**
TIME START: **8:00 AM** END: **11:50 AM**
SPECIALIST: **Anthony Ayala**
INSPECTION CONTACT: **Luis Carrillo**
TITLE: **Fleet Maintenance Supervisor**
PHONE: **(858) 668-4756**
E-MAIL: **lcarrillo@poway.org**

INSPECTION REPORT EMAILS:

Anthony.Ayala@sdcounty.ca.gov

RECORD COMMENT:

Routine inspection conducted on 3/19/20. Inspection scope included UST, HMBP, & Hazwaste. AMC and spill bucket test witnessed.

COUNTY OF SAN DIEGO

COMPLIANCE INSPECTION REPORT

FACILITY NAME: **CITY OF POWAY FLEET MAINTENANCE**
ADDRESS: **14415 LAKE POWAY RD**
CITY/ZIP: **POWAY** /**92064**

INSPECTION DATE: **03/19/2020** PAGE **1** OF **9**
RECORD ID #: **DEH2002-HUPFP-105397**
TIME START: **8:00 AM** END: **11:50 AM**
SPECIALIST: **Anthony Ayala**
INSPECTION CONTACT: **Luis Carrillo**
TITLE: **Fleet Maintenance Supervisor**
PHONE: **(858) 668-4756**
E-MAIL: **lcarrillo@poway.org**

On the above date, the County inspected your facility under the authority of the California Health and Safety Code (H&SC), to determine compliance with applicable provisions of the H&SC, the California Code of Regulations (CCR), and the San Diego County Code of Regulatory Ordinances (SDCC). **This report serves as a Notice to Comply (H&SC 25187.8 & 25404.1.2) for any minor violations as defined in H&SC 25404 and 25117.6.** This report may contain both minor and more significant (Class II) violations. Minor violations do not include repeat violations or violations remaining uncorrected for more than 30 days (or as specified below). Minor violations do not include knowing, willful, intentional, or chronic violations; nor do they include violations showing a pattern of neglect or disregard. The remarks below are intended to provide guidance to correct any violations indicated on the attached violation report. You must submit a written response to this report within 30 days (or as specified below) demonstrating that all violations have been corrected or include a written notice of disagreement that clearly states the reason for any disputed violations. Prompt correction can protect you from penalties for a "minor violation". Penalties can be imposed for each day in violation for all other violations even if they are corrected promptly. However, correction within 30 days (or as specified below) will make a penalty less likely.

NOTE: Reinspection fees will be charged if additional inspections are required to determine compliance.

Yes	N/A		Yes	N/A	
☒	☐	Unified Program Facility Permit Current	☒	☐	Contingency Plan Available ☐ LQG ☒ SQG
☒	☐	Hazardous Materials Business Plan Available	☒	☐	Employee Training Records Available
☒	☐	Employee Training is Adequate	☒	☐	Universal Waste Managed Properly
☒	☐	Waste Disposal Records Available for Review	☒	☐	Waste Containers ☒ Closed ☒ Labeled
☒	☐	Emergency Contacts Current ☐ Updated today	☒	☐	Waste Containers in Good Condition
☒	☐	Chemical Inventory/Map Current ☒ Updated today			Permit Expires On 02/28/2021

CONSENT TO CONDUCT INSPECTION GRANTED BY: Luis Carrillo TITLE: Fleet Maintenance Supervisor

INTRODUCTION:

Routine Inspection

Today I conducted a routine compliance inspection at City of Poway Fleet Maintenance. On-site consent to conduct the inspection was granted by Luis Carillo (Fleet Maintenance Supervisor). I also witnessed an annual monitoring certification (AMC) for two underground storage tank systems conducted by Paul Westermeyer (ICC, Veeder Root, and VMI certifications were verified and current). The tanks are owned and operated by the City of Poway. This facility is a hub for municipal service/utility vehicles and heavy equipment/construction vehicles, and consists of office spaces, a primary maintenance shop, and a staging yard.

This facility currently requires a permit with the Hazardous Materials Division (HMD) for the following programs:
- Underground Storage Tank (UST)
- Hazardous Materials Business Plan (HMBP), for storing hazardous materials (including wastes) above reportable quantities (≥55 gal of a liquid, 500 lbs of a solid, and 200 cu.ft. of a gas).
- Hazardous Waste, for generating hazardous waste.

Inspection Scope for this visit: UST, HMBP, & Hazardous Waste

INSPECTION REMARKS:

UST

This facility operates two double walled USTs that store motor vehicle fuel (diesel and regular unleaded), utilizes a pressurized pump system, and is monitored by a Veeder Root TLS350 [software version 122.00].

The following UST records were available during the inspection: UST operating permit (expires 5/23/2023), Designated Operator (DO) notification & certification, 12 months of DO monthly reports, UST facility employee training certificates, most recent SB-989 test results (tested 6/14/17), Overfill Prevention Equipment Inspection form (tested 3/25/19), UST response plan, three years of AMC records, monitoring site plan, certification of financial responsibility, and documents/data submitted in the California Environmental Reporting System (CERS) (reviewed prior to today's inspection).

The following monitoring components/systems were tested and passed annual certification: 6 x 208 liquid sensors (fill sumps, turbine sumps, UDCs); 2 x 420 annular liquid sensors; overfill A/V alarm; fail safe/sensor out; mechanical line leak detectors.

HMBP and Hazardous Waste

I observed reportable amounts of new lubricating oil, compressed gases (oxygen and acetylene), motor vehicle fuel (diesel and regular unleaded), and liquid sanitizer.

Based on my observations and manifests reviewed, this facility generates hazardous waste in the form of, at least, used lubricating oil, fuel filters, asphalt emulsion, oily water, and antifreeze. This facility appears to be a Small Quantity Generator of hazardous waste (<1,000kg/month) at this time.

I also observed alternatively managed wastes in the form of spent alkaline/lithium ion batteries (universal waste) and crushed used metal oil filters. Bills of lading were available for review for these waste streams.

Further remarks

- The last AMC was conducted on 3/1/19, and spill container test on 3/25/19.
- The last SB-989 test was conducted on 6/14/17. The next test is due by 6/30/2020.
- This facility utilizes a flapper/flow restrictor valve as the primary overfill prevention method for both tanks. *The overfill prevention equipment inspection was not conducted before the federal deadline of October 13, 2018. The inspection was conducted on 3/25/19 with passing results. Be advised, the next overfill prevention equipment inspection is due by October 31, 2021.*

Submit today's annual monitoring certification and spill container test results to the HMD within 30 days.

Anthony Ayala | Environmental Health Specialist
County of San Diego, Dept. of Environmental Health
Hazardous Materials Division
5500 Overland Ave. San Diego, CA 92123
anthony.ayala@sdcounty.ca.gov
858.518.7382
M-F 7:30am-6pm

Report completed and emailed to facility.

Coronavirus Disease 2019 (COVID-19)
The County is working to protect the public's health and prevent the disease from spreading locally. You can take steps to protect and educate yourself and prepare in the event of a local outbreak by visiting the following website:
https://www.sandiegocounty.gov/content/sdc/hhsa/programs/phs/community_epidemiology/dc/2019-nCoV.html

Other Helpful Websites:
• For guidance documents on hazardous materials-related topics,
go to: http://www.sandiegocounty.gov/content/sdc/deh/hazmat/hmd_publications.html
• For information on the California Environmental Reporting System (CERS),
go to: http://www.sandiegocounty.gov/content/sdc/deh/hazmat/hmd_cers.html
• If you have questions on: permit fees, business plan requirements, or hazardous waste regulations,
go to: http://www.sandiegocounty.gov/content/sdc/deh/hazmat.html
• To find out the latest San Diego County News and receive updates, subscribe to our govdelivery emails:
https://public.govdelivery.com/accounts/CASAND/subscriber/new

If you have any questions regarding this inspection, please contact Anthony Ayala ,858-518-7382, Anthony.Ayala@sdcounty.ca.gov

INSPECTION PHOTOS
None

All regulated businesses are required by law to submit their Unified Program-related information and business updates online through the California Environmental Reporting System (CERS). For additional information about CERS, go to: http://www.sandiegocounty.gov/deh/hazmat/hmd_cers.html

PRINTED NAME OF FACILITY REPRESENTATIVE **Luis Carillo**	SIGNATURE		DATE SIGNED **03/19/2020**
TITLE OF FACILITY REPRESENTATIVE **Fleet Maintenance Supervisor**			

FACILITY NAME: * **CITY OF POWAY FLEET MAINTENANCE**

ADDRESS: * **14415 LAKE POWAY RD** CITY/ZIP: * **POWAY** **92064**

Each violation checked below is for the section(s) of the California Health and Safety Code (HSC), California Code of Regulations (CCR), or the San Diego County Code (SDCC) indicated in italics. Incorporated provisions of Title 40 of the Code of Federal regulations (CFR) are noted for reference. All violations must be corrected. Submit documentation of return to compliance to your Specialist. You may use the Corrective Action Form (HM-926) to document your return to compliance. Please call (858) 505-6880 or your Specialist if you have any questions. HMBP = Hazardous Materials Business Plan; CUPA = Certified Unified Program Agency; CERS = California Environmental Reporting System; SQG = Small Quantity Hazardous Waste Generator; LQG = Large Quantity Hazardous Waste Generator

HAZARDOUS MATERIALS REQUIREMENTS

#	VIOLATION DESCRIPTION
☐ 1010001	Failed to establish and implement a HMBP. HSC 25505(a) and 25507(a)
☐ 1010002	HMBP not submitted to the CUPA in CERS. HSC 25508(a)(1)(A); 27 CCR 15188(a),(b),(d)
☐ 1010003	Business Activities &/or Business Owner/Operator page not completed in CERS. 19 CCR 2652(a)(1); SDCC 68.904(b); HSC 25508(a)(1)(A)
☐ 1010004	Chemical inventory incomplete or not submitted in CERS. HSC 25505(a)(1); 25507(a); 25508.1(a-b); 19 CCR 2654 (a) or (d)
☐ 1010005	Site map not submitted in CERS or not sufficient. HSC 25505(a)(2); 25508.1(f); 19 CCR 2652(a)(3)
☐ 1010006	Failed to update HMBP in CERS within 30 days of a substantial change to any portion of the HMBP, including inventory changes or facility information. HSC 25508.1(a-f); 19 CCR 2654(d); SDCC 68.904(c)(6)
☐ 1010008	HMBP not certified annually as complete and accurate in CERS. HSC 25508(a)(1)(A), 25508.2, 19 CCR 2654(b)
☐ 1010010	Emergency response plan and procedures to mitigate a release or threatened release not adequate, not established or not submitted in CERS. HSC 25505(a)(3), 25508(a)(1)(A); 19 CCR 2658
☐ 1010011	Failure to notify property owner in writing that the business is subject to the HMBP program. HSC 25505.1
☐ 1010012	Failure to provide a copy of HMBP to the property owner within five working days upon request from property owner. HSC 25505.1
☐ 1010014	Failure to submit emergency response plan in CERS, when not meeting agricultural handler exemption. HSC 25507.1(a) and 25508(a)(1)(A); 19 CCR 2670, 2671
☐ 1010015	Failure to submit employee training plan in CERS, when not meeting agricultural handler exemption. HSC 25507.1(a) and 25508(a)(1)(A)
☐ 1010016	HMBP not established or submitted in CERS, when not meeting the remote site exemption. HSC 25507.2 and 25508(a)(1)(A)
☐ 1020001	Employee training and/or plan for safety procedures in the event of a release or threatened release of a hazardous material not adequate, not established or not submitted in CERS. HSC 25505(a)(4), 25508(a)(1)(A); 19 CCR 2658, 2659(a)
☐ 1030001	(AWM) Failure of agricultural handler to post warning signs on buildings where pesticides, petroleum, or fertilizers are stored, that are visible from any direction of probable approach, contain all required information, and are in appropriate language. HSC 6.95 25507.1(a)(2); 19 CCR 2670, 2671
☐ 1020002	Initial &/or annual employee training not conducted in safety procedures for a hazardous material release or threatened release &/or employee training records not available or not maintained for 3 years. HSC 25505(a)(4); 19 CCR 2659(b)
☐ 1040001	Hazardous materials release or threatened release not immediately reported to the CUPA and OES upon discovery. HSC 25510(a); 19 CCR 2631(a)
☐ HMD1001	Unified Program Facility permit not obtained for hazardous materials. SDCC 68.904; 68.905; 68.906, 68.907; 68.907.1
☐ HMD1005	Emergency contact not provided or current in CERS. HSC 25508.1(f); SDCC 68.904(b)
☐ HMD1007	Highly toxic gas (TLV<10 ppm) not disclosed in CERS. SDCC 68.1113(a)
☐ HMD1008	Annual carcinogen/reproductive toxin list not submitted in CERS. SDCC 68.1113(b)
☐ 1010017	HMBP not readily available to facility personnel or the CUPA. HSC 25505(c)

HAZARDOUS WASTE REQUIREMENTS FOR SQGS ONLY

#	VIOLATION DESCRIPTION
☐ HMD0226	Did not accumulate waste in a container or tank. 22 CCR 66262.34(d)(2); 40 CFR 262.34(d)(2)
☐ 3030007	Failed to properly label/date hazardous waste container &/or tank. 22 CCR 66262.34(f)
☐ 3030010	Accumulated waste too long (>180 or 270 days) or (>90 days). HSC 25201(a), 25123.3(h)(1); 22 CCR 66262.34(d); 40 CFR 262.34(e) and/or (f)
☐ 3030013	Failed to accumulate hazardous waste in a container that is in good condition. 22 CCR 66262.34(d)(2); 40 CFR 262.34(d)(2), 265.171
☐ 3030015	Failed to accumulate or store hazardous waste in a lined &/or compatible container. 22 CCR 66262.34(d)(2); 40 CFR 262.34(d)(2), 265.172
☐ 3030017	Failed to properly close hazardous waste container(s). 22 CCR 66262.34(d)(2); 40 CFR 262.34(d)(2), 265.173
☐ 3030019	Failed to inspect hazardous waste storage area at least weekly. 22 CCR 66262.34(d)(2); 40 CFR 262.34(d)(2), 265.174
☐ 3030022	Failed to properly separate incompatible waste. 22 CCR 66262.34(d)(2); 40 CFR 262.34(d)(2), 265.177
☐ 3030030	Failed to maintain &/or operate facility to minimize the possibility of a fire, explosion, or any unplanned sudden or non-sudden release of hazardous waste or hazardous waste constituents. 22 CCR 66262.34(d)(2); 40 CFR 262.34(d)(4), 265.31
☐ 3030036	Failed to maintain adequate aisle space. 22 CCR 66262.34(d)(2); 40 CFR 262.34(d)(4), 265.35
☐ 3010022	Failed to post, next to the telephone, emergency information containing the location of emergency equipment, contact names and phone numbers. 22 CCR 66262.34(d)(2); 40 CFR 262.34(d)(5)(ii)
☐ 3020001	Failure to ensure employees are thoroughly familiar with proper waste handling and emergency procedures during normal facility operations and emergencies. 22 CCR 66262.34(d)(2); 40 CFR 262.34(d)(5)(iii)
☐ 3030032	Failed to maintain the following emergency response equipment or equivalent: 1) An internal communication or alarm system; 2) A communication device, such as a telephone; 3) Portable fire extinguishers, fire/spill control equipment and decontamination equipment; and 4) Water at adequate volume and pressure. 22 CCR 66262.34(d)(2); 40 CFR 262.34(d)(4), 265.32
☐ 3030039	Failed to have an emergency coordinator on the premises or on call, and available during an emergency. 22 CCR 66262.34(d)(2); 40 CFR 262.34(d)(5)(i)
☐ HMD0412	Failed to implement and/or coordinate emergency response measures during an emergency, spill/release. 22 CCR 66262.34(d)(2); 40 CFR 262.34(d)(5)(iv)

HAZARDOUS WASTE TANK SYSTEMS FOR SQGS ONLY

#	VIOLATION DESCRIPTION

☐	3030024	Failed to operate uncovered tank to ensure at least 2 ft. of freeboard to prevent overtopping, unless the tank is equipped with a containment structure, a drainage control system, or a diversion structure with a capacity that equals or exceeds the volume of the top 2 ft. of the tank. 22 CCR 66262.34(d)(2); 40 CFR 262.34(d)(3), 265.201(b)(c)
☐	3030025	Failed to provide an overfill protection device on continuously fed hazardous waste tank(s). 22 CCR 66262.34(d)(2); 40 CFR 262.34(d)(3), 265.201(b)(4)
☐	3030027	Failed to conduct daily tank inspection of discharge control system, monitoring equipment and waste level. 22 CCR 66262.34(d)(2); 40 CFR 265.201(c)(1-3), 262.34(d)(3)
☐	3030028	Failed to conduct weekly hazardous waste tank inspection(s) to detect signs of leakage and ensure that the construction materials, fixtures and surrounding areas of the tank are in good condition. 22 CCR 66262.34(d)(2); 40 CFR 265.201(c)(4 & 5), 262.34(d)(3)
☐	3050007	Failed to properly remove all waste upon closure, decontaminate, and document the closure of a hazardous waste tank system. 22 CCR 67383.3; 40 CFR 262.34(d)(3), 265.201(f)
☐	HMD1612	Hazardous waste improperly stored in a tank system causing leaks, corrosion, or failure. 22 CCR 66262.34(d)(2); 40 CFR 262.34(d)(3), 265.201(b)
☐	HMD1614	Failed to pre-notify the CUPA in writing prior to closing a hazardous waste tank system. 22 CCR 67383.3(a)(1)
☐	HMD1615	Failed to properly accumulate ignitable or reactive waste in a tank system. 22 CCR 66262.34(d)(2); 40 CFR 262.34(d)(3), 265.201(g)

HAZARDOUS WASTE REQUIREMENTS FOR SQGS AND LQGS

RECORD KEEPING/OPERATIONAL REQUIREMENTS

#		VIOLATION DESCRIPTION
☐	HMD0131	Unified Program Facility Permit not obtained &/or maintained for the generation of hazardous waste. SDCC 68.904; 68.905; 68.907.1
☐	HMD0150	Failed to submit complete and accurate Facility Information in CERS. 27 CCR 15188(b-c); SDCC 68.904(b)
☐	3030053	Failed to maintain waste analysis records, analytical records &/or waste determination results for at least 3 years. 22 CCR 66262.40(c)
☐	3010002	Failed to obtain &/or maintain an active EPA ID Number. 22 CCR 66262.12(a)
☐	3010008	Failed to properly complete a uniform hazardous waste manifest. 22 CCR 66262.23(a)
☐	3010009	Failed to submit an Exception Report to DTSC for hazardous waste manifest. HSC 25123.3(h)(2); 22 CCR 66262.42(b), (c), &/or (d)
☐	3010010	Failed to maintain copies of Uniform Hazardous Waste Manifest, consolidated manifest, or Bills of Lading for 3 years. HSC 25160.2(b)(3), 25185(a)(4); 22 CCR 66262.40(a), 66262.23(a)(3)
☐	3010011	Failed to send copy of the uniform hazardous waste manifest to DTSC within 30 days of shipment. 22 CCR 66262.23(a)(4)
☐	3010013	Failed to meet the consolidated manifesting requirements for waste shipment. HSC 25160.2(b)(3) &/or (c)
☐	3010014	Failed to retain at the generator's place of business disposal records of spent lead-acid batteries for at least 3 years. 22 CCR 66266.81(a)(4)(A) &/or (B)
☐	3030006	Failed to determine if a hazardous waste is restricted or prohibited from land disposal and has to be treated. 22 CCR 66268.7(a)(1)
☐	3010016	Failure of recycler who recycles more than 100 kilograms per month of a recyclable material to submit the biennial Recyclable Materials Report (RMR) in CERS when claiming exclusion or exemption. HSC 25143.10(a), (c) &/or (d)
☐	HMD0149	Failed to keep disposal receipts for drained used oil filters and/or drained fuel filters for 3 years. HSC 25250.22; 22 CCR 66266.130(c)(5)
☐	HMD0152	Failed to report &/or update the required inventory information for hazardous waste(s) generated at the facility in CERS. SDCC 68.904(a)(2)
☐	HMD0140	Failed to have Land Disposal Restriction documentation onsite for 3 years. 22 CCR 66268.7(a)(8)
☐	3250005	Failed to obtain a Treatment, Storage and Disposal Facility (TSDF) permit or authorization to store/treat/dispose of hazardous waste. HSC 25201(a)
☐	3050005	Failed to have adequate records demonstrating claim of exemption or exclusion for recyclable materials. HSC 25143.2(f)
☐	HMD0142	Failed to notify the CUPA in CERS for onsite hazardous waste treatment/tiered permitting. HSC 25201(a)
☐	HMD0138	Manifest signed by the TSDF not available for inspection. 22 CCR 66262.40(a); HSC 25185(a)(4)
☐	3010035	Failure to annually submit notification of generator's intent to remotely consolidate hazardous waste. HSC 25110.10(d)

DISPOSAL AND TRANSPORTATION

#		VIOLATION DESCRIPTION
☐	3010007	Failed to prepare a hazardous waste manifest for the transport of a waste for off-site transfer, treatment, storage, or disposal. HSC 25160(b)(1) or (2), 25160.2(b)(9); 22 CCR 66262.20(a)
☐	3030005	Failed to make a proper waste determination. 22 CCR 66262.11, 66262.40(c)
☐	3050001	Failed to use a DTSC registered hazardous waste transporter to transport hazardous waste. HSC 25163(a)
☐	3050002	Failed to properly dispose of hazardous waste at an authorized facility. HSC 25189.5(a)
☐	HMD0308	Impermissible dilution of hazardous waste. 22 CCR 66268.3(a)
☐	HMD0305	Disposed of used oil illegally. HSC 25250.5(a), 25189.5(a)
☐	HMD0306	Failed to properly dispose of oil-based paint &/or hazardous waste latex paint liquid. HSC 25217.1, 25189.5(a)

STORAGE AND HANDLING

#		VIOLATION DESCRIPTION
☐	3030001	Failed to meet the management requirements when handling or storing spent lead-acid batteries. 22 CCR 66266.81(a)
☐	3030003	Failed to properly manage 'damaged' spent lead acid batteries so as to minimize the release of acid and lead and to protect the handlers and the environment 22 CCR 66266.81(b)
☐	3030004	Failed to properly manage, store, label &/or recycle used oil filters &/or used fuel filters. HSC 25250.22; 22 CCR 66266.130
☐	3050004	Generator intentionally contaminated used oil with another hazardous waste other than minimal amounts of fuel. HSC 25250.7(a), (c)
☐	HMD0222	Failed to properly label Excluded Recyclable Materials (ERM) accumulated in a container or tank. HSC 25143.9(a)
☐	HMD0216	Failed to label hazardous material container within 10 days after the container was discovered to be mislabeled or inadequately labeled. HSC 25124(b)(3)(A); 22 CCR 66262.34(f)
☐	HMD0217	Failed to repackage and properly label damaged/deteriorated hazardous material container within 96 hours. HSC 25124(b)(3)(B); 22 CCR 66262.34(f)
☐	HMD0219	Failed to properly segregate used oil &/or fuel drained from filters. HSC 25250.22(b)(4); 22 CCR 66266.130(c)(6)
☐	3030057	Failed to comply with hazardous waste satellite container regulation. 22 CCR 66262.34(e)
☐	HMD0023	Failed to properly empty container, failed to manage non-empty container, or inner liner removed from a container. 22 CCR 66261.7(b), (d), (e) &/or (r)

☐	3030058	Failed to mark date on empty container larger than 5 gallons &/or manage it within one year. 22 CCR 66261.7(f)
☐	3030060	Failure of the owner or operator managing laboratory hazardous waste in a laboratory accumulation area to comply with the accumulation, storage, management, training, and/or record-keeping requirements. HSC 25200.3.1(b) and/or (c)

UNIVERSAL WASTE HANDLER REQUIREMENTS

#		VIOLATION DESCRIPTION
☐	3010004	Failed to obtain a California ID Number from DTSC or federal ID Number from USEPA prior to accumulating 5,000 kgs or more of Universal Waste. 22 CCR 66273.32(a-b)
☐	HMD0151	Failed to maintain universal waste handler training records for 3 years. 22 CCR 66273.36(c),(d)
☐	3020003	Failed to properly train handlers of universal waste in universal waste management and response procedures. 22 CCR 66273.36(a),(b)
☐	3030008	Failed to properly label or mark Universal Waste container, package, or pallet (excluding CESQUWG) 22 CCR 66273.34
☐	3030011	Failed to properly dispose of Universal Waste within one year. 22 CCR 66273.35(a) &/or (b)
☐	HMD0147	Failed to keep records of offsite Universal Waste shipment(s) available for inspection for 3 years. 22 CCR 66273.39(c),(d)(2)
☐	3030051	Failed to meet accumulation, labeling, marking, &/or containment standards for Universal Waste aerosol containers. HSC 25201.16(f)
☐	3040004	Failed to manage universal waste in a manner to prevent release(s) to the environment. 22 CCR 66273.33; 66273.33.5
☐	HMD0307	Disposal of universal waste (UW) to an unauthorized point. HSC 25189.5(a); 22 CCR 66273.31(a), 66273.8(b)
☐	3010005	Failure of a universal handler of electronic devices or CRTs from an offsite source to notify DTSC 30 days prior to acceptance. 22 CCR 66273.32(c)
☐	3010020	Failure of a universal waste handler to submit an annual report that includes all required information to DTSC by February 1 of every year . 22 CCR 66273.32(d)
☐	3010006	Failure of the universal waste handler who sends electronic devices or CRTs to any foreign destination to notify DTSC 60 days prior to export and send a copy to the CUPA. 22 CCR 66273.40(a)(3)

CERTIFIED APPLIANCE RECYCLER REQUIREMENTS

#		VIOLATION DESCRIPTION
☐	3010033	Failure to obtain Certified Appliance Recycler certification (CAR) from DTSC. HSC 25211.4
☐	3010034	Failure of certified appliance recycler (CAR) to provide documentation that all materials that require special handling (MRSH) have been properly removed and managed. HSC 25211.2, 25211.3
☐	3030055	Failure of certified appliance recycler (CAR) to properly remove and dispose of all materials that require special handling (MRSH). HSC 25211.3, 25212 (a), (b), and/or (c)

VIOLATION REPORT: Each violation checked below is for the section(s) of the California Health and Safety Code (HSC), California Code of Regulations (CCR), or the San Diego County Code (SDCC) indicated in italics. All violations must be corrected. Submit documentation of return to compliance to your Specialist. You may use the Corrective Action Form (HM-926) to document your return to compliance. Please call (858) 505-6880 or your Specialist if you have any questions.

#	VIOLATION DESCRIPTION
☐ HMD3101	Unified Program Facility Permit not obtained &/or maintained for UST. HSC 25284(a), SDCC 68.904; 68.905; 68.906; 68.907; 68.907.1; 68.1003(a); 68.1005
☐ HMD3103	UST repair/modify/closure permit not obtained from HMD. SDCC 68.1004, 68.1005, 68.1009.5
☐ 2030064	Failure to notify the CUPA 48 hours prior to testing or inspection of overfill prevention equipment. 23 CCR 2637(g), 2637.1(f), 2637.2(f),2638(e), 2643(g), 2644.1(a)(4)
☐ 2030021	Failure to obtain a valid operation permit from the CUPA including but not limited to unpaid permit fees. HSC 25284(a)(1); 23 CCR 2711(d); SDCC 68.1003
☐ 2030078	Failure to retain a copy of the permit to operate at the facility. 23 CCR 2712(i)
☐ 2030039	Failure to comply with any of the applicable requirements of the permit issued for the operation of the UST system. 23 CCR 2712(a)(b)(f)(i)(j)(k)
☐ 2060001	Failure to submit as-built plans for the location and orientation of the tanks and appurtenant piping systems for new installations and/or with the permit application. 23 CCR 2635(e)(8)
☐ 2010010	Failure to submit a complete and accurate application for a permit to operate a UST, or for renewal of the permit. 23 CCR 2711; HSC 6.7 25284 (c), 25286(c)
☐ 2010007	(TCR 11) Failure to submit and maintain complete and current Certification of Financial Responsibility or other mechanism of financial assurance. HSC 25292.2(a), 25299.30-34; 23 CCR 2711(a)(11), 2808.1, 2809-2809.2
☐ 2030037	Failure to implement or maintain a written agreement between the UST owner and operator. 23 CCR 2620(b); HSC 6.7 25284(a)(3)(A-B)
☐ 2010012	Failure to maintain UST records in sufficient detail to enable the CUPA to determine whether the UST systems are in compliance. HSC 25293
☐ 2010013	Failure to have an approved UST Monitoring Plan. 23 CCR 2632(d)(1), 2634(d), 2641(h)
☐ 2010014	Failure to have an approved UST Response Plan. 23 CCR 2632(d)(2), 2634(e), 2641(h)
☐ 2010015	Failure to maintain a list of employees trained by the designated operator on-site or off-site at a readily available location, if approved by the CUPA. for training that occurs on or after October 1, 2018, failure to maintain a copy of the "Facility Employee Training Certificate" on-site or off-site at a readily available location, if approved by the CUPA. 23 CCR 2715(C)(3-4)
☐ 2010016	(TCR 10) Failure to submit the "Underground Storage Tank Statement of Understanding and Compliance Form." 23 CCR 2715(a)(1)(A), 2715(a)(2)
☐ 2010017	Failure to submit a copy of the spill containment test results on the "Spill Container Testing Report Form" to the CUPA within 30 days after the test. 23 CCR 2637.1(d), 2637.1(e)
☐ 2010018	Failure to submit a copy of the overfill prevention equipment inspection results on the "Overfill Prevention Equipment Inspection Report Form" to the CUPA within 30 days after the inspection. 23 CCR 2637.2(d-e), 2665(a-b)
☐ 2030033	Failure to have a current UST Monitoring Plan available on site. 23 CCR 2712(i)
☐ 2030046	Failure to submit a current UST Response Plan available on site. 23 CCR 2712(i), 2632(d)(2), 2634(e), 2641(h)
☐ 2030041	Failure to submit or maintain a current facility plot plan. 23 CCR 2632(d)(1)(C), 2641(h), 2711(a)(8)
☐ 2030002	(TCR 9d) Failure to have a properly qualified service technician test leak detection equipment as required every 12 months (vapor, pressure, hydrostatic (VPH) system, sensors, line-leak detectors (LLD), automatic tank gauge (ATG), etc.). 23 CCR 2638(a)(b), 2651(j), 2715(f).
☐ 2030074	Failure to submit the "Monitoring System Certification Form" to the CUPA within 30 days of completion of the test. 23 CCR 2638(c-d)
☐ 2030003	Failure of the leak detection equipment to have an audible and visual alarm as required. 22 CCR 2632(c)(2)(B), 2634(d)(1)(a), 2636(f)(1)
☐ 2060002	(TCR 9d) Failure to outfit the single-walled UST system with a monitoring system capable of detecting a leak. HSC 25292(a); 23 CCR 2641(e)
☐ 2010003	(TCR 10) Failure to submit the "Designated Underground Storage Tank Operator Identification Form" within 30 days of installing a UST system or within 30 days of a change in DO. 23 CCR 2715(a)(1)(B), 2715(a)(3)
☐ 2010009	Failure to submit a copy of the secondary containment test results on the "Secondary Containment Testing Report Form" to the CUPA within 30 days after the test. 23 CCR 2637(e-f)
☐ 2030048	(TCR 9d) Failure to conduct secondary containment testing, or one or more of the following requirements: Perform the test of the secondary containment system upon installation, within six months of installation, and every 36 months thereafter. Perform the test of a secondary containment component within 30 days of a repair or discontinuing vacuum, pressure or hydrostatic monitoring. Use a procedure that demonstrates the system works as well as at installation. Use applicable manufacturer guidelines, industry codes, engineering standard, or professional engineer approval. Performed by a certified service technician. Maintain records of secondary containment testing for 36 months. 23 CCR 2637(a)(c)(d), 2637(b-d), 2712(b)(1)(F)
☐ 2030034	Failure to properly affix tag/sticker on monitoring equipment being certified, repaired, or replaced. 23 CCR 2638(f)
☐ 2030044	Owner/operator deposited or allowed deposit of petroleum or a hazardous substance into a UST that has a red tag affixed to the fill pipe. 23 CCR 16 2717.1(f), HSC 6.7 25292.3(c)
☐ 2030047	Failure to maintain secondary containment (e.g. failure of secondary containment testing). HSC 25290.1(c)(2), 25290.2(c)(2), 25291(a), 25291(e)
☐ 2030079	Owner/Operator allowed dispensing of petroleum or a hazardous substance from a UST that has a red tag affixed to the fill pipe. HSC 6.7 25292.3(c)(1)(C)
☐ 2030077	(TCR 9d) Failure to notify the CUPA within 24 hours upon discovery of a reportable unauthorized release or failure to prepare a report within five working days. HSC 6.7 25295(a)(1); 23 CCR 2650(e), 2652(b)
☐ 2030061	Failure to record any unauthorized release from the primary containment. HSC 6.7 25294
☐ 2010005	Failure to submit enhanced leak detection testing results to the board and the CUPA within 60 days of completion of the test. 23 CCR 2644.1(a)(5)
☐ 2030068	Failure to conduct the required initial or periodic enhanced leak detection (ELD) test for UST systems located within 1,000 feet of a public drinking water well. HSC 25292.4(a), 25292.5(a); 23 CCR 2640(e), 2644.1(a)
☐ 2060008	Failure to perform enhanced leak detection testing before the tank is placed in use. HSC 25290.1(j)
☐ 2010008	Failure to maintain records of repairs and upgrades on site, or off site if approved by the CUPA, for the life of the UST. 23 CCR 16 2712(b)(6)
☐ 2030062	(TCR 9d) Leak detection equipment disabled or tampered with in a manner that would prevent the monitoring system from detecting and/or alerting the owner/operator of a leak. HSC 25299(a)(9); 23 CCR 2630(d)
☐ 2010006	Owner/operator made false statements, representation, or certification on an application, record, or other document. HSC 25299(a)(8), 25299(b)(7)(f)
☐ 2030043	(TCR 9d) Failure of the leak detection equipment to be installed, calibrated, operated, and/or maintained properly. 23 CCR 2638(a), 2641(j)
☐ 2010004	(TCR 12) Failure to maintain on-site, or off-site at a readily available location if approved by the CUPA, copies of Designated Operator inspection records as follows: Designated operator monthly inspection records for inspections performed before October 1, 2018 must be kept for 12 months from the month of inspection. For inspections performed on or after October 1, 2018, copies of the "Designated Underground Storage Tank Operator Visual Inspection Report" must be kept for 36 months from the month of inspection. 23 CCR 2716(f)

☐	2030012	Failure to have at least one facility employee present during operating hours that has been trained in the proper operation and maintenance of the UST system by a designated operator (DO). 23 CCR 2715(c)(2)
☐	2030013	(TCR 12) Failure to comply with one or more of the following designated operator (DO) monthly inspection requirements: For designated operator (DO) monthly inspections conducted before October 1, 2018, failure to comply with one or more of the following requirements: Be performed by an ICC certified DO. Inspect monthly alarm history report, check that alarms are documented and responded to appropriately, and attach a copy. Inspect for the presence of liquid/debris in spill containers. Inspect for the presence of liquid/debris in under dispenser containment (UDC) and ensure that the monitoring equipment is positioned correctly. Inspect for liquid or debris in containment sumps where an alarm occurred with no service visit. Check that all testing and maintenance has been completed and documented. Verify that all facility employees have been trained in accordance with 23 CCR, 2715(c). For designated operator (DO) 30 day inspections conducted on and after October 1, 2018, failure to conduct the designated UST operator visual inspection at least once every 30 days. 23CCR 2716 (a-e)
☐	2030015	Failure to demonstrate to the CUPA that the equipment and methods used to monitor the UST system are certified by an independent third-party as complying with the standards set forth in 23 CCR 2643(f). 23 CCR 16 2630(d), 2643(f), 2644.1(a)(2)
☐	2030035	Failure to operate the UST system to prevent unauthorized releases including leaks, spills, and/or overfills. HSC 25292.1(a)
☐	2030073	Failure to implement the corrections specified in the inspection report within 30 days of receiving an inspection report from either the CUPA or special inspector. 23 CCR 16 2712(f)
☐	2030066	Failure to take appropriate action to repair and retest any leaking UST component which is discovered from an enhanced leak detection (ELD) test for UST systems located within 1,000 feet of a public drinking water well. HSC 25292.4(d), 25292.5(c)

UST TANK (DW/SW) - REQUIREMENT

#		VIOLATION DESCRIPTION
☐	2030001	(TCR 9d) Failure to maintain monitoring and maintenance records for release detection and/or maintain records of appropriate follow-up actions. 23 CCR 2712(b)(1-2)
☐	2030059	Failure to meet the conditions required to exempt an emergency generator tank system in a below-grade structure from UST regulations. HSC 25281.6(a)
☐	2060005	Failure of the UST system to be designed and constructed with a monitoring system capable of detecting the entry of the hazardous substance into the secondary containment. HSC 25291(b)
☐	2060007	Failure of primary or integral secondary containment to be approved for use by an independent testing organization or failure of non integral secondary containment to be designed and constructed to an engineering specification approved by a registered professional engineer or in accordance with a nationally recognized industry code or engineering standard. 23 CCR 2631(b), 2631(d), 2666(b)(2), 2666(e)(2)
☐	2030007	Failure to submit and/or maintain documentation regarding positive statement of compatibility for UST system components. 23 CCR 2631(j), 2631.1(b)
☐	2030036	(TCR 9b) Failure to comply with one or more of the following overfill prevention equipment requirements: 1. Alert the transfer operator when the tank is 90% full by restricting the flow into the tank or triggering an audible and visual alarm; or 2. Restrict delivery of flow to the tank at least 30m before the tank overfills, provided the restriction occurs when the tank is filled to no more than 95% of capacity and activate an audible alarm at least 5m before the tank overfills; or 3. Provide positive shut-off of flow to the tank when the tank is filled to no more than 95% of capacity; or 4. Provide positive shut-off of flow to the tank so that none of the fittings located on the top of the tank are exposed to product due to overfilling. 5. Install/ retrofit overfill prevention equipment that does not use flow restrictors on vent piping to meet overfill prevention equipment requirements when the overfill prevention equipment is installed, repaired, or replaced on and after October 1, 2018. 6. For USTs installed before October 1, 2018, perform an inspection by October 13, 2018 and every 36 months thereafter. 7. For USTs installed on and after October 1, 2018, perform an inspection at installation and every 36 months thereafter. 8. Inspected within 30 days after a repair to the overfill prevention equipment. 9. Inspected using an applicable manufacturer guidelines, industry codes, engineering standards, or a method approved by a professional engineer. 10. Inspected by a certified UST service technician. 11. Maintain records of overfill prevention equipment inspection for 36 months. 23 CCR 2635(c)(1), 2635(d), 2637.2(a-c), 2665, 2712(b)(1)(G)
☐	2060020	(TCR 9a) Failure to meet one or more of the following requirements: Install or maintain a liquid-tight spill container. Have a minimum capacity of 5 gallons. Have a functional drain valve or other method for the removal of liquid from the spill container. Be resistant to galvanic corrosion. Perform a tightness test at installation, every 12 months thereafter, or within 30 days after a repair to the spill container, tested using applicable manufacturer guidelines, industry codes, engineering standards, or a method approved by a professional engineer. Tested by a certified UST service technician. Maintain records of spill containment testing for 36 months. 23 CCR 2635(b), 2637.1(a-c), 2665(a-b), 2712(b)(1)(F); HSC 25284.2
☐	2030008	Failure to keep water out of the secondary containment of UST systems installed on or after July 1, 2003. HSC 25290.1(c)(3), 25290.2(c)(3)
☐	2060015	(TCR 9d) Failure of leak detection equipment to be located such that equipment is capable of detecting a leak at the earliest possible opportunity. 23 CCR 2630(d), 2641(a)
☐	2030016	(TCR 9d) Failure to continuously monitor the interstitial space of a double-walled tank with an audible and visual alarm system. 23 CCR 2631(g), 2632(c)(2)(A-B)
☐	2030017	(TCR 9d) Failure to meet one or more of the following monitoring requirements in lieu of the requirement to be tightness tested every 12 months: The monitoring system maintains all product piping outside the dispenser to be fail-safe and shut down the pump when a leak is detected. The monitoring system shuts down the pump or stops flow when a leak is detected in the under dispenser containment (UDC). 23 CCR 2636(f)
☐	2030022	(TCR 9d) Failure to conduct groundwater and/or vadose zone monitoring or maintain site assessment as required. 23 CCR 2647(a), 2648(a), 2712(b)(4)
☐	2030029	(TCR 9c) Failure to complete one or more of the requirements of tank lining, including but not limited to: submit proper written tank lining certification to the CUPA within 30 days of completion of the inspection, perform tank integrity test and/or vacuum test following lining, employ proper coatings expert and/or special inspector. Failure to inspect a steel tank which has been lined or repaired using the interior lining method within 10 years of lining and every 5 years after. Maintain records for the life of the tank. 23 CCR 2663, 2712(b)(6).
☐	2060024	UST system is not made of or lined with materials that are compatible with the substance stored in the underground storage tank system. 23 CCR 2631.1, 2660(m); HSC 25290.1(c)(1), 25290.2(c)(1), 25291(a)(1)
☐	2030040	(TCR 9d) Failure to maintain secondarily contained piping to allow liquid in the event of a leak to drain into sump (i.e. failure to remove test boot, pipe swelling). 23 CCR 2630(d), 2641(a)
☐	2060022	Failure of UST system installed on or after July 1, 2003 and before July 1, 2004 to comply with one or more of the following: be designed and constructed with a monitoring system capable of detecting the entry of the hazardous substance stored in the primary containment into the secondary containment and/or capable of detecting water intrusion into the secondary containment. HSC 25290.2(d); 23 CCR 2630(d)
☐	2030065	(RD) Failure to maintain the interstitial space such that a breach in the primary or secondary containment is detected before the liquid or vapor phase of the hazardous substance stored in the UST tank is released into the environment, i.e., vapor, pressure, hydrostatic (VPH) monitoring. HSC 25290.1(e); 23 CCR 2630(d)
☐	2060023	Failure of a UST system installed on or after July 1, 2004 to be designed and constructed with a monitoring system capable of detecting the entry of the liquid or vapor-phase of the hazardous substance stored in the primary containment into the secondary containment and capable of detecting water intrusion into the secondary containment. HSC 25290.1(d); 23 CCR 2630(d)
☐	2060029	Failure to upgrade single-walled pipe to double-walled continuous interstitially monitored pipe when replacement or repair is required. 23 CCR 2666(b)(2)

UST TANK (SW) REQUIREMENTS

#		VIOLATION DESCRIPTION
☐	2030005	(TCR 9d) Option 1: Failure of the continuous in-tank leak detection (CITLD) system to perform a 0.2 gallon-per-hour leak test that determines the leak status of the tank at least once every 30 days. 23CCR 2643(b)(3)

☐	2030006	(TCR 9d) Option 1: Failure of the automatic tank gauging (ATG) system to perform valid 0.2 gallon-per-hour leak tests or generate hard-copy test reports at least once every 30 days. 23 CCR 2643(b)(1)
☐	2030056	Option 2: Failure to submit the statistical inventory reconciliation (SIR) Report every 12 months to the CUPA. 23 CCR 2646.1(j)
☐	2030057	Option 2: When statistical inventory reconciliation results indicate failure or inconclusive, owner/operator failed to complete one or more of the following: notify CUPA of a possible release within 24 hours; submit copy of the report to the CUPA within 10 days; inspect records for errors and physically inspect the UST system within 24 hours; have meters recalibrated within 48 hours of receipt of report. 23 CCR 2646.1(d)
☐	2030058	(TCR 9d) Option 2: Failure to meet one or more of the requirements of SIR, including but not limited to: measurements taken daily, calculated every 30 days, capable of detecting a 0.2 gallon per hour release, report a quantitative leak rate using a threshold value that does not exceed one-half the minimum detectible leak rate, conduct a tank integrity test every 24 months, conduct piping and or tank test within 15 days of receipt of two successive SIR reports which are inconclusive or which indicate a possible release and/or calibrate dispenser meters annually. 23 CCR 2643(b)(2), 2646.1(a-h) (j-k)

UST PRESSURIZED PIPING (DW) REQUIREMENTS

#		VIOLATION DESCRIPTION
☐	2030018	(TCR 9d) Failure of the double-walled pressurized piping to be continuously monitored with a system that activates an audible and visual alarm or stops flow at dispenser when a leak is detected. 23 CCR 2636(f)(1)
☐	2030025	(TCR 9d) Failure of the line leak detector (LLD) monitoring pressurized piping to meet one or more of the following requirements: Monitored at least hourly. with the capability of detecting a release of 3.0 gallons per hour leak at 10 pounds per square inch and restrict or shut off the flow of product through the piping when a leak is detected. 23 CCR 2636(f)(2)
☐	2030075	(TCR 9d) Failure of the functional line leak detector (LLD) to monitor at least hourly with the capability of detecting a release of 3.0 gallons per hour leak at 10 pounds per square inch and restrict or shut off the flow of product through the piping or triggers a visual and audible alarm. 23 CCR 2636(f), 2666(c) and (f)
☐	2030076	Failure to meet the conditions required to exempt a tank system located in a below-grade structure from UST regulations. HSC 6.7 25283.5(a)
☐	2060012	(TCR 9d) Failure to install a line leak detector (LLD). 23 CCR 2636(f)(2), 2636(f)(5)(B), 2643(c)(1), 2666(f); HSC 25290.1(h), 25290.2(g), 25291(f), 25292(e)
☐	2030042	(TCR 9d) Option 1: Failure to perform one of the following line integrity test: A 12 month test for pressurized double-walled piping that does not utilize fail safe or positive shut down. Within 30 days of the date of the completion of a repair to the primary piping.23 CCR 2636(f)(4)(3); 2643(c)(3); HSC 25290.2(g), 25291(f), 25292(e)
☐	2030020	Option 3: Failure to meet one or more exemption requirements for emergency generator tank system unburied fuel piping: Conduct daily visual inspections each time the tank is operated but no less than monthly and maintains a log of inspection results for review by the CUPA HSC 6.7 25281.5(b)(3)

UST PRESSURIZED PIPING (SW) REQUIREMENTS

#		VIOLATION DESCRIPTION
☐	2030027	(TCR 9d) Failure of the line leak detector (LLD) monitoring single-walled pressurized piping to meet the following requirements: Monitored at least hourly with the capability of detecting a release of 3.0 gallons per hour leak at 10 pounds per square inch and shut down the pump when a leak is detected or when the LLD fails or is disconnected. 23 CCR 2666(c), 2643(c)(1)
☐	2030052	(TCR 9d) Option 3: Failure to perform one or more of the following on a single-walled pressurized piping system:. A 0.1 gallons per hour test at least once every 12 months unless a 0.2 gallons per hour test is performed every 30 days. A 0.1 gallons per hour test within 30 days of the date of the completion of a repair to the piping. 23 CCR 2643(c)(2-3), 2661(f); HSC 25292(e)(2)
☐	2030053	(TCR 9d) Option 3: Piping fails to meet one or more of the following requirements: below grade piping sloped to drain back into storage tank if the suction is released, only one check valve on the piping located directly below the suction pump, and inspection method which readily demonstrates compliance. 23 CCR 2636(a)(3) 2641(b)

UST PIPING (SW) REQUIREMENTS - CONVENTIONAL SUCTION

#		VIOLATION DESCRIPTION
☐	2030050	(TCR 9d) Failure to conduct 0.1 gallon per hour piping integrity test at any of the following times: Every 36 months. Within 30 days of the date of the completion of a repair to the piping. 23 CCR 2643(d), 2661(f)
☐	2030049	(TCR 9d) Failure to conduct monitoring and maintain written records. 23 CCR 2643(d)

UST PIPING (SW) REQUIREMENTS - GRAVITY

#		VIOLATION DESCRIPTION
☐	2030051	(TCR 9d) Failure to conduct 0.1 gallon per hour line piping integrity test at any one of the following times: Every 24 months. Within 30 days of the date of completion of a repair of the piping. 23 CCR 2643(e) , 2661(f)

UST SYSTEM - CATHODIC PROTECTION REQUIREMENTS

#		VIOLATION DESCRIPTION
☐	2030009	(TCR 9c) Failure to comply with one or more of the following requirements for the cathodic protection system: Install corrosion protection for USTs and/ or the field-installed cathodic protection system to meet the consensus standards. For impressed current: Have corrosion protection equipment turned on and functioning properly and inspect the impressed-current system every 60 days. Test the impressed-current system within six months of installation or repair and at least every 36 months thereafter. For sacrificial anodes: Check sacrificial anodes within six months of installation or repair and at least once every 36 months thereafter in accordance with the manufacturer?s instructions. For all corrosion protection systems: Maintain records for 78 months on-site or off-site at a readily available location if approved by the CUPA. 23 CCR 2635(a)(2), 2636(b), 2662(c)(1)(B), 2712(b)(3)

UST SYSTEM - CLOSURE

#		VIOLATION DESCRIPTION
☐	2030063	Failure to comply with temporary closure requirements. HSC 25298; 23 CCR 2670(b)(d-j), 2671(a-e)
☐	2030038	Failure to comply with all permanent closure requirements. HSC 25298; 23 CCR 2670(c-j) , 2672(a-e)

COUNTY OF SAN DIEGO CUPA
DEPARTMENT OF ENVIRONMENTAL HEALTH
HAZARDOUS MATERIALS DIVISION
P.O. BOX 129261, SAN DIEGO, CA 92112-9261
(858) 505-6880 FAX (858) 505-6848
http://www.sdcdeh.org

UNDERGROUND STORAGE TANK

RESPONSE PLAN – PAGE 1

(One form per facility)

TYPE OF ACTION ☑ 1. NEW PLAN ☐ 2. CHANGE OF INFORMATION R01

I. FACILITY INFORMATION

FACILITY ID # (Agency Use Only) 3 7 – 0 0 0 – 1 0 5 3 9 7 1

BUSINESS NAME (Same as FACILITY NAME or DBA – Doing Business As) R02
City of Poway Public Works Dept.

BUSINESS SITE ADDRESS R03	CITY R04		ZIP CODE R05
14415 Lake Poway Rd.	Poway	CA	92064

II. SPILL CONTROL AND CLEANUP METHODS

This plan addresses unauthorized releases from UST systems and supplements the emergency response plans and procedures in the facility's Hazardous Materials Business Plan.

- If safe to do so, facility personnel will take immediate measures to control or stop any release (e.g., activate pump shut-off, etc.) and, if necessary, safely remove remaining hazardous material from the UST system.
- Any release to secondary containment will be pumped or otherwise removed within 24 hours of discovery. Recovered hazardous materials, unless suitable for their intended use, will be managed as hazardous waste.
- Absorbent material will be used to contain and clean up manageable spills of hazardous materials. Absorbent material which has become too saturated to be effective or which is no longer intended for use will be managed as hazardous waste unless a waste determination in accordance with 22 CCR §66262.11 finds that it is non-hazardous. Used absorbent material, reusable or waste, will be stored in a properly labeled and sealed container. Waste material shall be disposed appropriately.
- Facility personnel will determine whether any water removed from secondary containment systems, or from clean-up activity, has been in contact with any hazardous material. If the water is contaminated, it will be managed as hazardous waste unless a waste determination in accordance with 22 CCR §66262.11 finds that it is non-hazardous. If the water has a petroleum sheen (i.e., rainbow colors), it is contaminated. A thick floating petroleum layer may not necessarily display rainbow colors. Water (hazardous or non-hazardous) from sumps, spill containers, etc. will not be disposed to storm water systems.
- We will review secondary containment systems for possible deterioration if any of the following conditions occur:
  1. Hazardous material in contact with secondary containment is not compatible with the material used for secondary containment;
  2. Secondary containment is prone to damage from any equipment used to remove or clean up hazardous material collected in secondary containment;
  3. Hazardous material, other than the product/waste stored in the primary containment system, is placed inside secondary containment to treat or neutralize released product/waste, and the added material or resulting material form such a combination is not compatible with secondary containment.

III. SPILL CONTROL AND CLEAN-UP EQUIPMENT

PERIODIC MAINTENANCE: Spill control and clean-up equipment kept permanently on-site is listed in the facility's Hazardous Materials Business Plan. This equipment is inspected at least monthly, and after each use, supplies are replenished as needed. Defective equipment is repaired or replaced as necessary.

EQUIPMENT NOT PERMANENTLY ON-SITE, BUT AVAILABLE FOR USE IF NEEDED: (Complete only if applicable)

EQUIPMENT	LOCATION	AVAILABILITY
R10 NA all equipment is on site	R20	R30
R11	R21	R31
R12	R22	R32
R13	R23	R33
R14	R24	R34
R15	R25	R35

IV. RESPONSIBLE PERSONS

THE FOLLOWING PERSON(S) IS/ARE RESPONSIBLE FOR AUTHORIZING ANY WORK NECESSARY UNDER THIS RESPONSE PLAN:

NAME	TITLE
R40 Bryant Hill	R50 Public Works Operations Manager
R41 Mike Weigel	R51 Senior Equipment Mechanic
R42 Chuck Tucker	R52 Equipment Mechanic
R43	R53

V. MONITORING INDICATORS

IF MONITORING INDICATES A POSSIBLE UNAUTHORIZED RELEASE, STEPS TO VERIFY THE RELEASE WILL BE MADE AS FOLLOWS: R60
☑ Additional system testing or data collection ☑ Inspection by qualified persons ☑ Recalibration of equipment ☑ Other (specify):

Inspect sumps and secondary containments for presence of liquid, remove and dispose of any liquid as hazardous waste.

UST Response Plan – Instructions

Complete one UST Response Plan for each UST facility. This form must be submitted with your initial UST Operating Permit Application and within 30 days of changes in the information it contains. It supplements the Emergency Response Plans and Procedures in the facility's Hazardous Materials Business Plan. (Note: Numbering of these instructions follows the data element numbers on the form.)

R01. TYPE OF ACTION – Check the appropriate box to indicate why this plan is being submitted.

1. FACILITY ID NUMBER – This space is for agency use only and is the same as UPF (Unified Program Facility) Permit #.

R02. BUSINESS NAME – Enter the complete Facility Name.

R03. BUSINESS SITE ADDRESS – Enter the street address where the facility is located, including building number, if applicable. Post office box numbers are not acceptable. This information must provide a means to locate the facility geographically.

R04. CITY – Enter the city or unincorporated area in which the facility is located.

R05. ZIP CODE – Enter the zip code of business site. The zip + 4 may also be added.

R10. EQUIPMENT – If you have spill control or clean-up equipment kept off-site, list that equipment in sections R10 through R15. If no equipment is kept off-site, leave this section blank.

R20. LOCATION – If you have spill control or clean-up equipment kept off-site, list the equipment location(s) sections R20 through R25. If no equipment is kept off-site, leave this section blank.

R30. AVAILABILITY – If you have spill control or clean-up equipment kept off-site, list the equipment availability in sections R30 through R35. If no equipment is kept off-site, leave this section blank.

R40. NAME – At least one person responsible for authorizing any work necessary under this UST Response Plan must be identified. Use sections R40 through R43 to list the name(s) of the responsible person(s).

R50. TITLE – At least one person responsible for authorizing any work necessary under this UST Response Plan must be identified. Use sections R50 through R53 to list the job title(s) of the responsible person(s).

R60. MONITORING INDICATORS Briefly describe the steps that will be taken to verify the presence or absence of a release if the tank monitoring system indicates the possibility of a release.

OWNER/OPERATOR SIGNATURE – The owner/operator shall sign in the space provided. This signature certifies that the signer believes that all information submitted is true, accurate, and complete.

R70. DATE – Enter the date the plan was signed.

R71. OWNER/OPERATOR NAME – Print or type the name of the person signing the plan.

R72. OWNER/OPERATOR TITLE – Enter the title of the person signing the plan.

COUNTY OF SAN DIEGO CUPA
DEPARTMENT OF ENVIRONMENTAL HEALTH
HAZARDOUS MATERIALS DIVISION
P.O. BOX 129261, SAN DIEGO, CA 92112-9261
(858) 505-6880 FAX (858) 505-6848
http://www.sdcdeh.org
UNDERGROUND STORAGE TANK

RESPONSE PLAN – PAGE 2

(One form per facility)

VI. REPORTING AND RECORD KEEPING

We will report/record any overfill, spill, or unauthorized release from a UST system as indicated in this plan.

Recordable Releases: Any unauthorized release from primary containment which the UST operator is able to clean up within eight (8) hours after the release was detected or should reasonably have been detected, and which does not escape from secondary containment, does not increase the hazard of fire or explosion, and does not cause any deterioration of secondary containment, must be recorded in the facility's monitoring records. Monitoring records must include:

- The UST operator's name and telephone number;
- A list of the types, quantities, and concentrations of hazardous substances released;
- A description of the actions taken to control and clean up the release;
- The method and location of disposal of the released hazardous substances, and whether a hazardous waste manifest was or will be used;
- A description of actions taken to repair the UST and to prevent future releases;
- A description of the method used to reactivate interstitial monitoring after replacement or repair of primary containment.

Reportable Releases: Any overfill, spill, or unauthorized release which escapes from secondary containment (or primary containment if no secondary containment exists), increases the hazard of fire or explosion, or causes any deterioration of secondary containment, is a reportable release. Reportable releases are also recordable.

Within 24 hours after a reportable release has been detected, or should have been detected, we will notify the local agency administering the UST program of the release, investigate the release, and take immediate measures to stop the release. If necessary, or if required by the local agency, remaining stored product/waste will be removed from the UST to prevent further releases or facilitate corrective action. If an emergency exists, we will notify the State Office of Emergency Services.

Within five (5) working days of a reportable release, we will submit to the local agency a full written report containing all of the following information to the extent that the information is known at the time of filing the report:

- The UST owner's or operator's name and telephone number;
- A list of the types, quantities, and concentrations of hazardous materials released;
- The approximate date of the release;
- The date on which the release was discovered;
- The date on which the release was stopped;
- A description of actions taken to control and/or stop the release;
- A description of corrective and remedial actions, including investigations which were undertaken and will be conducted to determine the nature and extent of soil, ground water or surface water contamination due to the release;
- The method(s) of cleanup implemented to date, proposed cleanup actions, and a schedule for implementing the proposed actions;
- The method(s) and location(s) of disposal of released hazardous materials and any contaminated soils, groundwater, or surface water;
- Copies of any hazardous waste manifests used for off-site transport of hazardous wastes associated with clean-up activity;
- A description of proposed methods for any repair or replacement of UST system primary/secondary containment systems;
- A description of additional actions taken to prevent future releases.

We will follow the reporting procedures described above if any of the following conditions occur:

- A recordable unauthorized release can not be cleaned up or is still under investigation within eight (8) hours of detection;
- Released hazardous substances are discovered at the UST site or in the surrounding area;
- Unusual operating conditions are observed, including erratic behavior of product dispensing equipment, sudden loss of product, or the unexplained presence of water in the tank, unless system equipment is found to be defective and is immediately repaired or replaced, and no leak has occurred;
- Monitoring results from UST system monitoring equipment/methods indicate that a release may have occurred, unless the monitoring equipment is found to be defective and is immediately repaired, recalibrated, or replaced, and additional monitoring does not confirm the initial results.

Record Retention: Monitoring records and written reports of unauthorized releases must be maintained on-site for at least 3 years. Hazardous waste shipping/disposal records (e.g., manifests) must be maintained for at least 3 years from the date of shipment.

VII. OWNER/OPERATOR SIGNATURE

CERTIFICATION: I certify that the information provided herein is true and accurate to the best of my knowledge.

OWNER/OPERATOR SIGNATURE	DATE R70
City of Poway / Bryant Hill	03/07/2018
OWNER/OPERATOR NAME (print) R71	**OWNER/OPERATOR TITLE R72**
BRYANT HILL	PUBLIC WORKS OPERATIONS MANAGER

(Agency Use Only) This plan has been reviewed and is: ☐ Approved ☐ Approved With Conditions* ☐ Disapproved

Local Agency Signature: Date: / /

**Conditions of approval (if any):*

UNDERGROUND STORAGE TANK
STATEMENT OF UNDERSTANDING AND COMPLIANCE FORM (Page 1 of 1)

Every underground storage tank (UST) facility must submit a one-time statement indicating that the owner or operator understands and is in compliance with all applicable UST requirements. A copy of this completed form must be submitted via either the California Environmental Reporting System (CERS) or an equivalent local Unified Program Agency electronic reporting portal within 30 days of: 1) an installation of a UST; or 2) a change in owner or operator of the UST, as applicable. [California Code of Regulations, Title 23, Division 3, Chapter 16, Section 2715(a).]

Type of Action ☐ New Installation ☐ Change of Ownership ☐ Change of Operator

I. FACILITY INFORMATION

Business Name *(Same as Facility Name or DBA-Doing Business As)*	CERS ID
City of Poway Public Works Department	10374337

Business Site Address	City	ZIP Code
14415 Lake Poway Rd.	Poway	92064

II. OWNER / OPERATOR INFORMATION

Relationship to Underground Storage Tank(s) ☐ Owner ☒ Operator

UST Owner / Operator Name	Phone #
Bryant Hill	(858) 668-4722

Mailing Address	City	State	ZIP Code
14415 Lake Poway Rd.	Poway	CA	92064

III. CERTIFICATION BY OWNER / OPERATOR OF UNDERSTANDING AND COMPLIANCE

I hereby certify that I understand the underground storage tank requirements of Health and Safety Code, Division 20, Chapter 6.7, California Code of Regulations; Title 23, Division 3, Chapter 16; and any applicable local underground storage tank ordinances and that the facility identified above is in compliance with all applicable underground storage tank requirements.

UST Owner / Operator Signature	Date
Bryant Hill	1/31/19

ID = Identification

UNDERGROUND STORAGE TANK
DESIGNATED UNDERGROUND STORAGE TANK OPERATOR IDENTIFICATION FORM (Page 1 of 1)

Every underground storage tank (UST) facility must have at least one designated UST operator. A copy of this completed form must be electronically submitted via either the California Environmental Reporting System (CERS) or an equivalent local Unified Program Agency electronic reporting portal within 30 days of: 1) an installation of a UST; 2) a change in owner or operator of the UST; or 3) an addition or change of an individual performing designated UST operator inspections or facility employee training at this facility. [California Code of Regulations, Title 23, Division 3, Chapter 16, Section 2715(a).]

Type of Action ☐ New UST Installation ☐ Change of Owner or Operator ☒ New or Change of Designated UST Operator

I. FACILITY INFORMATION

Business Name *(Same as Facility Name or DBA-Doing Business As)*	CERS ID
City of Poway	10374250

Business Site Address	City	ZIP Code
14415 Lake Poway Road	Poway	92064

The individual(s) listed below will conduct and document the facility inspections and facility employee training for the facility listed above in accordance with California Code of Regulations, Title 23, Division 3, Chapter 16, Sections 2715(c) and 2716.

II. DESIGNATED UNDERGROUND STORAGE TANK OPERATOR(S) INFORMATION

Name of Designated UST Operator *(Print as shown on the ICC certification.)*	ICC Certification #
Luis Carrillo	8918146-UC
Mailing Address	**Phone #**
14415 Lake Poway Road, Poway, CA 92064	(858) 668-4745
Name of Designated UST Operator *(Print as shown on the ICC certification.)*	ICC Certification #
Mailing Address	Phone #
Name of Designated UST Operator *(Print as shown on the ICC certification.)*	ICC Certification #
Mailing Address	Phone #
Name of Designated UST Operator *(Print as shown on the ICC certification.)*	ICC Certification #
Mailing Address	Phone #
Name of Designated UST Operator *(Print as shown on the ICC certification.)*	ICC Certification #
Mailing Address	Phone #
Name of Designated UST Operator *(Print as shown on the ICC certification.)*	ICC Certification #
Mailing Address	Phone #
Name of Designated UST Operator *(Print as shown on the ICC certification.)*	ICC Certification #
Mailing Address	Phone #
Name of Designated UST Operator *(Print as shown on the ICC certification.)*	ICC Certification #
Mailing Address	Phone #
Name of Designated UST Operator *(Print as shown on the ICC certification.)*	ICC Certification #
Mailing Address	Phone #
Name of Designated UST Operator *(Print as shown on the ICC certification.)*	ICC Certification #
Mailing Address	Phone #
Name of Designated UST Operator *(Print as shown on the ICC certification.)*	ICC Certification #
Mailing Address	Phone #

Attach additional page(s) containing all the information in section II if more alternates are used.

ID = Identification, ICC = International Code Council

Denslow, Vikki T. DEH2002-HUPFP-105397

From: Denslow, Vikki T.
Sent: Thursday, August 12, 2021 11:32 AM
To: Angelina Martinez
Cc: Jessica Parks; Terry Zaragoza; Luis Carrillo; Chavarin, Yvonne
Subject: RE: Proposed Addition to Existing Permit DEH2002-HUPFP-105397

Hello Angelina,

I see that this facility has an underground storage tank (UST).

Yvonne Chavarin will be covering the facilities that have USTs, so please discuss this issue with her.

I have copied Yvonne on this email – thank you,

Vikki Denslow | County of San Diego | Department of Environmental Health
5500 Overland Avenue | San Diego, CA 92123 | 619-804-1738 | vikki.denslow@sdcounty.ca.gov

For local information and daily updates on COVID-19, please visit https://www.sandiegocounty.gov/coronavirus.html
To receive updates via text, send **COSD COVID19** to **468-311**.

Coronavirus Disease 2019
COVID-19

Help us make sure our customers have a positive experience. Please take 60 seconds to provide us with your feedback.

From: Angelina Martinez <AMartinez@poway.org>
Sent: Wednesday, August 11, 2021 4:54 PM
To: Denslow, Vikki T. <Vikki.Denslow@sdcounty.ca.gov>
Cc: Jessica Parks <JParks@poway.org>; Terry Zaragoza <TZaragoza@poway.org>; Luis Carrillo <LCarrillo@poway.org>
Subject: [External] Proposed Addition to Existing Permit

Hello Vikki,

I was provided your contact information by Luis Carrillo, the Fleet Maintenance Supervisor for the City of Poway. I am reaching out to inquire about the process for adding a regulated storage tank to one of our existing permitted facilities?

We are considering having a 2,448 gallon bioxide tank installed at our Vehicle Maintenance location, CERS ID: 10374337 (14415 Lake Poway Road, Poway, CA 92064). The tank has a 99 inch sidewall (approximately 8' x 8') and is a double lined (self-contained).

Please let me know if you need any additional information or clarification. Any guidance you can provide would be greatly appreciated.

Kind regards,

Angelina Martinez
Management Analyst for Utilities
City of Poway | Department of Public Works
(858) 668-4714 | amartinez@poway.org

COUNTY OF SAN DIEGO

COMPLIANCE INSPECTION REPORT

FACILITY NAME: **CITY OF POWAY FLEET MAINTENANCE**
ADDRESS: **14415 LAKE POWAY RD**
CITY/ZIP: **POWAY** /**92064**

INSPECTION DATE: **03/03/2021** PAGE **1** OF **3**
RECORD ID #: **DEH2002-HUPFP-105397**
TIME START: **8:00 AM** END: **9:30 AM**
SPECIALIST: **Anthony Ayala**
INSPECTION CONTACT: **Luis Carrillo**
TITLE: **Fleet Maintenance Supervisor**
PHONE: **(858) 668-4756**
E-MAIL: **lcarrillo@poway.org**

On the above date, the County inspected your facility under the authority of the California Health and Safety Code (H&SC), to determine compliance with applicable provisions of the H&SC, the California Code of Regulations (CCR), and the San Diego County Code of Regulatory Ordinances (SDCC). **This report serves as a Notice to Comply (H&SC 25187.8 & 25404.1.2) for any minor violations as defined in H&SC 25404 and 25117.6.** This report may contain both minor and more significant (Class II) violations. Minor violations do not include repeat violations or violations remaining uncorrected for more than 30 days (or as specified below). Minor violations do not include knowing, willful, intentional, or chronic violations; nor do they include violations showing a pattern of neglect or disregard. The remarks below are intended to provide guidance to correct any violations indicated on the attached violation report. You must submit a written response to this report within 30 days (or as specified below) demonstrating that all violations have been corrected or include a written notice of disagreement that clearly states the reason for any disputed violations. Prompt correction can protect you from penalties for a "minor violation". Penalties can be imposed for each day in violation for all other violations even if they are corrected promptly. However, correction within 30 days (or as specified below) will make a penalty less likely.

NOTE: Reinspection fees will be charged if additional inspections are required to determine compliance.

☒ Unified Program Facility Permit Current	■ Contingency Plan Available ☐ LQG ☐ SQG
☐ Hazardous Materials Business Plan Available	☐ Employee Training Records Available
☐ Employee Training is Adequate	☐ Universal Waste Managed Properly
☐ Waste Disposal Records Available for Review	■ Waste Containers ☐ Closed ☐ Labeled
☐ Emergency Contacts Current ☐ Updated today	☐ Waste Containers in Good Condition
☐ Chemical Inventory/Map Current ☐ Updated today	Permit Expires On 02/28/2022

CONSENT TO CONDUCT INSPECTION GRANTED BY: Luis Carrillo TITLE: Fleet Maintenance Supervisor

INTRODUCTION:

Routine Inspection

Today, 3/3/2021, I witnessed an annual monitoring certification (AMC) and spill bucket test to verify compliance with Underground Storage Tank (UST) regulations, City of Poway Fleet Maintenance. Consent to conduct the inspection was granted by Luis Carrillo (Fleet Maintenance Supervisor). The certification/testing was performed by Keegan Slaten of Jenal Engineering (ICC, VMI, and Veeder-Root certifications verified and current).
This facility is a staging and maintenance center for municipal service/utility vehicles and heavy equipment/construction vehicles. A refueling station for the fleet exists on site.

This facility currently requires a permit with the Hazardous Materials Division (HMD) for the following programs:
- Underground Storage Tank (UST)
- Hazardous Materials Business Plan (HMBP), for storing hazardous materials above reportable quantities (≥ 55 gal of a liquid, 500 lbs of a solid, and 200 cu.ft. of a flammable compressed gas, 1,000 cu. ft of an inert compressed gas).
- Hazardous Waste, for generating hazardous waste in any amount.

Inspection scope for this visit: UST only. *All programs to be covered in 2022.*

INSPECTION REMARKS:
UST Scope
An AMC was witnessed for the following systems:
- 1 x 4,000 gallon diesel fuel UST (ID 19449)
- 1 x 6,000 gallon unleaded fuel UST (ID 19448)

Systems are pressurized, monitored by a Veeder-Root TLS-350 - software version 122.00.

The following UST records were reviewed: UST system alarm history and setup | UST Facility Operating Permit (Exp. 5/23/2023) | Statement of Understanding and Compliance Form | Designated UST Operator Identification Form (DO) | DO certification | Monitor certifications and spill bucket test reports for the last 3 years | 12 months of DUSTO monthly inspection reports | UST Facility Employee Training Certificate (training last conducted 9/24/2020) | Certificate of Financial Responsibility (Insurance - verified as current) | UST response plan and site plot plan | Most recent Secondary Containment Test (SCT) Report, dated 6/14/2020 | Most recent Overfill Prevention Equipment Inspection Report, dated 3/25/2019 (primary method: flapper valves).

The following monitoring equipment and components were tested and passed annual certification:
6 x 208 liquid sensors (fill sumps, turbine sumps, UDCs); 2 x 420 annular liquid sensors; two mechanical line leak detectors; and two spill buckets. Fail safe and sensor out were both tested and positive shutdown was verified.

The last AMC and spill bucket test were conducted on 3/19/2020.

Submit today's annual monitoring certification and spill container test results/reports to the HMD within 30 days.

Anthony Ayala | Environmental Health Specialist
County of San Diego, Dept. of Environmental Health
Hazardous Materials Division
5500 Overland Ave. San Diego, CA 92123
anthony.ayala@sdcounty.ca.gov

Report completed and emailed to facility.

Due to current public health orders, the facility rep did not sign the CIR, but was present during today's inspection.

For local information and updates on Covid-19, please visit:
https://www.sandiegocounty.gov/coronavirus.html
To receive updates via text, send COSD COVID-19 to 468-311

Helpful Websites:
• For guidance documents on hazardous materials-related topics,
go to: http://www.sandiegocounty.gov/content/sdc/deh/hazmat/hmd_publications.html
• For information on the California Environmental Reporting System (CERS),
go to: http://www.sandiegocounty.gov/content/sdc/deh/hazmat/hmd_cers.html
• If you have questions on: permit fees, business plan requirements, or hazardous waste regulations,
go to: http://www.sandiegocounty.gov/content/sdc/deh/hazmat.html
• To find out the latest San Diego County News and receive updates, subscribe to our govdelivery emails:
https://public.govdelivery.com/accounts/CASAND/subscriber/new

If you have any questions regarding this inspection, please contact Anthony Ayala ,(858) 518-7382,
anthony.ayala@sdcounty.ca.gov

INSPECTION PHOTOS
None
INSPECTION ATTACHMENTS

	Document Name	Document Description
1		

All regulated businesses are required by law to submit their Unified Program-related information and business updates online through the California Environmental Reporting System (CERS). For additional information about CERS, go to: http://www.sandiegocounty.gov/deh/hazmat/hmd_cers.html

PRINTED NAME OF FACILITY REPRESENTATIVE	SIGNATURE		DATE SIGNED
Luis Carrillo			
TITLE OF FACILITY REPRESENTATIVE			
Fleet Maintenance Supervisor		**Signature Not Obtained**	

Department of Environmental Health, Hazardous Materials Division, P.O. Box 129261, San Diego, CA 92112-9261
Phone: (858) 505-6880 http://www.sdcdeh.org

UNDERGROUND STORAGE TANK MONITORING SYSTEM CERTIFICATION

Permit Number:

UST Monitoring Site Plan

Site Address: 14415 Lake Poway Road, Poway, CA 92064

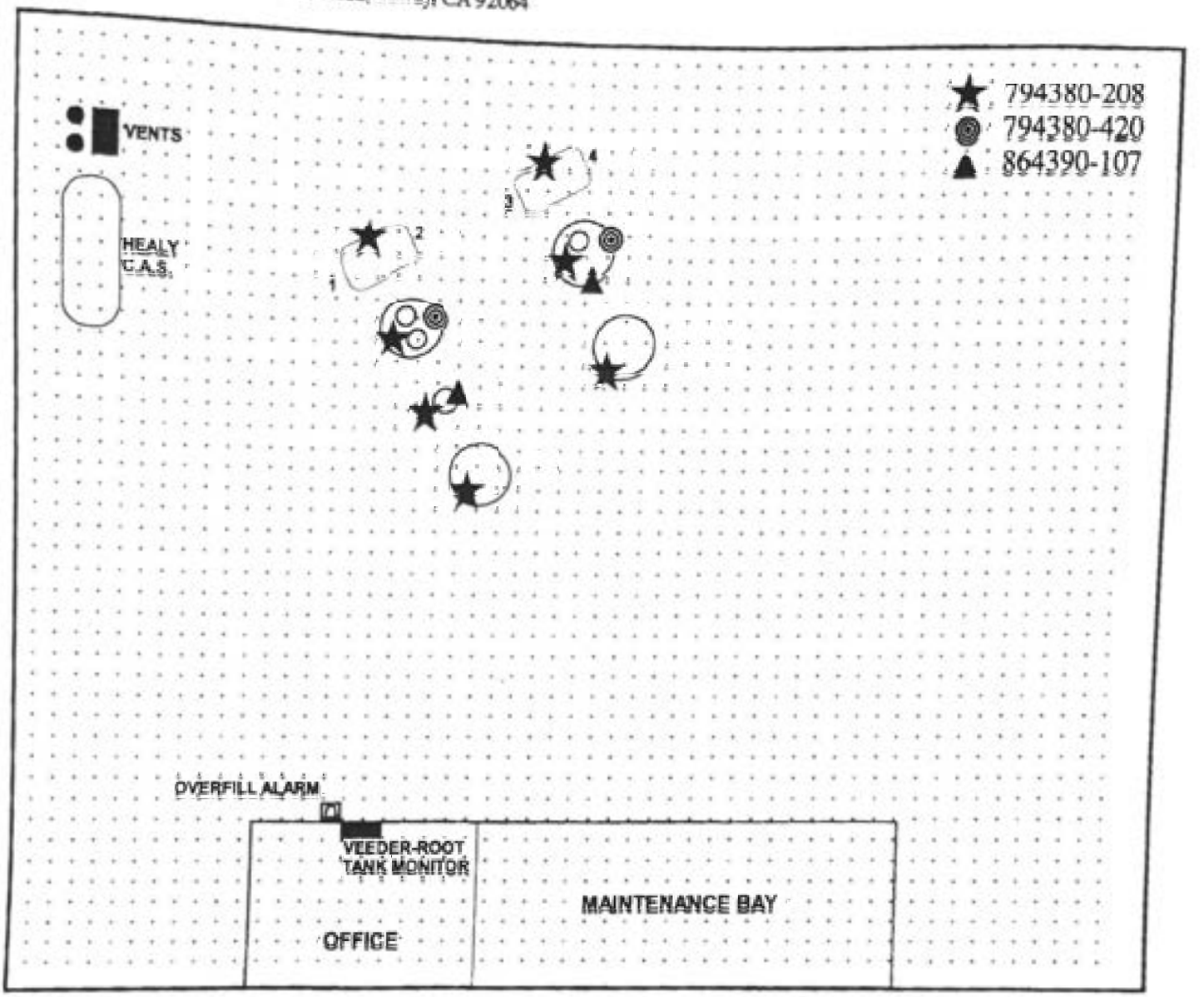

Date map was drawn: 3-Mar-17

Instructions

If you already have a diagram that shows all required information, you may include it, rather than this page, with your Monitoring System Certification. On your site plan, show the general layout of tanks and piping. Clearly identify locations of the following equipment, if installed: monitoring system control panels; sensors monitoring tank annular spaces, sumps, dispenser pans, spill containers, or other secondary containment areas; mechanical or electronic line leak detectors; and in-tank liquid level probes (if used for leak detection). In the space provided, note the date this Site Plan was prepared.

UNDERGROUND STORAGE TANK
STATEMENT OF UNDERSTANDING AND COMPLIANCE FORM (Page 1 of 1)

Every underground storage tank (UST) facility must submit a one-time statement indicating that the owner or operator understands and is in compliance with all applicable UST requirements. A copy of this completed form must be submitted via either the California Environmental Reporting System (CERS) or an equivalent local Unified Program Agency electronic reporting portal within 30 days of: 1) an installation of a UST; or 2) a change in owner or operator of the UST, as applicable. [California Code of Regulations, Title 23, Division 3, Chapter 16, Section 2715(a).]

Type of Action ☐ New Installation ☐ Change of Ownership ☐ Change of Operator

I. FACILITY INFORMATION

Business Name *(Same as Facility Name or DBA-Doing Business As)*	CERS ID
City of Poway Public Works Department	10374337

Business Site Address	City	ZIP Code
14415 Lake Poway Rd.	Poway	92064

II. OWNER / OPERATOR INFORMATION

Relationship to Underground Storage Tank(s) ☐ Owner ☒ Operator

UST Owner / Operator Name	Phone #
Bryant Hill	(858) 668-4722

Mailing Address	City	State	ZIP Code
14415 Lake Poway Rd.	Poway	CA	92064

III. CERTIFICATION BY OWNER / OPERATOR OF UNDERSTANDING AND COMPLIANCE

I hereby certify that I understand the underground storage tank requirements of Health and Safety Code, Division 20, Chapter 6.7, California Code of Regulations; Title 23, Division 3, Chapter 16; and any applicable local underground storage tank ordinances and that the facility identified above is in compliance with all applicable underground storage tank requirements.

UST Owner / Operator Signature	Date
Bryant Hill	1/31/19

ID = Identification

COUNTY OF SAN DIEGO CUPA
DEPARTMENT OF ENVIRONMENTAL HEALTH
HAZARDOUS MATERIALS DIVISION
P.O. BOX 129261, SAN DIEGO, CA 92112-9261
(858) 505-6880 FAX (858) 505-6848
http://www.sdcdeh.org

UNDERGROUND STORAGE TANK

RESPONSE PLAN – PAGE 1

(One form per facility)

TYPE OF ACTION ☑ 1. NEW PLAN ☐ 2. CHANGE OF INFORMATION R01

I. FACILITY INFORMATION

FACILITY ID # (Agency Use Only) 3 7 – 0 0 0 – 1 0 5 3 9 7 1

BUSINESS NAME (Same as FACILITY NAME or DBA – Doing Business As) R02
City of Poway Public Works Dept.

BUSINESS SITE ADDRESS R03	CITY R04		ZIP CODE R05
14415 Lake Poway Rd.	Poway	CA	92064

II. SPILL CONTROL AND CLEANUP METHODS

This plan addresses unauthorized releases from UST systems and supplements the emergency response plans and procedures in the facility's Hazardous Materials Business Plan.

- If safe to do so, facility personnel will take immediate measures to control or stop any release (e.g., activate pump shut-off, etc.) and, if necessary, safely remove remaining hazardous material from the UST system.
- Any release to secondary containment will be pumped or otherwise removed within 24 hours of discovery. Recovered hazardous materials, unless suitable for their intended use, will be managed as hazardous waste.
- Absorbent material will be used to contain and clean up manageable spills of hazardous materials. Absorbent material which has become too saturated to be effective or which is no longer intended for use will be managed as hazardous waste unless a waste determination in accordance with 22 CCR §66262.11 finds that it is non-hazardous. Used absorbent material, reusable or waste, will be stored in a properly labeled and sealed container. Waste material shall be disposed appropriately.
- Facility personnel will determine whether any water removed from secondary containment systems, or from clean-up activity, has been in contact with any hazardous material. If the water is contaminated, it will be managed as hazardous waste unless a waste determination in accordance with 22 CCR §66262.11 finds that it is non-hazardous. If the water has a petroleum sheen (i.e., rainbow colors), it is contaminated. A thick floating petroleum layer may not necessarily display rainbow colors. Water (hazardous or non-hazardous) from sumps, spill containers, etc. will not be disposed to storm water systems.
- We will review secondary containment systems for possible deterioration if any of the following conditions occur:
  1. Hazardous material in contact with secondary containment is not compatible with the material used for secondary containment;
  2. Secondary containment is prone to damage from any equipment used to remove or clean up hazardous material collected in secondary containment;
  3. Hazardous material, other than the product/waste stored in the primary containment system, is placed inside secondary containment to treat or neutralize released product/waste, and the added material or resulting material form such a combination is not compatible with secondary containment.

III. SPILL CONTROL AND CLEAN-UP EQUIPMENT

PERIODIC MAINTENANCE: Spill control and clean-up equipment kept permanently on-site is listed in the facility's Hazardous Materials Business Plan. This equipment is inspected at least monthly, and after each use, supplies are replenished as needed. Defective equipment is repaired or replaced as necessary.

EQUIPMENT NOT PERMANENTLY ON-SITE, BUT AVAILABLE FOR USE IF NEEDED: (Complete only if applicable)

EQUIPMENT	LOCATION	AVAILABILITY
R10 NA all equipment is on site	R20	R30
R11	R21	R31
R12	R22	R32
R13	R23	R33
R14	R24	R34
R15	R25	R35

IV. RESPONSIBLE PERSONS

THE FOLLOWING PERSON(S) IS/ARE RESPONSIBLE FOR AUTHORIZING ANY WORK NECESSARY UNDER THIS RESPONSE PLAN:

NAME	TITLE
R40 Bryant Hill	R50 Public Works Operations Manager
R41 Mike Weigel	R51 Senior Equipment Mechanic
R42 Chuck Tucker	R52 Equipment Mechanic
R43	R53

V. MONITORING INDICATORS

IF MONITORING INDICATES A POSSIBLE UNAUTHORIZED RELEASE, STEPS TO VERIFY THE RELEASE WILL BE MADE AS FOLLOWS: R60
☑ Additional system testing or data collection ☑ Inspection by qualified persons ☑ Recalibration of equipment ☑ Other (specify):

Inspect sumps and secondary containments for presence of liquid, remove and dispose of any liquid as hazardous waste.

UST Response Plan – Instructions

Complete one UST Response Plan for each UST facility. This form must be submitted with your initial UST Operating Permit Application and within 30 days of changes in the information it contains. It supplements the Emergency Response Plans and Procedures in the facility's Hazardous Materials Business Plan. (Note: Numbering of these instructions follows the data element numbers on the form.)

R01. TYPE OF ACTION – Check the appropriate box to indicate why this plan is being submitted.

1. FACILITY ID NUMBER – This space is for agency use only and is the same as UPF (Unified Program Facility) Permit #.

R02. BUSINESS NAME – Enter the complete Facility Name.

R03. BUSINESS SITE ADDRESS – Enter the street address where the facility is located, including building number, if applicable. Post office box numbers are not acceptable. This information must provide a means to locate the facility geographically.

R04. CITY – Enter the city or unincorporated area in which the facility is located.

R05. ZIP CODE – Enter the zip code of business site. The zip + 4 may also be added.

R10. EQUIPMENT – If you have spill control or clean-up equipment kept off-site, list that equipment in sections R10 through R15. If no equipment is kept off-site, leave this section blank.

R20. LOCATION – If you have spill control or clean-up equipment kept off-site, list the equipment location(s) sections R20 through R25. If no equipment is kept off-site, leave this section blank.

R30. AVAILABILITY – If you have spill control or clean-up equipment kept off-site, list the equipment availability in sections R30 through R35. If no equipment is kept off-site, leave this section blank.

R40. NAME – At least one person responsible for authorizing any work necessary under this UST Response Plan must be identified. Use sections R40 through R43 to list the name(s) of the responsible person(s).

R50. TITLE – At least one person responsible for authorizing any work necessary under this UST Response Plan must be identified. Use sections R50 through R53 to list the job title(s) of the responsible person(s).

R60. MONITORING INDICATORS Briefly describe the steps that will be taken to verify the presence or absence of a release if the tank monitoring system indicates the possibility of a release.

OWNER/OPERATOR SIGNATURE – The owner/operator shall sign in the space provided. This signature certifies that the signer believes that all information submitted is true, accurate, and complete.

R70. DATE – Enter the date the plan was signed.

R71. OWNER/OPERATOR NAME – Print or type the name of the person signing the plan.

R72. OWNER/OPERATOR TITLE – Enter the title of the person signing the plan.

COUNTY OF SAN DIEGO CUPA
DEPARTMENT OF ENVIRONMENTAL HEALTH
HAZARDOUS MATERIALS DIVISION
P.O. BOX 129261, SAN DIEGO, CA 92112-9261
(858) 505-6880 FAX (858) 505-6848
http://www.sdcdeh.org
UNDERGROUND STORAGE TANK

RESPONSE PLAN – PAGE 2

(One form per facility)

VI. REPORTING AND RECORD KEEPING

We will report/record any overfill, spill, or unauthorized release from a UST system as indicated in this plan.

Recordable Releases: Any unauthorized release from primary containment which the UST operator is able to clean up within eight (8) hours after the release was detected or should reasonably have been detected, and which does not escape from secondary containment, does not increase the hazard of fire or explosion, and does not cause any deterioration of secondary containment, must be recorded in the facility's monitoring records. Monitoring records must include:

- The UST operator's name and telephone number;
- A list of the types, quantities, and concentrations of hazardous substances released;
- A description of the actions taken to control and clean up the release;
- The method and location of disposal of the released hazardous substances, and whether a hazardous waste manifest was or will be used;
- A description of actions taken to repair the UST and to prevent future releases;
- A description of the method used to reactivate interstitial monitoring after replacement or repair of primary containment.

Reportable Releases: Any overfill, spill, or unauthorized release which escapes from secondary containment (or primary containment if no secondary containment exists), increases the hazard of fire or explosion, or causes any deterioration of secondary containment, is a reportable release. Reportable releases are also recordable.

Within 24 hours after a reportable release has been detected, or should have been detected, we will notify the local agency administering the UST program of the release, investigate the release, and take immediate measures to stop the release. If necessary, or if required by the local agency, remaining stored product/waste will be removed from the UST to prevent further releases or facilitate corrective action. If an emergency exists, we will notify the State Office of Emergency Services.

Within five (5) working days of a reportable release, we will submit to the local agency a full written report containing all of the following information to the extent that the information is known at the time of filing the report:

- The UST owner's or operator's name and telephone number;
- A list of the types, quantities, and concentrations of hazardous materials released;
- The approximate date of the release;
- The date on which the release was discovered;
- The date on which the release was stopped;
- A description of actions taken to control and/or stop the release;
- A description of corrective and remedial actions, including investigations which were undertaken and will be conducted to determine the nature and extent of soil, ground water or surface water contamination due to the release;
- The method(s) of cleanup implemented to date, proposed cleanup actions, and a schedule for implementing the proposed actions;
- The method(s) and location(s) of disposal of released hazardous materials and any contaminated soils, groundwater, or surface water;
- Copies of any hazardous waste manifests used for off-site transport of hazardous wastes associated with clean-up activity;
- A description of proposed methods for any repair or replacement of UST system primary/secondary containment systems;
- A description of additional actions taken to prevent future releases.

We will follow the reporting procedures described above if any of the following conditions occur:

- A recordable unauthorized release can not be cleaned up or is still under investigation within eight (8) hours of detection;
- Released hazardous substances are discovered at the UST site or in the surrounding area;
- Unusual operating conditions are observed, including erratic behavior of product dispensing equipment, sudden loss of product, or the unexplained presence of water in the tank, unless system equipment is found to be defective and is immediately repaired or replaced, and no leak has occurred;
- Monitoring results from UST system monitoring equipment/methods indicate that a release may have occurred, unless the monitoring equipment is found to be defective and is immediately repaired, recalibrated, or replaced, and additional monitoring does not confirm the initial results.

Record Retention: Monitoring records and written reports of unauthorized releases must be maintained on-site for at least 3 years. Hazardous waste shipping/disposal records (e.g., manifests) must be maintained for at least 3 years from the date of shipment.

VII. OWNER/OPERATOR SIGNATURE

CERTIFICATION: I certify that the information provided herein is true and accurate to the best of my knowledge.

OWNER/OPERATOR SIGNATURE	DATE R70
City of Poway / Bryant Hill	03/07/2018
OWNER/OPERATOR NAME (print) R71	**OWNER/OPERATOR TITLE R72**
BRYANT HILL	PUBLIC WORKS OPERATIONS MANAGER

(Agency Use Only) This plan has been reviewed and is: ☐ Approved ☐ Approved With Conditions* ☐ Disapproved

Local Agency Signature: Date: / /

**Conditions of approval (if any):*

UNDERGROUND STORAGE TANK
DESIGNATED UNDERGROUND STORAGE TANK OPERATOR IDENTIFICATION FORM (Page 1 of 1)

Every underground storage tank (UST) facility must have at least one designated UST operator. A copy of this completed form must be electronically submitted via either the California Environmental Reporting System (CERS) or an equivalent local Unified Program Agency electronic reporting portal within 30 days of: 1) an installation of a UST; 2) a change in owner or operator of the UST; or 3) an addition or change of an individual performing designated UST operator inspections or facility employee training at this facility. [California Code of Regulations, Title 23, Division 3, Chapter 16, Section 2715(a).]

Type of Action ☐ New UST Installation ☐ Change of Owner or Operator ☒ New or Change of Designated UST Operator

I. FACILITY INFORMATION

Business Name *(Same as Facility Name or DBA-Doing Business As)*	CERS ID
City of Poway	10374250

Business Site Address	City	ZIP Code
14415 Lake Poway Road	Poway	92064

The individual(s) listed below will conduct and document the facility inspections and facility employee training for the facility listed above in accordance with California Code of Regulations, Title 23, Division 3, Chapter 16, Sections 2715(c) and 2716.

II. DESIGNATED UNDERGROUND STORAGE TANK OPERATOR(S) INFORMATION

Name of Designated UST Operator *(Print as shown on the ICC certification.)*	ICC Certification #
Luis Carrillo	8918146-UC
Mailing Address	**Phone #**
14415 Lake Poway Road, Poway, CA 92064	(858) 668-4745
Name of Designated UST Operator *(Print as shown on the ICC certification.)*	ICC Certification #
Mailing Address	Phone #
Name of Designated UST Operator *(Print as shown on the ICC certification.)*	ICC Certification #
Mailing Address	Phone #
Name of Designated UST Operator *(Print as shown on the ICC certification.)*	ICC Certification #
Mailing Address	Phone #
Name of Designated UST Operator *(Print as shown on the ICC certification.)*	ICC Certification #
Mailing Address	Phone #
Name of Designated UST Operator *(Print as shown on the ICC certification.)*	ICC Certification #
Mailing Address	Phone #
Name of Designated UST Operator *(Print as shown on the ICC certification.)*	ICC Certification #
Mailing Address	Phone #
Name of Designated UST Operator *(Print as shown on the ICC certification.)*	ICC Certification #
Mailing Address	Phone #
Name of Designated UST Operator *(Print as shown on the ICC certification.)*	ICC Certification #
Mailing Address	Phone #
Name of Designated UST Operator *(Print as shown on the ICC certification.)*	ICC Certification #
Mailing Address	Phone #
Name of Designated UST Operator *(Print as shown on the ICC certification.)*	ICC Certification #
Mailing Address	Phone #

Attach additional page(s) containing all the information in section II if more alternates are used.

ID = Identification, ICC = International Code Council

State of California
State Water Resources Control Board
Division of Financial Assistance
P.O. Box 944212
Sacramento, CA 94244-2121
(Instructions on reverse side)

For State Use Only

CERTIFICATION OF FINANCIAL RESPONSIBILITY

FOR UNDERGROUND STORAGE TANKS CONTAINING PETROLEUM

A. I am required to demonstrate Financial Responsibility in the required amounts as specified in California Code of Regulations (CCR), Title 23, Division 3, Chapter 18, Section 2807,

☒ 500,000 dollars per occurrence or ☐ 1 million dollars per occurrence AND ☒ 1 million dollars annual aggregate or ☐ 2 million dollars annual aggregate

B. City of Poway *(Name of Tank Owner or Operator)* *hereby certifies that it is in compliance with the requirements of Section 2807, California Code of Regulations, Title 23, Division 3, Chapter 18, Article 3, Section 2807. The mechanisms used to demonstrate financial responsibility as required by Section 2807 are as follows:*

C. Mechanism Type	Name and Address of Issuer	Mechanism Number	Coverage Amount	Coverage Period	Corrective Action	Third Party Comp
Liberty Surplus Insurance Corporation - Financial Assurance	Liberty Surplus Insurance Corp 175 Berkeley St, Boston, MA 02216 - Ph (617) 357-9500	IRONTX009032722 Term: 7/01/21 to 7/01/22	$1,000,000 per Occurrence and Annual Aggregate	07/01/21 - 07/01/22	Yes	Yes

Note:

Note: If you are using the State Fund as any part of your demonstration of financial responsibility, your execution and submission of this certification also certifies that you are in compliance and shall maintain compliance with all conditions for participation in the Fund. See instructions.

D. Facility Name	Facility Address
City of Poway/Public Works Department, Fleet Maint.	14415 Lake Poway Road, Poway, CA 92064
Facility Name	Facility Address
Facility Name	Facility Address

E. Signature of Tank Owner or Operator	Date	Name and Title of Tank Owner or Operator
Luis Carrillo	7/12/21	Luis Carrillo, Fleet Maintenance Supervisor
Signature of Witness or Notary	Date	Name of Witness or Notary
[signature]	7/12/21	Michael Obermiller, Public Works Operations Manager

CFR (Revised 11/08) FILE: Original - Local Agency Copies - Facility/Site(s)

UNDERGROUND STORAGE TANK MONITORING SYSTEM CERTIFICATION

Permit Number:

UST Monitoring Site Plan

Site Address: 14415 Lake Poway Road, Poway, CA 92064

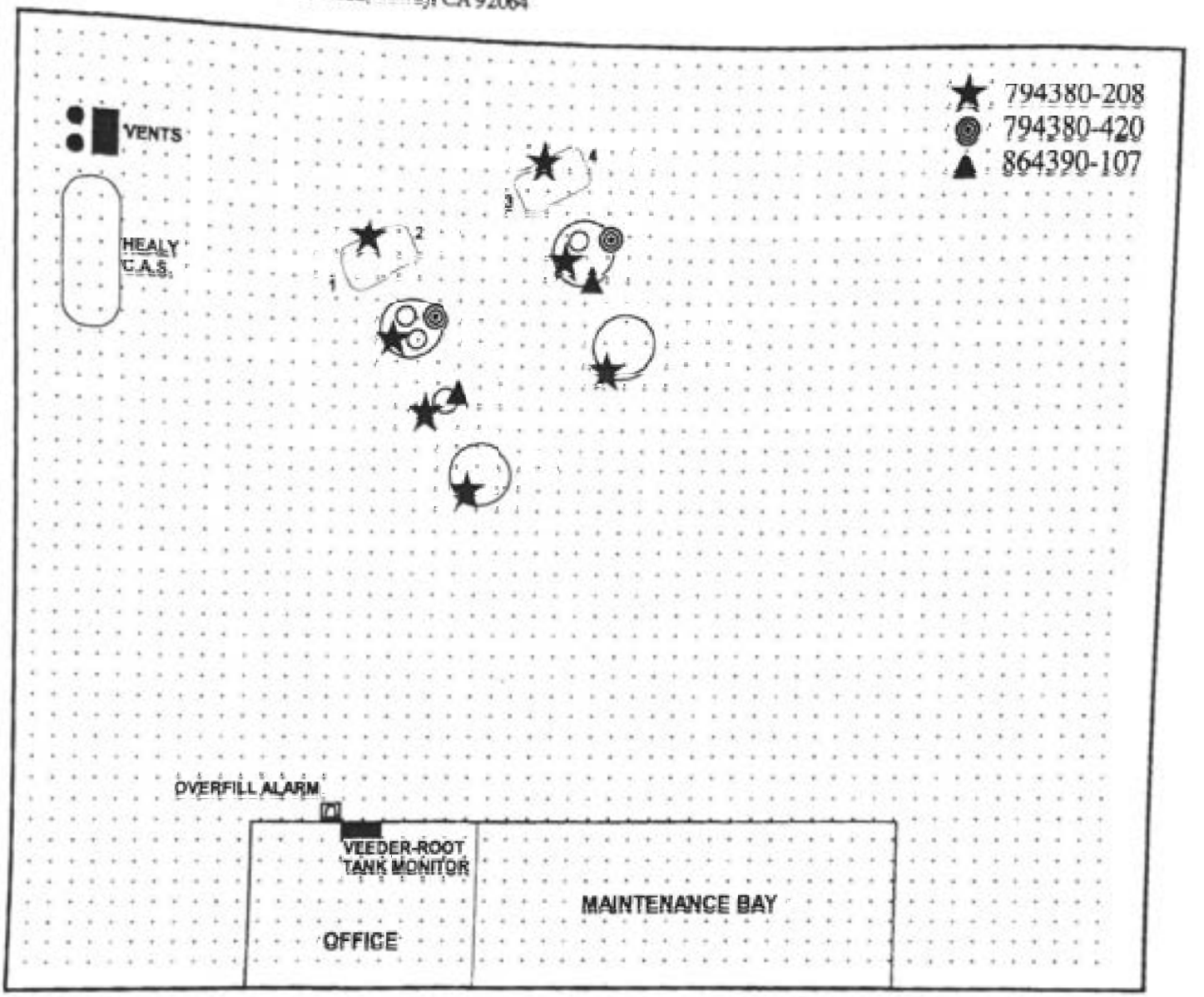

Date map was drawn: 3-Mar-17

Instructions

If you already have a diagram that shows all required information, you may include it, rather than this page, with your Monitoring System Certification. On your site plan, show the general layout of tanks and piping. Clearly identify locations of the following equipment, if installed: monitoring system control panels; sensors monitoring tank annular spaces, sumps, dispenser pans, spill containers, or other secondary containment areas; mechanical or electronic line leak detectors; and in-tank liquid level probes (if used for leak detection). In the space provided, note the date this Site Plan was prepared.

COUNTY OF SAN DIEGO

COMPLIANCE INSPECTION REPORT

FACILITY NAME: **CITY OF POWAY FLEET MAINTENANCE**
ADDRESS: **14415 LAKE POWAY RD**
CITY/ZIP: **POWAY** /**92064**

INSPECTION DATE: **03/03/2022** PAGE **1** OF **6**
RECORD ID #: **DEH2002-HUPFP-105397**
TIME START: **8:00 AM** END: **9:30 AM**
SPECIALIST: **Yvonne Chavarin**
INSPECTION CONTACT: **Mike Weigel**
TITLE: **Fleet Maintenance Supervisor**
PHONE: **(858) 668-4756**
E-MAIL: **mweigel@poway.org**

On the above date, the County inspected your facility under the authority of the California Health and Safety Code (H&SC), to determine compliance with applicable provisions of the H&SC, the California Code of Regulations (CCR), and the San Diego County Code of Regulatory Ordinances (SDCC). **This report serves as a Notice to Comply (H&SC 25187.8 & 25404.1.2) for any minor violations as defined in H&SC 25404 and 25117.6.** This report may contain both minor and more significant (Class II) violations. Minor violations do not include repeat violations or violations remaining uncorrected for more than 30 days (or as specified below). Minor violations do not include knowing, willful, intentional, or chronic violations; nor do they include violations showing a pattern of neglect or disregard. The remarks below are intended to provide guidance to correct any violations indicated on the attached violation report. You must submit a written response to this report within 30 days (or as specified below) demonstrating that all violations have been corrected or include a written notice of disagreement that clearly states the reason for any disputed violations. Prompt correction can protect you from penalties for a "minor violation". Penalties can be imposed for each day in violation for all other violations even if they are corrected promptly. However, correction within 30 days (or as specified below) will make a penalty less likely.

NOTE: Reinspection fees will be charged if additional inspections are required to determine compliance.

☒ Unified Program Facility Permit Current	■ Contingency Plan Available ☐ LQG ☐ SQG
☐ Hazardous Materials Business Plan Available	☐ Employee Training Records Available
☐ Employee Training is Adequate	☐ Universal Waste Managed Properly
☐ Waste Disposal Records Available for Review	■ Waste Containers ☐ Closed ☐ Labeled
☐ Emergency Contacts Current ☐ Updated today	☐ Waste Containers in Good Condition
☐ Chemical Inventory/Map Current ☐ Updated today	Permit Expires On 02/28/2023

CONSENT TO CONDUCT INSPECTION GRANTED BY: Mike Weigel TITLE: Fleet Maintenance Supervisor

INTRODUCTION:
On 3/3/2022, I conducted a routine Unified Program inspection, and witnessed the annual UST monitoring certification and spill container testing at **CITY OF POWAY FLEET MAINTENANCE**.

Consent to conduct this onsite inspection was granted by Mike Weigel, Fleet Maintenance Supervisor. UST testing was performed by Keegan Slatten, certified UST service technician with Jenal Engineering. Also present during this inspection was An Nguyen, MaryAnn Zakaria, and Ryan Yanda, Environmental Health Specialists.

Based on observations and information reported in the California Environmental Reporting System (CERS), this facility is subject to the following Unified Programs:
- Underground Storage Tank (UST) program
- Hazardous Materials Business Plan (HMBP) program
- Hazardous waste (HW) generator program

Today's Unified Program inspection was limited to UST program compliance. HMBP and HW generator inspection scopes will be covered during a future inspection.

See two violations and remarks from today's compliance inspection below.

VIOLATION # 1
2060020 (TCR 9a) Failure to meet one or more of the following requirements: Install or maintain a liquid-tight spill container. Have a minimum capacity of 5 gallons. Have a functional drain valve or other method for the removal of liquid from the spill container. Be resistant to galvanic corrosion. Perform a tightness test at installation, every 12 months thereafter, or within 30 days after a repair to the spill container, tested using applicable manufacturer guidelines, industry codes, engineering standards, or a method approved by a professional engineer. Tested by a certified UST service technician. Maintain records of spill containment testing for 36 months. 23 CCR 2635(b), 2637.1(a-c), 2665(a-b), 2712(b)(1)(F); HSC 25284.2

Underground Storage Tanks: 19448

Classification: Class II

Observations:
During today's spill container testing, the spill container installed on the regular unleaded fuel tank was leaking from the drain valve and failed to hold 5-gallons.

All underground storage tanks shall be equipped with a spill container that collects at least 5-gallons of any hazardous substances spilled during product delivery operations until it is detected and cleaned up.

Corrective Action Due By:04/08/2022
Within 30 days, repair or replace the spill container on the regular unleaded tank (Tank #19448) and submit passing results on the Spill Container Testing Report.

VIOLATION # 2
2030012 Failure to comply with one or more of the following: Provide initial training before the individual performs the duties of a facility employee. Train facility employees in the proper operation and maintenance of the underground storage tank system at least once every 12 months. Have at least one facility employee present during operating hours that has been trained in the proper operation and maintenance of the UST system by a designated operator (DO). 23 CCR 2715(c), 2715(c)(1), 2715(c)(2)

Underground Storage Tanks: 19448,19449

Classification: Class II

Observations:
At the time of this inspection, I was unable to obtain a Facility Employee Training Certificate for employee training provided by the designated UST operator in 2021 or 2020. Based on records reviewed onsite, employees were last trained on the proper operation and maintenance of the underground storage tank systems in 2019. This site has a new designated UST operator as of January 2022.

The designated UST operator(s) shall train facility employees in the proper operation and maintenance of the underground storage tank system at least once every 12 months. At least one of the facility employees present during operating hours shall have current training. A list of facility employees who have been trained by the designated UST operator, shall be maintained onsite. The “Facility Employee Training Certificate” shall be signed by the designated UST operator and maintained onsite.

Corrective Action Due By:04/08/2022
Within 30 days, ensure facility employees receive initial or annual training by the designated UST operator and maintain a signed and dated Facility Employee Training Certificate onsite.

INSPECTION REMARKS:

The following minor violations were observed during this inspection and corrected onsite:
1) Designated UST Operator Identification Form not submitted in CERS within 30 days of a change. This document was submitted in CERS during this inspection.
2) Certification of Financial Responsibility in CERS expired on 7/1/2021. This document was submitted in CERS during this inspection.
3) Designated UST Operator Visual Inspection Reports not signed by the owner or operator within 72 hours. Current reports in compliance.
4) Visual inspection by the Designated UST Operator not completed at least once every 30 days within the past year. Current reports in compliance.

This UST system was installed in 1987 with two double-wall tanks and double-wall pressurized piping connected to two dispensers. Secondary containment testing was last performed on 6/11/2020. The overfill prevention equipment inspection was last conducted on 3/25/2019; 36-month inspection due by 3/31/2022. Tanks utilize a fill-tube shutoff valve for overfill protection.

UST information reported in CERS was reviewed.

The following UST components were tested/certified during this inspection:
liquid sensors (L1-L9); spill buckets (2); mechanical line leak detectors (2); failsafe and sensor out

The following UST records were reviewed onsite:
Veeder-Root Alarm History Report and System Setup; UST Operating Permit; Facility Employee Training Certificate (current); UST testing, maintenance, and inspection forms (36 months); Designated UST Operator Visual Inspection Reports (36 months); UST Monitoring Plan; Certification of Financial Responsibility (current)

Due to Public Health restrictions, a signature was not obtained.

Helpful Websites:
• For guidance documents on hazardous materials-related topics,
go to: https://www.sandiegocounty.gov/content/sdc/deh/hazmat/hmd_publications.html
• For information on the California Environmental Reporting System (CERS),
go to: https://www.sandiegocounty.gov/content/sdc/deh/hazmat/hmd_cers.html
• If you have questions on: permit fees, business plan requirements, or hazardous waste regulations,
go to: https://www.sandiegocounty.gov/content/sdc/deh/hazmat.html
• To find out the latest San Diego County News and receive updates, subscribe to our govdelivery emails:
https://public.govdelivery.com/accounts/CASAND/subscriber/new

If you have any questions regarding this inspection, please contact Yvonne Chavarin, 858-869-7186, yvonne.chavarin@sdcounty.ca.gov

INSPECTION PHOTOS
None
INSPECTION ATTACHMENTS

	Document Name	Document Description
1		

All regulated businesses are required by law to submit their Unified Program-related information and business updates online through the California Environmental Reporting System (CERS). For additional information about CERS, go to: https://www.sandiegocounty.gov/deh/hazmat/hmd_cers.html

PRINTED NAME OF FACILITY REPRESENTATIVE **N/A**	SIGNATURE		DATE SIGNED
TITLE OF FACILITY REPRESENTATIVE **N/A**		**Signature Not Obtained**	

FACILITY NAME: * **CITY OF POWAY FLEET MAINTENANCE**

ADDRESS: * **14415 LAKE POWAY RD** CITY/ZIP: * **POWAY** **92064**

VIOLATION REPORT: Each violation checked below is for the section(s) of the California Health and Safety Code (HSC), California Code of Regulations (CCR), or the San Diego County Code (SDCC) indicated in italics. All violations must be corrected. Submit documentation of return to compliance to your Specialist. You may use the Corrective Action Form (HM-926) to document your return to compliance. Please call (858) 505-6880 or your Specialist if you have any questions.

#	VIOLATION DESCRIPTION
☐ HMD3101	Unified Program Facility Permit not obtained &/or maintained for UST. HSC 25284(a), SDCC 68.904; 68.905; 68.906; 68.907; 68.907.1; 68.1003(a); 68.1005
☐ HMD3103	UST repair/modify/closure permit not obtained from HMD. SDCC 68.1004, 68.1005, 68.1009.5
☐ 2030064	Failure to notify the CUPA 48 hours prior to testing or inspection of overfill prevention equipment. 23 CCR 2637(g), 2637.1(f), 2637.2(f),2638(e), 2643(g), 2644.1(a)(4)
☐ 2030021	Failure to obtain a valid operation permit from the CUPA including but not limited to unpaid permit fees. HSC 25284(a)(1); 23 CCR 2711(d); SDCC 68.1003
☐ 2030078	Failure to retain a paper or electronic copy of the permit to operate at the facility. 23 CCR 2712(i)
☐ 2030039	Failure to comply with any of the applicable requirements of the permit issued for the operation of the UST system. 23 CCR 2712(a)(b)(f)(i)(j)(k)
☐ 2060001	Failure to submit as-built plans for the location and orientation of the tanks and appurtenant piping systems for new installations and/or with the permit application. 23 CCR 2635(e)(8)
☐ 2010010	Failure to submit a complete and accurate application for a permit to operate a UST, or for renewal of the permit. 23 CCR 2711; HSC 6.7 25284 (c), 25286(c)
☐ 2010007	(TCR 11) Failure to submit and maintain complete and current Certification of Financial Responsibility or other mechanism of financial assurance. HSC 25292.2(a), 25299.30-34; 23 CCR 2711(a)(11), 2808.1, 2809-2809.2
☐ 2030037	Failure to implement or maintain a written agreement between the UST owner and operator. 23 CCR 2620(b); HSC 6.7 25284(a)(3)(A-B)
☐ 2010012	Failure to maintain UST records in sufficient detail to enable the CUPA to determine whether the UST systems are in compliance. HSC 25293
☐ 2010013	Failure to have an approved UST Monitoring Plan. 23 CCR 2632(d)(1), 2634(d), 2641(h)
☐ 2010014	Failure to have an approved UST Response Plan. 23 CCR 2632(d)(2), 2634(e), 2641(h)
☐ 2010015	Failure to maintain a copy of the "Facility Employee Training Certificate" on-site or off-site at a readily available location, if approved by the CUPA. 23 CCR 2715(C)(3-4)
☐ 2010016	(TCR 10) Failure to submit the "Underground Storage Tank Statement of Understanding and Compliance Form." 23 CCR 2715(a)(1)(A), 2715(a)(2)
☐ 2010017	Failure to submit a copy of the spill containment test results on the "Spill Container Testing Report Form" to the CUPA within 30 days after the test. 23 CCR 2637.1(d), 2637.1(e)
☐ 2010018	Failure to submit a copy of the overfill prevention equipment inspection results on the "Overfill Prevention Equipment Inspection Report Form" to the CUPA within 30 days after the inspection. 23 CCR 2637.2(d-e), 2665(a-b)
☐ 2030033	Failure to have current UST Monitoring Plan readily accessible at the facility. 23 CCR 2712(i)
☐ 2030046	Failure to submit a current UST Response Plan or make readily accessible at the facility. 23 CCR 2712(i), 2632(d)(2), 2634(e), 2641(h)
☐ 2030041	Failure to submit or maintain a current facility plot plan. 23 CCR 2632(d)(1)(C), 2641(h)
☐ 2030002	(TCR 9d) Failure to have a properly qualified service technician test leak detection equipment as required every 12 months (vacuum, pressure, hydrostatic (VPH) system, sensors, line-leak detectors (LLD), automatic tank gauge (ATG), etc.). 23 CCR 2638(a)(b), 2641(j), 2715(f).
☐ 2030074	Failure to submit the "Monitoring System Certification Form" to the CUPA within 30 days of completion of the test. 23 CCR 2638(c-d)
☐ 2030003	Failure of the leak detection equipment to have an audible and visual alarm as required. 22 CCR 2632(c)(2)(B), 2634(d)(1)(A), 2636(f)(1)
☐ 2060002	(TCR 9d) Failure to outfit the single-walled UST system with a monitoring system capable of detecting a leak. HSC 25292(a); 23 CCR 2641(e)
☐ 2010003	(TCR 10) Failure to submit the "Designated Underground Storage Tank Operator Identification Form" within 30 days of installing a UST system or within 30 days of a change in DO. 23 CCR 2715(a)(1)(B), 2715(a)(3)
☐ 2010009	Failure to submit a copy of the secondary containment test results on the "Secondary Containment Testing Report Form" to the CUPA within 30 days after the test. 23 CCR 2637(e-f)
☐ 2030048	(TCR 9d) Failure to conduct secondary containment testing, or one or more of the following requirements: Perform the test of the secondary containment system upon installation, within six months of installation, and every 36 months thereafter. Perform the test of a secondary containment component within 30 days of a repair or discontinuing vacuum, pressure or hydrostatic monitoring. Use a procedure that demonstrates the system works as well as at installation. Use applicable manufacturer guidelines, industry codes, engineering standard, or professional engineer approval. Performed by a certified service technician. Maintain records of secondary containment testing for 36 months. 23 CCR 2637(a-d), 2712(b)(1)(F)
☐ 2030034	Failure to properly affix tag/sticker on each piece of monitoring equipment being certified, repaired, or replaced. 23 CCR 2638(f)
☐ 2030044	Owner/operator deposited or allowed deposit of petroleum or a hazardous substance into a UST that has a red tag affixed to the fill pipe. 23 CCR 16 2717.1(f), HSC 6.7 25292.3(c)
☐ 2030047	Failure to maintain secondary containment (e.g. failure of secondary containment testing). HSC 25290.1(c)(2), 25290.2(c)(2), 25291(a), 25291(e)
☐ 2030079	Owner/Operator allowed dispensing of petroleum or a hazardous substance from a UST that has a red tag affixed to the fill pipe. HSC 6.7 25292.3(c)(1)(C)
☐ 2030077	(TCR 9d) Failure to notify the CUPA within 24 hours upon discovery of a reportable unauthorized release or failure to prepare a report within five working days. HSC 6.7 25295(a)(1); 23 CCR 2650(e), 2652(b)
☐ 2030061	Failure to record any unauthorized release from the primary containment. HSC 6.7 25294
☐ 2010005	Failure to submit enhanced leak detection testing results to the board and the CUPA within 60 days of completion of the test. 23 CCR 2644.1(a)(5)
☐ 2030068	Failure to conduct the required initial or periodic enhanced leak detection (ELD) test for UST systems located within 1,000 feet of a public drinking water well. HSC 25292.4(a), 25292.5(a); 23 CCR 2640(e), 2644.1(a)
☐ 2060008	Failure to perform enhanced leak detection testing before the tank is placed in use. HSC 25290.1(j)
☐ 2010008	Failure to maintain records of repairs, linings, and upgrades on site, or off site if approved by the CUPA, for the life of the UST. 23 CCR 16 2712(b)(6)
☐ 2030062	(TCR 9d) Leak detection equipment disabled or tampered with in a manner that would prevent the monitoring system from detecting and/or alerting the owner/operator of a leak. HSC 25299(a)(9); 23 CCR 2630(d)
☐ 2010006	Owner/operator made false statements, representation, or certification on an application, record, or other document. HSC 25299(a)(8), 25299(b)(7)
☐ 2030043	(TCR 9d) Failure of the leak detection equipment to be installed, calibrated, operated, and/or maintained in accordance with manufacturer's instructions. 23 CCR 2638(a), 2641(j)

	☐ 2010004	(TCR 12) Failure to maintain on-site, or off-site at a readily available location if approved by the CUPA, copies of Designated Operator inspection records as follows: Designated operator monthly inspection records for inspections performed before October 1, 2018 must be kept for 12 months from the month of inspection. For inspections performed on or after October 1, 2018, copies of the "Designated Underground Storage Tank Operator Visual Inspection Report" must be kept for 36 months from the month of inspection. 23 CCR 2716(f)
2	☒ 2030012	Failure to comply with one or more of the following: Provide initial training before the individual performs the duties of a facility employee. Train facility employees in the proper operation and maintenance of the underground storage tank system at least once every 12 months. Have at least one facility employee present during operating hours that has been trained in the proper operation and maintenance of the UST system by a designated operator (DO). 23 CCR 2715(c), 2715(c)(1), 2715(c)(2)
	☐ 2030013	(TCR 12) Failure to comply with one or more of the following Designated Operator (DO) inspection requirements: Conduct the DO visual inspection at least once every 30 days. Be performed by an ICC certified DO. Inspect monthly alarm history report, check that alarms are documented and responded to appropriately, and attach a copy. Inspect for the presence of liquid/debris in spill containers. Inspect for the presence of liquid/debris in under dispenser containment (UDC) and ensure that the monitoring equipment is positioned correctly. Inspect for liquid or debris in containment sumps where an alarm occurred with no service visit. Check that all testing and maintenance has been completed and documented.Verify that all facility employees have been trained in accordance with 23 CCR 2715(c). The owner/operator sign and date the Designated Underground Storage Tank Operator Visual Inspection Report within 72 hours of being provided a signed copy. 23 CCR 2716 (a-e)
	☐ 2030015	Failure to demonstrate to the CUPA that the equipment and methods used to monitor the UST system are certified by an independent third-party as complying with the standards set forth in 23 CCR 2643(f). 23 CCR 16 2630(d), 2643(f), 2644.1(a)(2)
	☐ 2030035	Failure to operate the UST system to prevent unauthorized releases including leaks, spills, and/or overfills. HSC 25292.1(a)
	☐ 2030073	Failure to implement the corrections specified in the inspection report within 30 days of receiving an inspection report from either the CUPA or special inspector. 23 CCR 16 2712(f)
	☐ 2030066	Failure to take appropriate action to repair and retest any leaking UST component which is discovered from an enhanced leak detection (ELD) test for UST systems located within 1,000 feet of a public drinking water well. HSC 25292.4(d), 25292.5(c)
	☐ 2030032	Failure to meet one or more of the following requirements for exclusion of unburied fuel delivery piping at a marina: Conduct daily inspections of the piping and maintains a log of inspection results for review by the UPA. HSC 6.7 25281.5(b)(2)

UST TANK (DW/SW) - REQUIREMENT

#		VIOLATION DESCRIPTION
	☐ 2030001	(TCR 9d) Failure to maintain monitoring and maintenance records for 36 months and records pertaining to the release detection system, such as written performance claims, calibration, and maintenance records for at least 60 months. 23 CCR 2712(b)(1-2)
	☐ 2030059	Failure to meet the conditions required to exempt an emergency generator tank system in a below-grade structure from UST regulations. HSC 25281.6(a)
	☐ 2060005	Failure of the UST system to be designed and constructed with a monitoring system capable of detecting the entry of the hazardous substance into the secondary containment. HSC 25291(b)
	☐ 2060007	Failure of primary or integral secondary containment to be approved for use by an independent testing organization or failure of non integral secondary containment to be designed and constructed to an engineering specification approved by a registered professional engineer or in accordance with a nationally recognized industry code or engineering standard. 23 CCR 2631(b), 2631(d), 2666(b)(2), 2666(e)(2)
	☐ 2030007	Failure to submit and/or maintain documentation regarding positive statement of compatibility for UST system components. 23 CCR 2631(l), 2631(j), 2631.1(b), 2640.1, 2711(c), 2712(b)(5)
	☐ 2030036	(TCR 9b) Failure to comply with one or more of the following overfill prevention equipment requirements: 1. Alert the transfer operator when the tank is 90% full by restricting the flow into the tank or triggering an audible and visual alarm; or 2. Restrict delivery of flow to the tank at least 30m before the tank overfills, provided the restriction occurs when the tank is filled to no more than 95% of capacity and activate an audible alarm at least 5m before the tank overfills; or 3. Provide positive shut-off of flow to the tank when the tank is filled to no more than 95% of capacity; or 4. Provide positive shut-off of flow to the tank so that none of the fittings located on the top of the tank are exposed to product due to overfilling. 5. Install/ retrofit overfill prevention equipment that does not use flow restrictors on vent piping to meet overfill prevention equipment requirements when the overfill prevention equipment is installed, repaired, or replaced on and after October 1, 2018. 6. For USTs installed before October 1, 2018, perform an inspection by October 13, 2018 and every 36 months thereafter. 7. For USTs installed on and after October 1, 2018, perform an inspection at installation and every 36 months thereafter. 8. Inspected within 30 days after a repair to the overfill prevention equipment. 9. Inspected using an applicable manufacturer guidelines, industry codes, engineering standards, or a method approved by a professional engineer. 10. Inspected by a certified UST service technician. 11. Maintain records of overfill prevention equipment inspection for 36 months. 23 CCR 2635(c)(1), 2635(d), 2637.2(a-c), 2665, 2712(b)(1)(G)
1	☒ 2060020	(TCR 9a) Failure to meet one or more of the following requirements: Install or maintain a liquid-tight spill container. Have a minimum capacity of 5 gallons. Have a functional drain valve or other method for the removal of liquid from the spill container. Be resistant to galvanic corrosion. Perform a tightness test at installation, every 12 months thereafter, or within 30 days after a repair to the spill container, tested using applicable manufacturer guidelines, industry codes, engineering standards, or a method approved by a professional engineer. Tested by a certified UST service technician. Maintain records of spill containment testing for 36 months. 23 CCR 2635(b), 2637.1(a-c), 2665(a-b), 2712(b)(1)(F); HSC 25284.2
	☐ 2030008	Failure to keep water out of the secondary containment of UST systems installed on or after July 1, 2003. HSC 25290.1(c)(3), 25290.2(c)(3)
	☐ 2060015	(TCR 9d) Failure of leak detection equipment to be installed, maintained and located such that the equipment is capable of detecting a leak at the earliest possible opportunity. 23 CCR 2630(d), 2641(a)
	☐ 2030016	(TCR 9d) Failure to continuously monitor the interstitial space of a double-walled tank with an audible and visual alarm system. 23 CCR 2631(g), 2632(c)(2)(A-B)
	☐ 2030017	(TCR 9d) Failure to meet one or more of the following monitoring requirements in lieu of the requirement to be tightness tested every 12 months: The monitoring system maintains all product piping outside the dispenser to be fail-safe and shut down the pump when a leak is detected. The monitoring system shuts down the pump or stops flow when a leak is detected in the under dispenser containment (UDC). 23 CCR 2636(f)
	☐ 2030022	(TCR 9d) Failure to conduct groundwater and/or vadose zone monitoring or maintain site assessment as required. 23 CCR 2647(a), 2648(a), 2712(b)(4)
	☐ 2030029	(TCR 9c) Failure to complete one or more of the requirements of tank lining, including but not limited to: submit proper written tank lining certification to the CUPA within 30 days of completion of the inspection, perform tank integrity test and/or vacuum test following lining, employ proper coatings expert and/or special inspector. Failure to inspect a steel tank which has been lined or repaired using the interior lining method within 10 years of lining and every 5 years after. Maintain records for the life of the tank. 23 CCR 2663, 2712(b)(6).
	☐ 2060024	UST system is not made of or lined with materials that are compatible with the substance stored in the underground storage tank system. 23 CCR 2631.1, 2660(m); HSC 25290.1(c)(1), 25290.2(c)(1), 25291(a)(1)
	☐ 2030040	(TCR 9d) Failure to maintain secondarily contained piping to allow liquid in the event of a leak to drain into sump (i.e. failure to remove test boot, pipe swelling). 23 CCR 2630(d), 2641(a)
	☐ 2060022	Failure of UST system installed on or after July 1, 2003 and before July 1, 2004 to comply with one or more of the following: be designed and constructed with a monitoring system capable of detecting the entry of the hazardous substance stored in the primary containment into the secondary containment and/or capable of detecting water intrusion into the secondary containment. HSC 25290.2(d); 23 CCR 2630(d)
	☐ 2030065	(TCR9d) Failure to maintain the interstitial space such that a breach in the primary or secondary containment is detected before the liquid or vapor phase of the hazardous substance stored in the UST tank is released into the environment, i.e., vacuum, pressure, hydrostatic (VPH) monitoring. HSC 25290.1(e); 23 CCR 2630(d)
	☐ 2060023	Failure of a UST system installed on or after July 1, 2004 to be designed and constructed with a monitoring system capable of detecting the entry of the liquid or vapor-phase of the hazardous substance stored in the primary containment into the secondary containment and capable of detecting water intrusion into the secondary containment. HSC 25290.1(d); 23 CCR 2630(d)

☐	2060029	Failure to upgrade single-walled pipe to double-walled continuous interstitially monitored pipe when replacement or repair is required. 23 CCR 2666(b)(2)

UST TANK (SW) REQUIREMENTS

#		VIOLATION DESCRIPTION
☐	2030005	(TCR 9d) Option 1: Failure of the continuous in-tank leak detection (CITLD) system to perform a 0.2 gallon-per-hour leak test that determines the leak status of the tank at least once every 30 days. 23CCR 2643(b)(3)
☐	2030006	(TCR 9d) Option 1: Failure of the automatic tank gauging (ATG) system to perform valid 0.2 gallon-per-hour leak tests or generate hard-copy test reports at least once every 30 days. 23 CCR 2643(b)(1)
☐	2030056	Option 2: Failure to submit the statistical inventory reconciliation (SIR) Report every 12 months to the CUPA. 23 CCR 2646.1(j)
☐	2030057	Option 2: When statistical inventory reconciliation results indicate failure or inconclusive, owner/operator failed to complete one or more of the following: notify CUPA of a possible release within 24 hours; submit copy of the report to the CUPA within 10 days; inspect records for errors and physically inspect the UST system within 24 hours; have meters recalibrated within 48 hours of receipt of report. 23 CCR 2646.1(d)
☐	2030058	(TCR 9d) Option 2: Failure to meet one or more of the requirements of SIR, including but not limited to: measurements taken daily, calculated every 30 days, capable of detecting a 0.2 gallon per hour release, report a quantitative leak rate using a threshold value that does not exceed one-half the minimum detectible leak rate, conduct a tank integrity test every 24 months, conduct piping and or tank test within 15 days of receipt of two successive SIR reports which are inconclusive or which indicate a possible release and/or calibrate dispenser meters. 23 CCR 2643(b)(2), 2646.1(a-h)(j-k)

UST PRESSURIZED PIPING (DW) REQUIREMENTS

#		VIOLATION DESCRIPTION
☐	2030018	(TCR 9d) Failure of the double-walled pressurized piping to be continuously monitored with a system that activates an audible and visual alarm or stops flow at dispenser when a leak is detected. 23 CCR 2636(f)(1)
☐	2030025	(TCR 9d) Failure of the line leak detector (LLD) monitoring pressurized piping to meet one or more of the following requirements: Monitored with the capability of detecting a release of 3.0 gallons per hour leak at 10 pounds per square inch within an hour and restrict or shut off the flow of product through the piping when a leak is detected. 23 CCR 2636(f)(2)
☐	2030075	(TCR 9d) Failure of the functional line leak detector (LLD) for emergency generator tank systems to monitor with the capability of detecting a release of 3.0 gallons per hour leak at 10 pounds per square inch within an hour and restrict or shut off the flow of product through the piping or triggers a visual and audible alarm. 23 CCR 2636(f), 2666(c) and (f)
☐	2030076	Failure to meet the conditions required to exempt a tank system located in a below-grade structure from UST regulations. HSC 6.7 25283.5(a)
☐	2060012	(TCR 9d) Failure to install a line leak detector (LLD). 23 CCR 2636(f)(2), 2636(f)(5)(B), 2643(c)(1), 2666(f); HSC 25290.1(h), 25290.2(g), 25291(f), 25292(e)
☐	2030042	(TCR 9d) Option 1: Failure to perform one of the following line integrity test(s): A 12 month test for pressurized double-walled piping that does not utilize fail safe and positive shut down or within 30 days of the date of the completion of a repair to the primary piping. 23 CCR 2636(f)(4)(3); 2643(c)(3); HSC 25290.2(g), 25291(f), 25292(e)
☐	2030020	Option 3: Failure to meet one or more exemption requirements for emergency generator tank system unburied fuel piping: Conduct daily visual inspections each time the tank is operated but no less than monthly and maintains a log of inspection results for review by the CUPA HSC 6.7 25281.5(b)(3)

UST PRESSURIZED PIPING (SW) REQUIREMENTS

#		VIOLATION DESCRIPTION
☐	2030027	(TCR 9d) Failure of the line leak detector (LLD) monitoring single-walled pressurized piping to meet the following requirements: Monitored at least hourly with the capability of detecting a release of 3.0 gallons per hour leak at 10 pounds per square inch and shut down the pump when a leak is detected or when the LLD fails or is disconnected. 23 CCR 2666(c), 2643(c)(1)
☐	2030052	(TCR 9d) Option 3: Failure to perform one or more of the following on a single-walled pressurized piping system:. A 0.1 gallons per hour test at least once every 12 months unless a 0.2 gallons per hour test is performed every 30 days. A 0.1 gallons per hour test within 30 days of the date of the completion of a repair to the piping. 23 CCR 2643(c)(2-3), 2661(f); HSC 25292(e)(2)
☐	2030053	(TCR 9d) Option 3: Piping fails to meet one or more of the following requirements: below grade piping sloped to drain back into storage tank if the suction is released, only one check valve on the piping located directly below the suction pump, and inspection method which readily demonstrates compliance. 23 CCR 2636(a)(3) 2641(b)

UST PIPING (SW) REQUIREMENTS - CONVENTIONAL SUCTION

#		VIOLATION DESCRIPTION
☐	2030050	(TCR 9d) Failure to conduct 0.1 gallon per hour piping integrity test at any of the following times: Every 36 months. Within 30 days of the date of the completion of a repair to the piping. 23 CCR 2643(d), 2661(f)
☐	2030049	(TCR 9d) Failure to conduct monitoring and maintain written records. 23 CCR 2643(d)

UST PIPING (SW) REQUIREMENTS - GRAVITY

#		VIOLATION DESCRIPTION
☐	2030051	(TCR 9d) Failure to conduct 0.1 gallon per hour line piping integrity test at any one of the following times: Every 24 months. Within 30 days of the date of completion of a repair of the piping. 23 CCR 2643(e) , 2661(f)

UST SYSTEM - CATHODIC PROTECTION REQUIREMENTS

#		VIOLATION DESCRIPTION
☐	2030009	(TCR 9c) Failure to comply with one or more of the following requirements for the cathodic protection system: Install corrosion protection for USTs and/or the field-installed cathodic protection system to meet the consensus standards. For impressed current: Have corrosion protection equipment turned on and functioning properly and inspect the impressed-current system every 60 days. Test the impressed-current system within six months of installation or repair and at least every 36 months thereafter. For sacrificial anodes: Check sacrificial anodes within six months of installation or repair and at least once every 36 months thereafter in accordance with the manufacturer?s instructions. For all corrosion protection systems: Maintain records for 78 months on-site or off-site at a readily available location if approved by the CUPA. 23 CCR 2635(a)(2), 2636(b), 2662(c)(1)(B), 2712(b)(3)

UST SYSTEM - CLOSURE

#		VIOLATION DESCRIPTION
☐	2030038	Failure to comply with all permanent closure requirements. HSC 25298(c); 23 CCR 2670(c-j) , 2672(a-e)
☐	2030038	Failure to comply with all permanent closure requirements. HSC 25298; 23 CCR 2670(c-j) , 2672(a-e)

COUNTY OF SAN DIEGO

CORRECTIVE ACTION FORM TO DOCUMENT RETURN TO COMPLIANCE

FACILITY NAME: **CITY OF POWAY FLEET MAINTENANCE**
ADDRESS: **14415 LAKE POWAY RD**
CITY/ZIP: **POWAY** /**92064**

INSPECTION DATE: **03/03/2022**
RECORD ID #: **DEH2002-HUPFP-105397**
SPECIALIST: **Yvonne Chavarin**
INSPECTION CONTACT: **Mike Weigel**
TITLE: **Fleet Maintenance Supervisor**
PHONE: **(858) 668-4756**
E-MAIL: **mweigel@poway.org**

VIOL#	DATE CORRECTED	INDICATE HOW VIOLATIONS WERE CORRECTED (Attach Any Supporting Documentation)	DUE DATE
#1 2060020			04/08/2022
#2 2030012			04/08/2022

I certify under penalty of law that this facility has corrected all violations marked on the Compliance Inspection Report/Notice of Violation. I have personally examined and am familiar with the information submitted and believe the information is true, accurate and complete. I am authorized to file this certification for the facility, and am aware that there are significant penalties for submitting false information.

PRINTED NAME OF FACILITY REPRESENTATIVE	SIGNATURE		DATE SIGNED
TITLE OF FACILITY REPRESENTATIVE			

SEND COMPLETED FORM AND SUPPORTING DOCUMENTATION TO THE ADDRESS LISTED BELOW

COUNTY OF SAN DIEGO USE ONLY

REVIEWED BY: _____ DATE: _____

SPECIALIST'S COMMENTS:

☐ All violations noted on date listed above were corrected

☐ Based On Information Provided By The Facility ☐ RTC entered by Specialist on: _____

☐ Based On Field Verification By Specialist ☐ RTC entered by Office Assistant on: _____

Department of Environmental Health and Quality, Hazardous Materials Division, P.O. Box 129261, San Diego, CA 92112-9261
(858) 505-6880 **http://www.sdcdehq.org**

APPENDIX E

Historical Research Documentation

Pump Station
Not Reported
POWAY, CA 92064

Inquiry Number: 7050007.5
July 15, 2022

The EDR-City Directory Image Report

Environmental Data Resources Inc

6 Armstrong Road
Shelton, CT 06484
800.352.0050
www.edrnet.com

TABLE OF CONTENTS

SECTION

Executive Summary

Findings

City Directory Images

Thank you for your business.
Please contact EDR at 1-800-352-0050
with any questions or comments.

Disclaimer - Copyright and Trademark Notice

This Report contains certain information obtained from a variety of public and other sources reasonably available to Environmental Data Resources, Inc. It cannot be concluded from this Report that coverage information for the target and surrounding properties does not exist from other sources. **NO WARRANTY EXPRESSED OR IMPLIED, IS MADE WHATSOEVER IN CONNECTION WITH THIS REPORT. ENVIRONMENTAL DATA RESOURCES, INC. SPECIFICALLY DISCLAIMS THE MAKING OF ANY SUCH WARRANTIES, INCLUDING WITHOUT LIMITATION, MERCHANTABILITY OR FITNESS FOR A PARTICULAR USE OR PURPOSE. ALL RISK IS ASSUMED BY THE USER. IN NO EVENT SHALL ENVIRONMENTAL DATA RESOURCES, INC. BE LIABLE TO ANYONE, WHETHER ARISING OUT OF ERRORS OR OMISSIONS, NEGLIGENCE, ACCIDENT OR ANY OTHER CAUSE, FOR ANY LOSS OR DAMAGE, INCLUDING, WITHOUT LIMITATION, SPECIAL, INCIDENTAL, CONSEQUENTIAL, OR EXEMPLARY DAMAGES. ANY LIABILITY ON THE PART OF ENVIRONMENTAL DATA RESOURCES, INC. IS STRICTLY LIMITED TO A REFUND OF THE AMOUNT PAID FOR THIS REPORT.** Purchaser accepts this Report "AS IS". Any analyses, estimates, ratings, environmental risk levels or risk codes provided in this Report are provided for illustrative purposes only, and are not intended to provide, nor should they be interpreted as providing any facts regarding, or prediction orforecast of, any environmental risk for any property. Only a Phase I Environmental Site Assessment performed by an environmental professional can provide information regarding the environmental risk for any property. Additionally, the information provided in this Report is not to be construed as legal advice.

Copyright 2020 by Environmental Data Resources, Inc. All rights reserved. Reproduction in any media or format, in whole or in part, of any report or map of Environmental Data Resources, Inc. or its affiliates is prohibited without prior written permission.

EDR and its logos (including Sanborn and Sanborn Map) are trademarks of Environmental Data Resources, Inc. or its affiliates. All other trademarks used herein are the property of their respective owners.

EXECUTIVE SUMMARY

DESCRIPTION

Environmental Data Resources, Inc.'s (EDR) City Directory Report is a screening tool designed to assist environmental professionals in evaluating potential liability on a target property resulting from past activities. EDR's City Directory Report includes a search of available city directory data at 5 year intervals.

RECORD SOURCES

EDR's Digital Archive combines historical directory listings from sources such as Cole Information and Dun & Bradstreet. These standard sources of property information complement and enhance each other to provide a more comprehensive report.

EDR is licensed to reproduce certain City Directory works by the copyright holders of those works. The purchaser of this EDR City Directory Report may include it in report(s) delivered to a customer. Reproduction of City Directories without permission of the publisher or licensed vendor may be a violation of copyright.



RESEARCH SUMMARY

The following research sources were consulted in the preparation of this report. A check mark indicates where information was identified in the source and provided in this report.

Year	Target Street	Cross Street	Source
2017	☑	☑	EDR Digital Archive
2014	☑	☑	EDR Digital Archive
2010	☑	☑	EDR Digital Archive
2005	☑	☑	EDR Digital Archive
2000	☑	☑	EDR Digital Archive
1995	☑	☑	EDR Digital Archive
1992	☑	☑	EDR Digital Archive
1986	☐	☐	Haines Criss-Cross Directory
1982	☐	☐	Haines Criss-Cross Directory
1979	☐	☐	Haines Criss-Cross Directory
1975	☐	☐	Haines Criss-Cross Directory
1971	☐	☐	Haines Criss-Cross Directory

FINDINGS

TARGET PROPERTY STREET

Not Reported
POWAY, CA 92064

Year	*CD Image*	*Source*	

LAKE POWAY RD

2017	pg A2	EDR Digital Archive	
2014	pg A4	EDR Digital Archive	
2010	pg A6	EDR Digital Archive	
2005	pg A8	EDR Digital Archive	
2000	pg A10	EDR Digital Archive	
1995	pg A12	EDR Digital Archive	
1992	pg A14	EDR Digital Archive	
1986	-	Haines Criss-Cross Directory	Street not listed in Source
1982	-	Haines Criss-Cross Directory	Street not listed in Source
1979	-	Haines Criss-Cross Directory	Street not listed in Source
1975	-	Haines Criss-Cross Directory	Street not listed in Source
1971	-	Haines Criss-Cross Directory	Street not listed in Source

FINDINGS

CROSS STREETS

Year	*CD Image*	*Source*	
GREY STONE RD			
2017	pg. A1	EDR Digital Archive	
2014	pg. A3	EDR Digital Archive	
2010	pg. A5	EDR Digital Archive	
2005	pg. A7	EDR Digital Archive	
2000	pg. A9	EDR Digital Archive	
1995	pg. A11	EDR Digital Archive	
1992	pg. A13	EDR Digital Archive	
1986	-	Haines Criss-Cross Directory	Street not listed in Source
1982	-	Haines Criss-Cross Directory	Street not listed in Source
1979	-	Haines Criss-Cross Directory	Street not listed in Source
1975	-	Haines Criss-Cross Directory	Street not listed in Source
1971	-	Haines Criss-Cross Directory	Street not listed in Source

City Directory Images

Target Street	Cross Street	Source
-	✔	EDR Digital Archive

GREY STONE RD 2017

15911	DOAN, CHINH N
15912	NICHOLAS, RICHARD G
15940	HERNANDEZ, DAVID J
15968	WOODARD, DORI J
15969	GREY, STONE
15996	ADAMIEC, DAVID M
15997	BABICH, PETER A

Target Street	Cross Street	Source
✔	-	EDR Digital Archive

LAKE POWAY RD 2017

14050 BOYLES, KIM A

Target Street	Cross Street	Source
-	✔	EDR Digital Archive

GREY STONE RD 2014

15911	DOAN, CHINH N
15912	NICHOLAS, RICHARD G
15940	HERNANDEZ, DAVID J
15941	KANG, EDWARD U
15968	OCCUPANT UNKNOWN,
15969	DORSEY, KENNETH E
15996	OCCUPANT UNKNOWN,
15997	BABICH, PETER A
	TOTAL QUALITY ENGINEERING

Target Street	Cross Street	Source
✔	-	EDR Digital Archive

LAKE POWAY RD 2014

14644 DENHAM, AUDREY

Target Street	Cross Street	Source
-	✓	EDR Digital Archive

GREY STONE RD 2010

15911	GERRARD, JACK A
15912	NICHOLAS, RICHARD G
15940	HERNANDEZ, DAVID J
15941	OCCUPANT UNKNOWN,
15968	SCUDDER, JAMES A
15969	DORSEY, KENNETH E
15996	WOOD, RANDY L
15997	BABICH, PETER A
	TOTAL QUALITY ENGINEERING

Target Street	Cross Street	Source
✔	-	EDR Digital Archive

LAKE POWAY RD 2010

14656 LAKE POWAY CONCESSION

Target Street	Cross Street	Source
-	✔	EDR Digital Archive

GREY STONE RD 2005

15911 GERRARD, JACK A
15912 NICHOLAS, RICHARD G
15940 HERNANDEZ, DAVID J
NEW DAWN CONSTRUCTION
15941 KANG, MYUNG K
15968 SCUDDER, JAMES A
15969 DORSEY, KENNETH E
15996 OCCUPANT UNKNOWN,
15997 BABICH, PETER A

Target Street	Cross Street	Source
✔	-	EDR Digital Archive

LAKE POWAY RD 2005

14050 KEMPER, PHILLIP A

Target Street	Cross Street	Source
-	✔	EDR Digital Archive

GREY STONE RD 2000

15912 NICHOLAS, RICHARD G
15940 OCCUPANT UNKNOWN,
15941 PARK, ANDREW C
15968 OCCUPANT UNKNOWN,
15969 DORSEY, KEN
15996 BURSTAIN, TODD L
15997 BABICH, PETER A

Target Street	Cross Street	Source
✔	-	EDR Digital Archive

LAKE POWAY RD 2000

14656 CONCESSION LAKE POWAY

Target Street	Cross Street	Source
-	✔	EDR Digital Archive

GREY STONE RD 1995

15912 NICHOLAS, RICHARD G
15940 OCCUPANT UNKNOWNN
15941 OCCUPANT UNKNOWNN
15968 KUTZ, GREGORY R
15969 DORSEY, KEN
15997 BABICH, PETER A

Target Street	Cross Street	Source
✔	-	EDR Digital Archive

LAKE POWAY RD 1995

14644 LAKE POWAY PERMITS & INFO
14656 CONCESSION LAKE POWAY

Target Street	Cross Street	Source
-	✔	EDR Digital Archive

GREY STONE RD 1992

15968 KUTZ, GREGORY R
15969 DORSEY, KEN
15997 BABICH, PETER A

Target Street	Cross Street	Source
✔	-	EDR Digital Archive

LAKE POWAY RD 1992

14656 CONCESSION LK POWAY

Pump Station

Not Reported

POWAY, CA 92064

Inquiry Number: 7050007.3

July 12, 2022

Certified Sanborn® Map Report

6 Armstrong Road, 4th floor
Shelton, CT 06484
Toll Free: 800.352.0050
www.edrnet.com

Certified Sanborn® Map Report

07/12/22

Site Name:	Client Name:
Pump Station	Ninyo & Moore
Not Reported	5710 Ruffin Rd
POWAY, CA 92064	San Diego, CA 92123
EDR Inquiry # 7050007.3	Contact: Nicholas Marinello

The Sanborn Library has been searched by EDR and maps covering the target property location as provided by Ninyo & Moore were identified for the years listed below. The Sanborn Library is the largest, most complete collection of fire insurance maps. The collection includes maps from Sanborn, Bromley, Perris & Browne, Hopkins, Barlow, and others. Only Environmental Data Resources Inc. (EDR) is authorized to grant rights for commercial reproduction of maps by the Sanborn Library LLC, the copyright holder for the collection. Results can be authenticated by visiting www.edrnet.com/sanborn.

The Sanborn Library is continually enhanced with newly identified map archives. This report accesses all maps in the collection as of the day this report was generated.

Certified Sanborn Results:

Certification # 6CC2-48F0-9768

PO # 109471002

Project Poway Pump Station

UNMAPPED PROPERTY

This report certifies that the complete holdings of the Sanborn Library, LLC collection have been searched based on client supplied target property information, and fire insurance maps covering the target property were not found.

Sanborn® Library search results

Certification #: 6CC2-48F0-9768

The Sanborn Library includes more than 1.2 million fire insurance maps from Sanborn, Bromley, Perris & Browne, Hopkins, Barlow and others which track historical property usage in approximately 12,000 American cities and towns. Collections searched:

- ✔ Library of Congress
- ✔ University Publications of America
- ✔ EDR Private Collection

The Sanborn Library LLC Since 1866™

Limited Permission To Make Copies

Ninyo & Moore (the client) is permitted to make up to FIVE photocopies of this Sanborn Map transmittal and each fire insurance map accompanying this report solely for the limited use of its customer. No one other than the client is authorized to make copies. Upon request made directly to an EDR Account Executive, the client may be permitted to make a limited number of additional photocopies. This permission is conditioned upon compliance by the client, its customer and their agents with EDR's copyright policy; a copy of which is available upon request.

Disclaimer - Copyright and Trademark Notice

This Report contains certain information obtained from a variety of public and other sources reasonably available to Environmental Data Resources, Inc. It cannot be concluded from this Report that coverage information for the target and surrounding properties does not exist from other sources. NO WARRANTY EXPRESSED OR IMPLIED, IS MADE WHATSOEVER IN CONNECTION WITH THIS REPORT. ENVIRONMENTAL DATA RESOURCES, INC. SPECIFICALLY DISCLAIMS THE MAKING OF ANY SUCH WARRANTIES, INCLUDING WITHOUT LIMITATION, MERCHANTABILITY OR FITNESS FOR A PARTICULAR USE OR PURPOSE. ALL RISK IS ASSUMED BY THE USER. IN NO EVENT SHALL ENVIRONMENTAL DATA RESOURCES, INC. BE LIABLE TO ANYONE, WHETHER ARISING OUT OF ERRORS OR OMISSIONS, NEGLIGENCE, ACCIDENT OR ANY OTHER CAUSE, FOR ANY LOSS OF DAMAGE, INCLUDING, WITHOUT LIMITATION, SPECIAL, INCIDENTAL, CONSEQUENTIAL, OR EXEMPLARY DAMAGES. ANY LIABILITY ON THE PART OF ENVIRONMENTAL DATA RESOURCES, INC. IS STRICTLY LIMITED TO A REFUND OF THE AMOUNT PAID FOR THIS REPORT. Purchaser accepts this Report "AS IS". Any analyses, estimates, ratings, environmental risk levels or risk codes provided in this Report are provided for illustrative purposes only, and are not intended to provide, nor should they be interpreted as providing any facts regarding, or prediction or forecast of, any environmental risk for any property. Only a Phase I Environmental Site Assessment performed by an environmental professional can provide information regarding the environmental risk for any property. Additionally, the information provided in this Report is not to be construed as legal advice.

Copyright 2022 by Environmental Data Resources, Inc. All rights reserved. Reproduction in any media or format, in whole or in part, of any report or map of Environmental Data Resources, Inc., or its affiliates, is prohibited without prior written permission.

EDR and its logos (including Sanborn and Sanborn Map) are trademarks of Environmental Data Resources, Inc. or its affiliates. All other trademarks used herein are the property of their respective owners.

Pump Station

Not Reported

POWAY, CA 92064

Inquiry Number: 7050007.8

July 13, 2022

The EDR Aerial Photo Decade Package

6 Armstrong Road, 4th floor
Shelton, CT 06484
Toll Free: 800.352.0050
www.edrnet.com

EDR Aerial Photo Decade Package

07/13/22

Site Name:

Pump Station
Not Reported
POWAY, CA 92064
EDR Inquiry # 7050007.8

Client Name:

Ninyo & Moore
5710 Ruffin Rd
San Diego, CA 92123
Contact: Nicholas Marinello

Environmental Data Resources, Inc. (EDR) Aerial Photo Decade Package is a screening tool designed to assist environmental professionals in evaluating potential liability on a target property resulting from past activities. EDR's professional researchers provide digitally reproduced historical aerial photographs, and when available, provide one photo per decade.

Search Results:

Year	Scale	Details	Source
2016	1"=500'	Flight Year: 2016	USDA/NAIP
2012	1"=500'	Flight Year: 2012	USDA/NAIP
2009	1"=500'	Flight Year: 2009	USDA/NAIP
2005	1"=500'	Flight Year: 2005	USDA/NAIP
2002	1"=500'	Acquisition Date: January 01, 2002	USGS/DOQQ
1996	1"=500'	Acquisition Date: September 30, 1996	USGS/DOQQ
1995	1"=500'	Acquisition Date: January 01, 1995	USGS/DOQQ
1989	1"=500'	Flight Date: August 14, 1989	USDA
1985	1"=500'	Flight Date: February 24, 1985	USDA
1979	1"=500'	Flight Date: January 27, 1979	EDR Proprietary Landiscor
1970	1"=500'	Flight Date: March 06, 1970	EDR Proprietary Landiscor
1966	1"=500'	Flight Date: November 02, 1966	USGS
1964	1"=500'	Flight Date: April 08, 1964	USDA
1953	1"=500'	Flight Date: April 14, 1953	USDA
1949	1"=500'	Flight Date: February 16, 1949	USDA
1947	1"=500'	Flight Date: January 16, 1947	USGS
1939	1"=500'	Flight Date: April 18, 1939	USDA
1928	1"=500'	Flight Date: November 01, 1928	EDR Proprietary Landiscor

When delivered electronically by EDR, the aerial photo images included with this report are for ONE TIME USE ONLY. Further reproduction of these aerial photo images is prohibited without permission from EDR. For more information contact your EDR Account Executive.

Disclaimer - Copyright and Trademark Notice

This Report contains certain information obtained from a variety of public and other sources reasonably available to Environmental Data Resources, Inc. It cannot be concluded from this Report that coverage information for the target and surrounding properties does not exist from other sources. NO WARRANTY EXPRESSED OR IMPLIED, IS MADE WHATSOEVER IN CONNECTION WITH THIS REPORT. ENVIRONMENTAL DATA RESOURCES, INC. SPECIFICALLY DISCLAIMS THE MAKING OF ANY SUCH WARRANTIES, INCLUDING WITHOUT LIMITATION, MERCHANTABILITY OR FITNESS FOR A PARTICULAR USE OR PURPOSE. ALL RISK IS ASSUMED BY THE USER. IN NO EVENT SHALL ENVIRONMENTAL DATA RESOURCES, INC. BE LIABLE TO ANYONE, WHETHER ARISING OUT OF ERRORS OR OMISSIONS, NEGLIGENCE, ACCIDENT OR ANY OTHER CAUSE, FOR ANY LOSS OF DAMAGE, INCLUDING, WITHOUT LIMITATION, SPECIAL, INCIDENTAL, CONSEQUENTIAL, OR EXEMPLARY DAMAGES. ANY LIABILITY ON THE PART OF ENVIRONMENTAL DATA RESOURCES, INC. IS STRICTLY LIMITED TO A REFUND OF THE AMOUNT PAID FOR THIS REPORT. Purchaser accepts this Report "AS IS". Any analyses, estimates, ratings, environmental risk levels or risk codes provided in this Report are provided for illustrative purposes only, and are not intended to provide, nor should they be interpreted as providing any facts regarding, or prediction or forecast of, any environmental risk for any property. Only a Phase I Environmental Site Assessment performed by an environmental professional can provide information regarding the environmental risk for any property. Additionally, the information provided in this Report is not to be construed as legal advice.

Copyright 2022 by Environmental Data Resources, Inc. All rights reserved. Reproduction in any media or format, in whole or in part, of any report or map of Environmental Data Resources, Inc., or its affiliates, is prohibited without prior written permission.

EDR and its logos (including Sanborn and Sanborn Map) are trademarks of Environmental Data Resources, Inc. or its affiliates. All other trademarks used herein are the property of their respective owners.


INQUIRY #: 7050007.8
YEAR: 2016
= 500'
N
EDR


INQUIRY #: 7050007.8
YEAR: 2012
= 500'
N
EDR

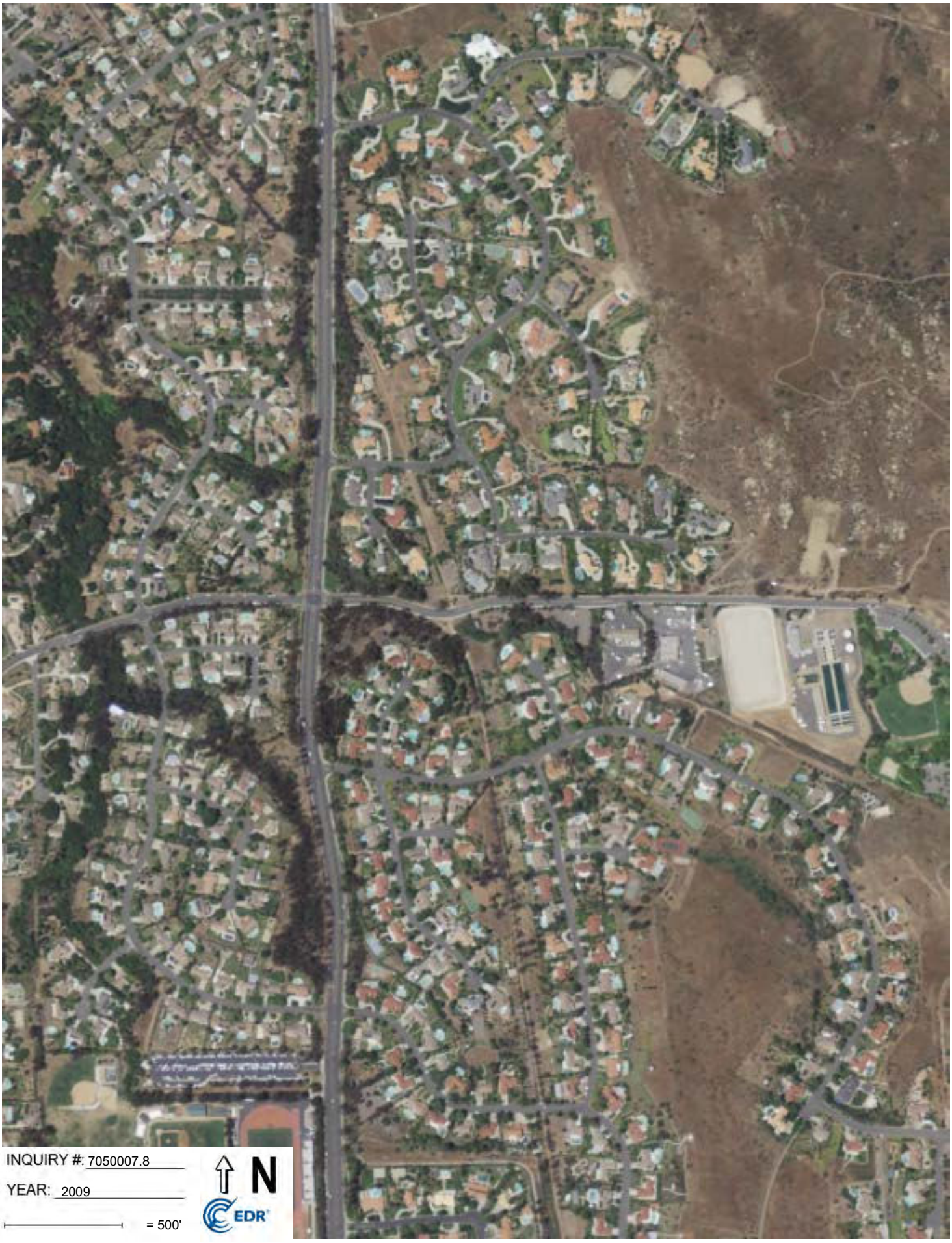
INQUIRY #: 7050007.8
YEAR: 2009
= 500'
N
EDR


INQUIRY #: 7050007.8
YEAR: 2005
= 500'
N
EDR


INQUIRY #: 7050007.8
YEAR: 2002
= 500'
N
EDR


INQUIRY #: 7050007.8
YEAR: 1996
= 500'
N
EDR


INQUIRY #: 7050007.8
YEAR: 1995
= 500'
N
EDR


INQUIRY #: 7050007.8
YEAR: 1989
= 500'
N
EDR


INQUIRY #: 7050007.8
YEAR: 1985
= 500'
N
EDR


INQUIRY #: 7050007.8
YEAR: 1979
= 500'
N
EDR


INQUIRY #: 7050007.8
YEAR: 1970
= 500'
N
EDR


INQUIRY #: 7050007.8
YEAR: 1966
= 500'
N
EDR


INQUIRY #: 7050007.8
YEAR: 1964
= 500'
N
EDR


INQUIRY #: 7050007.8
YEAR: 1953
= 500'
N
EDR


INQUIRY #: 7050007.8
YEAR: 1949
= 500'
N
EDR


INQUIRY #: 7050007.8
YEAR: 1947
= 500'
N
EDR



INQUIRY #: 7050007.8

YEAR: 1939

= 500'

N

EDR



INQUIRY #: 7050007.8

YEAR: 1928

= 500'

N

EDR

Pump Station
Not Reported
POWAY, CA 92064

Inquiry Number: 7050007.4
July 12, 2022

EDR Historical Topo Map Report
with QuadMatch™

6 Armstrong Road, 4th floor
Shelton, CT 06484
Toll Free: 800.352.0050
www.edrnet.com

EDR Historical Topo Map Report

07/12/22

Site Name:

Pump Station
Not Reported
POWAY, CA 92064
EDR Inquiry # 7050007.4

Client Name:

Ninyo & Moore
5710 Ruffin Rd
San Diego, CA 92123
Contact: Nicholas Marinello

EDR Topographic Map Library has been searched by EDR and maps covering the target property location as provided by Ninyo & Moore were identified for the years listed below. EDR's Historical Topo Map Report is designed to assist professionals in evaluating potential liability on a target property resulting from past activities. EDRs Historical Topo Map Report includes a search of a collection of public and private color historical topographic maps, dating back to the late 1800s.

Search Results:

P.O.# 109471002
Project: Poway Pump Station

Coordinates:

Latitude:	33.007125 33° 0' 26" North
Longitude:	-117.021604 -117° 1' 18" West
UTM Zone:	Zone 11 North
UTM X Meters:	497982.01
UTM Y Meters:	3652077.03
Elevation:	772.93' above sea level

Maps Provided:

2018	1947, 1948
2015	1942
2012	1930
1996, 1997	1901, 1903
1975	1893
1967, 1968, 1971	
1949, 1952	
1948	

Disclaimer - Copyright and Trademark Notice

This Report contains certain information obtained from a variety of public and other sources reasonably available to Environmental Data Resources, Inc. It cannot be concluded from this Report that coverage information for the target and surrounding properties does not exist from other sources. NO WARRANTY EXPRESSED OR IMPLIED, IS MADE WHATSOEVER IN CONNECTION WITH THIS REPORT. ENVIRONMENTAL DATA RESOURCES, INC. SPECIFICALLY DISCLAIMS THE MAKING OF ANY SUCH WARRANTIES, INCLUDING WITHOUT LIMITATION, MERCHANTABILITY OR FITNESS FOR A PARTICULAR USE OR PURPOSE. ALL RISK IS ASSUMED BY THE USER. IN NO EVENT SHALL ENVIRONMENTAL DATA RESOURCES, INC. BE LIABLE TO ANYONE, WHETHER ARISING OUT OF ERRORS OR OMISSIONS, NEGLIGENCE, ACCIDENT OR ANY OTHER CAUSE, FOR ANY LOSS OF DAMAGE, INCLUDING, WITHOUT LIMITATION, SPECIAL, INCIDENTAL, CONSEQUENTIAL, OR EXEMPLARY DAMAGES. ANY LIABILITY ON THE PART OF ENVIRONMENTAL DATA RESOURCES, INC. IS STRICTLY LIMITED TO A REFUND OF THE AMOUNT PAID FOR THIS REPORT. Purchaser accepts this Report "AS IS". Any analyses, estimates, ratings, environmental risk levels or risk codes provided in this Report are provided for illustrative purposes only, and are not intended to provide, nor should they be interpreted as providing any facts regarding, or prediction or forecast of, any environmental risk for any property. Only a Phase I Environmental Site Assessment performed by an environmental professional can provide information regarding the environmental risk for any property. Additionally, the information provided in this Report is not to be construed as legal advice.

Copyright 2022 by Environmental Data Resources, Inc. All rights reserved. Reproduction in any media or format, in whole or in part, of any report or map of Environmental Data Resources, Inc., or its affiliates, is prohibited without prior written permission.

EDR and its logos (including Sanborn and Sanborn Map) are trademarks of Environmental Data Resources, Inc. or its affiliates. All other trademarks used herein are the property of their respective owners.

Topo Sheet Key

This EDR Topo Map Report is based upon the following USGS topographic map sheets.

2018 Source Sheets



Escondido
2018
7.5-minute, 24000



Poway
2018
7.5-minute, 24000



San Pasqual
2018
7.5-minute, 24000



San Vicente Reservoir
2018
7.5-minute, 24000

2015 Source Sheets



Escondido
2015
7.5-minute, 24000



Poway
2015
7.5-minute, 24000



San Pasqual
2015
7.5-minute, 24000



San Vicente Reservoir
2015
7.5-minute, 24000

2012 Source Sheets



Escondido
2012
7.5-minute, 24000



Poway
2012
7.5-minute, 24000



San Pasqual
2012
7.5-minute, 24000



San Vicente Reservoir
2012
7.5-minute, 24000

1996, 1997 Source Sheets



Poway
1996
7.5-minute, 24000
Aerial Photo Revised 1996



Escondido
1996
7.5-minute, 24000
Aerial Photo Revised 1996



San Vicente Reservoir
1996
7.5-minute, 24000
Aerial Photo Revised 1996



San Pasqual
1997
7.5-minute, 24000
Aerial Photo Revised 1994

Topo Sheet Key

This EDR Topo Map Report is based upon the following USGS topographic map sheets.

1975 Source Sheets



Poway
1975
7.5-minute, 24000
Aerial Photo Revised 1975



Escondido
1975
7.5-minute, 24000
Aerial Photo Revised 1975

1967, 1968, 1971 Source Sheets



Poway
1967
7.5-minute, 24000
Aerial Photo Revised 1966



Escondido
1968
7.5-minute, 24000
Aerial Photo Revised 1967



San Vicente Reservoir
1971
7.5-minute, 24000
Aerial Photo Revised 1971



San Pasqual
1971
7.5-minute, 24000
Aerial Photo Revised 1971

1949, 1952 Source Sheets



Escondido
1949
7.5-minute, 24000
Aerial Photo Revised 1947



Poway Valley
1952
7.5-minute, 24000

1948 Source Sheets



Escondido
1948
7.5-minute, 24000
Aerial Photo Revised 1947

Topo Sheet Key

This EDR Topo Map Report is based upon the following USGS topographic map sheets.

1947, 1948 Source Sheets



RAMONA
1947
15-minute, 50000



ESCONDIDO
1947
15-minute, 50000



EL CAJON
1948
15-minute, 50000

1942 Source Sheets



Poway Valley
1942
7.5-minute, 31680

1930 Source Sheets



La Jolla
1930
15-minute, 62500

1901, 1903 Source Sheets



Elcajon
1901
15-minute, 62500



Escondido
1901
15-minute, 62500



La Jolla
1903
15-minute, 62500



Elcajon
1903
15-minute, 62500

Topo Sheet Key

This EDR Topo Map Report is based upon the following USGS topographic map sheets.

1901, 1903 Source Sheets



El Cajon
1903
15-minute, 62500

1893 Source Sheets



Escondido
1893
15-minute, 62500



El Cajon
1893
15-minute, 62500



Elcajon
1893
15-minute, 62500

Historical Topo Map

2018

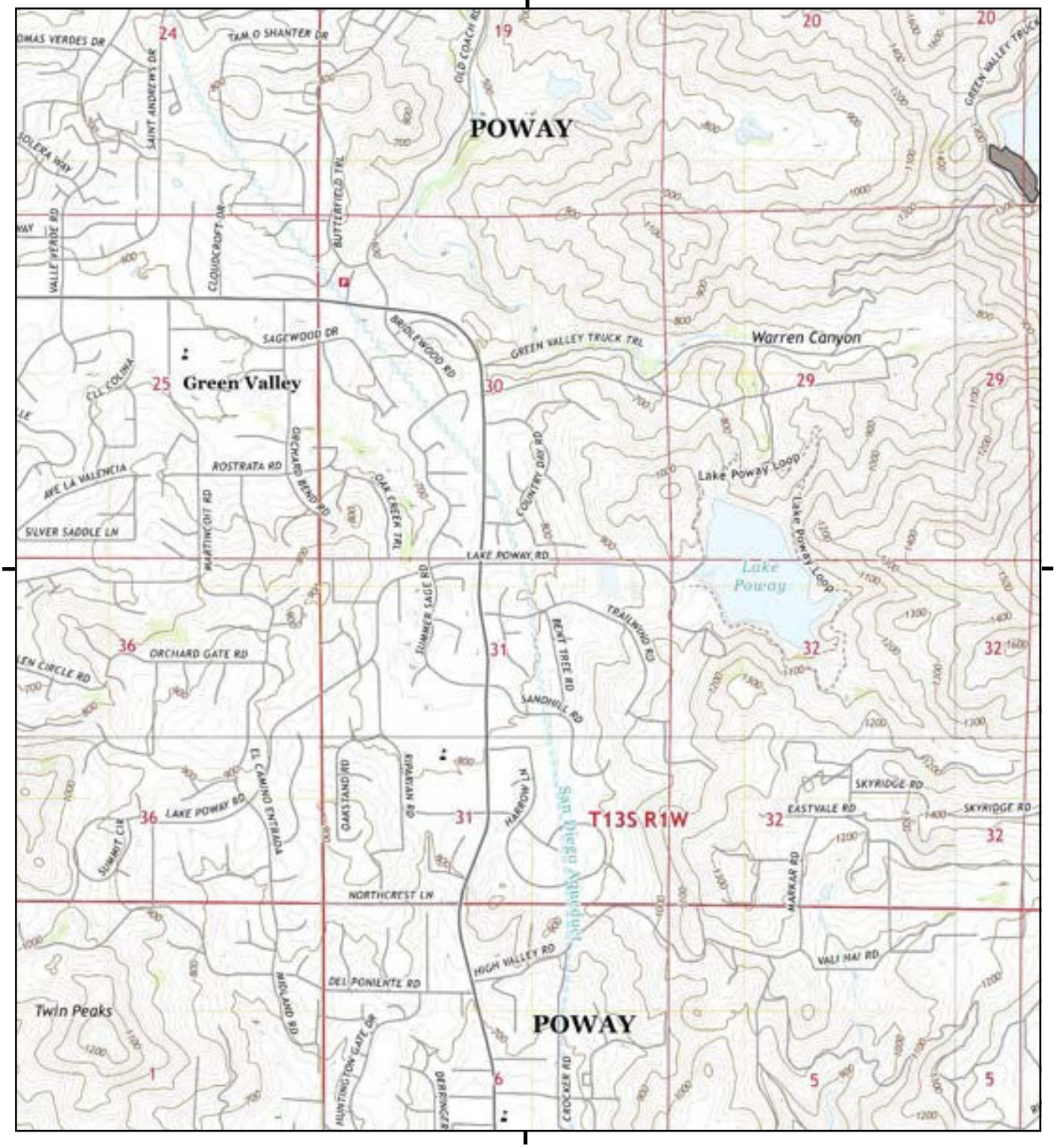

This report includes information from the following map sheet(s).

0 Miles 0.25 0.5 1 1.5

NW N NE
W E
SW S SE

TP, Escondido, 2018, 7.5-minute
NE, San Pasqual, 2018, 7.5-minute
SE, San Vicente Reservoir, 2018, 7.5-minute
SW, Poway, 2018, 7.5-minute

SITE NAME: Pump Station
ADDRESS: Not Reported
POWAY, CA 92064
CLIENT: Ninyo & Moore

N

Historical Topo Map

2015

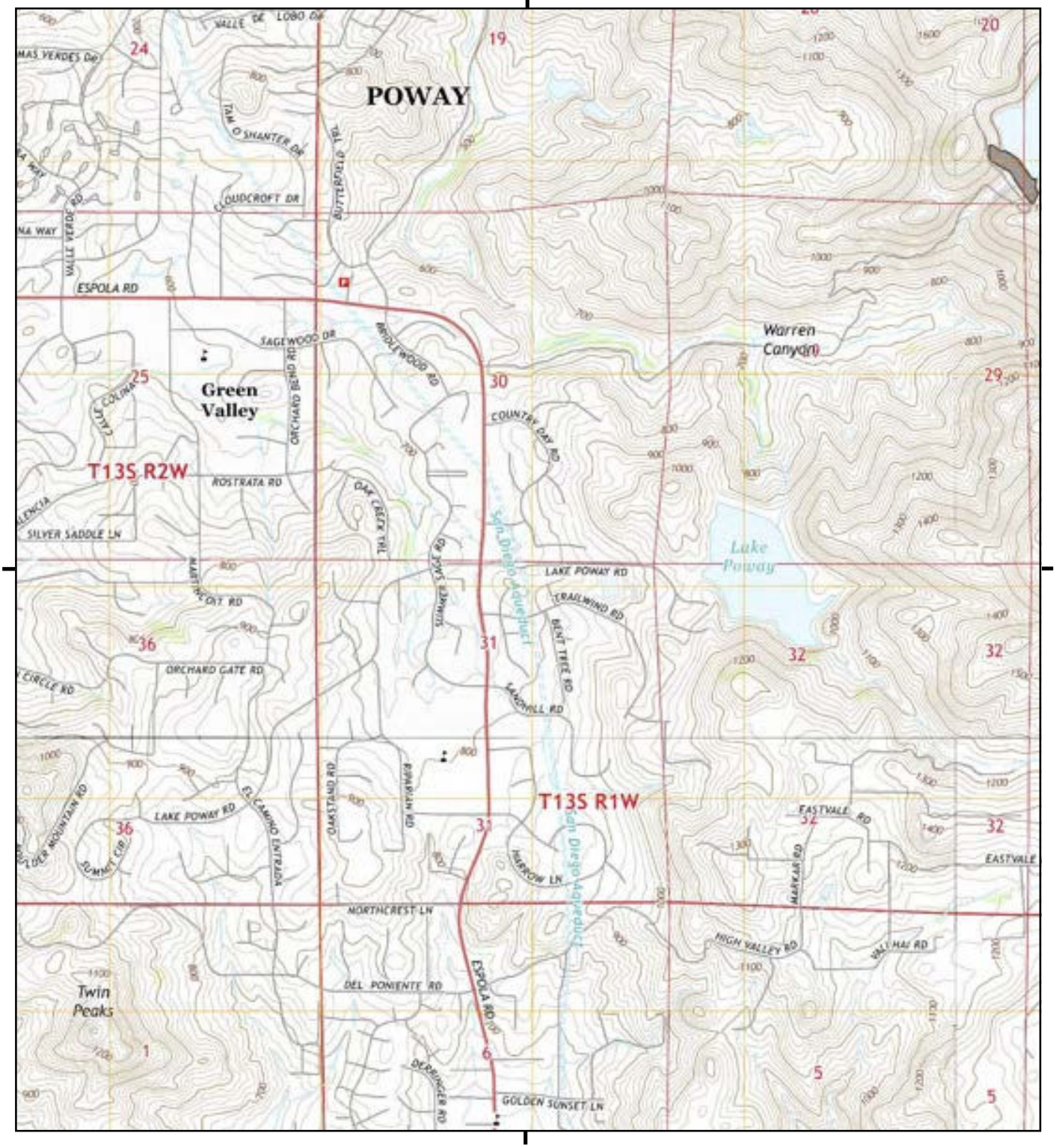

This report includes information from the following map sheet(s).

0 Miles 0.25 0.5 1 1.5

NW N NE
W E
SW S SE

TP, Escondido, 2015, 7.5-minute
NE, San Pasqual, 2015, 7.5-minute
SE, San Vicente Reservoir, 2015, 7.5-minute
SW, Poway, 2015, 7.5-minute

SITE NAME: Pump Station
ADDRESS: Not Reported
POWAY, CA 92064
CLIENT: Ninyo & Moore

N

Historical Topo Map

2012



This report includes information from the following map sheet(s).

0 Miles 0.25 0.5 1 1.5

NW N NE
W E
SW S SE

TP, Escondido, 2012, 7.5-minute
NE, San Pasqual, 2012, 7.5-minute
SE, San Vicente Reservoir, 2012, 7.5-minute
SW, Poway, 2012, 7.5-minute

SITE NAME: Pump Station
ADDRESS: Not Reported
POWAY, CA 92064
CLIENT: Ninyo & Moore

N

Historical Topo Map

1996, 1997

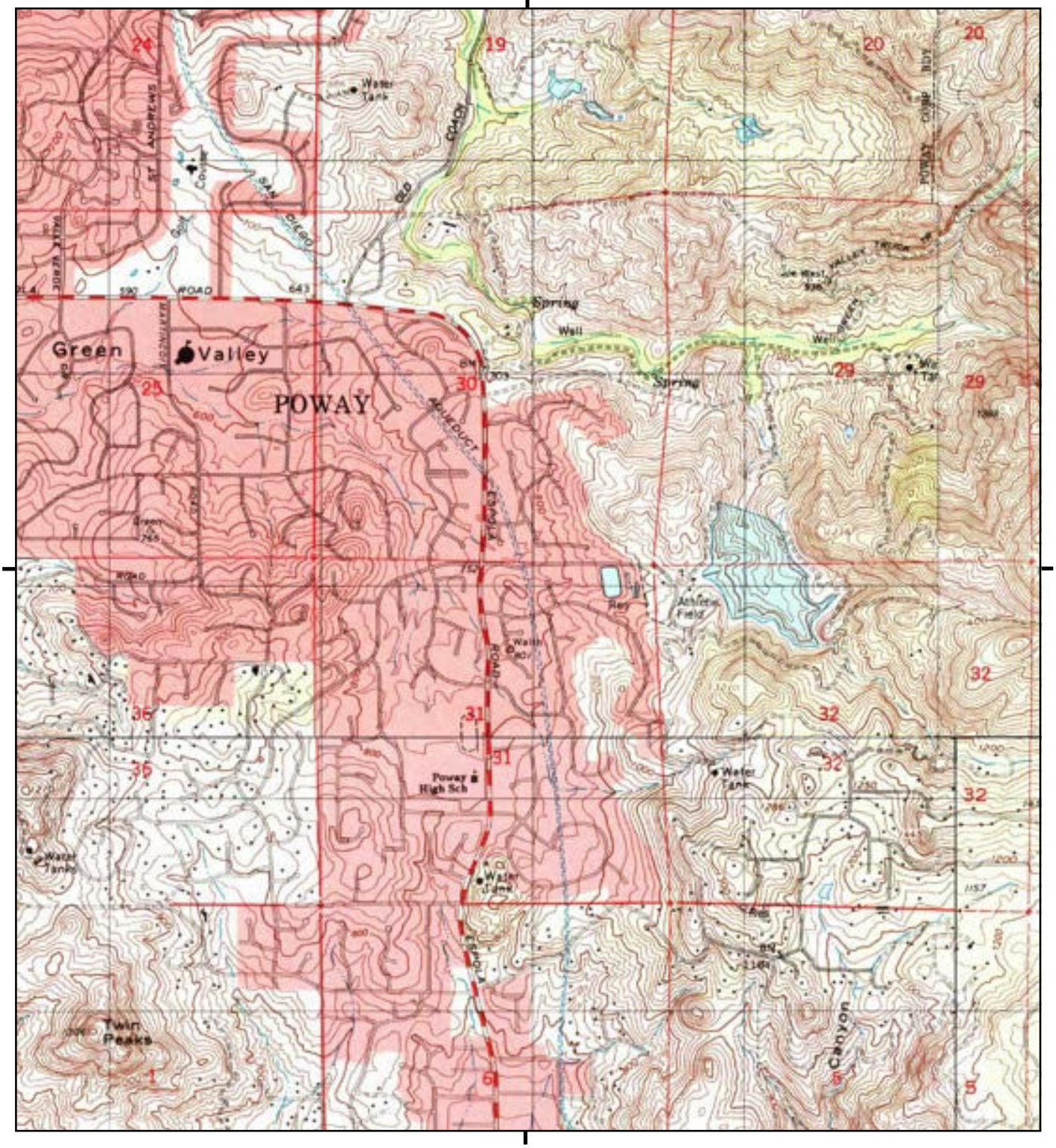

This report includes information from the following map sheet(s).

0 Miles 0.25 0.5 1 1.5

NW N NE
W E
SW S SE

TP, Escondido, 1996, 7.5-minute
NE, San Pasqual, 1997, 7.5-minute
SE, San Vicente Reservoir, 1996, 7.5-minute
SW, Poway, 1996, 7.5-minute

SITE NAME: Pump Station
ADDRESS: Not Reported
POWAY, CA 92064
CLIENT: Ninyo & Moore

N

Historical Topo Map

1975

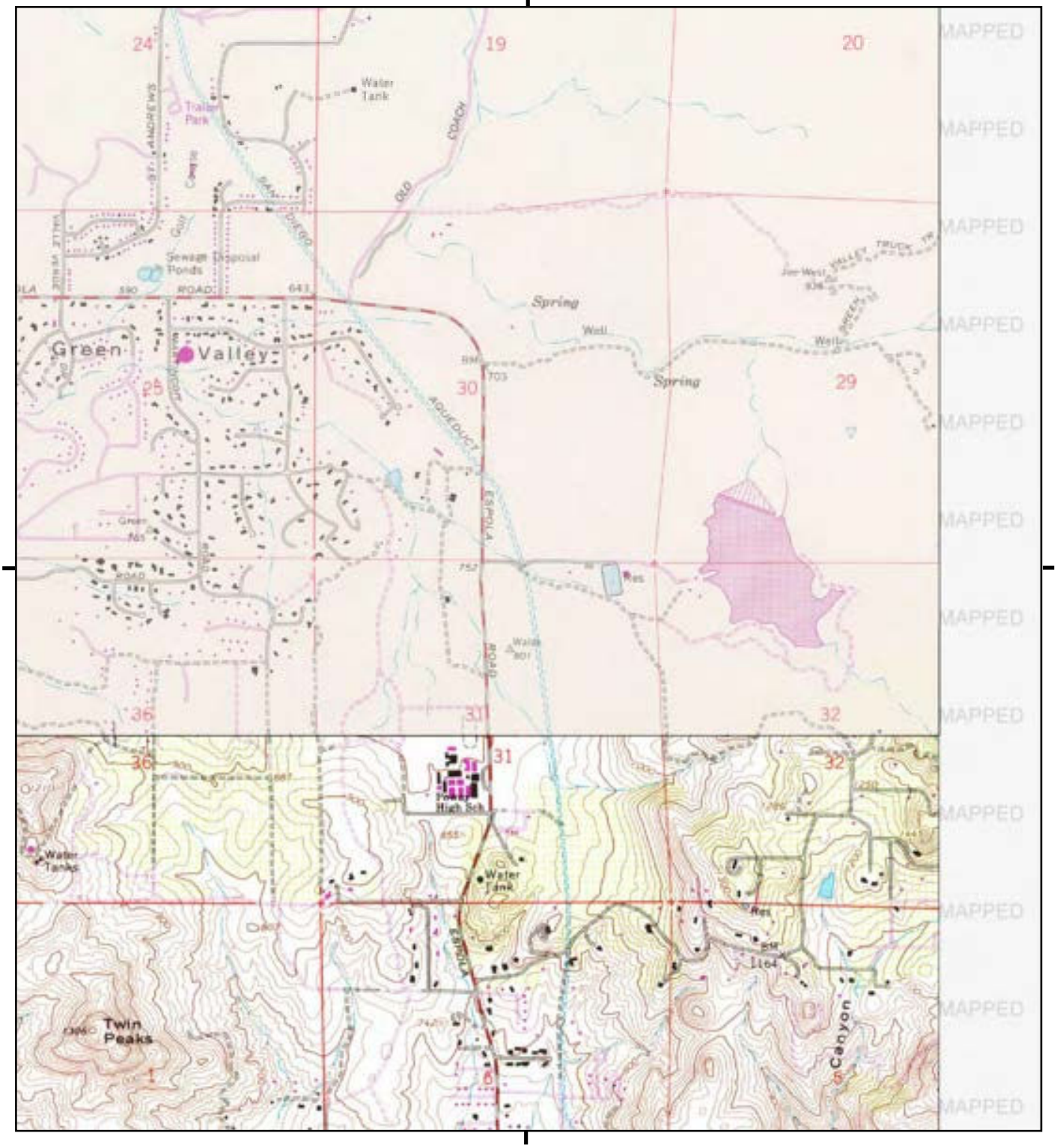

This report includes information from the following map sheet(s).

0 Miles 0.25 0.5 1 1.5

NW N NE
W E
SW S SE

TP, Escondido, 1975, 7.5-minute
SW, Poway, 1975, 7.5-minute

SITE NAME: Pump Station
ADDRESS: Not Reported
POWAY, CA 92064
CLIENT: Ninyo & Moore

N

Historical Topo Map

1967, 1968, 1971



This report includes information from the following map sheet(s).

0 Miles 0.25 0.5 1 1.5

NW N NE
W E
SW S SE

TP, Escondido, 1968, 7.5-minute
NE, San Pasqual, 1971, 7.5-minute
SE, San Vicente Reservoir, 1971, 7.5-minute
SW, Poway, 1967, 7.5-minute

SITE NAME: Pump Station
ADDRESS: Not Reported
POWAY, CA 92064
CLIENT: Ninyo & Moore

N

Historical Topo Map

1949, 1952

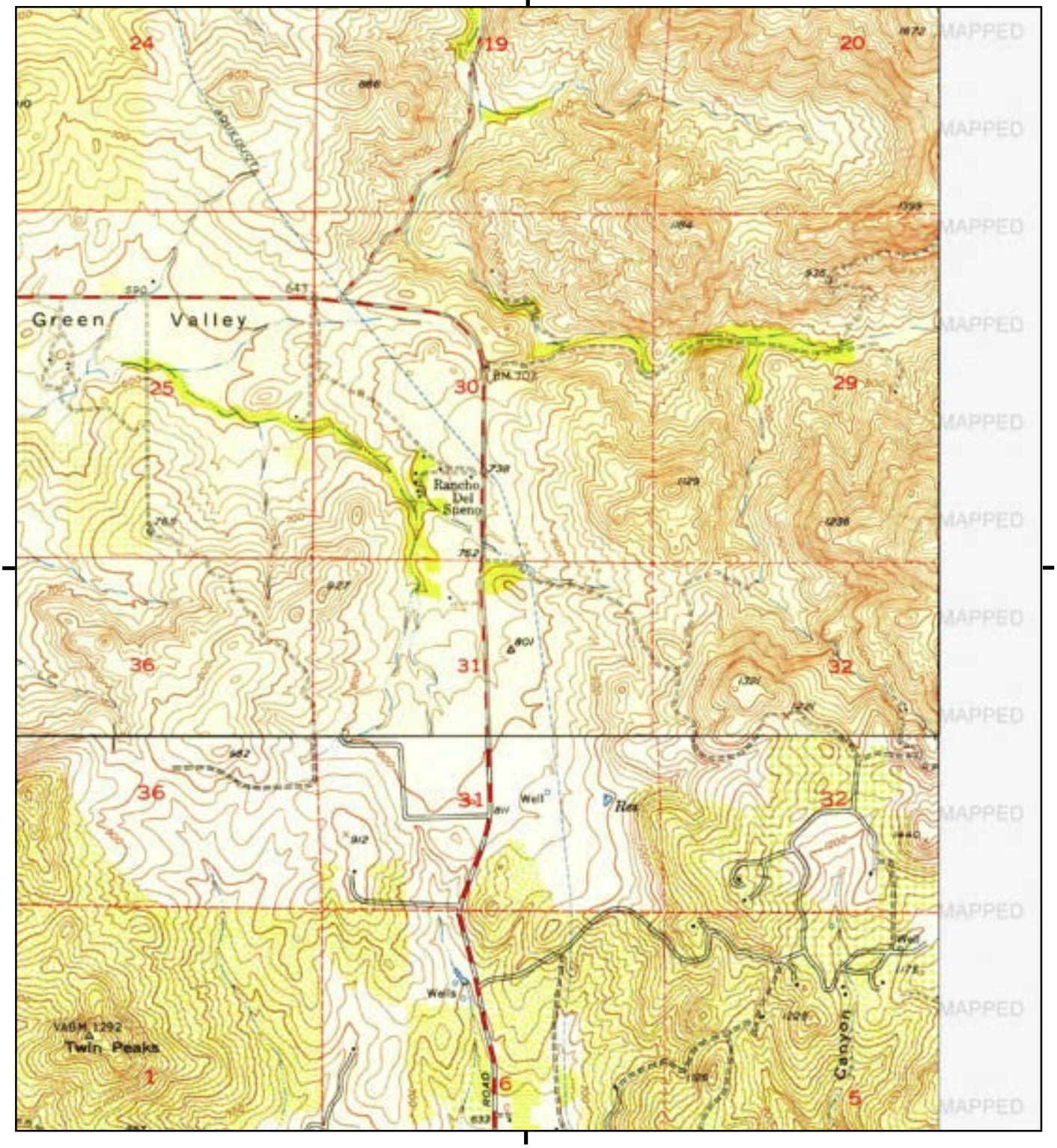

This report includes information from the following map sheet(s).

0 Miles 0.25 0.5 1 1.5

NW N NE
W E
SW S SE

TP, Escondido, 1949, 7.5-minute
SW, Poway Valley, 1952, 7.5-minute

SITE NAME: Pump Station
ADDRESS: Not Reported
POWAY, CA 92064
CLIENT: Ninyo & Moore

N

Historical Topo Map

1948

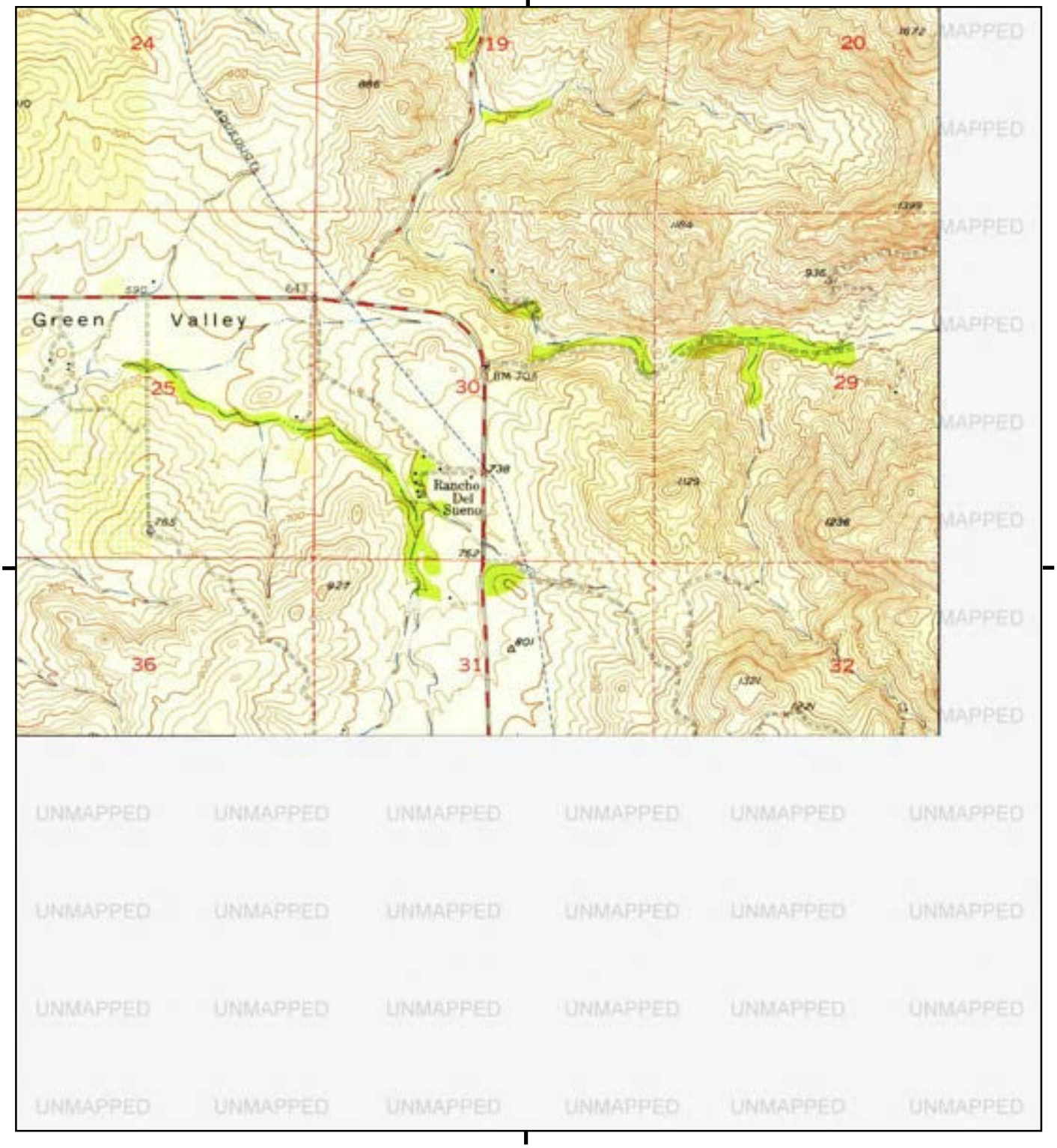

This report includes information from the following map sheet(s).

0 Miles 0.25 0.5 1 1.5

NW N NE
W E
SW S SE

TP, Escondido, 1948, 7.5-minute

SITE NAME: Pump Station
ADDRESS: Not Reported
POWAY, CA 92064
CLIENT: Ninyo & Moore

N

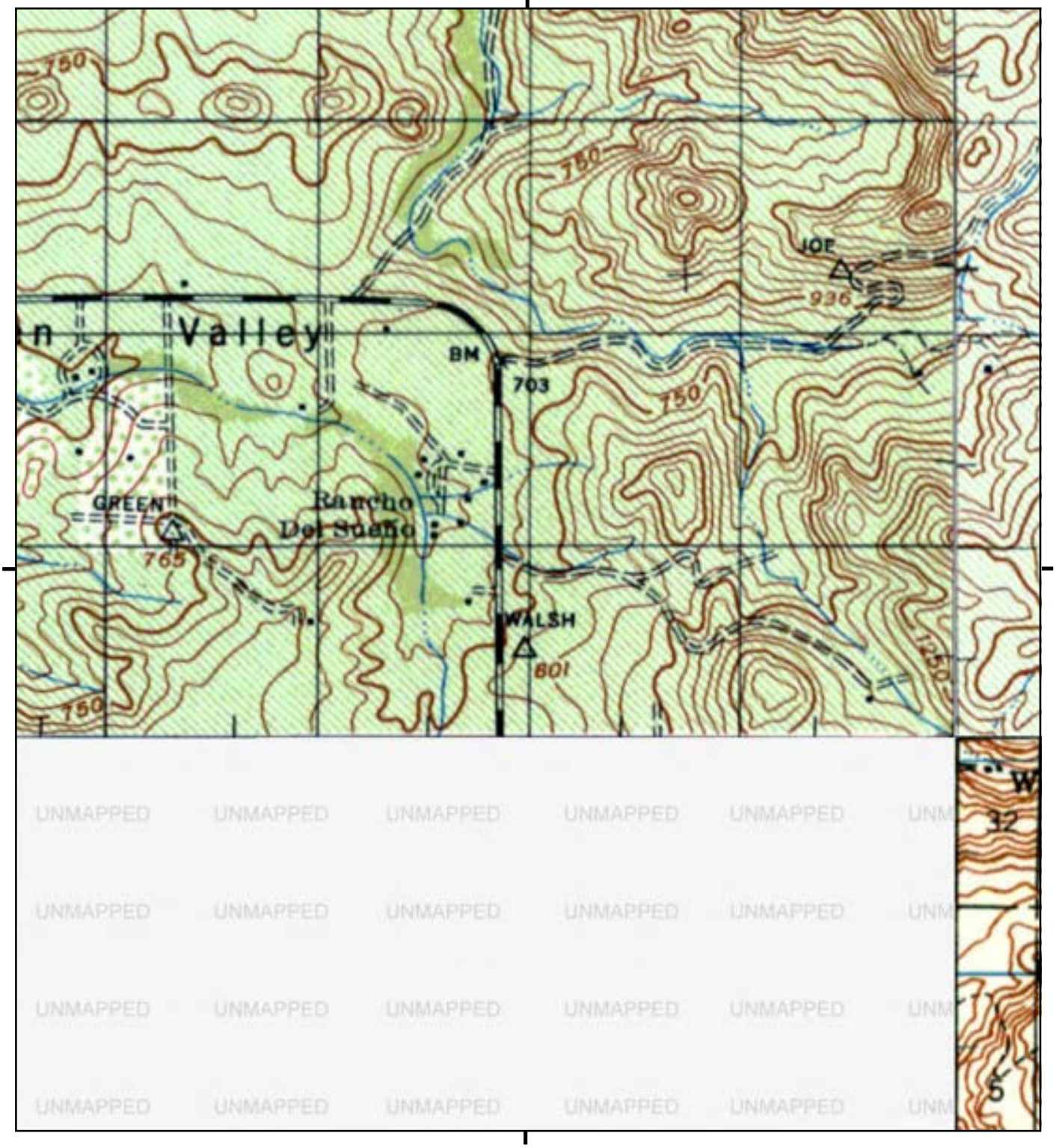

This report includes information from the following map sheet(s).

0 Miles 0.25 0.5 1 1.5

NW N NE
W E
SW S SE

TP, ESCONDIDO, 1947, 15-minute
NE, RAMONA, 1947, 15-minute
SE, EL CAJON, 1948, 15-minute

SITE NAME: Pump Station
ADDRESS: Not Reported
POWAY, CA 92064
CLIENT: Ninyo & Moore

N

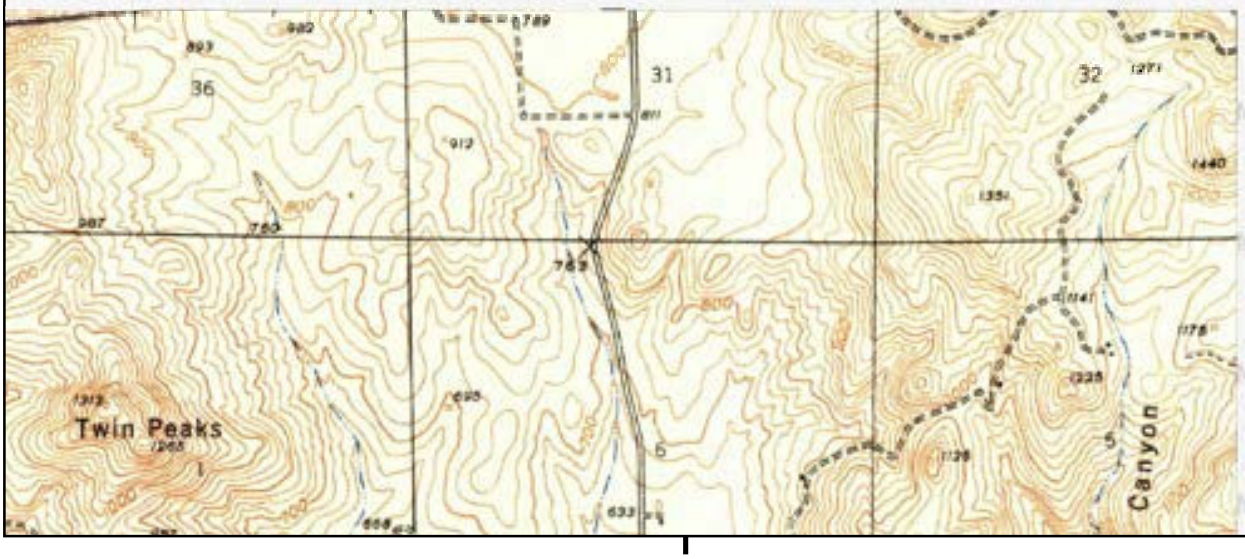

This report includes information from the following map sheet(s).

0 Miles 0.25 0.5 1 1.5

NW N NE
W E
SW S SE

SW, Poway Valley, 1942, 7.5-minute

SITE NAME: Pump Station
ADDRESS: Not Reported
POWAY, CA 92064
CLIENT: Ninyo & Moore

N

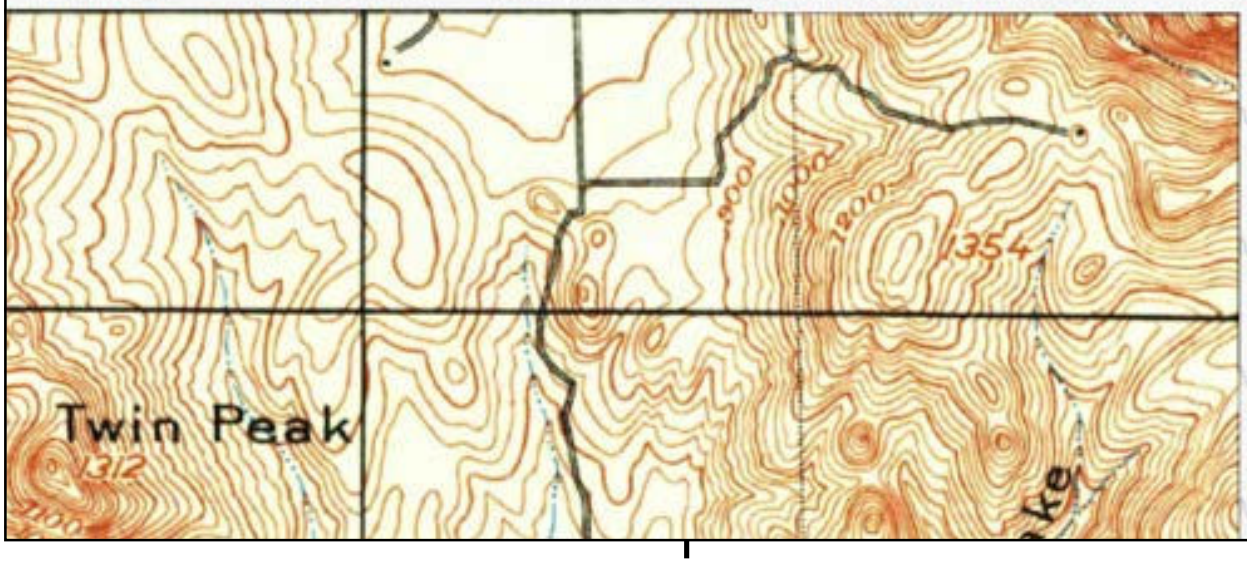

This report includes information from the following map sheet(s).

0 Miles 0.25 0.5 1 1.5

NW N NE
W E
SW S SE

SW, La Jolla, 1930, 15-minute

SITE NAME: Pump Station
ADDRESS: Not Reported
POWAY, CA 92064
CLIENT: Ninyo & Moore

N

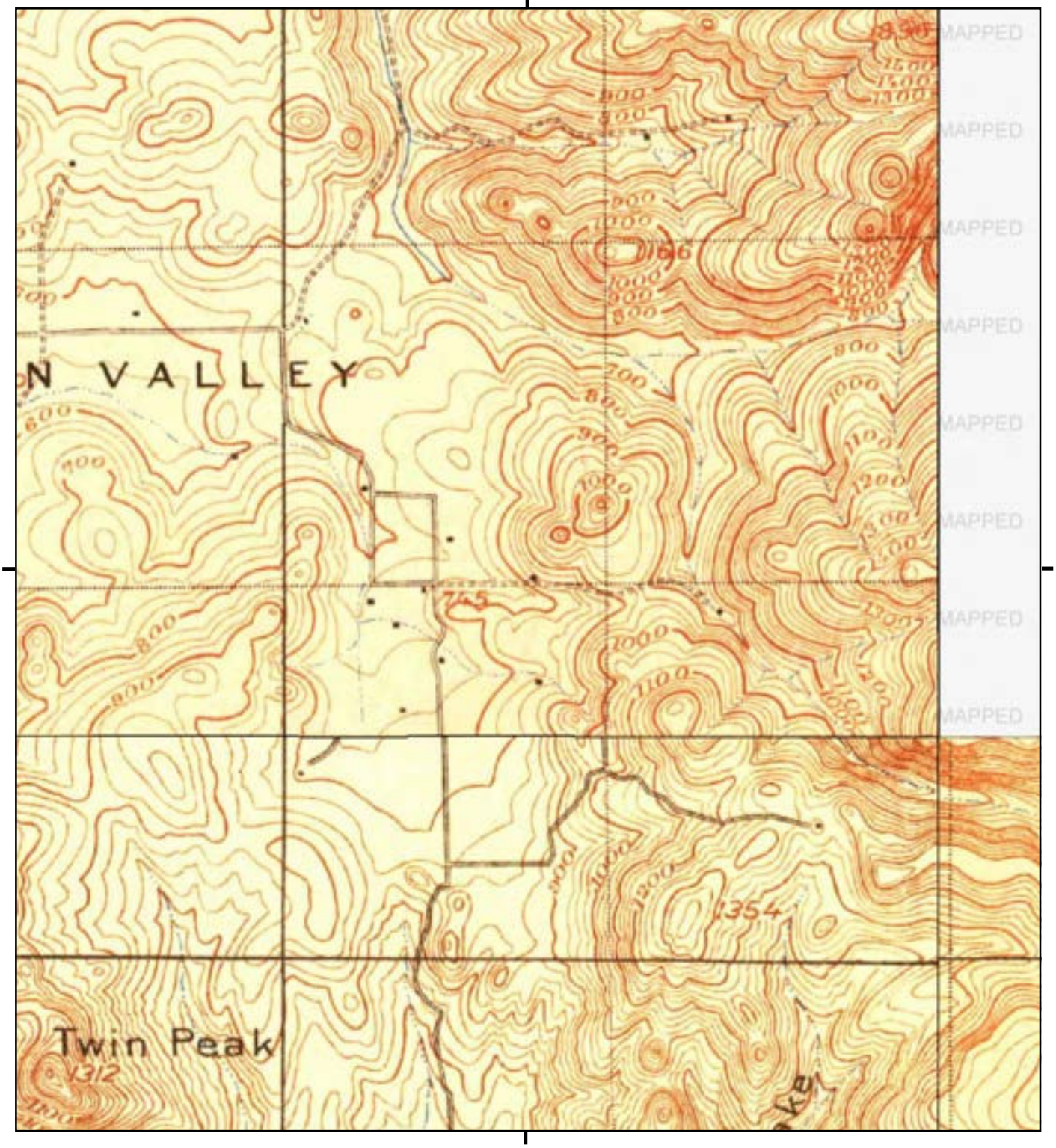

This report includes information from the following map sheet(s).

0 Miles 0.25 0.5 1 1.5

NW N NE
W E
SW S SE

TP, Escondido, 1901, 15-minute
SE, Elcajon, 1901, 15-minute
SW, La Jolla, 1903, 15-minute
SE, Elcajon, 1903, 15-minute
SE, El Cajon, 1903, 15-minute

SITE NAME: Pump Station
ADDRESS: Not Reported
POWAY, CA 92064
CLIENT: Ninyo & Moore

N


UNMAPPED
UNMAPPED
UNMAPPED

APPENDIX F

Vapor Encroachment Screening Matrix

Phase I ESA Vapor Encroachment Conditions (VEC) matrix includes a (1) Search Radius Test, (2) Chemicals of Concern Test (COC), and (3) a Critical Distance Test [1].

(1) Search Radius Test: Are there any known or suspect contaminated properties in the primary area of concern within the corresponding search radii?

☐ Yes ☒ No — If ***No***, then screening for a VEC is complete and no VEC *currently* exists, go to #4. If ***Yes***, then:

(2) Chemicals of Concern Test: Are COC likely to be present within the area of concern for those known or suspect contaminated sites identified based on the Search Distance Test?

☐ Yes ☐ No — If ***No***, then screening for a VEC is complete and no VEC *currently* exists, go to #4. If ***Yes***, then:

(3) Critical Distance Test: A plume test to determine whether or not COC in the contaminated plume(s) may be within the critical distance.

☐ Yes ☐ No — (3a) Is information related to the contaminated(s) plume available (i.e., isoconcentration maps, site drawings, etc.)?

(3b) If ***No***, then a VEC cannot be ruled out; check ***Yes*** in #4 below indicating it is likely a VEC exists. If ***Yes***, then:

☐ Yes ☐ No — (3c) Is the site less than 100 feet to the nearest edge of a contaminated [non-petroleum hydrocarbon] plume(s)? If ***Yes***, then check ***Yes*** in #4 below indicating it is likely a VEC exists.

☐ Yes ☐ No — (3d) Is the site less than 30 feet to the nearest edge of a dissolved petroleum hydrocarbon plume(s)? If ***Yes***, then check ***Yes*** in #4 below indicating it is likely a VEC exists.

If the distance from the nearest edge of a contaminated plume to the nearest existing or planned structure on the site is less than 100 feet for non-petroleum hydrocarbon COC, or less than 30 feet for dissolved petroleum hydrocarbons, then it is presumed that a VEC *currently* exists beneath the site. If the distance from the nearest edge of the contaminated plume is greater than or equal to 100 feet for non-petroleum hydrocarbons, or 30 feet for dissolved petroleum hydrocarbon chemicals of concern, then it is presumed unlikely that a VEC *currently* exists beneath the site.

(4) Is it likely that a VEC *currently* exists beneath the site?

☐ Yes ☒ No — If ***No***, then the VEC screening is complete and no further investigation is recommended at this time. If ***Yes,*** Ninyo & Moore recommends performing additional assessment, such as a Tier 2 VEC assessment according to ASTM E 2600-15.

[1] Based on guidance presented in the ASTM E 2600-15 Standard.

APPENDIX G

ASTM Non-Scope Documentation

Summary of Asbestos-Containing Materials

Sample No.(s)	ACM Location [1]	ACM Description	Approx. Quantity [2]	Friable Yes / No	Condition	Asbestos Content
ASB-001, ASB-002, ASB-003, ASB-004, and ASB-005	Piping joints/connections, throughout site	Gaskets / gasket material	34 EA	No	Good	18-25% chrysotile
ASB-009, ASB-010, and ASB-011	Transformer base	Caulking	20 LF	No	Good	2-3% chrysotile

NOTES:

[1] = ACM locations are based upon Ninyo & Moore's visual observations during site reconnaissance activities. Materials that are uniform in color, texture, construction or application date, and/or general appearance to materials found to be asbestos-containing, should be presumed to be asbestos-containing.

[2] = Material quantities are approximate and are not intended to be used or interpreted as actual quantities. It is the contractor's responsibility to confirm material quantities prior to bid submittals and initiating renovation and/or demolition activities at the site.

EA = Each
LF = Linear feet
SF = Square feet

Detailed Asbestos Survey Results

Sample No.	Sample Location	Sample Description	Approx. Quantity [1]	Friable Yes / No	Condition	Asbestos Content
ASB-001	**Horizontal AST piping, north side**	**Gray gasket material**	**34 EA**	**No**	**Good**	**25% chrysotile**
ASB-002	**Horizontal AST piping, south side**	**Gray/black gasket material**	**See ASB-001**	**No**	**Good**	**20% chrysotile**
ASB-003	**Vertical AST piping, north side**	**Gray/black gasket material**	**See ASB-001**	**No**	**Good**	**20% chrysotile**
ASB-004	**Piping between ASTs**	**Gray/black gasket material**	**See ASB-001**	**No**	**Good**	**23% chrysotile**
ASB-005	**Capped piping (northeast of vertical AST)**	**Gray/black gasket material**	**See ASB-001**	**No**	**Good**	**18% chrysotile**
ASB-006	At vertical AST	Gray concrete	--	N/A	N/A	ND
ASB-007	Horizontal AST support	Gray concrete	--	N/A	N/A	ND
ASB-008	At transformer	Gray concrete	--	N/A	N/A	ND
ASB-009	**Transformer base**	**Gray caulking**	**20 LF**	**No**	**Good**	**2% chrysotile**
ASB-010	**Transformer base**	**Gray caulking**	**See ASB-009**	**No**	**Good**	**2% chrysotile**
ASB-011	**Transformer base**	**Gray caulking**	**See ASB-009**	**No**	**Good**	**3% chrysotile**
ASB-012	Control panel door	Black seal material	--	N/A	N/A	ND

NOTES:

Bulk asbestos sample analysis via Environmental Protect Agency (EPA) Method 600/R-93/116 using polarized light microscopy, unless otherwise noted.

Results in **BOLD** are ACM, as defined by EPA and the State of California, and results in *ITALICS* are ACCM, as defined by the State of California.

[1] = Material quantities are approximate and are not intended to be used or interpreted as actual quantities. It is the contractor's responsibility to confirm material quantities prior to bid submittals and initiating renovation and/or demolition activities at the site.

AST = Above-ground storage tank
EA = Each
LF = Linear feet
SF = Square feet
N/A = Not applicable
ND = None detected

XRF Data Sheet

Reading No.	Site	Floor	Side	Room / Area	Source / Component	Substrate	Condition	Color	Results (POS / NEG)	Approx. Quantity [1]	Lead Reading (mg/cm^2)	Precision (+/- mg/cm^2)
1	--	PCS Standard Calibration Check - 1.04 +/- 0.064mg/cm^2								--	1.0	0.3
2	--	PCS Standard Calibration Check - 1.04 +/- 0.064mg/cm^2								--	1.0	0.3
3	--	PCS Standard Calibration Check - 1.04 +/- 0.064mg/cm^2								--	1.0	0.3
4	--	Blank Calibration Check								--	-0.3	0.3
5	--	Blank Calibration Check								--	-0.3	0.3
6	--	Blank Calibration Check								--	-0.3	0.3
7	Pump Station	1	B	Transformer	Door	Metal	Deteriorated	Tan	NEG	--	0.1	0.3
8	Pump Station	1	A	Transformer	Wall	Metal	Deteriorated	Tan	NEG	--	0.0	0.3
9	Pump Station	1	D	Control Panel	Door	Metal	Chalking	White	NEG	--	0.0	0.3
10	Pump Station	1	C	Control Panel	Wall	Metal	Chalking	White	NEG	--	0.1	0.3
11	Pump Station	1	--	Control Panel	Electric panel	Metal	Intact	Gray	NEG	--	0.1	0.3
12	Pump Station	1	--	Control Panel	Electric panel	Metal	Intact	Gray	NEG	--	0.0	0.3
13	Pump Station	1	A	Horizontal AST	Wall	Metal	Flaking	White	NEG	--	0.2	0.2
14	Pump Station	1	B	Horizontal AST	Support	Metal	Flaking	White	NEG	--	0.3	0.2
15	Pump Station	1	B	Horizontal AST	Wall	Metal	Flaking	White	NEG	--	0.2	0.2
16	Pump Station	1	A	Vertical AST	Wall	Metal	Chalking	White	NEG	--	0.2	0.2
17	Pump Station	1	--	Piping	Pipe	Metal	Deteriorated	White	NEG	--	0.2	0.2
18	Pump Station	1	--	Piping	Pipe	Metal	Deteriorated	White	NEG	--	0.3	0.2
19	Pump Station	1	--	Piping	Pipe	Metal	Deteriorated	White	NEG	--	0.2	0.2
20	Pump Station	1	--	Piping	Pipe	Metal	Deteriorated	White	NEG	--	0.4	0.2
21	Pump Station	1	--	Piping	Pipe	Metal	Deteriorated	White	NEG	--	0.2	0.2
22	Pump Station	1	--	Piping	Pipe	Metal	Deteriorated	White	NEG	--	0.5	0.2
23	Pump Station	1	--	Piping	Pipe	Metal	Deteriorated	White	NEG	--	0.3	0.2
24	Pump Station	1	--	Piping	Pipe	Metal	Deteriorated	White	NEG	--	0.2	0.2
25	Pump Station	1	--	Piping	Pipe	Metal	Deteriorated	White	NEG	--	0.5	0.2
26	Pump Station	1	A	Pump Shelters	Support	Metal	Flaking	White	NEG	--	0.1	0.3
27	Pump Station	1	--	Pump Shelters	Pump	Metal	Deteriorated	White	NEG	--	0.3	0.2
28	Pump Station	1	--	Pump Shelters	Pump	Metal	Deteriorated	White	NEG	--	0.0	0.3
29	Pump Station	1	D	Pump Shelters	Wall	Wood	Deteriorated	White	NEG	--	0.0	0.3
30	--	PCS Standard Calibration Check - 1.04 +/- 0.064mg/cm^2								--	1.0	0.3
31	--	PCS Standard Calibration Check - 1.04 +/- 0.064mg/cm^2								--	0.9	0.3
32	--	PCS Standard Calibration Check - 1.04 +/- 0.064mg/cm^2								--	1.0	0.3
33	--	Blank Calibration Check								--	-0.3	0.3
34	--	Blank Calibration Check								--	-0.3	0.3
35	--	Blank Calibration Check								--	0.0	0.3

XRF Data Sheet

Reading No.	Site	Floor	Side	Room / Area	Source / Component	Substrate	Condition	Color	Results (POS / NEG)	Approx. Quantity (1)	Lead Reading (mg/cm^2)	Precision (+/- mg/cm^2)

NOTES:

XRF assays were collected using a portable Viken Detection Pb200i XRF Lead Paint Analyzer.

Results in **BOLD** are LCS, as defined by the Department of Housing and Urban Development (HUD) and the California Department of Public Health (CDPH).

(1) = Surface quantities are approximate and are not intended to be used or interpreted as actual quantities. It is the contractor's responsibility to confirm material quantities prior to bid submittals and initiating renovation and/or demolition activities at the site.

PCS = Performance Characteristic Sheet, as maintained by HUD. A device-specific document outlining acceptable operating specifications for an XRF analyzer.

POS = Positive

NEG = Negative

INCOM = Incomplete

EA = Each

LF = Linear feet

SF = Square feet

mg/cm^2 = milligrams per square centimeter

EMSL Analytical, Inc.
8145 Ronson Road, Suite B San Diego, CA 92111
Tel/Fax: (858) 499-1303 / (858) 499-1304
http://www.EMSL.com / sandiegolab@emsl.com

EMSL Order:	432206720
Customer ID:	32NIN63
Customer PO:	
Project ID:	

Attention:	Nicholas Marinello	**Phone:**	(858) 576-1000
	Ninyo & Moore	**Fax:**	(858) 576-9600
	5710 Ruffin Road	**Received Date:**	08/10/2022 12:00 PM
	San Diego, CA 92123	**Analysis Date:**	08/12/2022 - 08/16/2022
		Collected Date:	08/10/2022

Project: POWAY ABANDONED PUMP STATION / 109471002 / POWAY, CA

Test Report: Asbestos Analysis of Bulk Materials via EPA 600/R-93/116 Method using Polarized Light Microscopy

			Non-Asbestos		Asbestos
Sample	**Description**	**Appearance**	**% Fibrous**	**% Non-Fibrous**	**% Type**
ASB-001 *432206720-0001*	HORIZONTAL TANK, N / GASKET MATERIAL	Gray Fibrous Homogeneous		75% Non-fibrous (Other)	25% Chrysotile
ASB-002 *432206720-0002*	HORIZONTAL TANK, S / GASKET MATERIAL	Gray/Black Fibrous Homogeneous		80% Non-fibrous (Other)	20% Chrysotile
ASB-003 *432206720-0003*	VERTICAL TANK, N / GASKET MATERIAL	Gray/Black Fibrous Homogeneous		80% Non-fibrous (Other)	20% Chrysotile
ASB-004 *432206720-0004*	BETWEEN TANKS / GASKET MATERIAL	Gray/Black Fibrous Homogeneous		77% Non-fibrous (Other)	23% Chrysotile
ASB-005 *432206720-0005*	CAPPER PIPING / GASKET MATERIAL	Gray/Black Fibrous Homogeneous		82% Non-fibrous (Other)	18% Chrysotile
ASB-006 *432206720-0006*	AT VERTICAL TANK / CONCRETE	Gray Non-Fibrous Homogeneous		100% Non-fibrous (Other)	None Detected
ASB-007 *432206720-0007*	HORIZONTAL TANK SUPPORT / CONCRETE	Gray Non-Fibrous Homogeneous		100% Non-fibrous (Other)	None Detected
ASB-008 *432206720-0008*	AT TRANSFORMER / CONCRETE	Gray Non-Fibrous Homogeneous		100% Non-fibrous (Other)	None Detected
ASB-009 *432206720-0009*	TRANSFORMER BASE / CAULKING	Gray Non-Fibrous Homogeneous		98% Non-fibrous (Other)	2% Chrysotile
ASB-010 *432206720-0010*	TRANSFORMER BASE / CAULKING	Gray Non-Fibrous Homogeneous		98% Non-fibrous (Other)	2% Chrysotile
ASB-011 *432206720-0011*	TRANSFORMER BASE / CAULKING	Gray Non-Fibrous Homogeneous		97% Non-fibrous (Other)	3% Chrysotile
ASB-012 *432206720-0012*	CONTROL PANEL / SEAL MATERIAL	Black Non-Fibrous Homogeneous		100% Non-fibrous (Other)	None Detected

Initial report from: 08/17/2022 13:30:36

ASBESTOS BULK SAMPLE DATA SHEET

5 DAY TAT

#4322067 20 Sheet 1 of 1

Ninyo & Moore 5710 Ruffin Road San Diego, CA 92123 Tel: (858) 576-1000 Fax: (858) 576-9600	**Project Name: Poway Abandoned Pump Station** Project No.: 109471002 Project Manager: Nick Marinello nmarinello@ninyoandmoore.com Site Address: Poway, CA	~~Date Sampled:~~ 8/10/2022 Sampled By: NSM Analyze via EPA Method 600/R-93/116. Please analyze all layers independently.	**Laboratory:** EMSL Analytical, Inc. 8145 Ronson Rd., Ste. B San Diego, CA 92111 Tel: (858) 499-1303

CHAIN OF CUSTODY INFORMATION:

Relinquished By: (sign / print)	Company	Date	Time (24 hr.)	Received By: (sign / print)	Laboratory
Nick Marinello	Ninyo & Moore	8/10/2022	1700	Cara Walsten / 8/10/22 17:00	

Sample ID	Building ~~Number~~	Room ~~Number~~	Sample Location	Sample Description	Quantity (SF/LF/EA)	Friable (Y/N)	Condition
ASB-001	PUMP	STATION	HORIZONTAL TANK, NORTH	GASKET MATERIAL	54 EA	N	GOOD
ASB-002			SOUTH				
ASB-003			VERTICAL TANK, NORTH				
ASB-004			BETWEEN TANKS				
ASB-005			COPPER PIPING				
ASB-006			HT VERTICAL TANK	CONCRETE		N	GOOD
ASB-007			HORIZONTAL TANK SUPPORT				
ASB-008			HT TRANSFORMER				
ASB-009			TRANSFORMER BASE	CAULKING	20LF	N	GOOD
ASB-010							
ASB-011							
ASB-012			CONTROL PANEL	SEAL MATERIAL	2 DOORS	N	GOOD
ASB-013							
ASB-014							
ASB-015							

OrderID: 432206720

EMSL Analytical, Inc.
8145 Ronson Road, Suite B San Diego, CA 92111
Tel/Fax: (858) 499-1303 / (858) 499-1304
http://www.EMSL.com / sandiegolab@emsl.com

EMSL Order:	432206720
Customer ID:	32NIN63
Customer PO:	
Project ID:	

Analyst(s)

Dalia Rodriguez (4)
Eric Sun (8)



Riva Alger, Laboratory Manager
or Other Approved Signatory

EMSL maintains liability limited to cost of analysis. Interpretation and use of test results are the responsibility of the client. This report relates only to the samples reported above, and may not be reproduced, except in full, without written approval by EMSL. EMSL bears no responsibility for sample collection activities or analytical method limitations. The report reflects the samples as received. Results are generated from the field sampling data (sampling volumes and areas, locations, etc.) provided by the client on the Chain of Custody. Samples are within quality control criteria and met method specifications unless otherwise noted. The above analyses were performed in general compliance with Appendix E to Subpart E of 40 CFR (previously EPA 600/M4-82-020 “Interim Method”) but augmented with procedures outlined in the 1993 (“final”) version of the method. This report must not be used by the client to claim product certification, approval, or endorsement by NVLAP, NIST or any agency of the federal government. Non-friable organically bound materials present a problem matrix and therefore EMSL recommends gravimetric reduction prior to analysis. Unless requested by the client, building materials manufactured with multiple layers (i.e. linoleum, wallboard, etc.) are reported as a single sample. Estimation of uncertainty is available on request.

Samples analyzed by EMSL Analytical, Inc. San Diego, CA NVLAP Lab Code 200855-0, CA ELAP 2713, HI L-09-03

Initial report from: 08/17/2022 13:30:36

APPENDIX H

Qualification of the Environmental Professionals

Gabriel A. Haro, LRC ST

Staff Geologist



EDUCATION

B.S., Geology, 2018, University of California Davis

CERTIFICATIONS

CDPH Lead-Related Construction Sampling Technician, No. 9869

AHERA Building Inspector, No. 0522BII190562

40-Hour OSHA HAZWOPER Certification (with annual updates)

As a Staff Geologist, Gabriel provides field services for projects; provides input for technical reports; work with subs onsite (drillers, etc) during field services; and assists Project Managers and Senior Staff personnel with tasks.

EXPERIENCE

Marques Holdings, 7793 Bar du Lane Water Quality Compliance, Sacramento, California: Assistant Project Manager for a residential development project located in southern Sacramento. The project included construction monitoring to document fill and grading occurring in previously mapped sensitive habitats; preparation of the associated monitoring report; and coordination with the County of Sacramento and Regional Water Quality Control Board (RWQCB).

Little Egbert Tract (LET) Properties, LET Restoration Assessment, Solano County, California: GIS Technician for a planned wetland restoration project in Solano County. The project included revising map features and boundaries through ArcGIS Desktop under direction of the lead biologist as part of the aquatic resources delineation report and evaluation of agency jurisdiction.

Sacramento Municipal Utility District (SMUD), Nature Preserve Mitigation Bank, Herald, California: Biologist for a mitigation bank monitoring project managed by local utility provider SMUD. The project consisted of sampling vernal pools onsite to record presence and abundance of species of concern, and to measure the turbidity, water temperature, current maximum and potential depth, and estimate emergent vegetation at each location. The purpose of this contract was to measure overall bank success as outlined in the SMUD Long-term Management Plan for the site.

City of Vacaville, Routine Maintenance Agreement (RMA), Vacaville, California: Biologist for a multi-year contract with the City of Vacaville to perform surveys, monitoring, and reporting for projects included under the RMA. The project included performing a pre-construction survey along Alamo Creek at Fruitvale Road to determine the presence of nesting birds and state-protected vegetation. A technical report detailing the survey methodologies and results was submitted to the City to review and retain on record.

County of Placer, Dowd Road at Coon Creek Bridge Replacement Project, Placer County, California: Construction Monitor for a bridge replacement project along Dowd Road in Placer County. The project required monitoring and oversight of the removal of flagged live oak trees and willows prior to construction, and the installation of the Environmentally Sensitive Area (ESA) perimeter fencing. This project also included pre-construction surveys for sensitive species and required that worker environmental awareness training (WEAT) be delivered to all construction personnel working onsite.

Sacramento Municipal Utility District (SMUD), Franklin Substation and Transmission Line Project, Sacramento County, California: Construction Monitor for a high-voltage transmission lines upgrade project to support the newly constructed Franklin Substation. The purpose of the project was to verify and document compliance with all avoidance and minimization measures (AMM) as required by permits and the mitigation monitoring and reporting program. The project included pre-construction

surveys for special-status species and the preparation of daily monitoring logs documenting monitoring activities and wildlife observations, including photo documentation.

Sacramento Municipal Utility District (SMUD), Solano Wind Project Phases 1, 2, and 3, Solano County, California: Biologist for a wind energy project managed by local utility provider SMUD. The project consisted of performing standardized avian bird and bat carcass searches along equally spaced transects surrounding each wind turbine generator (WTG). This project also included processing and reporting all applicable mortality and injury incidents to the lead agency and U.S. Fish and Wildlife Service (USFWS) per survey protocol.

East Bay Regional Park District (EBRPD), Seaborg Trail Culvert Replacement Project, Contra Costa County, California: Construction Monitor for the rehabilitation of the side slope along Seaborg Trail resulting from heavy storm damage in 2017. The project included monitoring of the installation of erosion control measures and performing per-construction surveys.

East Bay Regional Park District (EBRPD), Black Diamond Mine Preserve Three Ponds Restoration Project, Contra Costa County, California: Biologist for a washed out dam rehabilitation project managed by EBRPD. The project included performing pre-construction surveys to identify active burrows or nests in the project vicinity.

County of Yuba, Yuba Rices Crossing Project, Yuba County, California: Biological Monitor for a road widening project along Rices Crossing in rural Yuba County. The project included monitoring an active birds nest located within 100 feet of the construction work limits, and recording the project activities in a daily monitoring log.

Stephan A. Beck, PG, CHG, CEG, QSP/D

Principal Geologist/Environmental Operations Manager



EDUCATION

M.A., Geology, 1981, California State University, Fresno

B.A., Geology, 1976, University of California at Santa Barbara

Professional Certificate, Hazardous Materials Management, 1989, University of California at San Diego

REGISTRATIONS/CERTIFICATIONS

PG 4375 (California)

CEG 1512 (California)

CHG 126 (California)

PG 33080 (Arizona)

PG 2234 (Wyoming)

QSP/D 20443 (California)

40-Hour OSHA HAZWOPER Certification (with annual updates)

PROFESSIONAL AFFILIATIONS

San Diego Environmental Professionals

As a Principal Environmental Geologist and Manager of Environmental Sciences for Ninyo & Moore's San Diego Office, Mr. Beck, PG, CEG, CHG, EM, QSD/QSP, has extensive experience as Program Manager, Principal Environmental Geologist, Project Manager, and QA/QC Manager for large task order contracts and Capital Improvement Program Projects. Mr. Beck's project experience includes soil vapor, sediment, sludge, surface water, groundwater and soil vapor surface and subsurface site assessments; hydrologic/groundwater supply; hazardous building materials (HBM); human health and ecological risk assessments; technical studies for inclusion in California Environmental Quality Act (CEQA)/National Environmental Policy Act (NEPA) documents; remedial design; expert witness and litigation support; and remedial/ removal actions projects. Other experience includes site assessment investigations for real estate transfers; school sites; power and coal gasification plants; solar and wind generating facilities, Brownfields; pipeline; transportation and railroad rights-of-way; and regulatory compliance involving U.S. Environmental Protection Agency (EPA), California Department of Toxic Substances Control (DTSC), Regional Water Quality Control Board (RWQCB), Department of Environmental Health (DEH), Air Pollution Control District, and California Coastal Commission. Mr. Beck has participated in numerous technical work groups in preparing sections of the San Diego County DEH Site Assessment and Mitigation (SAM) Manual; served as technical advisor to the County of San Diego Department of Planning and Land Use for establishing CEQA criteria of significance for hazardous materials and water quality; and was technical co-chair for the RWQCB technical committee that prepared the current conditional waivers of waste discharge requirements for low threat discharges in the San Diego Region.

EXPERIENCE

San Diego County Regional Airport Authority (SDCRAA) On-Call Services Agreement, San Diego, California: Principal Environmental Geologist for this contract, provided technical input and services to SDCRAA regarding environmental issues pertaining to San Diego International Airport (SDIA) operations, maintenance, construction, and expansion. Acted as Principal Environmental Geologist and Contract Manager for the environmental constraints study for the final alternative sites considered as potential locations for either a new airport or the expansion of existing facilities.

SDIA CIP 104118E – NSU Storm Drain Trunk, San Diego, California: Principal Geologist and Technical Advisor for the construction of a new storm drain trunk for the north side redevelopment at the SDIA. The project included approximately 1,300 feet of 36-inch diameter gravity storm drain, 6,900 feet of 30-inch diameter force main, connection to an existing 60-inch diameter storm drain, storm drain pump station, and other associated storm drain structures. The storm drain was installed with approximately six feet of cover over the pipe in most areas with some sections deeper due to existing utilities. An approximately 570-foot long section of the new storm drain was also installed beneath Taxiway F via trenchless methods. Construction dewatering using wells was required to facilitate construction.

SDIA CIP 104066 – TDY Site/30-inch Storm Drain and Lift Station, San Diego, California: Principal Geologist and Technical Advisor for the construction of a new

30-inch storm drain and lift station at the SDIA. Project tasks included liaison and coordination with SDCRAA staff, Resident Engineer, and contractor; attendance at weekly construction meetings; preparation of a site-specific health and safety plan, environmental monitoring of excavating activities consisting of visual/olfactory observations and photoionization detector readings; and daily field reports with photo-documentation.

SDIA Naval Training Center (NTC) Inactive Landfill, San Diego, California: Principal-in-Charge and Technical Advisor for the NTC Inactive Landfill clean closure. The project involved identification, delineation, and characterization of buried wastes (construction, solid waste, burn waste); performance of a geotechnical investigation; evaluation of import fill suitability for cover; evaluation of remedial action alternatives; preparation and approval of the clean closure plan; preparation of cost estimates for implementation of corrective action; providing oversight, monitoring, and documentation of waste removal; preparation and submittal of the clean closure report to the SDCRAA and RWQCB; interface and negotiation with the RWQCB, California Department of Resources Recycling and Recovery, Local Enforcement Agency, and other agencies; presentation of data at various meetings and to technical advisory boards; and enrollment of the remaining burn site in RWQCB Order No. R9-2012-0003.

SDIA Airport Site Selection Program, San Diego, California: Principal Environmental Geologist for the Airport Site Selection Program (ASSP). This program was focused on evaluating three alternative airport sites within San Diego and Imperial Counties. In addition to the three alternative airport sites, evaluated alternative alignments for MagLev and utility corridors to the alternative airport sites in eastern San Diego County and Imperial County. Performed a customized evaluation of potential solid and hazardous waste impacts associated with development of each site and prepared cost estimates regarding potential environmental mitigation. Reviewed extensive in-house background data and performed research of federal, state, university and county records; researched and coordinated with federal, state, and county agencies; and compiled and incorporated information into a Geographic Information System (GIS) format.

SDIA North Side Redevelopment Projects (North Side Interior Road, SAN Park 2, FBO Taxiway, and Taxiway Bypass), Construction Oversight, San Diego, California: Contract Manager and Principal Technical Advisor for environmental consulting services for several construction projects within the North Side Redevelopment Area, which was historically part of a former General Dynamics aerospace facility. Assisted SDCRAA staff in obtaining regulatory acceptance for the reuse of non-hazardous soil within the redevelopment area utilizing existing laboratory data and familiarity with acceptable soil/material reuse criteria. Performed sampling and analysis of concrete and asphalt demolished from the site for polychlorinated biphenyls (PCBs) to receive SDCRAA and RWQCB approval for the on-site reuse as base material. Provided construction oversight to maintain the contractor's compliance with the North Side Environmental Work Plan, Soil Management Plan, and Community Health and Safety Plan (CHSP), including performance of community health and safety monitoring, soil screening, documentation, and preparation of various technical memos and project closeout reports.

Port of San Diego (POS) SDIA Former Teledyne Ryan Aeronautical (TDY) Facility Pre-Demolition Survey, San Diego, California: Principal Environmental Geologist for this pre-demolition Hazardous Building Materials (HBM) Survey within 55 buildings at the 44-acre facility in anticipation of future redevelopment. The survey included the collection and analysis of 1204 suspect asbestos-containing material samples, collection of 748 x-ray fluorescence instrument readings of painted surfaces suspected of containing lead, and documentation of the presence of items falling under the Universal Waste Rule. Using a six-member team, fieldwork for the survey and 55 individual building reports and associated tables of survey results were completed in less than two weeks. The survey data were compiled, organized, and analyzed using GIS tools and electronic maps for use in preparation of bidding documents. Abatement specification sections were also provided.

POS SDIA Teledyne Ryan Aeronautical (TDY) Facility Demolition, San Diego, California: Contract Manager and Principal Technical Advisor for the preparation and implementation of the CHSP for the demolition of the former TDY Facility. The CHSP was developed in accordance with San Diego County DEH SAM Manual guidelines and incorporated specific contaminants of concern (COCs) into the Conceptual Site Model. Based on the industrial usage of the property, proximity to the runway, and presence of hazardous building materials (HBM), perimeter action levels were established for airborne dust, airborne metals (including lead, mercury, and hexavalent chromium), volatile organic compounds, polychlorinated biphenyls (PCBs), and asbestos. Monitoring stations were established around the perimeter of the each day's work activities. Our Certified Industrial

Hygienist reviewed the monitoring data and the contractor was promptly notified if the action levels for COCs were exceeded. The CHSP monitoring results were discussed at the weekly progress meetings. Also provided hazardous building materials (HBM) abatement oversight, characterization of potentially contaminated soil stockpiles, concrete, and caulking, and preparation of close-out documents required for the final notice of completion.

SDIA 12kV Duct Banks Project, San Diego, California: Principal Geologist and Technical Advisor for environmental consulting services for the 12kV duct banks project, which involved the excavation of trenches for the installation of electrical conduit around the entire perimeter of SDIA. Provided soil screening for trenches excavated within burned waste associated with the former NTC Landfill, petroleum hydrocarbon impacted soil associated with a former fuel farm, and soil impacted with volatile organic compounds within the former TDY facility. Assisted the contractor with the appropriate handling and disposal of the wastes, performed community and worker health and safety monitoring, and documented the presence of burned wastes encountered on facility maps.

SDIA Terminal 2 West Solar Support Structure, San Diego, California: Principal Environmental Geologist for environmental support services for construction of a 2.2 megawatt photovoltaic solar support structure in the Terminal 2 West Parking Lot at SDIA. Services included the preparation of site-specific and community health and safety plans for the work, training of onsite project personnel, and provision of industrial hygiene support during intrusive operations. Industrial hygiene activities included real-time monitoring of volatile organic compounds, associated with historical unauthorized releases of gasoline and other fuels, using combustible gas meters and photoionization detectors.

POS Various Projects, San Diego, California: Since 1994, Mr. Beck has been Program Director, Project Manager, Technical Advisor, and QA/QC Manager on numerous Port District on-call site assessment contracts involving Phase I due diligence, Phase II investigation, National Contingency Plan, Preliminary Endangerment Assessment, Remedial Investigation, Feasibility Studies, Risk Assessment, Public Participation Plans, Remedial Action Plans, NEPA/CEQA studies, and regulatory compliance issues and public concerns. Mr. Beck's involvement on such projects , has led to the swift and successful completion of these high profile, environmentally sensitive projects. Mr. Beck continues to provide technical input, QA/QC management, and regulatory liaison and negotiation for projects at Shelter Island Boat Launch, Tenth Avenue Marine Terminal, Seaport Village, National City Marine Terminal, Chula Vista Bayfront development, and Pond 20.

POS Eighth Avenue Tidelands Dump/East Parking Lot and Vicinity Remediation Oversight, San Diego, California: Principal- in-Charge, and Technical Advisor during site assessment activities to delineate the extent of the former burn site and manufactured gas plant (MGP) waste, preparation of the Remedial Action Workplan to remove groundwater source impacts (MGP waste and soil impacts) at the former landfill/burn site in accordance with RWQCB CAO 95-21. Provided oversight of remedial excavation activities, including field/photo documentation, verification sampling and analysis, and interface with the lead regulatory agency and responsible parties. Soil excavation monitoring services included documenting the removal of approximately 51,000 tons of contaminated soil for offsite disposal and 4,000 cubic yards of clean soil for onsite reuse. Oversaw the preparation of weekly public notification messages related to community health and safety air monitoring and project progress; provided technical support to the POS and the Contractor; and created an electronic database system to track results of confirmation sample testing to facilitate the planning and efficient excavation of areas requiring over excavation.

Metropolitan Transit Development Board On-Call 5-Year Environmental Services Contract, San Diego County, California: Contract Manager and Principal Environmental Geologist for this on-call contract. Services included third-party review, regulatory liaison, site assessments, permitting, stormwater compliance, construction management services, hazardous materials management and disposal, and lead and asbestos abatement oversight. Provided critical senior technical expertise and quality review on stormwater pollution prevention protocols for the Mission Valley East Light Rail Extension project.

San Diego Unified School District As Needed Environmental Consulting Services Contract, San Diego, California: Principal-in-Charge, Technical Advisor, and QA/QC Manager for Phase I Environmental Site Assessments (ESA) at 13 proposed and existing elementary, middle, and high school sites within the jurisdiction of the San Diego Unified School District (SDUSD). The proposed sites included properties with existing commercial, industrial, and residential land uses. Phase II ESAs were also

conducted on nine existing SDUSD school sites and two proposed SDUSD school sites. Mr. Beck also provided technical input and report preparation assistance regarding implementation of Remedial Action Workplans at several of the sites to cleanup lead and organochlorine pesticides in soil. This work was performed under the direction of the California Department of Toxic Substances Control (DTSC).

California Department of Resources Recycling and Recovery (CalRecycle) Closed, Illegal and Abandoned Disposal Site Investigation Program, Various Locations, California: Principal-in-Charge and Technical Advisor for the Closed, Illegal and Abandoned (CIA) Site Investigation Program. This contract includes subsurface investigations of illegal disposal sites, solid waste disposal and co-disposal sites where further site characterization is necessary for monitoring, enforcement action, or site cleanup. Investigations have included excavating and logging trenches and test pits and drilling borings to characterize subsurface materials, delineation of the extent of burned wastes or other buried wastes to evaluate recommended remedial action. The disposal site projects have all been sites where there has been an identified potential risk to human health and the environment.

County of San Diego Burnsite and Landfill Engineering Services As-Needed Contract, Various Locations, San Diego County, California: Principal-in-Charge and Technical Advisor for an on-call environmental services to the County of San Diego Department of Public Works as part of its three year, $500,000, Burn Site and Landfill Engineering Services As-Needed Contract. The general scope of work for this contract focuses on conducting investigations and remedial action at County inactive solid waste disposal sites, most of which are former burn sites. The specific engineering services required by the County include characterizing and delineating former burn sites; preparing landfill closure and post-closure maintenance plans; preparing construction plans, specifications, and cost estimates for landfill maintenance projects; implementing remedial action plans, preparing of health and safety plans; value engineering; and assistance during the bidding process for construction activities.

City of San Diego, As-Needed Environmental Services Site Assessment and Mitigation Process Contract, San Diego, California: Principal-in-Charge for this five-year contract awarded to Ninyo & Moore, which includes conducting environmental site assessments at contaminated, City-owned properties throughout the County of San Diego. Scope of services include: work plan and health and safety plan preparation, field investigations (drill, sample, analytical testing), human health risk assessments, groundwater monitoring and sampling, and report preparation including corrective action plans and site conceptual models. The purpose of the contract is to assist the City of San Diego in obtaining regulatory agency closure of its properties that have been affected by unauthorized releases from underground storage tanks (USTs).

County of San Diego Department of General Services, San Diego County, California: Program Manager provided environmental and geotechnical consulting services to the County of San Diego Department of General Services (DGS) under a three-year contract awarded in 2011. Consulting services were provided for a total of approximately 20 individual DGS properties. Geotechnical services included geotechnical and hydrogeologic evaluations and floor flatness testing. Most of the environmental projects involved soil, groundwater, and soil vapor investigations and remediation associated with leaking USTs. For each site, we obtained, reviewed, and compiled background information, met with DEH staff to discuss the planned investigation strategy, prepared DEH-approved site assessment work plans, and implemented work plans to delineate the extent of impacted soil, groundwater, and soil vapor. Of the more than 15 UST release cases, all but two have received regulatory closure.

Chula Vista Bayfront Master Plan EIR, Chula Vista, California: Principal Environmental Geologist for a hazardous materials technical study (HMTS) for the Chula Vista Bayfront Master Plan. The project area consists of a number of parcels along the bayfront in the city of Chula Vista, California totaling approximately 550 acres under the ownership and jurisdiction of the Port of San Diego, including land acquired from B.F. Goodrich, vacant and underutilized areas, and the existing South Bay Power Plant parcel. Services included review of maps, reports and other environmental documents pertaining to the site; review regulatory agency databases for the site and for properties located within a 1,000-foot radius of the project area; and review of a HMTS report documenting findings and providing opinions and recommendations regarding possible environmental impacts to the project area.

City of San Diego, Water Main Replacement Group 793, San Diego, California: Principal Environmental Geologist for environmental consulting services for the City of San Diego Water Main Replacement Group 793 project. Services included preparation of an Initial Site Assessment (ISA) report for the length of the proposed alignment to identify facilities in the vicinity

that had the potential to have impacted soil and/or groundwater along the alignment. Specific tasks performed during the ISA included a review of readily available maps and environmental reports pertaining to the alignment, review of federal, state, and local regulatory agency databases and select files, site reconnaissance, review of historical documents, including historical aerial photographs and city directories, and impact analysis. The ISA identified multiple facilities of potential environmental concern.

Otay Water District 36-inch Pipeline EIR, El Cajon, California: Principal Environmental Geologist for environmental consulting for the Otay Water District 36-Inch Pipeline. Services included preparation of a Hazardous Materials and Hazardous Waste Initial Site Assessment (ISA) and a Phase II Environmental Site Assessment (ESA) for the evaluation of potential hazardous materials and wastes along the proposed alignment. The scope of work for the ISA included a review of historical sources, a field reconnaissance, and a regulatory agency database search for facilities with the potential to have impacted soil or groundwater. The significance of potential hazardous materials and waste impacts were evaluated with respect to the size of the study area and the nature of the proposed improvements

City of San Diego Chollas Triangle Master Plan EIR, San Diego, California: Principal Environmental Geologist for a Hazardous Materials Technical Study (HMTS) for the Chollas Triangle project. The purpose of the HMTS is to document the presence of properties, which may have been impacted by hazardous materials or wastes, and to document, with respect to the California Environmental Quality Act (CEQA), the significance of impacts from the project area with respect to hazardous materials and wastes, and to discuss measures that can be implemented to reduce or mitigate the potential impacts. We prepared an HMTS report documenting our findings and providing opinions and recommendations regarding possible environmental impacts to the project area from potential releases of hazardous materials or wastes and potential impacts from hazardous materials or wastes from future development in the project area.

City of San Diego Interstate 5 South Multimodal Corridor Study and Environmental Impact Report (EIR), Chula Vista, California: Principal Environmental Geologist for a Hazardous Waste Initial Site Assessment (ISA) that was prepared to evaluate potential impacts to the project from hazardous materials or wastes along the corridor. Historical resources, such as aerial photographs and topographic maps, were reviewed to document the presence of facilities (e.g., gas stations, large industrial plants) or land uses (e.g., industrial, agricultural) indicative of potential environmental concerns. Environmental regulatory databases and files were reviewed for properties associated with unauthorized releases of hazardous materials or wastes to soil and/or groundwater. A comprehensive ISA report summarizing the research activities described above and providing conclusions regarding hazardous material/waste constraints and recommendations for further assessment was provided for the project.

Grantville Redevelopment Project and Study Area, Hazardous Materials Technical Study, San Diego, California: Principal Environmental Geologist for a Hazardous Materials Technical Study (HMTS) of the Grantville Redevelopment Area. The HMTS was performed as part of the Program Environmental Impact Report (EIR) that was prepared for the project area. The project area consisted of three non-contiguous areas generally located north of Interstate 8, south of Mission Gorge Road, east of Interstate 15, and west of Jackson Drive, totaling approximately 1,400 acres. Facilities of potential environmental concern identified in, within and near the project area included gasoline service stations, car washes, automobile dealerships and automobile repair facilities that had experienced unauthorized releases. The HMTS contained a table that identified the sites of potential environmental concern, the nature of the releases, contaminants released and areal extent of the contaminant plume. Mitigation measures recommended for the identified properties of potential environmental concern included performing a risk assessment where contamination has been identified or is discovered during construction activities, and at which soil is to be disturbed; and characterizing and properly disposing of contaminated soil that is excavated during future redevelopment activities.

McCabe Ranch II Specific Plan EIR, Imperial County, California: Principal Environmental Geologist for a Hazardous Materials Technical Study (HMTS) of the agricultural property designated as McCabe Ranch II. The proposed development of the site (the Specific Plan) will involve the construction of single- and multi-family residences, schools, community facilities, parks, and commercial establishments. The HMTS will be incorporated into an Environmental Impact Report (EIR) for the Specific Plan. The HMTS estimated the potential for existing environmental impacts to the site from the presence of hazardous materials/wastes on or in proximity to the site, and discussed mitigation measures that can be implemented to reduce or eliminate the potential impacts with respect to the proposed adoption of the Specific Plan. The environmental issues identified during the preparation of

the HMTS included the following: 1) Historic fuel-containing underground storage tanks with an associated leaking underground storage tank case at an adjacent property, and 2) the presence of suspected organochlorine pesticides as a result of current and historical agricultural uses of the site.

Harbor Drive Pedestrian Bridge, San Diego, California: Technical Advisor during environmental consulting services in support of the Harbor Drive Pedestrian Bridge project, a suspended 466-foot self-anchored suspension bridge to link the waterfront's South Embarcadero, San Diego Convention Center, and East Village's Ballpark District. The ISA report was prepared to evaluate environmental conditions of the site and vicinity based on impacts caused by historical operations at the site and vicinity. The Soil Management Plan was prepared to guide the Contractor in the management and disposal of wastes excavated during the project construction. The bid specifications included contractor submittals (health and safety plans) and requirements for the excavation, stockpiling, characterizing, loading, transportation, and disposal of wastes generated at the site during remedial action. Also prepared and implemented a Community Health and Safety Plan (CHSP) for subsurface construction activities, provided oversight for waste characterization and disposal, coordinated with the on-site contractor, provided regulatory agency interfacing, provided litigation support, and prepared a project closeout report.



5710 Ruffin Road | San Diego, California 92123 | p. 858.576.1000

ARIZONA | CALIFORNIA | COLORADO | NEVADA | TEXAS | UTAH

ninyoandmoore.com

Ninyo & Moore
Geotechnical & Environmental Sciences Consultants