APPENDIX F
NOISE DATA

Site Number: NM-1		
Recorded By: Darshan Shivaiah		
Job Number: 210869		
Date: 3/04/2026		
Time: 10:40 a.m.		
Location: In the intersection of Millard Pass and Maumee Ln		
Source of Ambient Noise: Traffic along Millard Pass and Maumee Ln		
Noise Data		
L_{eq} (dB)	**L_{min} (dB)**	**L_{max} (dB)**
57.4	53.0	68.9

Equipment						
Category	**Type**	**Vendor**	**Model**	**Serial No.**	**Cert. Date**	**Note**
Sound	Sound Level Meter	**Brüel & Kjær**	**2250**	**3011133**	**06/04/2023**	
	Microphone	**Brüel & Kjær**	**4189**	**3086765**	**06/04/2023**	
	Preamp	**Brüel & Kjær**	**ZC 0032**	**25380**	**06/04/2023**	
	Calibrator	**Brüel & Kjær**	**4231**	**2545667**	**06/04/2023**	

Weather Data			
Est.	**Duration:** 10 minutes	**Sky:** Sunny	
	Note: dBA Offset = -0.01	**Sensor Height (ft):** 5 ft	
	Wind Ave Speed (mph / m/s)	**Temperature (degrees Fahrenheit)**	**Barometer Pressure (inches)**
	13 / 5.8	70	29.96

Photo of Measurement Location





2250

Instrument:		2250
Application:		BZ7225 Version 4.7.6
Start Time:		03/04/2026 10:40:33
End Time:		03/04/2026 10:50:33
Elapsed Time:		00:10:00
Bandwidth:		1/3-octave
Max Input Level:		142.10

	Time	Frequency
Broadband (excl. Peak):	FSI	AC
Broadband Peak:		C
Spectrum:	FS	Z

Instrument Serial Number:		3011133
Microphone Serial Number:		3086765
Input:		Top Socket
Windscreen Correction:		UA-1650
Sound Field Correction:		Free-field

Calibration Time:		03/04/2026 10:39:06
Calibration Type:		External reference
Sensitivity:		43.7501966953278 mV/Pa

Cabzn_001

	Start time	End time	Elapsed time	Overload [%]	LAeq [dB]	LAFmax [dB]	LAFmin [dB]
Value				0.00	57.4	68.9	53.0
Time	10:40:33 AM	10:50:33 AM	0:10:00				
Date	03/04/2026	03/04/2026					

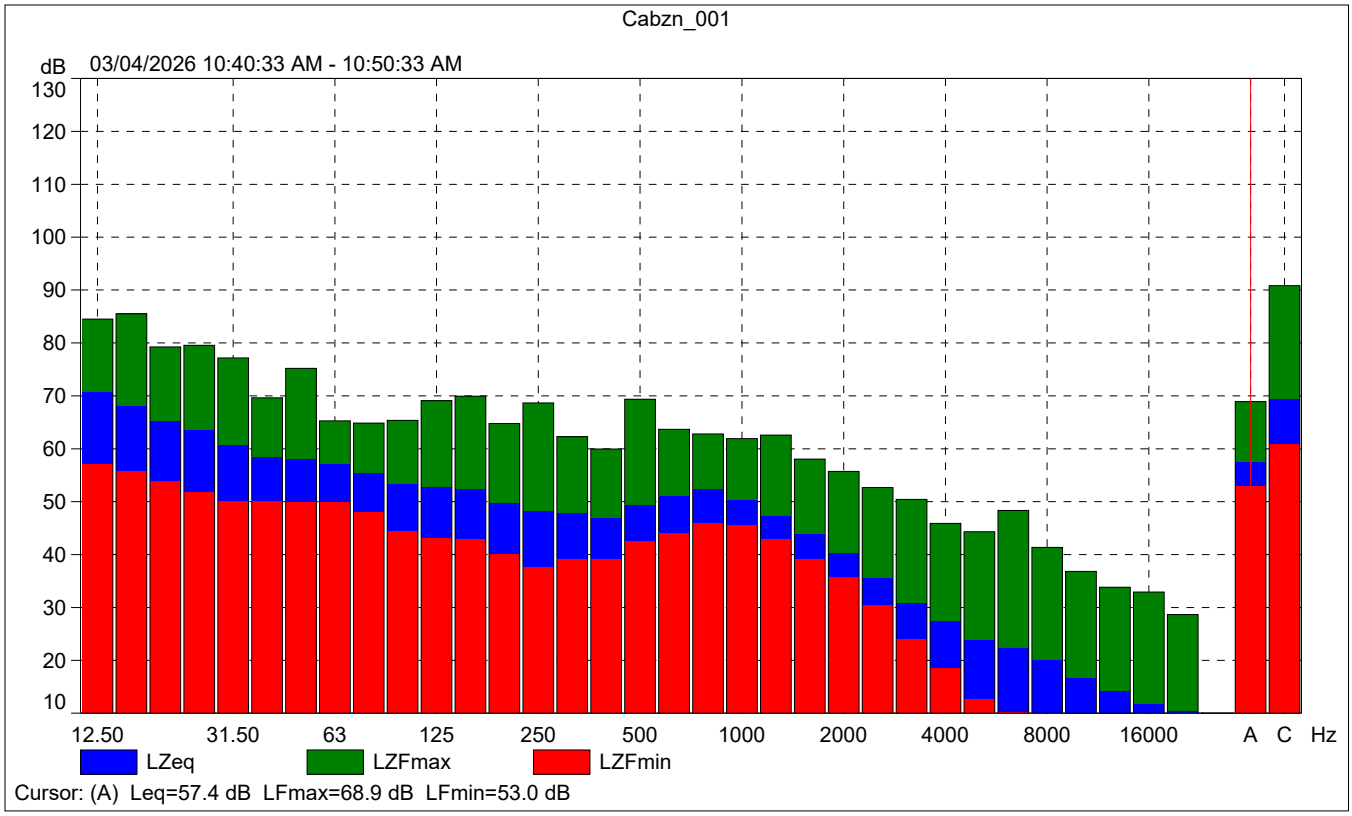
Cabzn_001
dB
03/04/2026 10:40:33 AM - 10:50:33 AM
130
120
110
100
90
80
70
60
50
40
30
20
10
12.50
31.50
63
125
250
500
1000
2000
4000
8000
16000
A
C
Hz
LZeq
LZFmax
LZFmin
Cursor: (A) Leq=57.4 dB LFmax=68.9 dB LFmin=53.0 dB

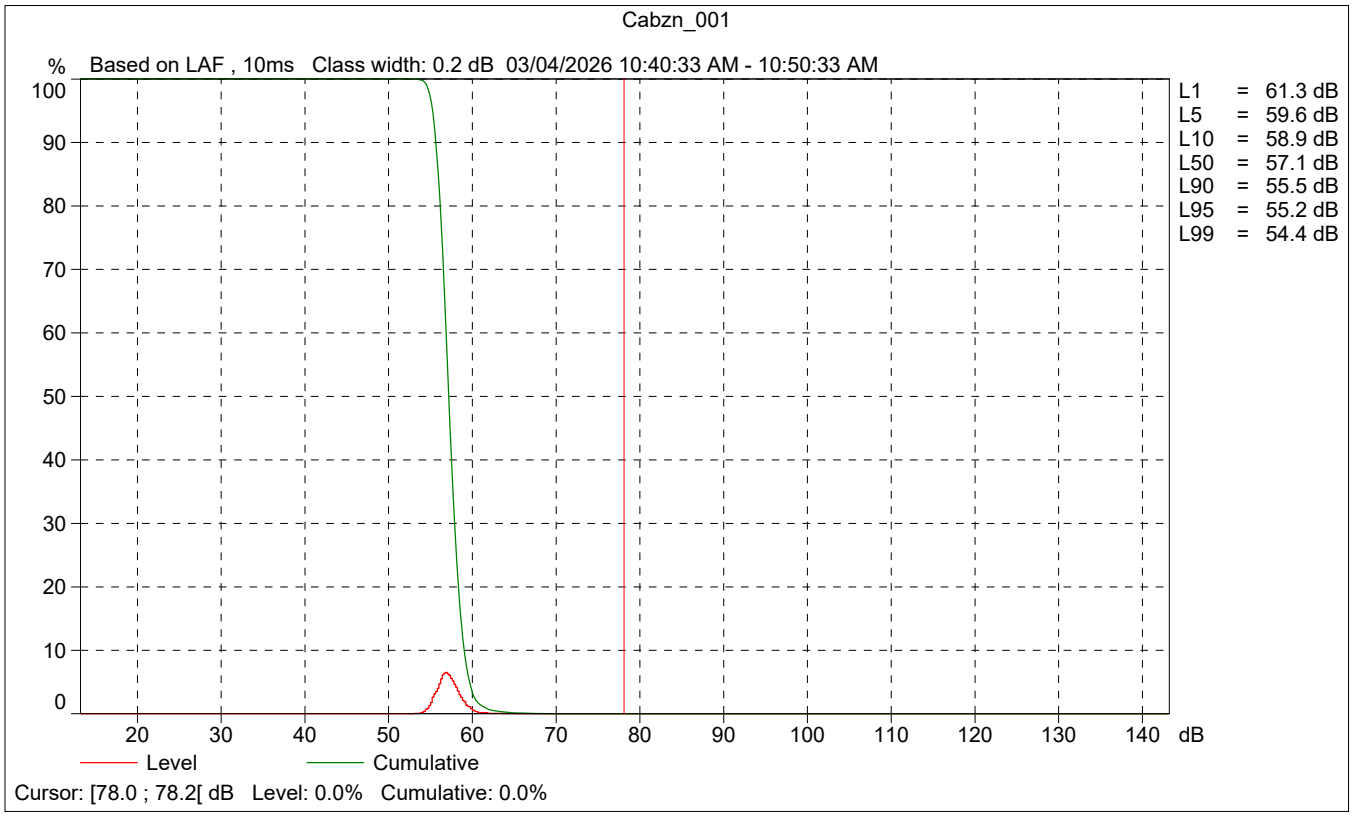
Cabzn_001
%
Based on LAF , 10ms Class width: 0.2 dB 03/04/2026 10:40:33 AM - 10:50:33 AM
100
90
80
70
60
50
40
30
20
10
0
20
30
40
50
60
70
80
90
100
110
120
130
140
dB
L1 = 61.3 dB
L5 = 59.6 dB
L10 = 58.9 dB
L50 = 57.1 dB
L90 = 55.5 dB
L95 = 55.2 dB
L99 = 54.4 dB
Level
Cumulative
Cursor: [78.0 ; 78.2[dB Level: 0.0% Cumulative: 0.0%

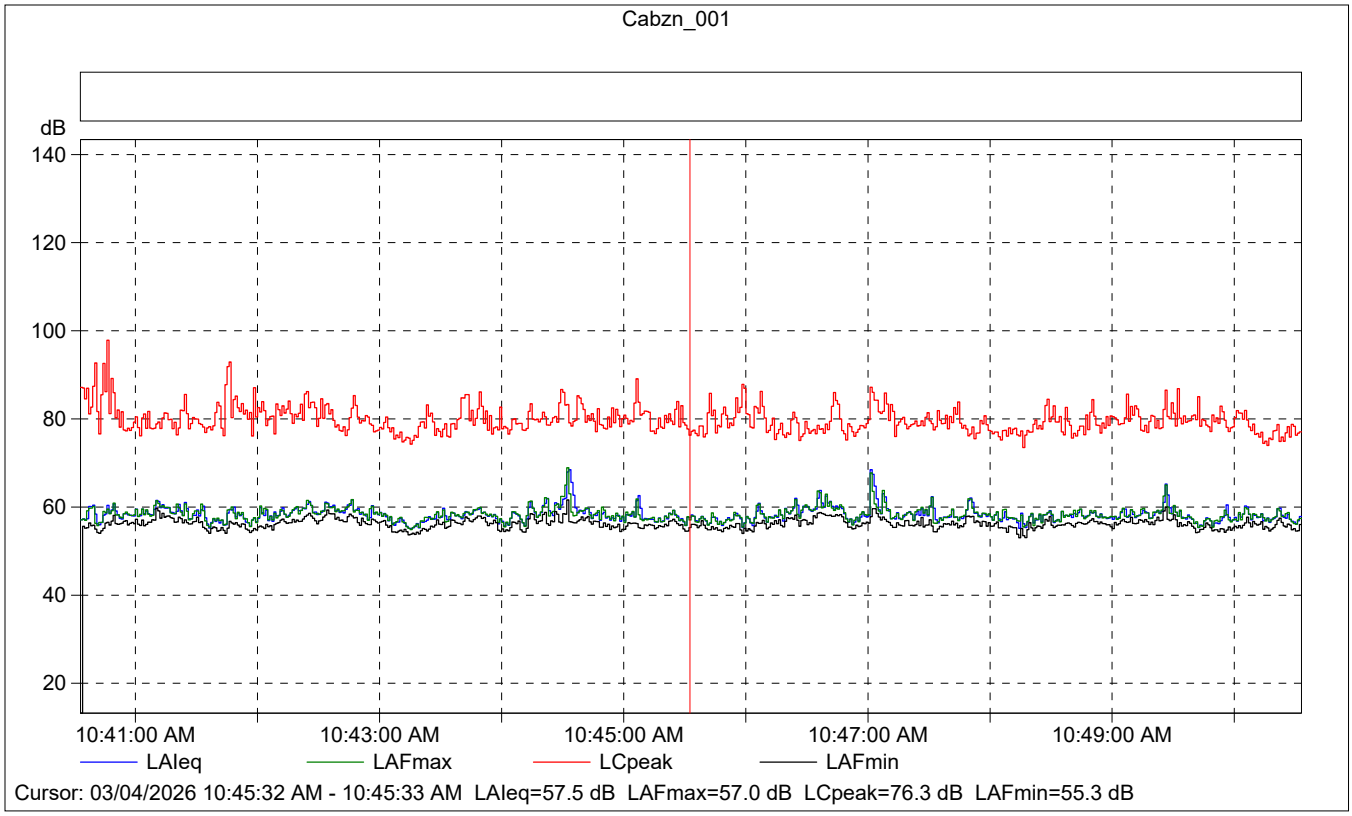

Cabzn_001

	Start time	Elapsed time	Overload [%]	LAIeq [dB]	LAFmax [dB]	LAFmin [dB]
Value			0.00	57.5	57.0	55.3
Time	10:45:32 AM	0:00:01				
Date	03/04/2026					

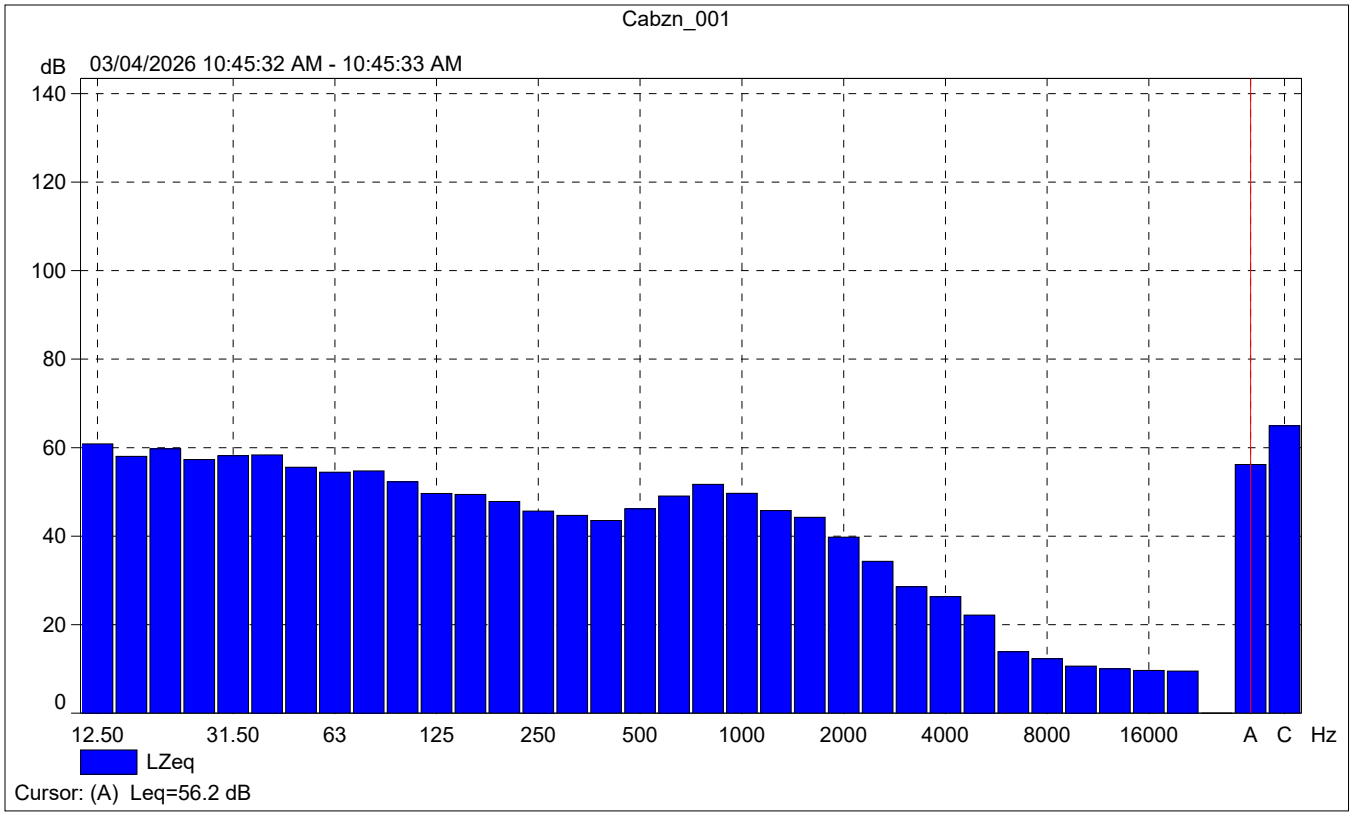
Cabzn_001
dB
03/04/2026 10:45:32 AM - 10:45:33 AM
140
120
100
80
60
40
20
0
12.50
31.50
63
125
250
500
1000
2000
4000
8000
16000
A
C
Hz
LZeq
Cursor: (A) Leq=56.2 dB

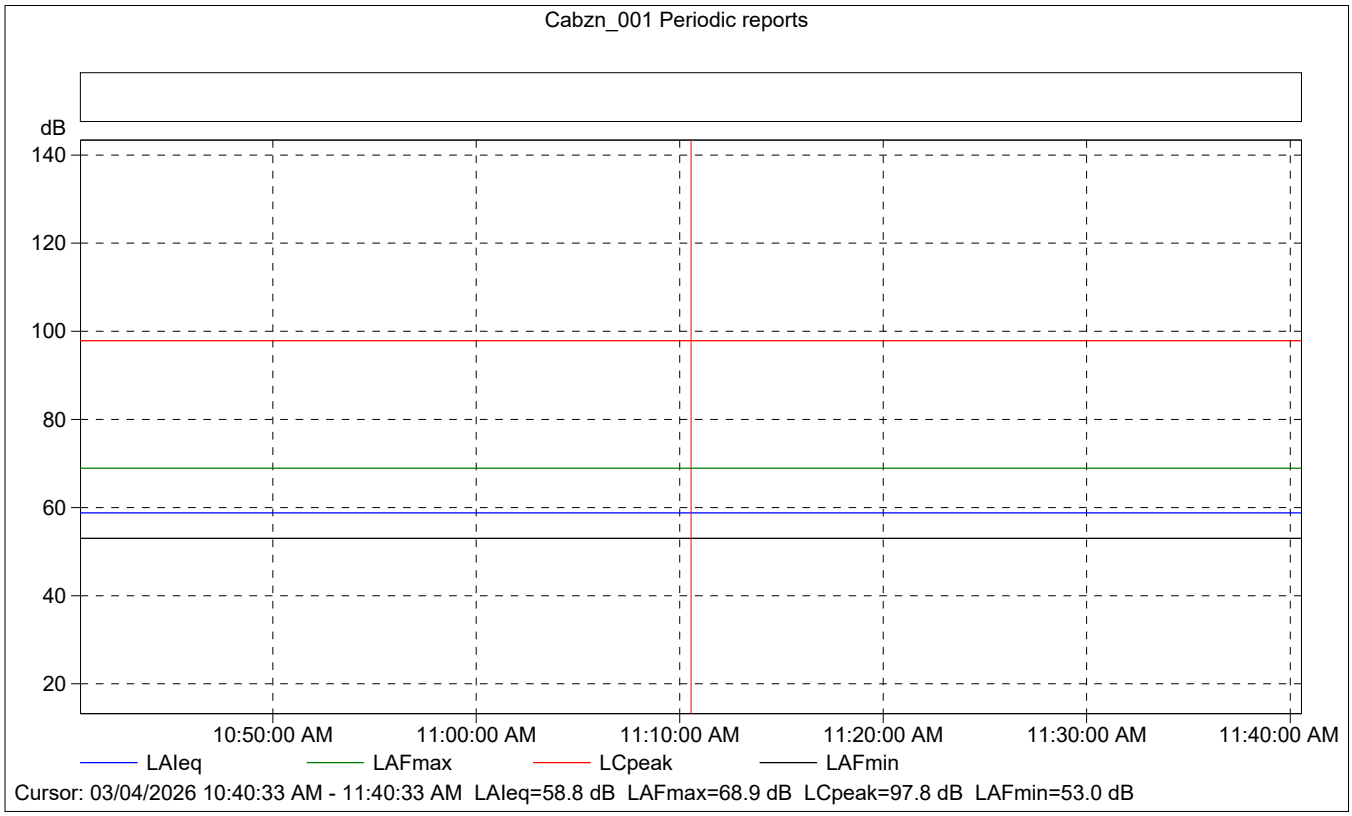
Cabzn_001 Periodic reports
dB
140
120
100
80
60
40
20
10:50:00 AM
11:00:00 AM
11:10:00 AM
11:20:00 AM
11:30:00 AM
11:40:00 AM
LAIeq
LAFmax
LCpeak
LAFmin
Cursor: 03/04/2026 10:40:33 AM - 11:40:33 AM LAIeq=58.8 dB LAFmax=68.9 dB LCpeak=97.8 dB LAFmin=53.0 dB

Cabzn_001 Periodic reports

	Start time	Elapsed time	Overload [%]	LAIeq [dB]	LAFmax [dB]	LAFmin [dB]
Value			0.00	58.8	68.9	53.0
Time	10:40:33 AM	0:10:00				
Date	03/04/2026					

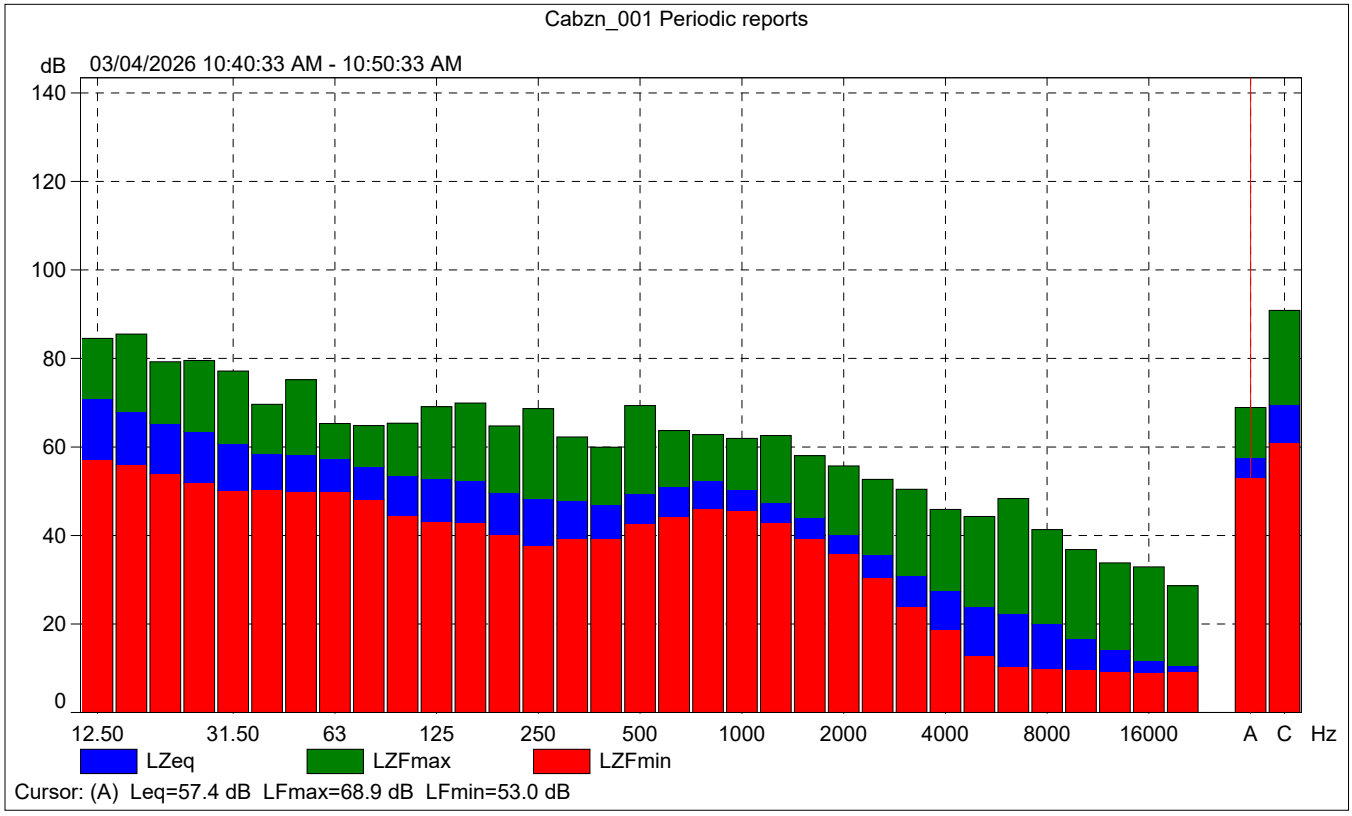

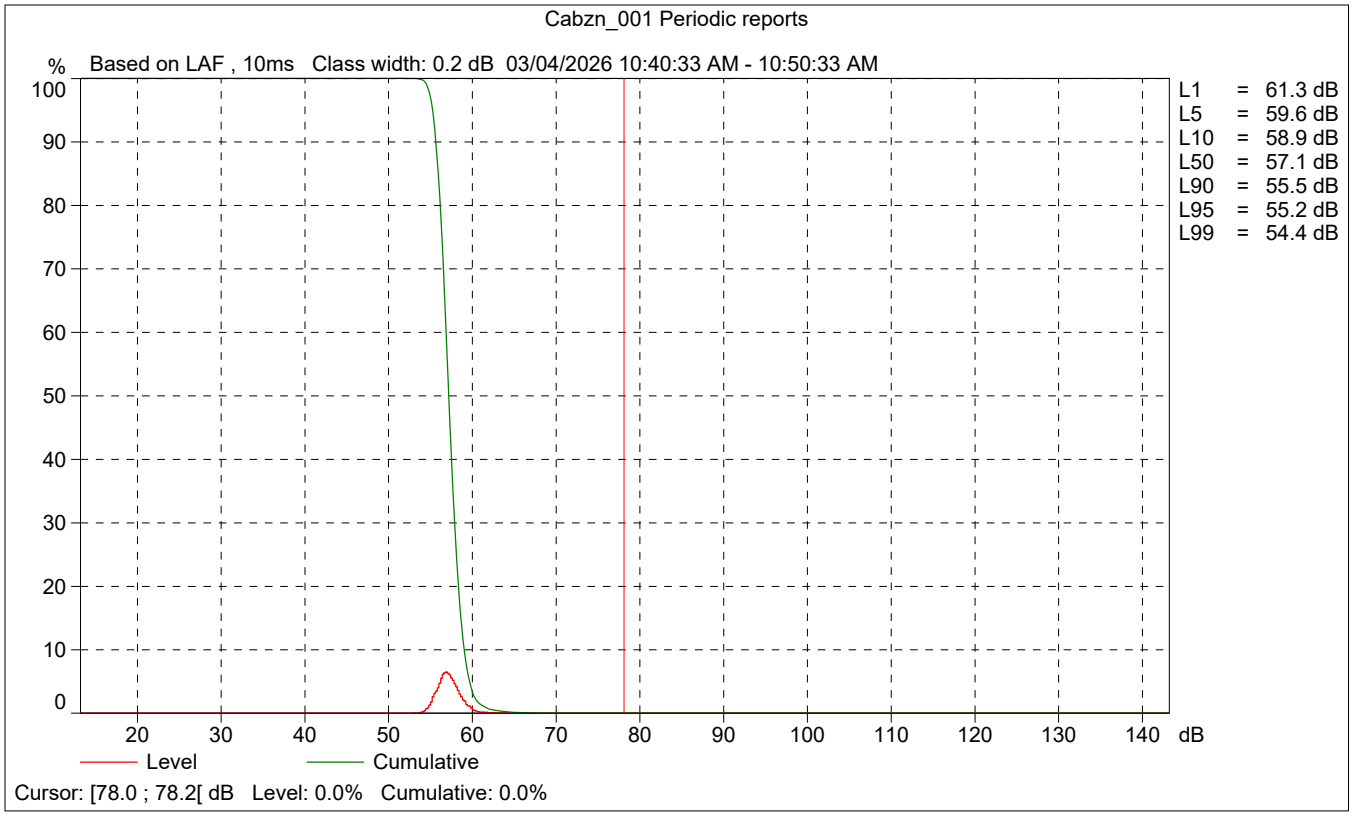
Cabzn_001 Periodic reports
% Based on LAF , 10ms Class width: 0.2 dB 03/04/2026 10:40:33 AM - 10:50:33 AM
100
90
80
70
60
50
40
30
20
10
0
20 30 40 50 60 70 80 90 100 110 120 130 140 dB
L1 = 61.3 dB
L5 = 59.6 dB
L10 = 58.9 dB
L50 = 57.1 dB
L90 = 55.5 dB
L95 = 55.2 dB
L99 = 54.4 dB
Level
Cumulative
Cursor: [78.0 ; 78.2[dB Level: 0.0% Cumulative: 0.0%

Site Number: NM-2	
Recorded By: Darshan Shivaiah	
Job Number: 210869	
Date: 3/04/2026	
Time: 11:01 a.m.	
Location: In front of 14190 Apache Trail	
Source of Ambient Noise: Traffic along Apache Trail	

Noise Data		
L_{eq} (dB)	L_{min} (dB)	L_{max} (dB)
66.0	50.9	83.9

Equipment						
Category	**Type**	**Vendor**	**Model**	**Serial No.**	**Cert. Date**	**Note**
Sound	Sound Level Meter	**Brüel & Kjær**	**2250**	**3011133**	**06/04/2023**	
	Microphone	**Brüel & Kjær**	**4189**	**3086765**	**06/04/2023**	
	Preamp	**Brüel & Kjær**	**ZC 0032**	**25380**	**06/04/2023**	
	Calibrator	**Brüel & Kjær**	**4231**	**2545667**	**06/04/2023**	

Weather Data			
Est.	**Duration:** 10 minutes		**Sky:** Sunny
	Note: dBA Offset = -0.01		**Sensor Height (ft):** 5 ft
	Wind Ave Speed (mph / m/s)	**Temperature (degrees Fahrenheit)**	**Barometer Pressure (inches)**
	13 / 5.8	70	29.96

Photo of Measurement Location



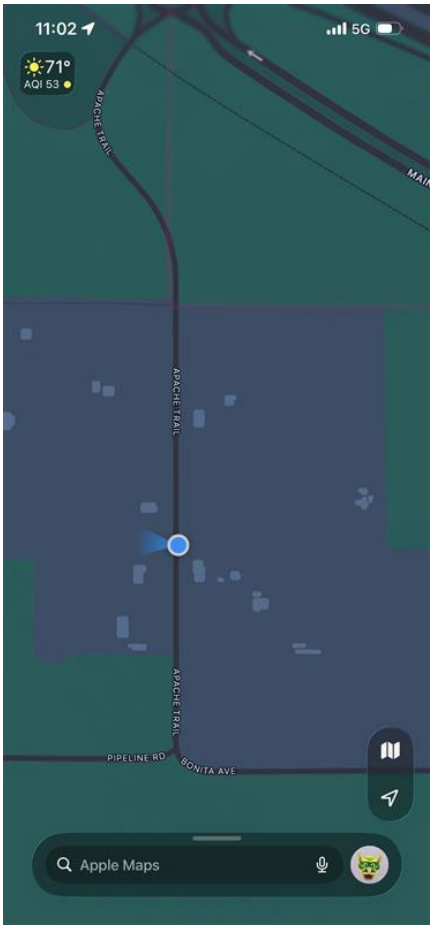

2250

Instrument:		2250
Application:		BZ7225 Version 4.7.6
Start Time:		03/04/2026 11:01:42
End Time:		03/04/2026 11:11:42
Elapsed Time:		00:10:00
Bandwidth:		1/3-octave
Max Input Level:		142.10

	Time	Frequency
Broadband (excl. Peak):	FSI	AC
Broadband Peak:		C
Spectrum:	FS	Z

Instrument Serial Number:		3011133
Microphone Serial Number:		3086765
Input:		Top Socket
Windscreen Correction:		UA-1650
Sound Field Correction:		Free-field

Calibration Time:		03/04/2026 10:39:06
Calibration Type:		External reference
Sensitivity:		43.7501966953278 mV/Pa

Cabzn_002

	Start time	End time	Elapsed time	Overload [%]	LAeq [dB]	LAFmax [dB]	LAFmin [dB]
Value				0.00	66.0	83.9	50.9
Time	11:01:42 AM	11:11:42 AM	0:10:00				
Date	03/04/2026	03/04/2026					

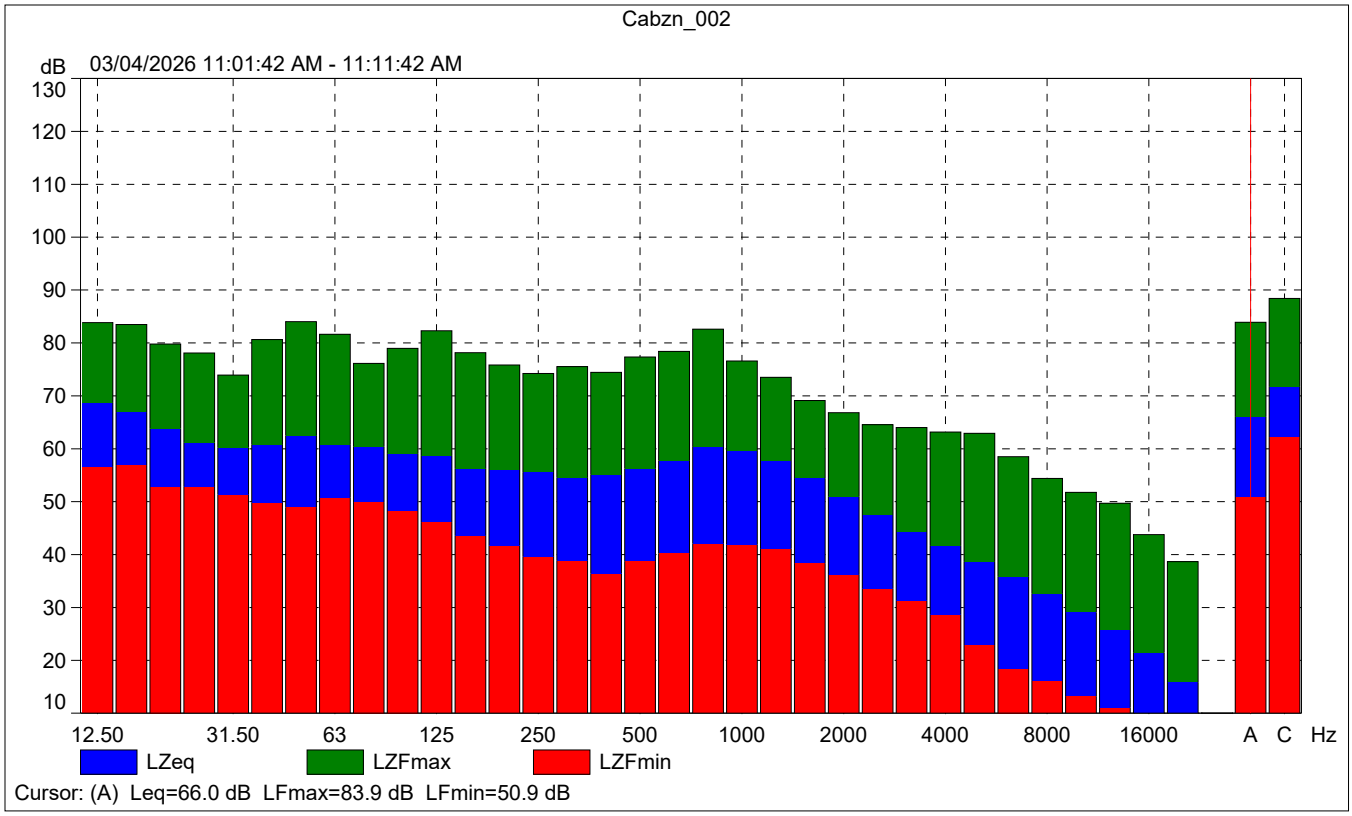
Cabzn_002
dB
03/04/2026 11:01:42 AM - 11:11:42 AM
130
120
110
100
90
80
70
60
50
40
30
20
10
12.50
31.50
63
125
250
500
1000
2000
4000
8000
16000
A
C
Hz
LZeq
LZFmax
LZFmin
Cursor: (A) Leq=66.0 dB LFmax=83.9 dB LFmin=50.9 dB

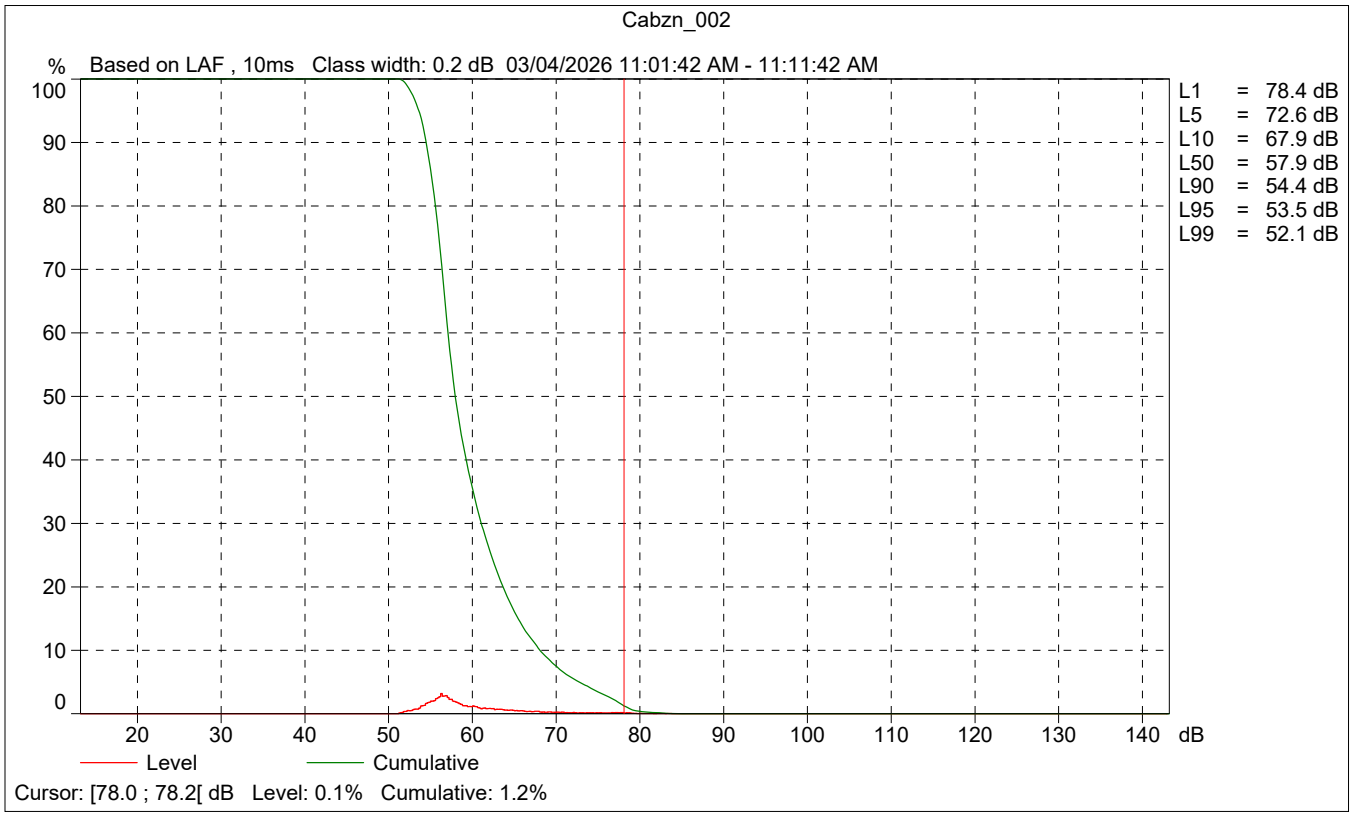
Cabzn_002
%
Based on LAF , 10ms Class width: 0.2 dB 03/04/2026 11:01:42 AM - 11:11:42 AM
100
90
80
70
60
50
40
30
20
10
0
20
30
40
50
60
70
80
90
100
110
120
130
140
dB
L1 = 78.4 dB
L5 = 72.6 dB
L10 = 67.9 dB
L50 = 57.9 dB
L90 = 54.4 dB
L95 = 53.5 dB
L99 = 52.1 dB
Level
Cumulative
Cursor: [78.0 ; 78.2[dB Level: 0.1% Cumulative: 1.2%

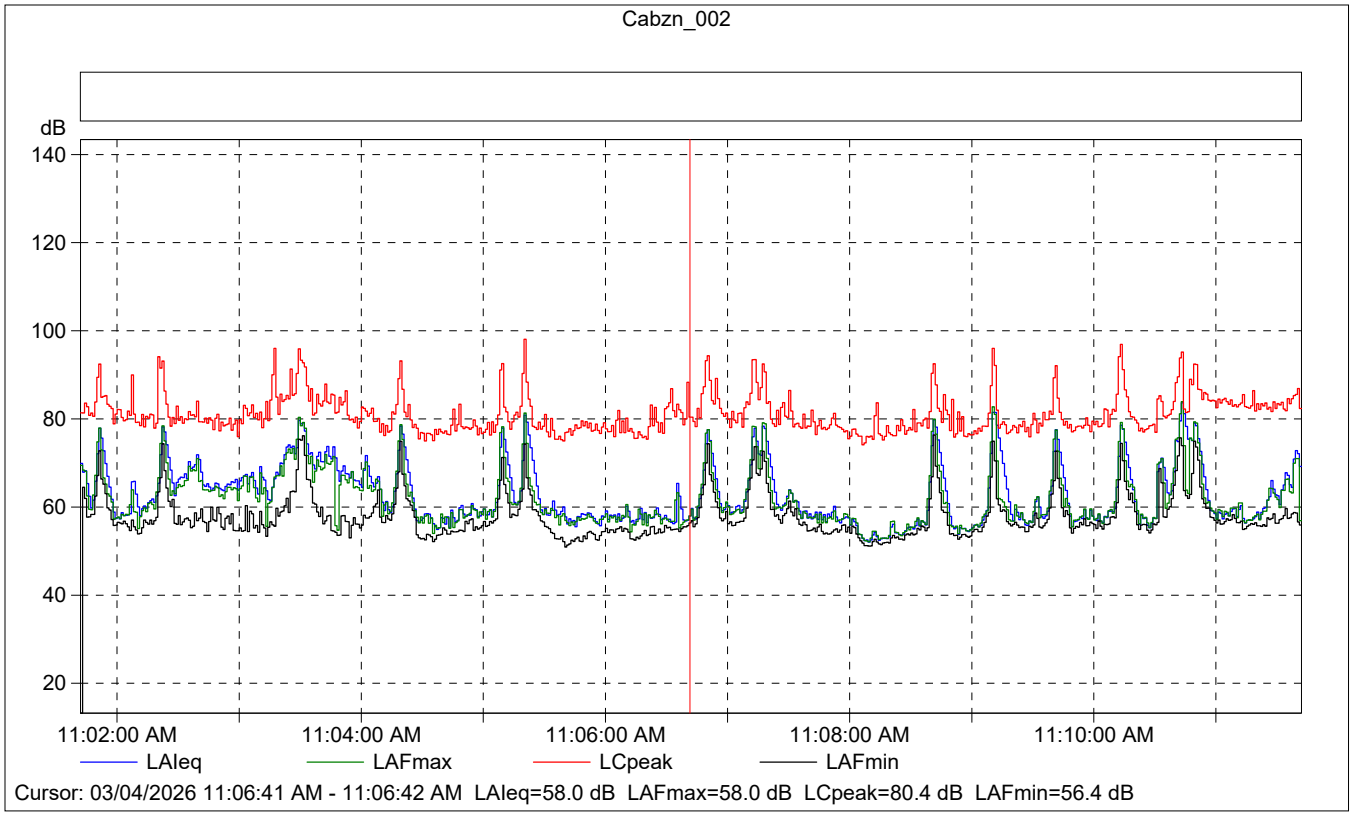

Cabzn_002

	Start time	Elapsed time	Overload [%]	LAIeq [dB]	LAFmax [dB]	LAFmin [dB]
Value			0.00	58.0	58.0	56.4
Time	11:06:41 AM	0:00:01				
Date	03/04/2026					

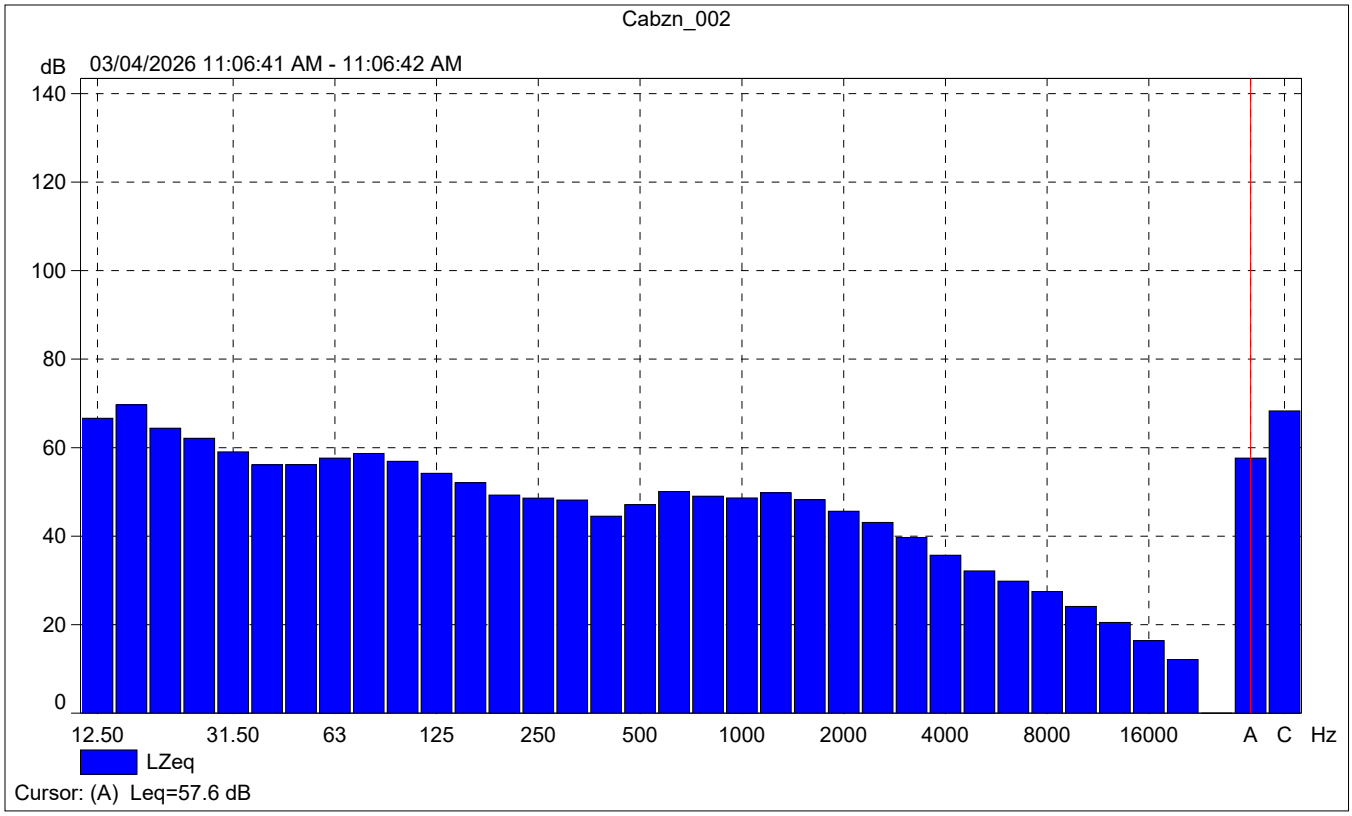
Cabzn_002
dB
03/04/2026 11:06:41 AM - 11:06:42 AM
140
120
100
80
60
40
20
0
12.50
31.50
63
125
250
500
1000
2000
4000
8000
16000
A
C
Hz
LZeq
Cursor: (A) Leq=57.6 dB

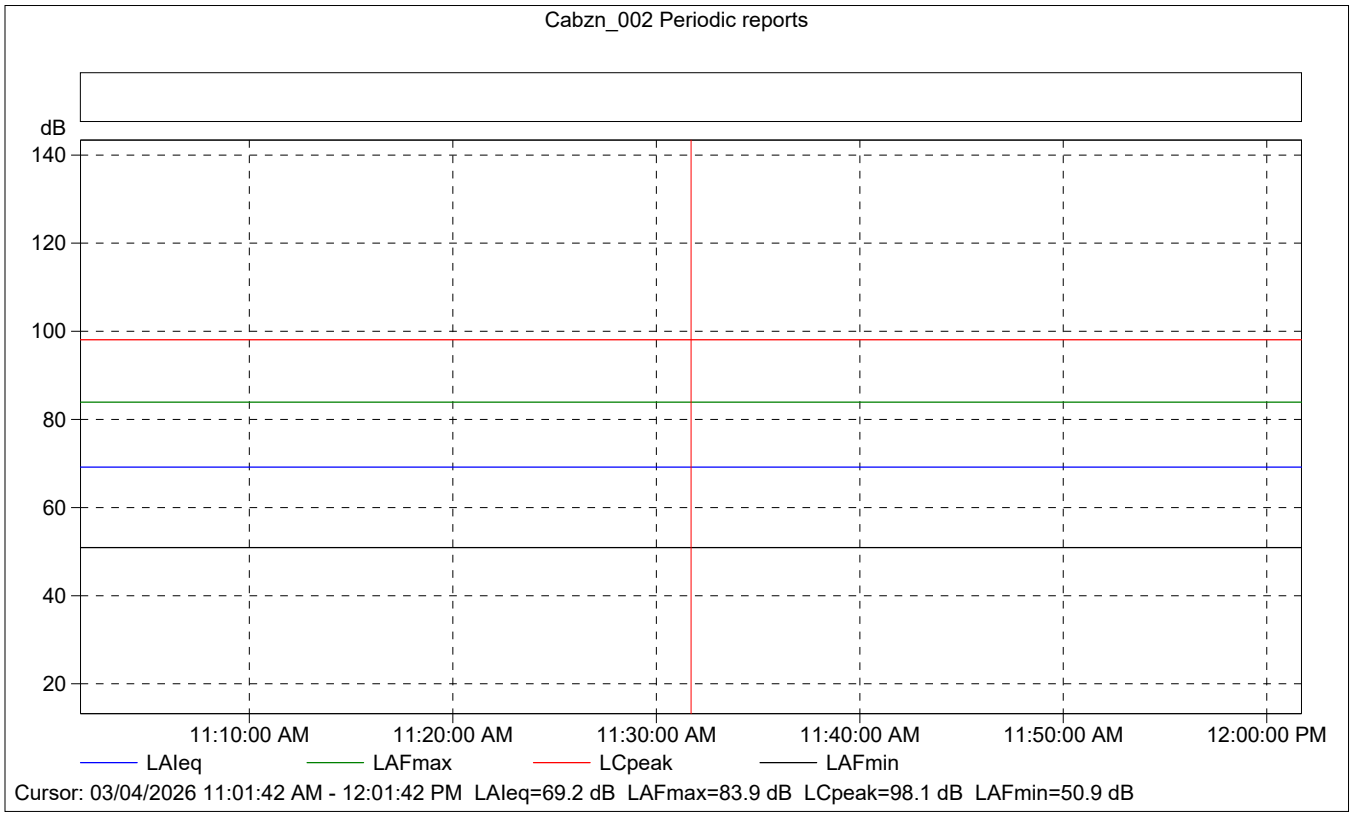
Cabzn_002 Periodic reports
dB
140
120
100
80
60
40
20
11:10:00 AM
11:20:00 AM
11:30:00 AM
11:40:00 AM
11:50:00 AM
12:00:00 PM
LAIeq
LAFmax
LCpeak
LAFmin
Cursor: 03/04/2026 11:01:42 AM - 12:01:42 PM LAIeq=69.2 dB LAFmax=83.9 dB LCpeak=98.1 dB LAFmin=50.9 dB

Cabzn_002 Periodic reports

	Start time	Elapsed time	Overload [%]	LAIeq [dB]	LAFmax [dB]	LAFmin [dB]
Value			0.00	69.2	83.9	50.9
Time	11:01:42 AM	0:10:00				
Date	03/04/2026					

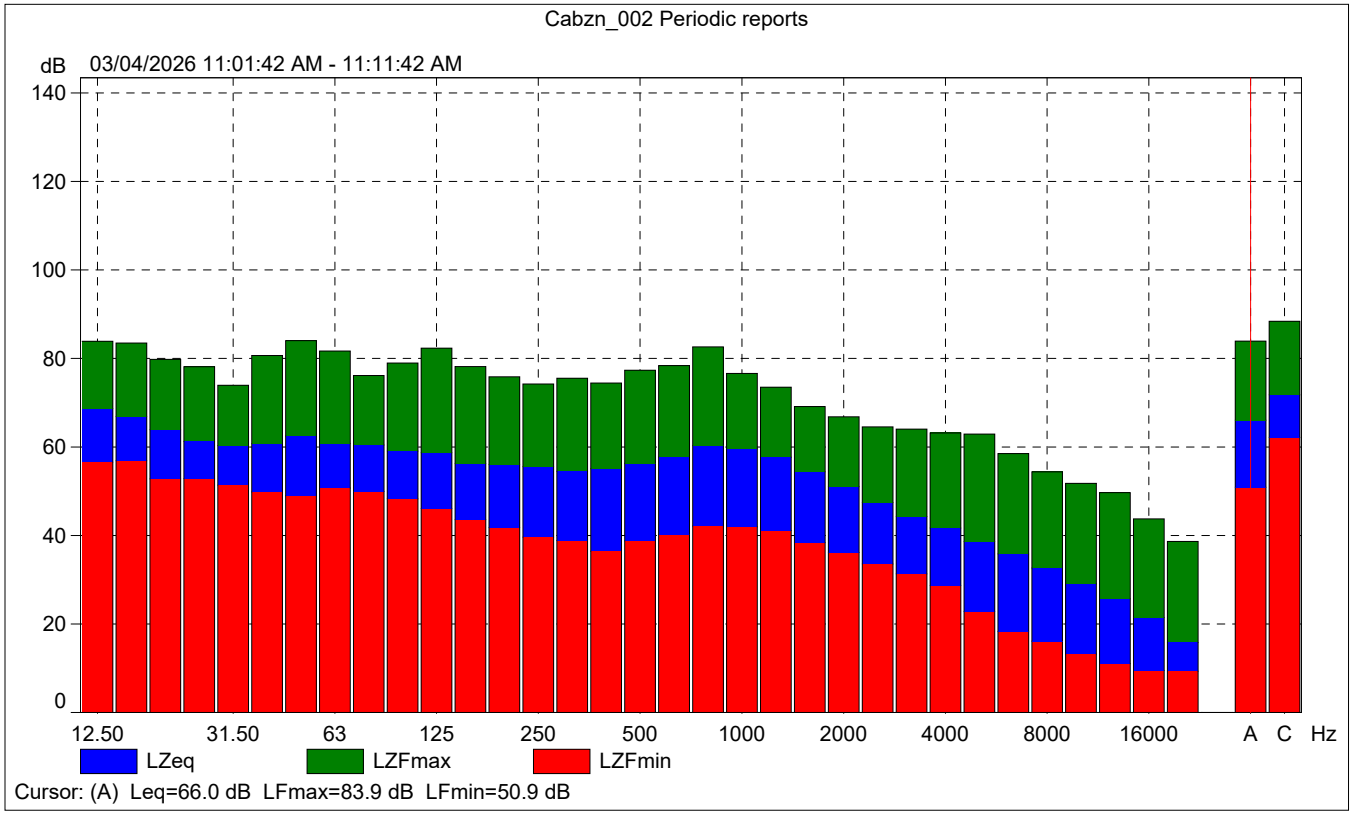

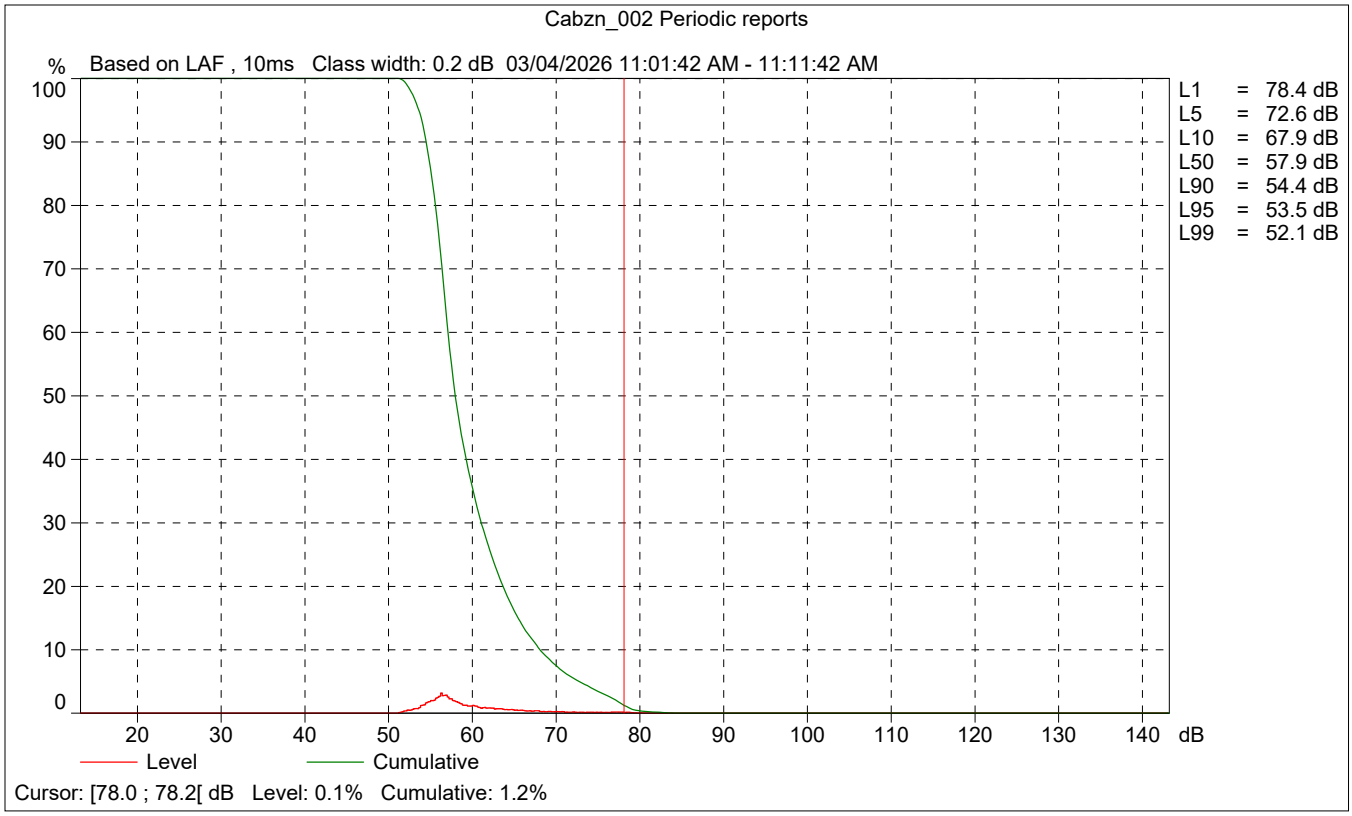
Cabzn_002 Periodic reports
% Based on LAF , 10ms Class width: 0.2 dB 03/04/2026 11:01:42 AM - 11:11:42 AM
100
90
80
70
60
50
40
30
20
10
0
20 30 40 50 60 70 80 90 100 110 120 130 140 dB
L1 = 78.4 dB
L5 = 72.6 dB
L10 = 67.9 dB
L50 = 57.9 dB
L90 = 54.4 dB
L95 = 53.5 dB
L99 = 52.1 dB
Level
Cumulative
Cursor: [78.0 ; 78.2[dB Level: 0.1% Cumulative: 1.2%

Site Number: NM-3		
Recorded By: Darshan Shivaiah		
Job Number: 210869		
Date: 3/04/2026		
Time: 11:20 a.m.		
Location: Intersection of Magnolia Street and Dolores Avenue		
Source of Ambient Noise: Traffic noise along Magnolia Street and Dolores Avenue		
Noise Data		
L_{eq} (dB)	**L_{min} (dB)**	**L_{max} (dB)**
46.7	37.6	71.4

Equipment						
Category	**Type**	**Vendor**	**Model**	**Serial No.**	**Cert. Date**	**Note**
Sound	Sound Level Meter	**Brüel & Kjær**	**2250**	**3011133**	**06/04/2023**	
	Microphone	**Brüel & Kjær**	**4189**	**3086765**	**06/04/2023**	
	Preamp	**Brüel & Kjær**	**ZC 0032**	**25380**	**06/04/2023**	
	Calibrator	**Brüel & Kjær**	**4231**	**2545667**	**06/04/2023**	

Weather Data			
Est.	**Duration:** 10 minutes	**Sky:** Sunny	
	Note: dBA Offset = -0.01	**Sensor Height (ft):** 5 ft	
	Wind Ave Speed (mph / m/s)	**Temperature (degrees Fahrenheit)**	**Barometer Pressure (inches)**
	13 /5.8	70	29.96

Photo of Measurement Location



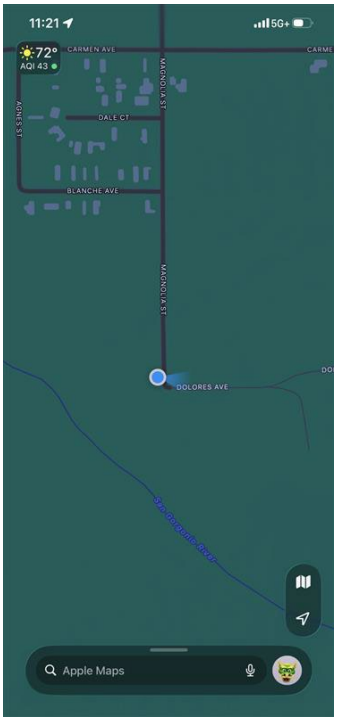

2250

Instrument:		2250
Application:		BZ7225 Version 4.7.6
Start Time:		03/04/2026 11:20:38
End Time:		03/04/2026 11:30:38
Elapsed Time:		00:10:00
Bandwidth:		1/3-octave
Max Input Level:		142.10

	Time	Frequency
Broadband (excl. Peak):	FSI	AC
Broadband Peak:		C
Spectrum:	FS	Z

Instrument Serial Number:		3011133
Microphone Serial Number:		3086765
Input:		Top Socket
Windscreen Correction:		UA-1650
Sound Field Correction:		Free-field

Calibration Time:		03/04/2026 10:39:06
Calibration Type:		External reference
Sensitivity:		43.7501966953278 mV/Pa

Cabzn_003

	Start time	End time	Elapsed time	Overload [%]	LAeq [dB]	LAFmax [dB]	LAFmin [dB]
Value				0.00	46.7	71.4	37.6
Time	11:20:38 AM	11:30:38 AM	0:10:00				
Date	03/04/2026	03/04/2026					

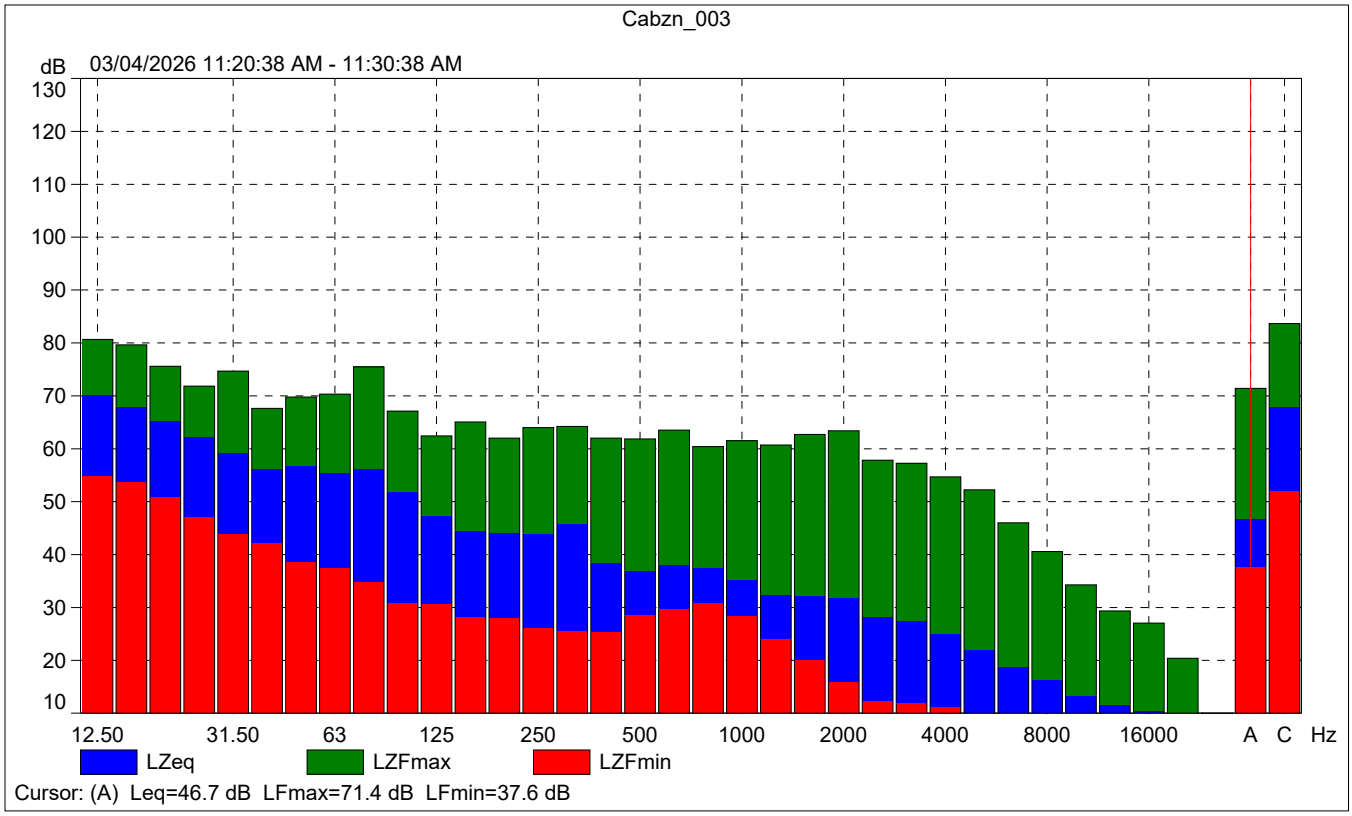
Cabzn_003
dB
03/04/2026 11:20:38 AM - 11:30:38 AM
130
120
110
100
90
80
70
60
50
40
30
20
10
12.50
31.50
63
125
250
500
1000
2000
4000
8000
16000
A
C
Hz
LZeq
LZFmax
LZFmin
Cursor: (A) Leq=46.7 dB LFmax=71.4 dB LFmin=37.6 dB

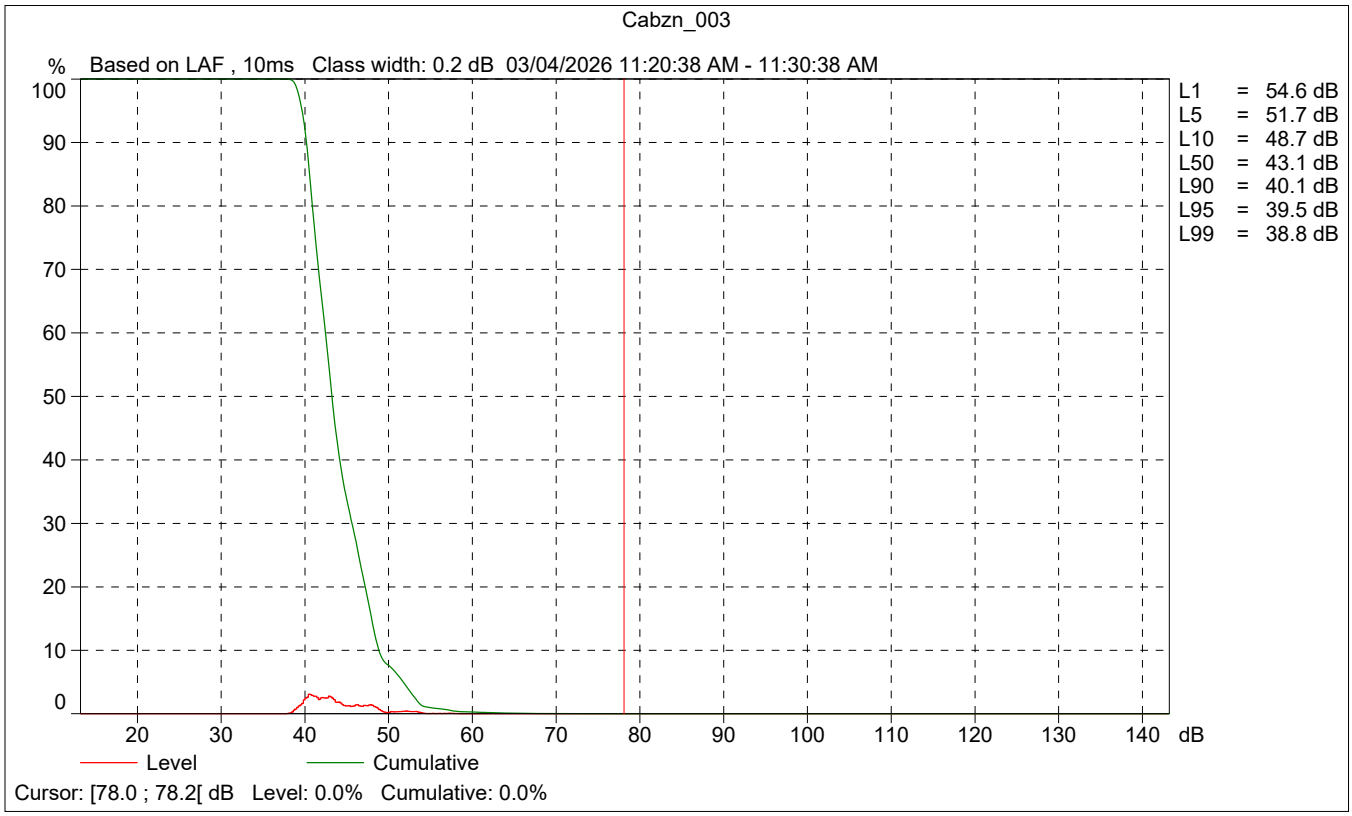
Cabzn_003
%
Based on LAF , 10ms Class width: 0.2 dB 03/04/2026 11:20:38 AM - 11:30:38 AM
100
90
80
70
60
50
40
30
20
10
0
20
30
40
50
60
70
80
90
100
110
120
130
140
dB
L1 = 54.6 dB
L5 = 51.7 dB
L10 = 48.7 dB
L50 = 43.1 dB
L90 = 40.1 dB
L95 = 39.5 dB
L99 = 38.8 dB
Level
Cumulative
Cursor: [78.0 ; 78.2[dB Level: 0.0% Cumulative: 0.0%

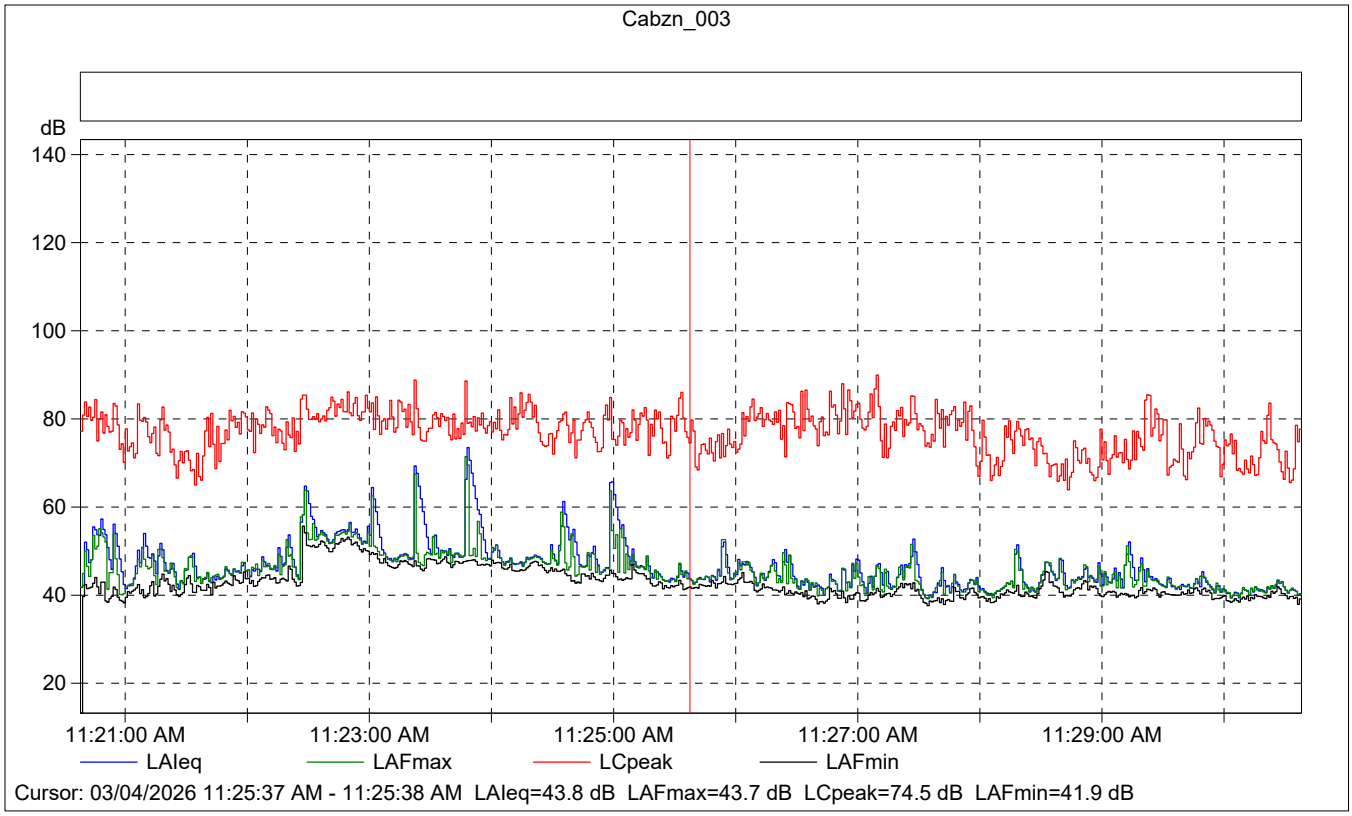

Cabzn_003

	Start time	Elapsed time	Overload [%]	LAIeq [dB]	LAFmax [dB]	LAFmin [dB]
Value			0.00	43.8	43.7	41.9
Time	11:25:37 AM	0:00:01				
Date	03/04/2026					

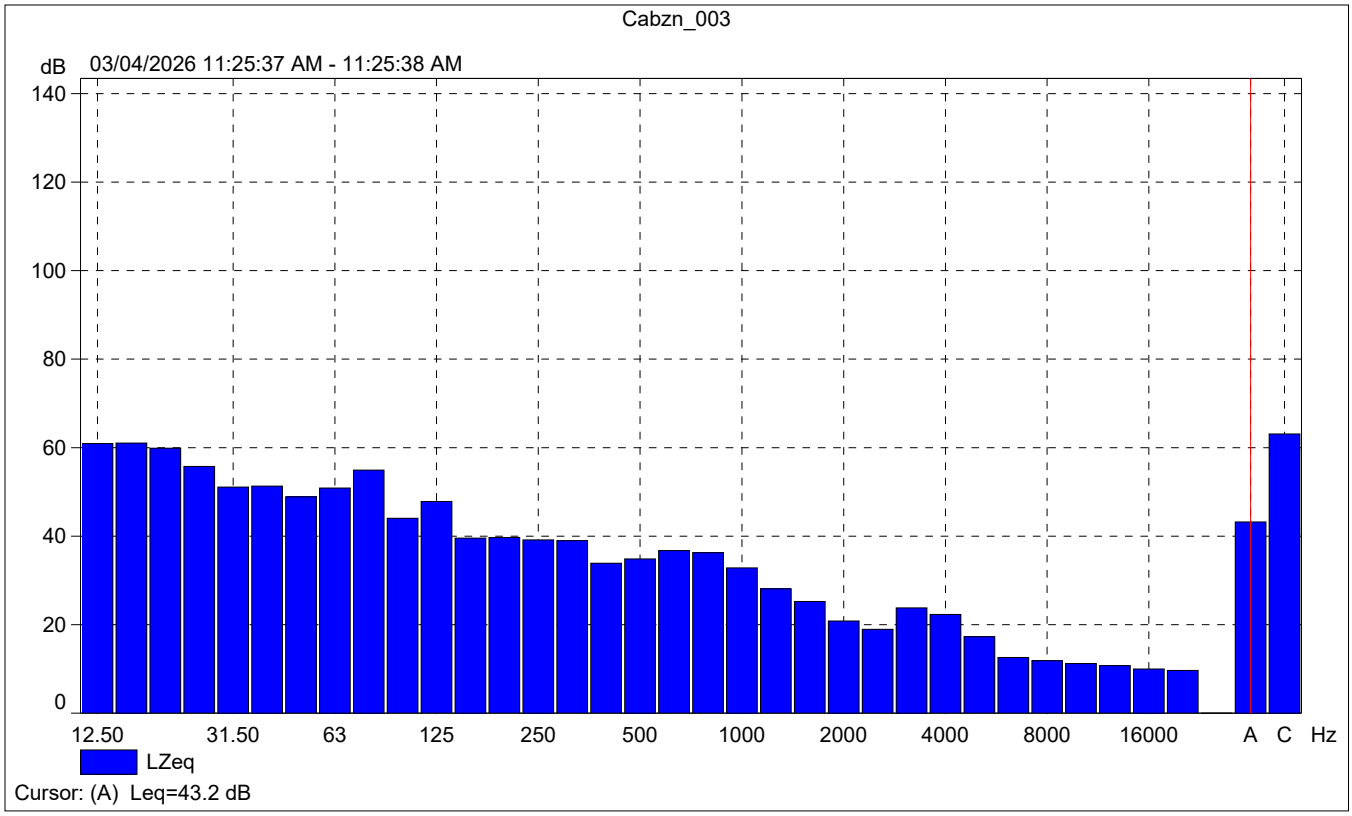
Cabzn_003
dB
03/04/2026 11:25:37 AM - 11:25:38 AM
140
120
100
80
60
40
20
0
12.50
31.50
63
125
250
500
1000
2000
4000
8000
16000
A
C
Hz
LZeq
Cursor: (A) Leq=43.2 dB

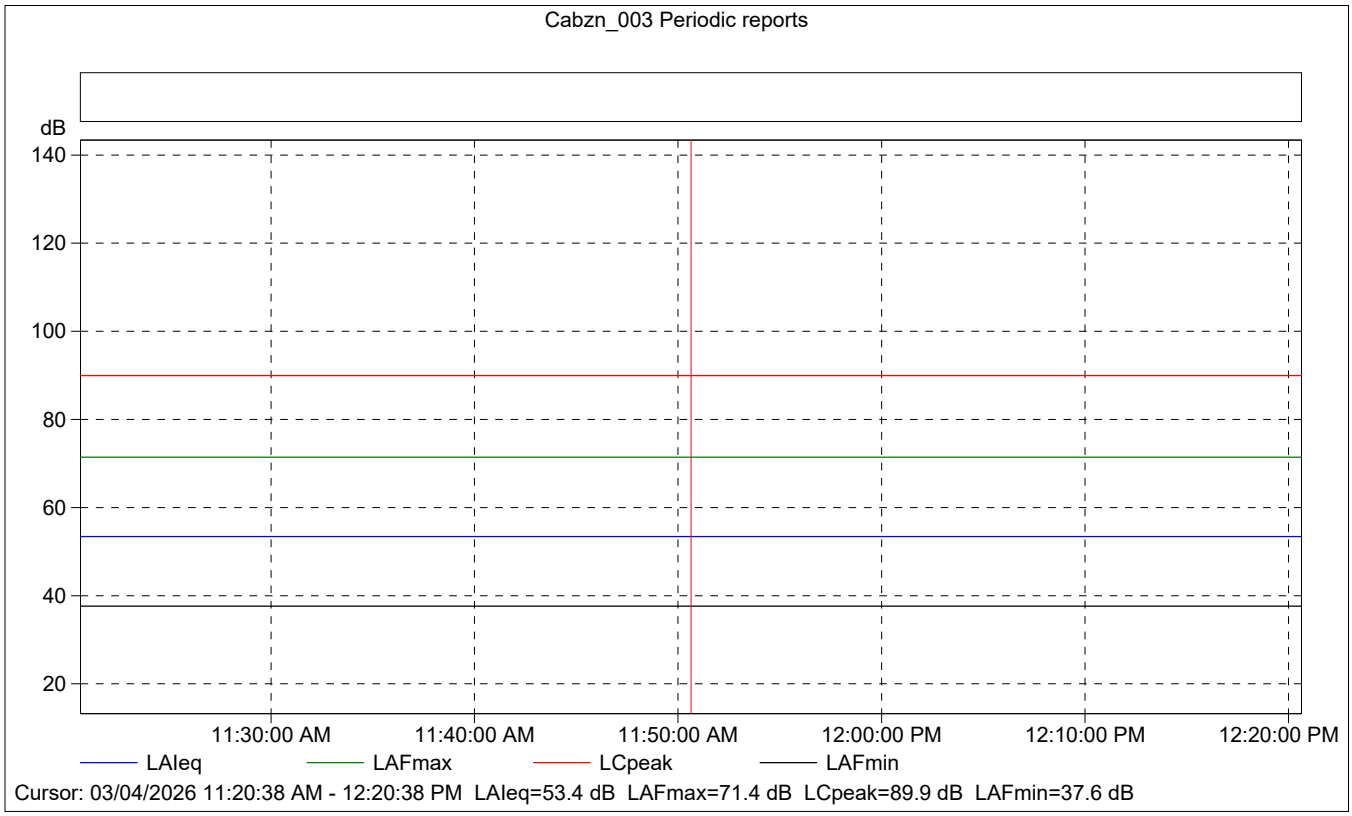
Cabzn_003 Periodic reports
dB
140
120
100
80
60
40
20
11:30:00 AM
11:40:00 AM
11:50:00 AM
12:00:00 PM
12:10:00 PM
12:20:00 PM
LAIeq
LAFmax
LCpeak
LAFmin
Cursor: 03/04/2026 11:20:38 AM - 12:20:38 PM LAIeq=53.4 dB LAFmax=71.4 dB LCpeak=89.9 dB LAFmin=37.6 dB

Cabzn_003 Periodic reports

	Start time	Elapsed time	Overload [%]	LAIeq [dB]	LAFmax [dB]	LAFmin [dB]
Value			0.00	53.4	71.4	37.6
Time	11:20:38 AM	0:10:00				
Date	03/04/2026					

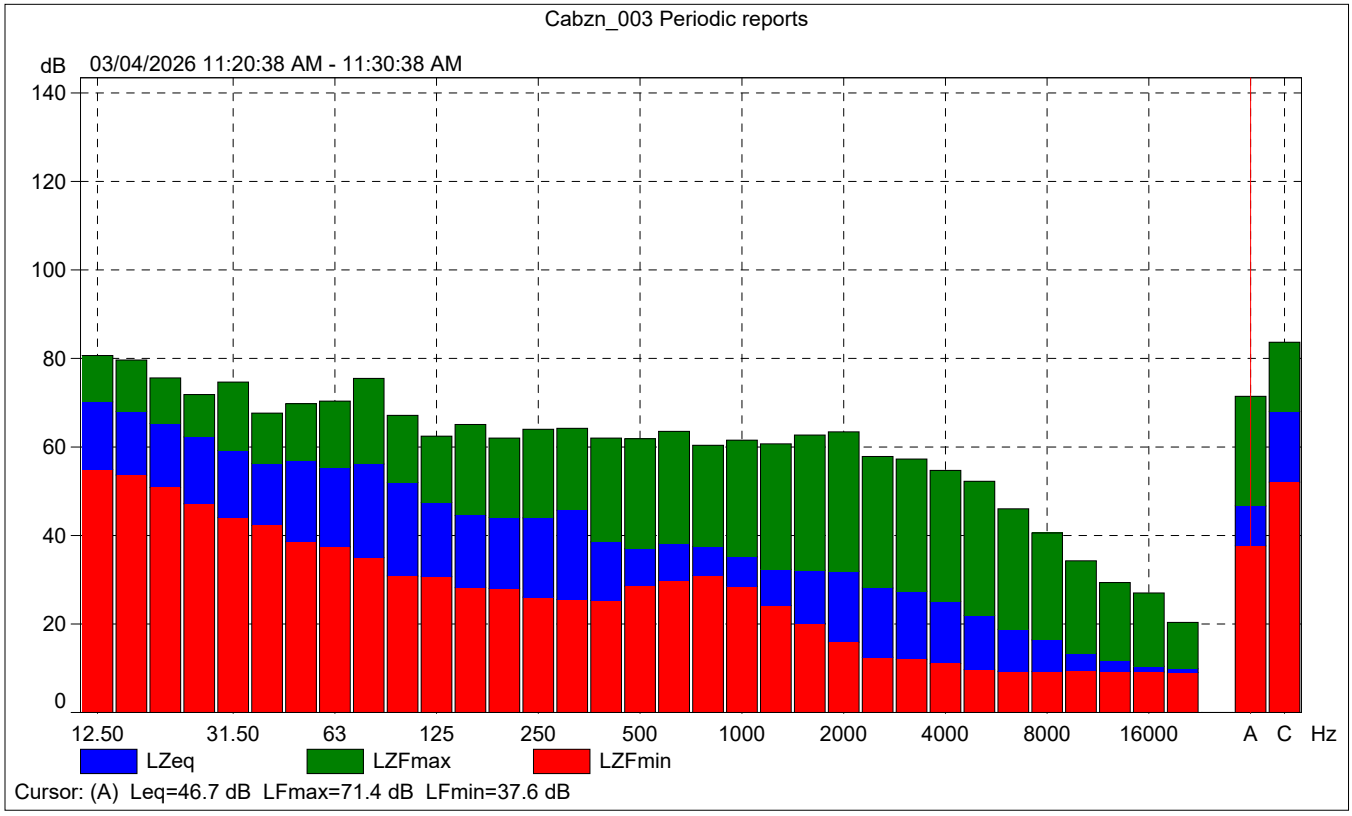

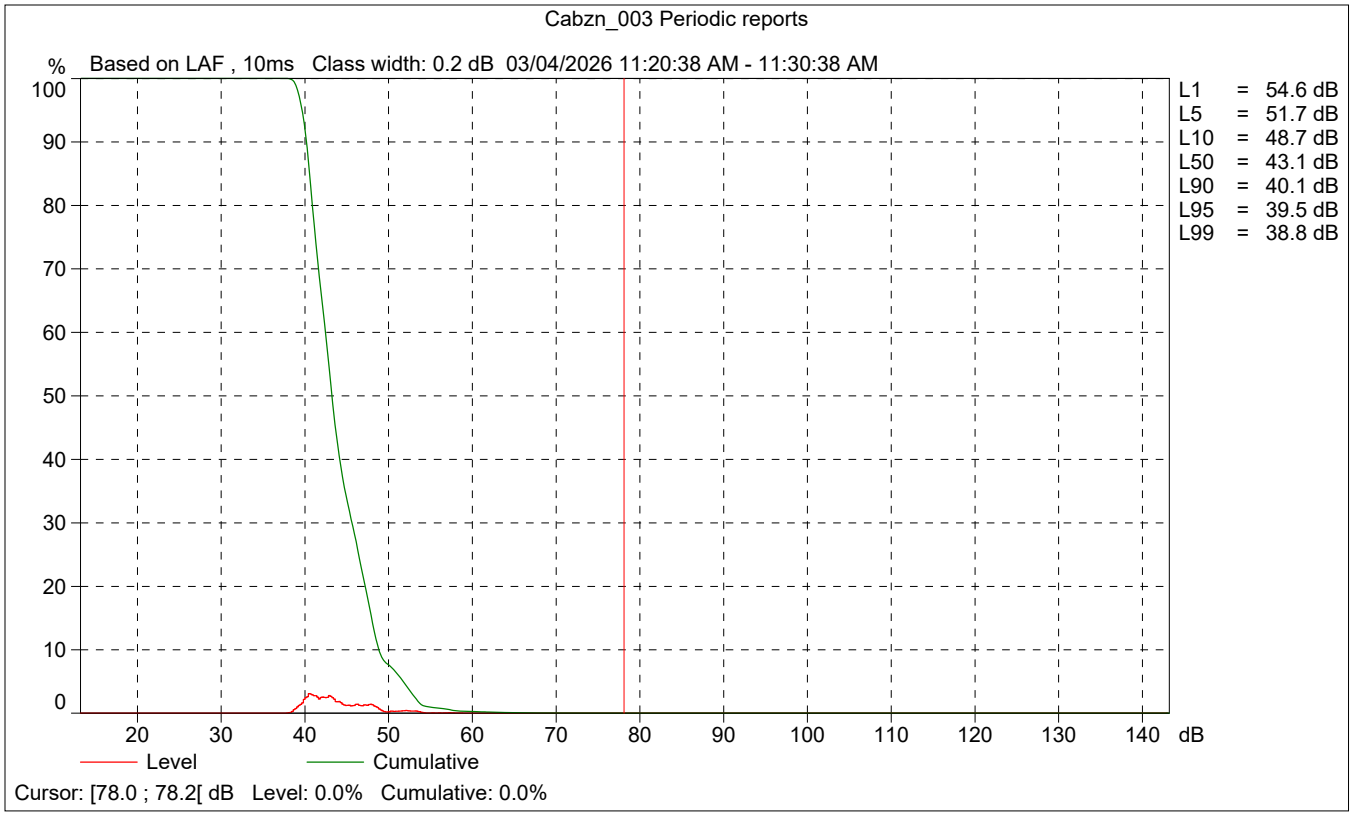
Cabzn_003 Periodic reports
% Based on LAF , 10ms Class width: 0.2 dB 03/04/2026 11:20:38 AM - 11:30:38 AM
100
90
80
70
60
50
40
30
20
10
0
20 30 40 50 60 70 80 90 100 110 120 130 140 dB
L1 = 54.6 dB
L5 = 51.7 dB
L10 = 48.7 dB
L50 = 43.1 dB
L90 = 40.1 dB
L95 = 39.5 dB
L99 = 38.8 dB
Level
Cumulative
Cursor: [78.0 ; 78.2[dB Level: 0.0% Cumulative: 0.0%

Site Number: NM-4		
Recorded By: Darshan Shivaiah		
Job Number: 210869		
Date: 3/04/2026		
Time: 11:39 a.m.		
Location: In front of 49869 Carmen Avenue		
Source of Ambient Noise: Traffic noise along Carmen Avenue and Orange Street		
Noise Data		
L_{eq} (dB)	**L_{min} (dB)**	**L_{max} (dB)**
64.3	42.5	85.2

Equipment						
Category	**Type**	**Vendor**	**Model**	**Serial No.**	**Cert. Date**	**Note**
Sound	Sound Level Meter	**Brüel & Kjær**	**2250**	**3011133**	**06/04/2023**	
	Microphone	**Brüel & Kjær**	**4189**	**3086765**	**06/04/2023**	
	Preamp	**Brüel & Kjær**	**ZC 0032**	**25380**	**06/04/2023**	
	Calibrator	**Brüel & Kjær**	**4231**	**2545667**	**06/04/2023**	

Weather Data			
Est.	**Duration:** 10 minutes		**Sky:** Sunny
	Note: dBA Offset = -0.01		**Sensor Height (ft):** 5 ft
	Wind Ave Speed (mph / m/s)	**Temperature (degrees Fahrenheit)**	**Barometer Pressure (inches)**
	13 / 5.8	70	29.96

Photo of Measurement Location



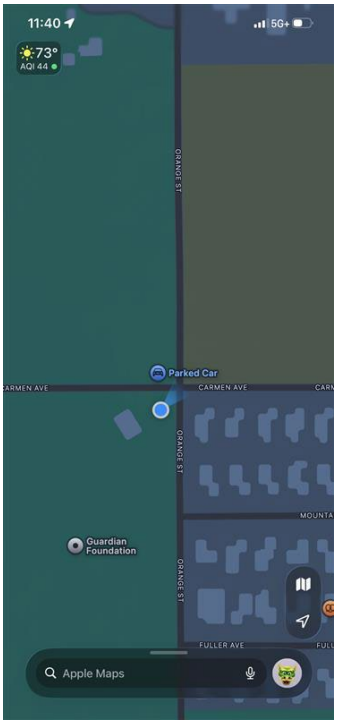

2250

Instrument:		2250
Application:		BZ7225 Version 4.7.6
Start Time:		03/04/2026 11:39:31
End Time:		03/04/2026 11:49:31
Elapsed Time:		00:10:00
Bandwidth:		1/3-octave
Max Input Level:		142.10

	Time	Frequency
Broadband (excl. Peak):	FSI	AC
Broadband Peak:		C
Spectrum:	FS	Z

Instrument Serial Number:		3011133
Microphone Serial Number:		3086765
Input:		Top Socket
Windscreen Correction:		UA-1650
Sound Field Correction:		Free-field

Calibration Time:		03/04/2026 10:39:06
Calibration Type:		External reference
Sensitivity:		43.7501966953278 mV/Pa

Cabzn_004

	Start time	End time	Elapsed time	Overload [%]	LAeq [dB]	LAFmax [dB]	LAFmin [dB]
Value				0.00	64.3	85.2	42.5
Time	11:39:31 AM	11:49:31 AM	0:10:00				
Date	03/04/2026	03/04/2026					

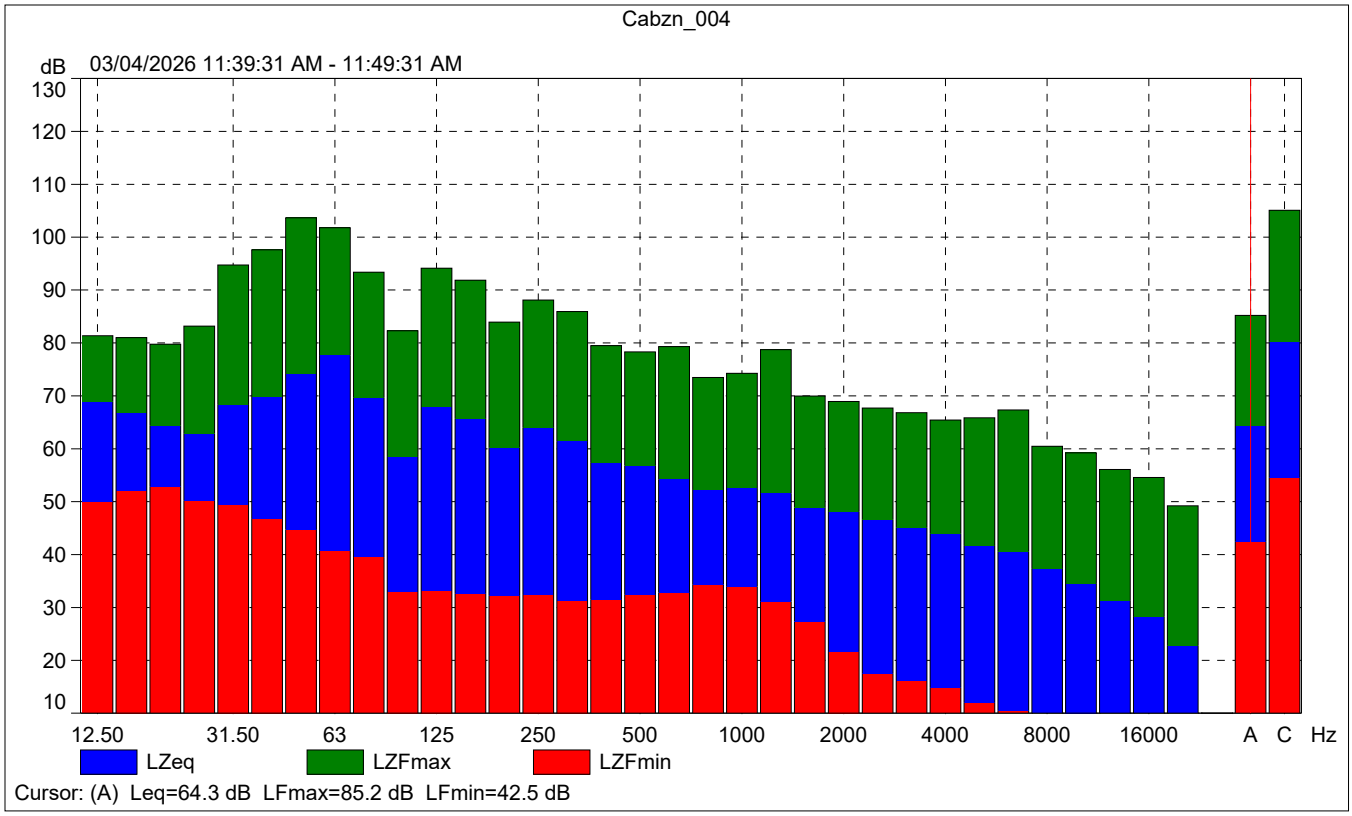
Cabzn_004
dB
03/04/2026 11:39:31 AM - 11:49:31 AM
130
120
110
100
90
80
70
60
50
40
30
20
10
12.50
31.50
63
125
250
500
1000
2000
4000
8000
16000
A
C
Hz
LZeq
LZFmax
LZFmin
Cursor: (A) Leq=64.3 dB LFmax=85.2 dB LFmin=42.5 dB

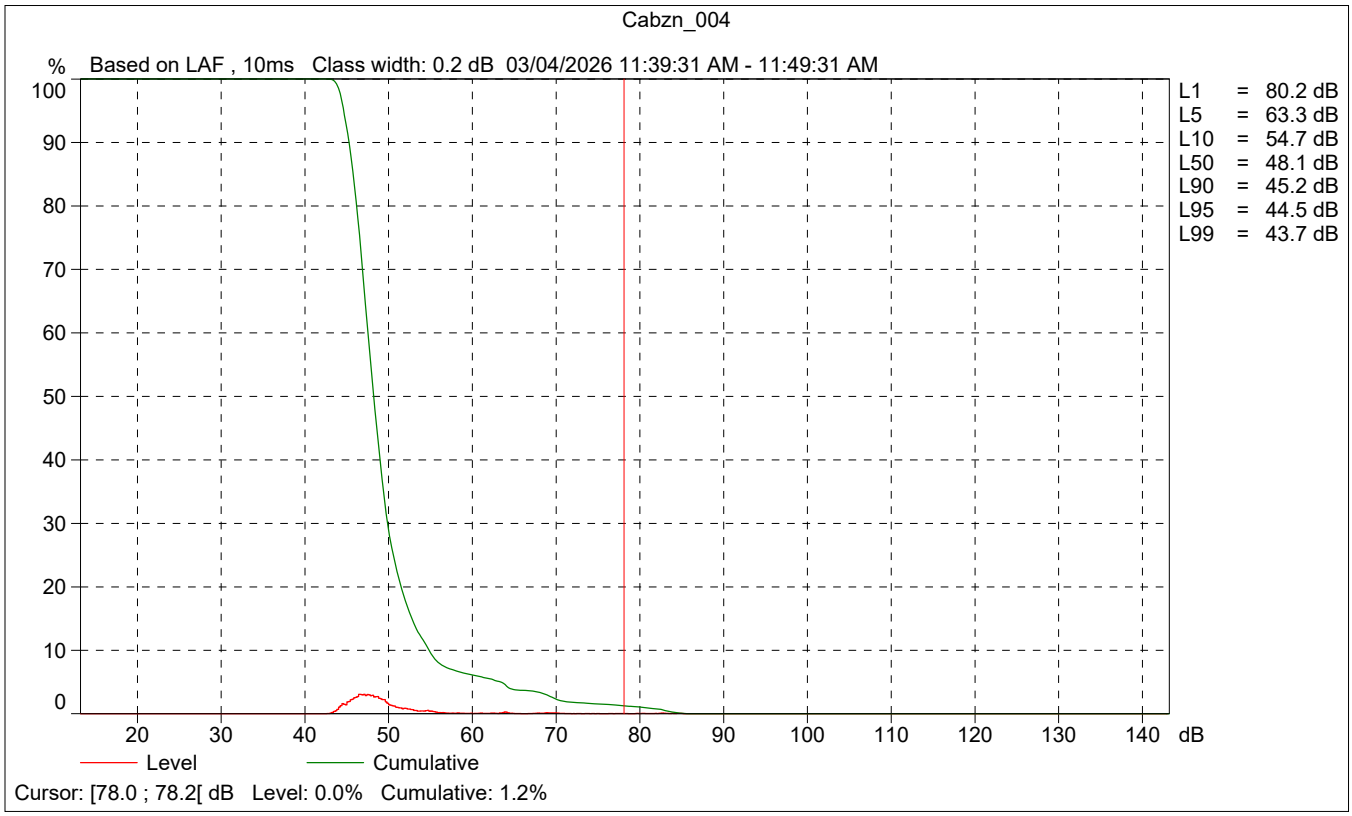
Cabzn_004
%
Based on LAF , 10ms Class width: 0.2 dB 03/04/2026 11:39:31 AM - 11:49:31 AM
100
90
80
70
60
50
40
30
20
10
0
20
30
40
50
60
70
80
90
100
110
120
130
140
dB
L1 = 80.2 dB
L5 = 63.3 dB
L10 = 54.7 dB
L50 = 48.1 dB
L90 = 45.2 dB
L95 = 44.5 dB
L99 = 43.7 dB
Level
Cumulative
Cursor: [78.0 ; 78.2[dB Level: 0.0% Cumulative: 1.2%

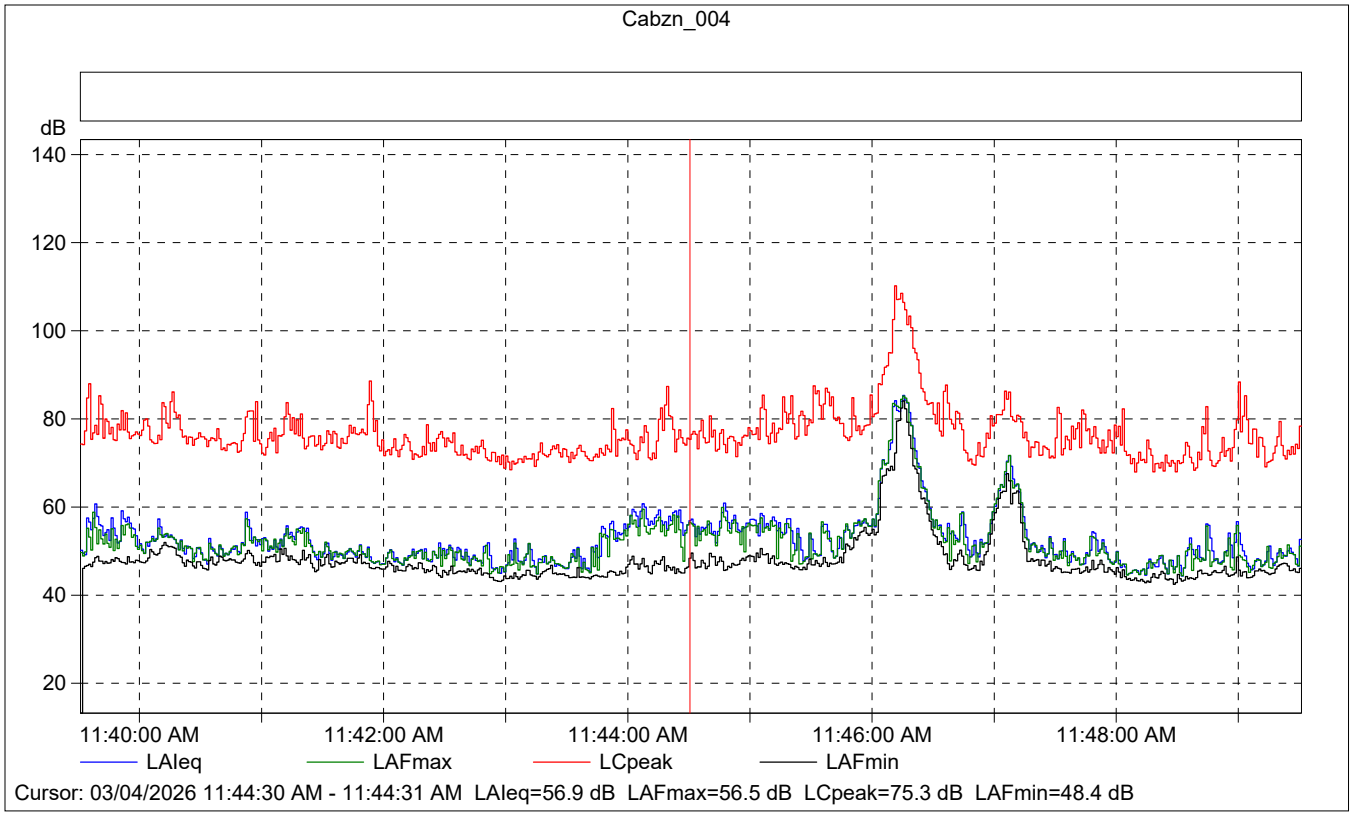

Cabzn_004

	Start time	Elapsed time	Overload [%]	LAIeq [dB]	LAFmax [dB]	LAFmin [dB]
Value			0.00	56.9	56.5	48.4
Time	11:44:30 AM	0:00:01				
Date	03/04/2026					

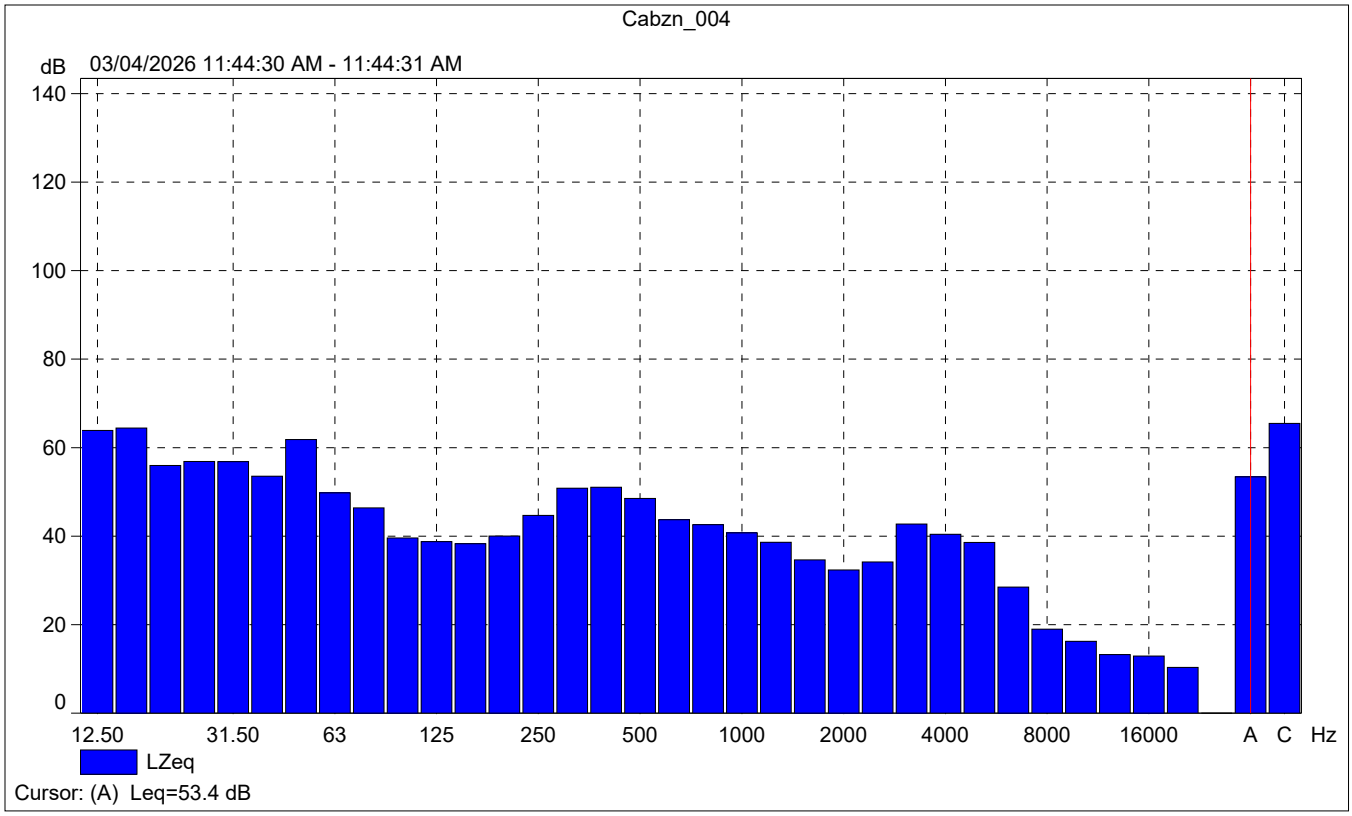
Cabzn_004
dB
03/04/2026 11:44:30 AM - 11:44:31 AM
140
120
100
80
60
40
20
0
12.50
31.50
63
125
250
500
1000
2000
4000
8000
16000
A
C
Hz
LZeq
Cursor: (A) Leq=53.4 dB

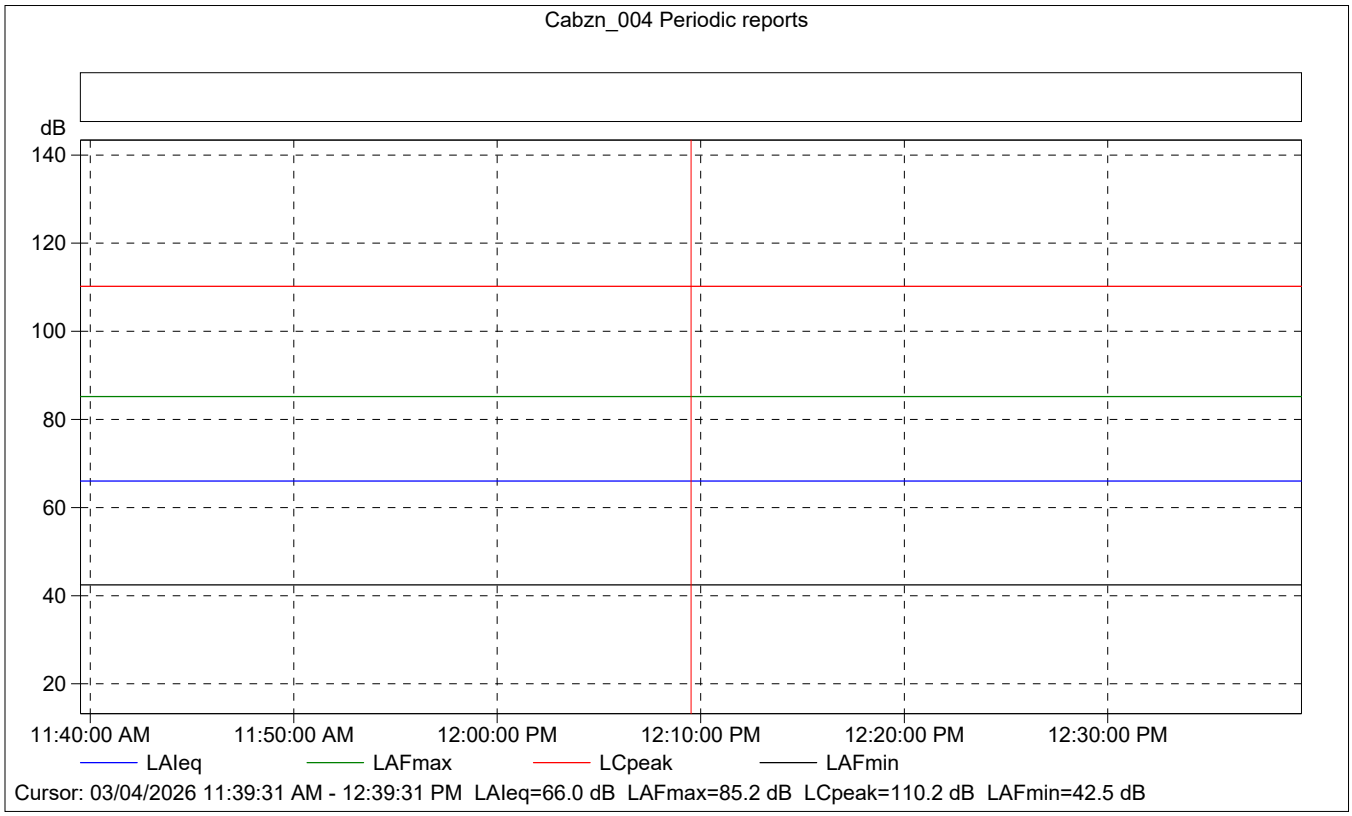
Cabzn_004 Periodic reports
dB
140
120
100
80
60
40
20
11:40:00 AM
11:50:00 AM
12:00:00 PM
12:10:00 PM
12:20:00 PM
12:30:00 PM
LAIeq
LAFmax
LCpeak
LAFmin
Cursor: 03/04/2026 11:39:31 AM - 12:39:31 PM LAIeq=66.0 dB LAFmax=85.2 dB LCpeak=110.2 dB LAFmin=42.5 dB

Cabzn_004 Periodic reports

	Start time	Elapsed time	Overload [%]	LAIeq [dB]	LAFmax [dB]	LAFmin [dB]
Value			0.00	66.0	85.2	42.5
Time	11:39:31 AM	0:10:00				
Date	03/04/2026					

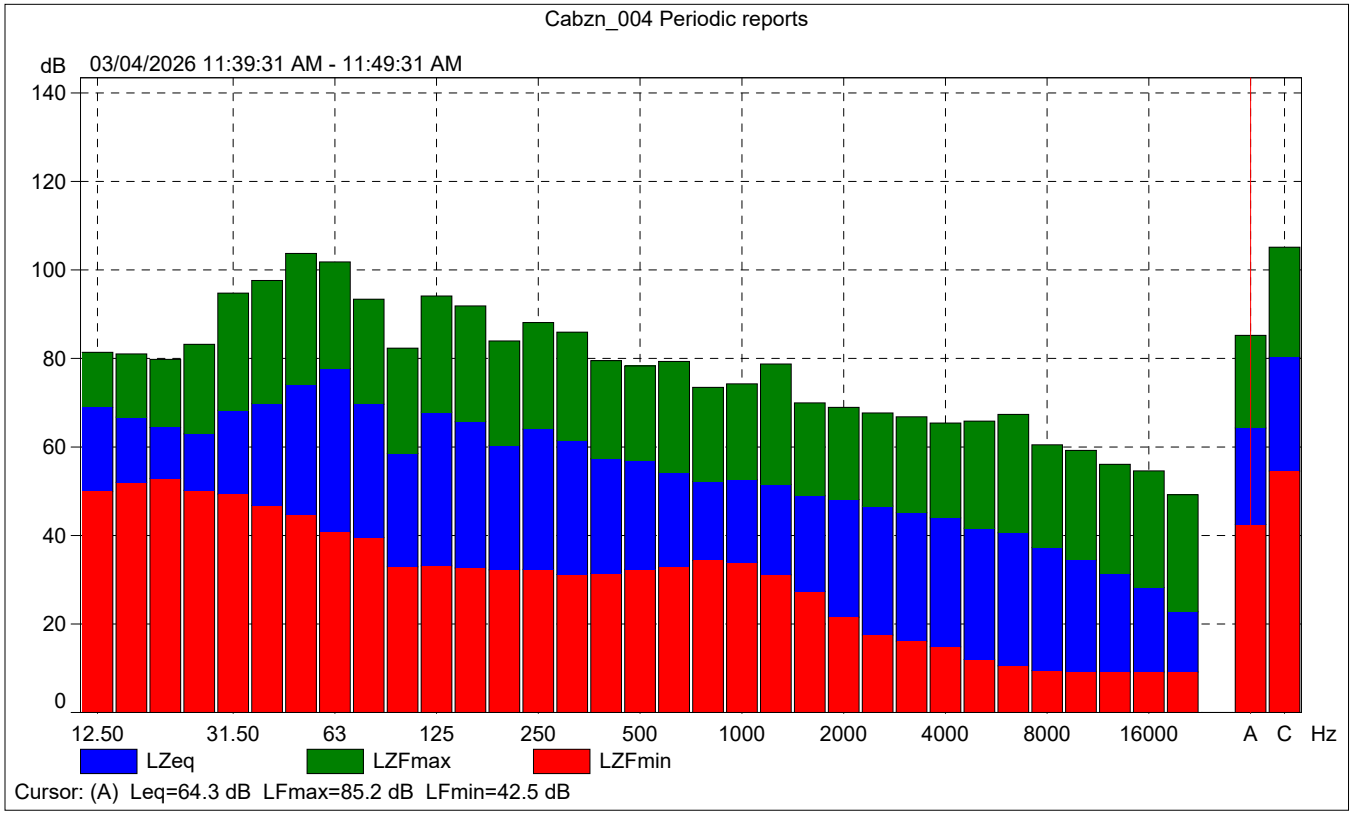

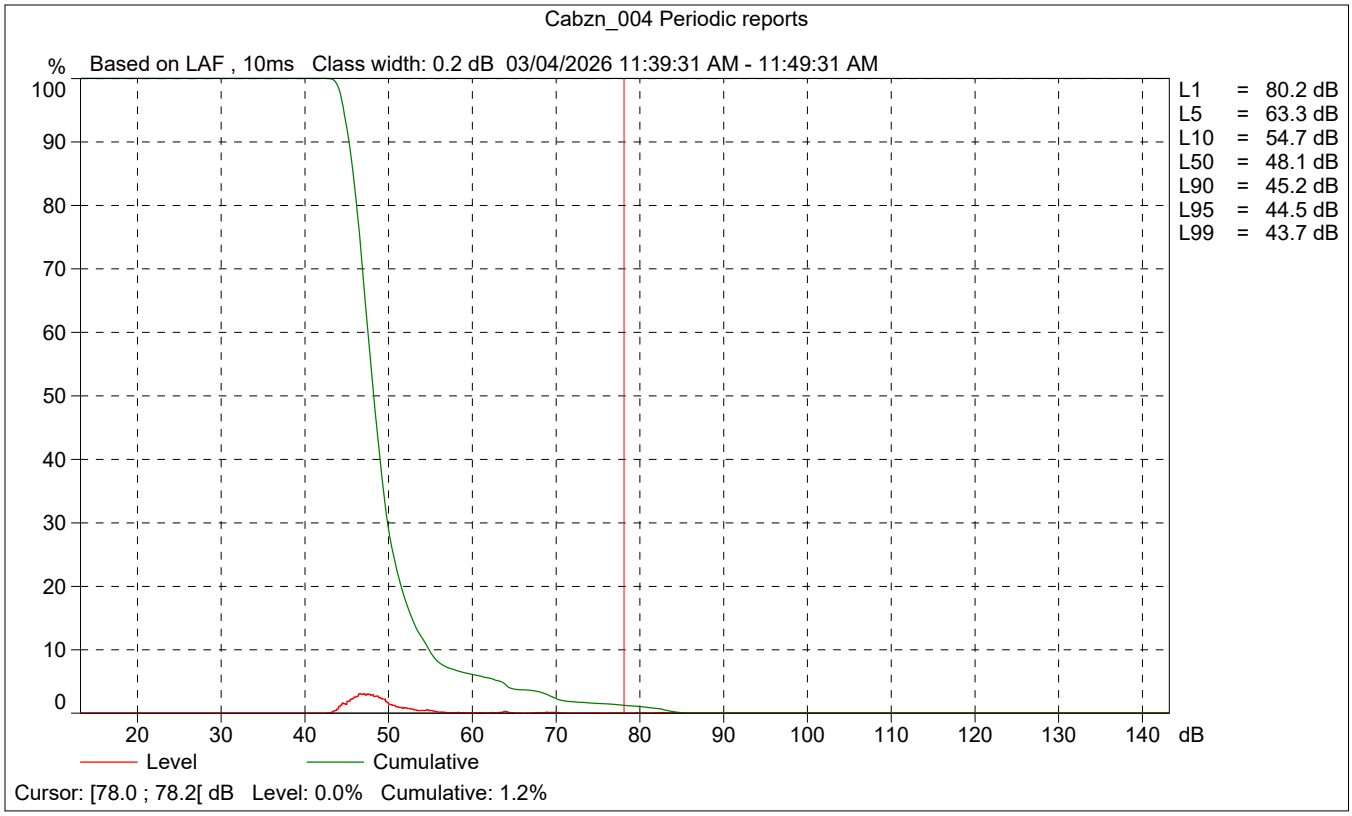
Cabzn_004 Periodic reports
% Based on LAF , 10ms Class width: 0.2 dB 03/04/2026 11:39:31 AM - 11:49:31 AM
100
90
80
70
60
50
40
30
20
10
0
20 30 40 50 60 70 80 90 100 110 120 130 140 dB
L1 = 80.2 dB
L5 = 63.3 dB
L10 = 54.7 dB
L50 = 48.1 dB
L90 = 45.2 dB
L95 = 44.5 dB
L99 = 43.7 dB
Level
Cumulative
Cursor: [78.0 ; 78.2[dB Level: 0.0% Cumulative: 1.2%

Site Number: NM-5		
Recorded By: Darshan Shivaiah		
Job Number: 210869		
Date: 3/04/2026		
Time: 11:56 a.m.		
Location: In front of 50876 Seminole Drive		
Source of Ambient Noise: Traffic noise along Seminole Drive and Main Street		
Noise Data		
L_{eq} (dB)	**L_{min} (dB)**	**L_{max} (dB)**
64.4	59.0	78.0

Equipment						
Category	**Type**	**Vendor**	**Model**	**Serial No.**	**Cert. Date**	**Note**
Sound	Sound Level Meter	**Brüel & Kjær**	**2250**	**3011133**	**06/04/2023**	
	Microphone	**Brüel & Kjær**	**4189**	**3086765**	**06/04/2023**	
	Preamp	**Brüel & Kjær**	**ZC 0032**	**25380**	**06/04/2023**	
	Calibrator	**Brüel & Kjær**	**4231**	**2545667**	**06/04/2023**	

Weather Data			
Est.	**Duration:** 10 minutes	**Sky:** Sunny	
	Note: dBA Offset = -0.01	**Sensor Height (ft):** 5 ft	
	Wind Ave Speed (mph / m/s)	**Temperature (degrees Fahrenheit)**	**Barometer Pressure (inches)**
	13 / 5.8	70	29.96

Photo of Measurement Location



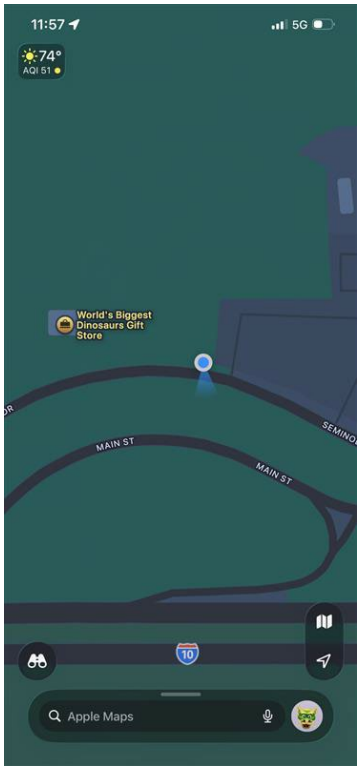

2250

Instrument:		2250
Application:		BZ7225 Version 4.7.6
Start Time:		03/04/2026 11:56:35
End Time:		03/04/2026 12:06:35
Elapsed Time:		00:10:00
Bandwidth:		1/3-octave
Max Input Level:		142.10

	Time	Frequency
Broadband (excl. Peak):	FSI	AC
Broadband Peak:		C
Spectrum:	FS	Z

Instrument Serial Number:		3011133
Microphone Serial Number:		3086765
Input:		Top Socket
Windscreen Correction:		UA-1650
Sound Field Correction:		Free-field

Calibration Time:		03/04/2026 10:39:06
Calibration Type:		External reference
Sensitivity:		43.7501966953278 mV/Pa

Cabzn_005

	Start time	End time	Elapsed time	Overload [%]	LAeq [dB]	LAFmax [dB]	LAFmin [dB]
Value				0.00	64.4	78.0	59.0
Time	11:56:35 AM	12:06:35 PM	0:10:00				
Date	03/04/2026	03/04/2026					

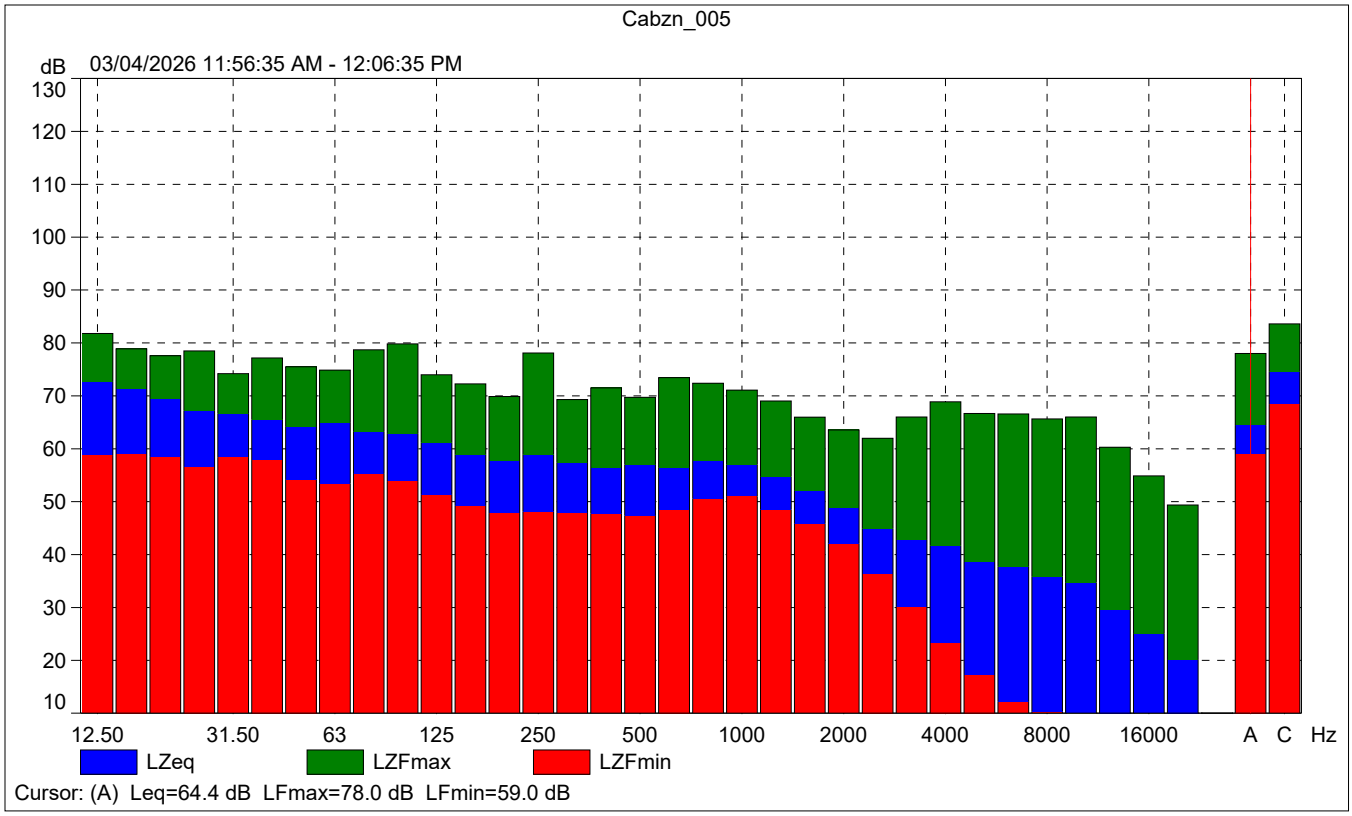
Cabzn_005
dB
03/04/2026 11:56:35 AM - 12:06:35 PM
130
120
110
100
90
80
70
60
50
40
30
20
10
12.50
31.50
63
125
250
500
1000
2000
4000
8000
16000
A
C
Hz
LZeq
LZFmax
LZFmin
Cursor: (A) Leq=64.4 dB LFmax=78.0 dB LFmin=59.0 dB

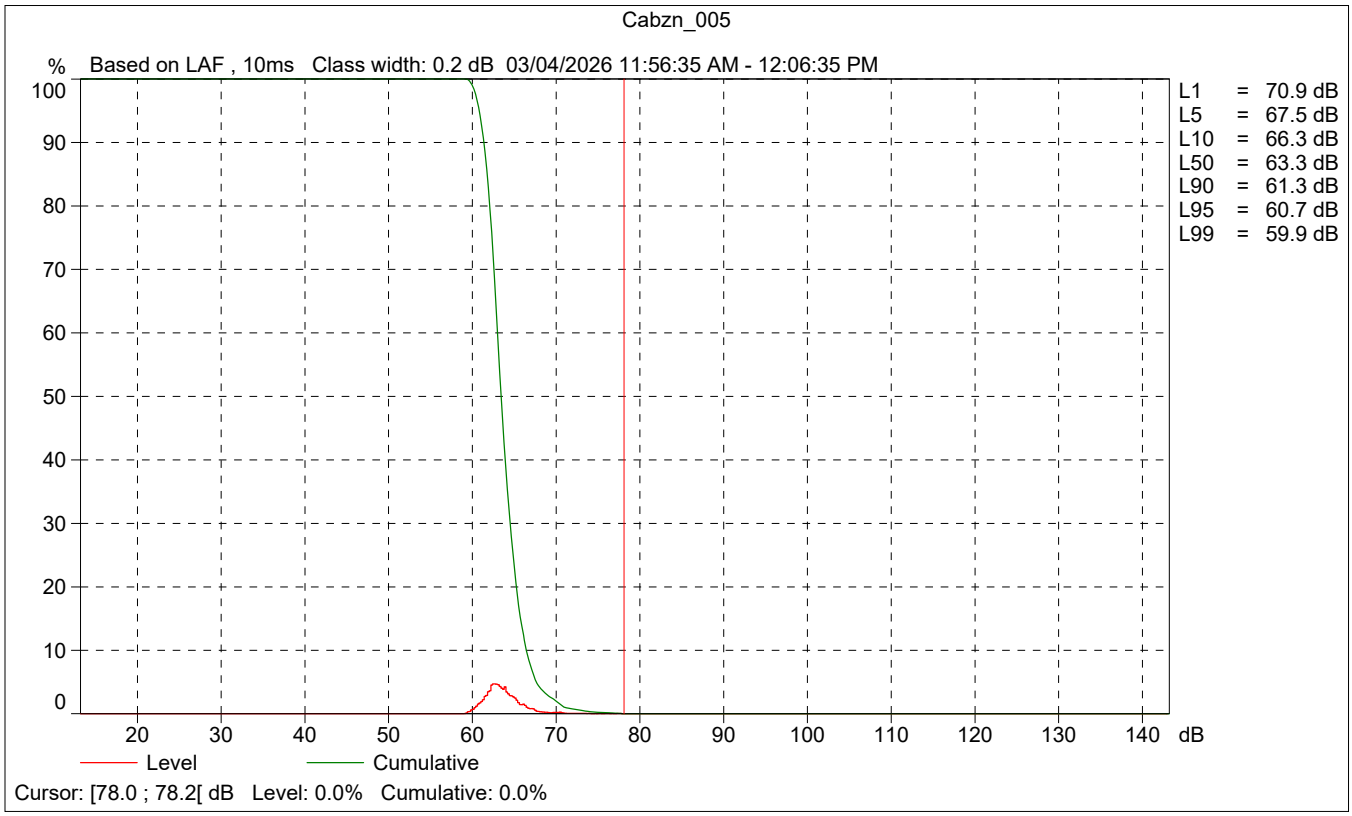
Cabzn_005
%
Based on LAF , 10ms Class width: 0.2 dB 03/04/2026 11:56:35 AM - 12:06:35 PM
100
90
80
70
60
50
40
30
20
10
0
20
30
40
50
60
70
80
90
100
110
120
130
140
dB
L1 = 70.9 dB
L5 = 67.5 dB
L10 = 66.3 dB
L50 = 63.3 dB
L90 = 61.3 dB
L95 = 60.7 dB
L99 = 59.9 dB
Level
Cumulative
Cursor: [78.0 ; 78.2[dB Level: 0.0% Cumulative: 0.0%

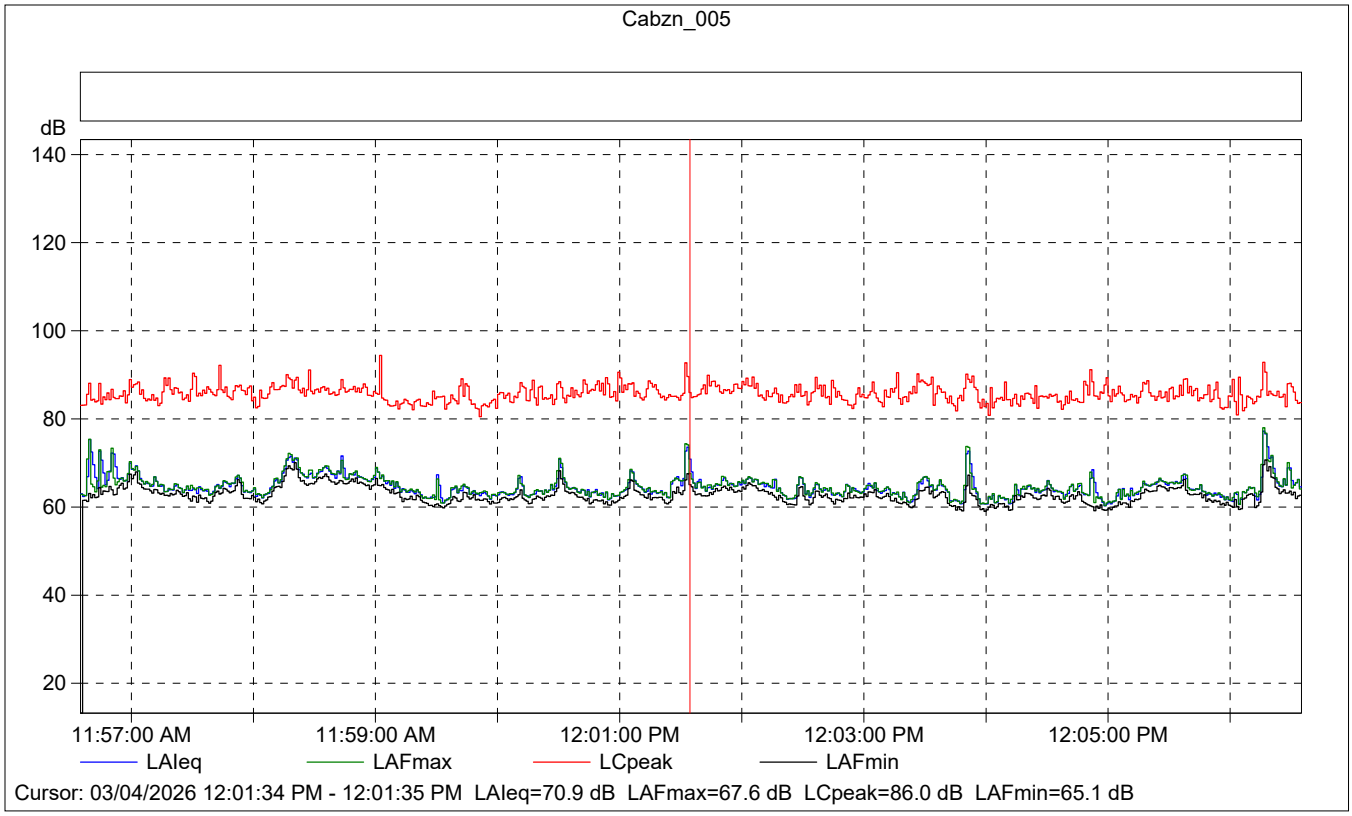

Cabzn_005

	Start time	Elapsed time	Overload [%]	LAIeq [dB]	LAFmax [dB]	LAFmin [dB]
Value			0.00	70.9	67.6	65.1
Time	12:01:34 PM	0:00:01				
Date	03/04/2026					

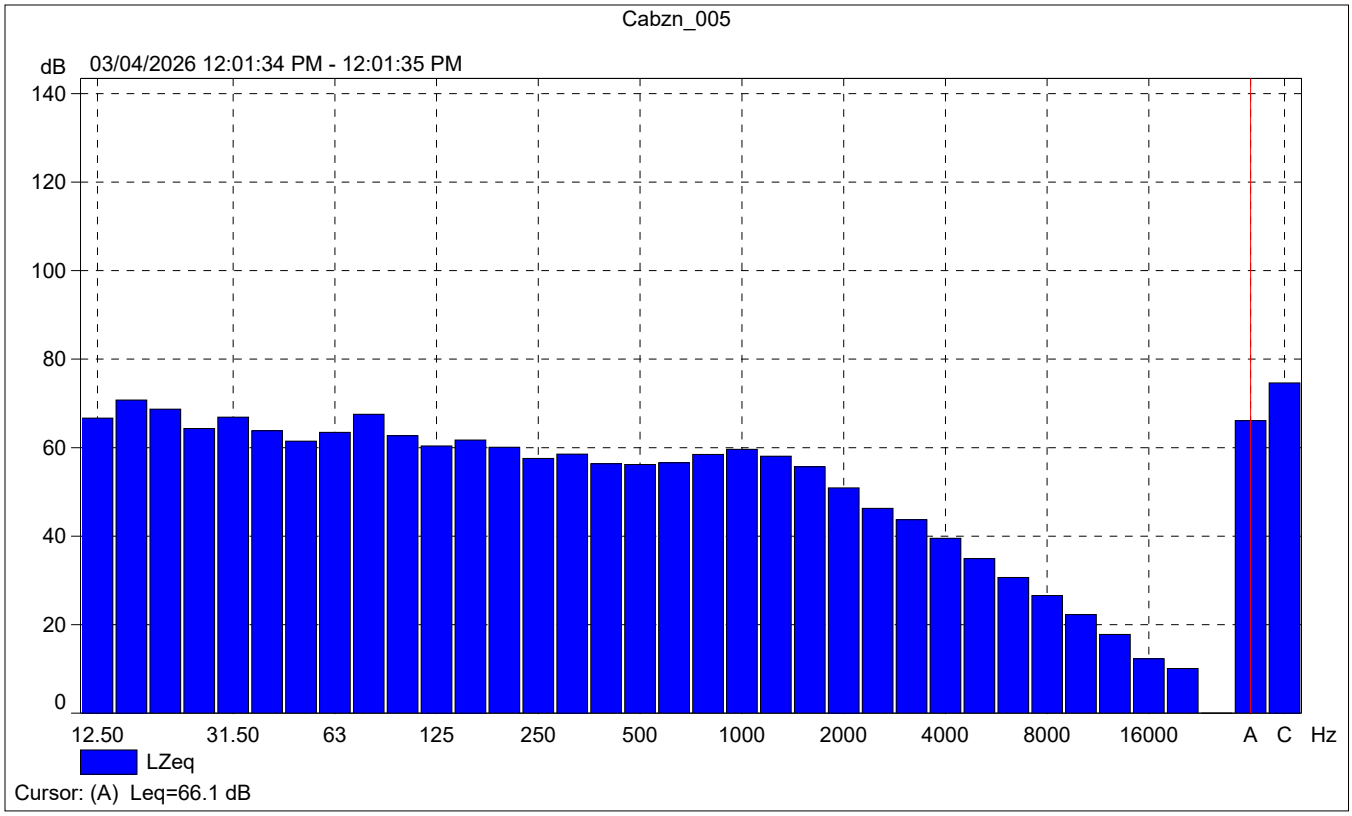
Cabzn_005
dB
03/04/2026 12:01:34 PM - 12:01:35 PM
140
120
100
80
60
40
20
0
12.50
31.50
63
125
250
500
1000
2000
4000
8000
16000
A
C
Hz
LZeq
Cursor: (A) Leq=66.1 dB

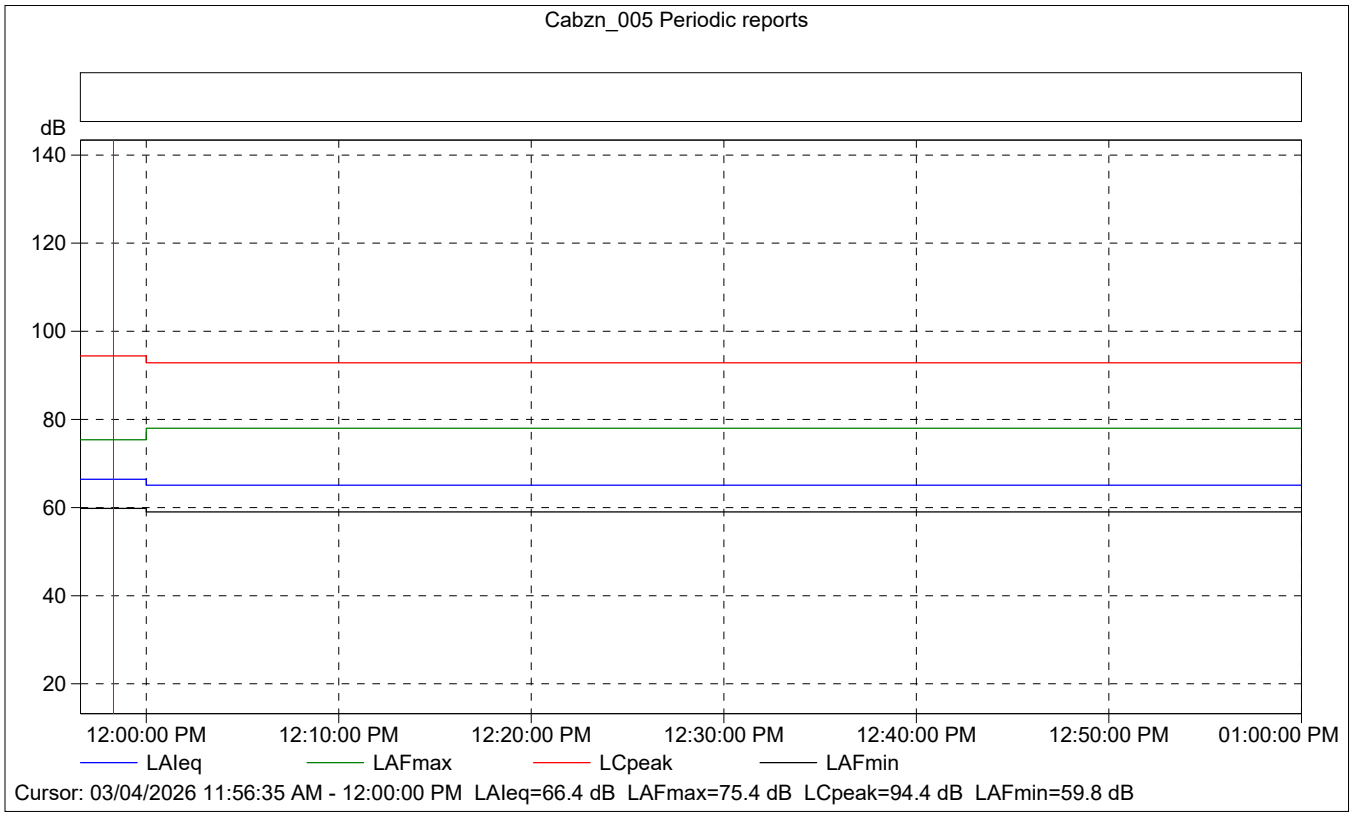
Cabzn_005 Periodic reports
dB
140
120
100
80
60
40
20
12:00:00 PM
12:10:00 PM
12:20:00 PM
12:30:00 PM
12:40:00 PM
12:50:00 PM
01:00:00 PM
LAIeq
LAFmax
LCpeak
LAFmin
Cursor: 03/04/2026 11:56:35 AM - 12:00:00 PM LAIeq=66.4 dB LAFmax=75.4 dB LCpeak=94.4 dB LAFmin=59.8 dB

Cabzn_005 Periodic reports

	Start time	Elapsed time	Overload [%]	LAIeq [dB]	LAFmax [dB]	LAFmin [dB]
Value			0.00	66.4	75.4	59.8
Time	11:56:35 AM	0:03:25				
Date	03/04/2026					

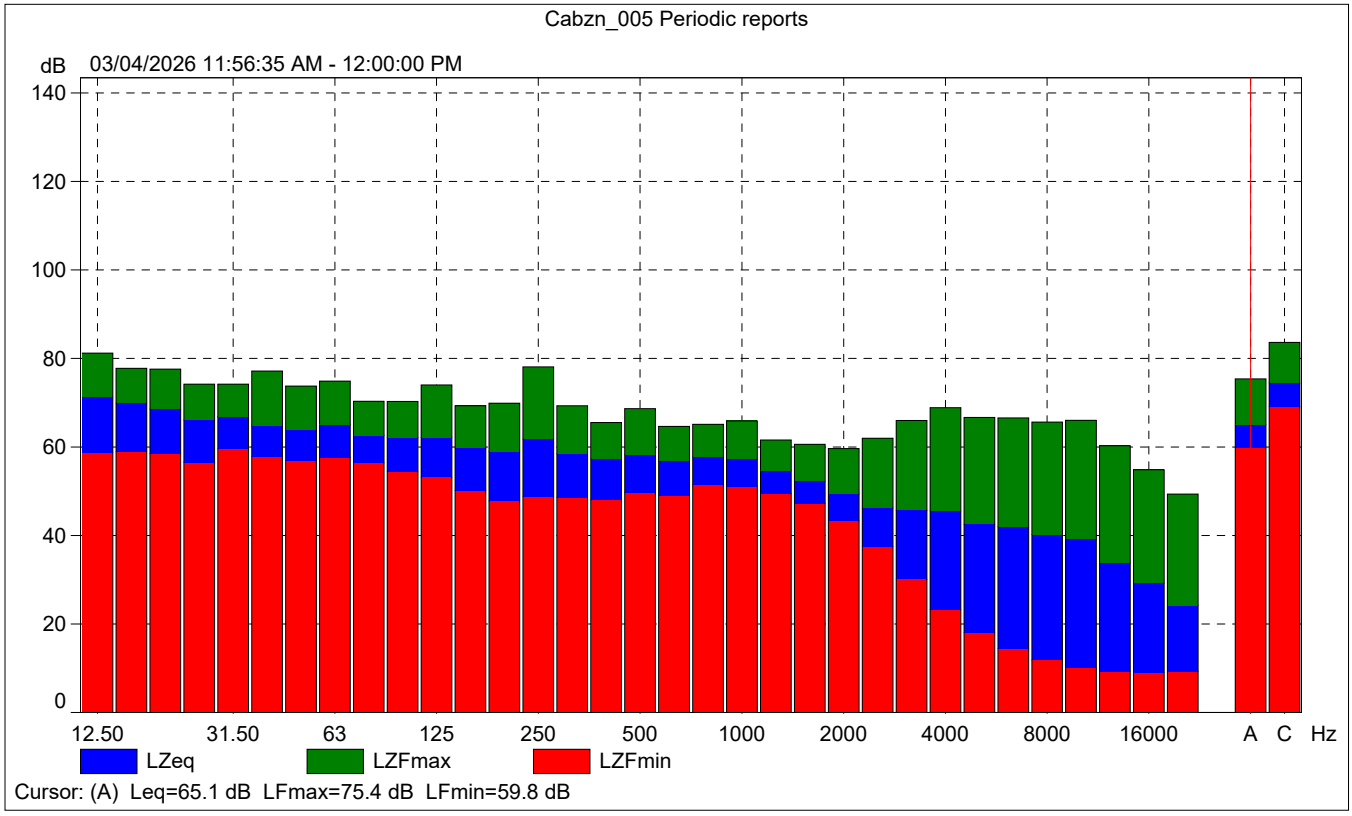

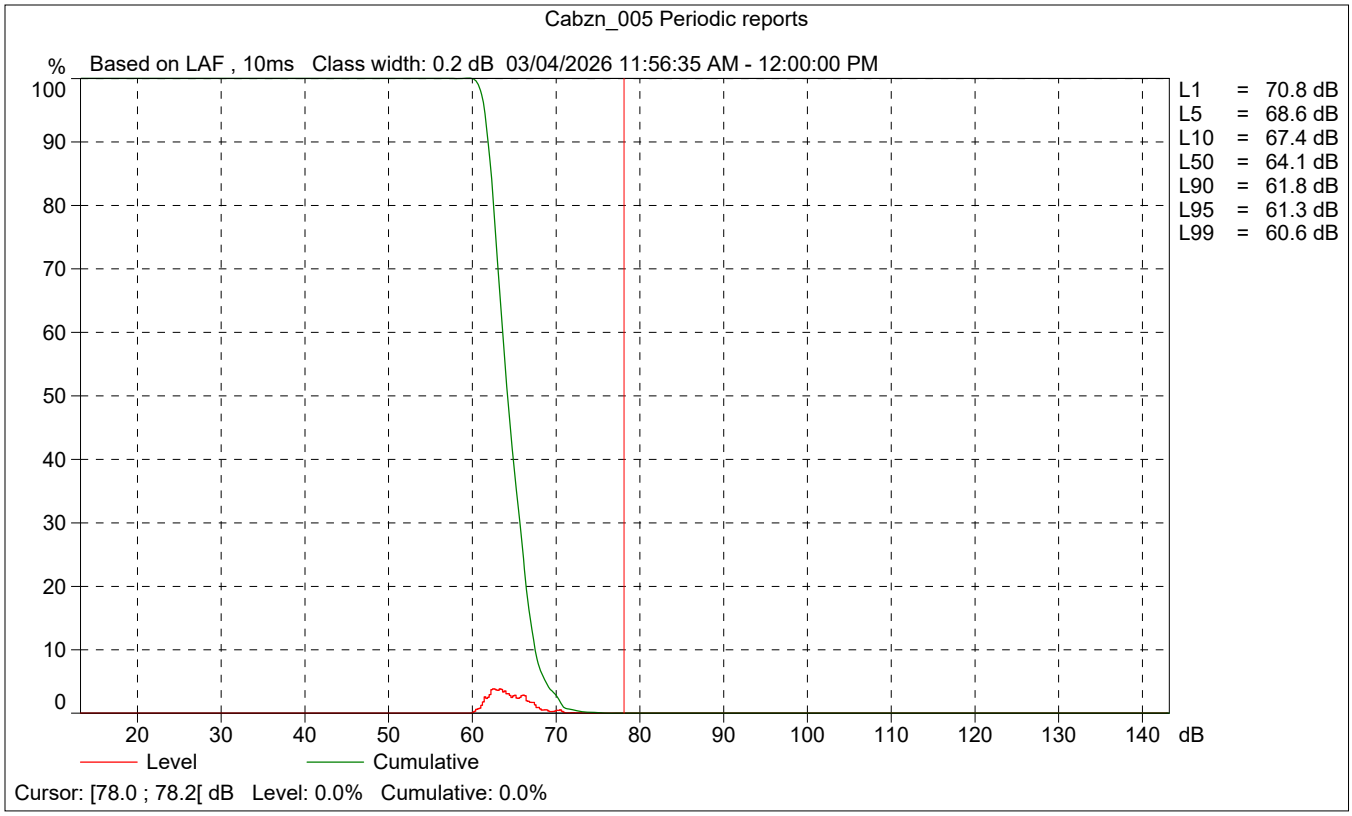
Cabzn_005 Periodic reports
% Based on LAF , 10ms Class width: 0.2 dB 03/04/2026 11:56:35 AM - 12:00:00 PM
100
90
80
70
60
50
40
30
20
10
0
20 30 40 50 60 70 80 90 100 110 120 130 140 dB
L1 = 70.8 dB
L5 = 68.6 dB
L10 = 67.4 dB
L50 = 64.1 dB
L90 = 61.8 dB
L95 = 61.3 dB
L99 = 60.6 dB
Level
Cumulative
Cursor: [78.0 ; 78.2[dB Level: 0.0% Cumulative: 0.0%

Site Number: NM-6		
Recorded By: Darshan Shivaiah		
Job Number: 210869		
Date: 3/04/2026		
Time: 1:34 p.m.		
Location: In the intersection of Dolores Avenue and Almond Street		
Source of Ambient Noise: Traffic noise along Dolores Avenue and Almond Street		
Noise Data		
L_{eq} (dB)	**L_{min} (dB)**	**L_{max} (dB)**
57.9	40.3	77.9

Equipment						
Category	**Type**	**Vendor**	**Model**	**Serial No.**	**Cert. Date**	**Note**
Sound	Sound Level Meter	**Brüel & Kjær**	**2250**	**3011133**	**06/04/2023**	
	Microphone	**Brüel & Kjær**	**4189**	**3086765**	**06/04/2023**	
	Preamp	**Brüel & Kjær**	**ZC 0032**	**25380**	**06/04/2023**	
	Calibrator	**Brüel & Kjær**	**4231**	**2545667**	**06/04/2023**	

Weather Data			
Est.	**Duration:** 10 minutes	**Sky:** Sunny	
	Note: dBA Offset = -0.01	**Sensor Height (ft):** 5 ft	
	Wind Ave Speed (mph / m/s)	**Temperature (degrees Fahrenheit)**	**Barometer Pressure (inches)**
	13 / 5.8	70	29.96

Photo of Measurement Location



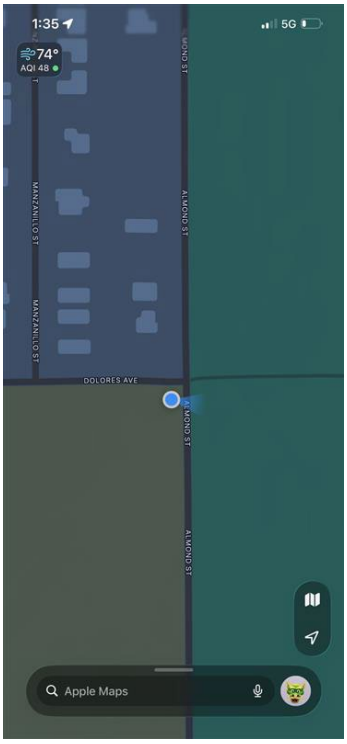

2250

Instrument:		2250
Application:		BZ7225 Version 4.7.6
Start Time:		03/04/2026 13:34:13
End Time:		03/04/2026 13:44:13
Elapsed Time:		00:10:00
Bandwidth:		1/3-octave
Max Input Level:		142.10

	Time	Frequency
Broadband (excl. Peak):	FSI	AC
Broadband Peak:		C
Spectrum:	FS	Z

Instrument Serial Number:		3011133
Microphone Serial Number:		3086765
Input:		Top Socket
Windscreen Correction:		UA-1650
Sound Field Correction:		Free-field

Calibration Time:		03/04/2026 10:39:06
Calibration Type:		External reference
Sensitivity:		43.7501966953278 mV/Pa

Cabzn_006

	Start time	End time	Elapsed time	Overload [%]	LAeq [dB]	LAFmax [dB]	LAFmin [dB]
Value				0.00	57.9	77.9	40.3
Time	01:34:13 PM	01:44:13 PM	0:10:00				
Date	03/04/2026	03/04/2026					

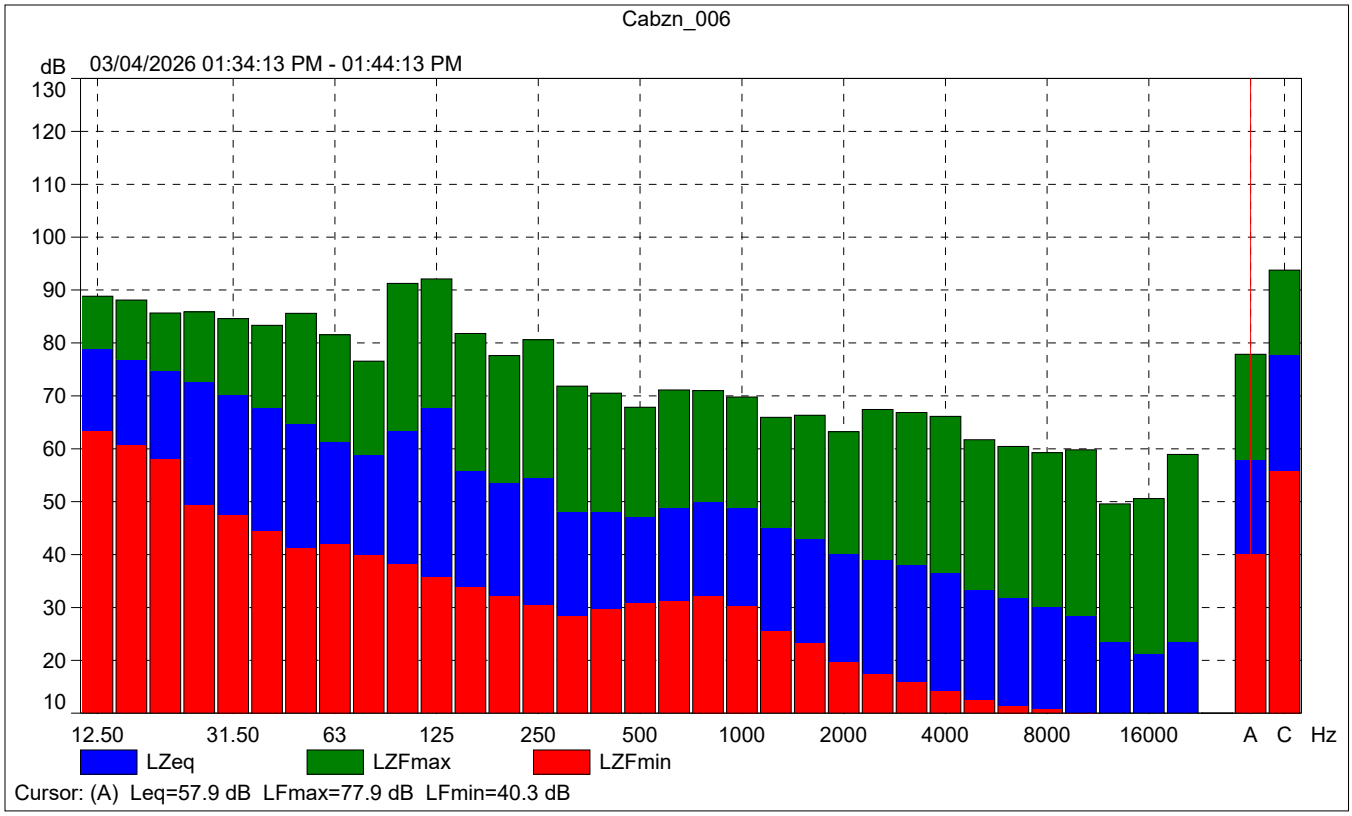
Cabzn_006
dB
03/04/2026 01:34:13 PM - 01:44:13 PM
130
120
110
100
90
80
70
60
50
40
30
20
10
12.50
31.50
63
125
250
500
1000
2000
4000
8000
16000
A
C
Hz
LZeq
LZFmax
LZFmin
Cursor: (A) Leq=57.9 dB LFmax=77.9 dB LFmin=40.3 dB

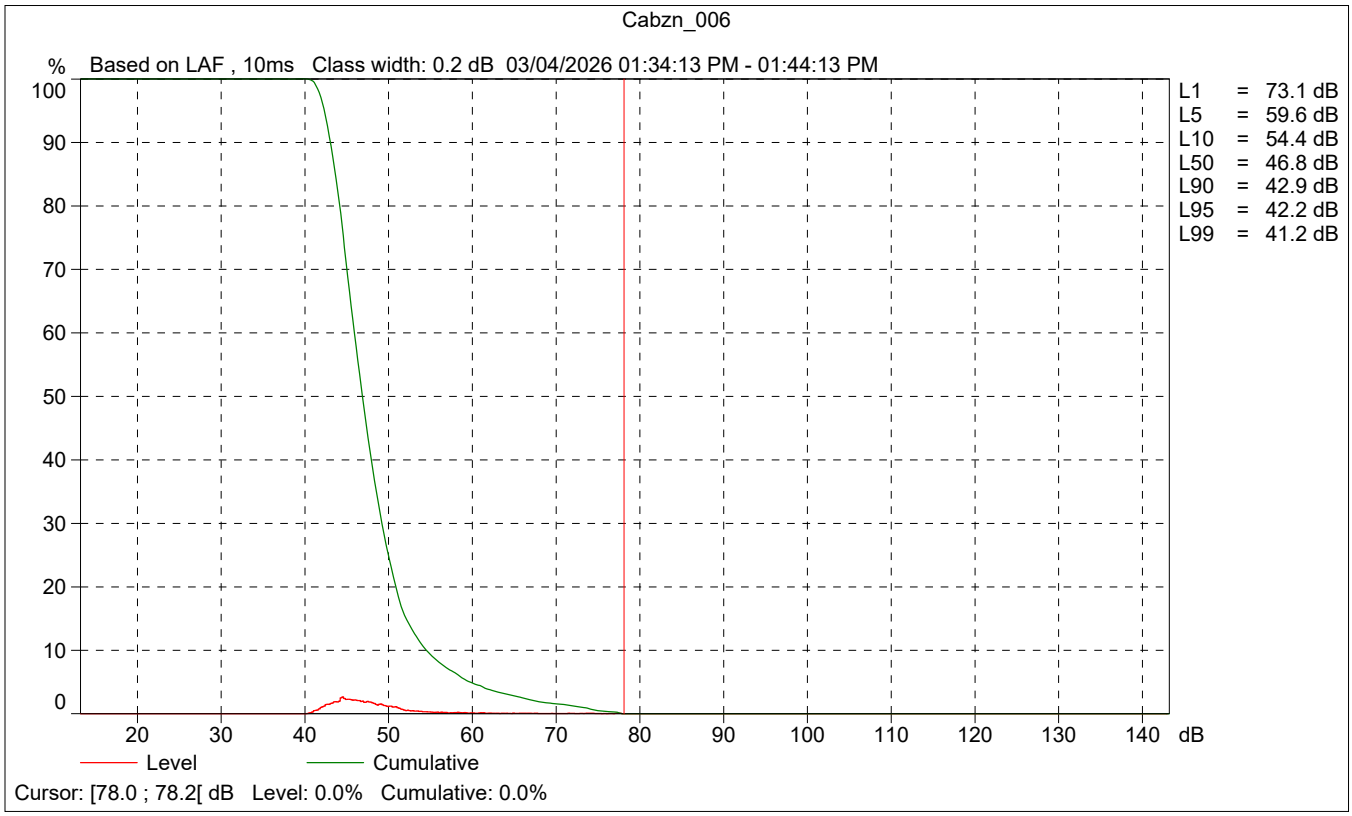
Cabzn_006
%
Based on LAF , 10ms Class width: 0.2 dB 03/04/2026 01:34:13 PM - 01:44:13 PM
100
90
80
70
60
50
40
30
20
10
0
20
30
40
50
60
70
80
90
100
110
120
130
140
dB
L1 = 73.1 dB
L5 = 59.6 dB
L10 = 54.4 dB
L50 = 46.8 dB
L90 = 42.9 dB
L95 = 42.2 dB
L99 = 41.2 dB
Level
Cumulative
Cursor: [78.0 ; 78.2[dB Level: 0.0% Cumulative: 0.0%

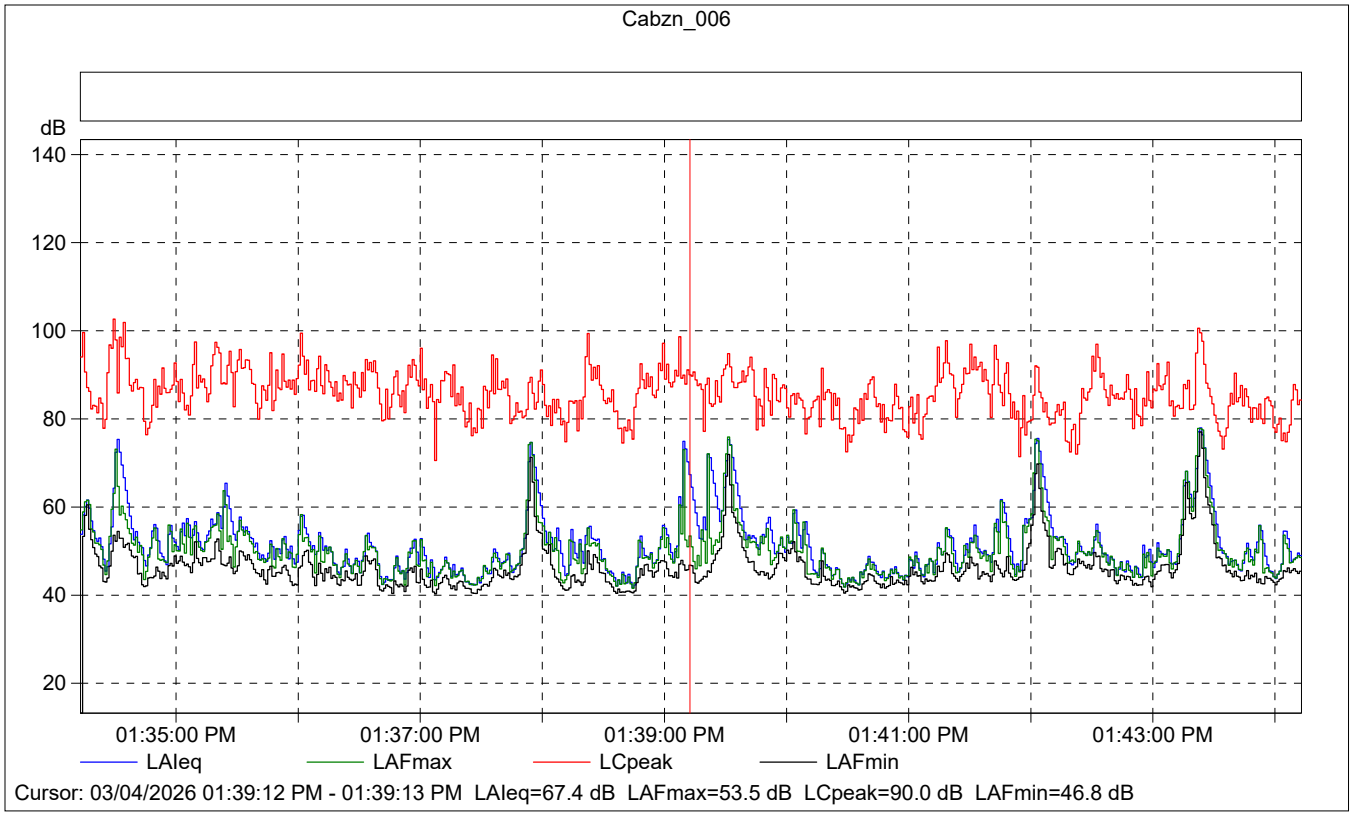

Cabzn_006

	Start time	Elapsed time	Overload [%]	LAIeq [dB]	LAFmax [dB]	LAFmin [dB]
Value			0.00	67.4	53.5	46.8
Time	01:39:12 PM	0:00:01				
Date	03/04/2026					

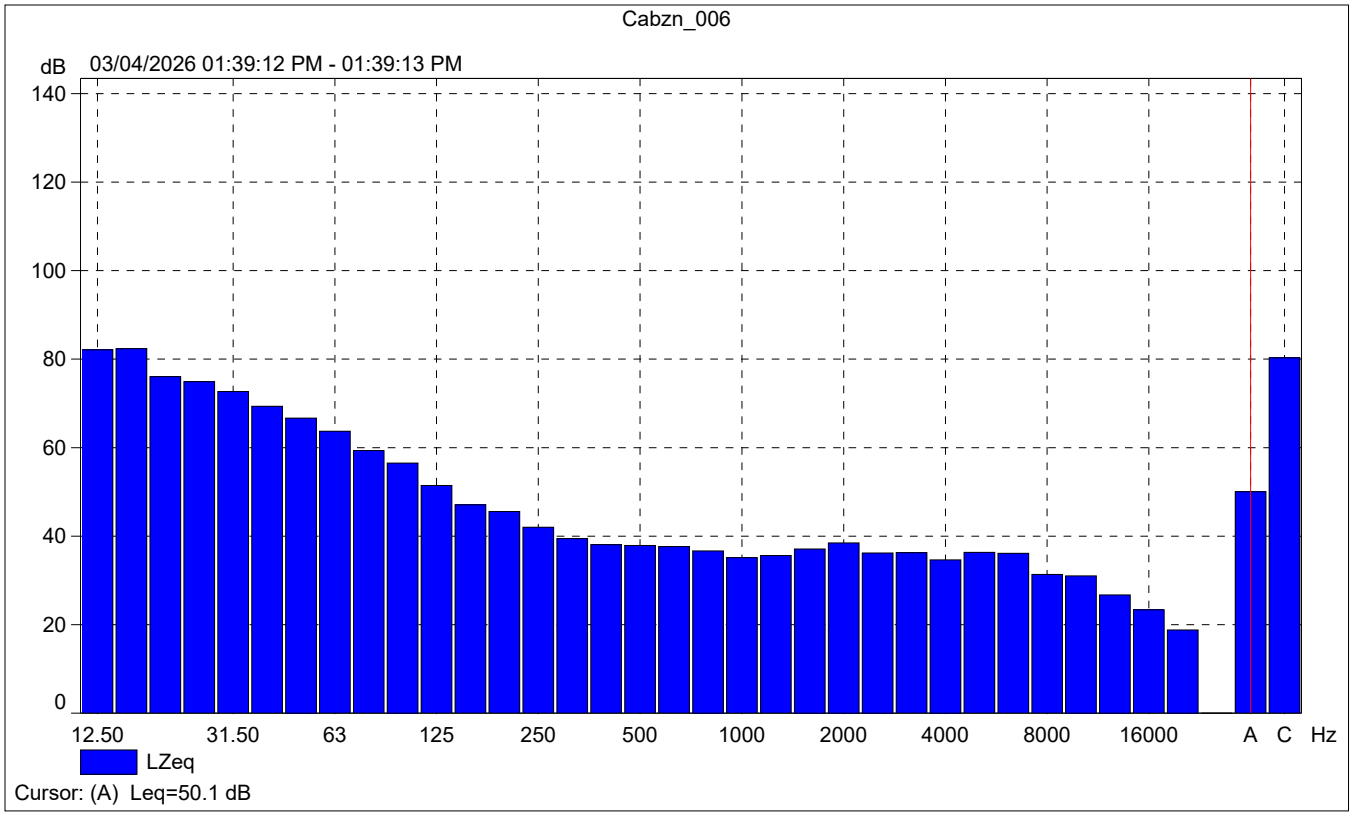
Cabzn_006
dB
03/04/2026 01:39:12 PM - 01:39:13 PM
140
120
100
80
60
40
20
0
12.50
31.50
63
125
250
500
1000
2000
4000
8000
16000
A
C
Hz
LZeq
Cursor: (A) Leq=50.1 dB

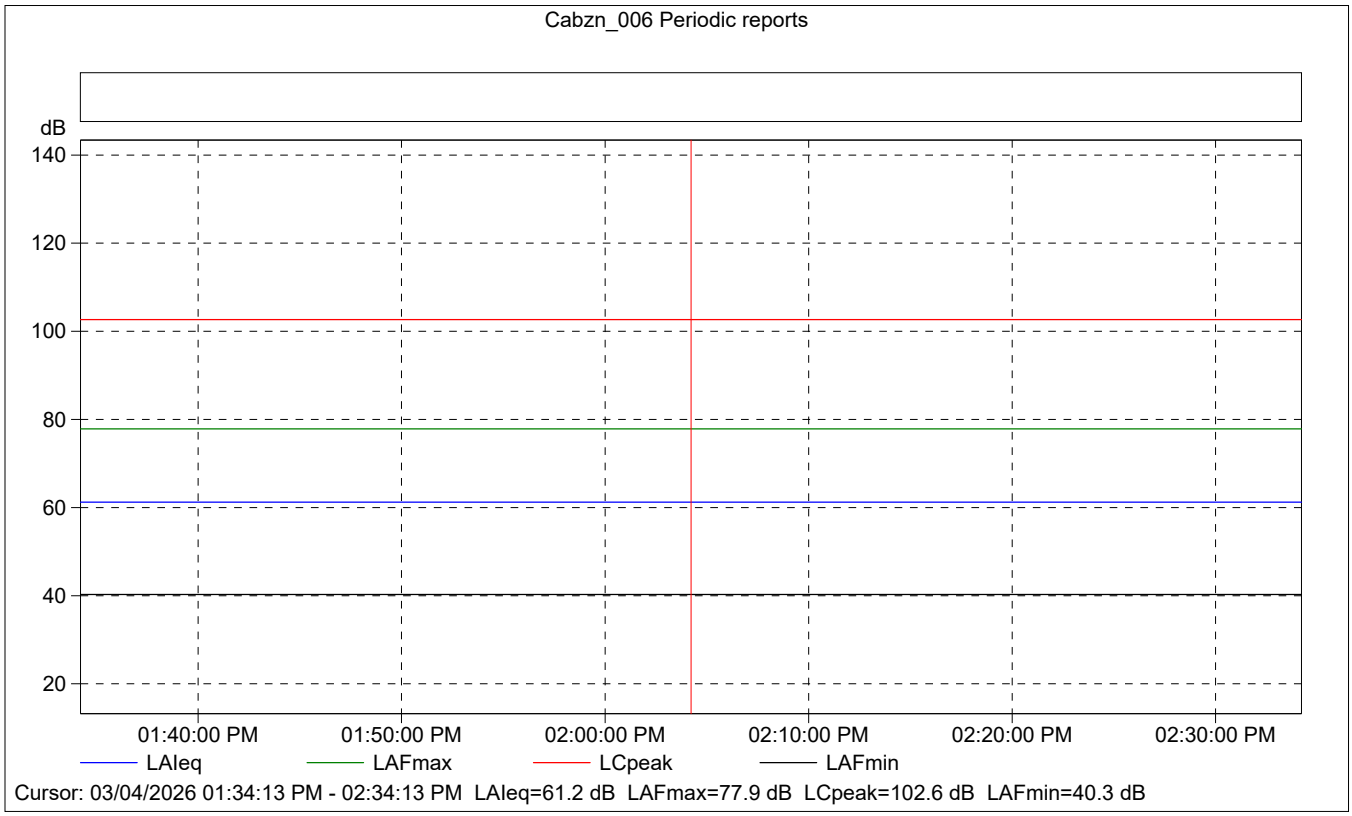
Cabzn_006 Periodic reports
dB
140
120
100
80
60
40
20
01:40:00 PM
01:50:00 PM
02:00:00 PM
02:10:00 PM
02:20:00 PM
02:30:00 PM
LAIeq
LAFmax
LCpeak
LAFmin
Cursor: 03/04/2026 01:34:13 PM - 02:34:13 PM LAIeq=61.2 dB LAFmax=77.9 dB LCpeak=102.6 dB LAFmin=40.3 dB

Cabzn_006 Periodic reports

	Start time	Elapsed time	Overload [%]	LAIeq [dB]	LAFmax [dB]	LAFmin [dB]
Value			0.00	61.2	77.9	40.3
Time	01:34:13 PM	0:10:00				
Date	03/04/2026					

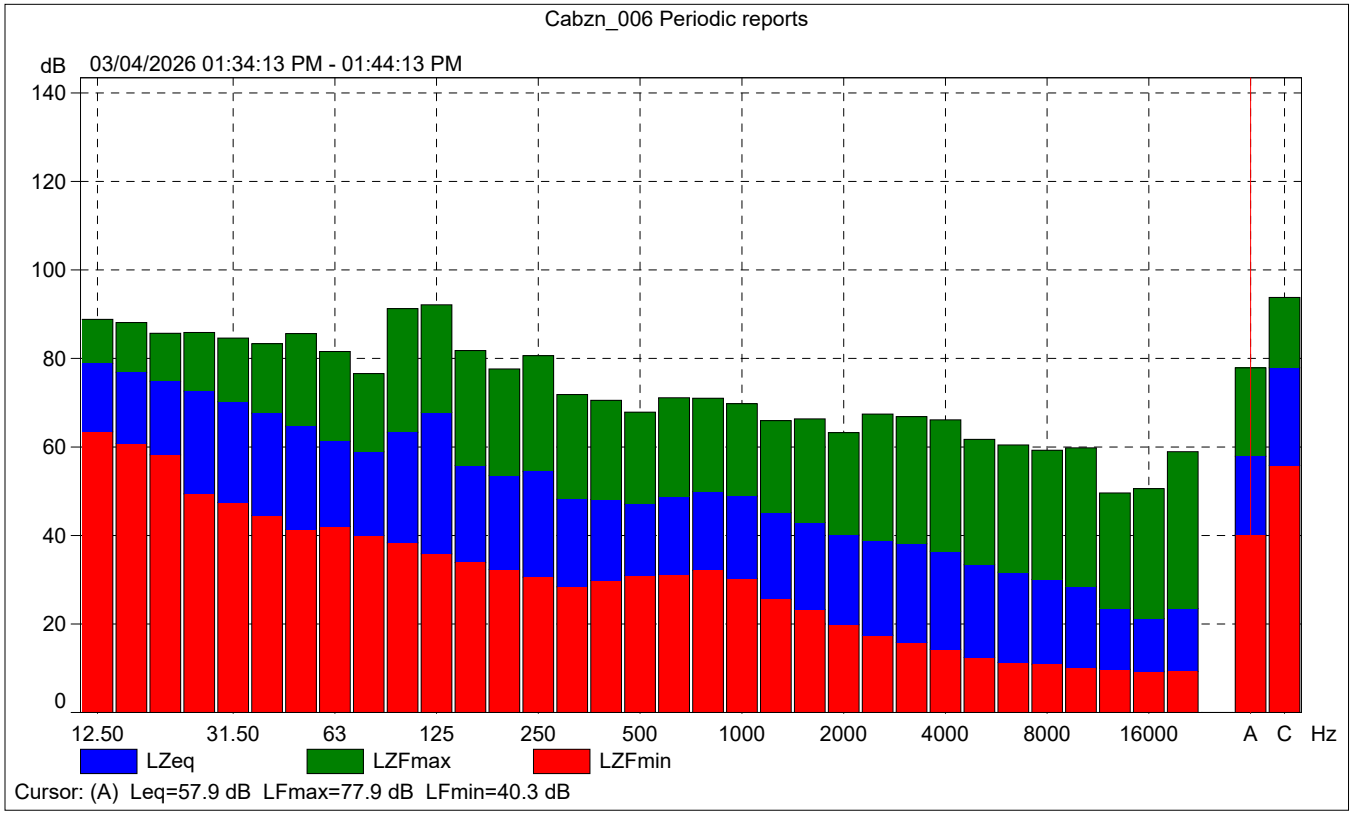

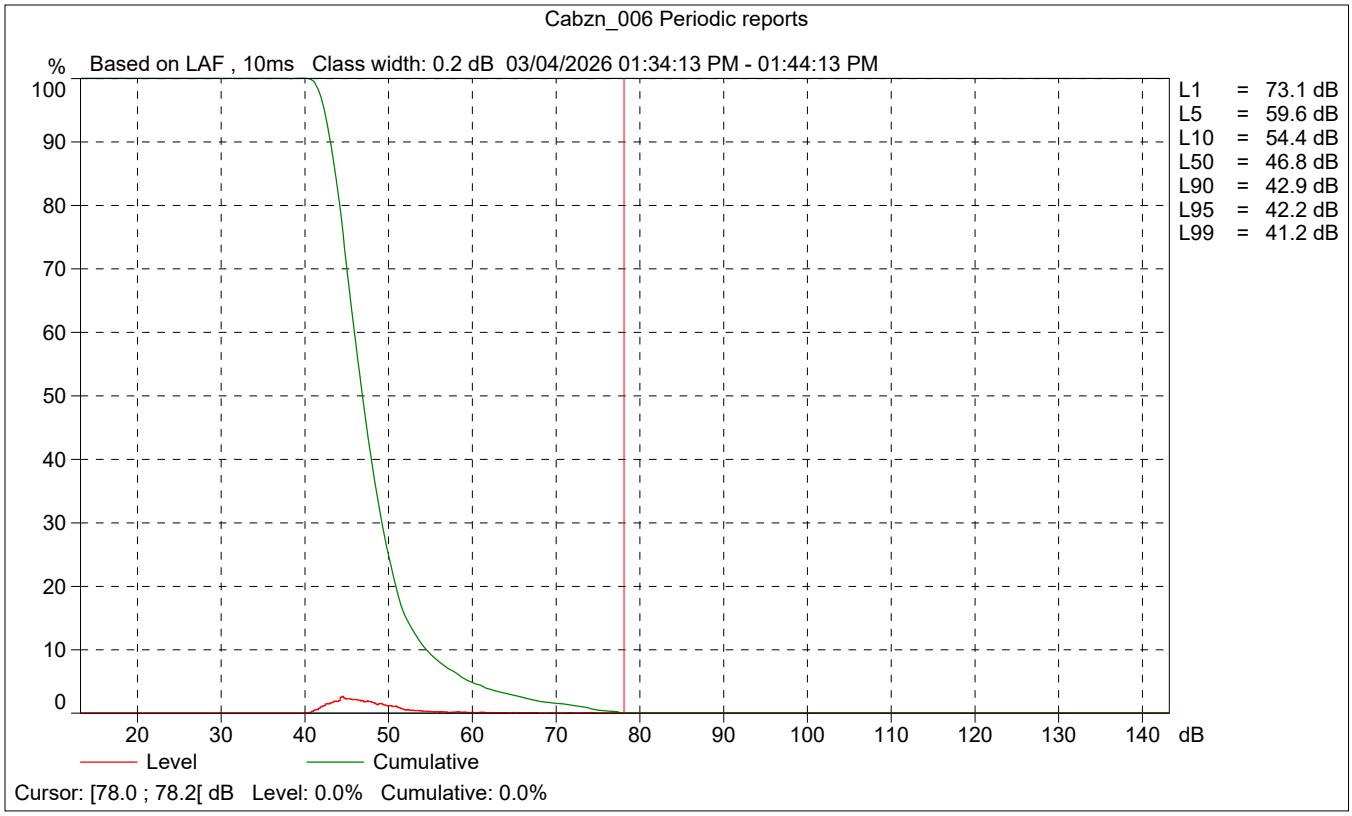
Cabzn_006 Periodic reports
% Based on LAF , 10ms Class width: 0.2 dB 03/04/2026 01:34:13 PM - 01:44:13 PM
100
90
80
70
60
50
40
30
20
10
0
20 30 40 50 60 70 80 90 100 110 120 130 140 dB
L1 = 73.1 dB
L5 = 59.6 dB
L10 = 54.4 dB
L50 = 46.8 dB
L90 = 42.9 dB
L95 = 42.2 dB
L99 = 41.2 dB
Level
Cumulative
Cursor: [78.0 ; 78.2[dB Level: 0.0% Cumulative: 0.0%

Site Number: NM-7		
Recorded By: Darshan Shivaiah		
Job Number: 210869		
Date: 3/04/2026		
Time: 1:49 p.m.		
Location: Intersection of Olive Street and Faryl Avenue		
Source of Ambient Noise: Traffic noise along Olive Street, Faryl Avenue, and Bonita Avenue		
Noise Data		
L_{eq} (dB)	**L_{min} (dB)**	**L_{max} (dB)**
54.6	47.8	65.9

Equipment						
Category	**Type**	**Vendor**	**Model**	**Serial No.**	**Cert. Date**	**Note**
Sound	Sound Level Meter	**Brüel & Kjær**	**2250**	**3011133**	**06/04/2023**	
	Microphone	**Brüel & Kjær**	**4189**	**3086765**	**06/04/2023**	
	Preamp	**Brüel & Kjær**	**ZC 0032**	**25380**	**06/04/2023**	
	Calibrator	**Brüel & Kjær**	**4231**	**2545667**	**06/04/2023**	

Weather Data			
Est.	**Duration:** 10 minutes	**Sky:** Sunny	
	Note: dBA Offset = -0.01	**Sensor Height (ft):** 5 ft	
	Wind Ave Speed (mph / m/s)	**Temperature (degrees Fahrenheit)**	**Barometer Pressure (inches)**
	13 / 5.8	70	29.96

Photo of Measurement Location



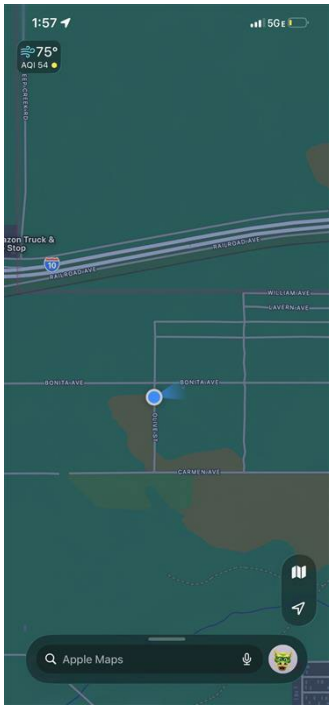

2250

Instrument:		2250
Application:		BZ7225 Version 4.7.6
Start Time:		03/04/2026 13:49:39
End Time:		03/04/2026 13:59:39
Elapsed Time:		00:10:00
Bandwidth:		1/3-octave
Max Input Level:		142.10

	Time	Frequency
Broadband (excl. Peak):	FSI	AC
Broadband Peak:		C
Spectrum:	FS	Z

Instrument Serial Number:		3011133
Microphone Serial Number:		3086765
Input:		Top Socket
Windscreen Correction:		UA-1650
Sound Field Correction:		Free-field

Calibration Time:		03/04/2026 10:39:06
Calibration Type:		External reference
Sensitivity:		43.7501966953278 mV/Pa

Cabzn_007

	Start time	End time	Elapsed time	Overload [%]	LAeq [dB]	LAFmax [dB]	LAFmin [dB]
Value				0.00	54.6	65.9	47.8
Time	01:49:39 PM	01:59:39 PM	0:10:00				
Date	03/04/2026	03/04/2026					

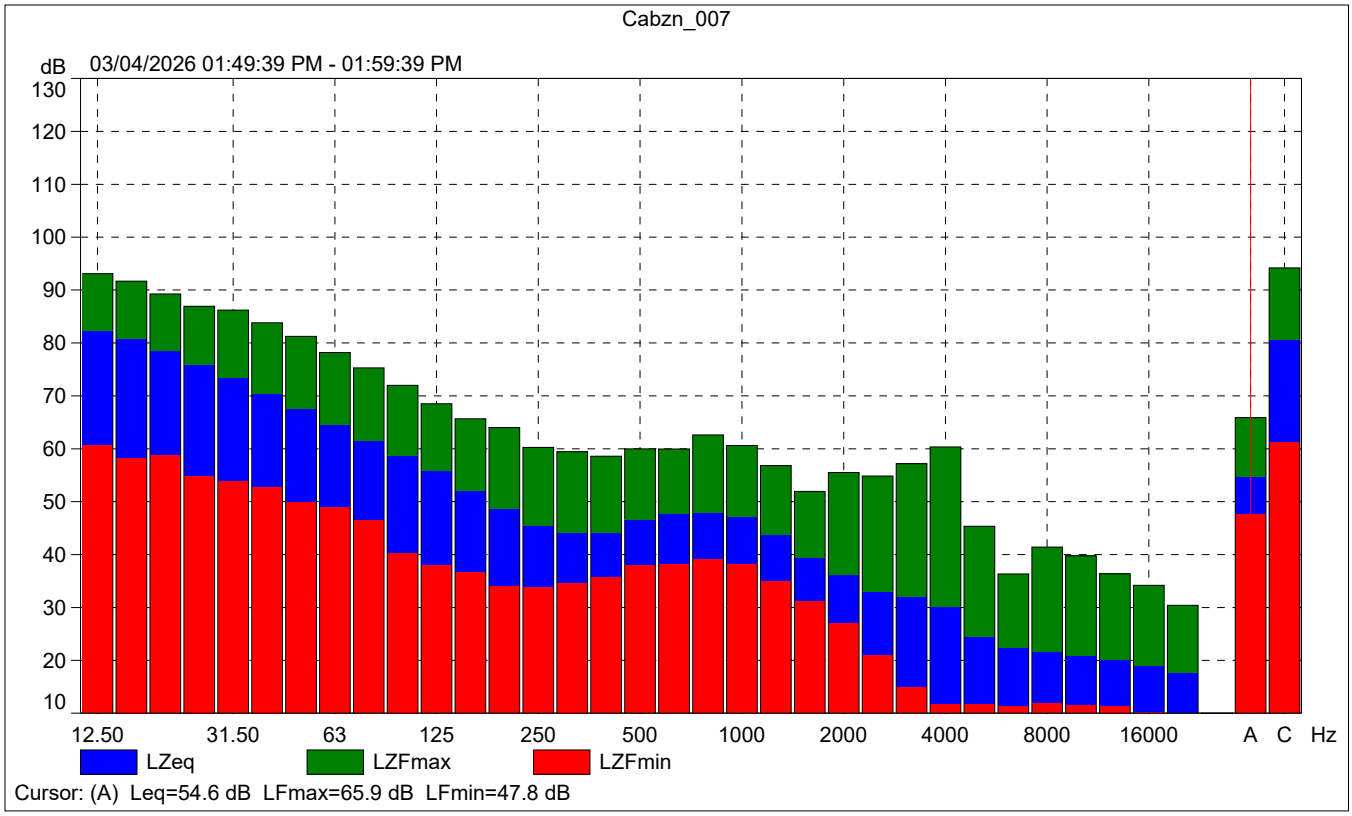
Cabzn_007
dB
03/04/2026 01:49:39 PM - 01:59:39 PM
130
120
110
100
90
80
70
60
50
40
30
20
10
12.50
31.50
63
125
250
500
1000
2000
4000
8000
16000
A
C
Hz
LZeq
LZFmax
LZFmin
Cursor: (A) Leq=54.6 dB LFmax=65.9 dB LFmin=47.8 dB

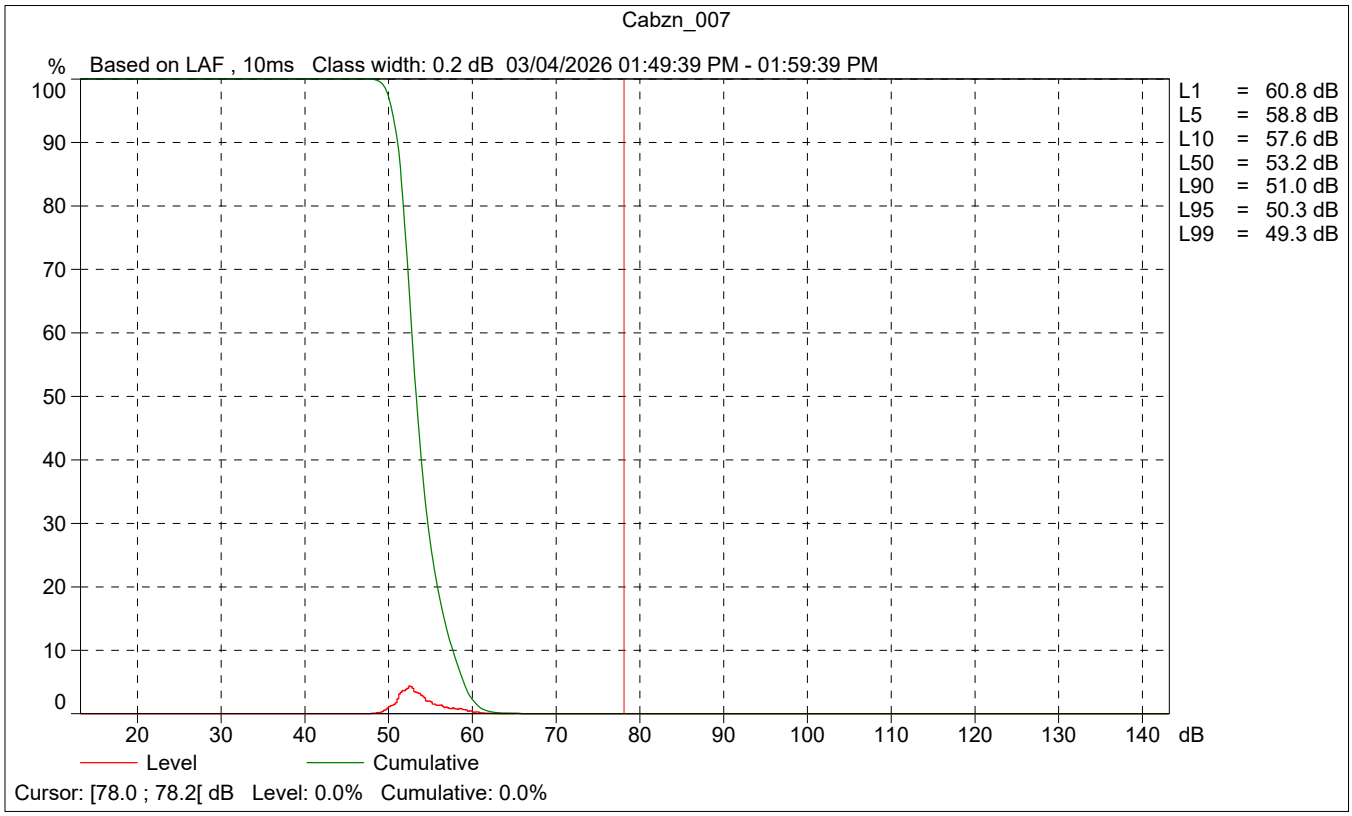
Cabzn_007
%
Based on LAF , 10ms Class width: 0.2 dB 03/04/2026 01:49:39 PM - 01:59:39 PM
100
90
80
70
60
50
40
30
20
10
0
20
30
40
50
60
70
80
90
100
110
120
130
140
dB
L1 = 60.8 dB
L5 = 58.8 dB
L10 = 57.6 dB
L50 = 53.2 dB
L90 = 51.0 dB
L95 = 50.3 dB
L99 = 49.3 dB
Level
Cumulative
Cursor: [78.0 ; 78.2[dB Level: 0.0% Cumulative: 0.0%

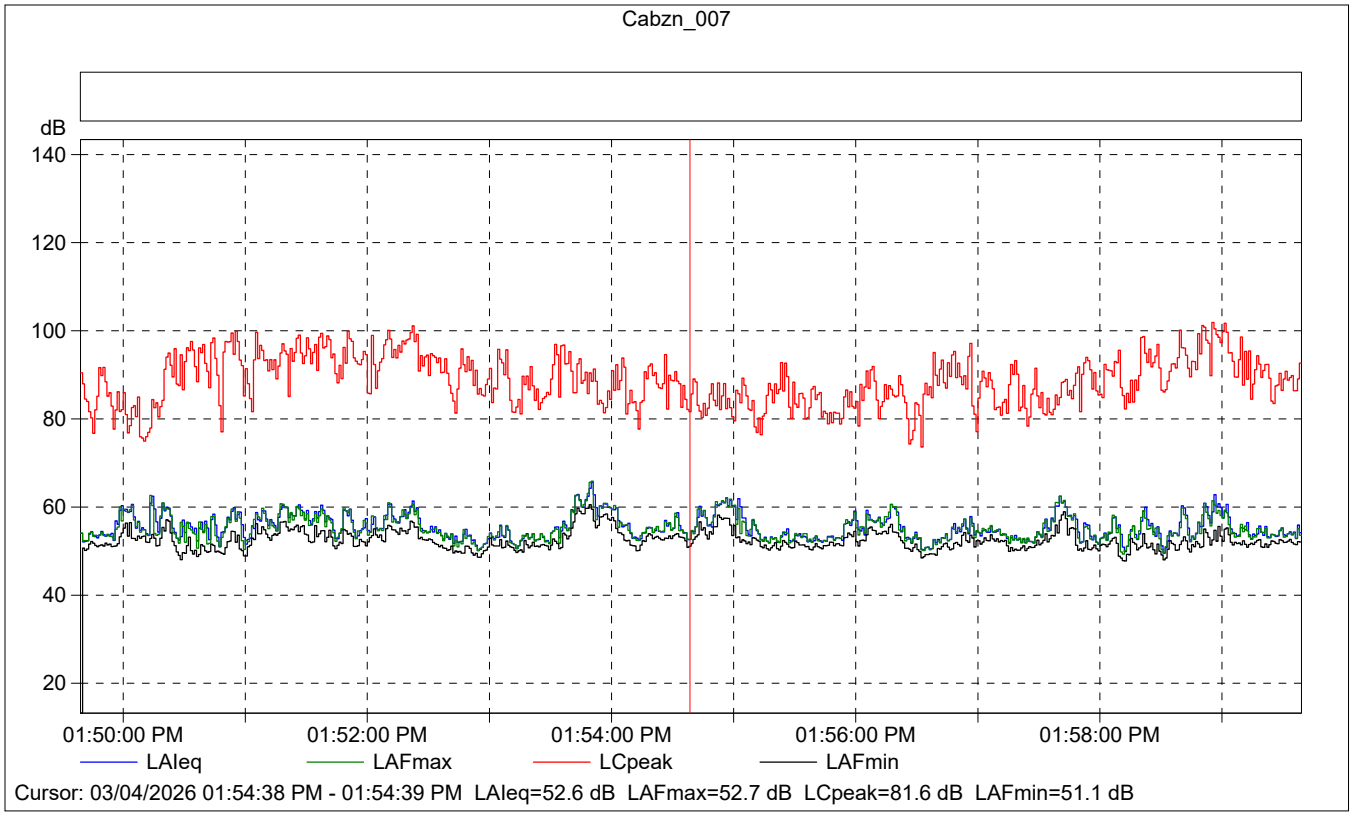

Cabzn_007

	Start time	Elapsed time	Overload [%]	LAIeq [dB]	LAFmax [dB]	LAFmin [dB]
Value			0.00	52.6	52.7	51.1
Time	01:54:38 PM	0:00:01				
Date	03/04/2026					

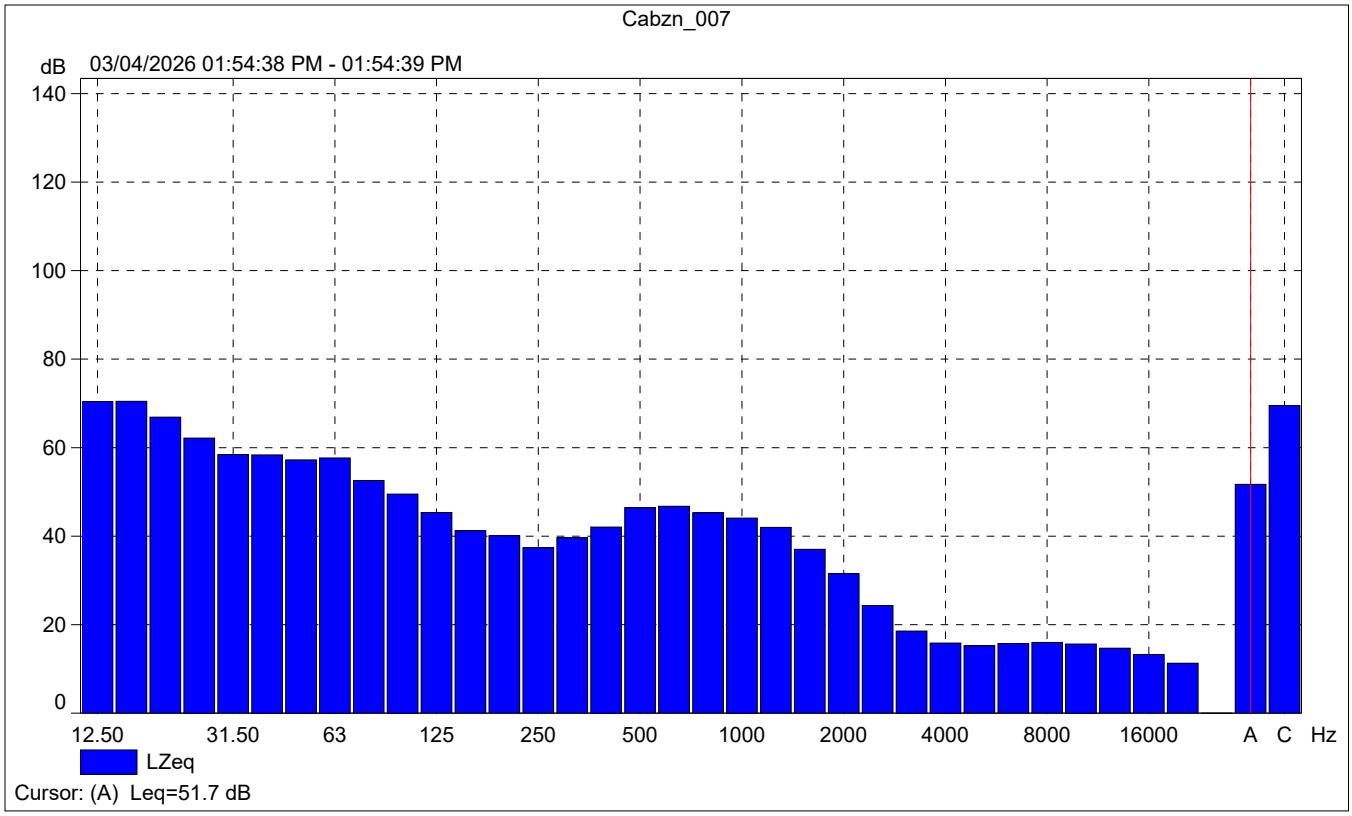
Cabzn_007
dB
03/04/2026 01:54:38 PM - 01:54:39 PM
140
120
100
80
60
40
20
0
12.50
31.50
63
125
250
500
1000
2000
4000
8000
16000
A
C
Hz
LZeq
Cursor: (A) Leq=51.7 dB

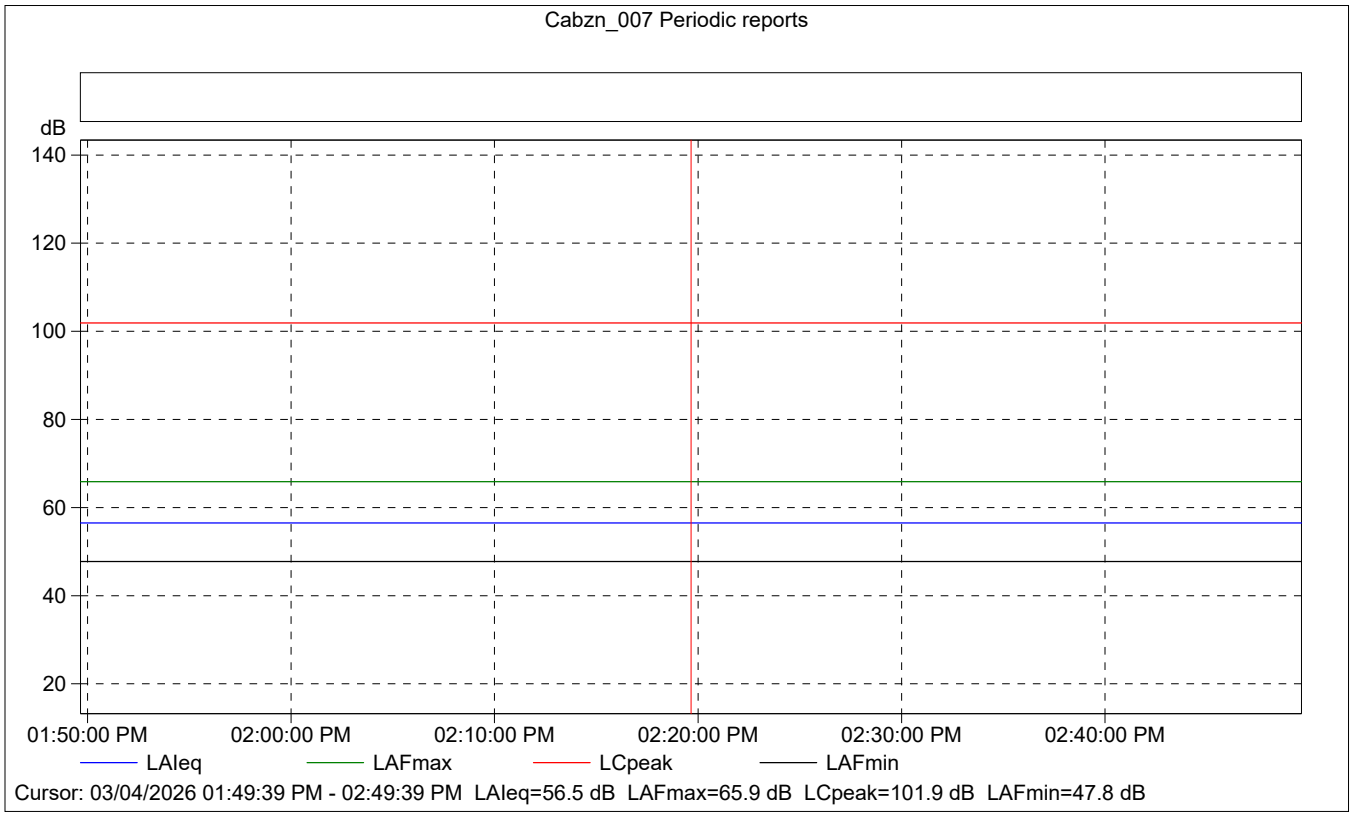
Cabzn_007 Periodic reports
dB
140
120
100
80
60
40
20
01:50:00 PM
02:00:00 PM
02:10:00 PM
02:20:00 PM
02:30:00 PM
02:40:00 PM
LAIeq
LAFmax
LCpeak
LAFmin
Cursor: 03/04/2026 01:49:39 PM - 02:49:39 PM LAIeq=56.5 dB LAFmax=65.9 dB LCpeak=101.9 dB LAFmin=47.8 dB

Cabzn_007 Periodic reports

	Start time	Elapsed time	Overload [%]	LAIeq [dB]	LAFmax [dB]	LAFmin [dB]
Value			0.00	56.5	65.9	47.8
Time	01:49:39 PM	0:10:00				
Date	03/04/2026					

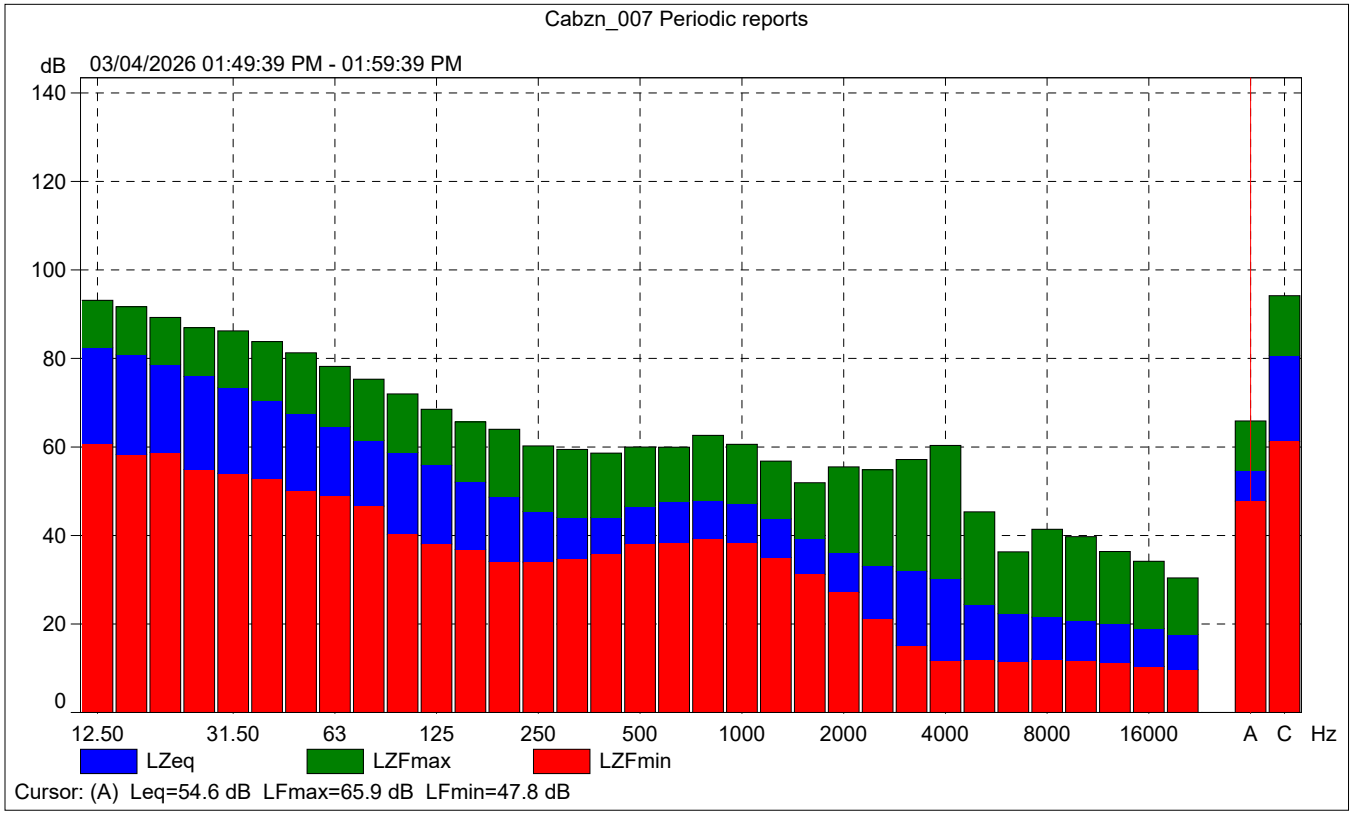

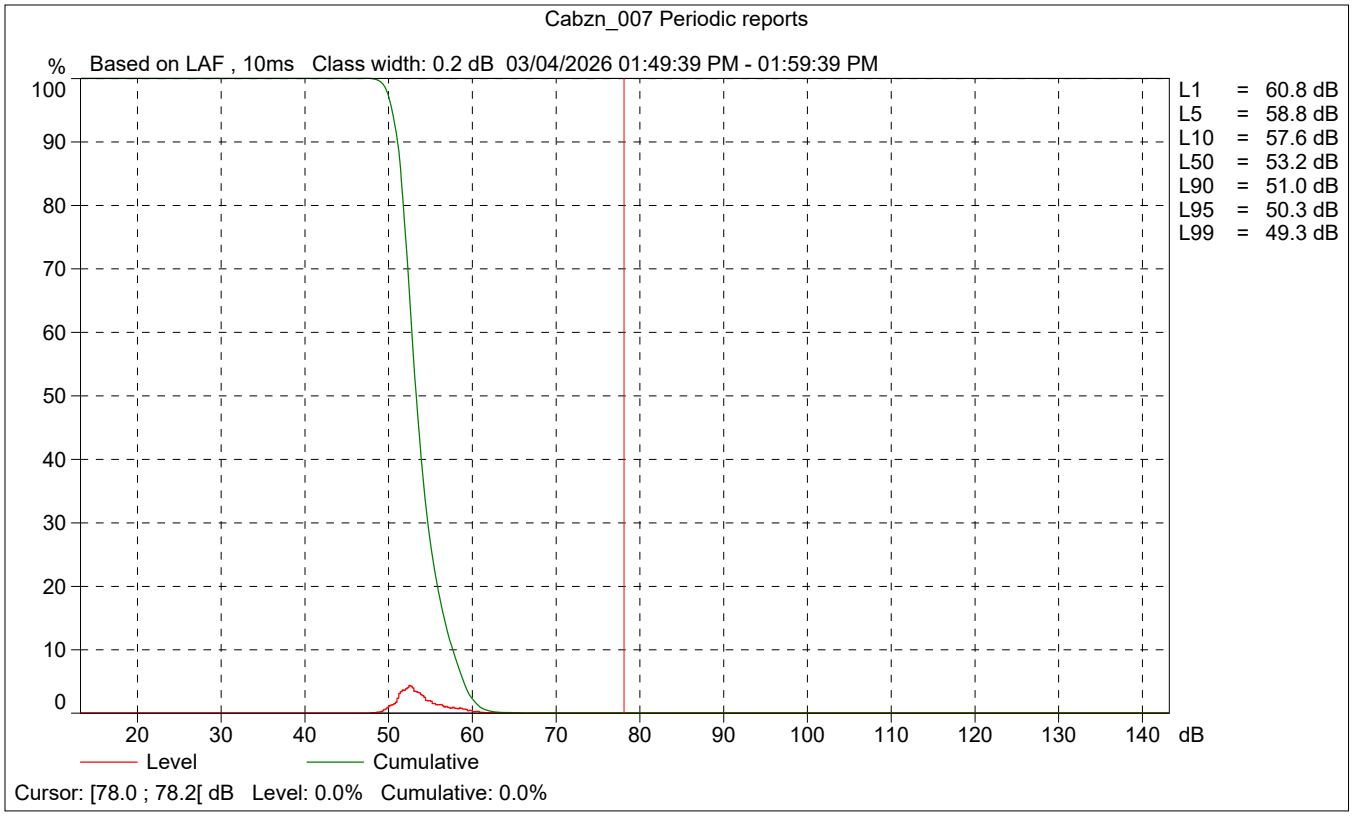
Cabzn_007 Periodic reports
% Based on LAF , 10ms Class width: 0.2 dB 03/04/2026 01:49:39 PM - 01:59:39 PM
100
90
80
70
60
50
40
30
20
10
0
20 30 40 50 60 70 80 90 100 110 120 130 140 dB
L1 = 60.8 dB
L5 = 58.8 dB
L10 = 57.6 dB
L50 = 53.2 dB
L90 = 51.0 dB
L95 = 50.3 dB
L99 = 49.3 dB
Level
Cumulative
Cursor: [78.0 ; 78.2[dB Level: 0.0% Cumulative: 0.0%

Site Number: NM-8		
Recorded By: Darshan Shivaiah		
Job Number: 210869		
Date: 3/04/2026		
Time: 2:06 p.m.		
Location: Intersection of Elm Street and Ella Avenue		
Source of Ambient Noise: Traffic noise along Elm Street and Ella Avenue		
Noise Data		
L_{eq} (dB)	**L_{min} (dB)**	**L_{max} (dB)**
55.1	44.9	74.3

Equipment						
Category	**Type**	**Vendor**	**Model**	**Serial No.**	**Cert. Date**	**Note**
Sound	Sound Level Meter	**Brüel & Kjær**	**2250**	**3011133**	**06/04/2023**	
	Microphone	**Brüel & Kjær**	**4189**	**3086765**	**06/04/2023**	
	Preamp	**Brüel & Kjær**	**ZC 0032**	**25380**	**06/04/2023**	
	Calibrator	**Brüel & Kjær**	**4231**	**2545667**	**06/04/2023**	

Weather Data			
Est.	**Duration:** 10 minutes	**Sky:** Sunny	
	Note: dBA Offset = -0.01	**Sensor Height (ft):** 5 ft	
	Wind Ave Speed (mph / m/s)	**Temperature (degrees Fahrenheit)**	**Barometer Pressure (inches)**
	13 / 5.8	70	29.96

Photo of Measurement Location



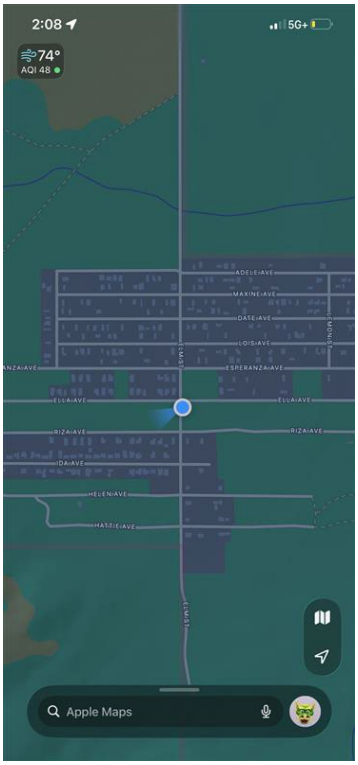

2250

Instrument:		2250
Application:		BZ7225 Version 4.7.6
Start Time:		03/04/2026 14:06:40
End Time:		03/04/2026 14:16:40
Elapsed Time:		00:10:00
Bandwidth:		1/3-octave
Max Input Level:		142.10

	Time	Frequency
Broadband (excl. Peak):	FSI	AC
Broadband Peak:		C
Spectrum:	FS	Z

Instrument Serial Number:		3011133
Microphone Serial Number:		3086765
Input:		Top Socket
Windscreen Correction:		UA-1650
Sound Field Correction:		Free-field

Calibration Time:		03/04/2026 10:39:06
Calibration Type:		External reference
Sensitivity:		43.7501966953278 mV/Pa

Cabzn_008

	Start time	End time	Elapsed time	Overload [%]	LAeq [dB]	LAFmax [dB]	LAFmin [dB]
Value				0.00	55.1	74.3	44.9
Time	02:06:40 PM	02:16:40 PM	0:10:00				
Date	03/04/2026	03/04/2026					

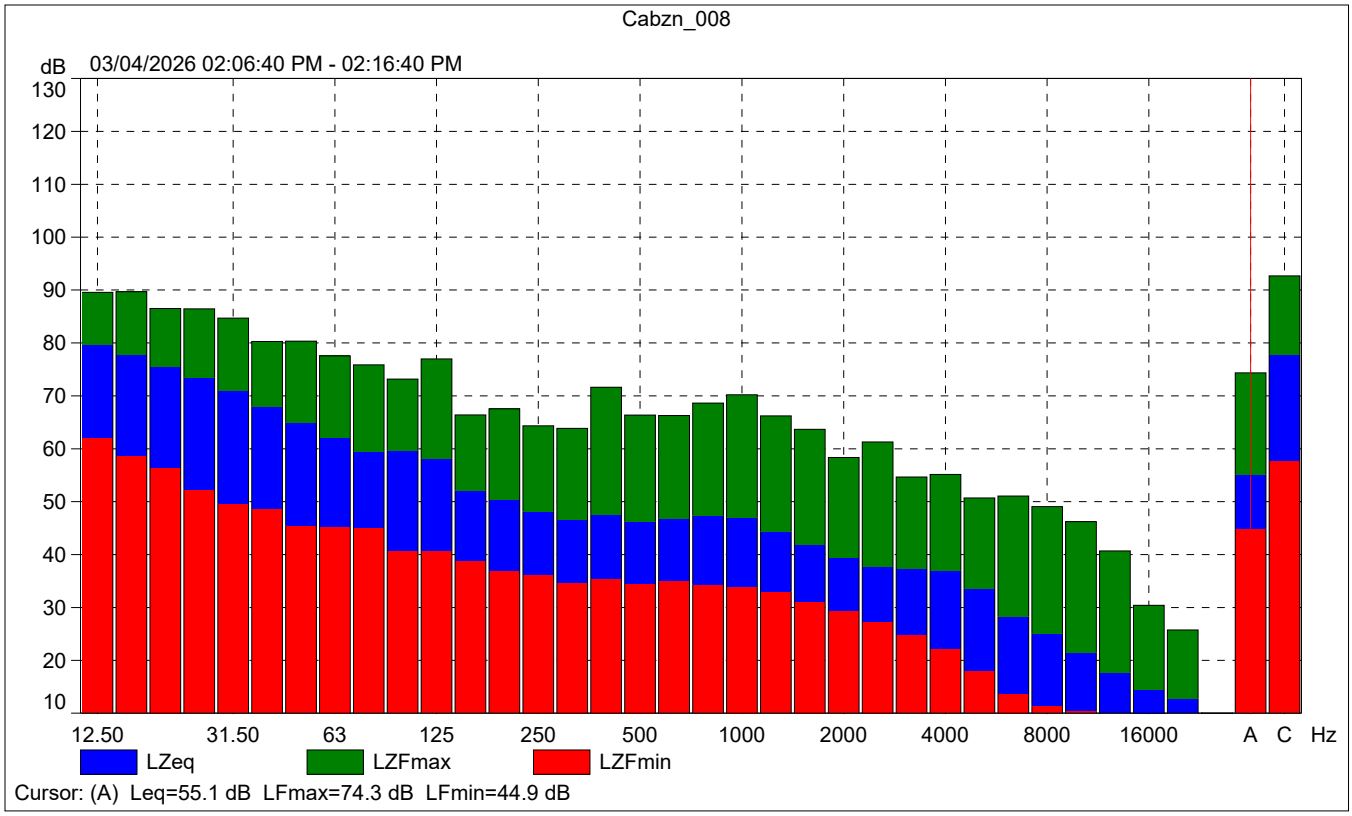
Cabzn_008
dB
03/04/2026 02:06:40 PM - 02:16:40 PM
130
120
110
100
90
80
70
60
50
40
30
20
10
12.50
31.50
63
125
250
500
1000
2000
4000
8000
16000
A
C
Hz
LZeq
LZFmax
LZFmin
Cursor: (A) Leq=55.1 dB LFmax=74.3 dB LFmin=44.9 dB

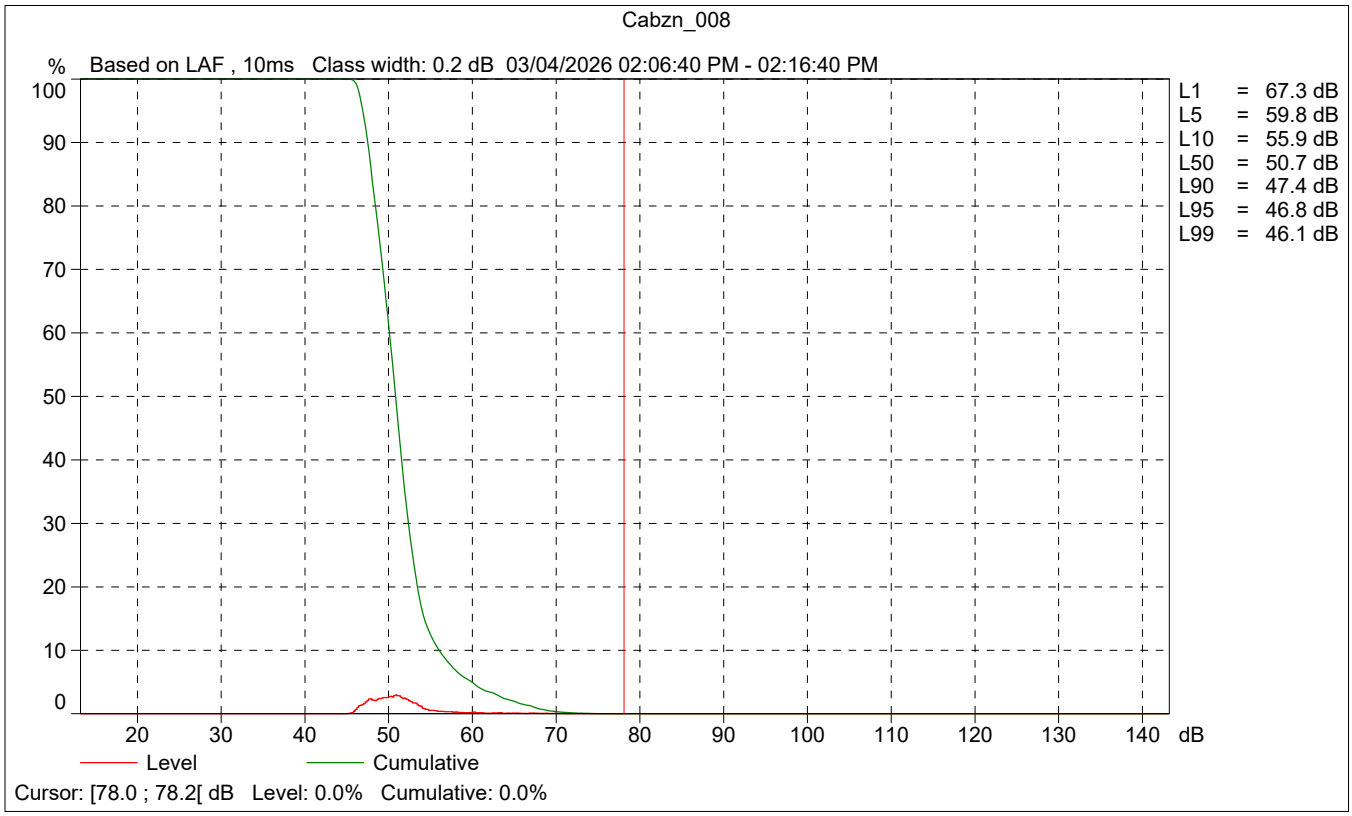
Cabzn_008
%
Based on LAF , 10ms Class width: 0.2 dB 03/04/2026 02:06:40 PM - 02:16:40 PM
100
90
80
70
60
50
40
30
20
10
0
20
30
40
50
60
70
80
90
100
110
120
130
140
dB
L1 = 67.3 dB
L5 = 59.8 dB
L10 = 55.9 dB
L50 = 50.7 dB
L90 = 47.4 dB
L95 = 46.8 dB
L99 = 46.1 dB
Level
Cumulative
Cursor: [78.0 ; 78.2[dB Level: 0.0% Cumulative: 0.0%

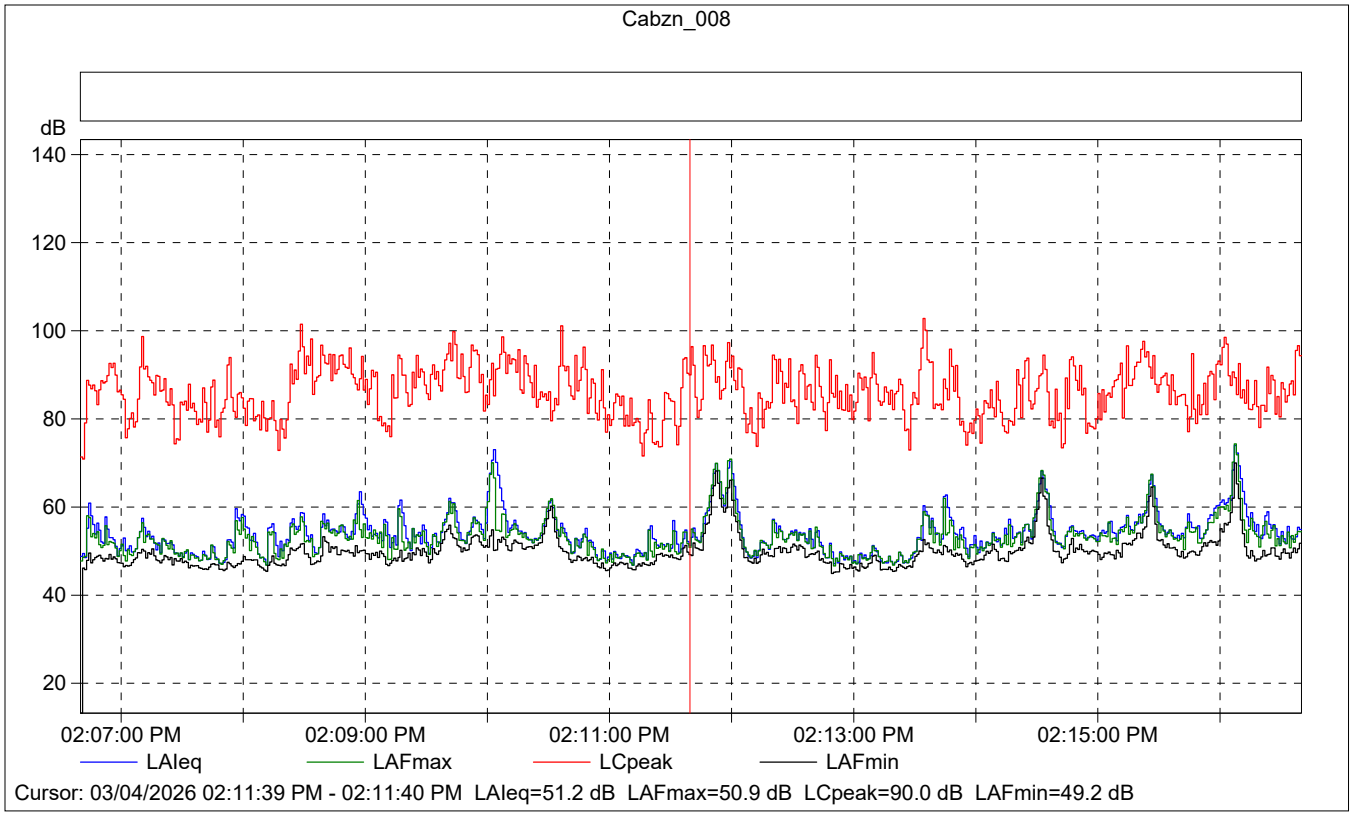

Cabzn_008

	Start time	Elapsed time	Overload [%]	LAIeq [dB]	LAFmax [dB]	LAFmin [dB]
Value			0.00	51.2	50.9	49.2
Time	02:11:39 PM	0:00:01				
Date	03/04/2026					

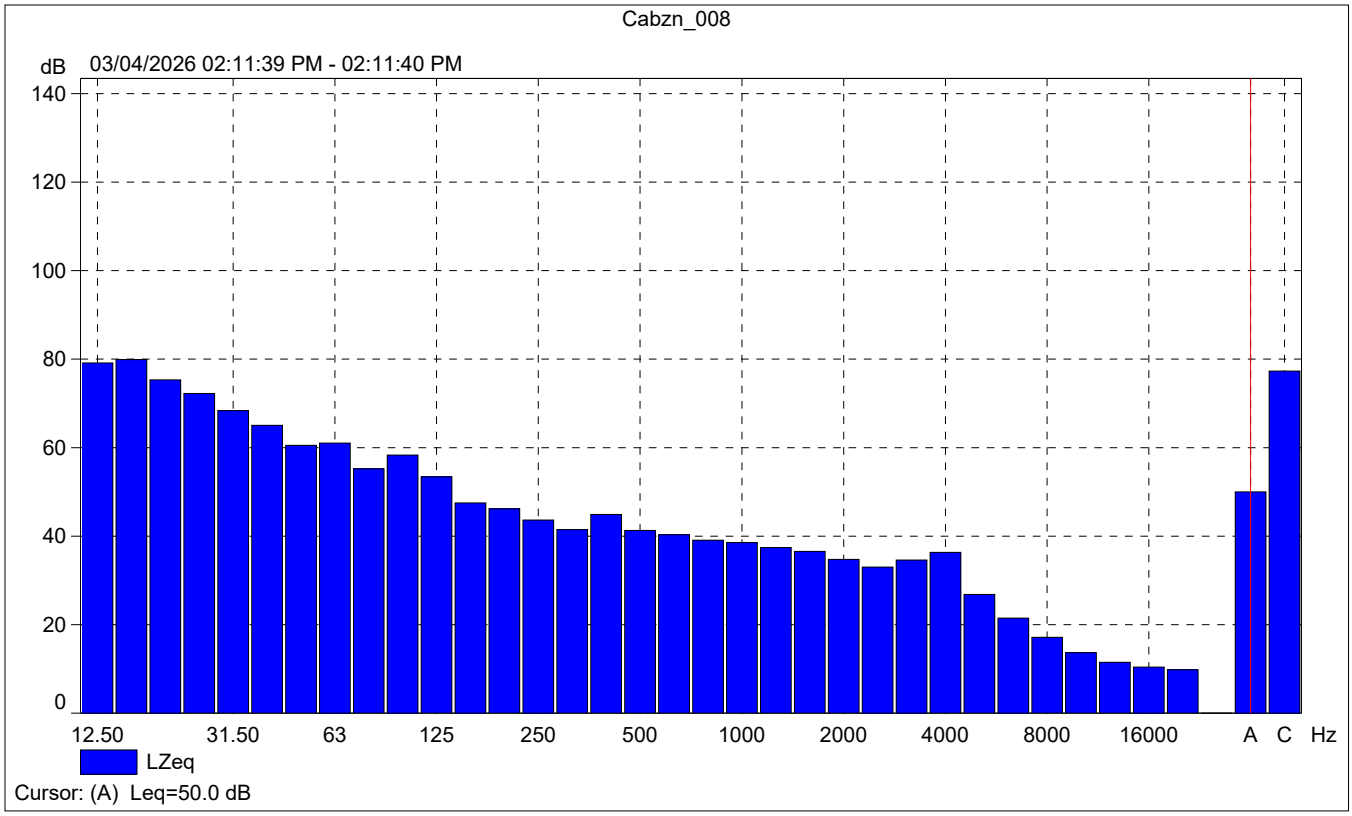
Cabzn_008
dB
03/04/2026 02:11:39 PM - 02:11:40 PM
140
120
100
80
60
40
20
0
12.50
31.50
63
125
250
500
1000
2000
4000
8000
16000
A
C
Hz
LZeq
Cursor: (A) Leq=50.0 dB

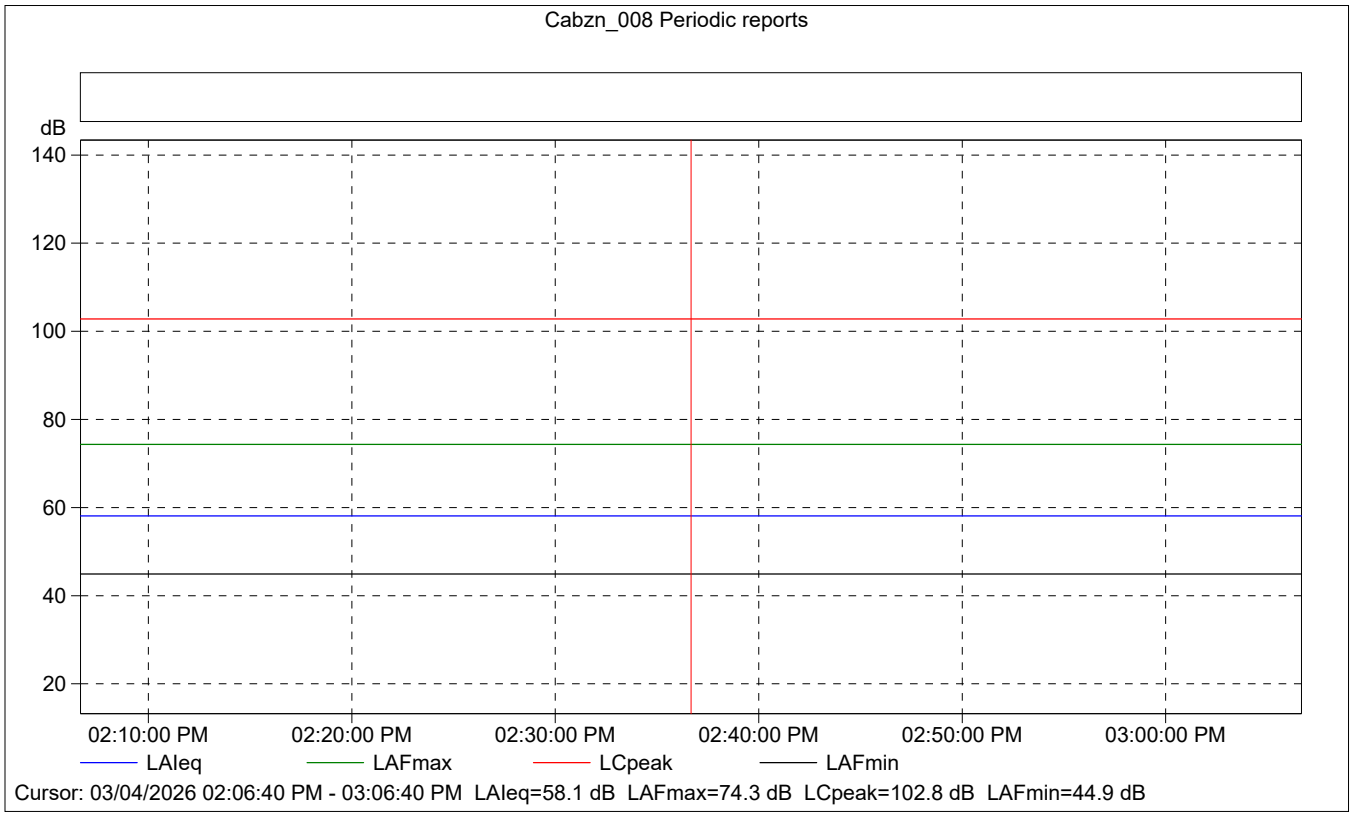
Cabzn_008 Periodic reports
dB
140
120
100
80
60
40
20
02:10:00 PM
02:20:00 PM
02:30:00 PM
02:40:00 PM
02:50:00 PM
03:00:00 PM
LAIeq
LAFmax
LCpeak
LAFmin
Cursor: 03/04/2026 02:06:40 PM - 03:06:40 PM LAIeq=58.1 dB LAFmax=74.3 dB LCpeak=102.8 dB LAFmin=44.9 dB

Cabzn_008 Periodic reports

	Start time	Elapsed time	Overload [%]	LAIeq [dB]	LAFmax [dB]	LAFmin [dB]
Value			0.00	58.1	74.3	44.9
Time	02:06:40 PM	0:10:00				
Date	03/04/2026					

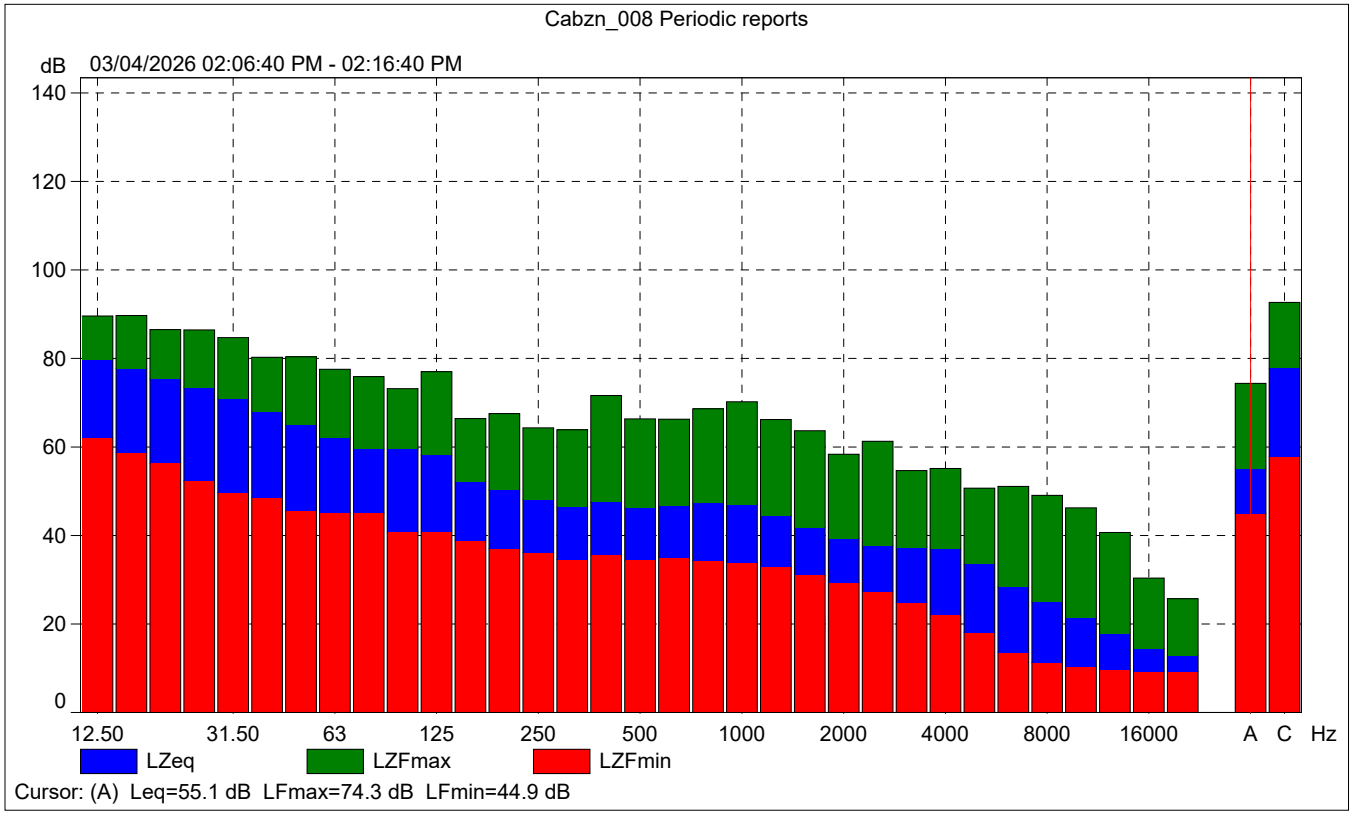

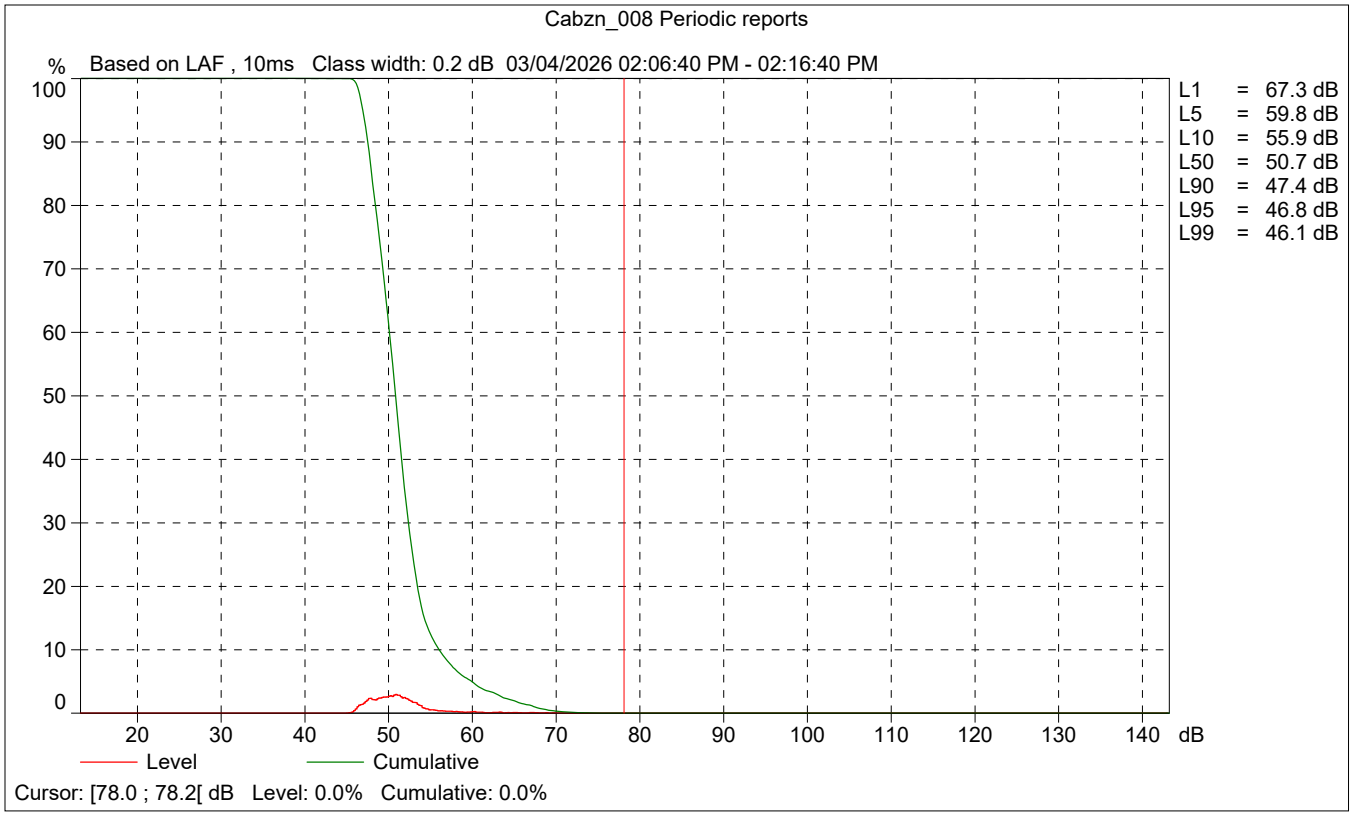
Cabzn_008 Periodic reports
% Based on LAF , 10ms Class width: 0.2 dB 03/04/2026 02:06:40 PM - 02:16:40 PM
100
90
80
70
60
50
40
30
20
10
0
20 30 40 50 60 70 80 90 100 110 120 130 140 dB
L1 = 67.3 dB
L5 = 59.8 dB
L10 = 55.9 dB
L50 = 50.7 dB
L90 = 47.4 dB
L95 = 46.8 dB
L99 = 46.1 dB
Level
Cumulative
Cursor: [78.0 ; 78.2[dB Level: 0.0% Cumulative: 0.0%

Site Number: NM-9		
Recorded By: Darshan Shivaiah		
Job Number: 210869		
Date: 3/04/2026		
Time: 2:29 p.m.		
Location: At the east end of Seminole Drive		
Source of Ambient Noise: Traffic along Seminole Drive and the Redlands Freeway		
Noise Data		
L_{eq} (dB)	**L_{min} (dB)**	**L_{max} (dB)**
63.2	57.9	71.4

Equipment						
Category	**Type**	**Vendor**	**Model**	**Serial No.**	**Cert. Date**	**Note**
Sound	Sound Level Meter	**Brüel & Kjær**	**2250**	**3011133**	**06/04/2023**	
	Microphone	**Brüel & Kjær**	**4189**	**3086765**	**06/04/2023**	
	Preamp	**Brüel & Kjær**	**ZC 0032**	**25380**	**06/04/2023**	
	Calibrator	**Brüel & Kjær**	**4231**	**2545667**	**06/04/2023**	

Weather Data			
Est.	**Duration:** 10 minutes	**Sky:** Sunny	
	Note: dBA Offset = -0.01	**Sensor Height (ft):** 5 ft	
	Wind Ave Speed (mph / m/s)	**Temperature (degrees Fahrenheit)**	**Barometer Pressure (inches)**
	13 / 5.8	70	29.96

Photo of Measurement Location



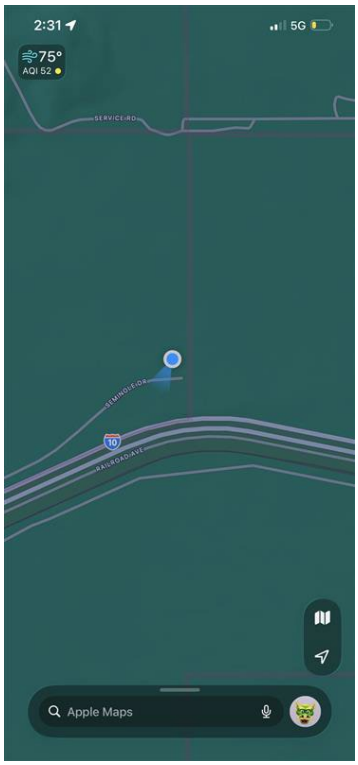

2250

Instrument:		2250
Application:		BZ7225 Version 4.7.6
Start Time:		03/04/2026 14:29:47
End Time:		03/04/2026 14:39:47
Elapsed Time:		00:10:00
Bandwidth:		1/3-octave
Max Input Level:		142.10

	Time	Frequency
Broadband (excl. Peak):	FSI	AC
Broadband Peak:		C
Spectrum:	FS	Z

Instrument Serial Number:		3011133
Microphone Serial Number:		3086765
Input:		Top Socket
Windscreen Correction:		UA-1650
Sound Field Correction:		Free-field

Calibration Time:		03/04/2026 10:39:06
Calibration Type:		External reference
Sensitivity:		43.7501966953278 mV/Pa

Cabzn_009

	Start time	End time	Elapsed time	Overload [%]	LAeq [dB]	LAFmax [dB]	LAFmin [dB]
Value				0.00	63.2	71.4	57.9
Time	02:29:47 PM	02:39:47 PM	0:10:00				
Date	03/04/2026	03/04/2026					

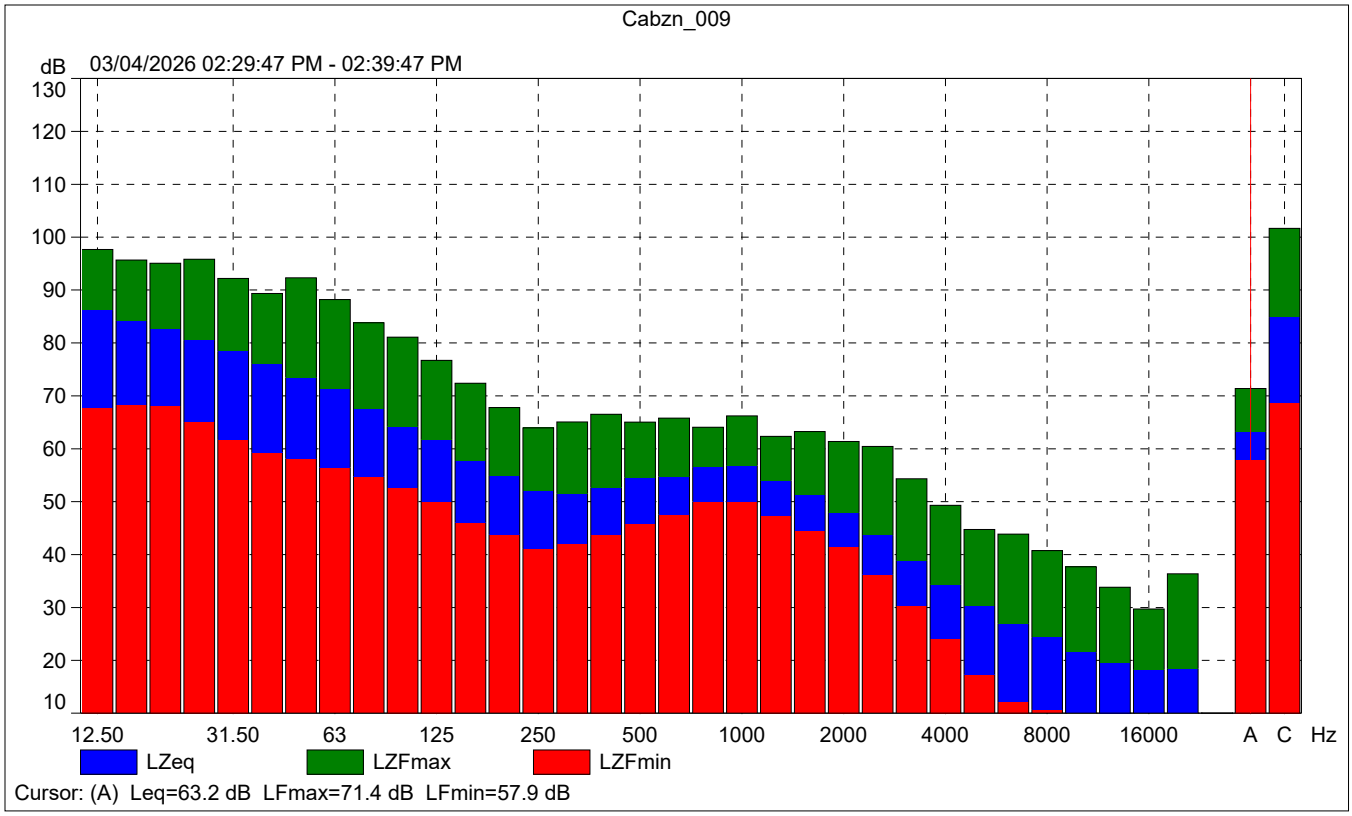
Cabzn_009
dB
03/04/2026 02:29:47 PM - 02:39:47 PM
130
120
110
100
90
80
70
60
50
40
30
20
10
12.50
31.50
63
125
250
500
1000
2000
4000
8000
16000
A
C
Hz
LZeq
LZFmax
LZFmin
Cursor: (A) Leq=63.2 dB LFmax=71.4 dB LFmin=57.9 dB

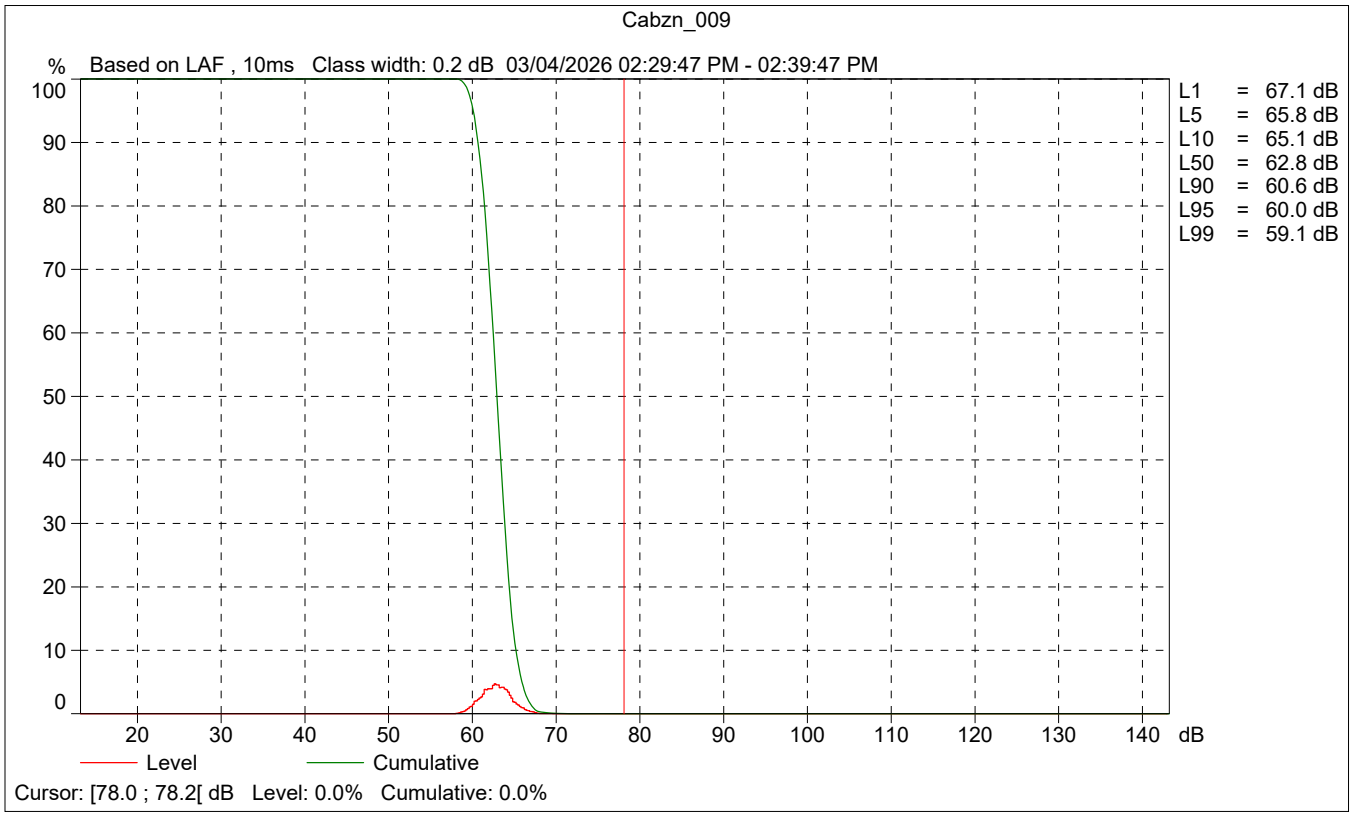
Cabzn_009
%
Based on LAF , 10ms Class width: 0.2 dB 03/04/2026 02:29:47 PM - 02:39:47 PM
100
90
80
70
60
50
40
30
20
10
0
20
30
40
50
60
70
80
90
100
110
120
130
140
dB
L1 = 67.1 dB
L5 = 65.8 dB
L10 = 65.1 dB
L50 = 62.8 dB
L90 = 60.6 dB
L95 = 60.0 dB
L99 = 59.1 dB
Level
Cumulative
Cursor: [78.0 ; 78.2[dB Level: 0.0% Cumulative: 0.0%

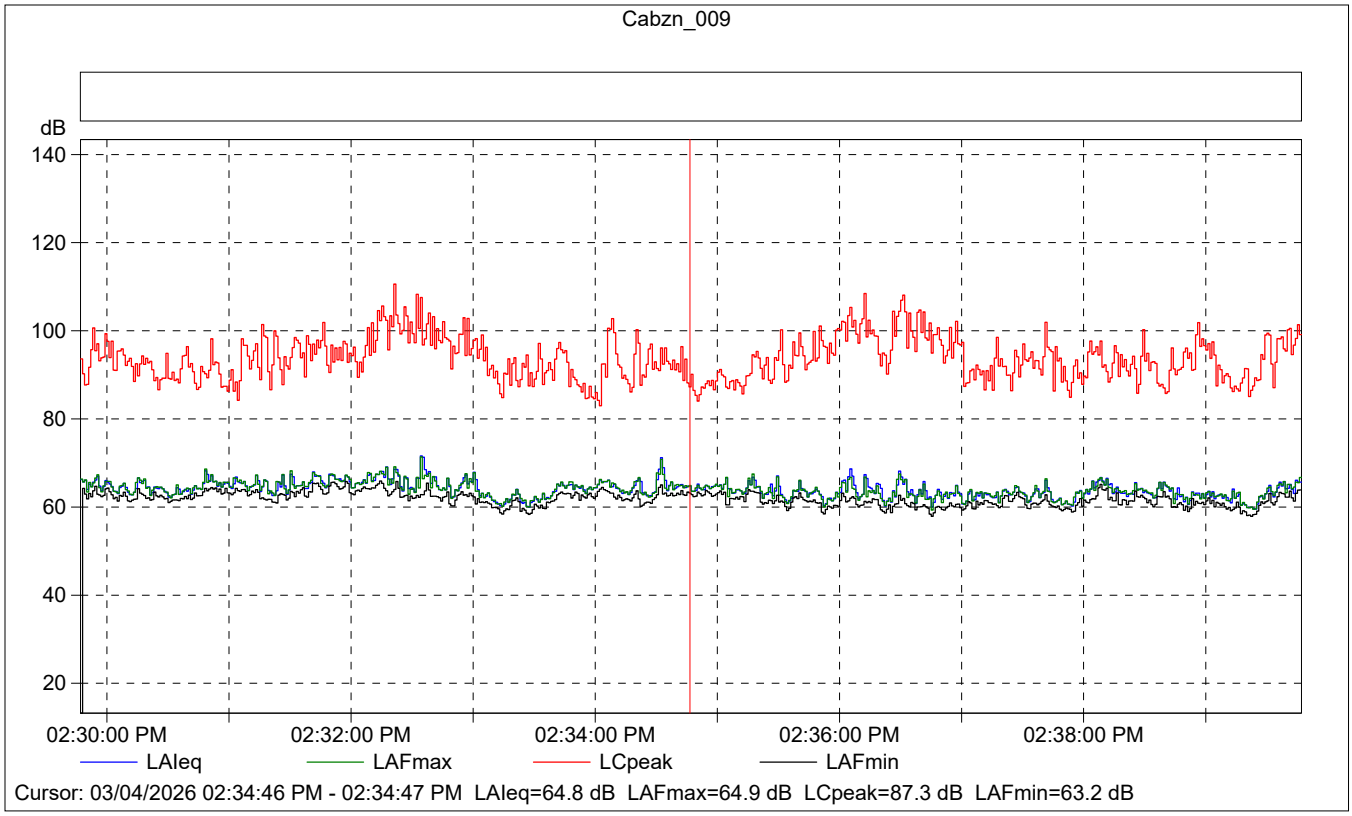

Cabzn_009

	Start time	Elapsed time	Overload [%]	LAIeq [dB]	LAFmax [dB]	LAFmin [dB]
Value			0.00	64.8	64.9	63.2
Time	02:34:46 PM	0:00:01				
Date	03/04/2026					

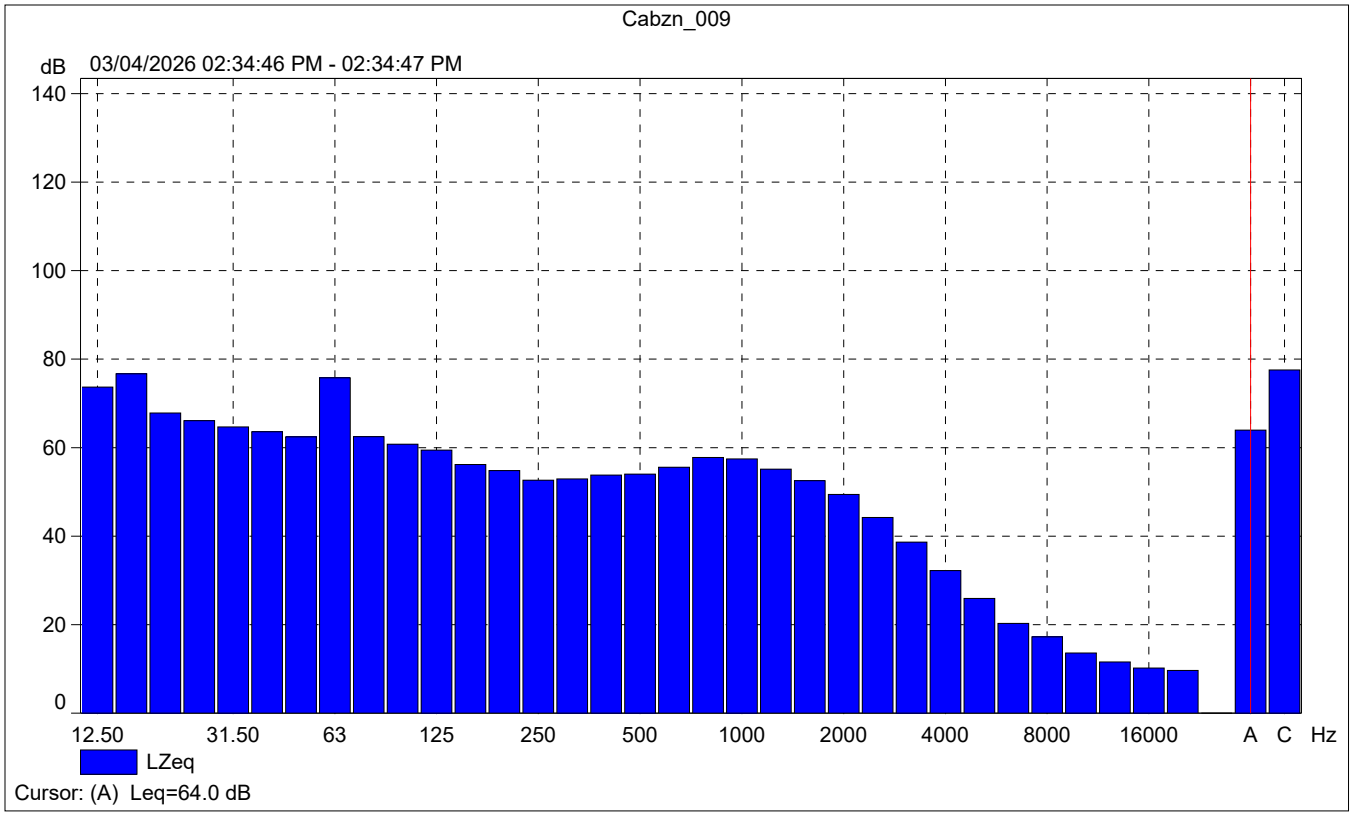
Cabzn_009
dB
03/04/2026 02:34:46 PM - 02:34:47 PM
140
120
100
80
60
40
20
0
12.50
31.50
63
125
250
500
1000
2000
4000
8000
16000
A
C
Hz
LZeq
Cursor: (A) Leq=64.0 dB

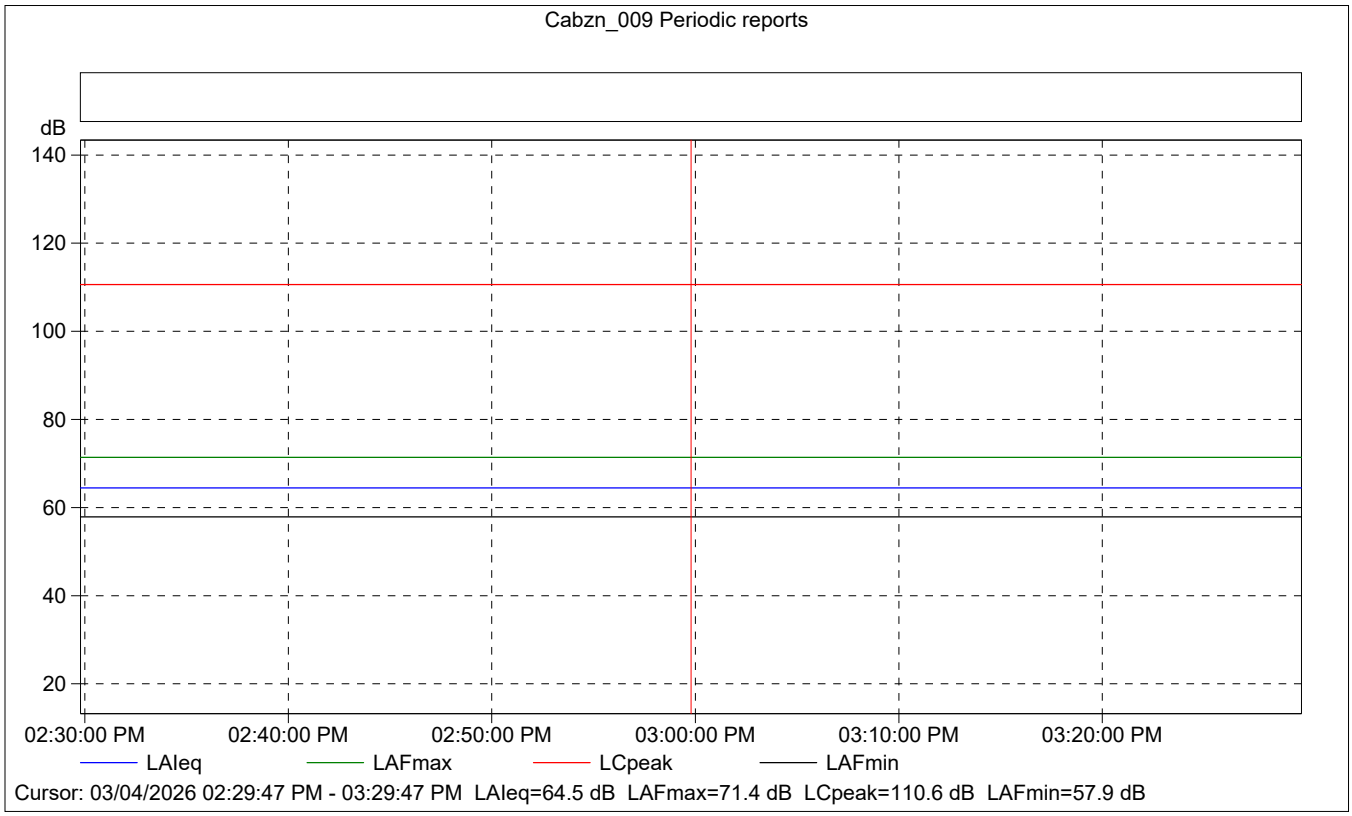
Cabzn_009 Periodic reports
dB
140
120
100
80
60
40
20
02:30:00 PM
02:40:00 PM
02:50:00 PM
03:00:00 PM
03:10:00 PM
03:20:00 PM
LAIeq
LAFmax
LCpeak
LAFmin
Cursor: 03/04/2026 02:29:47 PM - 03:29:47 PM LAIeq=64.5 dB LAFmax=71.4 dB LCpeak=110.6 dB LAFmin=57.9 dB

Cabzn_009 Periodic reports

	Start time	Elapsed time	Overload [%]	LAIeq [dB]	LAFmax [dB]	LAFmin [dB]
Value			0.00	64.5	71.4	57.9
Time	02:29:47 PM	0:10:00				
Date	03/04/2026					

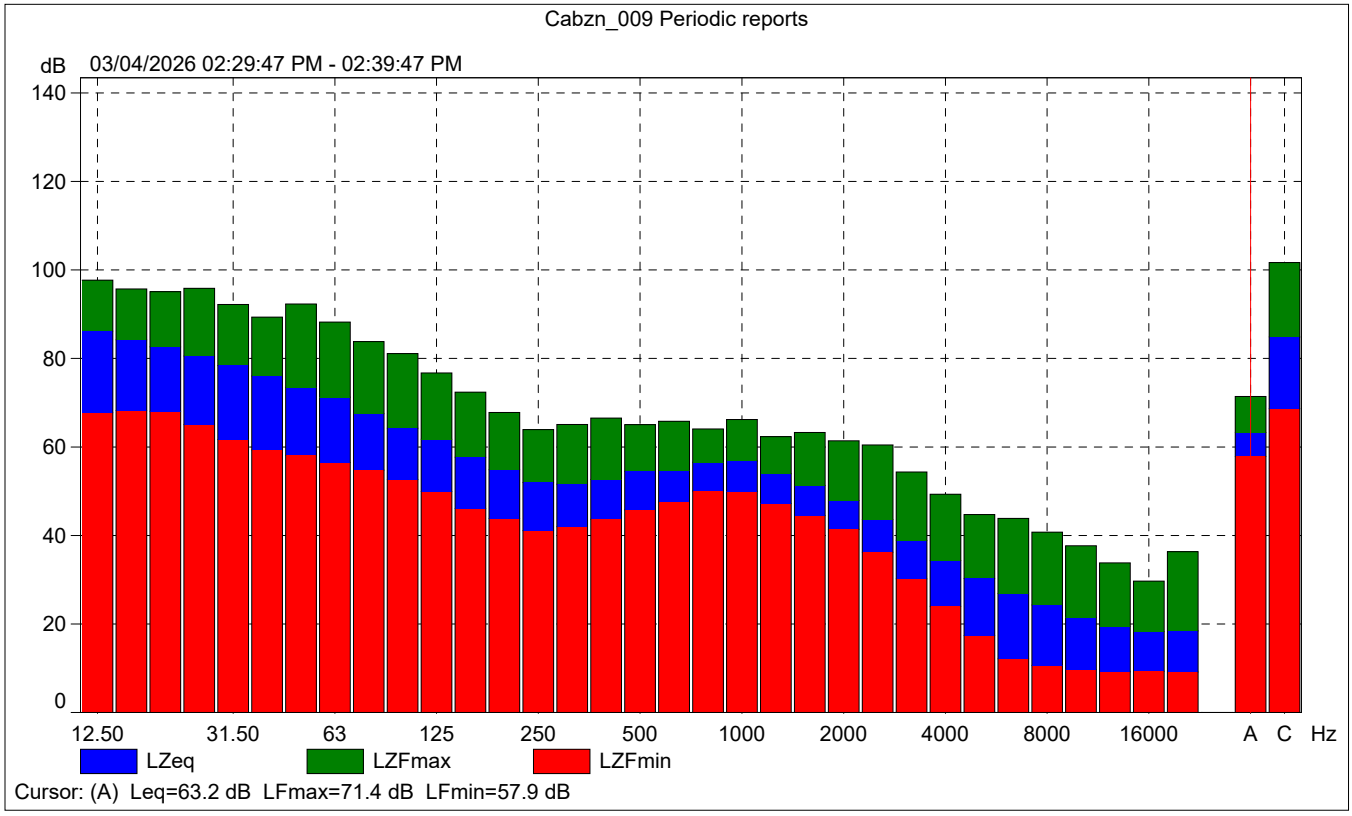

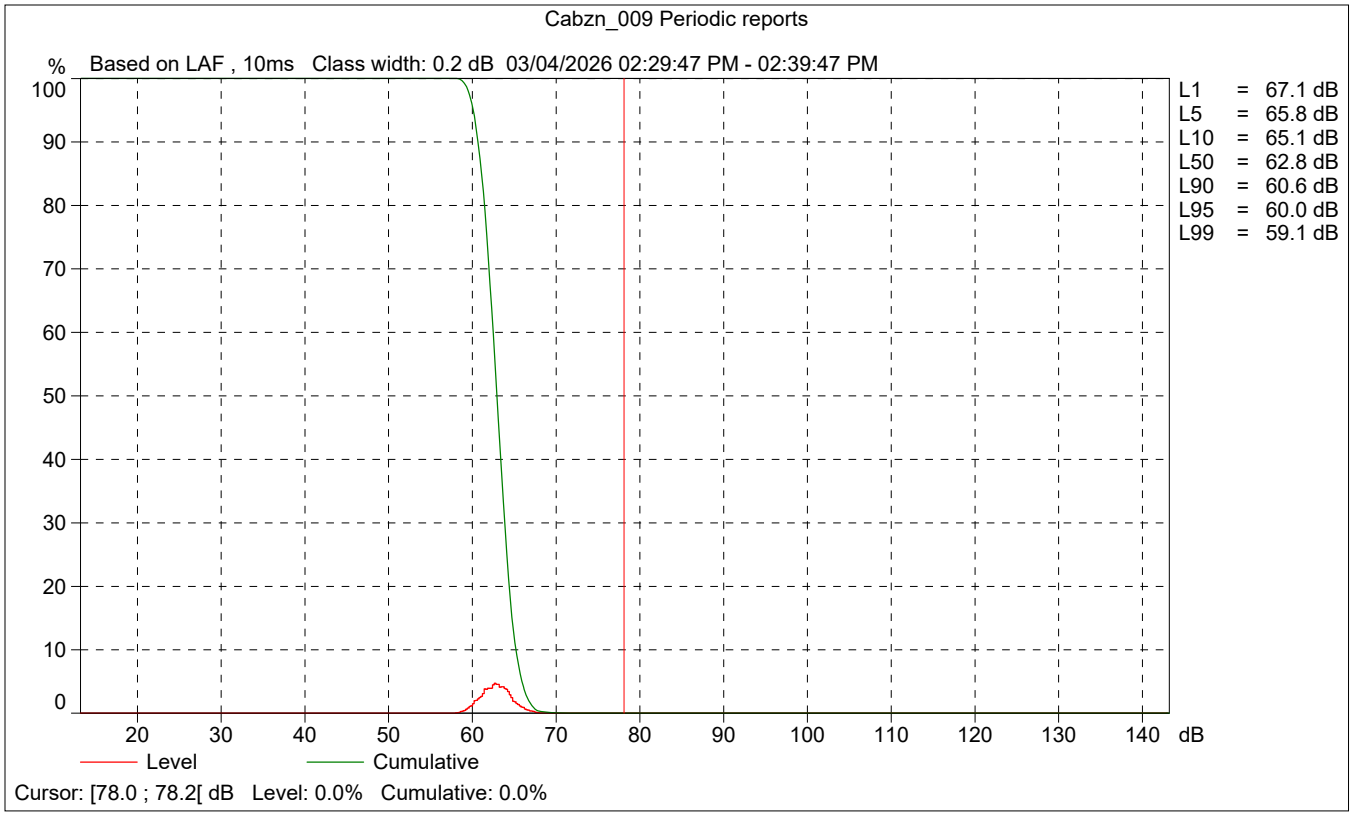
Cabzn_009 Periodic reports
% Based on LAF , 10ms Class width: 0.2 dB 03/04/2026 02:29:47 PM - 02:39:47 PM
100
90
80
70
60
50
40
30
20
10
0
20 30 40 50 60 70 80 90 100 110 120 130 140 dB
L1 = 67.1 dB
L5 = 65.8 dB
L10 = 65.1 dB
L50 = 62.8 dB
L90 = 60.6 dB
L95 = 60.0 dB
L99 = 59.1 dB
Level
Cumulative
Cursor: [78.0 ; 78.2[dB Level: 0.0% Cumulative: 0.0%

Site Number: NM-10		
Recorded By: Darshan Shivaiah		
Job Number: 210869		
Date: 3/04/2026		
Time: 2:55 p.m.		
Location: Intersection of Rushmore Avenue and Penland Road		
Source of Ambient Noise: Traffic along Rushmore Avenue and Penland Road		
Noise Data		
L_{eq} (dB)	**L_{min} (dB)**	**L_{max} (dB)**
60.4	45.0	86.9

Equipment						
Category	**Type**	**Vendor**	**Model**	**Serial No.**	**Cert. Date**	**Note**
Sound	Sound Level Meter	**Brüel & Kjær**	**2250**	**3011133**	**06/04/2023**	
	Microphone	**Brüel & Kjær**	**4189**	**3086765**	**06/04/2023**	
	Preamp	**Brüel & Kjær**	**ZC 0032**	**25380**	**06/04/2023**	
	Calibrator	**Brüel & Kjær**	**4231**	**2545667**	**06/04/2023**	

Weather Data			
Est.	**Duration:** 10 minutes	**Sky:** Sunny	
	Note: dBA Offset = -0.01	**Sensor Height (ft):** 5 ft	
	Wind Ave Speed (mph / m/s)	**Temperature (degrees Fahrenheit)**	**Barometer Pressure (inches)**
	13 / 5.8	70	29.96

Photo of Measurement Location



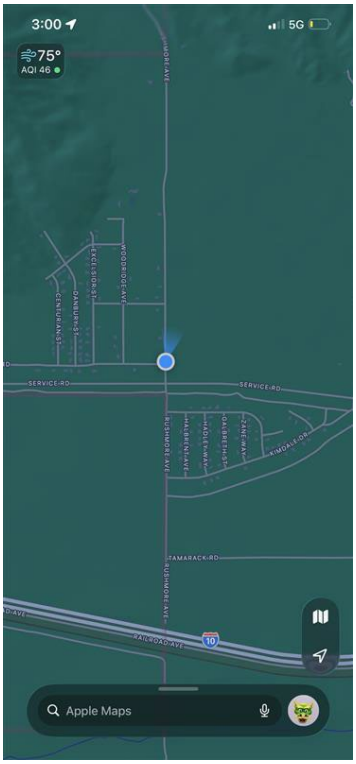

2250

Instrument:		2250
Application:		BZ7225 Version 4.7.6
Start Time:		03/04/2026 14:55:29
End Time:		03/04/2026 15:05:29
Elapsed Time:		00:10:00
Bandwidth:		1/3-octave
Max Input Level:		142.10

	Time	Frequency
Broadband (excl. Peak):	FSI	AC
Broadband Peak:		C
Spectrum:	FS	Z

Instrument Serial Number:		3011133
Microphone Serial Number:		3086765
Input:		Top Socket
Windscreen Correction:		UA-1650
Sound Field Correction:		Free-field

Calibration Time:		03/04/2026 10:39:06
Calibration Type:		External reference
Sensitivity:		43.7501966953278 mV/Pa

Cabzn_010

	Start time	End time	Elapsed time	Overload [%]	LAeq [dB]	LAFmax [dB]	LAFmin [dB]
Value				0.00	60.4	86.9	45.0
Time	02:55:29 PM	03:05:29 PM	0:10:00				
Date	03/04/2026	03/04/2026					

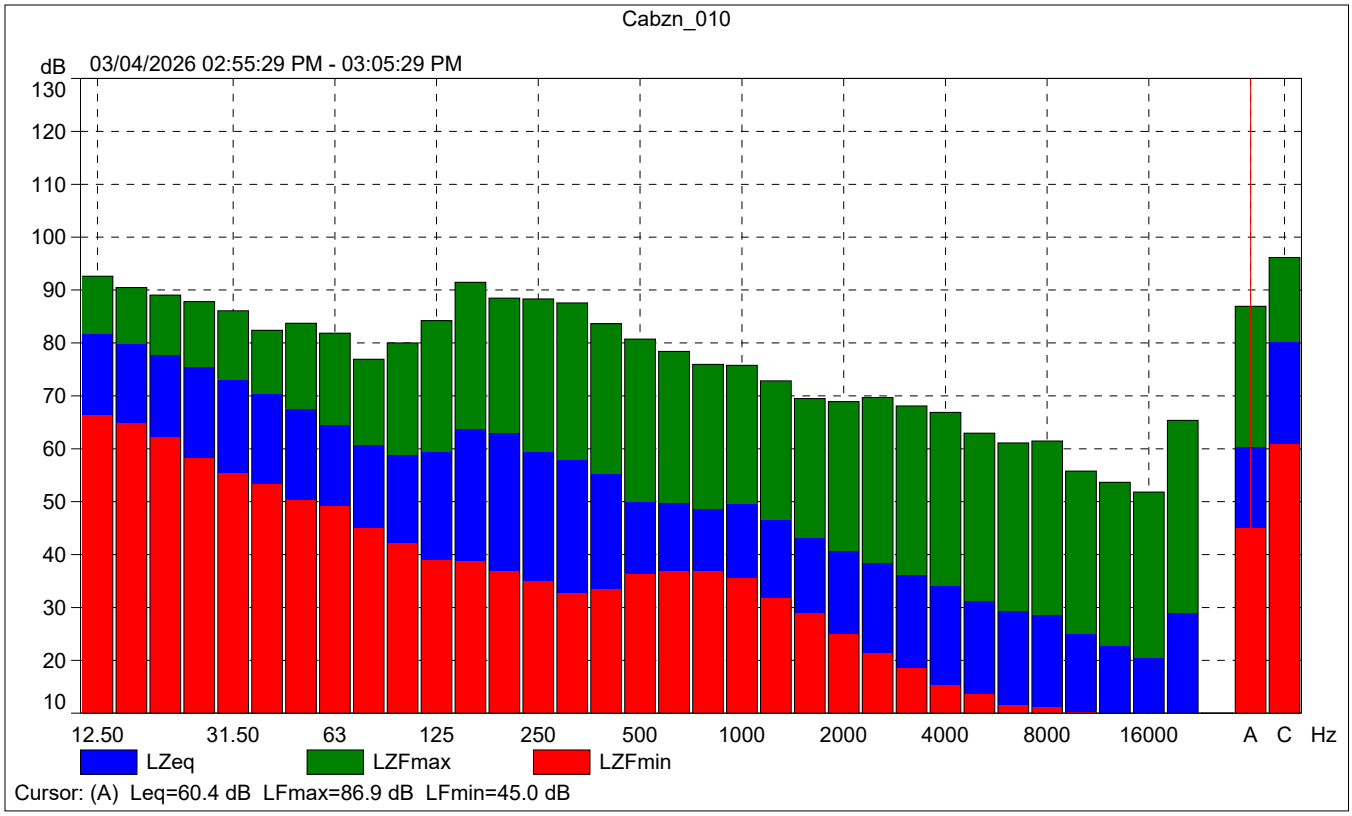
Cabzn_010
dB
03/04/2026 02:55:29 PM - 03:05:29 PM
130
120
110
100
90
80
70
60
50
40
30
20
10
12.50
31.50
63
125
250
500
1000
2000
4000
8000
16000
A
C
Hz
LZeq
LZFmax
LZFmin
Cursor: (A) Leq=60.4 dB LFmax=86.9 dB LFmin=45.0 dB

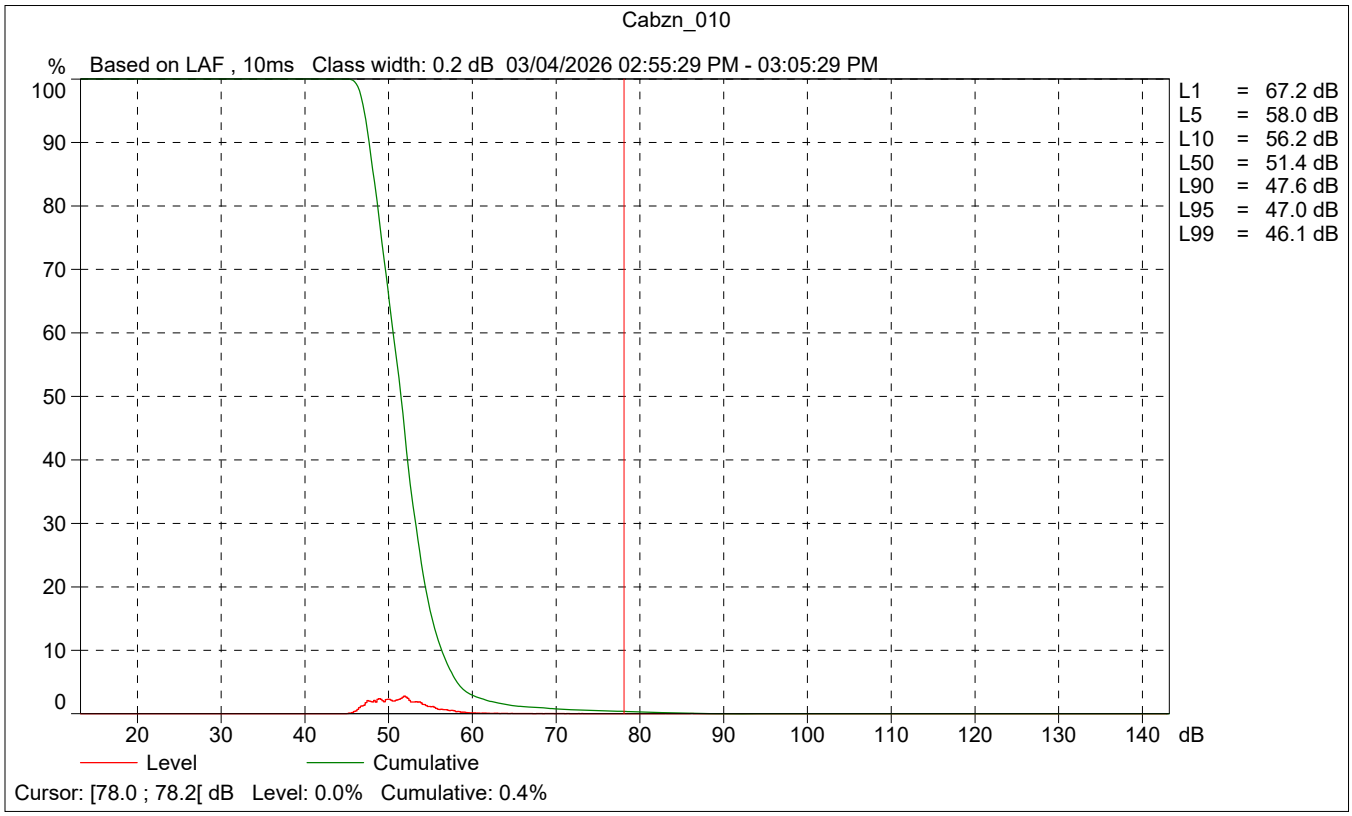
Cabzn_010
%
Based on LAF , 10ms Class width: 0.2 dB 03/04/2026 02:55:29 PM - 03:05:29 PM
100
90
80
70
60
50
40
30
20
10
0
20
30
40
50
60
70
80
90
100
110
120
130
140
dB
L1 = 67.2 dB
L5 = 58.0 dB
L10 = 56.2 dB
L50 = 51.4 dB
L90 = 47.6 dB
L95 = 47.0 dB
L99 = 46.1 dB
Level
Cumulative
Cursor: [78.0 ; 78.2[dB Level: 0.0% Cumulative: 0.4%

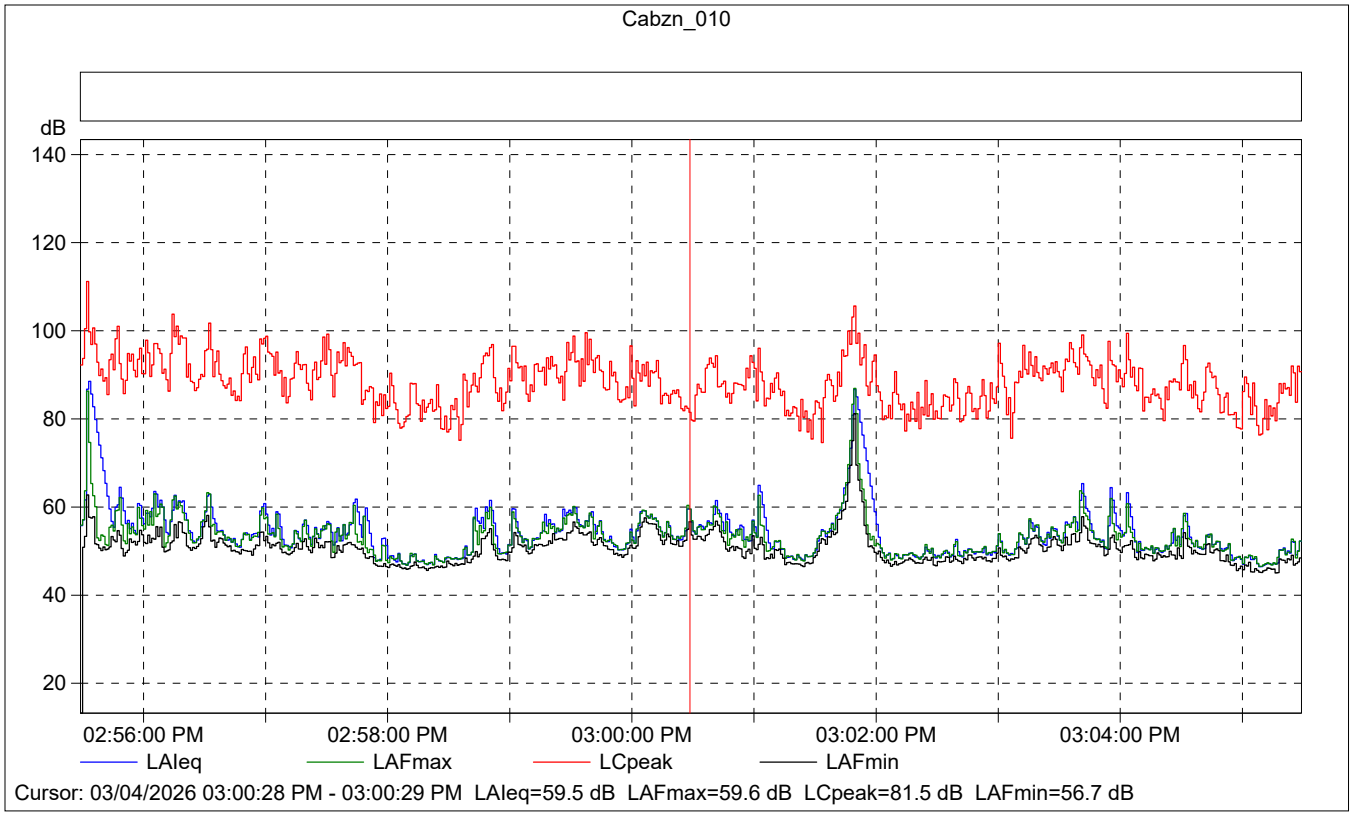

Cabzn_010

	Start time	Elapsed time	Overload [%]	LAIeq [dB]	LAFmax [dB]	LAFmin [dB]
Value			0.00	59.5	59.6	56.7
Time	03:00:28 PM	0:00:01				
Date	03/04/2026					

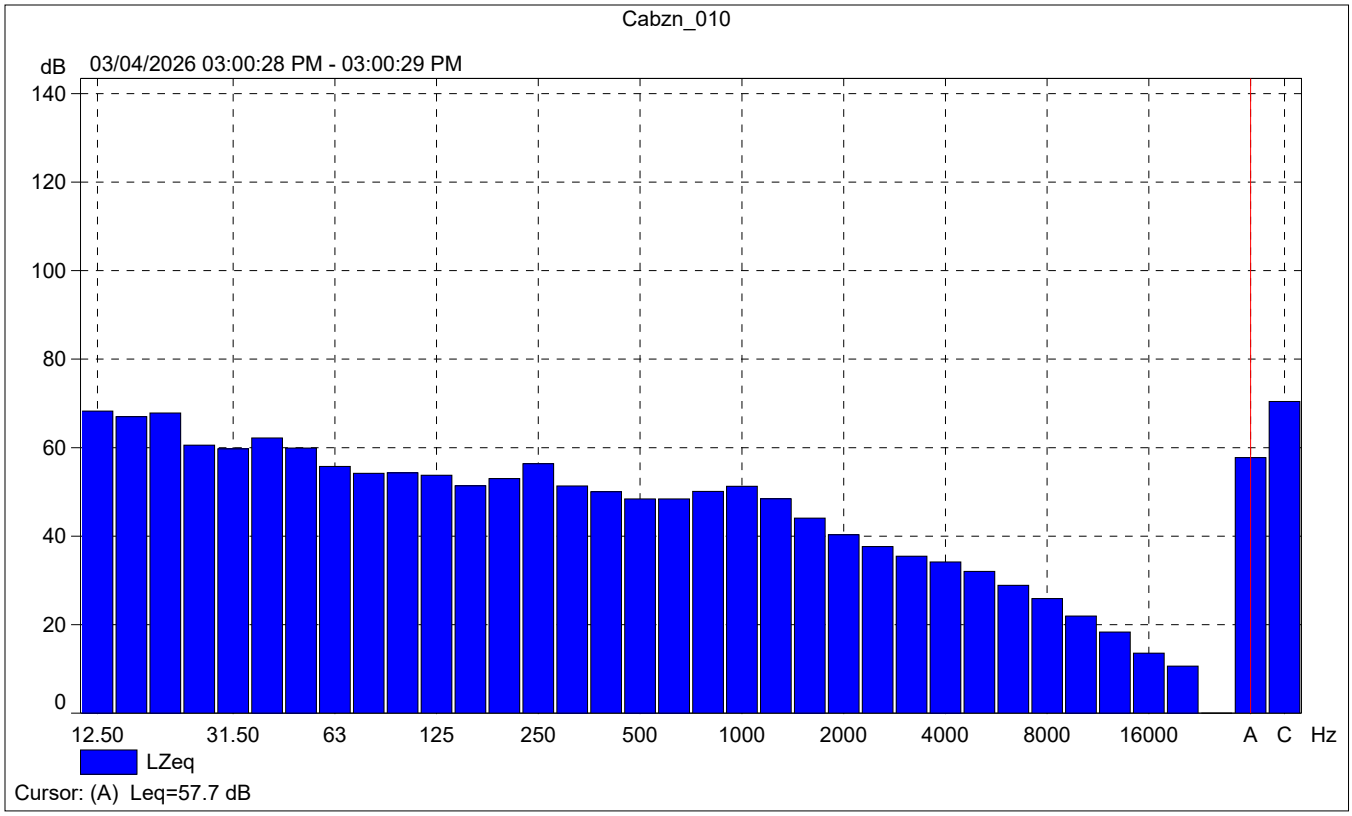
Cabzn_010
dB
03/04/2026 03:00:28 PM - 03:00:29 PM
140
120
100
80
60
40
20
0
12.50
31.50
63
125
250
500
1000
2000
4000
8000
16000
A
C
Hz
LZeq
Cursor: (A) Leq=57.7 dB

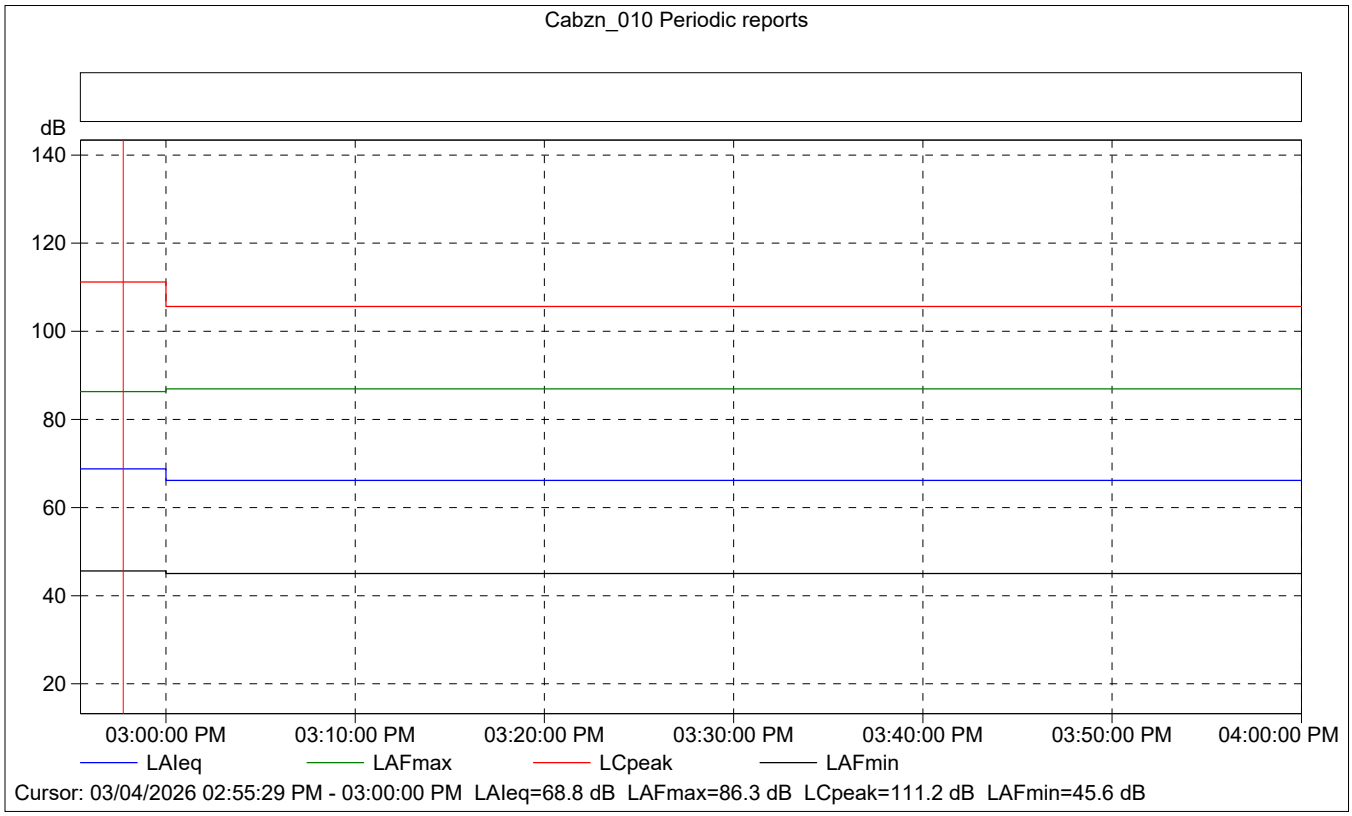
Cabzn_010 Periodic reports
dB
140
120
100
80
60
40
20
03:00:00 PM
03:10:00 PM
03:20:00 PM
03:30:00 PM
03:40:00 PM
03:50:00 PM
04:00:00 PM
LAIeq
LAFmax
LCpeak
LAFmin
Cursor: 03/04/2026 02:55:29 PM - 03:00:00 PM LAIeq=68.8 dB LAFmax=86.3 dB LCpeak=111.2 dB LAFmin=45.6 dB

Cabzn_010 Periodic reports

	Start time	Elapsed time	Overload [%]	LAIeq [dB]	LAFmax [dB]	LAFmin [dB]
Value			0.00	68.8	86.3	45.6
Time	02:55:29 PM	0:04:31				
Date	03/04/2026					

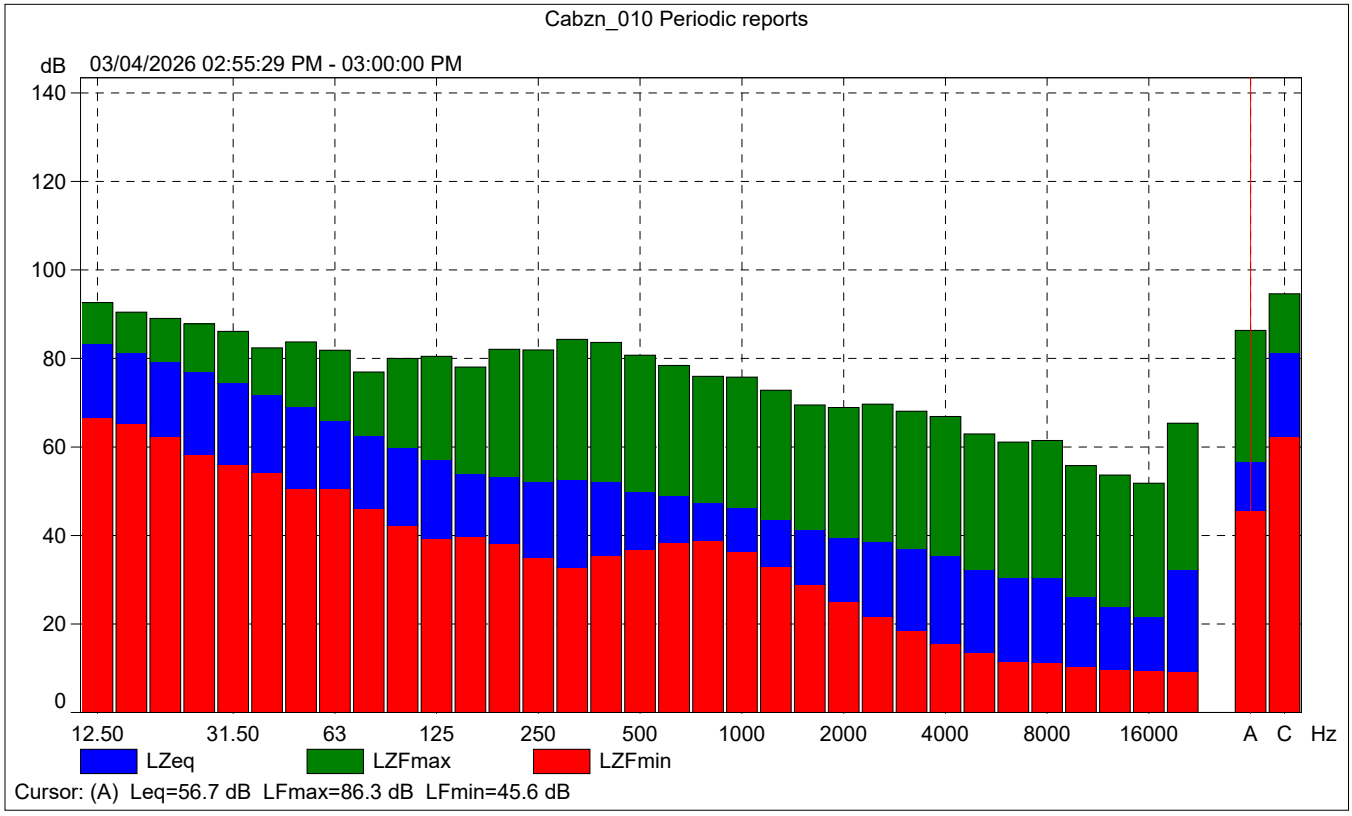

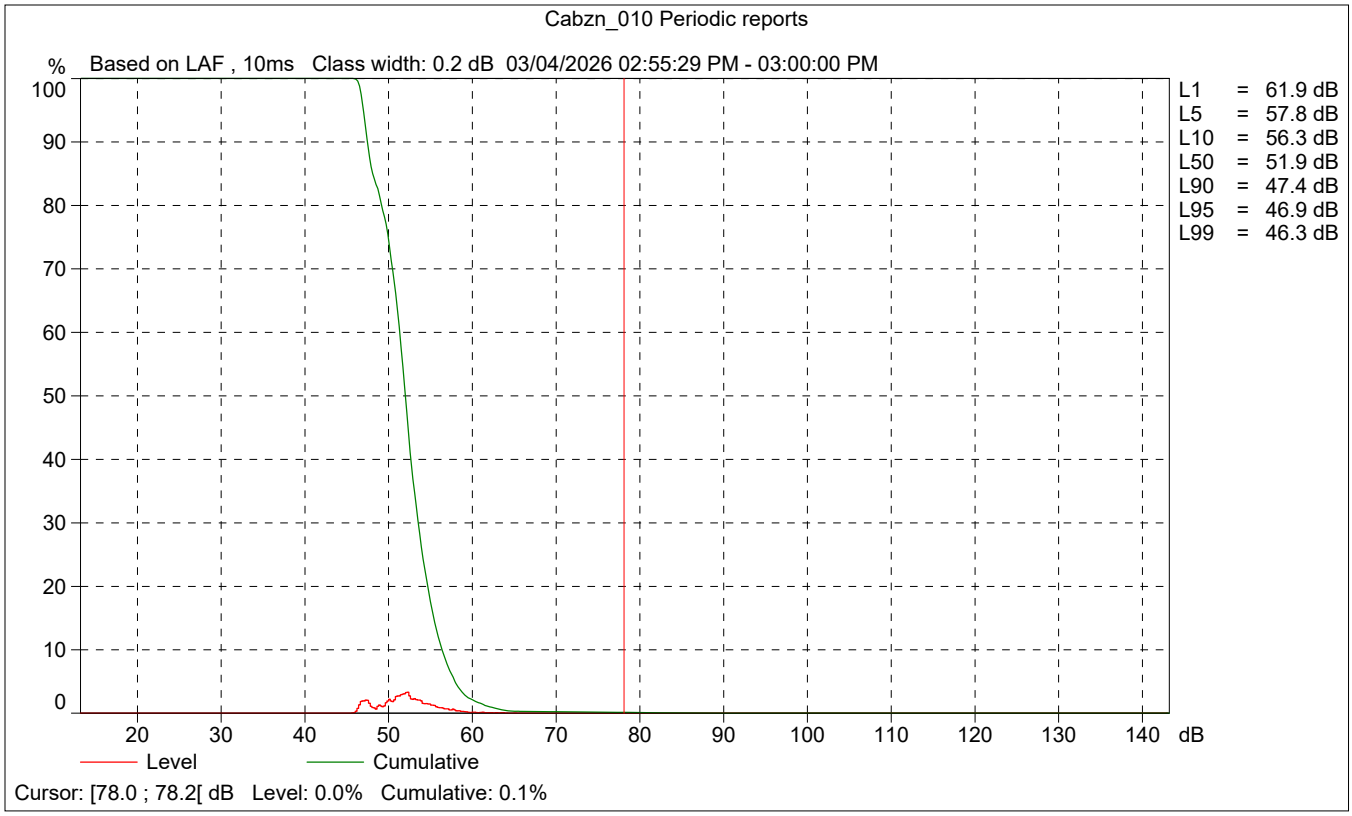
Cabzn_010 Periodic reports
% Based on LAF , 10ms Class width: 0.2 dB 03/04/2026 02:55:29 PM - 03:00:00 PM
100
90
80
70
60
50
40
30
20
10
0
20 30 40 50 60 70 80 90 100 110 120 130 140 dB
L1 = 61.9 dB
L5 = 57.8 dB
L10 = 56.3 dB
L50 = 51.9 dB
L90 = 47.4 dB
L95 = 46.9 dB
L99 = 46.3 dB
Level
Cumulative
Cursor: [78.0 ; 78.2[dB Level: 0.0% Cumulative: 0.1%

Site Number: NM-11	
Recorded By: Darshan Shivaiah	
Job Number: 210869	
Date: 3/04/2026	
Time: 3:24 p.m.	
Location: Intersection of Malki Road and Sullivan Road	
Source of Ambient Noise: Traffic noise along Malki Road and Sullivan Road	

Noise Data		
L_{eq} (dB)	**L_{min} (dB)**	**L_{max} (dB)**
66.1	46.3	85.0

Equipment						
Category	**Type**	**Vendor**	**Model**	**Serial No.**	**Cert. Date**	**Note**
Sound	Sound Level Meter	**Brüel & Kjær**	**2250**	**3011133**	**06/04/2023**	
	Microphone	**Brüel & Kjær**	**4189**	**3086765**	**06/04/2023**	
	Preamp	**Brüel & Kjær**	**ZC 0032**	**25380**	**06/04/2023**	
	Calibrator	**Brüel & Kjær**	**4231**	**2545667**	**06/04/2023**	

Weather Data			
Est.	**Duration:** 10 minutes		**Sky:** Sunny
	Note: dBA Offset = -0.01		**Sensor Height (ft):** 5 ft
	Wind Ave Speed (mph / m/s)	**Temperature (degrees Fahrenheit)**	**Barometer Pressure (inches)**
	13 / 5.8	70	29.96

Photo of Measurement Location



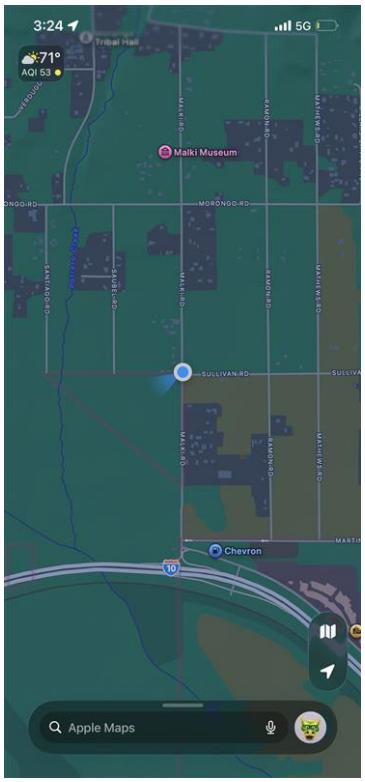

2250

Instrument:		2250
Application:		BZ7225 Version 4.7.6
Start Time:		03/04/2026 15:24:12
End Time:		03/04/2026 15:34:12
Elapsed Time:		00:10:00
Bandwidth:		1/3-octave
Max Input Level:		142.10

	Time	Frequency
Broadband (excl. Peak):	FSI	AC
Broadband Peak:		C
Spectrum:	FS	Z

Instrument Serial Number:		3011133
Microphone Serial Number:		3086765
Input:		Top Socket
Windscreen Correction:		UA-1650
Sound Field Correction:		Free-field

Calibration Time:		03/04/2026 10:39:06
Calibration Type:		External reference
Sensitivity:		43.7501966953278 mV/Pa

Cabzn_011

	Start time	End time	Elapsed time	Overload [%]	LAeq [dB]	LAFmax [dB]	LAFmin [dB]
Value				0.00	66.1	85.0	46.3
Time	03:24:12 PM	03:34:12 PM	0:10:00				
Date	03/04/2026	03/04/2026					

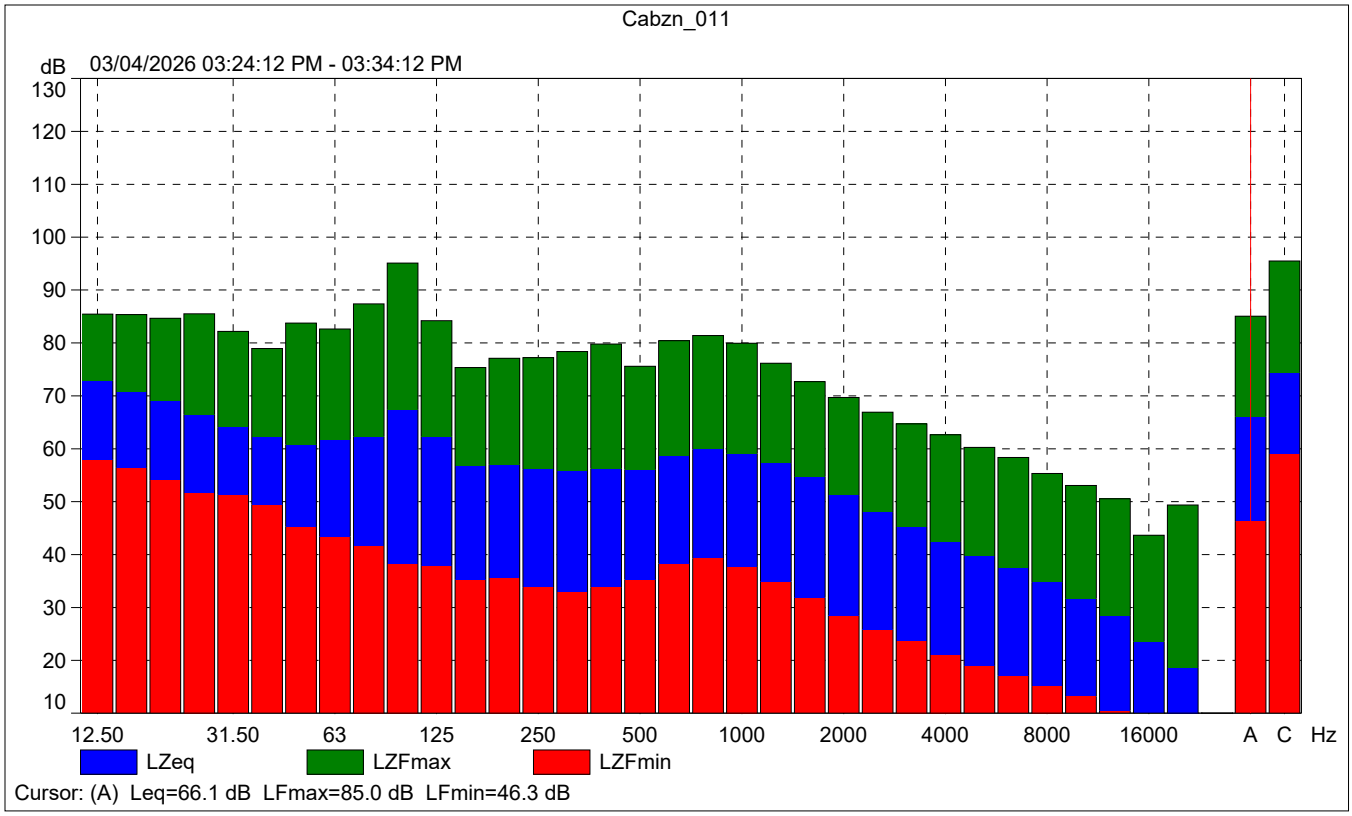
Cabzn_011
dB
03/04/2026 03:24:12 PM - 03:34:12 PM
130
120
110
100
90
80
70
60
50
40
30
20
10
12.50
31.50
63
125
250
500
1000
2000
4000
8000
16000
A
C
Hz
LZeq
LZFmax
LZFmin
Cursor: (A) Leq=66.1 dB LFmax=85.0 dB LFmin=46.3 dB

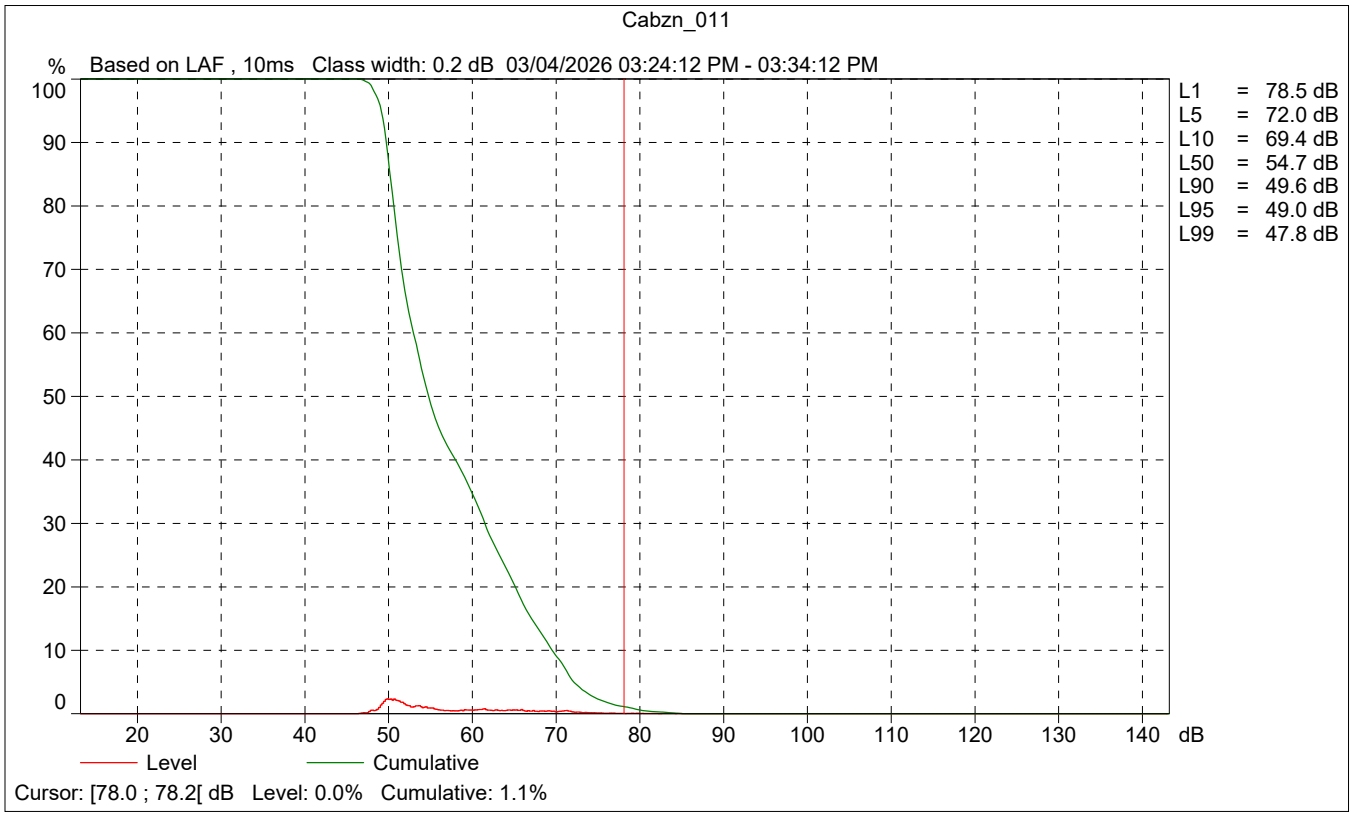
Cabzn_011
%
Based on LAF , 10ms Class width: 0.2 dB 03/04/2026 03:24:12 PM - 03:34:12 PM
100
90
80
70
60
50
40
30
20
10
0
20
30
40
50
60
70
80
90
100
110
120
130
140
dB
L1 = 78.5 dB
L5 = 72.0 dB
L10 = 69.4 dB
L50 = 54.7 dB
L90 = 49.6 dB
L95 = 49.0 dB
L99 = 47.8 dB
Level
Cumulative
Cursor: [78.0 ; 78.2[dB Level: 0.0% Cumulative: 1.1%

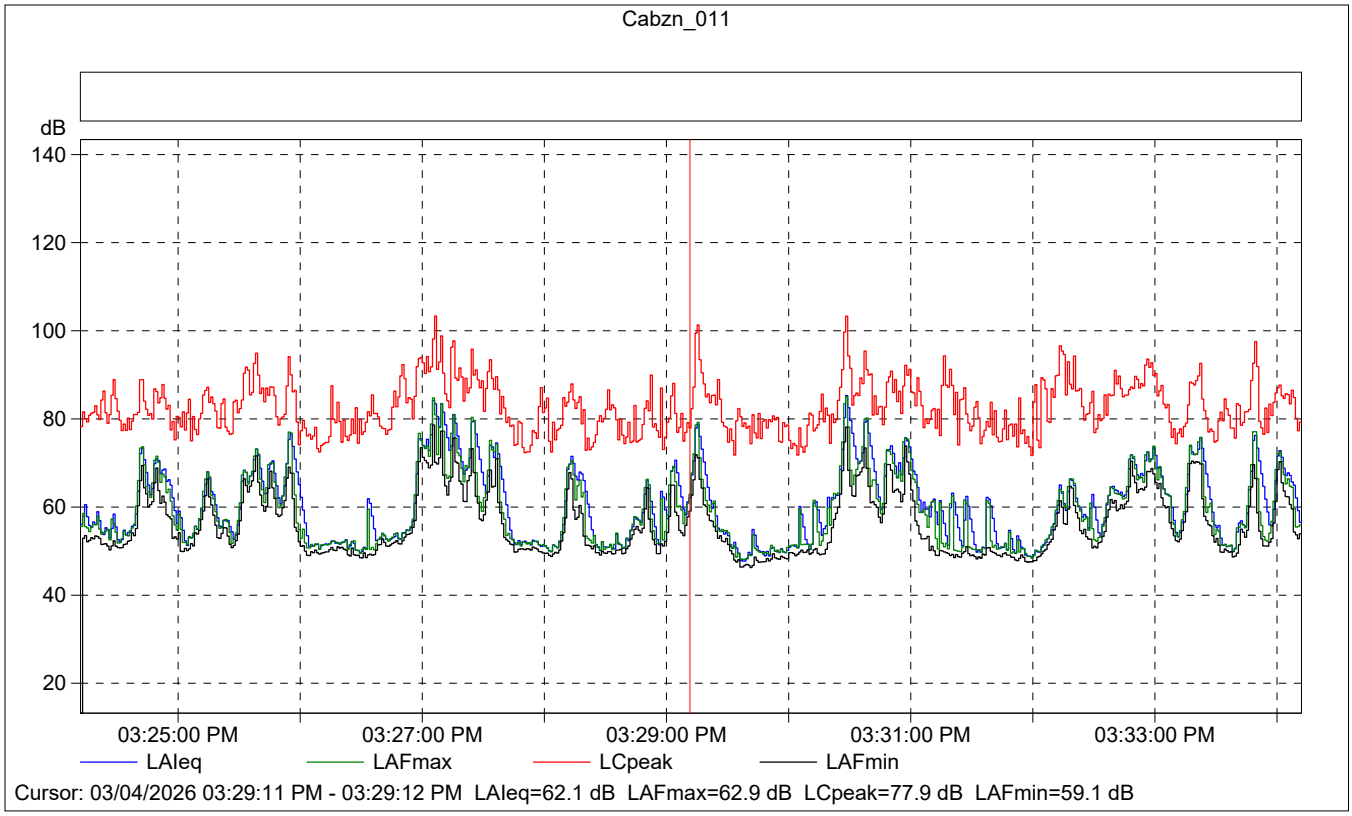

Cabzn_011

	Start time	Elapsed time	Overload [%]	LAIeq [dB]	LAFmax [dB]	LAFmin [dB]
Value			0.00	62.1	62.9	59.1
Time	03:29:11 PM	0:00:01				
Date	03/04/2026					

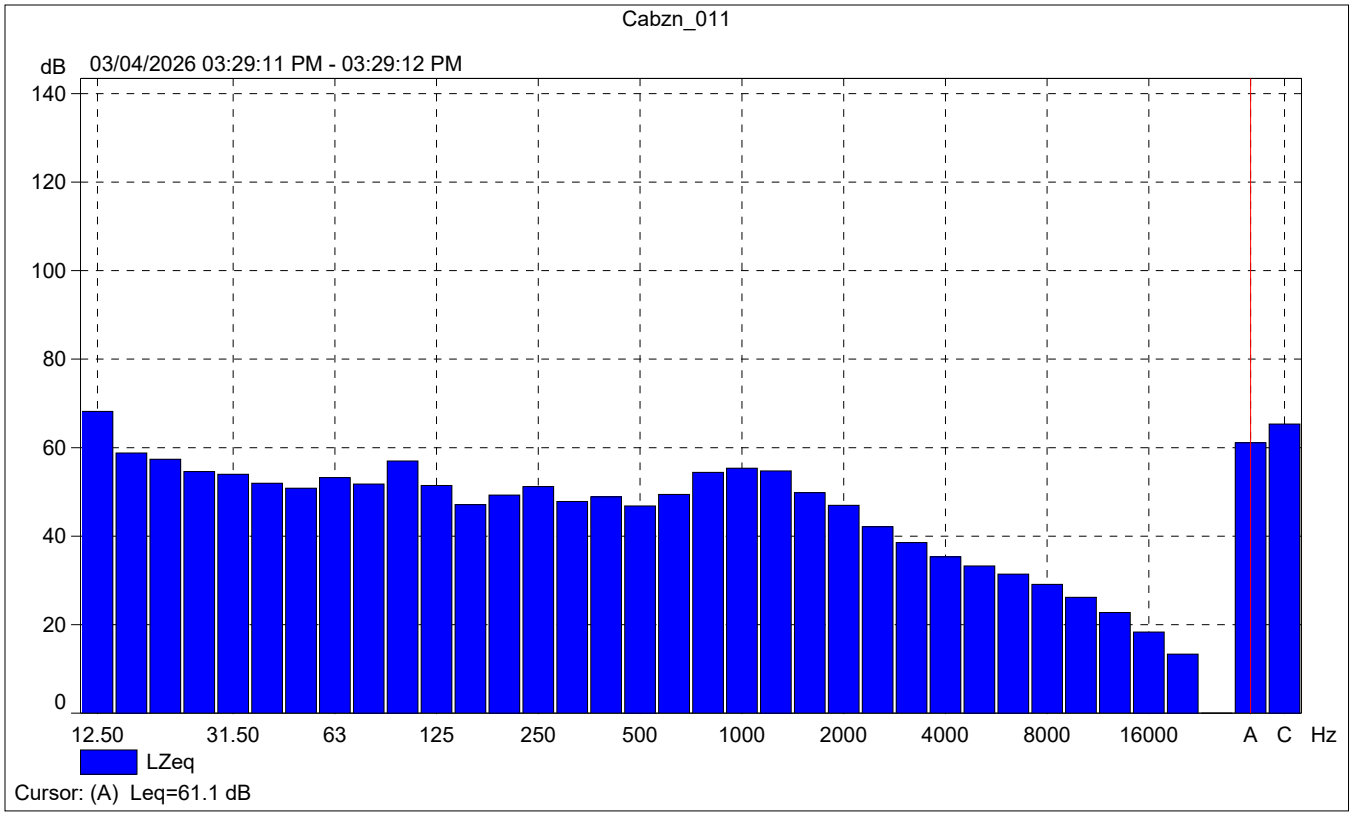
Cabzn_011
dB
03/04/2026 03:29:11 PM - 03:29:12 PM
140
120
100
80
60
40
20
0
12.50
31.50
63
125
250
500
1000
2000
4000
8000
16000
A
C
Hz
LZeq
Cursor: (A) Leq=61.1 dB

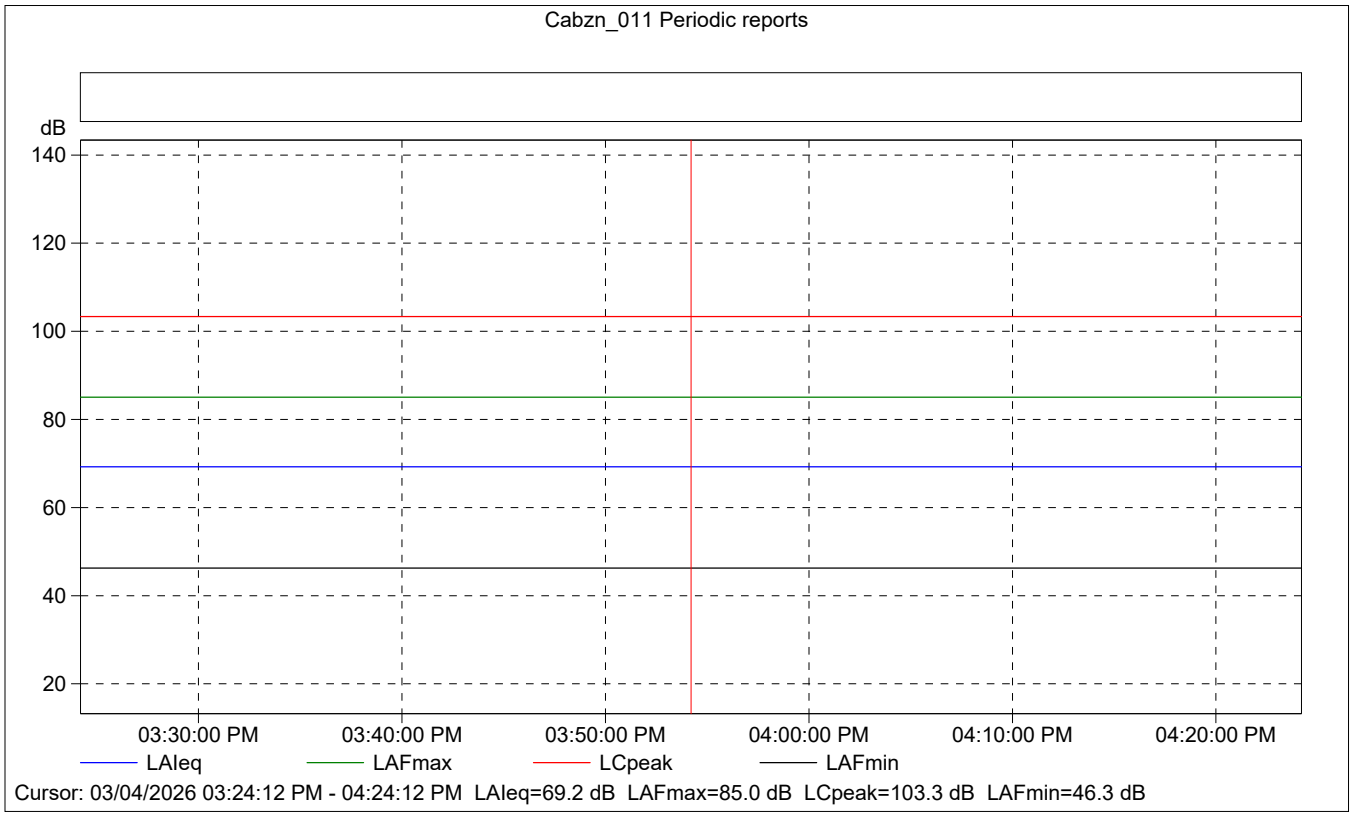
Cabzn_011 Periodic reports
dB
140
120
100
80
60
40
20
03:30:00 PM
03:40:00 PM
03:50:00 PM
04:00:00 PM
04:10:00 PM
04:20:00 PM
LAIeq
LAFmax
LCpeak
LAFmin
Cursor: 03/04/2026 03:24:12 PM - 04:24:12 PM LAIeq=69.2 dB LAFmax=85.0 dB LCpeak=103.3 dB LAFmin=46.3 dB

Cabzn_011 Periodic reports

	Start time	Elapsed time	Overload [%]	LAIeq [dB]	LAFmax [dB]	LAFmin [dB]
Value			0.00	69.2	85.0	46.3
Time	03:24:12 PM	0:10:00				
Date	03/04/2026					

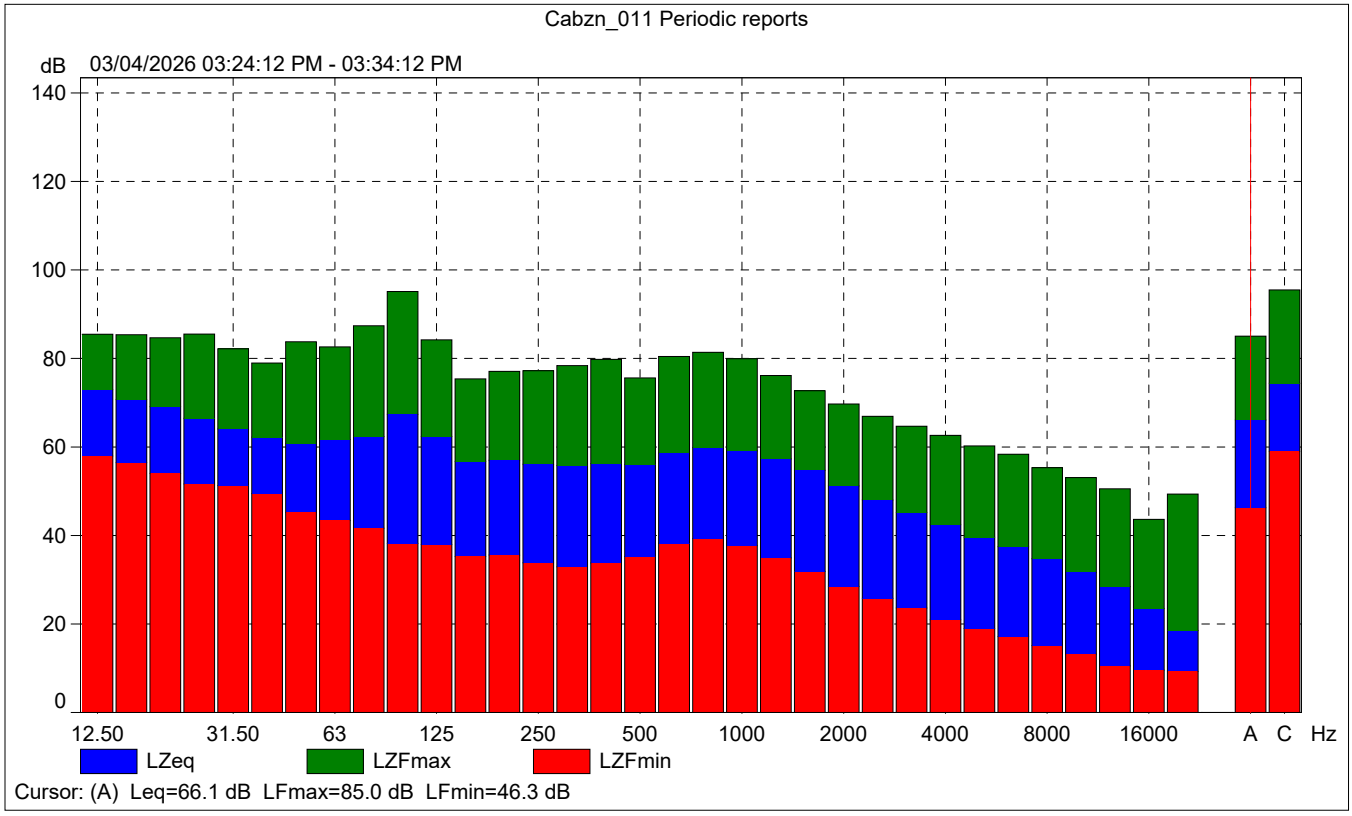

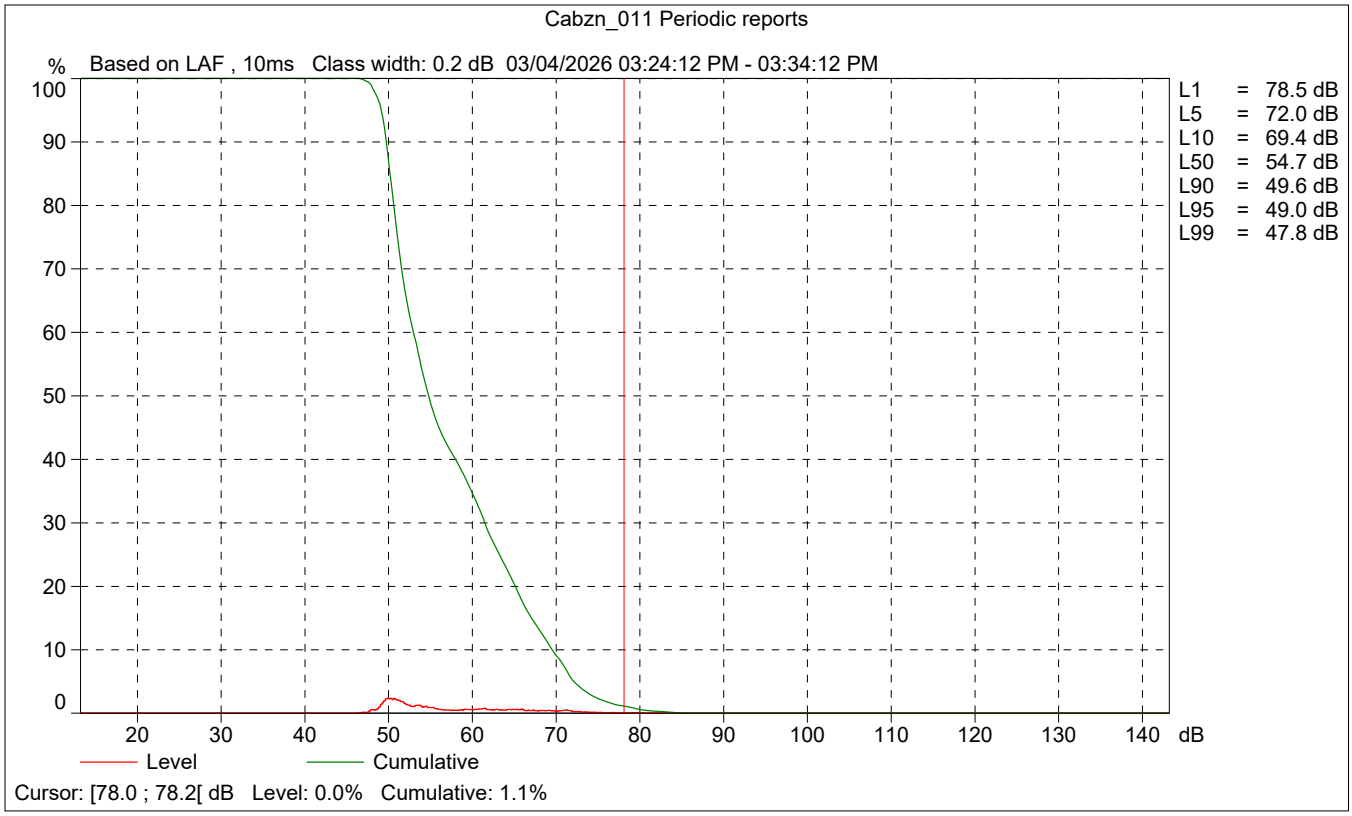
Cabzn_011 Periodic reports
% Based on LAF , 10ms Class width: 0.2 dB 03/04/2026 03:24:12 PM - 03:34:12 PM
100
90
80
70
60
50
40
30
20
10
0
20 30 40 50 60 70 80 90 100 110 120 130 140 dB
L1 = 78.5 dB
L5 = 72.0 dB
L10 = 69.4 dB
L50 = 54.7 dB
L90 = 49.6 dB
L95 = 49.0 dB
L99 = 47.8 dB
Level
Cumulative
Cursor: [78.0 ; 78.2[dB Level: 0.0% Cumulative: 1.1%

TRAFFIC NOISE LEVELS AND NOISE CONTOURS

Project Number: 210869
Project Name: Cabazon Community Plan
Scenario: Existing

Background Information

Model Description: FHWA Highway Noise Prediction Model (FHWA-RD-77-108) with California Vehicle Noise (CALVENO) Emission Levels.
Source of Traffic Volumes: Cabazon Community Plan Circulation Analysis (Urban Crossroads; September 27, 2024)
Community Noise Descriptor: L_{dn}: _____ CNEL: x

Assumed 24-Hour Traffic Distribution:	Day	Evening	Night
Total ADT Volumes	77.50%	12.90%	9.60%
Medium-Duty Trucks	84.80%	4.90%	10.30%
Heavy-Duty Trucks	86.50%	2.70%	10.80%

Analysis Condition				Design		Vehicle Mix		Distance from Centerline of Roadway					
		Median	ADT	Speed	Alpha	Medium	Heavy	CNEL at	Distance to Contour				Calc
Roadway, Segment	Lanes	Width	Volume	(mph)	Factor	Trucks	Trucks	50 Feet	70 CNEL	65 CNEL	60 CNEL	55 CNEL	Dist
Central Circulation District													
Morongo Trail (South of Main Street)	2	0	2,000	55	0.5	1.8%	0.7%	61.1	-	-	59	127	50
Bonita Avenue (East of Morongo Trail)	2	0	2,000	55	0.5	1.8%	0.7%	61.1	-	-	59	127	50
South Circulation District													
Main Street (West of Broadway)	4	20	3,000	45	0.5	1.8%	0.7%	61.9	-	-	67	144	50
Main Street (East of Broadway)	4	20	3,000	45	0.5	1.8%	0.7%	61.9	-	-	67	144	50
Broadway (North of Bonita Avenue)	3	0	4,000	40	0.5	1.8%	0.7%	60.9	-	-	57	123	50
Bonita Avenue (West of Broadway)	2	0	2,000	55	0.5	1.8%	0.7%	61.1	-	-	59	127	50
Central East Circulation District													
Main Street (West of Broadway)	4	20	3,000	45	0.5	1.8%	0.7%	61.9	-	-	67	144	50
Main Street (East of Broadway)	4	20	3,000	45	0.5	1.8%	0.7%	61.9	-	-	67	144	50
Bonita Avenue (East of Broadway)	2	0	2,000	55	0.5	1.8%	0.7%	61.1	-	-	59	127	50
East Circulation District													
Tamarack Road	2	0	1,000	40	0.5	1.8%	0.7%	54.7	-	-	-	48	50
Haugen-Lehmann Way (North of Tamarack Road)	2	0	1,000	35	0.5	1.8%	0.7%	53.4	-	-	-	39	50
Haugen-Lehmann Way (South of Tamarack Road)	2	0	2,000	35	0.5	1.8%	0.7%	56.4	-	-	-	62	50

[1] Distance is from the centerline of the roadway segment to the receptor location.
[2] Conservaitvely used the lowest ADT for existing conditions.
"-" = contour is located within the roadway right-of-way.

TRAFFIC NOISE LEVELS AND NOISE CONTOURS

Project Number: 210869
Project Name: Cabazon Community Plan
Scenario: Horizon Year

Background Information

Model Description: FHWA Highway Noise Prediction Model (FHWA-RD-77-108) with California Vehicle Noise (CALVENO) Emission Levels.
Source of Traffic Volumes: Cabazon Community Plan Circulation Analysis (Urban Crossroads; September 27, 2024)
Community Noise Descriptor: L_{dn}: _____ CNEL: x

Assumed 24-Hour Traffic Distribution:	Day	Evening	Night
Total ADT Volumes	77.50%	12.90%	9.60%
Medium-Duty Trucks	84.80%	4.90%	10.30%
Heavy-Duty Trucks	86.50%	2.70%	10.80%

Analysis Condition				Design		Vehicle Mix		Distance from Centerline of Roadway					
		Median	ADT	Speed	Alpha	Medium	Heavy	CNEL at	Distance to Contour				Calc
Roadway, Segment	Lanes	Width	Volume	(mph)	Factor	Trucks	Trucks	50 Feet	70 CNEL	65 CNEL	60 CNEL	55 CNEL	Dist
Central Circulation District													
Morongo Trail (South of Main Street)	2	0	13,000	55	0.5	1.8%	0.7%	69.2	44	95	205	441	50
Bonita Avenue (East of Morongo Trail)	2	0	26,000	55	0.5	1.8%	0.7%	72.2	70	151	325	701	50
South Circulation District													
Main Street (West of Broadway)	4	20	12,000	45	0.5	1.8%	0.7%	67.9	-	78	168	362	50
Main Street (East of Broadway)	4	20	23,000	45	0.5	1.8%	0.7%	70.7	56	120	259	558	50
Broadway (North of Bonita Avenue)	3	0	15,500	40	0.5	1.8%	0.7%	66.8	-	66	141	305	50
Bonita Avenue (West of Broadway)	2	0	20,000	55	0.5	1.8%	0.7%	71.1	59	127	273	588	50
Central East Circulation District													
Main Street (West of Broadway)	4	20	12,000	45	0.5	1.8%	0.7%	67.9	-	78	168	362	50
Main Street (East of Broadway)	4	20	23,000	45	0.5	1.8%	0.7%	70.7	56	120	259	558	50
Bonita Avenue (East of Broadway)	2	0	6,000	55	0.5	1.8%	0.7%	65.8	-	57	122	264	50
East Circulation District													
Tamarack Road	2	0	15,000	40	0.5	1.8%	0.7%	66.5	-	63	135	291	50
Haugen-Lehmann Way (North of Tamarack Road)	2	0	3,000	35	0.5	1.8%	0.7%	58.2	-	-	38	81	50
Haugen-Lehmann Way (South of Tamarack Road)	2	0	16,000	35	0.5	1.8%	0.7%	65.4	-	54	115	249	50

[1] Distance is from the centerline of the roadway segment to the receptor location.
[2] Conservaitvely used the highest ADT for horizon year.
"-" = contour is located within the roadway right-of-way.