E-2: Phase II Letter Report

THIS PAGE INTENTIONALLY LEFT BLANK

August 5, 2025

Mr. Pete Cassiano
2334 Lundy Place LLC, a Delaware limited liability company
19700 South Vermont Avenue, Suite 101
Torrance, California 90502

Re: Updated Phase II Subsurface Investigation Letter Report – 2334 Lundy Place, San Jose, California

Dear Mr. Cassiano,

On behalf of 2334 Lundy Place LLC, a Delaware limited liability company (Client), Roux Associates, Inc. (Roux) has prepared this Updated Phase II Subsurface Investigation Letter Report (Report) to summarize the findings of the subsurface soil and soil vapor investigation conducted at 2334 Lundy Place in San Jose, California (Site, Figures 1 and 2). The Site is currently developed with a vacant two-story office building, and it is Roux's understanding that Client intends to redevelop the Site with an approximately 132,300 square foot warehouse building, including approximately 5,000 square feet of ground floor office space in the southeast portion of the Site (Figure 3). The Site is located in an area that has historically been utilized for mixed commercial and light industrial purposes. Groundwater in the immediate vicinity of the Site has been impacted by volatile organic compounds (VOCs) as the result of an upgradient off-Site release. The off-Site release and several nearby properties are currently undergoing investigation and oversight by the County of Santa Clara Department of Environmental Health (DEH).

The scope of work discussed in this Report was implemented to address the recognized environmental condition (REC) and other environmental feature (OEF) identified by Roux in the Phase I Environmental Site Assessment (Phase I ESA) prepared for Client, dated December 12, 2024.

The Phase II Investigation focused on addressing the following REC and OEF:

- **REC 1 – Vapor Encroachment.** Adjoining and nearby properties (specifically the open Cleanup Programs Sites – Spills, Leaks, Investigations and Cleanups [CPS-SLIC] cases adjoining to the west and approximately 280 feet north of the Site) may constitute possible sources for vapor intrusion due to the detection of VOCs in groundwater and soil vapor on the adjacent properties.

- **OEF 2 – Former Agricultural Use.** Based on a review of historical sources, the Site was developed for agricultural use (orchards) from approximately 1939 until 1980. Based on historical practices for pesticide use on agricultural areas, it is likely that agricultural chemicals such as pesticides, herbicides, and fertilizers, were historically used on the Site.

The sections that follow provide the details of the subsurface investigation activities completed at the Site. As outlined below, the subsurface investigation was performed in two separate mobilizations after the results of the initial investigation identified soil vapor conditions that warranted further evaluation. For the purposes of this Report, the sections describing the methods of the investigation will refer to each separate mobilization and the results will discuss the findings of both mobilizations together.

5150 East Pacific Coast Highway, Suite 450 ■ Long Beach, California 90804 ■ +1.310.879.4900 ■ www.rouxinc.com
California ■ Illinois ■ Massachusetts ■ New Jersey ■ New York ■ Texas ■ Virginia

METHODS OF INVESTIGATION

Pre-Field Activities

Prior to the start of field activities, Roux prepared a Site-specific Health and Safety Plan (HASP) to ensure worker safety. In addition to containing information regarding Roux's standard safety practices, the HASP contained information about potential hazards related to Site activities and provided the locations and contact information of nearby emergency services. Field workers acknowledged their familiarity with all safety procedures and indicated their intent to follow the HASP by signing the HASP after the tailgate safety meeting, which took place at the beginning of each field day.

Prior to completing the initial drilling activities on September 11, 2024, and the additional drilling activities on October 25, 2024, Roux contracted with GPRS, Inc. (GPRS) to conduct geophysical investigations to evaluate the proposed boring locations. Borings R-1 through R-10 (R-1 to R-4 are also referred to as SV-1 and SV-4) were evaluated prior to the initial mobilization, and borings SV-5 through SV-9 were evaluated prior to the additional mobilization (Figure 4) to mitigate the risk of encountering buried utility lines or other subsurface features. As part of the geophysical investigations, GPRS used a variety of techniques including ground-penetrating radar, metal detection, and utility location. At least 48 hours prior to fieldwork, the areas of the Site targeted for the investigation were marked in white paint and Underground Service Alert (USA, DigAlert Ticket: 2024090401499) was notified of the intended intrusive work. Based on the results of the geophysical survey and DigAlert utility mark outs, the intended drilling locations were not significantly altered.

Field Activities

Boring Advancement and Soil Sampling

Initial Mobilization

On September 11, 2024, four borings (R-1 through R-4) were advanced to 5 feet below ground surface (bgs), and six borings (R-5 through R-10) were advanced to 1-foot bgs by Cascade Drilling (Cascade), of Richmond, California. As shown on Figure 4, three of the deeper, 5-foot borings (R-1, R-2, and R-3) were located along the western edge of the Site adjacent to Lundy Road, while the fourth 5-foot boring (R-4) was located at the northwest boundary adjacent to the former Sheet Metal Training Center at 2350 Lundy Place.

Following the advancement of the four 5-foot soil borings, temporary soil vapor monitoring probes were installed to facilitate the collection of soil vapor samples (referred to as SV-1 to SV-4). The shallow 1-foot borings were advanced along the north, northeast, east, and southern boundaries of the Site. Soil samples were collected from the 5-foot soil borings (R-1 to R-4) at depths of 0.5 and 5-feet bgs, while samples from the shallow borings (R-5 to R-10) were collected at depths of 0.5 and 1-foot bgs. All borings were advanced using hand auger drilling equipment. Soil samples were collected directly from the hand auger into laboratory provided glass jars. The 5-foot soil samples collected for VOCs analysis were preserved in the field in accordance with United States Environmental Protection Agency (USEPA) method 5035, which included the collection of 5-gram aliquots of soil from each soil sample using a plastic plunger (Terra Core). The 5-gram aliquots of soil were placed in 40-milliliter (mL) volatile organic analysis (VOA) vials that contained either sodium bisulfate or methanol preservative.

After collection, all soil samples were labeled, placed on ice, and transported under chain-of-custody to Enthalpy Analytical (Enthalpy) of Berkeley, California, a California-certified laboratory. The 0.5-foot soil samples collected from all ten sampling locations, along with a duplicate sample (DUP-0.5) collected at the R-6 boring location, were analyzed for the following constituents.

- Arsenic and lead by USEPA Method 6010B; and
- Organochlorine pesticides (OCPs) by USEPA Method 8081A.

The 1-foot soil samples collected from R-5 through R-10 were placed on hold pending initial analysis results and ultimately were not analyzed.

The 5-foot soil samples collected from R-1 through R-4 along with a duplicate sample (DUP-5.0) collected at the R-3 boring location, were analyzed for VOCs by USEPA Method 8260B.

Additional Mobilization

On October 25, 2024, five additional borings (SV-5 through SV-9) were advanced via hand auger to 5 feet bgs by PeneCore Drilling (PeneCore), of Woodland, California. As shown on Figure 4, two borings were advanced along the northwestern boundary of the existing Site building (SV-6 and SV-7), while the remaining three borings (SV-5, SV-8 and SV-9) were advanced within the footprint of the proposed building. Following advancement of the soil borings to 5 feet bgs, temporary soil vapor probes were installed to facilitate the collection of soil vapor samples. A soil sample was collected from each of the five borings at 5 feet bgs in laboratory provided glass jars and vials.

After collection, the soil samples were labelled, placed on ice, and transported under chain-of-custody to Enthalpy. All the soil samples were placed on hold, pending the results of the soil vapor analyses. On November 4, 2024, based on the soil vapor analytical results, holds were removed from the soil samples at borings SV-6, SV-7, and SV-9. These three soil samples were analyzed for VOCs by USEPA Method 8260B.

Soil Vapor Probe Installation and Sampling

Following advancement of the soil borings, temporary soil vapor probes (SV-1 through SV-9, Figure 4) were installed at 5 feet bgs. Soil vapor probes were constructed in accordance with the California Environmental Protection Agency (EPA), Department of Toxic Substances Control (DTSC), Los Angeles Regional Water Quality Control Board (LARWQCB), and San Francisco Regional Water Quality Control Board's (SFRWQCB) July 2015 Advisory, Active Soil Gas Investigations (*Soil Gas Advisory*, DTSC, 2015).

On September 13, 2024, and then on October 28, 2024, Roux collected a total of eleven (nine primary and two replicate) soil vapor samples from temporary probes SV-1 through SV-9. All soil vapor samples were collected in general accordance with the DTSC's October 2011 Guidance for the Evaluation and Mitigation of Subsurface Vapor Intrusion to Indoor Air (*Vapor Intrusion Guidance*) and the *Soil Gas Advisory*. A minimum 48-hour equilibration period was observed between installation and sampling of the soil vapor probes, consistent with the guidelines presented in the *Soil Gas Advisory*.

At each soil vapor probe, a 60-second shut-in test was conducted prior to purging the probe. Three system volumes, including the tubing, dry bentonite, and sand pack volumes, were purged from each probe at a rate not exceeding 200 milliliters per minute (mL/min). During purging and soil vapor sample collection activities, a leak test was performed using a shroud, which enclosed the soil vapor probe vault, probe tubing, and the entire sampling manifold, allowing for the utilization of helium as a leak check gas during purging and sampling. A minimum helium concentration of 20 percent was maintained within the shroud during the purging and soil vapor sample collection period. Soil vapor probe samples were collected in batch certified 1-liter SUMMA® canisters using a Gilian® GilAir® Plus air sampling pump set to a flow rate of 200 mL/min. Following sample collection, the canisters were transported under proper chain of custody protocol to Enthalpy for VOC analysis by USEPA Method TO-15 SCAN. Following collection, the probes were decommissioned, and the borehole was patched with asphalt or nearby soil as appropriate, to match the surrounding ground surface.

Investigation Derived Waste

Investigation Derived Waste (IDW) generated from boring and sampling activities was placed in a single Department of Transportation-rated 55-gallon drum at the Site. The drum was labeled and is temporarily

stored on-Site pending characterization and profile approval. Following profiling, the IDW drum will be transported off-Site under proper manifest for disposal in accordance with state and federal regulations.

RESULTS

Soil Results

The complete analytical laboratory reports are included as Attachment 1. Sample locations are shown on Figure 4. Soil results were compared to the following applicable screening criteria:

- Background Arsenic in Soil of the Urbanized San Francisco Bay Region (Duverge, 2011);
- USEPA Industrial/Commercial Regional Screening Levels (RSLs), dated May 2022 (USEPA, 2022); and
- DTSC Human and Ecological Risk Office (HERO) Human Health Risk Assessment (HHRA) Note Number 3 Screening Levels (DTSC SLs), dated June 2020 – Revised May 2022 (DTSC, 2022).

Arsenic and Lead

A summary of analytical results for arsenic and lead in soil is presented in Table 1. Arsenic was detected above the laboratory reporting limit (RL) in five locations at concentrations ranging from 6.8 milligrams per kilogram (mg/kg, R-8-0.5) to 8.6 mg/kg (R-9-0.5). These detections exceed the applicable screening levels of 0.36 mg/kg (DTSC) and 3.0 mg/kg (USEPA); however, none of the arsenic detections exceeded the San Francisco Bay Area natural background concentration in soil of 11 mg/kg. Lead was also detected above the laboratory RL at the same five locations at concentrations ranging from 15 mg/kg (R-10-0.5) to 20 mg/kg (R-2-0.5), all of which were below the applicable screening criteria of 500 mg/kg.

OCPs

A summary of analytical results for OCPs in soil is presented in Table 2. Only three compounds were detected above laboratory RLs at least once and none were detected at concentrations exceeding the applicable screening criteria.

- 4,4'-DDE was detected in five locations at concentrations ranging from 46 micrograms per kilogram (µg/kg, R-8-0.5) to 390 µg/kg (R-9-0.5). All detections were below the applicable screening criteria of 9,300 µg/kg (DTSC/USEPA).
- 4,4'-DDD was detected in two locations at a minimum concentration of 5.9 µg/kg (R-1-0.5) and a maximum concentration of 8.5 µg/kg (R-9-0.5). Both detections were below the lower applicable screening criteria of 6,200 µg/kg (DTSC, 2022).
- 4,4'-DDT was detected in five locations at concentrations ranging from 9.6 µg/kg (R-8-0.5) to 54 µg/kg (R-9-0.5). All detections were below the lower applicable screening criteria of 7,100 µg/kg (DTSC, 2022).

VOCs

During the first mobilization, five soil samples (four primary and one duplicate) were collected at 5 feet bgs and analyzed for VOCs. During the additional mobilization six soil samples (five primary and one duplicate) were collected and placed on hold, with the three samples collected from SV-6, SV-7, and SV-9 later selected for analysis based on soil vapor results from those locations.

VOCs were not detected above laboratory RLs in any of the analyzed samples, with the exception of a single detection (21 µg/kg) of para-Isopropyl Toluene at SV-6. A summary of analytical results for select VOCs in soil is presented in Table 3.

Conclusion: Metals, OCPs, and VOCs in soil are not considered to be chemicals of potential concern (COPCs) at the Site and there is no indication of an on-Site release.

Soil Vapor Results

A total of eleven soil vapor samples (nine primary and two replicate) were collected from the nine soil vapor probe locations (SV-1 through SV-9). Soil vapor analytical results for VOCs were compared to calculated soil vapor screening levels (SVSLs) using the DTSC recommended attenuation factor of 0.03 (DTSC, 2023). The 0.03 attenuation factor is applied to the following screening criteria:

- USEPA RSLs for Industrial Air, November 2022; and the
- DTSC HERO Note Number 3 Industrial Air SLs, May 2022.

VOCs

As shown on Table 4, a total of 21 VOC constituents were detected in one or more soil vapor samples above the laboratory RL. Only two compounds, tetrachloroethene (PCE) and benzene, were detected at least once above the calculated SVSLs.

- PCE was detected above the laboratory RL at all but one of the soil vapor sample locations (SV-8) at concentrations ranging from 6.6 µg/m^3 (SV-1) to 400 µg/m^3 (SV-7). Concentrations of PCE in soil vapor at SV-3, SV-6, SV-7, and SV-9 exceeded the conservative SVSL of 67 µg/m^3 (DTSC, 2022). Of the four probes that exceeded the SVSL, only one (SV-9) was located within the footprint of the future building and the concentration at this probe (95 µg/m^3) only marginally exceeded the conservative SVSL. PCE detections in soil vapor are shown on Figure 5.
- Benzene was detected above the laboratory RL at four of nine soil vapor sample locations (SV-3, SV-4, SV-7, and SV-8) at concentrations ranging from 1.2 µg/m^3 (SV-4-5) to 26 µg/m^3 (SV-7-5). Only the detection of benzene in soil vapor at SV-7-5 exceeded the SVSL of 14 µg/m^3 (DTSC, 2022).

Based on the results of the soil vapor sampling, PCE soil vapor was highest near the northern property boundary and outside the proposed building footprint in areas historically used for parking purposes only. Corresponding soil samples from the vapor sample locations with PCE concentrations above the SVSL did not have detectable concentrations of PCE, confirming there is no on-Site source and suggesting the vapor likely originates from off-Site sources to the north. Analytical results for all detected VOCs in soil vapor samples are summarized in Table 4. The complete analytical laboratory report is included in Attachment 1.

Preliminary Health Risk Assessment

To contextualize the findings of the Phase II investigation, Roux completed a preliminary health risk assessment for a potential future vapor intrusion scenario. The preliminary health risk assessment utilized the soil vapor data generated during on-Site investigations for analysis using the DTSC approved modified Johnson and Ettinger Vapor Intrusion Model (J&E Model; 2024). The J&E Model was updated with select parameters for the proposed future building (i.e. ceiling height, slab thickness, soil composition, ect.) and the maximum soil vapor PCE concentration from beneath the proposed future building (95 µg/m^3) was used. Based on the results of the results of the J&E Model, the cumulative future health risk to the proposed building was calculated at $6.04E^{-09}$ below the DTSC acceptable value of $1.0E^{-06}$ and would be considered safe under a commercial/industrial land use scenario. Additionally, Roux conducted a model using the highest concentration of PCE detected in soil vapor of 400 µg/m^3 (SV-7) outside the proposed building footprint to conservatively assess for a worst-case potential vapor intrusion scenario. The results of the additional J&E Model indicate the cumulative future health risk to the proposed building was calculated at $1.45E^{-09}$ below the DTSC acceptable value of $1.0E^{-06}$ and would

still be considered safe under a commercial/industrial land use scenario. Copies of Roux's J&E Model calculations are provided in Attachment 2.

Proposed Redevelopment

As discussed above, the Client intends to redevelop the Site with an approximately 132,300 square foot warehouse building in the southern portion of the Site. Based on the results of this investigation, the building footprint will be located outside of the areas with the highest potential for vapor intrusion. The areas of the Site with the highest reported PCE concentrations will be used as future drive lanes, parking, and loading docks and as such would not present a vapor intrusion concern to future occupants (Figure 5). Additionally, as part of the redevelopment the future building pad will require cut and fill of soil to a final elevation approximately 5 to 7 feet above current existing grade (Figure 6). The cut and fill of soil will further provide a vapor diffusion area beneath the proposed building footprint to allow for the attenuation of PCE in soil vapor, further lowering the risk for vapor intrusion into the building.

Finally, there are multiple nearby properties under the environmental oversight of DEH. One such property (Stack Infrastructure, 2001 Fortune Dr., San Jose, CA) completed site characterization work to assess the potential for vapor intrusion in a future building. DEH issued a letter, dated August 24, 2020, whereby they stated that, based on the defined nature and limited extent of PCE contamination at the Stack property, and the fact that the area of highest PCE in soil vapor (460 µg/m^3) would be outside the footprint of the future building, "*DEH does not require the installation of a vapor intrusion mitigation system (VIMS) beneath the future building footprint.*"

CONCLUSIONS & RECOMMENDATIONS

Between September 11 and October 28, 2024, Roux implemented a subsurface investigation at the Site to evaluate the REC and OEF identified in the Phase I ESA. Specifically, shallow soil samples were collected and analyzed to evaluate potential impacts from historical agricultural operations and soil vapor samples were collected and analyzed to evaluate for potential vapor encroachment impacts from off-Site properties.

Roux collected shallow soil samples from 10 locations across the Site and analyzed them for OCPs, arsenic, and lead. The results of the shallow soil investigation did not identify elevated concentrations of the analyzed constituents, indicating that historical agricultural operations have not impacted shallow soil at the Site.

To evaluate potential vapor encroachment conditions, Roux collected soil vapor samples from nine locations along the Site boundary and beneath the proposed development footprint. PCE was detected in eight of nine locations, and in four locations exceeding the calculated SVSL. PCE was not detected in the corresponding soil samples, suggesting the absence of an on-Site source and indicating soil vapor impacts originate off-Site. Based on available historical data from nearby properties located north of the Site, groundwater flow in the Site vicinity has been reported to the southwest (Cornerstone, 2022).

Based on the results of Roux's Phase II investigation and the results of the preliminary health risk assessment, the vapor intrusion risk to future building occupants is low. Roux does not recommend installation of a subslab VIMS, which is consistent with conclusions reached by other consultants and DEH at a nearby redevelopment property.

As presented in this Updated Report, Roux has addressed the REC and OEF identified in the Phase I ESA and evaluated the potential for vapor intrusion to the future building. No additional investigations or mitigations are recommended at this time.

CLOSING

Should you have any questions or require any further information regarding the contents of this Revised Report, please do not hesitate to contact Jonathan Anderson by telephone at 909-754-8410 or by email at joanderson@rouxinc.com or Mauricio Escobar by telephone at 310-879-4920 or by email at mescobar@rouxinc.com.

Sincerely,

ROUX ASSOCIATES, INC.

PROFESSIONAL GEOLOGIST
Jonathan P. Anderson
No. 9876
STATE OF CALIFORNIA

Jonathan Anderson, P.G
Senior Geologist

PROFESSIONAL GEOLOGIST
MAURICIO H. ESCOBAR
No. 7506
EXP. 08/31/2025
STATE OF CALIFORNIA

Mauricio H. Escobar, P.G.
Vice President / Principal Geologist

ENCLOSURES:

Table 1	Metals in Soil
Table 2	Organochlorine Pesticides in Soil
Table 3	Volatile Organic Compounds in Soil
Table 4	Volatile Organic Compounds in Soil Vapor
Figure 1	Site Location Map
Figure 2	Site Plan and Vicinity
Figure 3	Proposed Redevelopment
Figure 4	Soil and Soil Vapor Sampling Locations
Figure 5	PCE in Soil Vapor – 5 Feet BGS
Figure 6	Proposed Cut and Fill Map
Attachment 1	Laboratory Analytical Reports
Attachment 2	J&E Model Results

REFERENCES

California Environmental Protection Agency, Department of Toxic Substances Control, 2011. *Guidance for the Evaluation and Mitigation of Subsurface Vapor Intrusion to Indoor Air*. Dated October 2011.

California Environmental Protection Agency, Department of Toxic Substances Control, Los Angeles Regional Water Quality Control Board, San Francisco Regional Water Quality Control Board, 2015. *Advisory, Active Soil Gas Investigations*. Dated July 2015.

Cornerstone Earth Group (Cornerstone), 2022, *Site Management Plan, 2001 Tarob Court, Milpitas, California,* April 22.

DTSC, 2022. *DTSC HHRA Note Number 3, DTSC-modified Screening Levels (DTSC-SLs)*, June, 2020, revised May, 2022.

DTSC, 2023. *Supplemental Guidance: Screening and Evaluating Vapor Intrusion, Final Draft.* February 2023.

Duverge, 2011. *Establishing Background Arsenic in Soil of the Urbanized San Francisco Bay Region.* Dated December 2011.

Johnson & Ettinger Model, 2024, DTSC Modified Version of Johnson and Ettinger Model Spreadsheet

Roux, 2024. *Phase I Environmental Site Assessment – 2334 Lundy Place, San Jose, California*, December 12, 2024.

USEPA, 2024. United States Environmental Protection Agency (USEPA), 2024. *Regional Screening Levels*, May.

TABLES

1. Metals in Soil
2. Organochlorine Pesticides in Soil
3. Volatile Organic Compounds in Soil
4. Volatile Organic Compounds in Soil Vapor

Table 1
Soil Analytical Results - Metals
2334 Lundy Place, San Jose, CA

Sample ID	Depth (ft bgs)	Date Sampled	Arsenic	Lead
		Analytical Method	USEPA Method 6010B	
		Unit	Milligrams per Kilogram (mg/kg)	
		DTSC Commercial/Industrial Soil SL	**0.36**	**500**
		USEPA Industrial Soil RSL	**3**	**800**
		San Francisco Bay Area Background Concentration[1]	**11**	**NA**
R-1-0.5	0.5	9/11/2024	**7.9**	**18**
R-2-0.5	0.5	9/11/2024	**7.6**	**20**
R-3-0.5	0.5	9/11/2024	<0.99	<0.99
R-4-0.5	0.5	9/11/2024	<0.99	<0.99
R-5-0.5	0.5	9/11/2024	<0.98	<0.98
R-6-0.5	0.5	9/11/2024	<0.96	<0.96
R-6-0.5-D	*0.5*	*9/11/2024*	*<0.99*	*<0.99*
R-7-0.5	0.5	9/11/2024	<0.98	<0.98
R-8-0.5	0.5	9/11/2024	**6.8**	**17**
R-9-0.5	0.5	9/11/2024	**8.6**	**18**
R-10-0.5	0.5	9/11/2024	**7.7**	**15**

Notes:
ft bgs = feet below ground surface
USEPA = United States Environmental Protection Agency
mg/kg = milligrams per kilogram

DTSC Commercial/Industrial Soil SL = California Department of Toxic Substances Control (DTSC) Human and Ecological Risk Office (HERO) Human Health Risk Assessment (HHRA) Note 3 Screening Level for Commercial/Industrial Soil (May 2022)

USEPA Commercial/Industrial Soil RSL = USEPA Regional Screening Level for Commercial/Industrial Soil (May 2024)

[1]Arsenic concentrations are compared to the accepted background concentration for the San Francisco Bay Region as presented in "Establishing Background Arsenic in Soil of The Urbanized San Francisco Bay Region" by Dylan Jacques Duverge, December 2011.

Bold indicates that value exceeds laboratory reporting limit
Italics indicate sample is a duplicate
<X = analyte not detected above laboratory reporting limit

Table 2
Soil Analytical Results - Organochlorine Pesticides (OCPs)
2334 Lundy Place, San Jose, CA

Sample ID	Depth (ft bgs)	Date Sampled	4,4'-DDE	4,4'-DDD	4,4'-DDT	All Other OCPs
		Analytical Method	USEPA Method 8081A			
		Unit	µg/kg			
		USEPA Commercial/Industrial Soil RSL	9,300	9,600	8,500	Varies
		DTSC Commercial/ Industrial Soil RSL	9,300	6,200	7,100	Varies
R-1-0.5	0.5	9/11/2024	**260**	**5.9**	**37**	ND
R-2-0.5	0.5	9/11/2024	**110**	<5.0	**14**	ND
R-3-0.5	0.5	9/11/2024	<25	<25	<25	ND
R-4-0.5	0.5	9/11/2024	<10	<10	<10	ND
R-5-0.5	0.5	9/11/2024	<25	<25	<25	ND
R-6-0.5	0.5	9/11/2024	<25	<25	<25	ND
R-6-0.5-D	*0.5*	*9/11/2024*	*<25*	*<25*	*<25*	*ND*
R-7-0.5	0.5	9/11/2024	<25	<25	<25	ND
R-8-0.5	0.5	9/11/2024	**46**	<5.0	**9.6**	ND
R-9-0.5	0.5	9/11/2024	**390**	**8.5**	**54**	ND
R-10-0.5	0.5	9/11/2024	**290**	<5.0	**26**	ND

Notes:
OCPs = Organochlorine Pesticides
USEPA = United States Environmental Protection Agency
µg/kg = micrograms per kilogram
Bold indicates that value exceeds laboratory reporting limit
Italics indicate sample is a duplicate
<X = analyte not detected above laboratory reporting limit
DTSC Commercial/Industrial Soil SL = California Department of Toxic Substances Control (DTSC) Human and Ecological Risk Office (HERD) Human Health Risk Assessment (HHRA) Note 3 Screening Level for Commercial/Industrial Soil (May 2022)
USEPA Commercial/Industrial Soil RSL = USEPA Regional Screening Level for Commercial/Industrial Soil (May 2024)
Bold Indicates that value exceeds laboratory reporting limit
ND = Not detected above laboratory reporting limits

Table 3
Soil Analytical Results - Volatile Organic Compounds (VOCs)
2334 Lundy Place, San Jose, CA

	Depth (ft bgs)	Date Sampled	Benzene	Trichloroethene	Toluene	Tetrachloroethene	Ethylbenzene	m,p-Xylenes	o-Xylene	para-Isopropyl Toluene	Other Analyzed VOCs
Analytical Method			**USEPA Method 8260B**								
Unit			**µg/kg**								
DTSC Commercial/Industrial Soil SL			**1,400**	**NS**	**5,300,000**	**2,700**	**NS**	**NS**	**NS**	**NS**	**varies**
USEPA Industrial Soil RSL			**5,100**	**6,000**	**47,000,000**	**100,000**	**25,000**	**NS**	**2,800,000**	**NS**	**varies**
R-1-5	5	9/11/2024	<4.1	<4.1	<4.1	<4.1	<4.1	<8.1	<4.1	<4.1	ND
R-2-5	5	9/11/2024	<4.2	<4.2	<4.2	<4.2	<4.2	<8.4	<4.2	<4.2	ND
R-3-5	5	9/11/2024	<3.3	<3.3	<3.3	<3.3	<3.3	<6.7	<3.3	<3.3	ND
R-3-5-D	*5*	*9/11/2024*	*<3.5*	*<3.5*	*<3.5*	*<3.5*	*<3.5*	*<7.0*	*<3.5*	*<3.5*	*ND*
R-4-5	5	9/11/2024	<3.7	<3.7	<3.7	<3.7	<3.7	<7.5	<3.7	<3.7	ND
SV-6-5	5	10/25/2024	<4.8	<4.8	<4.8	<4.8	<4.8	<9.5	<4.8	21	ND
SV-7-5	5	10/25/2024	<3.3	<3.3	<3.3	<3.3	<3.3	<6.7	<3.3	<3.3	ND
SV-9-5	5	10/25/2024	<3.6	<3.6	<3.6	<3.6	<3.6	<7.2	<3.6	<3.6	ND

Notes:

ft bgs = feet below ground surface

µg/kg = micrograms per kilogram

NA = Not analyzed or not applicable

NS = No standard established

USEPA = United States Environmental Protection Agency

USEPA Industrial Soil RSL = USEPA Regional Screening Level for Industrial Soil (May 2022)

DTSC Commercial/Industrial Soil SL = California Department of Toxic Substances Control (DTSC) Screening Level for Commercial/Industrial Soil (June 2020)

Human and Ecological Risk Office (HERO) Human Health Risk Assessment (HHRA) Note 3

Table 4
Soil Vapor Analytical Results - Volatile Organic Compounds (VOCs)
2334 Lundy Place, San Jose, CA

Sample ID	Depth (ft bgs)	Date Sampled	Acetone	Benzene	Carbon Disulfide	Chloroform	Ethylbenzene	Freon 12	Isopropanol (IPA)	m,p-Xylenes	Methylene Chloride	n-Hexane	o-Xylene	Tetrachloroethene	Toluene	Trichloroethene	1,1,1-Trichloroethane	Trichlorofluoromethane	2-Butanone	4-Methyl-2-Pentanone	Styrene	1,2,4-Trimethylbenzene	Xylene (total)	Other Analyzed VOCs
Analytical Method			USEPA Method TO-15																					
Unit			µg/m³																					
DTSC Commercial/Industrial Soil SL (AF = 0.03)			NS	14	NS	NS	NS	NS	NS	NS	400	NS	NS	67	43,333	267	146,667	0	NS	0	0	NS	NS	varies
USEPA Industrial Soil RSL (AF = 0.03)			NS	53	103,333	19	163	14,667	29,333	14,667	40,000	103,333	14,667	1,567	733,333	100	733,333	0	733,333	0	0	8,667	14,667	varies
SV-1-5	5	9/13/2024	16	<0.96	2.6	<1.5	<1.3	<1.5	3.9	<2.6	3.7	1.1	<1.3	6.6	1.6	<1.6	3.5	<1.70	<4.4	<1.20	<1.30	<1.5	<1.3	ND
SV-2-5	5	9/13/2024	27	<0.96	2.2	<1.5	<1.3	1.5	6.8	<2.6	<1.0	<1.1	<1.3	9.9	<1.1	2.7	<1.6	<1.70	29	<1.20	<1.30	<1.5	<1.3	ND
SV-3-5	5	9/13/2024	8.5	1.8	8.4	2.3	<1.3	<1.5	5.1	5.5	1.4	1.7	2.2	280	32	<1.6	<1.6	<1.70	<4.4	<1.20	<1.30	<1.5	7.8	ND
SV-4-5	5	9/13/2024	8.0	1.2	9.9	2.1	58	<1.6	11	250	<1.1	2.0	110	59	28	<1.7	<1.7	<1.80	<4.7	<1.30	<1.40	2.1	370	ND
SV-4-5-DUP	*5*	*9/13/2024*	*<3.8*	*<1.0*	*2.4*	*<1.6*	*<1.4*	*<1.6*	*5.7*	*<2.8*	*<1.1*	*1.3*	*<1.4*	*14*	*<1.2*	*<1.7*	*<1.7*	*<1.80*	*<4.7*	*<1.30*	*<1.40*	*<1.6*	*<1.4*	*ND*
SV-5-5	5	10/28/2024	<4.3	<1.2	3.0	<1.8	<1.6	<1.8	<4.4	<3.1	<1.3	19	<1.6	13	<1.4	<1.9	3.1	<2.0	<5.3	<1.5	<1.5	<1.8	<1.6	ND
SV-6-5	5	10/28/2024	5.2	<1.2	5.3	<1.8	66	<1.8	<4.4	290	<1.3	19	150	250	1.6	<1.9	7.3	<2.0	<5.3	<1.5	<1.5	<1.8	440	ND
SV-6-5-DUP	*5*	*10/28/2024*	4.4	*<1.2*	5.5	*<1.8*	67	*<1.8*	*<4.4*	290	*<1.3*	*<1.3*	150	250	1.6	*<1.9*	7.2	2.1	*<5.3*	*<1.5*	*<1.5*	*<1.8*	440	*ND*
SV-7-5	5	10/28/2024	6.3	26	16	3.8	15	<1.8	<4.4	28	<1.3	27	9.5	400	110	3.1	16	<2.0	<5.3	2.9	<1.5	<1.8	38	ND
SV-8-5	5	10/28/2024	<4.3	6.7	17	9.6	7.1	<1.8	<4.4	24	<1.3	19	10	<2.4	16	<1.9	<2.0	<2.0	<5.3	<1.5	<1.5	<1.8	34	ND
SV-9-5	5	10/28/2024	8.9	<1.2	10	17	<1.6	<1.8	<4.4	<3.1	<1.3	11	<1.6	95	2.5	<1.9	18	2.3	<5.3	<1.5	2.4	<1.8	<1.6	ND

Notes:
ft bgs = feet below ground surface
µg/m3 = micrograms per cubic meter
VOCs = volatile organic compounds
USEPA = United States Environmental Protection Agency
USEPA Industrial Indoor Air RSL = USEPA Industrial Indoor Air Regional Screening Level with screening attenuation factor of 0.03, according to the California Department of Toxic Substances Control (DTSC) Draft Supplemental Guidance: Screening and Evaluating Vapor Intrusion (May 2024)
DTSC Commercial/Industrial Indoor Air SL = DTSC Commercial/Industrial Indoor Air SL with screening attenuation factor of 0.03, according to the DTSC Draft Supplemental Guidance: Screening and Evaluating Vapor Intrusion (May 2022)
Bold indicates that value exceeds laboratory reporting limit
Highlight = Detection exceeds one of the applicable screening levels
AF = Attenuation Factor
NS = No standard established
<X or ND = analyte not detected above laboratory reporting limit
Italics indicate sample is a duplicate

FIGURES

1. Site Location Map
2. Site Plan and Vicinity
3. Proposed Redevelopment
4. Soil and Soil Vapor Sampling Locations
5. PCE in Soil Vapor – 5 Feet BGS
6. Proposed Cut and Fill Map

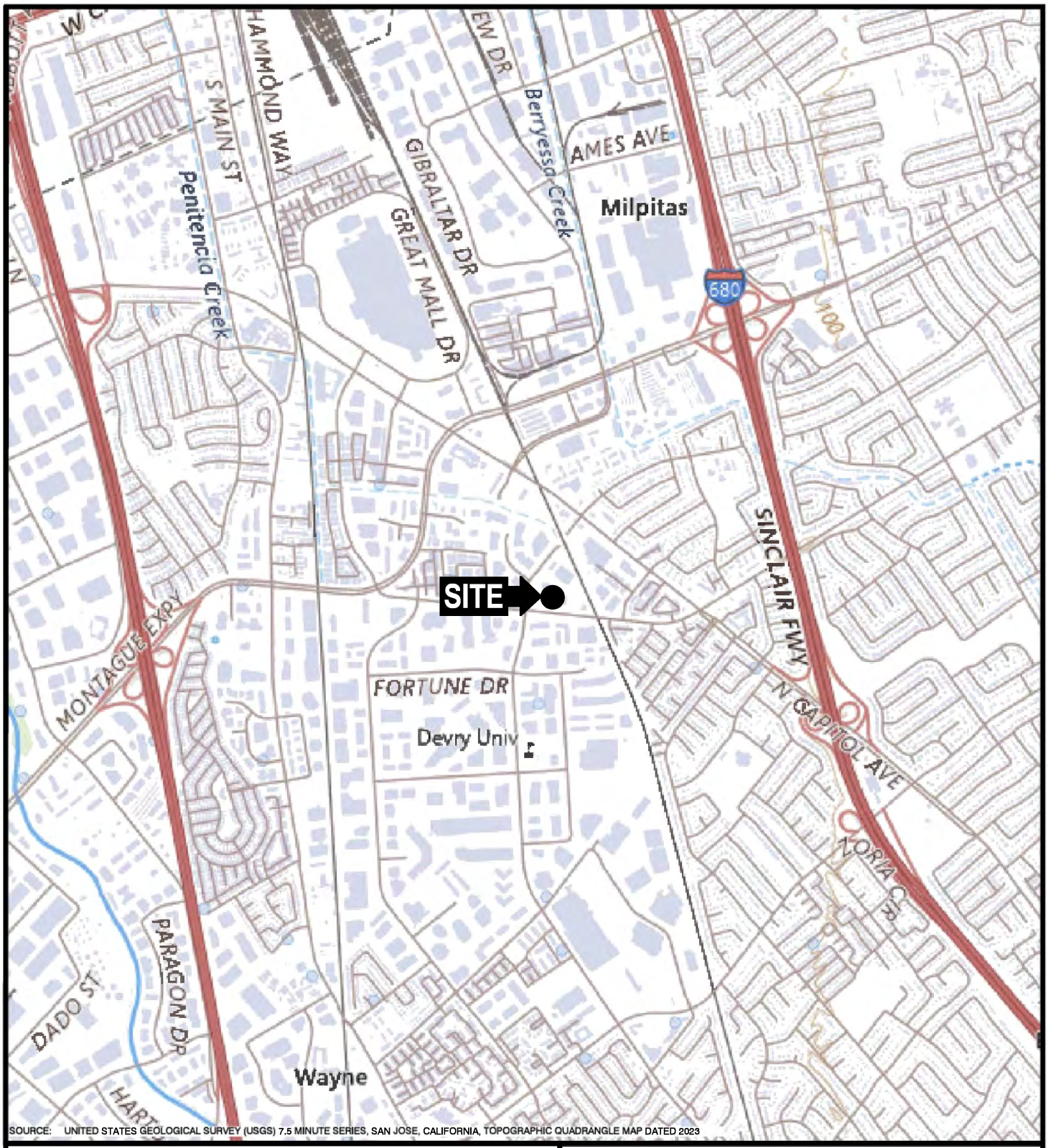

SOURCE: UNITED STATES GEOLOGICAL SURVEY (USGS) 7.5 MINUTE SERIES, SAN JOSE, CALIFORNIA, TOPOGRAPHIC QUADRANGLE MAP DATED 2023

QUADRANGLE LOCATION



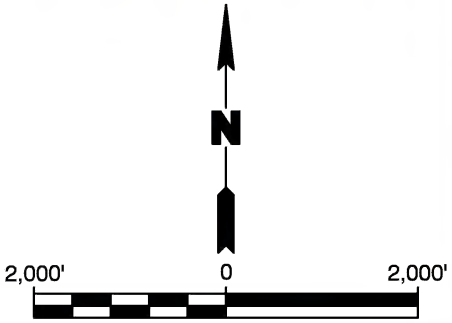

Title:

SITE LOCATION MAP

2334 LUNDY PLACE
SAN JOSE, CALIFORNIA

Prepared for:

OVERTON MOORE PROPERTIES

ROUX

Compiled by: A.W.	Date: 07/12/2024	FIGURE
Prepared by: A.W.	Scale: AS SHOWN	1
Project Mgr: J.O.A.	Project: 4121.0010L	
File: 001_4121.0010L_SITE LOCATION MAP.DWG		

S:\CLIENTS\4121.0010L OMP-LUNDY, SJ MHE\10CAD\001_4121.0010L_SITE LOCATION MAP.DWG

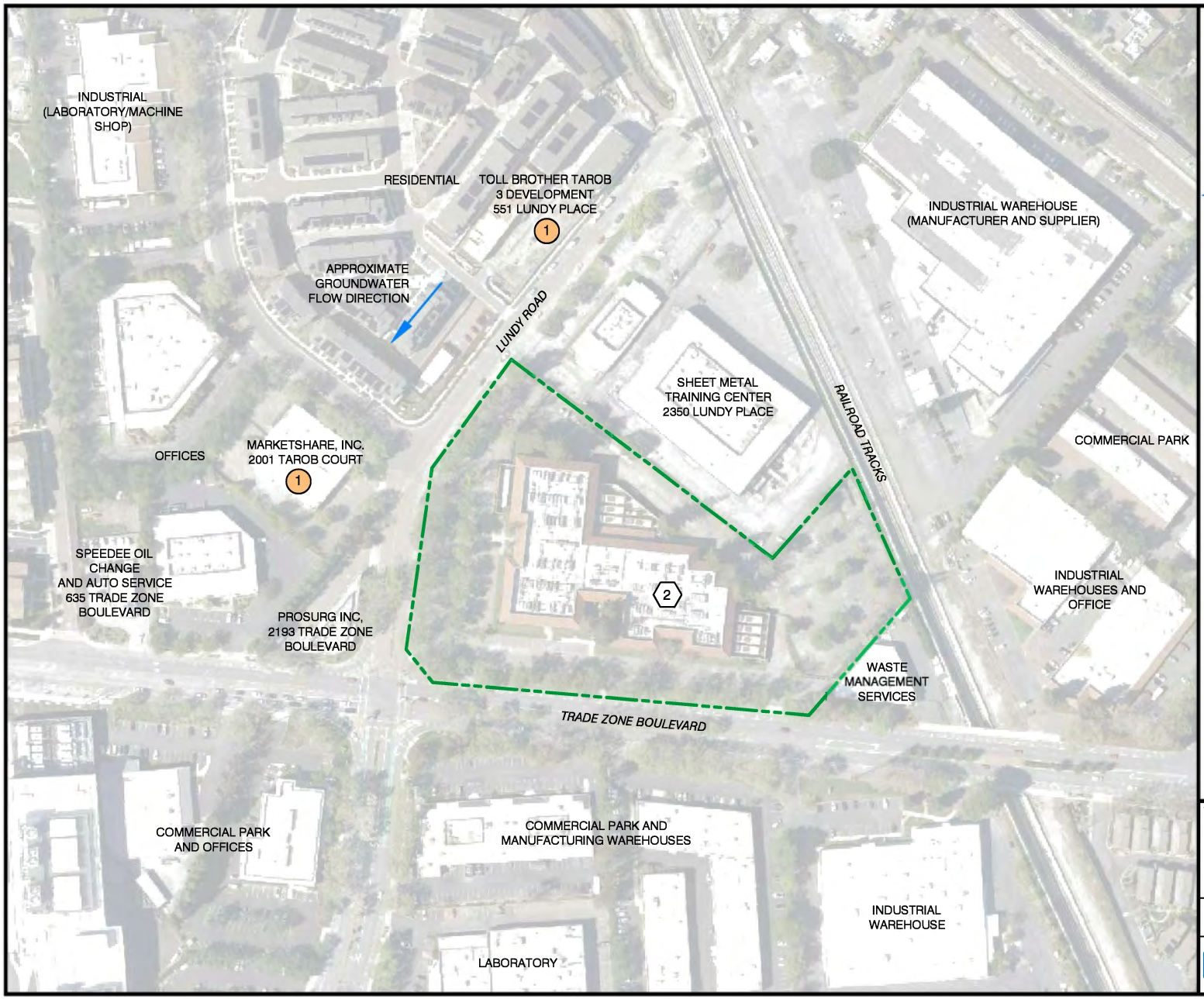

LEGEND

- APPROXIMATE SITE BOUNDARY
- (#) RECOGNIZED ENVIRONMENTAL CONDITION (REC)
- (#) OTHER ENVIRONMENTAL FEATURE (OEF)
- GROUNDWATER FLOW DIRECTION

NOTES

(2)

1. FORMER AGRICULTURAL USE (SITEWIDE)
2. GROUNDWATER FLOW DIRECTION IS TO THE SOUTHWEST, BASED ON GROUNDWATER MONITORING PERFORMED AT PROPERTY APPROXIMATELY 470 FEET NORTHWEST OF THE SITE (CORNERSTONE, 2022)

N

160' 0 160'

Title:

SITE PLAN AND VICINITY

2334 LUNDY PLACE
SAN JOSE, CALIFORNIA

Prepared for:

OVERTON MOORE PROPERTIES

ROUX

Compiled by: J.A.	Date: 11/25/2024
Prepared by: A.W.	Scale: AS SHOWN
Project Mgr: J.A.	Project: 4121.0010L
File: 009_4121.0010L_SITE PLAN AND VICINITY.DWG	

FIGURE 2

S:\CLIENTS\4121.0010L OMP-LUNDY, SJ MHE\10CAD\009_4121.0010L_SITE PLAN AND VICINITY.DWG

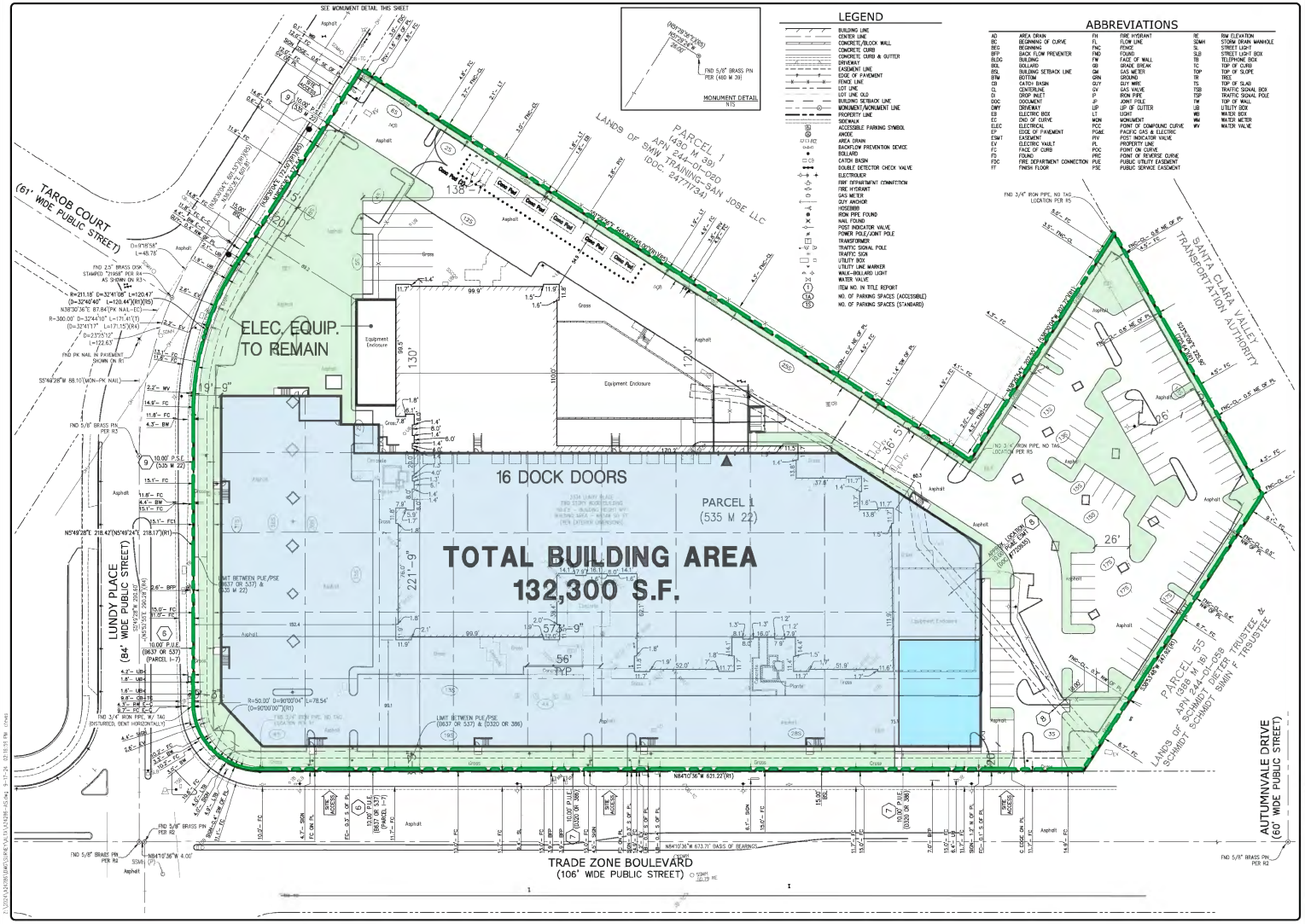

LEGEND

APPROXIMATE SITE BOUNDARY

Title:

PROPOSED DEVELOPMENT

2334 LUNDY PLACE
SAN JOSE, CALIFORNIA

Prepared for:

OVERTON MOORE PROPERTIES

ROUX

Compiled by: J.A.	Date: 11/21/2024
Prepared by: A.W.	Scale: AS SHOWN
Project Mgr: J.A.	Project: 4121.0010L
File: 006_4121.0010L_PROP DEV.DWG	

FIGURE 3

\\SRVLACAFP1\LA SHARED\CLIENTS\4121.0010L OMP-LUNDY, SJ MHE\10CAD\006_4121.0010L_PROP DEV.DWG

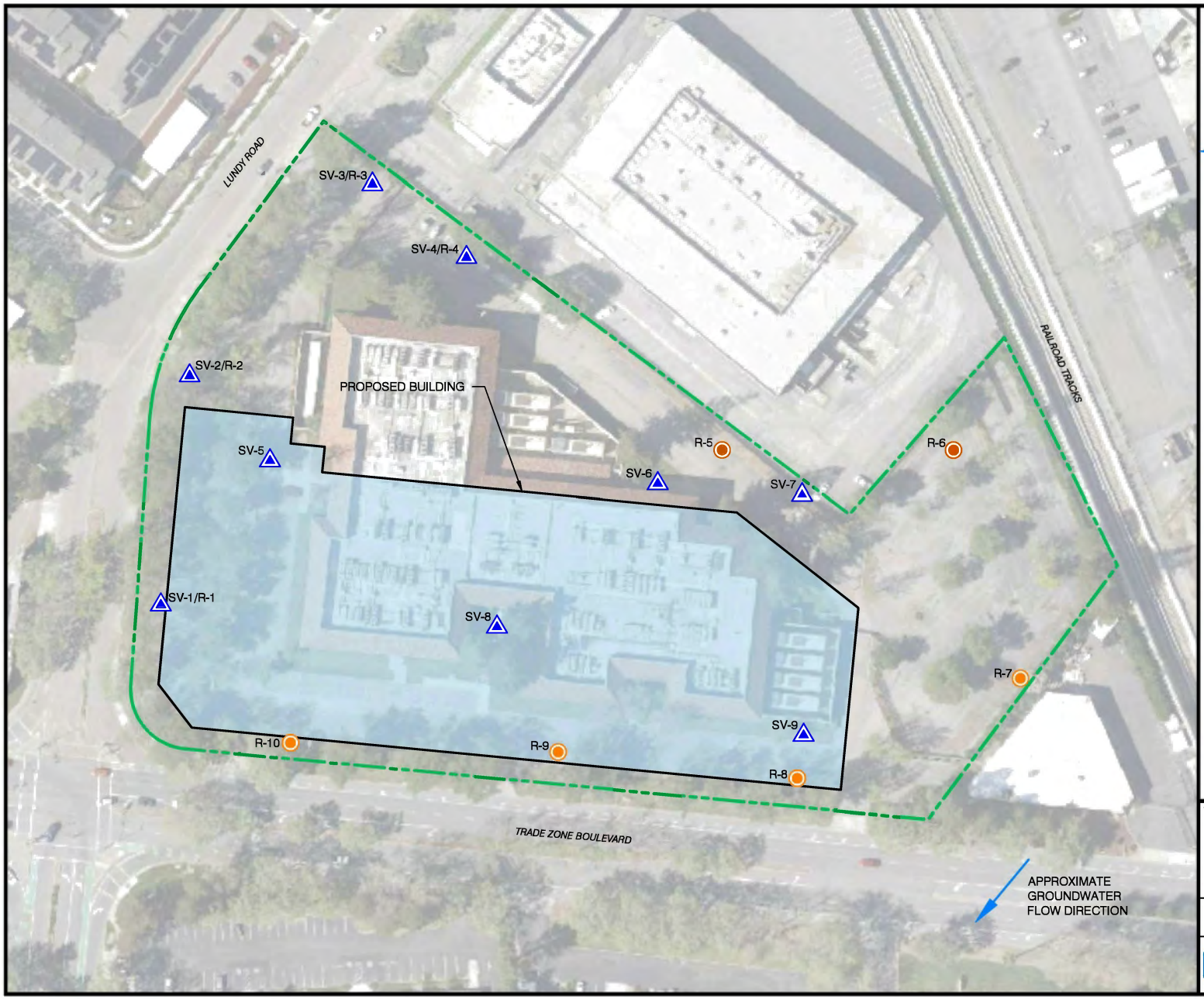

LEGEND

- APPROXIMATE SITE BOUNDARY
- SV-1 SOIL AND SOIL VAPOR BORINGS
- R-5 SHALLOW SOIL BORINGS
- GROUNDWATER FLOW DIRECTION

NOTES

1. GROUNDWATER FLOW DIRECTION IS TO THE SOUTHWEST, BASED ON GROUNDWATER MONITORING PERFORMED AT PROPERTY APPROXIMATELY 470 FEET NORTHWEST OF THE SITE (CORNERSTONE, 2022)

N

80' 0 80'

Title:

SOIL AND SOIL VAPOR SAMPLING LOCATIONS MAP

2334 LUNDY PLACE
SAN JOSE, CALIFORNIA

Prepared for:

OVERTON MOORE PROPERTIES

ROUX

Compiled by: J.A.	Date: 11/25/2024
Prepared by: A.W.	Scale: AS SHOWN
Project Mgr: J.A.	Project: 4121.0010L
File: 010_4121.0010L_SOIL AND SV LOCATIONS.DWG	

FIGURE 4

S:\CLIENTS\4121.0010L OMP-LUNDY, SJ MHE\10CAD\010_4121.0010L_SOIL AND SV LOCATIONS.DWG

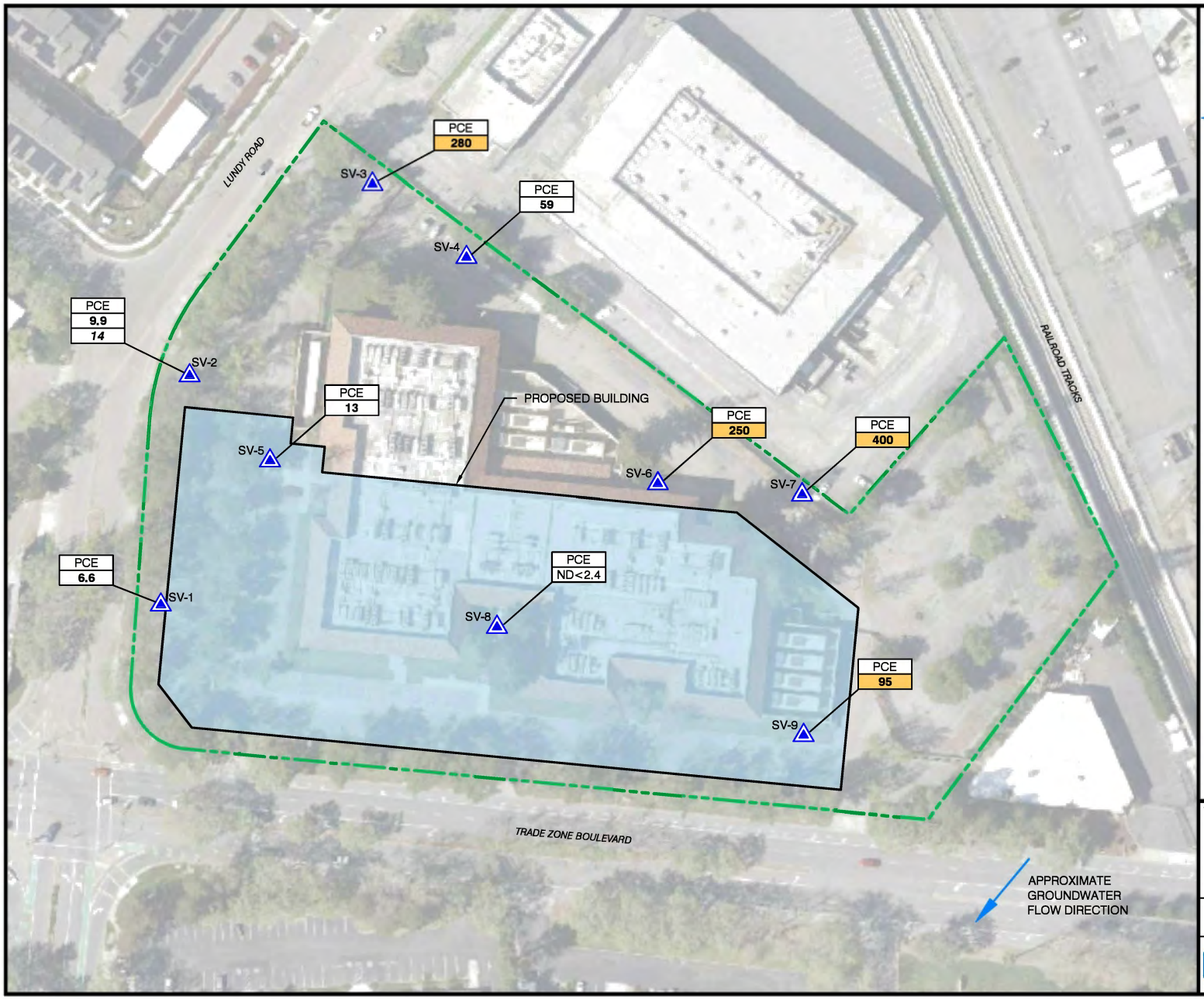

LEGEND

- APPROXIMATE SITE BOUNDARY
- SV-1 SOIL VAPOR BORINGS (ROUX, 2024)
- GROUNDWATER FLOW DIRECTION

NOTES

1. BGS = BELOW GROUND SURFACE
2. PCE = TETRACHLOROETHENE
3. $\mu g/m^3$ = MICROGRAMS PER CUBIC METER
4. SOIL VAPOR SAMPLES COLLECTED AT 5 FEET BGS
5. PCE CONCENTRATIONS IN $\mu g/m^3$
6. INDUSTRIAL SCREENING LEVEL FOR PCE USING 0.03 ATTENUATION FACTOR = 67 $\mu g/m^3$
7. *ITALICS* INDICATES DUPLICATE SAMPLE
8. ORANGE HIGHLIGHT INDICATES CONCENTRATION EXCEEDS INDUSTRIAL SCREENING LEVEL
9. ND = NOT DETECTED ABOVE LABORATORY REPORTING LIMIT
10. GROUNDWATER FLOW DIRECTION IS TO THE SOUTHWEST, BASED ON GROUNDWATER MONITORING PERFORMED AT PROPERTY APPROXIMATELY 470 FEET NORTHWEST OF THE SITE (CORNERSTONE, 2022)

N

80' 0 80'

Title:

PCE IN SOIL VAPOR - 5 FEET BGS

2334 LUNDY PLACE
SAN JOSE, CALIFORNIA

Prepared for:

OVERTON MOORE PROPERTIES

ROUX

Compiled by: J.A.	Date: 11/25/2024
Prepared by: A.W.	Scale: AS SHOWN
Project Mgr: J.A.	Project: 4121.0010L
File: 011_4121.0010L_PCE IN SV- SFT.DWG	

FIGURE 5

S:\CLIENTS\4121.0010L OMP-LUNDY, SJ MHE\10CAD\011_4121.0010L_PCE IN SV - SFT.DWG

Job: 2334 Lundy Place - PG Entitlements
Units: Ft-CY
Mon Mar 3, 2025 10:16:11 Page 1

Volume Report
Subgrade vs Existing

	Total	Cut	Area Fill	OnGrade	Volume Cut	Volume Fill	Comp/Ratio Cut	Comp/Ratio Fill	Compact Cut	Compact Fill	Export -Import	Change Per 0.1 ft
Job Site	299,922	135,990	152,926	11,006	9,797	15,004	0.90	1.00	8,817	15,004	-6,187	1,111

Sectional Qtys	Plane Area	Slope Area	Depth	Volume
AC-AUTO-PARK & DRIVE-TI 5	28,116	28,166	0.917	957
AC-AUTO-PARK & DRIVE-TI 5	2,488	2,509	0.917	85
AC-AUTO-PARK & DRIVE-TI 5	1,565	1,567	0.917	53
AC-AUTO-PARK & DRIVE-TI 5	1,678	1,678	0.917	57
AC-AUTO-PARK & DRIVE-TI 5	58	58	0.917	2
AC-TRUCK-DRIVE-TI 7	48,033	48,056	1.417	2,522
AC Sub:	**81,938**	**82,034**		**3,676**
BIORETENTION	715	716	2.500	66
BIORETENTION	1,131	1,131	2.500	105
BIORETENTION	6,330	6,330	2.500	586
BIORETENTION	240	240	2.500	22
BIORETENTION Sub:	**8,416**	**8,417**	**2.500**	**779**
BLDG	127,409	127,433	1.000	4,720
CONC-TRUCK-DRIVEWAY	1,151	1,152	1.000	43
CONC-TRUCK-DRIVEWAY	509	515	1.000	19
CONC-TRUCK-DRIVEWAY	738	744	1.000	28
CONC-TRUCK-DRIVEWAY	2,000	2,001	1.000	74
CONC-TRUCK-PARK	394	399	1.083	16
CONC-TRUCK-PARK	16,355	16,356	1.083	656
CONC-TRUCK-PARK	1,147	1,154	1.083	46
CONC Sub:	**22,294**	**22,321**		**882**
WALK	155	155	0.667	4
WALK	8,411	8,417	0.667	208
WALK	24	24	0.667	1
WALK	74	78	0.667	2
WALK	30	30	0.667	1
WALK	30	30	0.667	1
WALK	30	30	0.667	1
WALK	30	30	0.667	1
WALK	30	30	0.667	1
WALK	30	30	0.667	1
WALK	1,776	1,782	0.667	44
WALK	88	88	0.667	2
WALK	329	330	0.667	8
WALK	121	121	0.667	3
WALK Sub:	**11,158**	**11,175**	**0.667**	**278**
Sectional Total	**251,215**	**251,380**		**10,335**

AGTEK Sectional Area	Pavement Section	Class II AB Section	Total Area (SF)
AC-AUTO-PARK & DRIVE-TI 5	3" AC	8" AB	33,905
AC-TRUCK-DRIVE-TI 7	4" AC	13" AB	48,033
BIORETENTION	2.5' Bioretention Media Layer		8,416
BLDG	6" PCC Slab	6" Recycled AB	127,409
CONC-TRUCK-DRIVEWAY	6" PCC	6" AB	4,398
CONC-TRUCK-PARK	7" PCC	6" AB	17,896
WALK	4" PCC	4" AB	11,158
TOTAL SITE	-	-	**251,215**

EW Analysis:	Unit (CY)
Raw Cut	8,817.00
Raw Fill	(15,004.00)
Pavement Demo Swell	310.00
Building Slab Demo Swell	300.00
Proposed Building Spoils	1,920.00
Utility Spoils	400.00
TOTAL IMPORT	(3,257.00)

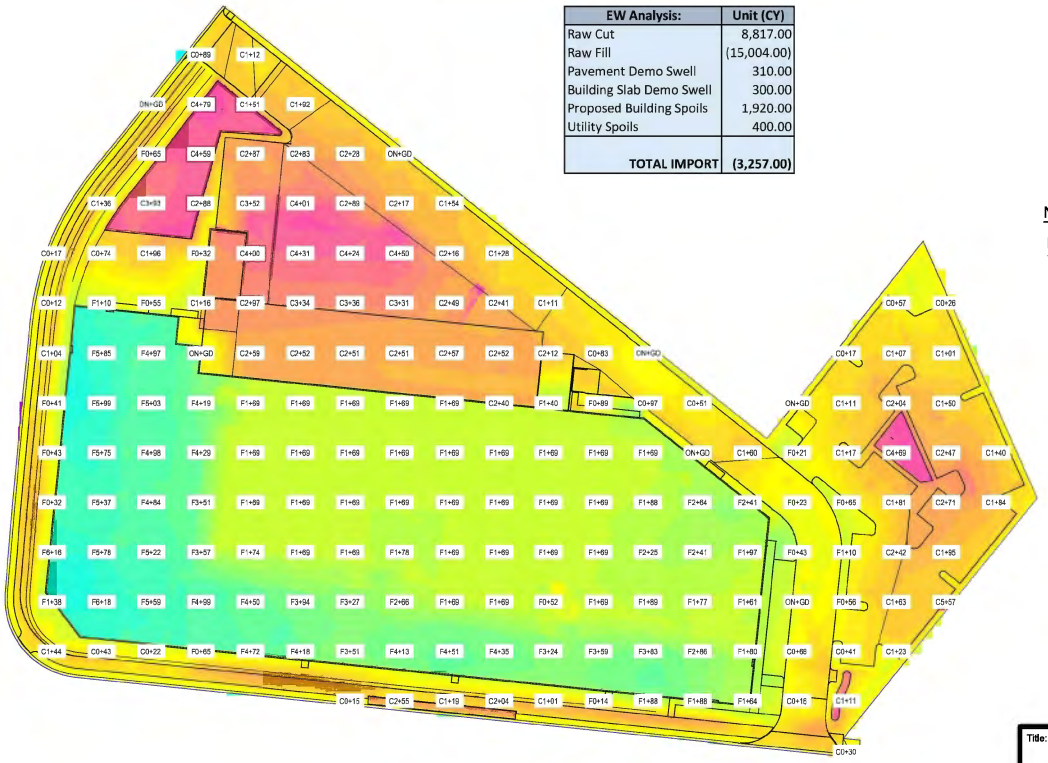

LEGEND

PROPOSED FILL DEPTH (FEET ABOVE MEAN SEA LEVEL):

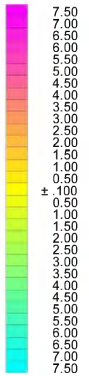

NOTE:

PROPOSE CUT AND FILL MAP SOURCE: KIER + WRIGHT, MARCH 3, 2025.

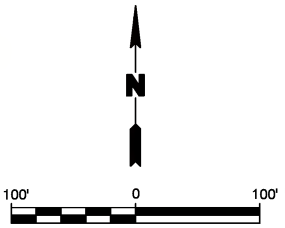

KIER+WRIGHT

Title:

PROPOSED CUT AND FILL MAP

2334 LUNDY PLACE
SAN JOSE, CALIFORNIA

Prepared for:

OVERTON MOORE PROPERTIES

ROUX

Compiled by: J.A.	Date: 8/1/2025
Prepared by: A.F.	Scale: AS SHOWN
Project Mgr: J.A.	Project: 4121.0010L
File: 012_4121.0010L_PROPOSED CUT AND FILL.DWG	

FIGURE 6

S:\CLIENTS\4121.0010L OMP-LUNDY, SJ MHE\10CAD\012_4121.0010L_PROPOSED CUT AND FILL.DWG

ATTACHMENTS

1. Laboratory Analytical Reports
2. J&E Model Results

ATTACHMENT 1

Laboratory Analytical Reports

Enthalpy Analytical
931 West Barkley Ave
Orange, CA 92868
(714) 771-6900

enthalpy.com

Lab Job Number : 515877
Report Level : II
Report Date : 09/23/2024

Analytical Report *prepared for:*

Justin Allen
Roux Associates, Inc.
5150 E. Pacific Coast Hwy.
Suite 450
Long Beach, CA 90804

Location: 2334 Lundy Place, 4121.0010L000

Authorized for release by:

Diane Galvan, Project Manager
714-771-9928
diane.galvan@enthalpy.com

This data package has been reviewed for technical correctness and completeness. Release of this data has been authorized by the Laboratory Manager or the Manager's designee, as verified by the above signature which applies to this PDF file as well as any associated electronic data deliverable files. The results contained in this report meet all requirements of NELAP and pertain only to those samples which were submitted for analysis. This report may be reproduced only in its entirety.

CA ELAP# 1338, NELAP# 4038, SCAQMD LAP# 18LA0518, LACSD ID# 10105

ENTHALPY ANALYTICAL

Sample Summary

Justin Allen
Roux Associates, Inc.
5150 E. Pacific Coast Hwy.
Suite 450
Long Beach, CA 90804

Lab Job #: 515877
Location: 2334 Lundy Place, 4121.0010L000
Date Received: 09/11/24

Sample ID	Lab ID	Collected	Matrix
R-7-0.5	515877-001	09/11/24 07:56	Soil
R-7-1.0	515877-002	09/11/24 08:03	Soil
R-6-0.5	515877-003	09/11/24 08:13	Soil
R-6-1.0	515877-004	09/11/24 08:19	Soil
R-5-0.5	515877-005	09/11/24 08:34	Soil
R-5-1.0	515877-006	09/11/24 08:39	Soil
R-4-0.5	515877-007	09/11/24 09:00	Soil
R-4-5.0	515877-008	09/11/24 09:10	Soil
R-3-0.5	515877-009	09/11/24 09:30	Soil
R-3-5.0	515877-010	09/11/24 09:40	Soil
R-10-0.5	515877-011	09/11/24 10:08	Soil
R-10-1.0	515877-012	09/11/24 10:10	Soil
R-9-0.5	515877-013	09/11/24 10:21	Soil
R-9-1.0	515877-014	09/11/24 10:24	Soil
R-8-0.5	515877-015	09/11/24 10:32	Soil
R-8-1.0	515877-016	09/11/24 10:35	Soil
R-1-0.5	515877-017	09/11/24 11:18	Soil
R-1-5.0	515877-018	09/11/24 11:21	Soil
R-2-0.5	515877-019	09/11/24 11:30	Soil
R-2-5.0	515877-020	09/11/24 11:33	Soil
DUP-0.5	515877-021	09/11/24 08:13	Soil
DUP-5.0	515877-022	09/11/24 09:40	Soil

ENTHALPY ANALYTICAL

Case Narrative

Roux Associates, Inc.	Lab Job Number:	515877
5150 E. Pacific Coast Hwy.		
Suite 450	Location:	2334 Lundy Place, 4121.0010L000
Long Beach, CA 90804		
Justin Allen	Date Received:	09/11/24

This data package contains sample and QC results for sixteen soil samples, requested for the above referenced project on 09/12/24. The samples were received cold and intact.

Pesticides (EPA 8081A):

- Samples 515877-001, 515877-003, 515877-007, 515877-009, and 515877-021 were diluted due to the color of the sample extracts.
- No other analytical problems were encountered.

ENTHALPY ANALYTICAL

Chain of Custody Record — Lab No: 515877 — Page: 1 of 3

Turn Around Time (rush by advanced notice only)

Standard:	X	5 Day:		3 Day:	
2 Day:		1 Day:		Custom TAT:	

Enthalpy Analytical - Berkeley
2323 5th Street, Berkeley, CA 94710
Phone 510-486-0900

Matrix: A = Air, S = Soil/Solid, W = Water, DW = Drinking Wate, SD = Sediment, PP = Pure Product, SEA = Sea Water, SW = Swab, T = Tissue, WP = Wipe, O = Other

Preservatives: 1 = $Na_2S_2O_3$, 2 = HCl, 3 = HNO_3, 4 = H_2SO_4, 5 = NaOH, 6 = Other

Sample Receipt Temp: 3.6 IR01 / 3.0 -0.6 (lab use only)

CUSTOMER INFORMATION		PROJECT INFORMATION	
Company:	Roux	Name:	2334 Lundy Place
Report To:	Justin Allen	Number:	4121.0010L000
Email:	jallen@rouxinc.com	P.O. #:	
Address:		Address:	2334 Lundy Place,
			San Jose, CA
Phone:	714-904-4867	Global ID:	
Fax:		Sampled By:	Jesse Carlson

	Sample ID	Sampling Date	Sampling Time	Matrix	Container No. / Size	Pres.	Analysis Request: VOCs by method 5035/8260B	OCPs by method 8180	Arsenic + Lead by method 6010	Test Instructions / Comments
1	R-7-0.5	9/11/2024	0756	S	1	NA		X	X	
2	R-7-1.0		0803		1	NA	HOLD			
3	R-6-0.5		0813		1	NA		X	X	
4	R-6-1.0		0819		1	NA	HOLD			
5	R-5-0.5		0834		1	NA		X	X	
6	R-5-1.0		0839		1	NA	HOLD			
7	R-4-0.5		0900		1	NA		X	X	
8	R-4-5.0		0910		5	6	X			
9	R-3-0.5		0930		1	NA		X	X	
10	R-3-5.0	↓	0940	↓	5	6	X			

	Signature	Print Name	Company / Title	Date / Time
1 Relinquished By:		Jesse Carlson	Roux / ~~7417~~	9/11 @ 1417
1 Received By:		Kenneth High	EA	9/11/24 1417
2 Relinquished By:		Kenneth High	EA	9/11/24 1524
2 Received By:		JETH CO	ENTHALPY	9/12/24 1058
3 Relinquished By:				
3 Received By:				

ENTHALPY ANALYTICAL

Chain of Custody Record — Lab No: 515877 — Page: 2 of 3

Turn Around Time (rush by advanced notice only)

Standard:	X	5 Day:		3 Day:	
2 Day:		1 Day:		Custom TAT:	

Enthalpy Analytical - Berkeley
2323 5th Street, Berkeley, CA 94710
Phone 510-486-0900

Matrix: A = Air S = Soil/Solid W = Water DW = Drinking Wate SD = Sediment PP = Pure Product SEA = Sea Water SW = Swab T = Tissue WP = Wipe O = Other

Preservatives: 1 = $Na_2S_2O_3$ 2 = HCl 3 = HNO_3 4 = H_2SO_4 5 = NaOH 6 = Other

Sample Receipt Temp: (lab use only)

CUSTOMER INFORMATION		PROJECT INFORMATION	
Company:	Roux Associates	Name:	2334 Lundy Place
Report To:	Justin Allen	Number:	4121.0010L000
Email:	jallen@rouxinc.com	P.O. #:	
Address:		Address:	2334 Lundy Pl.
			San Jose, CA
Phone:	714-904-4867	Global ID:	
Fax:		Sampled By:	Jesse Carlson

	Sample ID	Sampling Date	Sampling Time	Matrix	Container No. / Size	Pres.	Analysis Request: VOCs by Method 5035/8260B	OCPs by Method 8081A	Arsenic & Lead by Method 6010	Test Instructions / Comments
1	R-10-0.5	9/11/24	1008	S	1	NA		X	X	
2	R-10-1.0		1010		1	NA	HOLD			
3	R-9-0.5		1021		1	NA		X	X	
4	R-9-1.0		1024		1	NA	HOLD			
5	R-8-0.5		1032		1	NA		X	X	
6	R-8-1.0		1035		1	NA	HOLD			
7	R-1-0.5		1118		1	NA		X	X	
8	R-1-5.0		1121		5	6	X			
9	R-2-0.5		1130		1	NA		X	X	
10	R-2-5.0		1133		5	6	X			

	Signature	Print Name	Company / Title	Date / Time
1 Relinquished By:		Jesse Carlson	Roux	9/11 @ 1417
1 Received By:		Kenneth High	RKH EA	9/11/24 1417
2 Relinquished By:		Kenneth High	EA	9/11/24 1529
2 Received By:		JETH CO	ENTHALPY	9/12/24 1058
3 Relinquished By:				
3 Received By:				

ENTHALPY ANALYTICAL

Chain of Custody Record

Lab No: 515877

Page: 3 of 3

Turn Around Time (rush by advanced notice only)

Standard:	X	5 Day:		3 Day:	
2 Day:		1 Day:		Custom TAT:	

Enthalpy Analytical - Berkeley

2323 5th Street, Berkeley, CA 94710

Phone 510-486-0900

Matrix: A = Air S = Soil/Solid W = Water DW = Drinking Wate SD = Sediment PP = Pure Product SEA = Sea Water SW = Swab T = Tissue WP = Wipe O = Other

Preservatives: 1 = $Na_2S_2O_3$ 2 = HCl 3 = HNO_3 4 = H_2SO_4 5 = NaOH 6 = Other

Sample Receipt Temp: (lab use only)

CUSTOMER INFORMATION		PROJECT INFORMATION	
Company:	Roux Associates	Name:	2334 Lundy Pl
Report To:	Justin Allen	Number:	4121.0010L000
Email:	jallen@rouxinc.com	P.O. #:	
Address:		Address:	2334 Lundy Pl.
			San Jose, CA
Phone:	714-904-4867	Global ID:	
		Sampled By:	Jesse Carlson

	Sample ID	Sampling Date	Sampling Time	Matrix	Container No. / Size	Pres.	Analysis Request: VOCs by Method 5035/8260B	OCPs by Method 8180	Arsenic + Lead by Method 6010	Test Instructions / Comments
1	DUP-0.5	9/11/24	0813	S	1	NA		X	X	
2	DUP-5.0	↓	0940	↓	5	~~NA~~ 6	X			
3										
4										
5										
6										
7										
8										
9										
10										

	Signature	Print Name	Company / Title	Date / Time
[1] Relinquished By:		Jesse Carlson	Roux	9/11 @ 1417
[1] Received By:		Kenneth High	EA	9/11/24 1417
[2] Relinquished By:		Kenneth High	EA	9/11/24 1524
[2] Received By:		JETH CO	ENTHALPY	9/12/24 1056
[3] Relinquished By:				
[3] Received By:				

SAMPLE RECEIPT CHECKLIST

Section 1: General Info

Date Received: 9/11/24 WO# 515877 Client: Roux

Section 2: Shipping / Custody **Are custody seals present?** ☐ Yes ☑ No

Custody seals intact on arrival? ☑ N/A ☐ Yes ☐ No ☐ On cooler / box ☐ On samples

Shipping Info: _____

Section 3a: Condition / Packaging ☐ **Outside 0.0 - 6.0°C (0.0 - 10.0°C for microbiology) (PM notified)**

Date Opened 9/11/24 By (initials) KHH Type of ice used : ☑ Wet ☐ Blue/Gel ☐ None

☑ Samples received on ice directly from the field; cooling process had begun. (if checked, skip temperatures)

☐ Sample matrix doesn't require cooling (e.g. air, bulk PCB). (if checked, skip temperatures)

If no cooler: Observed/Adjusted Temp (°C): _____ / _____ Thermometer/IR Gun: _____ CF: _____

Cooler Temp (°C) #1: ____/____ #2: ____/____ #3: ____/____ #4: ____/____ #5: ____/____ #6: ____/____

Section 3b: Microbiology Samples ☑ **No microbiology samples submitted (skip 3b)**

☐ Within temp range 0.0 - 10.0°C or received on ice directly from field.

☐ Adequate headspace for microbiology analysis.

Section 3c: Air Samples ☑ **No air samples submitted (skip 3c)**

☐ 1.4L Canisters ☐ 6L Canisters ☐ Tedlar Bags ☐ MCE Cassettes ☐ Sorbent Tubes ☐ Other _____

Section 4: Containers / Labels / Samples	YES	NO	N/A
1) Were custody papers present, filled properly, and legible?	✓		
2) Is the sampler's name present on the CoC?	✓		
3) Were containers received in good condition (unbroken / unopened / uncompromised)?	✓		
4) Were the samples bagged? (required for microbiology samples; recommended for soil samples)		✓	
5) Were all of, and only, the correct samples received?	✓		
6) Are sample labels present, legible, and in agreement with the CoC?	✓		
7) Does the container count match the CoC?	✓		
8) Was sufficient sample volume / mass received for the analyses requested?	✓		
9) Were samples received in proper containers for the analyses requested?	✓		
10) Were samples received with > 1/2 holding time remaining?	✓		
11) Are samples properly preserved as indicated by CoC / labels?	✓		
12) Unpreserved VOAs received - If necessary, was the hold time changed in LIMS?			✓
13) Are VOA vials free from headspace/bubbles > 6mm?			✓

Section 5: Explanations / Comments ☐ **PM notified**

Date Logged 9/11/24 **By (print)** Kenneth High **(sign)** KH

Date Labeled 9/11/24 **By (print)** Kenneth High **(sign)** KH

SAMPLE RECEIPT CHECKLIST

Section 1: General Info

Date Received: 9-12-24 WO# 515877 Client: Roux

Section 2: Shipping / Custody **Are custody seals present?** ☑ Yes ☐ No

Custody seals intact on arrival? ☐ N/A ☑ Yes ☐ No ☑ On cooler / box ☐ On samples

Shipping Info: _____

Section 3a: Condition / Packaging ☐ **Outside 0.0 - 6.0°C (0.0 - 10.0°C for microbiology) (PM notified)**

Date Opened 9-12-24 By (initials) JKC Type of ice used : ☑ Wet ☐ Blue/Gel ☐ None

☐ Samples received on ice directly from the field; cooling process had begun. (if checked, skip temperatures)

☐ Sample matrix doesn't require cooling (e.g. air, bulk PCB). (if checked, skip temperatures)

If no cooler: Observed/Adjusted Temp (°C): _____ / _____ Thermometer/IR Gun: IR01 CF: -0.6

Cooler Temp (°C) #1: 3.6 / 3.0 #2: ____/____ #3: ____/____ #4: ____/____ #5: ____/____ #6: ____/____

Section 3b: Microbiology Samples ■ **No microbiology samples submitted (skip 3b)**

☐ Within temp range 0.0 - 10.0°C or received on ice directly from field.

☐ Adequate headspace for microbiology analysis.

Section 3c: Air Samples ■ **No air samples submitted (skip 3c)**

☐ 1.4L Canisters ☐ 6L Canisters ☐ Tedlar Bags ☐ MCE Cassettes ☐ Sorbent Tubes ☐ Other _____

Section 4: Containers / Labels / Samples	YES	NO	N/A
1) Were custody papers present, filled properly, and legible?	X		
2) Is the sampler's name present on the CoC?	X		
3) Were containers received in good condition (unbroken / unopened / uncompromised)?	X		
4) Were the samples bagged? (required for microbiology samples; recommended for soil samples)			X
5) Were all of, and only, the correct samples received?	X		
6) Are sample labels present, legible, and in agreement with the CoC?	X		
7) Does the container count match the CoC?	X		
8) Was sufficient sample volume / mass received for the analyses requested?	X		
9) Were samples received in proper containers for the analyses requested?	X		
10) Were samples received with > 1/2 holding time remaining?	X		
11) Are samples properly preserved as indicated by CoC / labels?	X		
12) Unpreserved VOAs received - If necessary, was the hold time changed in LIMS?			X
13) Are VOA vials free from headspace/bubbles > 6mm?			X

Section 5: Explanations / Comments ☐ **PM notified**

Date Logged 9-11-24 **By (print)** Kenneth High **(sign)** _____

Date Labeled 9-11-24 **By (print)** Kenneth High **(sign)** _____

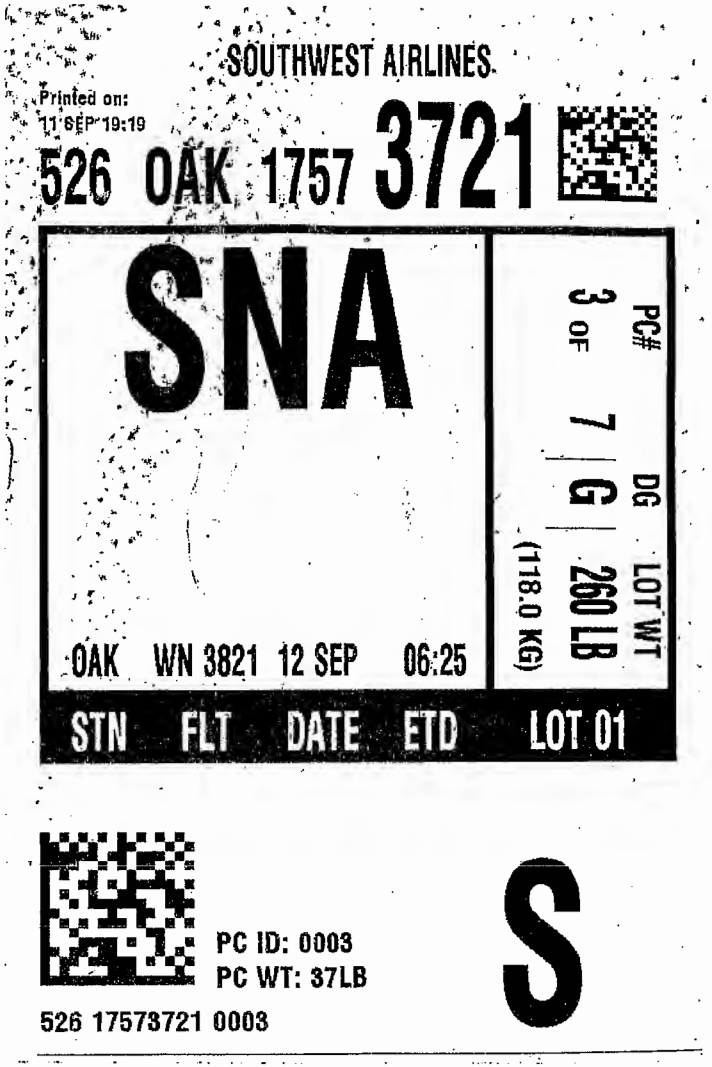
SOUTHWEST AIRLINES
Printed on:
11 SEP 19:19
526 OAK 1757 3721
SNA
PC# 3 OF 7
DG G
LOT WT 260 LB (118.0 KG)
OAK WN 3821 12 SEP 06:25
STN FLT DATE ETD
LOT 01
PC ID: 0003
PC WT: 37LB
526 17573721 0003
S

ENTHALPY ANALYTICAL

Analysis Results for 515877

Justin Allen
Roux Associates, Inc.
6160 E. Pacific Coast Hwy.
Suite 460
Long Beach, CA 90804

Lab Job #: 515877
Location: 2334 Lundy Place, 4121.0010L000
Date Received: 09/11/24

Sample ID: R-7-0.5 **Lab ID: 515877-001** **Collected: 09/11/24 07:56**
Matrix: Soil

515877-001 Analyte	Result	Qual	Units	RL	DF	Batch	Prepared	Analyzed	Chemist
Method: EPA 6010B Prep Method: EPA 3060B									
Arsenic	ND		mg/Kg	0.96	0.96	350076	09/13/24	09/13/24	CAP
Lead	ND		mg/Kg	0.96	0.96	350076	09/13/24	09/13/24	CAP
Method: EPA 8081A Prep Method: EPA 3546									
alpha-BHC	ND		ug/Kg	25	4.9	350302	09/16/24	09/17/24	MES
beta-BHC	ND		ug/Kg	25	4.9	350302	09/16/24	09/17/24	MES
gamma-BHC	ND		ug/Kg	25	4.9	350302	09/16/24	09/17/24	MES
delta-BHC	ND		ug/Kg	25	4.9	350302	09/16/24	09/17/24	MES
Heptachlor	ND		ug/Kg	25	4.9	350302	09/16/24	09/17/24	MES
Aldrin	ND		ug/Kg	25	4.9	350302	09/16/24	09/17/24	MES
Heptachlor epoxide	ND		ug/Kg	25	4.9	350302	09/16/24	09/17/24	MES
Endosulfan I	ND		ug/Kg	25	4.9	350302	09/16/24	09/17/24	MES
Dieldrin	ND		ug/Kg	25	4.9	350302	09/16/24	09/17/24	MES
4,4'-DDE	ND		ug/Kg	25	4.9	350302	09/16/24	09/17/24	MES
Endrin	ND		ug/Kg	25	4.9	350302	09/16/24	09/17/24	MES
Endosulfan II	ND		ug/Kg	25	4.9	350302	09/16/24	09/17/24	MES
Endosulfan sulfate	ND		ug/Kg	25	4.9	350302	09/16/24	09/17/24	MES
4,4'-DDD	ND		ug/Kg	25	4.9	350302	09/16/24	09/17/24	MES
Endrin aldehyde	ND		ug/Kg	25	4.9	350302	09/16/24	09/17/24	MES
Endrin ketone	ND		ug/Kg	25	4.9	350302	09/16/24	09/17/24	MES
4,4'-DDT	ND		ug/Kg	25	4.9	350302	09/16/24	09/17/24	MES
Methoxychlor	ND		ug/Kg	49	4.9	350302	09/16/24	09/17/24	MES
Toxaphene	ND		ug/Kg	490	4.9	350302	09/16/24	09/17/24	MES
Chlordane (Technical)	ND		ug/Kg	250	4.9	350302	09/16/24	09/17/24	MES
Surrogates				**Limits**					
TCMX	83%		%REC	23-120	4.9	350302	09/16/24	09/17/24	MES
Decachlorobiphenyl	68%		%REC	24-120	4.9	350302	09/16/24	09/17/24	MES

Results for any subcontracted analyses are not included in this section.

ENTHALPY ANALYTICAL

Analysis Results for 515877

Sample ID: R-6-0.5	Lab ID: 515877-003	Collected: 09/11/24 08:13
	Matrix: Soil	

515877-003 Analyte	Result	Qual	Units	RL	DF	Batch	Prepared	Analyzed	Chemist
Method: EPA 6010B Prep Method: EPA 3050B									
Arsenic	ND		mg/Kg	0.96	0.96	350076	09/13/24	09/13/24	CAP
Lead	ND		mg/Kg	0.96	0.96	350076	09/13/24	09/13/24	CAP
Method: EPA 8081A Prep Method: EPA 3546									
alpha-BHC	ND		ug/Kg	25	5	350302	09/16/24	09/17/24	MES
beta-BHC	ND		ug/Kg	25	5	350302	09/16/24	09/17/24	MES
gamma-BHC	ND		ug/Kg	25	5	350302	09/16/24	09/17/24	MES
delta-BHC	ND		ug/Kg	25	5	350302	09/16/24	09/17/24	MES
Heptachlor	ND		ug/Kg	25	5	350302	09/16/24	09/17/24	MES
Aldrin	ND		ug/Kg	25	5	350302	09/16/24	09/17/24	MES
Heptachlor epoxide	ND		ug/Kg	25	5	350302	09/16/24	09/17/24	MES
Endosulfan I	ND		ug/Kg	25	5	350302	09/16/24	09/17/24	MES
Dieldrin	ND		ug/Kg	25	5	350302	09/16/24	09/17/24	MES
4,4'-DDE	ND		ug/Kg	25	5	350302	09/16/24	09/17/24	MES
Endrin	ND		ug/Kg	25	5	350302	09/16/24	09/17/24	MES
Endosulfan II	ND		ug/Kg	25	5	350302	09/16/24	09/17/24	MES
Endosulfan sulfate	ND		ug/Kg	25	5	350302	09/16/24	09/17/24	MES
4,4'-DDD	ND		ug/Kg	25	5	350302	09/16/24	09/17/24	MES
Endrin aldehyde	ND		ug/Kg	25	5	350302	09/16/24	09/17/24	MES
Endrin ketone	ND		ug/Kg	25	5	350302	09/16/24	09/17/24	MES
4,4'-DDT	ND		ug/Kg	25	5	350302	09/16/24	09/17/24	MES
Methoxychlor	ND		ug/Kg	50	5	350302	09/16/24	09/17/24	MES
Toxaphene	ND		ug/Kg	500	5	350302	09/16/24	09/17/24	MES
Chlordane (Technical)	ND		ug/Kg	250	5	350302	09/16/24	09/17/24	MES
Surrogates				**Limits**					
TCMX	85%		%REC	23-120	5	350302	09/16/24	09/17/24	MES
Decachlorobiphenyl	91%		%REC	24-120	5	350302	09/16/24	09/17/24	MES

Results for any subcontracted analyses are not included in this section.

ENTHALPY ANALYTICAL

Analysis Results for 515877

Sample ID: R-5-0.5	Lab ID: 515877-005	Collected: 09/11/24 08:34
	Matrix: Soil	

515877-005 Analyte	Result	Qual	Units	RL	DF	Batch	Prepared	Analyzed	Chemist
Method: EPA 6010B Prep Method: EPA 3050B									
Arsenic	ND		mg/Kg	0.96	0.96	350076	09/13/24	09/13/24	CAP
Lead	ND		mg/Kg	0.96	0.96	350076	09/13/24	09/13/24	CAP
Method: EPA 8081A Prep Method: EPA 3546									
alpha-BHC	ND		ug/Kg	25	5	350302	09/16/24	09/17/24	MES
beta-BHC	ND		ug/Kg	25	5	350302	09/16/24	09/17/24	MES
gamma-BHC	ND		ug/Kg	25	5	350302	09/16/24	09/17/24	MES
delta-BHC	ND		ug/Kg	25	5	350302	09/16/24	09/17/24	MES
Heptachlor	ND		ug/Kg	25	5	350302	09/16/24	09/17/24	MES
Aldrin	ND		ug/Kg	25	5	350302	09/16/24	09/17/24	MES
Heptachlor epoxide	ND		ug/Kg	25	5	350302	09/16/24	09/17/24	MES
Endosulfan I	ND		ug/Kg	25	5	350302	09/16/24	09/17/24	MES
Dieldrin	ND		ug/Kg	25	5	350302	09/16/24	09/17/24	MES
4,4'-DDE	ND		ug/Kg	25	5	350302	09/16/24	09/17/24	MES
Endrin	ND		ug/Kg	25	5	350302	09/16/24	09/17/24	MES
Endosulfan II	ND		ug/Kg	25	5	350302	09/16/24	09/17/24	MES
Endosulfan sulfate	ND		ug/Kg	25	5	350302	09/16/24	09/17/24	MES
4,4'-DDD	ND		ug/Kg	25	5	350302	09/16/24	09/17/24	MES
Endrin aldehyde	ND		ug/Kg	25	5	350302	09/16/24	09/17/24	MES
Endrin ketone	ND		ug/Kg	25	5	350302	09/16/24	09/17/24	MES
4,4'-DDT	ND		ug/Kg	25	5	350302	09/16/24	09/17/24	MES
Methoxychlor	ND		ug/Kg	50	5	350302	09/16/24	09/17/24	MES
Toxaphene	ND		ug/Kg	500	5	350302	09/16/24	09/17/24	MES
Chlordane (Technical)	ND		ug/Kg	250	5	350302	09/16/24	09/17/24	MES
Surrogates				**Limits**					
TCMX	83%		%REC	23-120	5	350302	09/16/24	09/17/24	MES
Decachlorobiphenyl	61%		%REC	24-120	5	350302	09/16/24	09/17/24	MES

Results for any subcontracted analyses are not included in this section.

ENTHALPY ANALYTICAL

Analysis Results for 515877

Sample ID: R-4-0.5	Lab ID: 515877-007	Collected: 09/11/24 09:00
	Matrix: Soil	

515877-007 Analyte	Result	Qual	Units	RL	DF	Batch	Prepared	Analyzed	Chemist
Method: EPA 6010B Prep Method: EPA 3050B									
Arsenic	ND		mg/Kg	0.99	0.99	350076	09/13/24	09/13/24	CAP
Lead	ND		mg/Kg	0.99	0.99	350076	09/13/24	09/13/24	CAP
Method: EPA 8081A Prep Method: EPA 3546									
alpha-BHC	ND		ug/Kg	10	2	350302	09/16/24	09/17/24	MES
beta-BHC	ND		ug/Kg	10	2	350302	09/16/24	09/17/24	MES
gamma-BHC	ND		ug/Kg	10	2	350302	09/16/24	09/17/24	MES
delta-BHC	ND		ug/Kg	10	2	350302	09/16/24	09/17/24	MES
Heptachlor	ND		ug/Kg	10	2	350302	09/16/24	09/17/24	MES
Aldrin	ND		ug/Kg	10	2	350302	09/16/24	09/17/24	MES
Heptachlor epoxide	ND		ug/Kg	10	2	350302	09/16/24	09/17/24	MES
Endosulfan I	ND		ug/Kg	10	2	350302	09/16/24	09/17/24	MES
Dieldrin	ND		ug/Kg	10	2	350302	09/16/24	09/17/24	MES
4,4'-DDE	ND		ug/Kg	10	2	350302	09/16/24	09/17/24	MES
Endrin	ND		ug/Kg	10	2	350302	09/16/24	09/17/24	MES
Endosulfan II	ND		ug/Kg	10	2	350302	09/16/24	09/17/24	MES
Endosulfan sulfate	ND		ug/Kg	10	2	350302	09/16/24	09/17/24	MES
4,4'-DDD	ND		ug/Kg	10	2	350302	09/16/24	09/17/24	MES
Endrin aldehyde	ND		ug/Kg	10	2	350302	09/16/24	09/17/24	MES
Endrin ketone	ND		ug/Kg	10	2	350302	09/16/24	09/17/24	MES
4,4'-DDT	ND		ug/Kg	10	2	350302	09/16/24	09/17/24	MES
Methoxychlor	ND		ug/Kg	20	2	350302	09/16/24	09/17/24	MES
Toxaphene	ND		ug/Kg	200	2	350302	09/16/24	09/17/24	MES
Chlordane (Technical)	ND		ug/Kg	100	2	350302	09/16/24	09/17/24	MES
Surrogates				**Limits**					
TCMX	69%		%REC	23-120	2	350302	09/16/24	09/17/24	MES
Decachlorobiphenyl	69%		%REC	24-120	2	350302	09/16/24	09/17/24	MES

Results for any subcontracted analyses are not included in this section.

ENTHALPY ANALYTICAL

Analysis Results for 515877

Sample ID: R-4-5.0	Lab ID: 515877-008	Collected: 09/11/24 09:10
	Matrix: Soil	

515877-008 Analyte	Result	Qual	Units	RL	DF	Batch	Prepared	Analyzed	Chemist
Method: EPA 8260B Prep Method: EPA 5035									
3-Chloropropene	ND		ug/Kg	3.7	0.75	350567	09/19/24	09/19/24	TCN
cis-1,4-Dichloro-2-butene	ND		ug/Kg	3.7	0.75	350567	09/19/24	09/19/24	TCN
trans-1,4-Dichloro-2-butene	ND		ug/Kg	3.7	0.75	350567	09/19/24	09/19/24	TCN
Freon 12	ND		ug/Kg	3.7	0.75	350567	09/19/24	09/19/24	TCN
Chloromethane	ND		ug/Kg	3.7	0.75	350567	09/19/24	09/19/24	TCN
Vinyl Chloride	ND		ug/Kg	3.7	0.75	350567	09/19/24	09/19/24	TCN
Bromomethane	ND		ug/Kg	3.7	0.75	350567	09/19/24	09/19/24	TCN
Chloroethane	ND		ug/Kg	3.7	0.75	350567	09/19/24	09/19/24	TCN
Trichlorofluoromethane	ND		ug/Kg	3.7	0.75	350567	09/19/24	09/19/24	TCN
Acetone	ND		ug/Kg	75	0.75	350567	09/19/24	09/19/24	TCN
Freon 113	ND		ug/Kg	3.7	0.75	350567	09/19/24	09/19/24	TCN
1,1-Dichloroethene	ND		ug/Kg	3.7	0.75	350567	09/19/24	09/19/24	TCN
Methylene Chloride	ND		ug/Kg	6.6	0.75	350567	09/19/24	09/19/24	TCN
MTBE	ND		ug/Kg	3.7	0.75	350567	09/19/24	09/19/24	TCN
trans-1,2-Dichloroethene	ND		ug/Kg	3.7	0.75	350567	09/19/24	09/19/24	TCN
1,1-Dichloroethane	ND		ug/Kg	3.7	0.75	350567	09/19/24	09/19/24	TCN
2-Butanone	ND		ug/Kg	75	0.75	350567	09/19/24	09/19/24	TCN
cis-1,2-Dichloroethene	ND		ug/Kg	3.7	0.75	350567	09/19/24	09/19/24	TCN
2,2-Dichloropropane	ND		ug/Kg	3.7	0.75	350567	09/19/24	09/19/24	TCN
Chloroform	ND		ug/Kg	3.7	0.75	350567	09/19/24	09/19/24	TCN
Bromochloromethane	ND		ug/Kg	3.7	0.75	350567	09/19/24	09/19/24	TCN
1,1,1-Trichloroethane	ND		ug/Kg	3.7	0.75	350567	09/19/24	09/19/24	TCN
1,1-Dichloropropene	ND		ug/Kg	3.7	0.75	350567	09/19/24	09/19/24	TCN
Carbon Tetrachloride	ND		ug/Kg	3.7	0.75	350567	09/19/24	09/19/24	TCN
1,2-Dichloroethane	ND		ug/Kg	3.7	0.75	350567	09/19/24	09/19/24	TCN
Benzene	ND		ug/Kg	3.7	0.75	350567	09/19/24	09/19/24	TCN
Trichloroethene	ND		ug/Kg	3.7	0.75	350567	09/19/24	09/19/24	TCN
1,2-Dichloropropane	ND		ug/Kg	3.7	0.75	350567	09/19/24	09/19/24	TCN
Bromodichloromethane	ND		ug/Kg	3.7	0.75	350567	09/19/24	09/19/24	TCN
Dibromomethane	ND		ug/Kg	3.7	0.75	350567	09/19/24	09/19/24	TCN
4-Methyl-2-Pentanone	ND		ug/Kg	3.7	0.75	350567	09/19/24	09/19/24	TCN
cis-1,3-Dichloropropene	ND		ug/Kg	3.7	0.75	350567	09/19/24	09/19/24	TCN
Toluene	ND		ug/Kg	3.7	0.75	350567	09/19/24	09/19/24	TCN
trans-1,3-Dichloropropene	ND		ug/Kg	3.7	0.75	350567	09/19/24	09/19/24	TCN
1,1,2-Trichloroethane	ND		ug/Kg	3.7	0.75	350567	09/19/24	09/19/24	TCN
1,3-Dichloropropane	ND		ug/Kg	3.7	0.75	350567	09/19/24	09/19/24	TCN
Tetrachloroethene	ND		ug/Kg	3.7	0.75	350567	09/19/24	09/19/24	TCN
Dibromochloromethane	ND		ug/Kg	3.7	0.75	350567	09/19/24	09/19/24	TCN
1,2-Dibromoethane	ND		ug/Kg	3.7	0.75	350567	09/19/24	09/19/24	TCN
Chlorobenzene	ND		ug/Kg	3.7	0.75	350567	09/19/24	09/19/24	TCN
1,1,1,2-Tetrachloroethane	ND		ug/Kg	3.7	0.75	350567	09/19/24	09/19/24	TCN
Ethylbenzene	ND		ug/Kg	3.7	0.75	350567	09/19/24	09/19/24	TCN
m,p-Xylenes	ND		ug/Kg	7.5	0.75	350567	09/19/24	09/19/24	TCN
o-Xylene	ND		ug/Kg	3.7	0.75	350567	09/19/24	09/19/24	TCN
Styrene	ND		ug/Kg	3.7	0.75	350567	09/19/24	09/19/24	TCN

Results for any subcontracted analyses are not included in this section.

ENTHALPY ANALYTICAL

Analysis Results for 515677

515677-003 Analyte	Result	Qual	Units	RL	DF	Batch	Prepared	Analyzed	Chemist
Bromoform	ND		ug/Kg	3.7	0.75	350567	09/19/24	09/19/24	TCN
Isopropylbenzene	ND		ug/Kg	3.7	0.75	350567	09/19/24	09/19/24	TCN
1,1,2,2-Tetrachloroethane	ND		ug/Kg	3.7	0.75	350567	09/19/24	09/19/24	TCN
1,2,3-Trichloropropane	ND		ug/Kg	3.7	0.75	350567	09/19/24	09/19/24	TCN
Propylbenzene	ND		ug/Kg	3.7	0.75	350567	09/19/24	09/19/24	TCN
Bromobenzene	ND		ug/Kg	3.7	0.75	350567	09/19/24	09/19/24	TCN
1,3,5-Trimethylbenzene	ND		ug/Kg	3.7	0.75	350567	09/19/24	09/19/24	TCN
2-Chlorotoluene	ND		ug/Kg	3.7	0.75	350567	09/19/24	09/19/24	TCN
4-Chlorotoluene	ND		ug/Kg	3.7	0.75	350567	09/19/24	09/19/24	TCN
tert-Butylbenzene	ND		ug/Kg	3.7	0.75	350567	09/19/24	09/19/24	TCN
1,2,4-Trimethylbenzene	ND		ug/Kg	3.7	0.75	350567	09/19/24	09/19/24	TCN
sec-Butylbenzene	ND		ug/Kg	3.7	0.75	350567	09/19/24	09/19/24	TCN
para-Isopropyl Toluene	ND		ug/Kg	3.7	0.75	350567	09/19/24	09/19/24	TCN
1,3-Dichlorobenzene	ND		ug/Kg	3.7	0.75	350567	09/19/24	09/19/24	TCN
1,4-Dichlorobenzene	ND		ug/Kg	3.7	0.75	350567	09/19/24	09/19/24	TCN
n-Butylbenzene	ND		ug/Kg	3.7	0.75	350567	09/19/24	09/19/24	TCN
1,2-Dichlorobenzene	ND		ug/Kg	3.7	0.75	350567	09/19/24	09/19/24	TCN
1,2-Dibromo-3-Chloropropane	ND		ug/Kg	3.7	0.75	350567	09/19/24	09/19/24	TCN
1,2,4-Trichlorobenzene	ND		ug/Kg	3.7	0.75	350567	09/19/24	09/19/24	TCN
Hexachlorobutadiene	ND		ug/Kg	3.7	0.75	350567	09/19/24	09/19/24	TCN
Naphthalene	ND		ug/Kg	3.7	0.75	350567	09/19/24	09/19/24	TCN
1,2,3-Trichlorobenzene	ND		ug/Kg	3.7	0.75	350567	09/19/24	09/19/24	TCN
Xylene (total)	ND		ug/Kg	3.7	0.75	350567	09/19/24	09/19/24	TCN
Surrogates				**Limits**					
Dibromofluoromethane	97%		%REC	70-145	0.75	350567	09/19/24	09/19/24	TCN
1,2-Dichloroethane-d4	107%		%REC	70-145	0.75	350567	09/19/24	09/19/24	TCN
Toluene-d8	92%		%REC	70-145	0.75	350567	09/19/24	09/19/24	TCN
Bromofluorobenzene	102%		%REC	70-145	0.75	350567	09/19/24	09/19/24	TCN

Results for any subcontracted analyses are not included in this section.

ENTHALPY ANALYTICAL

Analysis Results for 515877

Sample ID: R-3-0.5	Lab ID: 515877-009	Collected: 09/11/24 09:30
	Matrix: Soil	

515877-009 Analyte	Result	Qual	Units	RL	DF	Batch	Prepared	Analyzed	Chemist
Method: EPA 6010B Prep Method: EPA 3050B									
Arsenic	ND		mg/Kg	0.99	0.99	350076	09/13/24	09/13/24	CAP
Lead	ND		mg/Kg	0.99	0.99	350076	09/13/24	09/13/24	CAP
Method: EPA 8081A Prep Method: EPA 3546									
alpha-BHC	ND		ug/Kg	25	5	350302	09/16/24	09/17/24	MES
beta-BHC	ND		ug/Kg	25	5	350302	09/16/24	09/17/24	MES
gamma-BHC	ND		ug/Kg	25	5	350302	09/16/24	09/17/24	MES
delta-BHC	ND		ug/Kg	25	5	350302	09/16/24	09/17/24	MES
Heptachlor	ND		ug/Kg	25	5	350302	09/16/24	09/17/24	MES
Aldrin	ND		ug/Kg	25	5	350302	09/16/24	09/17/24	MES
Heptachlor epoxide	ND		ug/Kg	25	5	350302	09/16/24	09/17/24	MES
Endosulfan I	ND		ug/Kg	25	5	350302	09/16/24	09/17/24	MES
Dieldrin	ND		ug/Kg	25	5	350302	09/16/24	09/17/24	MES
4,4'-DDE	ND		ug/Kg	25	5	350302	09/16/24	09/17/24	MES
Endrin	ND		ug/Kg	25	5	350302	09/16/24	09/17/24	MES
Endosulfan II	ND		ug/Kg	25	5	350302	09/16/24	09/17/24	MES
Endosulfan sulfate	ND		ug/Kg	25	5	350302	09/16/24	09/17/24	MES
4,4'-DDD	ND		ug/Kg	25	5	350302	09/16/24	09/17/24	MES
Endrin aldehyde	ND		ug/Kg	25	5	350302	09/16/24	09/17/24	MES
Endrin ketone	ND		ug/Kg	25	5	350302	09/16/24	09/17/24	MES
4,4'-DDT	ND		ug/Kg	25	5	350302	09/16/24	09/17/24	MES
Methoxychlor	ND		ug/Kg	50	5	350302	09/16/24	09/17/24	MES
Toxaphene	ND		ug/Kg	500	5	350302	09/16/24	09/17/24	MES
Chlordane (Technical)	ND		ug/Kg	250	5	350302	09/16/24	09/17/24	MES
Surrogates				**Limits**					
TCMX	82%		%REC	23-120	5	350302	09/16/24	09/17/24	MES
Decachlorobiphenyl	70%		%REC	24-120	5	350302	09/16/24	09/17/24	MES

Results for any subcontracted analyses are not included in this section.

ENTHALPY ANALYTICAL

Analysis Results for 515877

Sample ID: R-3-5.0	Lab ID: 515877-010	Collected: 09/11/24 09:40
	Matrix: Soil	

515877-010 Analyte	Result	Qual	Units	RL	DF	Batch	Prepared	Analyzed	Chemist
Method: EPA 8260B Prep Method: EPA 5035									
3-Chloropropene	ND		ug/Kg	3.3	0.67	350567	09/19/24	09/19/24	TCN
cis-1,4-Dichloro-2-butene	ND		ug/Kg	3.3	0.67	350567	09/19/24	09/19/24	TCN
trans-1,4-Dichloro-2-butene	ND		ug/Kg	3.3	0.67	350567	09/19/24	09/19/24	TCN
Freon 12	ND		ug/Kg	3.3	0.67	350567	09/19/24	09/19/24	TCN
Chloromethane	ND		ug/Kg	3.3	0.67	350567	09/19/24	09/19/24	TCN
Vinyl Chloride	ND		ug/Kg	3.3	0.67	350567	09/19/24	09/19/24	TCN
Bromomethane	ND		ug/Kg	3.3	0.67	350567	09/19/24	09/19/24	TCN
Chloroethane	ND		ug/Kg	3.3	0.67	350567	09/19/24	09/19/24	TCN
Trichlorofluoromethane	ND		ug/Kg	3.3	0.67	350567	09/19/24	09/19/24	TCN
Acetone	ND		ug/Kg	67	0.67	350567	09/19/24	09/19/24	TCN
Freon 113	ND		ug/Kg	3.3	0.67	350567	09/19/24	09/19/24	TCN
1,1-Dichloroethene	ND		ug/Kg	3.3	0.67	350567	09/19/24	09/19/24	TCN
Methylene Chloride	ND		ug/Kg	4.9	0.67	350567	09/19/24	09/19/24	TCN
MTBE	ND		ug/Kg	3.3	0.67	350567	09/19/24	09/19/24	TCN
trans-1,2-Dichloroethene	ND		ug/Kg	3.3	0.67	350567	09/19/24	09/19/24	TCN
1,1-Dichloroethane	ND		ug/Kg	3.3	0.67	350567	09/19/24	09/19/24	TCN
2-Butanone	ND		ug/Kg	67	0.67	350567	09/19/24	09/19/24	TCN
cis-1,2-Dichloroethene	ND		ug/Kg	3.3	0.67	350567	09/19/24	09/19/24	TCN
2,2-Dichloropropane	ND		ug/Kg	3.3	0.67	350567	09/19/24	09/19/24	TCN
Chloroform	ND		ug/Kg	3.3	0.67	350567	09/19/24	09/19/24	TCN
Bromochloromethane	ND		ug/Kg	3.3	0.67	350567	09/19/24	09/19/24	TCN
1,1,1-Trichloroethane	ND		ug/Kg	3.3	0.67	350567	09/19/24	09/19/24	TCN
1,1-Dichloropropene	ND		ug/Kg	3.3	0.67	350567	09/19/24	09/19/24	TCN
Carbon Tetrachloride	ND		ug/Kg	3.3	0.67	350567	09/19/24	09/19/24	TCN
1,2-Dichloroethane	ND		ug/Kg	3.3	0.67	350567	09/19/24	09/19/24	TCN
Benzene	ND		ug/Kg	3.3	0.67	350567	09/19/24	09/19/24	TCN
Trichloroethene	ND		ug/Kg	3.3	0.67	350567	09/19/24	09/19/24	TCN
1,2-Dichloropropane	ND		ug/Kg	3.3	0.67	350567	09/19/24	09/19/24	TCN
Bromodichloromethane	ND		ug/Kg	3.3	0.67	350567	09/19/24	09/19/24	TCN
Dibromomethane	ND		ug/Kg	3.3	0.67	350567	09/19/24	09/19/24	TCN
4-Methyl-2-Pentanone	ND		ug/Kg	3.3	0.67	350567	09/19/24	09/19/24	TCN
cis-1,3-Dichloropropene	ND		ug/Kg	3.3	0.67	350567	09/19/24	09/19/24	TCN
Toluene	ND		ug/Kg	3.3	0.67	350567	09/19/24	09/19/24	TCN
trans-1,3-Dichloropropene	ND		ug/Kg	3.3	0.67	350567	09/19/24	09/19/24	TCN
1,1,2-Trichloroethane	ND		ug/Kg	3.3	0.67	350567	09/19/24	09/19/24	TCN
1,3-Dichloropropane	ND		ug/Kg	3.3	0.67	350567	09/19/24	09/19/24	TCN
Tetrachloroethene	ND		ug/Kg	3.3	0.67	350567	09/19/24	09/19/24	TCN
Dibromochloromethane	ND		ug/Kg	3.3	0.67	350567	09/19/24	09/19/24	TCN
1,2-Dibromoethane	ND		ug/Kg	3.3	0.67	350567	09/19/24	09/19/24	TCN
Chlorobenzene	ND		ug/Kg	3.3	0.67	350567	09/19/24	09/19/24	TCN
1,1,1,2-Tetrachloroethane	ND		ug/Kg	3.3	0.67	350567	09/19/24	09/19/24	TCN
Ethylbenzene	ND		ug/Kg	3.3	0.67	350567	09/19/24	09/19/24	TCN
m,p-Xylenes	ND		ug/Kg	6.7	0.67	350567	09/19/24	09/19/24	TCN
o-Xylene	ND		ug/Kg	3.3	0.67	350567	09/19/24	09/19/24	TCN
Styrene	ND		ug/Kg	3.3	0.67	350567	09/19/24	09/19/24	TCN

Results for any subcontracted analyses are not included in this section.

ENTHALPY ANALYTICAL

Analysis Results for 515677

515677-010 Analyte	Result	Qual	Units	RL	DF	Batch	Prepared	Analyzed	Chemist
Bromoform	ND		ug/Kg	3.3	0.67	350567	09/19/24	09/19/24	TCN
Isopropylbenzene	ND		ug/Kg	3.3	0.67	350567	09/19/24	09/19/24	TCN
1,1,2,2-Tetrachloroethane	ND		ug/Kg	3.3	0.67	350567	09/19/24	09/19/24	TCN
1,2,3-Trichloropropane	ND		ug/Kg	3.3	0.67	350567	09/19/24	09/19/24	TCN
Propylbenzene	ND		ug/Kg	3.3	0.67	350567	09/19/24	09/19/24	TCN
Bromobenzene	ND		ug/Kg	3.3	0.67	350567	09/19/24	09/19/24	TCN
1,3,5-Trimethylbenzene	ND		ug/Kg	3.3	0.67	350567	09/19/24	09/19/24	TCN
2-Chlorotoluene	ND		ug/Kg	3.3	0.67	350567	09/19/24	09/19/24	TCN
4-Chlorotoluene	ND		ug/Kg	3.3	0.67	350567	09/19/24	09/19/24	TCN
tert-Butylbenzene	ND		ug/Kg	3.3	0.67	350567	09/19/24	09/19/24	TCN
1,2,4-Trimethylbenzene	ND		ug/Kg	3.3	0.67	350567	09/19/24	09/19/24	TCN
sec-Butylbenzene	ND		ug/Kg	3.3	0.67	350567	09/19/24	09/19/24	TCN
para-Isopropyl Toluene	ND		ug/Kg	3.3	0.67	350567	09/19/24	09/19/24	TCN
1,3-Dichlorobenzene	ND		ug/Kg	3.3	0.67	350567	09/19/24	09/19/24	TCN
1,4-Dichlorobenzene	ND		ug/Kg	3.3	0.67	350567	09/19/24	09/19/24	TCN
n-Butylbenzene	ND		ug/Kg	3.3	0.67	350567	09/19/24	09/19/24	TCN
1,2-Dichlorobenzene	ND		ug/Kg	3.3	0.67	350567	09/19/24	09/19/24	TCN
1,2-Dibromo-3-Chloropropane	ND		ug/Kg	3.3	0.67	350567	09/19/24	09/19/24	TCN
1,2,4-Trichlorobenzene	ND		ug/Kg	3.3	0.67	350567	09/19/24	09/19/24	TCN
Hexachlorobutadiene	ND		ug/Kg	3.3	0.67	350567	09/19/24	09/19/24	TCN
Naphthalene	ND		ug/Kg	3.3	0.67	350567	09/19/24	09/19/24	TCN
1,2,3-Trichlorobenzene	ND		ug/Kg	3.3	0.67	350567	09/19/24	09/19/24	TCN
Xylene (total)	ND		ug/Kg	3.3	0.67	350567	09/19/24	09/19/24	TCN
Surrogates				**Limits**					
Dibromofluoromethane	96%		%REC	70-145	0.67	350567	09/19/24	09/19/24	TCN
1,2-Dichloroethane-d4	105%		%REC	70-145	0.67	350567	09/19/24	09/19/24	TCN
Toluene-d8	90%		%REC	70-145	0.67	350567	09/19/24	09/19/24	TCN
Bromofluorobenzene	101%		%REC	70-145	0.67	350567	09/19/24	09/19/24	TCN

Results for any subcontracted analyses are not included in this section.

ENTHALPY ANALYTICAL

Analysis Results for 515877

Sample ID: R-10-0.5	Lab ID: 515877-011	Collected: 09/11/24 10:06
	Matrix: Soil	

515877-011 Analyte	Result	Qual	Units	RL	DF	Batch	Prepared	Analyzed	Chemist
Method: EPA 6010B Prep Method: EPA 3050B									
Arsenic	7.7		mg/Kg	0.96	0.96	350076	09/13/24	09/13/24	CAP
Lead	15		mg/Kg	0.96	0.96	350076	09/13/24	09/13/24	CAP
Method: EPA 8081A Prep Method: EPA 3546									
alpha-BHC	ND		ug/Kg	5.0	1	350302	09/16/24	09/17/24	MES
beta-BHC	ND		ug/Kg	5.0	1	350302	09/16/24	09/17/24	MES
gamma-BHC	ND		ug/Kg	5.0	1	350302	09/16/24	09/17/24	MES
delta-BHC	ND		ug/Kg	5.0	1	350302	09/16/24	09/17/24	MES
Heptachlor	ND		ug/Kg	5.0	1	350302	09/16/24	09/17/24	MES
Aldrin	ND		ug/Kg	5.0	1	350302	09/16/24	09/17/24	MES
Heptachlor epoxide	ND		ug/Kg	5.0	1	350302	09/16/24	09/17/24	MES
Endosulfan I	ND		ug/Kg	5.0	1	350302	09/16/24	09/17/24	MES
Dieldrin	ND		ug/Kg	5.0	1	350302	09/16/24	09/17/24	MES
4,4'-DDE	290	C	ug/Kg	5.0	1	350302	09/16/24	09/17/24	MES
Endrin	ND		ug/Kg	5.0	1	350302	09/16/24	09/17/24	MES
Endosulfan II	ND		ug/Kg	5.0	1	350302	09/16/24	09/17/24	MES
Endosulfan sulfate	ND		ug/Kg	5.0	1	350302	09/16/24	09/17/24	MES
4,4'-DDD	ND		ug/Kg	5.0	1	350302	09/16/24	09/17/24	MES
Endrin aldehyde	ND		ug/Kg	5.0	1	350302	09/16/24	09/17/24	MES
Endrin ketone	ND		ug/Kg	5.0	1	350302	09/16/24	09/17/24	MES
4,4'-DDT	26	#,C	ug/Kg	5.0	1	350302	09/16/24	09/17/24	MES
Methoxychlor	ND		ug/Kg	10	1	350302	09/16/24	09/17/24	MES
Toxaphene	ND		ug/Kg	100	1	350302	09/16/24	09/17/24	MES
Chlordane (Technical)	ND		ug/Kg	50	1	350302	09/16/24	09/17/24	MES
Surrogates				**Limits**					
TCMX	85%		%REC	23-120	1	350302	09/16/24	09/17/24	MES
Decachlorobiphenyl	83%		%REC	24-120	1	350302	09/16/24	09/17/24	MES

Results for any subcontracted analyses are not included in this section.

ENTHALPY ANALYTICAL

Analysis Results for 515877

Sample ID: R-9-0.5	Lab ID: 515877-013	Collected: 09/11/24 10:21
	Matrix: Soil	

515877-013 Analyte	Result	Qual	Units	RL	DF	Batch	Prepared	Analyzed	Chemist
Method: EPA 6010B Prep Method: EPA 3050B									
Arsenic	6.6		mg/Kg	0.97	0.97	350076	09/13/24	09/13/24	CAP
Lead	18		mg/Kg	0.97	0.97	350076	09/13/24	09/13/24	CAP
Method: EPA 8081A Prep Method: EPA 3546									
alpha-BHC	ND		ug/Kg	5.0	0.99	350302	09/16/24	09/17/24	MES
beta-BHC	ND		ug/Kg	5.0	0.99	350302	09/16/24	09/17/24	MES
gamma-BHC	ND		ug/Kg	5.0	0.99	350302	09/16/24	09/17/24	MES
delta-BHC	ND		ug/Kg	5.0	0.99	350302	09/16/24	09/17/24	MES
Heptachlor	ND		ug/Kg	5.0	0.99	350302	09/16/24	09/17/24	MES
Aldrin	ND		ug/Kg	5.0	0.99	350302	09/16/24	09/17/24	MES
Heptachlor epoxide	ND		ug/Kg	5.0	0.99	350302	09/16/24	09/17/24	MES
Endosulfan I	ND		ug/Kg	5.0	0.99	350302	09/16/24	09/17/24	MES
Dieldrin	ND		ug/Kg	5.0	0.99	350302	09/16/24	09/17/24	MES
4,4'-DDE	390		ug/Kg	25	5	350302	09/16/24	09/18/24	TJW
Endrin	ND		ug/Kg	5.0	0.99	350302	09/16/24	09/17/24	MES
Endosulfan II	ND		ug/Kg	5.0	0.99	350302	09/16/24	09/17/24	MES
Endosulfan sulfate	ND		ug/Kg	5.0	0.99	350302	09/16/24	09/17/24	MES
4,4'-DDD	6.5		ug/Kg	5.0	0.99	350302	09/16/24	09/17/24	MES
Endrin aldehyde	ND		ug/Kg	5.0	0.99	350302	09/16/24	09/17/24	MES
Endrin ketone	ND		ug/Kg	5.0	0.99	350302	09/16/24	09/17/24	MES
4,4'-DDT	64	#	ug/Kg	5.0	0.99	350302	09/16/24	09/17/24	MES
Methoxychlor	ND		ug/Kg	9.9	0.99	350302	09/16/24	09/17/24	MES
Toxaphene	ND		ug/Kg	99	0.99	350302	09/16/24	09/17/24	MES
Chlordane (Technical)	ND		ug/Kg	50	0.99	350302	09/16/24	09/17/24	MES
Surrogates				**Limits**					
TCMX	82%		%REC	23-120	0.99	350302	09/16/24	09/17/24	MES
Decachlorobiphenyl	90%		%REC	24-120	0.99	350302	09/16/24	09/17/24	MES

Results for any subcontracted analyses are not included in this section.

ENTHALPY ANALYTICAL

Analysis Results for 515877

Sample ID: R-6-0.5	Lab ID: 515877-015	Collected: 09/11/24 10:32
	Matrix: Soil	

515877-015 Analyte	Result	Qual	Units	RL	DF	Batch	Prepared	Analyzed	Chemist
Method: EPA 6010B Prep Method: EPA 3050B									
Arsenic	6.8		mg/Kg	0.96	0.96	350076	09/13/24	09/13/24	CAP
Lead	17		mg/Kg	0.96	0.96	350076	09/13/24	09/13/24	CAP
Method: EPA 8081A Prep Method: EPA 3546									
alpha-BHC	ND		ug/Kg	5.0	0.99	350302	09/16/24	09/17/24	MES
beta-BHC	ND		ug/Kg	5.0	0.99	350302	09/16/24	09/17/24	MES
gamma-BHC	ND		ug/Kg	5.0	0.99	350302	09/16/24	09/17/24	MES
delta-BHC	ND		ug/Kg	5.0	0.99	350302	09/16/24	09/17/24	MES
Heptachlor	ND		ug/Kg	5.0	0.99	350302	09/16/24	09/17/24	MES
Aldrin	ND		ug/Kg	5.0	0.99	350302	09/16/24	09/17/24	MES
Heptachlor epoxide	ND		ug/Kg	5.0	0.99	350302	09/16/24	09/17/24	MES
Endosulfan I	ND		ug/Kg	5.0	0.99	350302	09/16/24	09/17/24	MES
Dieldrin	ND		ug/Kg	5.0	0.99	350302	09/16/24	09/17/24	MES
4,4'-DDE	46		ug/Kg	5.0	0.99	350302	09/16/24	09/17/24	MES
Endrin	ND		ug/Kg	5.0	0.99	350302	09/16/24	09/17/24	MES
Endosulfan II	ND		ug/Kg	5.0	0.99	350302	09/16/24	09/17/24	MES
Endosulfan sulfate	ND		ug/Kg	5.0	0.99	350302	09/16/24	09/17/24	MES
4,4'-DDD	ND		ug/Kg	5.0	0.99	350302	09/16/24	09/17/24	MES
Endrin aldehyde	ND		ug/Kg	5.0	0.99	350302	09/16/24	09/17/24	MES
Endrin ketone	ND		ug/Kg	5.0	0.99	350302	09/16/24	09/17/24	MES
4,4'-DDT	9.8	#	ug/Kg	5.0	0.99	350302	09/16/24	09/17/24	MES
Methoxychlor	ND		ug/Kg	9.9	0.99	350302	09/16/24	09/17/24	MES
Toxaphene	ND		ug/Kg	99	0.99	350302	09/16/24	09/17/24	MES
Chlordane (Technical)	ND		ug/Kg	50	0.99	350302	09/16/24	09/17/24	MES
Surrogates				**Limits**					
TCMX	79%		%REC	23-120	0.99	350302	09/16/24	09/17/24	MES
Decachlorobiphenyl	96%		%REC	24-120	0.99	350302	09/16/24	09/17/24	MES

Results for any subcontracted analyses are not included in this section.

ENTHALPY ANALYTICAL

Analysis Results for 515877

Sample ID: R-1-0.5	Lab ID: 515877-017	Collected: 09/11/24 11:16
	Matrix: Soil	

515877-017 Analyte	Result	Qual	Units	RL	DF	Batch	Prepared	Analyzed	Chemist
Method: EPA 6010B Prep Method: EPA 3050B									
Arsenic	7.9		mg/Kg	0.96	0.96	350076	09/13/24	09/13/24	CAP
Lead	18		mg/Kg	0.96	0.96	350076	09/13/24	09/13/24	CAP
Method: EPA 8081A Prep Method: EPA 3546									
alpha-BHC	ND		ug/Kg	5.0	1	350302	09/16/24	09/18/24	MES
beta-BHC	ND		ug/Kg	5.0	1	350302	09/16/24	09/18/24	MES
gamma-BHC	ND		ug/Kg	5.0	1	350302	09/16/24	09/18/24	MES
delta-BHC	ND		ug/Kg	5.0	1	350302	09/16/24	09/18/24	MES
Heptachlor	ND		ug/Kg	5.0	1	350302	09/16/24	09/18/24	MES
Aldrin	ND		ug/Kg	5.0	1	350302	09/16/24	09/18/24	MES
Heptachlor epoxide	ND		ug/Kg	5.0	1	350302	09/16/24	09/18/24	MES
Endosulfan I	ND		ug/Kg	5.0	1	350302	09/16/24	09/18/24	MES
Dieldrin	ND		ug/Kg	5.0	1	350302	09/16/24	09/18/24	MES
4,4'-DDE	280		ug/Kg	5.0	1	350302	09/16/24	09/18/24	MES
Endrin	ND		ug/Kg	5.0	1	350302	09/16/24	09/18/24	MES
Endosulfan II	ND		ug/Kg	5.0	1	350302	09/16/24	09/18/24	MES
Endosulfan sulfate	ND		ug/Kg	5.0	1	350302	09/16/24	09/18/24	MES
4,4'-DDD	6.9		ug/Kg	5.0	1	350302	09/16/24	09/18/24	MES
Endrin aldehyde	ND		ug/Kg	5.0	1	350302	09/16/24	09/18/24	MES
Endrin ketone	ND		ug/Kg	5.0	1	350302	09/16/24	09/18/24	MES
4,4'-DDT	37	#	ug/Kg	5.0	1	350302	09/16/24	09/18/24	MES
Methoxychlor	ND		ug/Kg	10	1	350302	09/16/24	09/18/24	MES
Toxaphene	ND		ug/Kg	100	1	350302	09/16/24	09/18/24	MES
Chlordane (Technical)	ND		ug/Kg	50	1	350302	09/16/24	09/18/24	MES
Surrogates				**Limits**					
TCMX	75%		%REC	23-120	1	350302	09/16/24	09/18/24	MES
Decachlorobiphenyl	70%		%REC	24-120	1	350302	09/16/24	09/18/24	MES

Results for any subcontracted analyses are not included in this section.

ENTHALPY ANALYTICAL

Analysis Results for 515877

Sample ID: R-1-5.0	Lab ID: 515877-018	Collected: 09/11/24 11:21
	Matrix: Soil	

515877-018 Analyte	Result	Qual	Units	RL	DF	Batch	Prepared	Analyzed	Chemist
Method: EPA 8260B Prep Method: EPA 5035									
3-Chloropropene	ND		ug/Kg	4.1	0.81	350567	09/19/24	09/19/24	TCN
cis-1,4-Dichloro-2-butene	ND		ug/Kg	4.1	0.81	350567	09/19/24	09/19/24	TCN
trans-1,4-Dichloro-2-butene	ND		ug/Kg	4.1	0.81	350567	09/19/24	09/19/24	TCN
Freon 12	ND		ug/Kg	4.1	0.81	350567	09/19/24	09/19/24	TCN
Chloromethane	ND		ug/Kg	4.1	0.81	350567	09/19/24	09/19/24	TCN
Vinyl Chloride	ND		ug/Kg	4.1	0.81	350567	09/19/24	09/19/24	TCN
Bromomethane	ND		ug/Kg	4.1	0.81	350567	09/19/24	09/19/24	TCN
Chloroethane	ND		ug/Kg	4.1	0.81	350567	09/19/24	09/19/24	TCN
Trichlorofluoromethane	ND		ug/Kg	4.1	0.81	350567	09/19/24	09/19/24	TCN
Acetone	ND		ug/Kg	81	0.81	350567	09/19/24	09/19/24	TCN
Freon 113	ND		ug/Kg	4.1	0.81	350567	09/19/24	09/19/24	TCN
1,1-Dichloroethene	ND		ug/Kg	4.1	0.81	350567	09/19/24	09/19/24	TCN
Methylene Chloride	ND		ug/Kg	6.9	0.81	350567	09/19/24	09/19/24	TCN
MTBE	ND		ug/Kg	4.1	0.81	350567	09/19/24	09/19/24	TCN
trans-1,2-Dichloroethene	ND		ug/Kg	4.1	0.81	350567	09/19/24	09/19/24	TCN
1,1-Dichloroethane	ND		ug/Kg	4.1	0.81	350567	09/19/24	09/19/24	TCN
2-Butanone	ND		ug/Kg	81	0.81	350567	09/19/24	09/19/24	TCN
cis-1,2-Dichloroethene	ND		ug/Kg	4.1	0.81	350567	09/19/24	09/19/24	TCN
2,2-Dichloropropane	ND		ug/Kg	4.1	0.81	350567	09/19/24	09/19/24	TCN
Chloroform	ND		ug/Kg	4.1	0.81	350567	09/19/24	09/19/24	TCN
Bromochloromethane	ND		ug/Kg	4.1	0.81	350567	09/19/24	09/19/24	TCN
1,1,1-Trichloroethane	ND		ug/Kg	4.1	0.81	350567	09/19/24	09/19/24	TCN
1,1-Dichloropropene	ND		ug/Kg	4.1	0.81	350567	09/19/24	09/19/24	TCN
Carbon Tetrachloride	ND		ug/Kg	4.1	0.81	350567	09/19/24	09/19/24	TCN
1,2-Dichloroethane	ND		ug/Kg	4.1	0.81	350567	09/19/24	09/19/24	TCN
Benzene	ND		ug/Kg	4.1	0.81	350567	09/19/24	09/19/24	TCN
Trichloroethene	ND		ug/Kg	4.1	0.81	350567	09/19/24	09/19/24	TCN
1,2-Dichloropropane	ND		ug/Kg	4.1	0.81	350567	09/19/24	09/19/24	TCN
Bromodichloromethane	ND		ug/Kg	4.1	0.81	350567	09/19/24	09/19/24	TCN
Dibromomethane	ND		ug/Kg	4.1	0.81	350567	09/19/24	09/19/24	TCN
4-Methyl-2-Pentanone	ND		ug/Kg	4.1	0.81	350567	09/19/24	09/19/24	TCN
cis-1,3-Dichloropropene	ND		ug/Kg	4.1	0.81	350567	09/19/24	09/19/24	TCN
Toluene	ND		ug/Kg	4.1	0.81	350567	09/19/24	09/19/24	TCN
trans-1,3-Dichloropropene	ND		ug/Kg	4.1	0.81	350567	09/19/24	09/19/24	TCN
1,1,2-Trichloroethane	ND		ug/Kg	4.1	0.81	350567	09/19/24	09/19/24	TCN
1,3-Dichloropropane	ND		ug/Kg	4.1	0.81	350567	09/19/24	09/19/24	TCN
Tetrachloroethene	ND		ug/Kg	4.1	0.81	350567	09/19/24	09/19/24	TCN
Dibromochloromethane	ND		ug/Kg	4.1	0.81	350567	09/19/24	09/19/24	TCN
1,2-Dibromoethane	ND		ug/Kg	4.1	0.81	350567	09/19/24	09/19/24	TCN
Chlorobenzene	ND		ug/Kg	4.1	0.81	350567	09/19/24	09/19/24	TCN
1,1,1,2-Tetrachloroethane	ND		ug/Kg	4.1	0.81	350567	09/19/24	09/19/24	TCN
Ethylbenzene	ND		ug/Kg	4.1	0.81	350567	09/19/24	09/19/24	TCN
m,p-Xylenes	ND		ug/Kg	8.1	0.81	350567	09/19/24	09/19/24	TCN
o-Xylene	ND		ug/Kg	4.1	0.81	350567	09/19/24	09/19/24	TCN
Styrene	ND		ug/Kg	4.1	0.81	350567	09/19/24	09/19/24	TCN

Results for any subcontracted analyses are not included in this section.

ENTHALPY ANALYTICAL

Analysis Results for 515677

515677-018 Analyte	Result	Qual	Units	RL	DF	Batch	Prepared	Analyzed	Chemist
Bromoform	ND		ug/Kg	4.1	0.81	350567	09/19/24	09/19/24	TCN
Isopropylbenzene	ND		ug/Kg	4.1	0.81	350567	09/19/24	09/19/24	TCN
1,1,2,2-Tetrachloroethane	ND		ug/Kg	4.1	0.81	350567	09/19/24	09/19/24	TCN
1,2,3-Trichloropropane	ND		ug/Kg	4.1	0.81	350567	09/19/24	09/19/24	TCN
Propylbenzene	ND		ug/Kg	4.1	0.81	350567	09/19/24	09/19/24	TCN
Bromobenzene	ND		ug/Kg	4.1	0.81	350567	09/19/24	09/19/24	TCN
1,3,5-Trimethylbenzene	ND		ug/Kg	4.1	0.81	350567	09/19/24	09/19/24	TCN
2-Chlorotoluene	ND		ug/Kg	4.1	0.81	350567	09/19/24	09/19/24	TCN
4-Chlorotoluene	ND		ug/Kg	4.1	0.81	350567	09/19/24	09/19/24	TCN
tert-Butylbenzene	ND		ug/Kg	4.1	0.81	350567	09/19/24	09/19/24	TCN
1,2,4-Trimethylbenzene	ND		ug/Kg	4.1	0.81	350567	09/19/24	09/19/24	TCN
sec-Butylbenzene	ND		ug/Kg	4.1	0.81	350567	09/19/24	09/19/24	TCN
para-Isopropyl Toluene	ND		ug/Kg	4.1	0.81	350567	09/19/24	09/19/24	TCN
1,3-Dichlorobenzene	ND		ug/Kg	4.1	0.81	350567	09/19/24	09/19/24	TCN
1,4-Dichlorobenzene	ND		ug/Kg	4.1	0.81	350567	09/19/24	09/19/24	TCN
n-Butylbenzene	ND		ug/Kg	4.1	0.81	350567	09/19/24	09/19/24	TCN
1,2-Dichlorobenzene	ND		ug/Kg	4.1	0.81	350567	09/19/24	09/19/24	TCN
1,2-Dibromo-3-Chloropropane	ND		ug/Kg	4.1	0.81	350567	09/19/24	09/19/24	TCN
1,2,4-Trichlorobenzene	ND		ug/Kg	4.1	0.81	350567	09/19/24	09/19/24	TCN
Hexachlorobutadiene	ND		ug/Kg	4.1	0.81	350567	09/19/24	09/19/24	TCN
Naphthalene	ND		ug/Kg	4.1	0.81	350567	09/19/24	09/19/24	TCN
1,2,3-Trichlorobenzene	ND		ug/Kg	4.1	0.81	350567	09/19/24	09/19/24	TCN
Xylene (total)	ND		ug/Kg	4.1	0.81	350567	09/19/24	09/19/24	TCN
Surrogates				**Limits**					
Dibromofluoromethane	100%		%REC	70-145	0.81	350567	09/19/24	09/19/24	TCN
1,2-Dichloroethane-d4	108%		%REC	70-145	0.81	350567	09/19/24	09/19/24	TCN
Toluene-d8	88%		%REC	70-145	0.81	350567	09/19/24	09/19/24	TCN
Bromofluorobenzene	101%		%REC	70-145	0.81	350567	09/19/24	09/19/24	TCN

Results for any subcontracted analyses are not included in this section.

ENTHALPY ANALYTICAL

Analysis Results for 515877

Sample ID: R-2-0.5	Lab ID: 515877-019	Collected: 09/11/24 11:30
	Matrix: Soil	

515877-019 Analyte	Result	Qual	Units	RL	DF	Batch	Prepared	Analyzed	Chemist
Method: EPA 6010B Prep Method: EPA 3050B									
Arsenic	7.6		mg/Kg	0.97	0.97	350076	09/13/24	09/13/24	CAP
Lead	20		mg/Kg	0.97	0.97	350076	09/13/24	09/13/24	CAP
Method: EPA 8081A Prep Method: EPA 3546									
alpha-BHC	ND		ug/Kg	5.0	1	350302	09/16/24	09/18/24	MES
beta-BHC	ND		ug/Kg	5.0	1	350302	09/16/24	09/18/24	MES
gamma-BHC	ND		ug/Kg	5.0	1	350302	09/16/24	09/18/24	MES
delta-BHC	ND		ug/Kg	5.0	1	350302	09/16/24	09/18/24	MES
Heptachlor	ND		ug/Kg	5.0	1	350302	09/16/24	09/18/24	MES
Aldrin	ND		ug/Kg	5.0	1	350302	09/16/24	09/18/24	MES
Heptachlor epoxide	ND		ug/Kg	5.0	1	350302	09/16/24	09/18/24	MES
Endosulfan I	ND		ug/Kg	5.0	1	350302	09/16/24	09/18/24	MES
Dieldrin	ND		ug/Kg	5.0	1	350302	09/16/24	09/18/24	MES
4,4'-DDE	110		ug/Kg	5.0	1	350302	09/16/24	09/18/24	MES
Endrin	ND		ug/Kg	5.0	1	350302	09/16/24	09/18/24	MES
Endosulfan II	ND		ug/Kg	5.0	1	350302	09/16/24	09/18/24	MES
Endosulfan sulfate	ND		ug/Kg	5.0	1	350302	09/16/24	09/18/24	MES
4,4'-DDD	ND		ug/Kg	5.0	1	350302	09/16/24	09/18/24	MES
Endrin aldehyde	ND		ug/Kg	5.0	1	350302	09/16/24	09/18/24	MES
Endrin ketone	ND		ug/Kg	5.0	1	350302	09/16/24	09/18/24	MES
4,4'-DDT	14	#	ug/Kg	5.0	1	350302	09/16/24	09/18/24	MES
Methoxychlor	ND		ug/Kg	10	1	350302	09/16/24	09/18/24	MES
Toxaphene	ND		ug/Kg	100	1	350302	09/16/24	09/18/24	MES
Chlordane (Technical)	ND		ug/Kg	50	1	350302	09/16/24	09/18/24	MES
Surrogates				**Limits**					
TCMX	75%		%REC	23-120	1	350302	09/16/24	09/18/24	MES
Decachlorobiphenyl	62%		%REC	24-120	1	350302	09/16/24	09/18/24	MES

Results for any subcontracted analyses are not included in this section.

ENTHALPY ANALYTICAL

Analysis Results for 515877

Sample ID: R-2-5.0	Lab ID: 515877-020	Collected: 09/11/24 11:33
	Matrix: Soil	

515877-020 Analyte	Result	Qual	Units	RL	DF	Batch	Prepared	Analyzed	Chemist
Method: EPA 8260B Prep Method: EPA 5035									
3-Chloropropene	ND		ug/Kg	4.2	0.84	350567	09/19/24	09/19/24	TCN
cis-1,4-Dichloro-2-butene	ND		ug/Kg	4.2	0.84	350567	09/19/24	09/19/24	TCN
trans-1,4-Dichloro-2-butene	ND		ug/Kg	4.2	0.84	350567	09/19/24	09/19/24	TCN
Freon 12	ND		ug/Kg	4.2	0.84	350567	09/19/24	09/19/24	TCN
Chloromethane	ND		ug/Kg	4.2	0.84	350567	09/19/24	09/19/24	TCN
Vinyl Chloride	ND		ug/Kg	4.2	0.84	350567	09/19/24	09/19/24	TCN
Bromomethane	ND		ug/Kg	4.2	0.84	350567	09/19/24	09/19/24	TCN
Chloroethane	ND		ug/Kg	4.2	0.84	350567	09/19/24	09/19/24	TCN
Trichlorofluoromethane	ND		ug/Kg	4.2	0.84	350567	09/19/24	09/19/24	TCN
Acetone	ND		ug/Kg	84	0.84	350567	09/19/24	09/19/24	TCN
Freon 113	ND		ug/Kg	4.2	0.84	350567	09/19/24	09/19/24	TCN
1,1-Dichloroethene	ND		ug/Kg	4.2	0.84	350567	09/19/24	09/19/24	TCN
Methylene Chloride	ND		ug/Kg	6.1	0.84	350567	09/19/24	09/19/24	TCN
MTBE	ND		ug/Kg	4.2	0.84	350567	09/19/24	09/19/24	TCN
trans-1,2-Dichloroethene	ND		ug/Kg	4.2	0.84	350567	09/19/24	09/19/24	TCN
1,1-Dichloroethane	ND		ug/Kg	4.2	0.84	350567	09/19/24	09/19/24	TCN
2-Butanone	ND		ug/Kg	84	0.84	350567	09/19/24	09/19/24	TCN
cis-1,2-Dichloroethene	ND		ug/Kg	4.2	0.84	350567	09/19/24	09/19/24	TCN
2,2-Dichloropropane	ND		ug/Kg	4.2	0.84	350567	09/19/24	09/19/24	TCN
Chloroform	ND		ug/Kg	4.2	0.84	350567	09/19/24	09/19/24	TCN
Bromochloromethane	ND		ug/Kg	4.2	0.84	350567	09/19/24	09/19/24	TCN
1,1,1-Trichloroethane	ND		ug/Kg	4.2	0.84	350567	09/19/24	09/19/24	TCN
1,1-Dichloropropene	ND		ug/Kg	4.2	0.84	350567	09/19/24	09/19/24	TCN
Carbon Tetrachloride	ND		ug/Kg	4.2	0.84	350567	09/19/24	09/19/24	TCN
1,2-Dichloroethane	ND		ug/Kg	4.2	0.84	350567	09/19/24	09/19/24	TCN
Benzene	ND		ug/Kg	4.2	0.84	350567	09/19/24	09/19/24	TCN
Trichloroethene	ND		ug/Kg	4.2	0.84	350567	09/19/24	09/19/24	TCN
1,2-Dichloropropane	ND		ug/Kg	4.2	0.84	350567	09/19/24	09/19/24	TCN
Bromodichloromethane	ND		ug/Kg	4.2	0.84	350567	09/19/24	09/19/24	TCN
Dibromomethane	ND		ug/Kg	4.2	0.84	350567	09/19/24	09/19/24	TCN
4-Methyl-2-Pentanone	ND		ug/Kg	4.2	0.84	350567	09/19/24	09/19/24	TCN
cis-1,3-Dichloropropene	ND		ug/Kg	4.2	0.84	350567	09/19/24	09/19/24	TCN
Toluene	ND		ug/Kg	4.2	0.84	350567	09/19/24	09/19/24	TCN
trans-1,3-Dichloropropene	ND		ug/Kg	4.2	0.84	350567	09/19/24	09/19/24	TCN
1,1,2-Trichloroethane	ND		ug/Kg	4.2	0.84	350567	09/19/24	09/19/24	TCN
1,3-Dichloropropane	ND		ug/Kg	4.2	0.84	350567	09/19/24	09/19/24	TCN
Tetrachloroethene	ND		ug/Kg	4.2	0.84	350567	09/19/24	09/19/24	TCN
Dibromochloromethane	ND		ug/Kg	4.2	0.84	350567	09/19/24	09/19/24	TCN
1,2-Dibromoethane	ND		ug/Kg	4.2	0.84	350567	09/19/24	09/19/24	TCN
Chlorobenzene	ND		ug/Kg	4.2	0.84	350567	09/19/24	09/19/24	TCN
1,1,1,2-Tetrachloroethane	ND		ug/Kg	4.2	0.84	350567	09/19/24	09/19/24	TCN
Ethylbenzene	ND		ug/Kg	4.2	0.84	350567	09/19/24	09/19/24	TCN
m,p-Xylenes	ND		ug/Kg	8.4	0.84	350567	09/19/24	09/19/24	TCN
o-Xylene	ND		ug/Kg	4.2	0.84	350567	09/19/24	09/19/24	TCN
Styrene	ND		ug/Kg	4.2	0.84	350567	09/19/24	09/19/24	TCN

Results for any subcontracted analyses are not included in this section.

ENTHALPY ANALYTICAL

Analysis Results for 515677

515677-020 Analyte	Result	Qual	Units	RL	DF	Batch	Prepared	Analyzed	Chemist
Bromoform	ND		ug/Kg	4.2	0.84	350567	09/19/24	09/19/24	TCN
Isopropylbenzene	ND		ug/Kg	4.2	0.84	350567	09/19/24	09/19/24	TCN
1,1,2,2-Tetrachloroethane	ND		ug/Kg	4.2	0.84	350567	09/19/24	09/19/24	TCN
1,2,3-Trichloropropane	ND		ug/Kg	4.2	0.84	350567	09/19/24	09/19/24	TCN
Propylbenzene	ND		ug/Kg	4.2	0.84	350567	09/19/24	09/19/24	TCN
Bromobenzene	ND		ug/Kg	4.2	0.84	350567	09/19/24	09/19/24	TCN
1,3,5-Trimethylbenzene	ND		ug/Kg	4.2	0.84	350567	09/19/24	09/19/24	TCN
2-Chlorotoluene	ND		ug/Kg	4.2	0.84	350567	09/19/24	09/19/24	TCN
4-Chlorotoluene	ND		ug/Kg	4.2	0.84	350567	09/19/24	09/19/24	TCN
tert-Butylbenzene	ND		ug/Kg	4.2	0.84	350567	09/19/24	09/19/24	TCN
1,2,4-Trimethylbenzene	ND		ug/Kg	4.2	0.84	350567	09/19/24	09/19/24	TCN
sec-Butylbenzene	ND		ug/Kg	4.2	0.84	350567	09/19/24	09/19/24	TCN
para-Isopropyl Toluene	ND		ug/Kg	4.2	0.84	350567	09/19/24	09/19/24	TCN
1,3-Dichlorobenzene	ND		ug/Kg	4.2	0.84	350567	09/19/24	09/19/24	TCN
1,4-Dichlorobenzene	ND		ug/Kg	4.2	0.84	350567	09/19/24	09/19/24	TCN
n-Butylbenzene	ND		ug/Kg	4.2	0.84	350567	09/19/24	09/19/24	TCN
1,2-Dichlorobenzene	ND		ug/Kg	4.2	0.84	350567	09/19/24	09/19/24	TCN
1,2-Dibromo-3-Chloropropane	ND		ug/Kg	4.2	0.84	350567	09/19/24	09/19/24	TCN
1,2,4-Trichlorobenzene	ND		ug/Kg	4.2	0.84	350567	09/19/24	09/19/24	TCN
Hexachlorobutadiene	ND		ug/Kg	4.2	0.84	350567	09/19/24	09/19/24	TCN
Naphthalene	ND		ug/Kg	4.2	0.84	350567	09/19/24	09/19/24	TCN
1,2,3-Trichlorobenzene	ND		ug/Kg	4.2	0.84	350567	09/19/24	09/19/24	TCN
Xylene (total)	ND		ug/Kg	4.2	0.84	350567	09/19/24	09/19/24	TCN
Surrogates				**Limits**					
Dibromofluoromethane	100%		%REC	70-145	0.84	350567	09/19/24	09/19/24	TCN
1,2-Dichloroethane-d4	108%		%REC	70-145	0.84	350567	09/19/24	09/19/24	TCN
Toluene-d8	91%		%REC	70-145	0.84	350567	09/19/24	09/19/24	TCN
Bromofluorobenzene	104%		%REC	70-145	0.84	350567	09/19/24	09/19/24	TCN

ENTHALPY ANALYTICAL

Analysis Results for 515877

Sample ID: DUP-0.5	Lab ID: 515877-021	Collected: 09/11/24 08:13
	Matrix: Soil	

515877-021 Analyte	Result	Qual	Units	RL	DF	Batch	Prepared	Analyzed	Chemist
Method: EPA 6010B Prep Method: EPA 3050B									
Arsenic	ND		mg/Kg	0.99	0.99	350076	09/13/24	09/13/24	CAP
Lead	ND		mg/Kg	0.99	0.99	350076	09/13/24	09/13/24	CAP
Method: EPA 8081A Prep Method: EPA 3546									
alpha-BHC	ND		ug/Kg	25	5	350302	09/16/24	09/18/24	MES
beta-BHC	ND		ug/Kg	25	5	350302	09/16/24	09/18/24	MES
gamma-BHC	ND		ug/Kg	25	5	350302	09/16/24	09/18/24	MES
delta-BHC	ND		ug/Kg	25	5	350302	09/16/24	09/18/24	MES
Heptachlor	ND		ug/Kg	25	5	350302	09/16/24	09/18/24	MES
Aldrin	ND		ug/Kg	25	5	350302	09/16/24	09/18/24	MES
Heptachlor epoxide	ND		ug/Kg	25	5	350302	09/16/24	09/18/24	MES
Endosulfan I	ND		ug/Kg	25	5	350302	09/16/24	09/18/24	MES
Dieldrin	ND		ug/Kg	25	5	350302	09/16/24	09/18/24	MES
4,4'-DDE	ND		ug/Kg	25	5	350302	09/16/24	09/18/24	MES
Endrin	ND		ug/Kg	25	5	350302	09/16/24	09/18/24	MES
Endosulfan II	ND		ug/Kg	25	5	350302	09/16/24	09/18/24	MES
Endosulfan sulfate	ND		ug/Kg	25	5	350302	09/16/24	09/18/24	MES
4,4'-DDD	ND		ug/Kg	25	5	350302	09/16/24	09/18/24	MES
Endrin aldehyde	ND		ug/Kg	25	5	350302	09/16/24	09/18/24	MES
Endrin ketone	ND		ug/Kg	25	5	350302	09/16/24	09/18/24	MES
4,4'-DDT	ND		ug/Kg	25	5	350302	09/16/24	09/18/24	MES
Methoxychlor	ND		ug/Kg	50	5	350302	09/16/24	09/18/24	MES
Toxaphene	ND		ug/Kg	500	5	350302	09/16/24	09/18/24	MES
Chlordane (Technical)	ND		ug/Kg	250	5	350302	09/16/24	09/18/24	MES
Surrogates				**Limits**					
TCMX	82%		%REC	23-120	5	350302	09/16/24	09/18/24	MES
Decachlorobiphenyl	71%		%REC	24-120	5	350302	09/16/24	09/18/24	MES

Results for any subcontracted analyses are not included in this section.

ENTHALPY ANALYTICAL

Analysis Results for 515877

Sample ID: DUP-5.0	Lab ID: 515877-022	Collected: 09/11/24 09:40
	Matrix: Soil	

515877-022 Analyte	Result	Qual	Units	RL	DF	Batch	Prepared	Analyzed	Chemist
Method: EPA 8260B									
Prep Method: EPA 5035									
3-Chloropropene	ND		ug/Kg	3.5	0.7	350567	09/19/24	09/19/24	TCN
cis-1,4-Dichloro-2-butene	ND		ug/Kg	3.5	0.7	350567	09/19/24	09/19/24	TCN
trans-1,4-Dichloro-2-butene	ND		ug/Kg	3.5	0.7	350567	09/19/24	09/19/24	TCN
Freon 12	ND		ug/Kg	3.5	0.7	350567	09/19/24	09/19/24	TCN
Chloromethane	ND		ug/Kg	3.5	0.7	350567	09/19/24	09/19/24	TCN
Vinyl Chloride	ND		ug/Kg	3.5	0.7	350567	09/19/24	09/19/24	TCN
Bromomethane	ND		ug/Kg	3.5	0.7	350567	09/19/24	09/19/24	TCN
Chloroethane	ND		ug/Kg	3.5	0.7	350567	09/19/24	09/19/24	TCN
Trichlorofluoromethane	ND		ug/Kg	3.5	0.7	350567	09/19/24	09/19/24	TCN
Acetone	ND		ug/Kg	70	0.7	350567	09/19/24	09/19/24	TCN
Freon 113	ND		ug/Kg	3.5	0.7	350567	09/19/24	09/19/24	TCN
1,1-Dichloroethene	ND		ug/Kg	3.5	0.7	350567	09/19/24	09/19/24	TCN
Methylene Chloride	ND		ug/Kg	5.2	0.7	350567	09/19/24	09/19/24	TCN
MTBE	ND		ug/Kg	3.5	0.7	350567	09/19/24	09/19/24	TCN
trans-1,2-Dichloroethene	ND		ug/Kg	3.5	0.7	350567	09/19/24	09/19/24	TCN
1,1-Dichloroethane	ND		ug/Kg	3.5	0.7	350567	09/19/24	09/19/24	TCN
2-Butanone	ND		ug/Kg	70	0.7	350567	09/19/24	09/19/24	TCN
cis-1,2-Dichloroethene	ND		ug/Kg	3.5	0.7	350567	09/19/24	09/19/24	TCN
2,2-Dichloropropane	ND		ug/Kg	3.5	0.7	350567	09/19/24	09/19/24	TCN
Chloroform	ND		ug/Kg	3.5	0.7	350567	09/19/24	09/19/24	TCN
Bromochloromethane	ND		ug/Kg	3.5	0.7	350567	09/19/24	09/19/24	TCN
1,1,1-Trichloroethane	ND		ug/Kg	3.5	0.7	350567	09/19/24	09/19/24	TCN
1,1-Dichloropropene	ND		ug/Kg	3.5	0.7	350567	09/19/24	09/19/24	TCN
Carbon Tetrachloride	ND		ug/Kg	3.5	0.7	350567	09/19/24	09/19/24	TCN
1,2-Dichloroethane	ND		ug/Kg	3.5	0.7	350567	09/19/24	09/19/24	TCN
Benzene	ND		ug/Kg	3.5	0.7	350567	09/19/24	09/19/24	TCN
Trichloroethene	ND		ug/Kg	3.5	0.7	350567	09/19/24	09/19/24	TCN
1,2-Dichloropropane	ND		ug/Kg	3.5	0.7	350567	09/19/24	09/19/24	TCN
Bromodichloromethane	ND		ug/Kg	3.5	0.7	350567	09/19/24	09/19/24	TCN
Dibromomethane	ND		ug/Kg	3.5	0.7	350567	09/19/24	09/19/24	TCN
4-Methyl-2-Pentanone	ND		ug/Kg	3.5	0.7	350567	09/19/24	09/19/24	TCN
cis-1,3-Dichloropropene	ND		ug/Kg	3.5	0.7	350567	09/19/24	09/19/24	TCN
Toluene	ND		ug/Kg	3.5	0.7	350567	09/19/24	09/19/24	TCN
trans-1,3-Dichloropropene	ND		ug/Kg	3.5	0.7	350567	09/19/24	09/19/24	TCN
1,1,2-Trichloroethane	ND		ug/Kg	3.5	0.7	350567	09/19/24	09/19/24	TCN
1,3-Dichloropropane	ND		ug/Kg	3.5	0.7	350567	09/19/24	09/19/24	TCN
Tetrachloroethene	ND		ug/Kg	3.5	0.7	350567	09/19/24	09/19/24	TCN
Dibromochloromethane	ND		ug/Kg	3.5	0.7	350567	09/19/24	09/19/24	TCN
1,2-Dibromoethane	ND		ug/Kg	3.5	0.7	350567	09/19/24	09/19/24	TCN
Chlorobenzene	ND		ug/Kg	3.5	0.7	350567	09/19/24	09/19/24	TCN
1,1,1,2-Tetrachloroethane	ND		ug/Kg	3.5	0.7	350567	09/19/24	09/19/24	TCN
Ethylbenzene	ND		ug/Kg	3.5	0.7	350567	09/19/24	09/19/24	TCN
m,p-Xylenes	ND		ug/Kg	7.0	0.7	350567	09/19/24	09/19/24	TCN
o-Xylene	ND		ug/Kg	3.5	0.7	350567	09/19/24	09/19/24	TCN
Styrene	ND		ug/Kg	3.5	0.7	350567	09/19/24	09/19/24	TCN

Results for any subcontracted analyses are not included in this section.

ENTHALPY ANALYTICAL

Analysis Results for 515677

515677-022 Analyte	Result	Qual	Units	RL	DF	Batch	Prepared	Analyzed	Chemist
Bromoform	ND		ug/Kg	3.5	0.7	350567	09/19/24	09/19/24	TCN
Isopropylbenzene	ND		ug/Kg	3.5	0.7	350567	09/19/24	09/19/24	TCN
1,1,2,2-Tetrachloroethane	ND		ug/Kg	3.5	0.7	350567	09/19/24	09/19/24	TCN
1,2,3-Trichloropropane	ND		ug/Kg	3.5	0.7	350567	09/19/24	09/19/24	TCN
Propylbenzene	ND		ug/Kg	3.5	0.7	350567	09/19/24	09/19/24	TCN
Bromobenzene	ND		ug/Kg	3.5	0.7	350567	09/19/24	09/19/24	TCN
1,3,5-Trimethylbenzene	ND		ug/Kg	3.5	0.7	350567	09/19/24	09/19/24	TCN
2-Chlorotoluene	ND		ug/Kg	3.5	0.7	350567	09/19/24	09/19/24	TCN
4-Chlorotoluene	ND		ug/Kg	3.5	0.7	350567	09/19/24	09/19/24	TCN
tert-Butylbenzene	ND		ug/Kg	3.5	0.7	350567	09/19/24	09/19/24	TCN
1,2,4-Trimethylbenzene	ND		ug/Kg	3.5	0.7	350567	09/19/24	09/19/24	TCN
sec-Butylbenzene	ND		ug/Kg	3.5	0.7	350567	09/19/24	09/19/24	TCN
para-Isopropyl Toluene	ND		ug/Kg	3.5	0.7	350567	09/19/24	09/19/24	TCN
1,3-Dichlorobenzene	ND		ug/Kg	3.5	0.7	350567	09/19/24	09/19/24	TCN
1,4-Dichlorobenzene	ND		ug/Kg	3.5	0.7	350567	09/19/24	09/19/24	TCN
n-Butylbenzene	ND		ug/Kg	3.5	0.7	350567	09/19/24	09/19/24	TCN
1,2-Dichlorobenzene	ND		ug/Kg	3.5	0.7	350567	09/19/24	09/19/24	TCN
1,2-Dibromo-3-Chloropropane	ND		ug/Kg	3.5	0.7	350567	09/19/24	09/19/24	TCN
1,2,4-Trichlorobenzene	ND		ug/Kg	3.5	0.7	350567	09/19/24	09/19/24	TCN
Hexachlorobutadiene	ND		ug/Kg	3.5	0.7	350567	09/19/24	09/19/24	TCN
Naphthalene	ND		ug/Kg	3.5	0.7	350567	09/19/24	09/19/24	TCN
1,2,3-Trichlorobenzene	ND		ug/Kg	3.5	0.7	350567	09/19/24	09/19/24	TCN
Xylene (total)	ND		ug/Kg	3.5	0.7	350567	09/19/24	09/19/24	TCN
Surrogates				**Limits**					
Dibromofluoromethane	102%		%REC	70-145	0.7	350567	09/19/24	09/19/24	TCN
1,2-Dichloroethane-d4	111%		%REC	70-145	0.7	350567	09/19/24	09/19/24	TCN
Toluene-d8	88%		%REC	70-145	0.7	350567	09/19/24	09/19/24	TCN
Bromofluorobenzene	101%		%REC	70-145	0.7	350567	09/19/24	09/19/24	TCN

a CCV drift outside limits; average CCV drift within limits per method requirements

C Presence confirmed, but RPD between columns exceeds 40%

ND Not Detected

Results for any subcontracted analyses are not included in this section.

ENTHALPY ANALYTICAL

Batch QC

Type: Blank	Lab ID: QC1185823	Batch: 350076
Matrix: Soil	Method: EPA 6010B	Prep Method: EPA 3050B

QC1185823 Analyte	Result	Qual	Units	RL	Prepared	Analyzed
Arsenic	ND		mg/Kg	1.0	09/13/24	09/13/24
Lead	ND		mg/Kg	1.0	09/13/24	09/13/24

Type: Lab Control Sample	Lab ID: QC1185824	Batch: 350076
Matrix: Soil	Method: EPA 6010B	Prep Method: EPA 3050B

QC1185824 Analyte	Result	Spiked	Units	Recovery	Qual	Limits
Arsenic	101.1	100.0	mg/Kg	101%		80-120
Lead	107.4	100.0	mg/Kg	107%		80-120

Type: Matrix Spike	Lab ID: QC1185825	Batch: 350076
Matrix (Source ID): Soil (515877-001)	Method: EPA 6010B	Prep Method: EPA 3050B

QC1185825 Analyte	Result	Source Sample Result	Spiked	Units	Recovery	Qual	Limits	DF
Arsenic	90.86	ND	100.0	mg/Kg	91%		75-125	1
Lead	90.57	ND	100.0	mg/Kg	91%		75-125	1

Type: Matrix Spike Duplicate	Lab ID: QC1185826	Batch: 350076
Matrix (Source ID): Soil (515877-001)	Method: EPA 6010B	Prep Method: EPA 3050B

QC1185826 Analyte	Result	Source Sample Result	Spiked	Units	Recovery	Qual	Limits	RPD	RPD Lim	DF
Arsenic	88.39	ND	96.15	mg/Kg	92%		75-125	1	35	0.96
Lead	88.98	ND	96.15	mg/Kg	93%		75-125	2	20	0.96

Type: Post Digest Spike	Lab ID: QC1185827	Batch: 350076
Matrix (Source ID): Soil (515877-001)	Method: EPA 6010B	Prep Method: EPA 3050B

QC1185827 Analyte	Result	Source Sample Result	Spiked	Units	Recovery	Qual	Limits	DF
Arsenic	96.61	ND	96.04	mg/Kg	99%		75-125	0.96
Lead	93.43	ND	96.04	mg/Kg	96%		75-125	0.96

ENTHALPY ANALYTICAL

Batch QC

Type: Blank	Lab ID: QC1186694	Batch: 350302
Matrix: Soil	Method: EPA 8081A	Prep Method: EPA 3545

QC1186694 Analyte	Result	Qual	Units	RL	Prepared	Analyzed
alpha-BHC	ND		ug/Kg	5.0	09/16/24	09/17/24
beta-BHC	ND		ug/Kg	5.0	09/16/24	09/17/24
gamma-BHC	ND		ug/Kg	5.0	09/16/24	09/17/24
delta-BHC	ND		ug/Kg	5.0	09/16/24	09/17/24
Heptachlor	ND		ug/Kg	5.0	09/16/24	09/17/24
Aldrin	ND		ug/Kg	5.0	09/16/24	09/17/24
Heptachlor epoxide	ND		ug/Kg	5.0	09/16/24	09/17/24
Endosulfan I	ND		ug/Kg	5.0	09/16/24	09/17/24
Dieldrin	ND		ug/Kg	5.0	09/16/24	09/17/24
4,4'-DDE	ND		ug/Kg	5.0	09/16/24	09/17/24
Endrin	ND		ug/Kg	5.0	09/16/24	09/17/24
Endosulfan II	ND		ug/Kg	5.0	09/16/24	09/17/24
Endosulfan sulfate	ND		ug/Kg	5.0	09/16/24	09/17/24
4,4'-DDD	ND		ug/Kg	5.0	09/16/24	09/17/24
Endrin aldehyde	ND		ug/Kg	5.0	09/16/24	09/17/24
Endrin ketone	ND		ug/Kg	5.0	09/16/24	09/17/24
4,4'-DDT	ND		ug/Kg	5.0	09/16/24	09/17/24
Methoxychlor	ND		ug/Kg	10	09/16/24	09/17/24
Toxaphene	ND		ug/Kg	100	09/16/24	09/17/24
Chlordane (Technical)	ND		ug/Kg	50	09/16/24	09/17/24
Surrogates				**Limits**		
TCMX	85%		%REC	23-120	09/16/24	09/17/24
Decachlorobiphenyl	76%		%REC	24-120	09/16/24	09/17/24

ENTHALPY ANALYTICAL

Batch QC

Type: Lab Control Sample	**Lab ID:** QC1186695	**Batch:** 350302
Matrix: Soil	**Method:** EPA 8081A	**Prep Method:** EPA 3546

QC1186695 Analyte	Result	Spiked	Units	Recovery	Qual	Limits
alpha-BHC	52.47	60.00	ug/Kg	105%		22-129
beta-BHC	50.67	50.00	ug/Kg	101%	#	26-125
gamma-BHC	50.40	60.00	ug/Kg	101%		22-128
delta-BHC	49.90	60.00	ug/Kg	100%		24-131
Heptachlor	45.15	60.00	ug/Kg	90%	#	16-124
Aldrin	42.26	60.00	ug/Kg	85%		23-120
Heptachlor epoxide	46.30	60.00	ug/Kg	93%		26-120
Endosulfan I	50.10	60.00	ug/Kg	100%		25-126
Dieldrin	46.19	60.00	ug/Kg	96%		23-124
4,4'-DDE	50.06	60.00	ug/Kg	100%		26-121
Endrin	44.38	60.00	ug/Kg	89%	#	25-127
Endosulfan II	50.75	60.00	ug/Kg	101%		28-121
Endosulfan sulfate	45.24	60.00	ug/Kg	90%		30-121
4,4'-DDD	46.64	60.00	ug/Kg	93%		26-120
Endrin aldehyde	25.18	60.00	ug/Kg	50%		10-120
Endrin ketone	48.28	50.00	ug/Kg	97%		28-125
4,4'-DDT	42.25	60.00	ug/Kg	84%	#	22-125
Methoxychlor	41.57	50.00	ug/Kg	83%	#	26-130
Surrogates						
TCMX	44.64	60.00	ug/Kg	90%		23-120
Decachlorobiphenyl	42.46	60.00	ug/Kg	85%		24-120

ENTHALPY ANALYTICAL

Batch QC

Type:	**Matrix Spike**	**Lab ID:**	**QC1186696**	**Batch:**	**350302**
Matrix (Source ID):	**Soil (515677-001)**	**Method:**	**EPA 8081A**	**Prep Method:**	**EPA 3546**

QC1186696 Analyte	Result	Source Sample Result	Spiked	Units	Recovery	Qual	Limits	DF
alpha-BHC	43.95	ND	49.50	ug/Kg	89%		46-120	5
beta-BHC	47.21	ND	49.50	ug/Kg	95%	#	41-120	5
gamma-BHC	45.42	ND	49.50	ug/Kg	92%		41-120	5
delta-BHC	41.35	ND	49.50	ug/Kg	84%		38-123	5
Heptachlor	41.13	ND	49.50	ug/Kg	83%	#	39-120	5
Aldrin	42.88	ND	49.50	ug/Kg	87%		34-120	5
Heptachlor epoxide	44.99	ND	49.50	ug/Kg	91%		43-120	5
Endosulfan I	47.22	ND	49.50	ug/Kg	95%		45-120	5
Dieldrin	44.44	ND	49.50	ug/Kg	90%		46-120	5
4,4'-DDE	47.33	ND	49.50	ug/Kg	96%		34-120	5
Endrin	43.62	ND	49.50	ug/Kg	88%	#	40-120	5
Endosulfan II	46.89	ND	49.50	ug/Kg	95%		41-120	5
Endosulfan sulfate	40.13	ND	49.50	ug/Kg	81%		42-120	5
4,4'-DDD	43.23	ND	49.50	ug/Kg	87%		41-120	5
Endrin aldehyde	37.87	ND	49.50	ug/Kg	76%		30-120	5
Endrin ketone	44.80	ND	49.50	ug/Kg	90%		46-120	5
4,4'-DDT	39.51	ND	49.50	ug/Kg	80%	#	35-127	5
Methoxychlor	45.00	ND	49.50	ug/Kg	91%	#	42-136	5
Surrogates								
TCMX	43.51		49.50	ug/Kg	88%		23-120	5
Decachlorobiphenyl	41.19		49.50	ug/Kg	83%		24-120	5

ENTHALPY ANALYTICAL

Batch QC

Type:	Matrix Spike Duplicate	**Lab ID:**	QC1186697
Matrix (Source ID):	Soil (515677-001)	**Method:**	EPA 8081A
Batch:	350302		
Prep Method:	EPA 3546		

QC1186697 Analyte	Result	Source Sample Result	Spiked	Units	Recovery	Qual	Limits	RPD	RPD Lim	DF
alpha-BHC	41.40	ND	60.00	ug/Kg	69%		46-120	7	30	5
beta-BHC	39.73	ND	60.00	ug/Kg	79%	#	41-120	18	30	5
gamma-BHC	41.85	ND	60.00	ug/Kg	84%		41-120	9	30	5
delta-BHC	35.24	ND	60.00	ug/Kg	70%		38-123	17	30	5
Heptachlor	37.65	ND	60.00	ug/Kg	76%	#	39-120	10	30	5
Aldrin	39.17	ND	60.00	ug/Kg	78%		34-120	10	30	5
Heptachlor epoxide	40.71	ND	60.00	ug/Kg	81%		43-120	11	30	5
Endosulfan I	43.81	ND	60.00	ug/Kg	88%		45-120	8	30	5
Dieldrin	40.54	ND	60.00	ug/Kg	81%		45-120	10	30	5
4,4'-DDE	43.02	ND	60.00	ug/Kg	86%		34-120	11	30	5
Endrin	39.91	ND	60.00	ug/Kg	80%	#	40-120	10	30	5
Endosulfan II	41.78	ND	60.00	ug/Kg	84%		41-120	13	30	5
Endosulfan sulfate	34.39	ND	60.00	ug/Kg	69%		42-120	16	30	5
4,4'-DDD	38.85	ND	60.00	ug/Kg	78%		41-120	12	30	5
Endrin aldehyde	31.68	ND	60.00	ug/Kg	63%		30-120	19	30	5
Endrin ketone	40.33	ND	60.00	ug/Kg	81%		45-120	11	30	5
4,4'-DDT	31.46	ND	60.00	ug/Kg	63%	#	35-127	24	30	5
Methoxychlor	40.02	ND	60.00	ug/Kg	80%	#	42-136	13	30	5
Surrogates										
TCMX	41.41		60.00	ug/Kg	83%		23-120			5
Decachlorobiphenyl	35.85		60.00	ug/Kg	72%		24-120			5

Type:	Lab Control Sample	**Lab ID:**	QC1187529
Matrix:	Soil	**Method:**	EPA 8260B
Batch:	350567		
Prep Method:	EPA 5035		

QC1187529 Analyte	Result	Spiked	Units	Recovery	Qual	Limits
1,1-Dichloroethene	56.74	50.00	ug/Kg	113%		70-131
MTBE	56.25	50.00	ug/Kg	112%		69-130
Benzene	54.91	50.00	ug/Kg	110%		70-130
Trichloroethene	48.39	50.00	ug/Kg	97%		70-130
Toluene	50.02	50.00	ug/Kg	100%		70-130
Chlorobenzene	48.07	50.00	ug/Kg	96%		70-130
Surrogates						
Dibromofluoromethane	50.57	50.00	ug/Kg	101%		70-130
1,2-Dichloroethane-d4	47.97	50.00	ug/Kg	96%		70-145
Toluene-d8	46.77	50.00	ug/Kg	94%		70-145
Bromofluorobenzene	51.85	50.00	ug/Kg	104%		70-145

ENTHALPY ANALYTICAL

Batch QC

Type: Lab Control Sample Duplicate	**Lab ID:** QC1187530	**Batch:** 350567
Matrix: Soil	**Method:** EPA 8260B	**Prep Method:** EPA 5035

QC1187530 Analyte	Result	Spiked	Units	Recovery	Qual	Limits	RPD	RPD Lim
1,1-Dichloroethene	59.54	50.00	ug/Kg	119%		70-131	5	33
MTBE	60.44	50.00	ug/Kg	121%		69-130	7	30
Benzene	57.44	50.00	ug/Kg	115%		70-130	5	30
Trichloroethene	49.00	50.00	ug/Kg	98%		70-130	1	30
Toluene	49.39	50.00	ug/Kg	99%		70-130	1	30
Chlorobenzene	47.88	50.00	ug/Kg	96%		70-130	0	30
Surrogates								
Dibromofluoromethane	53.05	50.00	ug/Kg	106%		70-130		
1,2-Dichloroethane-d4	50.18	50.00	ug/Kg	100%		70-145		
Toluene-d8	45.87	50.00	ug/Kg	92%		70-145		
Bromofluorobenzene	51.58	50.00	ug/Kg	103%		70-145		

ENTHALPY ANALYTICAL

Batch QC

Type: Blank	Lab ID: QC1187531	Batch: 350567
Matrix: Soil	Method: EPA 8260B	Prep Method: EPA 5035

QC1187531 Analyte	Result	Qual	Units	RL	Prepared	Analyzed
3-Chloropropene	ND		ug/Kg	5.0	09/19/24	09/19/24
cis-1,4-Dichloro-2-butene	ND		ug/Kg	5.0	09/19/24	09/19/24
trans-1,4-Dichloro-2-butene	ND		ug/Kg	5.0	09/19/24	09/19/24
Freon 12	ND		ug/Kg	5.0	09/19/24	09/19/24
Chloromethane	ND		ug/Kg	5.0	09/19/24	09/19/24
Vinyl Chloride	ND		ug/Kg	5.0	09/19/24	09/19/24
Bromomethane	ND		ug/Kg	5.0	09/19/24	09/19/24
Chloroethane	ND		ug/Kg	5.0	09/19/24	09/19/24
Trichlorofluoromethane	ND		ug/Kg	5.0	09/19/24	09/19/24
Acetone	ND		ug/Kg	100	09/19/24	09/19/24
Freon 113	ND		ug/Kg	5.0	09/19/24	09/19/24
1,1-Dichloroethene	ND		ug/Kg	5.0	09/19/24	09/19/24
Methylene Chloride	ND		ug/Kg	7.3	09/19/24	09/19/24
MTBE	ND		ug/Kg	5.0	09/19/24	09/19/24
trans-1,2-Dichloroethene	ND		ug/Kg	5.0	09/19/24	09/19/24
1,1-Dichloroethane	ND		ug/Kg	5.0	09/19/24	09/19/24
2-Butanone	ND		ug/Kg	100	09/19/24	09/19/24
cis-1,2-Dichloroethene	ND		ug/Kg	5.0	09/19/24	09/19/24
2,2-Dichloropropane	ND		ug/Kg	5.0	09/19/24	09/19/24
Chloroform	ND		ug/Kg	5.0	09/19/24	09/19/24
Bromochloromethane	ND		ug/Kg	5.0	09/19/24	09/19/24
1,1,1-Trichloroethane	ND		ug/Kg	5.0	09/19/24	09/19/24
1,1-Dichloropropene	ND		ug/Kg	5.0	09/19/24	09/19/24
Carbon Tetrachloride	ND		ug/Kg	5.0	09/19/24	09/19/24
1,2-Dichloroethane	ND		ug/Kg	5.0	09/19/24	09/19/24
Benzene	ND		ug/Kg	5.0	09/19/24	09/19/24
Trichloroethene	ND		ug/Kg	5.0	09/19/24	09/19/24
1,2-Dichloropropane	ND		ug/Kg	5.0	09/19/24	09/19/24
Bromodichloromethane	ND		ug/Kg	5.0	09/19/24	09/19/24
Dibromomethane	ND		ug/Kg	5.0	09/19/24	09/19/24
4-Methyl-2-Pentanone	ND		ug/Kg	5.0	09/19/24	09/19/24
cis-1,3-Dichloropropene	ND		ug/Kg	5.0	09/19/24	09/19/24
Toluene	ND		ug/Kg	5.0	09/19/24	09/19/24
trans-1,3-Dichloropropene	ND		ug/Kg	5.0	09/19/24	09/19/24
1,1,2-Trichloroethane	ND		ug/Kg	5.0	09/19/24	09/19/24
1,3-Dichloropropane	ND		ug/Kg	5.0	09/19/24	09/19/24
Tetrachloroethene	ND		ug/Kg	5.0	09/19/24	09/19/24
Dibromochloromethane	ND		ug/Kg	5.0	09/19/24	09/19/24
1,2-Dibromoethane	ND		ug/Kg	5.0	09/19/24	09/19/24
Chlorobenzene	ND		ug/Kg	5.0	09/19/24	09/19/24
1,1,1,2-Tetrachloroethane	ND		ug/Kg	5.0	09/19/24	09/19/24
Ethylbenzene	ND		ug/Kg	5.0	09/19/24	09/19/24
m,p-Xylenes	ND		ug/Kg	10	09/19/24	09/19/24
o-Xylene	ND		ug/Kg	5.0	09/19/24	09/19/24
Styrene	ND		ug/Kg	5.0	09/19/24	09/19/24
Bromoform	ND		ug/Kg	5.0	09/19/24	09/19/24
Isopropylbenzene	ND		ug/Kg	5.0	09/19/24	09/19/24

ENTHALPY ANALYTICAL

Batch QC

QC1187031 Analyte	Result	Qual	Units	RL	Prepared	Analyzed
1,1,2,2-Tetrachloroethane	ND		ug/Kg	5.0	09/19/24	09/19/24
1,2,3-Trichloropropane	ND		ug/Kg	5.0	09/19/24	09/19/24
Propylbenzene	ND		ug/Kg	5.0	09/19/24	09/19/24
Bromobenzene	ND		ug/Kg	5.0	09/19/24	09/19/24
1,3,5-Trimethylbenzene	ND		ug/Kg	5.0	09/19/24	09/19/24
2-Chlorotoluene	ND		ug/Kg	5.0	09/19/24	09/19/24
4-Chlorotoluene	ND		ug/Kg	5.0	09/19/24	09/19/24
tert-Butylbenzene	ND		ug/Kg	5.0	09/19/24	09/19/24
1,2,4-Trimethylbenzene	ND		ug/Kg	5.0	09/19/24	09/19/24
sec-Butylbenzene	ND		ug/Kg	5.0	09/19/24	09/19/24
para-Isopropyl Toluene	ND		ug/Kg	5.0	09/19/24	09/19/24
1,3-Dichlorobenzene	ND		ug/Kg	5.0	09/19/24	09/19/24
1,4-Dichlorobenzene	ND		ug/Kg	5.0	09/19/24	09/19/24
n-Butylbenzene	ND		ug/Kg	5.0	09/19/24	09/19/24
1,2-Dichlorobenzene	ND		ug/Kg	5.0	09/19/24	09/19/24
1,2-Dibromo-3-Chloropropane	ND		ug/Kg	5.0	09/19/24	09/19/24
1,2,4-Trichlorobenzene	ND		ug/Kg	5.0	09/19/24	09/19/24
Hexachlorobutadiene	ND		ug/Kg	5.0	09/19/24	09/19/24
Naphthalene	ND		ug/Kg	5.0	09/19/24	09/19/24
1,2,3-Trichlorobenzene	ND		ug/Kg	5.0	09/19/24	09/19/24
Xylene (total)	ND		ug/Kg	5.0	09/19/24	09/19/24
Surrogates				**Limits**		
Dibromofluoromethane	101%		%REC	70-130	09/19/24	09/19/24
1,2-Dichloroethane-d4	101%		%REC	70-145	09/19/24	09/19/24
Toluene-d8	90%		%REC	70-145	09/19/24	09/19/24
Bromofluorobenzene	101%		%REC	70-145	09/19/24	09/19/24

CCV drift outside limits; average CCV drift within limits per method requirements

ND Not Detected

Enthalpy Analytical
931 West Barkley Ave
Orange, CA 92868
(714) 771-6900

enthalpy.com

Lab Job Number : 516079
Report Level : II
Report Date : 09/25/2024

Analytical Report ***prepared for:***

Justin Allen
Roux Associates, Inc.
5150 E. Pacific Coast Hwy.
Suite 450
Long Beach, CA 90804

Location: 2334 Lundy Pl., 4121.0010L000

Authorized for release by:



Diane Galvan, Project Manager
714-771-9928
diane.galvan@enthalpy.com

This data package has been reviewed for technical correctness and completeness. Release of this data has been authorized by the Laboratory Manager or the Manager's designee, as verified by the above signature which applies to this PDF file as well as any associated electronic data deliverable files. The results contained in this report meet all requirements of NELAP and pertain only to those samples which were submitted for analysis. This report may be reproduced only in its entirety.

CA ELAP# 1338, NELAP# 4038, SCAQMD LAP# 18LA0518, LACSD ID# 10105

ENTHALPY ANALYTICAL

Sample Summary

Justin Allen
Roux Associates, Inc.
5150 E. Pacific Coast Hwy.
Suite 450
Long Beach, CA 90804

Lab Job #: 516079
Location: 2334 Lundy Pl., 4121.0010L000
Date Received: 09/13/24

Sample ID	Lab ID	Collected	Matrix
SV-4	516079-001	09/13/24 09:10	Air
SV-3	516079-002	09/13/24 10:01	Air
SV-2	516079-003	09/13/24 10:56	Air
SV-1	516079-004	09/13/24 12:01	Air
SV-DUP	516079-005	09/13/24 11:20	Air

ENTHALPY ANALYTICAL

Air Chain of Custody Record

Lab No: 516079

Page: 1 of 1

Turn Around Time (rush by advanced notice only)					
Standard:	X	5 Day:		3 Day:	
2 Day:		1 Day:		Custom TAT:	

Enthalpy Analytical - Berkeley

2323 5th Street, Berkeley, CA 94710

Phone 510-486-0900

Special Instructions:

CUSTOMER INFORMATION		PROJECT INFORMATION	
Company:	Roux Associates	Name:	2334 Lundy Pl.
Report To:	Justin Allen	Number:	4121.0010L000
Email:	jallen@rouxinc.com	P.O. #:	
Address:		Address:	2334 Lundy Pl. San Jose, CA
Phone:	714-904-4867	Global ID:	
Fax:		Sampled By:	Jesse Carlson

	Sample ID	Source	Equipment Information			Sampling Information						Analysis Requested
		(I) Indoor (A) Ambient (SV) Soil Vapor	Canister ID	Size (6L or 1L)	Flow Controller ID	Sample Start Date	Sample Start Time	Vacuum Start ("Hg)	Sample End Date	Sample End Time	Vacuum End ("Hg)	VOCs by Method TO-15
1	SV-4	SV	C10036	1L	A10290	9/13/24	0902	30	9/13/24	0910	5	X
2	SV-3	"	C10269	"	A10573	"	0954	30	"	1001	5	X
3	SV-2	"	C10390	"	A10211	"	1049	30	"	1056	5	X
4	SV-1	"	C10385	"	A10021	"	1154	30	"	1201	5	X
5	SV-DUP	"	C10001	"	A10223	"	1115	28	9/13/24	1120	5	X
6												
7												
8												
9												
10												

	Signature	Print Name	Company / Title	Date / Time
1 Relinquished By:		Jesse Carlson	Roux	9/13/24 @ 1409
1 Received By:		Kenneth High	EA	9/13/24 14:09
2 Relinquished By:		Kenneth High	EA	9/13/24 15:53
2 Received By:		Anneka Sandberg	EA	9/14/24 0955
3 Relinquished By:				
3 Received By:				

SAMPLE RECEIPT CHECKLIST

ENTHALPY

Section 1: General Info

Date Received: 9/13/24 WO# 516079 Client: Roux

Section 2: Shipping / Custody **Are custody seals present? ☐ Yes ☑ No**

Custody seals intact on arrival? ☑ N/A ☐ Yes ☐ No ☐ On cooler / box ☐ On samples

Shipping Info: _____

Section 3a: Condition / Packaging ☐ **Outside 0.0 - 6.0°C (0.0 - 10.0°C for microbiology) (PM notified)**

Date Opened 9/13/24 By (initials) KHH Type of ice used : ☐ Wet ☐ Blue/Gel ☑ None

☐ Samples received on ice directly from the field; cooling process had begun. (if checked, skip temperatures)

☑ Sample matrix doesn't require cooling (e.g. air, bulk PCB). (if checked, skip temperatures)

If no cooler: Observed/Adjusted Temp (°C): _____ / _____ Thermometer/IR Gun: _____ CF: _____

Cooler Temp (°C) #1: ____/____ #2: ____/____ #3: ____/____ #4: ____/____ #5: ____/____ #6: ____/____

Section 3b: Microbiology Samples ☑ **No microbiology samples submitted (skip 3b)**

☐ Within temp range 0.0 - 10.0°C or received on ice directly from field.

☐ Adequate headspace for microbiology analysis.

Section 3c: Air Samples ☐ **No air samples submitted (skip 3c)**

☑ 1.4L Canisters ☐ 6L Canisters ☐ Tedlar Bags ☐ MCE Cassettes ☐ Sorbent Tubes ☐ Other _____

Section 4: Containers / Labels / Samples	YES	NO	N/A
1) Were custody papers present, filled properly, and legible?	✓		
2) Is the sampler's name present on the CoC?	✓		
3) Were containers received in good condition (unbroken / unopened / uncompromised)?	✓		
4) Were the samples bagged? (required for microbiology samples; recommended for soil samples)			✓
5) Were all of, and only, the correct samples received?	✓		
6) Are sample labels present, legible, and in agreement with the CoC?	✓		
7) Does the container count match the CoC?	✓		
8) Was sufficient sample volume / mass received for the analyses requested?	✓		
9) Were samples received in proper containers for the analyses requested?	✓		
10) Were samples received with > 1/2 holding time remaining?	✓		
11) Are samples properly preserved as indicated by CoC / labels?	✓		
12) Unpreserved VOAs received - If necessary, was the hold time changed in LIMS?			✓
13) Are VOA vials free from headspace/bubbles > 6mm?			✓

Section 5: Explanations / Comments ☐ **PM notified**

Date Logged 9/13/24 **By (print)** KHH for MAY **(sign)** [signature]

Date Labeled 9/13/24 **By (print)** Kenneth High **(sign)** [signature]

SAMPLE RECEIPT CHECKLIST

ENTHALPY

Section 1: General Info

Date Received: 09/14/24 WO# 516079 Client: ROUX

Section 2: Shipping / Custody **Are custody seals present?** ☑ Yes ☐ No

Custody seals intact on arrival? ☐ N/A ☑ Yes ☐ No ☑ On cooler / box ☐ On samples

Shipping Info: _____

Section 3a: Condition / Packaging ☐ **Outside 0.0 - 6.0°C (0.0 - 10.0°C for microbiology) (PM notified)**

Date Opened 09/14/24 By (initials) AES/JRQ Type of ice used : ☐ Wet ☐ Blue/Gel ☐ None

☐ Samples received on ice directly from the field; cooling process had begun. (if checked, skip temperatures)

■ Sample matrix doesn't require cooling (e.g. air, bulk PCB). (if checked, skip temperatures)

If no cooler: Observed/Adjusted Temp (°C): _____ / _____ Thermometer/IR Gun: _____ CF: _____

Cooler Temp (°C) #1: ____/____ #2: ____/____ #3: ____/____ #4: ____/____ #5: ____/____ #6: ____/____

Section 3b: Microbiology Samples ■ **No microbiology samples submitted (skip 3b)**

☐ Within temp range 0.0 - 10.0°C or received on ice directly from field.

☐ Adequate headspace for microbiology analysis.

Section 3c: Air Samples ☐ **No air samples submitted (skip 3c)**

☑ 1.4L Canisters ☐ 6L Canisters ☐ Tedlar Bags ☐ MCE Cassettes ☐ Sorbent Tubes ☐ Other _____

Section 4: Containers / Labels / Samples	YES	NO	N/A
1) Were custody papers present, filled properly, and legible?	X		
2) Is the sampler's name present on the CoC?	✓		
3) Were containers received in good condition (unbroken / unopened / uncompromised)?	X		
4) Were the samples bagged? (required for microbiology samples; recommended for soil samples)			X
5) Were all of, and only, the correct samples received?	X		
6) Are sample labels present, legible, and in agreement with the CoC?	X		
7) Does the container count match the CoC?	X		
8) Was sufficient sample volume / mass received for the analyses requested?	X		
9) Were samples received in proper containers for the analyses requested?	X		
10) Were samples received with > 1/2 holding time remaining?	X		
11) Are samples properly preserved as indicated by CoC / labels?	X		
12) Unpreserved VOAs received - If necessary, was the hold time changed in LIMS?			X
13) Are VOA vials free from headspace/bubbles > 6mm?			X

Section 5: Explanations / Comments ☐ **PM notified**

Date Logged 09/13/24 **By (print)** _____ **(sign)** _____

Date Labeled 09/13/24 **By (print)** _____ **(sign)** _____

SOUTHWEST AIRLINES

Printed on:
13 SEP 19:40

526 OAK 1765 4361

ONT

PC#	DG	LOT WT
2 OF 4	G	115 LB (52.3 KG)

STN	FLT	DATE	ETD	LOT 01
OAK	WN 791	14 SEP	06:35	

PC ID: 0002
PC WT: 29LB

526 17654361 0002

S

ENTHALPY ANALYTICAL

Analysis Results for 516079

Justin Allen
Roux Associates, Inc.
6150 E. Pacific Coast Hwy.
Suite 450
Long Beach, CA 90804

Lab Job #: 516079
Location: 2334 Lundy Pl., 4121.0010L000
Date Received: 09/13/24

Sample ID: SV-4 | **Lab ID: 516079-001** | **Collected: 09/13/24 09:10**
Matrix: Air

516079-001 Analyte	Result	Qual	Units	RL	DF	Batch	Prepared	Analyzed	Chemist
Method: EPA TO-15 Prep Method: METHOD									
1,1-Difluoroethane	ND		ug/m3	4.3	1.6	350577	09/19/24 09:46	09/19/24 09:46	ZNZ
1,1-Difluoroethane	ND		ppmv	0.0016	1.6	350577	09/19/24 09:46	09/19/24 09:46	ZNZ
Freon 12	ND		ug/m3	1.6	1.6	350577	09/19/24 09:46	09/19/24 09:46	ZNZ
Freon 12	ND		ppmv	0.00032	1.6	350577	09/19/24 09:46	09/19/24 09:46	ZNZ
Freon 114	ND		ug/m3	2.2	1.6	350577	09/19/24 09:46	09/19/24 09:46	ZNZ
Freon 114	ND		ppmv	0.00032	1.6	350577	09/19/24 09:46	09/19/24 09:46	ZNZ
Chloromethane	ND		ug/m3	0.66	1.6	350577	09/19/24 09:46	09/19/24 09:46	ZNZ
Chloromethane	ND		ppmv	0.00032	1.6	350577	09/19/24 09:46	09/19/24 09:46	ZNZ
Vinyl Chloride	ND		ug/m3	0.82	1.6	350577	09/19/24 09:46	09/19/24 09:46	ZNZ
Vinyl Chloride	ND		ppmv	0.00032	1.6	350577	09/19/24 09:46	09/19/24 09:46	ZNZ
Bromomethane	ND		ug/m3	1.2	1.6	350577	09/19/24 09:46	09/19/24 09:46	ZNZ
Bromomethane	ND		ppmv	0.00032	1.6	350577	09/19/24 09:46	09/19/24 09:46	ZNZ
Chloroethane	ND		ug/m3	0.84	1.6	350577	09/19/24 09:46	09/19/24 09:46	ZNZ
Chloroethane	ND		ppmv	0.00032	1.6	350577	09/19/24 09:46	09/19/24 09:46	ZNZ
Trichlorofluoromethane	ND		ug/m3	1.8	1.6	350577	09/19/24 09:46	09/19/24 09:46	ZNZ
Trichlorofluoromethane	ND		ppmv	0.00032	1.6	350577	09/19/24 09:46	09/19/24 09:46	ZNZ
1,1-Dichloroethene	ND		ug/m3	1.3	1.6	350577	09/19/24 09:46	09/19/24 09:46	ZNZ
1,1-Dichloroethene	ND		ppmv	0.00032	1.6	350577	09/19/24 09:46	09/19/24 09:46	ZNZ
Freon 113	ND		ug/m3	2.5	1.6	350577	09/19/24 09:46	09/19/24 09:46	ZNZ
Freon 113	ND		ppmv	0.00032	1.6	350577	09/19/24 09:46	09/19/24 09:46	ZNZ
Acetone	8.0		ug/m3	3.8	1.6	350577	09/19/24 09:46	09/19/24 09:46	ZNZ
Acetone	0.0034		ppmv	0.0016	1.6	350577	09/19/24 09:46	09/19/24 09:46	ZNZ
Carbon Disulfide	9.9		ug/m3	1.0	1.6	350577	09/19/24 09:46	09/19/24 09:46	ZNZ
Carbon Disulfide	0.0032		ppmv	0.00032	1.6	350577	09/19/24 09:46	09/19/24 09:46	ZNZ
Isopropanol (IPA)	11		ug/m3	3.9	1.6	350577	09/19/24 09:46	09/19/24 09:46	ZNZ
Isopropanol (IPA)	0.0044		ppmv	0.0016	1.6	350577	09/19/24 09:46	09/19/24 09:46	ZNZ
Methylene Chloride	ND		ug/m3	1.1	1.6	350577	09/19/24 09:46	09/19/24 09:46	ZNZ
Methylene Chloride	ND		ppmv	0.00032	1.6	350577	09/19/24 09:46	09/19/24 09:46	ZNZ
trans-1,2-Dichloroethene	ND		ug/m3	1.3	1.6	350577	09/19/24 09:46	09/19/24 09:46	ZNZ
trans-1,2-Dichloroethene	ND		ppmv	0.00032	1.6	350577	09/19/24 09:46	09/19/24 09:46	ZNZ
MTBE	ND		ug/m3	1.2	1.6	350577	09/19/24 09:46	09/19/24 09:46	ZNZ
MTBE	ND		ppmv	0.00032	1.6	350577	09/19/24 09:46	09/19/24 09:46	ZNZ
n-Hexane	2.0		ug/m3	1.1	1.6	350577	09/19/24 09:46	09/19/24 09:46	ZNZ
n-Hexane	0.00057		ppmv	0.00032	1.6	350577	09/19/24 09:46	09/19/24 09:46	ZNZ
1,1-Dichloroethane	ND		ug/m3	1.3	1.6	350577	09/19/24 09:46	09/19/24 09:46	ZNZ
1,1-Dichloroethane	ND		ppmv	0.00032	1.6	350577	09/19/24 09:46	09/19/24 09:46	ZNZ
Vinyl Acetate	ND		ug/m3	5.6	1.6	350577	09/19/24 09:46	09/19/24 09:46	ZNZ
Vinyl Acetate	ND		ppmv	0.0016	1.6	350577	09/19/24 09:46	09/19/24 09:46	ZNZ
cis-1,2-Dichloroethene	ND		ug/m3	1.3	1.6	350577	09/19/24 09:46	09/19/24 09:46	ZNZ
cis-1,2-Dichloroethene	ND		ppmv	0.00032	1.6	350577	09/19/24 09:46	09/19/24 09:46	ZNZ

Results for any subcontracted analyses are not included in this section.

ENTHALPY ANALYTICAL

Analysis Results for 516079

516079-001 Analyte	Result	Qual	Units	RL	DF	Batch	Prepared	Analyzed	Chemist
2-Butanone	ND		ug/m3	4.7	1.6	350577	09/19/24 09:46	09/19/24 09:46	ZNZ
2-Butanone	ND		ppmv	0.0016	1.6	350577	09/19/24 09:46	09/19/24 09:46	ZNZ
Chloroform	2.1		ug/m3	1.6	1.6	350577	09/19/24 09:46	09/19/24 09:46	ZNZ
Chloroform	0.00044		ppmv	0.00032	1.6	350577	09/19/24 09:46	09/19/24 09:46	ZNZ
1,1,1-Trichloroethane	ND		ug/m3	1.7	1.6	350577	09/19/24 09:46	09/19/24 09:46	ZNZ
1,1,1-Trichloroethane	ND		ppmv	0.00032	1.6	350577	09/19/24 09:46	09/19/24 09:46	ZNZ
Carbon Tetrachloride	ND		ug/m3	2.0	1.6	350577	09/19/24 09:46	09/19/24 09:46	ZNZ
Carbon Tetrachloride	ND		ppmv	0.00032	1.6	350577	09/19/24 09:46	09/19/24 09:46	ZNZ
Benzene	1.2		ug/m3	1.0	1.6	350577	09/19/24 09:46	09/19/24 09:46	ZNZ
Benzene	0.00037		ppmv	0.00032	1.6	350577	09/19/24 09:46	09/19/24 09:46	ZNZ
1,2-Dichloroethane	ND		ug/m3	1.3	1.6	350577	09/19/24 09:46	09/19/24 09:46	ZNZ
1,2-Dichloroethane	ND		ppmv	0.00032	1.6	350577	09/19/24 09:46	09/19/24 09:46	ZNZ
Trichloroethene	ND		ug/m3	1.7	1.6	350577	09/19/24 09:46	09/19/24 09:46	ZNZ
Trichloroethene	ND		ppmv	0.00032	1.6	350577	09/19/24 09:46	09/19/24 09:46	ZNZ
1,2-Dichloropropane	ND		ug/m3	1.5	1.6	350577	09/19/24 09:46	09/19/24 09:46	ZNZ
1,2-Dichloropropane	ND		ppmv	0.00032	1.6	350577	09/19/24 09:46	09/19/24 09:46	ZNZ
Bromodichloromethane	ND		ug/m3	2.1	1.6	350577	09/19/24 09:46	09/19/24 09:46	ZNZ
Bromodichloromethane	ND		ppmv	0.00032	1.6	350577	09/19/24 09:46	09/19/24 09:46	ZNZ
cis-1,3-Dichloropropene	ND		ug/m3	1.5	1.6	350577	09/19/24 09:46	09/19/24 09:46	ZNZ
cis-1,3-Dichloropropene	ND		ppmv	0.00032	1.6	350577	09/19/24 09:46	09/19/24 09:46	ZNZ
4-Methyl-2-Pentanone	ND		ug/m3	1.3	1.6	350577	09/19/24 09:46	09/19/24 09:46	ZNZ
4-Methyl-2-Pentanone	ND		ppmv	0.00032	1.6	350577	09/19/24 09:46	09/19/24 09:46	ZNZ
Toluene	25		ug/m3	1.2	1.6	350577	09/19/24 09:46	09/19/24 09:46	ZNZ
Toluene	0.0074		ppmv	0.00032	1.6	350577	09/19/24 09:46	09/19/24 09:46	ZNZ
trans-1,3-Dichloropropene	ND		ug/m3	1.5	1.6	350577	09/19/24 09:46	09/19/24 09:46	ZNZ
trans-1,3-Dichloropropene	ND		ppmv	0.00032	1.6	350577	09/19/24 09:46	09/19/24 09:46	ZNZ
1,1,2-Trichloroethane	ND		ug/m3	1.7	1.6	350577	09/19/24 09:46	09/19/24 09:46	ZNZ
1,1,2-Trichloroethane	ND		ppmv	0.00032	1.6	350577	09/19/24 09:46	09/19/24 09:46	ZNZ
Tetrachloroethene	59		ug/m3	2.2	1.6	350577	09/19/24 09:46	09/19/24 09:46	ZNZ
Tetrachloroethene	0.0087		ppmv	0.00032	1.6	350577	09/19/24 09:46	09/19/24 09:46	ZNZ
2-Hexanone	ND		ug/m3	3.3	1.6	350577	09/19/24 09:46	09/19/24 09:46	ZNZ
2-Hexanone	ND		ppmv	0.00080	1.6	350577	09/19/24 09:46	09/19/24 09:46	ZNZ
Dibromochloromethane	ND		ug/m3	2.7	1.6	350577	09/19/24 09:46	09/19/24 09:46	ZNZ
Dibromochloromethane	ND		ppmv	0.00032	1.6	350577	09/19/24 09:46	09/19/24 09:46	ZNZ
1,2-Dibromoethane	ND		ug/m3	2.5	1.6	350577	09/19/24 09:46	09/19/24 09:46	ZNZ
1,2-Dibromoethane	ND		ppmv	0.00032	1.6	350577	09/19/24 09:46	09/19/24 09:46	ZNZ
Chlorobenzene	ND		ug/m3	1.5	1.6	350577	09/19/24 09:46	09/19/24 09:46	ZNZ
Chlorobenzene	ND		ppmv	0.00032	1.6	350577	09/19/24 09:46	09/19/24 09:46	ZNZ
Ethylbenzene	58		ug/m3	1.4	1.6	350577	09/19/24 09:46	09/19/24 09:46	ZNZ
Ethylbenzene	0.013		ppmv	0.00032	1.6	350577	09/19/24 09:46	09/19/24 09:46	ZNZ
m,p-Xylenes	250		ug/m3	2.8	1.6	350577	09/19/24 09:46	09/19/24 09:46	ZNZ
m,p-Xylenes	0.059		ppmv	0.00064	1.6	350577	09/19/24 09:46	09/19/24 09:46	ZNZ
o-Xylene	110		ug/m3	1.4	1.6	350577	09/19/24 09:46	09/19/24 09:46	ZNZ
o-Xylene	0.026		ppmv	0.00032	1.6	350577	09/19/24 09:46	09/19/24 09:46	ZNZ
Styrene	ND		ug/m3	1.4	1.6	350577	09/19/24 09:46	09/19/24 09:46	ZNZ
Styrene	ND		ppmv	0.00032	1.6	350577	09/19/24 09:46	09/19/24 09:46	ZNZ
Bromoform	ND		ug/m3	3.3	1.6	350577	09/19/24 09:46	09/19/24 09:46	ZNZ
Bromoform	ND		ppmv	0.00032	1.6	350577	09/19/24 09:46	09/19/24 09:46	ZNZ
1,1,2,2-Tetrachloroethane	ND		ug/m3	2.2	1.6	350577	09/19/24 09:46	09/19/24 09:46	ZNZ
1,1,2,2-Tetrachloroethane	ND		ppmv	0.00032	1.6	350577	09/19/24 09:46	09/19/24 09:46	ZNZ
1,1,1,2-Tetrachloroethane	ND		ug/m3	2.2	1.6	350577	09/19/24 09:46	09/19/24 09:46	ZNZ
1,1,1,2-Tetrachloroethane	ND		ppmv	0.00032	1.6	350577	09/19/24 09:46	09/19/24 09:46	ZNZ

Results for any subcontracted analyses are not included in this section.

ENTHALPY ANALYTICAL

Analysis Results for 516079

516079-001 Analyte	Result	Qual	Units	RL	DF	Batch	Prepared	Analyzed	Chemist
4-Ethyltoluene	ND		ug/m3	1.8	1.6	350577	09/19/24 09:46	09/19/24 09:46	ZNZ
4-Ethyltoluene	ND		ppmv	0.00032	1.6	350577	09/19/24 09:46	09/19/24 09:46	ZNZ
1,3,5-Trimethylbenzene	ND		ug/m3	1.8	1.6	350577	09/19/24 09:46	09/19/24 09:46	ZNZ
1,3,5-Trimethylbenzene	ND		ppmv	0.00032	1.6	350577	09/19/24 09:46	09/19/24 09:46	ZNZ
1,2,4-Trimethylbenzene	2.1		ug/m3	1.8	1.6	350577	09/19/24 09:46	09/19/24 09:46	ZNZ
1,2,4-Trimethylbenzene	0.00043		ppmv	0.00032	1.6	350577	09/19/24 09:46	09/19/24 09:46	ZNZ
1,3-Dichlorobenzene	ND		ug/m3	1.9	1.6	350577	09/19/24 09:46	09/19/24 09:46	ZNZ
1,3-Dichlorobenzene	ND		ppmv	0.00032	1.6	350577	09/19/24 09:46	09/19/24 09:46	ZNZ
1,4-Dichlorobenzene	ND		ug/m3	1.9	1.6	350577	09/19/24 09:46	09/19/24 09:46	ZNZ
1,4-Dichlorobenzene	ND		ppmv	0.00032	1.6	350577	09/19/24 09:46	09/19/24 09:46	ZNZ
Benzyl chloride	ND		ug/m3	1.7	1.6	350577	09/19/24 09:46	09/19/24 09:46	ZNZ
Benzyl chloride	ND		ppmv	0.00032	1.6	350577	09/19/24 09:46	09/19/24 09:46	ZNZ
1,2-Dichlorobenzene	ND		ug/m3	1.9	1.6	350577	09/19/24 09:46	09/19/24 09:46	ZNZ
1,2-Dichlorobenzene	ND		ppmv	0.00032	1.6	350577	09/19/24 09:46	09/19/24 09:46	ZNZ
1,2,4-Trichlorobenzene	ND		ug/m3	2.4	1.6	350577	09/19/24 09:46	09/19/24 09:46	ZNZ
1,2,4-Trichlorobenzene	ND		ppmv	0.00032	1.6	350577	09/19/24 09:46	09/19/24 09:46	ZNZ
Hexachlorobutadiene	ND		ug/m3	3.4	1.6	350577	09/19/24 09:46	09/19/24 09:46	ZNZ
Hexachlorobutadiene	ND		ppmv	0.00032	1.6	350577	09/19/24 09:46	09/19/24 09:46	ZNZ
Xylene (total)	370		ug/m3	1.4	1.6	350577	09/19/24 09:46	09/19/24 09:46	ZNZ
Xylene (total)	0.085		ppmv	0.00032	1.6	350577	09/19/24 09:46	09/19/24 09:46	ZNZ
Surrogates				**Limits**					
Bromofluorobenzene	105%		%REC	60-140	1.6	350577	09/19/24 09:46	09/19/24 09:46	ZNZ

Results for any subcontracted analyses are not included in this section.

ENTHALPY ANALYTICAL

Analysis Results for 516079

Sample ID: SV-3	Lab ID: 516079-002	Collected: 09/13/24 10:01
	Matrix: Air	

516079-002 Analyte	Result	Qual	Units	RL	DF	Batch	Prepared	Analyzed	Chemist
Method: EPA TO-15 Prep Method: METHOD									
1,1-Difluoroethane	ND		ug/m3	4.1	1.5	350577	09/19/24 10:21	09/19/24 10:21	ZNZ
1,1-Difluoroethane	ND		ppmv	0.0016	1.5	350577	09/19/24 10:21	09/19/24 10:21	ZNZ
Freon 12	ND		ug/m3	1.5	1.5	350577	09/19/24 10:21	09/19/24 10:21	ZNZ
Freon 12	ND		ppmv	0.00030	1.5	350577	09/19/24 10:21	09/19/24 10:21	ZNZ
Freon 114	ND		ug/m3	2.1	1.5	350577	09/19/24 10:21	09/19/24 10:21	ZNZ
Freon 114	ND		ppmv	0.00030	1.5	350577	09/19/24 10:21	09/19/24 10:21	ZNZ
Chloromethane	ND		ug/m3	0.62	1.5	350577	09/19/24 10:21	09/19/24 10:21	ZNZ
Chloromethane	ND		ppmv	0.00030	1.5	350577	09/19/24 10:21	09/19/24 10:21	ZNZ
Vinyl Chloride	ND		ug/m3	0.77	1.5	350577	09/19/24 10:21	09/19/24 10:21	ZNZ
Vinyl Chloride	ND		ppmv	0.00030	1.5	350577	09/19/24 10:21	09/19/24 10:21	ZNZ
Bromomethane	ND		ug/m3	1.2	1.5	350577	09/19/24 10:21	09/19/24 10:21	ZNZ
Bromomethane	ND		ppmv	0.00030	1.5	350577	09/19/24 10:21	09/19/24 10:21	ZNZ
Chloroethane	ND		ug/m3	0.79	1.5	350577	09/19/24 10:21	09/19/24 10:21	ZNZ
Chloroethane	ND		ppmv	0.00030	1.5	350577	09/19/24 10:21	09/19/24 10:21	ZNZ
Trichlorofluoromethane	ND		ug/m3	1.7	1.5	350577	09/19/24 10:21	09/19/24 10:21	ZNZ
Trichlorofluoromethane	ND		ppmv	0.00030	1.5	350577	09/19/24 10:21	09/19/24 10:21	ZNZ
1,1-Dichloroethene	ND		ug/m3	1.2	1.5	350577	09/19/24 10:21	09/19/24 10:21	ZNZ
1,1-Dichloroethene	ND		ppmv	0.00030	1.5	350577	09/19/24 10:21	09/19/24 10:21	ZNZ
Freon 113	ND		ug/m3	2.3	1.5	350577	09/19/24 10:21	09/19/24 10:21	ZNZ
Freon 113	ND		ppmv	0.00030	1.5	350577	09/19/24 10:21	09/19/24 10:21	ZNZ
Acetone	6.6		ug/m3	3.6	1.5	350577	09/19/24 10:21	09/19/24 10:21	ZNZ
Acetone	0.0036		ppmv	0.0016	1.5	350577	09/19/24 10:21	09/19/24 10:21	ZNZ
Carbon Disulfide	5.4		ug/m3	0.93	1.5	350577	09/19/24 10:21	09/19/24 10:21	ZNZ
Carbon Disulfide	0.0027		ppmv	0.00030	1.5	350577	09/19/24 10:21	09/19/24 10:21	ZNZ
Isopropanol (IPA)	5.1		ug/m3	3.7	1.5	350577	09/19/24 10:21	09/19/24 10:21	ZNZ
Isopropanol (IPA)	0.0021		ppmv	0.0016	1.5	350577	09/19/24 10:21	09/19/24 10:21	ZNZ
Methylene Chloride	1.4		ug/m3	1.0	1.5	350577	09/19/24 10:21	09/19/24 10:21	ZNZ
Methylene Chloride	0.00042		ppmv	0.00030	1.5	350577	09/19/24 10:21	09/19/24 10:21	ZNZ
trans-1,2-Dichloroethene	ND		ug/m3	1.2	1.5	350577	09/19/24 10:21	09/19/24 10:21	ZNZ
trans-1,2-Dichloroethene	ND		ppmv	0.00030	1.5	350577	09/19/24 10:21	09/19/24 10:21	ZNZ
MTBE	ND		ug/m3	1.1	1.5	350577	09/19/24 10:21	09/19/24 10:21	ZNZ
MTBE	ND		ppmv	0.00030	1.5	350577	09/19/24 10:21	09/19/24 10:21	ZNZ
n-Hexane	1.7		ug/m3	1.1	1.5	350577	09/19/24 10:21	09/19/24 10:21	ZNZ
n-Hexane	0.00049		ppmv	0.00030	1.5	350577	09/19/24 10:21	09/19/24 10:21	ZNZ
1,1-Dichloroethane	ND		ug/m3	1.2	1.5	350577	09/19/24 10:21	09/19/24 10:21	ZNZ
1,1-Dichloroethane	ND		ppmv	0.00030	1.5	350577	09/19/24 10:21	09/19/24 10:21	ZNZ
Vinyl Acetate	ND		ug/m3	5.3	1.5	350577	09/19/24 10:21	09/19/24 10:21	ZNZ
Vinyl Acetate	ND		ppmv	0.0016	1.5	350577	09/19/24 10:21	09/19/24 10:21	ZNZ
cis-1,2-Dichloroethene	ND		ug/m3	1.2	1.5	350577	09/19/24 10:21	09/19/24 10:21	ZNZ
cis-1,2-Dichloroethene	ND		ppmv	0.00030	1.5	350577	09/19/24 10:21	09/19/24 10:21	ZNZ
2-Butanone	ND		ug/m3	4.4	1.5	350577	09/19/24 10:21	09/19/24 10:21	ZNZ
2-Butanone	ND		ppmv	0.0016	1.5	350577	09/19/24 10:21	09/19/24 10:21	ZNZ
Chloroform	2.3		ug/m3	1.5	1.5	350577	09/19/24 10:21	09/19/24 10:21	ZNZ
Chloroform	0.00047		ppmv	0.00030	1.5	350577	09/19/24 10:21	09/19/24 10:21	ZNZ
1,1,1-Trichloroethane	ND		ug/m3	1.6	1.5	350577	09/19/24 10:21	09/19/24 10:21	ZNZ

Results for any subcontracted analyses are not included in this section.

ENTHALPY ANALYTICAL

Analysis Results for 516079

516079-002 Analyte	Result	Qual	Units	RL	DF	Batch	Prepared	Analyzed	Chemist
1,1,1-Trichloroethane	ND		ppmv	0.00030	1.5	350577	09/19/24 10:21	09/19/24 10:21	ZNZ
Carbon Tetrachloride	ND		ug/m3	1.9	1.5	350577	09/19/24 10:21	09/19/24 10:21	ZNZ
Carbon Tetrachloride	ND		ppmv	0.00030	1.5	350577	09/19/24 10:21	09/19/24 10:21	ZNZ
Benzene	1.8		ug/m3	0.96	1.5	350577	09/19/24 10:21	09/19/24 10:21	ZNZ
Benzene	0.00057		ppmv	0.00030	1.5	350577	09/19/24 10:21	09/19/24 10:21	ZNZ
1,2-Dichloroethane	ND		ug/m3	1.2	1.5	350577	09/19/24 10:21	09/19/24 10:21	ZNZ
1,2-Dichloroethane	ND		ppmv	0.00030	1.5	350577	09/19/24 10:21	09/19/24 10:21	ZNZ
Trichloroethene	ND		ug/m3	1.6	1.5	350577	09/19/24 10:21	09/19/24 10:21	ZNZ
Trichloroethene	ND		ppmv	0.00030	1.5	350577	09/19/24 10:21	09/19/24 10:21	ZNZ
1,2-Dichloropropane	ND		ug/m3	1.4	1.5	350577	09/19/24 10:21	09/19/24 10:21	ZNZ
1,2-Dichloropropane	ND		ppmv	0.00030	1.5	350577	09/19/24 10:21	09/19/24 10:21	ZNZ
Bromodichloromethane	ND		ug/m3	2.0	1.5	350577	09/19/24 10:21	09/19/24 10:21	ZNZ
Bromodichloromethane	ND		ppmv	0.00030	1.5	350577	09/19/24 10:21	09/19/24 10:21	ZNZ
cis-1,3-Dichloropropene	ND		ug/m3	1.4	1.5	350577	09/19/24 10:21	09/19/24 10:21	ZNZ
cis-1,3-Dichloropropene	ND		ppmv	0.00030	1.5	350577	09/19/24 10:21	09/19/24 10:21	ZNZ
4-Methyl-2-Pentanone	ND		ug/m3	1.2	1.5	350577	09/19/24 10:21	09/19/24 10:21	ZNZ
4-Methyl-2-Pentanone	ND		ppmv	0.00030	1.5	350577	09/19/24 10:21	09/19/24 10:21	ZNZ
Toluene	32		ug/m3	1.1	1.5	350577	09/19/24 10:21	09/19/24 10:21	ZNZ
Toluene	0.0084		ppmv	0.00030	1.5	350577	09/19/24 10:21	09/19/24 10:21	ZNZ
trans-1,3-Dichloropropene	ND		ug/m3	1.4	1.5	350577	09/19/24 10:21	09/19/24 10:21	ZNZ
trans-1,3-Dichloropropene	ND		ppmv	0.00030	1.5	350577	09/19/24 10:21	09/19/24 10:21	ZNZ
1,1,2-Trichloroethane	ND		ug/m3	1.6	1.5	350577	09/19/24 10:21	09/19/24 10:21	ZNZ
1,1,2-Trichloroethane	ND		ppmv	0.00030	1.5	350577	09/19/24 10:21	09/19/24 10:21	ZNZ
Tetrachloroethene	290		ug/m3	2.0	1.5	350577	09/19/24 10:21	09/19/24 10:21	ZNZ
Tetrachloroethene	0.041		ppmv	0.00030	1.5	350577	09/19/24 10:21	09/19/24 10:21	ZNZ
2-Hexanone	ND		ug/m3	3.1	1.5	350577	09/19/24 10:21	09/19/24 10:21	ZNZ
2-Hexanone	ND		ppmv	0.00075	1.5	350577	09/19/24 10:21	09/19/24 10:21	ZNZ
Dibromochloromethane	ND		ug/m3	2.6	1.5	350577	09/19/24 10:21	09/19/24 10:21	ZNZ
Dibromochloromethane	ND		ppmv	0.00030	1.5	350577	09/19/24 10:21	09/19/24 10:21	ZNZ
1,2-Dibromoethane	ND		ug/m3	2.3	1.5	350577	09/19/24 10:21	09/19/24 10:21	ZNZ
1,2-Dibromoethane	ND		ppmv	0.00030	1.5	350577	09/19/24 10:21	09/19/24 10:21	ZNZ
Chlorobenzene	ND		ug/m3	1.4	1.5	350577	09/19/24 10:21	09/19/24 10:21	ZNZ
Chlorobenzene	ND		ppmv	0.00030	1.5	350577	09/19/24 10:21	09/19/24 10:21	ZNZ
Ethylbenzene	ND		ug/m3	1.3	1.5	350577	09/19/24 10:21	09/19/24 10:21	ZNZ
Ethylbenzene	ND		ppmv	0.00030	1.5	350577	09/19/24 10:21	09/19/24 10:21	ZNZ
m,p-Xylenes	5.6		ug/m3	2.6	1.5	350577	09/19/24 10:21	09/19/24 10:21	ZNZ
m,p-Xylenes	0.0013		ppmv	0.00060	1.5	350577	09/19/24 10:21	09/19/24 10:21	ZNZ
o-Xylene	2.2		ug/m3	1.3	1.5	350577	09/19/24 10:21	09/19/24 10:21	ZNZ
o-Xylene	0.00051		ppmv	0.00030	1.5	350577	09/19/24 10:21	09/19/24 10:21	ZNZ
Styrene	ND		ug/m3	1.3	1.5	350577	09/19/24 10:21	09/19/24 10:21	ZNZ
Styrene	ND		ppmv	0.00030	1.5	350577	09/19/24 10:21	09/19/24 10:21	ZNZ
Bromoform	ND		ug/m3	3.1	1.5	350577	09/19/24 10:21	09/19/24 10:21	ZNZ
Bromoform	ND		ppmv	0.00030	1.5	350577	09/19/24 10:21	09/19/24 10:21	ZNZ
1,1,2,2-Tetrachloroethane	ND		ug/m3	2.1	1.5	350577	09/19/24 10:21	09/19/24 10:21	ZNZ
1,1,2,2-Tetrachloroethane	ND		ppmv	0.00030	1.5	350577	09/19/24 10:21	09/19/24 10:21	ZNZ
1,1,1,2-Tetrachloroethane	ND		ug/m3	2.1	1.5	350577	09/19/24 10:21	09/19/24 10:21	ZNZ
1,1,1,2-Tetrachloroethane	ND		ppmv	0.00030	1.5	350577	09/19/24 10:21	09/19/24 10:21	ZNZ
4-Ethyltoluene	ND		ug/m3	1.5	1.5	350577	09/19/24 10:21	09/19/24 10:21	ZNZ
4-Ethyltoluene	ND		ppmv	0.00030	1.5	350577	09/19/24 10:21	09/19/24 10:21	ZNZ
1,3,5-Trimethylbenzene	ND		ug/m3	1.5	1.5	350577	09/19/24 10:21	09/19/24 10:21	ZNZ
1,3,5-Trimethylbenzene	ND		ppmv	0.00030	1.5	350577	09/19/24 10:21	09/19/24 10:21	ZNZ
1,2,4-Trimethylbenzene	ND		ug/m3	1.5	1.5	350577	09/19/24 10:21	09/19/24 10:21	ZNZ

Results for any subcontracted analyses are not included in this section.

ENTHALPY ANALYTICAL

Analysis Results for 516079

516079-002 Analyte	Result	Qual	Units	RL	DF	Batch	Prepared	Analyzed	Chemist
1,2,4-Trimethylbenzene	ND		ppmv	0.00030	1.5	350577	09/19/24 10:21	09/19/24 10:21	ZNZ
1,3-Dichlorobenzene	ND		ug/m3	1.8	1.5	350577	09/19/24 10:21	09/19/24 10:21	ZNZ
1,3-Dichlorobenzene	ND		ppmv	0.00030	1.5	350577	09/19/24 10:21	09/19/24 10:21	ZNZ
1,4-Dichlorobenzene	ND		ug/m3	1.8	1.5	350577	09/19/24 10:21	09/19/24 10:21	ZNZ
1,4-Dichlorobenzene	ND		ppmv	0.00030	1.5	350577	09/19/24 10:21	09/19/24 10:21	ZNZ
Benzyl chloride	ND		ug/m3	1.5	1.5	350577	09/19/24 10:21	09/19/24 10:21	ZNZ
Benzyl chloride	ND		ppmv	0.00030	1.5	350577	09/19/24 10:21	09/19/24 10:21	ZNZ
1,2-Dichlorobenzene	ND		ug/m3	1.8	1.5	350577	09/19/24 10:21	09/19/24 10:21	ZNZ
1,2-Dichlorobenzene	ND		ppmv	0.00030	1.5	350577	09/19/24 10:21	09/19/24 10:21	ZNZ
1,2,4-Trichlorobenzene	ND		ug/m3	2.2	1.5	350577	09/19/24 10:21	09/19/24 10:21	ZNZ
1,2,4-Trichlorobenzene	ND		ppmv	0.00030	1.5	350577	09/19/24 10:21	09/19/24 10:21	ZNZ
Hexachlorobutadiene	ND		ug/m3	3.2	1.5	350577	09/19/24 10:21	09/19/24 10:21	ZNZ
Hexachlorobutadiene	ND		ppmv	0.00030	1.5	350577	09/19/24 10:21	09/19/24 10:21	ZNZ
Xylene (total)	7.8		ug/m3	1.3	1.5	350577	09/19/24 10:21	09/19/24 10:21	ZNZ
Xylene (total)	0.0018		ppmv	0.00030	1.5	350577	09/19/24 10:21	09/19/24 10:21	ZNZ
Surrogates				**Limits**					
Bromofluorobenzene	103%		%REC	60-140	1.5	350577	09/19/24 10:21	09/19/24 10:21	ZNZ

Page 15

Results for any subcontracted analyses are not included in this section.

ENTHALPY ANALYTICAL

Analysis Results for 516079

Sample ID: SV-2	Lab ID: 516079-003	Collected: 09/13/24 10:56
	Matrix: Air	

516079-003 Analyte	Result	Qual	Units	RL	DF	Batch	Prepared	Analyzed	Chemist
Method: EPA TO-15 Prep Method: METHOD									
1,1-Difluoroethane	ND		ug/m3	4.1	1.5	350577	09/19/24 10:55	09/19/24 10:55	ZNZ
1,1-Difluoroethane	ND		ppmv	0.0016	1.5	350577	09/19/24 10:55	09/19/24 10:55	ZNZ
Freon 12	1.5		ug/m3	1.5	1.5	350577	09/19/24 10:55	09/19/24 10:55	ZNZ
Freon 12	0.00050		ppmv	0.00030	1.5	350577	09/19/24 10:55	09/19/24 10:55	ZNZ
Freon 114	ND		ug/m3	2.1	1.5	350577	09/19/24 10:55	09/19/24 10:55	ZNZ
Freon 114	ND		ppmv	0.00030	1.5	350577	09/19/24 10:55	09/19/24 10:55	ZNZ
Chloromethane	ND		ug/m3	0.62	1.5	350577	09/19/24 10:55	09/19/24 10:55	ZNZ
Chloromethane	ND		ppmv	0.00030	1.5	350577	09/19/24 10:55	09/19/24 10:55	ZNZ
Vinyl Chloride	ND		ug/m3	0.77	1.5	350577	09/19/24 10:55	09/19/24 10:55	ZNZ
Vinyl Chloride	ND		ppmv	0.00030	1.5	350577	09/19/24 10:55	09/19/24 10:55	ZNZ
Bromomethane	ND		ug/m3	1.2	1.5	350577	09/19/24 10:55	09/19/24 10:55	ZNZ
Bromomethane	ND		ppmv	0.00030	1.5	350577	09/19/24 10:55	09/19/24 10:55	ZNZ
Chloroethane	ND		ug/m3	0.79	1.5	350577	09/19/24 10:55	09/19/24 10:55	ZNZ
Chloroethane	ND		ppmv	0.00030	1.5	350577	09/19/24 10:55	09/19/24 10:55	ZNZ
Trichlorofluoromethane	ND		ug/m3	1.7	1.5	350577	09/19/24 10:55	09/19/24 10:55	ZNZ
Trichlorofluoromethane	ND		ppmv	0.00030	1.5	350577	09/19/24 10:55	09/19/24 10:55	ZNZ
1,1-Dichloroethene	ND		ug/m3	1.2	1.5	350577	09/19/24 10:55	09/19/24 10:55	ZNZ
1,1-Dichloroethene	ND		ppmv	0.00030	1.5	350577	09/19/24 10:55	09/19/24 10:55	ZNZ
Freon 113	ND		ug/m3	2.3	1.5	350577	09/19/24 10:55	09/19/24 10:55	ZNZ
Freon 113	ND		ppmv	0.00030	1.5	350577	09/19/24 10:55	09/19/24 10:55	ZNZ
Acetone	27		ug/m3	3.6	1.5	350577	09/19/24 10:55	09/19/24 10:55	ZNZ
Acetone	0.012		ppmv	0.0016	1.5	350577	09/19/24 10:55	09/19/24 10:55	ZNZ
Carbon Disulfide	2.2		ug/m3	0.93	1.5	350577	09/19/24 10:55	09/19/24 10:55	ZNZ
Carbon Disulfide	0.00070		ppmv	0.00030	1.5	350577	09/19/24 10:55	09/19/24 10:55	ZNZ
Isopropanol (IPA)	6.6		ug/m3	3.7	1.5	350577	09/19/24 10:55	09/19/24 10:55	ZNZ
Isopropanol (IPA)	0.0027		ppmv	0.0016	1.5	350577	09/19/24 10:55	09/19/24 10:55	ZNZ
Methylene Chloride	ND		ug/m3	1.0	1.5	350577	09/19/24 10:55	09/19/24 10:55	ZNZ
Methylene Chloride	ND		ppmv	0.00030	1.5	350577	09/19/24 10:55	09/19/24 10:55	ZNZ
trans-1,2-Dichloroethene	ND		ug/m3	1.2	1.5	350577	09/19/24 10:55	09/19/24 10:55	ZNZ
trans-1,2-Dichloroethene	ND		ppmv	0.00030	1.5	350577	09/19/24 10:55	09/19/24 10:55	ZNZ
MTBE	ND		ug/m3	1.1	1.5	350577	09/19/24 10:55	09/19/24 10:55	ZNZ
MTBE	ND		ppmv	0.00030	1.5	350577	09/19/24 10:55	09/19/24 10:55	ZNZ
n-Hexane	ND		ug/m3	1.1	1.5	350577	09/19/24 10:55	09/19/24 10:55	ZNZ
n-Hexane	ND		ppmv	0.00030	1.5	350577	09/19/24 10:55	09/19/24 10:55	ZNZ
1,1-Dichloroethane	ND		ug/m3	1.2	1.5	350577	09/19/24 10:55	09/19/24 10:55	ZNZ
1,1-Dichloroethane	ND		ppmv	0.00030	1.5	350577	09/19/24 10:55	09/19/24 10:55	ZNZ
Vinyl Acetate	ND		ug/m3	5.3	1.5	350577	09/19/24 10:55	09/19/24 10:55	ZNZ
Vinyl Acetate	ND		ppmv	0.0016	1.5	350577	09/19/24 10:55	09/19/24 10:55	ZNZ
cis-1,2-Dichloroethene	ND		ug/m3	1.2	1.5	350577	09/19/24 10:55	09/19/24 10:55	ZNZ
cis-1,2-Dichloroethene	ND		ppmv	0.00030	1.5	350577	09/19/24 10:55	09/19/24 10:55	ZNZ
2-Butanone	28		ug/m3	4.4	1.5	350577	09/19/24 10:55	09/19/24 10:55	ZNZ
2-Butanone	0.0096		ppmv	0.0016	1.5	350577	09/19/24 10:55	09/19/24 10:55	ZNZ
Chloroform	ND		ug/m3	1.5	1.5	350577	09/19/24 10:55	09/19/24 10:55	ZNZ
Chloroform	ND		ppmv	0.00030	1.5	350577	09/19/24 10:55	09/19/24 10:55	ZNZ
1,1,1-Trichloroethane	ND		ug/m3	1.6	1.5	350577	09/19/24 10:55	09/19/24 10:55	ZNZ

Results for any subcontracted analyses are not included in this section.

ENTHALPY ANALYTICAL

Analysis Results for 516079

516079-003 Analyte	Result	Qual	Units	RL	DF	Batch	Prepared	Analyzed	Chemist
1,1,1-Trichloroethane	ND		ppmv	0.00030	1.5	350577	09/19/24 10:55	09/19/24 10:55	ZNZ
Carbon Tetrachloride	ND		ug/m3	1.9	1.5	350577	09/19/24 10:55	09/19/24 10:55	ZNZ
Carbon Tetrachloride	ND		ppmv	0.00030	1.5	350577	09/19/24 10:55	09/19/24 10:55	ZNZ
Benzene	ND		ug/m3	0.96	1.5	350577	09/19/24 10:55	09/19/24 10:55	ZNZ
Benzene	ND		ppmv	0.00030	1.5	350577	09/19/24 10:55	09/19/24 10:55	ZNZ
1,2-Dichloroethane	ND		ug/m3	1.2	1.5	350577	09/19/24 10:55	09/19/24 10:55	ZNZ
1,2-Dichloroethane	ND		ppmv	0.00030	1.5	350577	09/19/24 10:55	09/19/24 10:55	ZNZ
Trichloroethene	2.7		ug/m3	1.6	1.5	350577	09/19/24 10:55	09/19/24 10:55	ZNZ
Trichloroethene	0.00061		ppmv	0.00030	1.5	350577	09/19/24 10:55	09/19/24 10:55	ZNZ
1,2-Dichloropropane	ND		ug/m3	1.4	1.5	350577	09/19/24 10:55	09/19/24 10:55	ZNZ
1,2-Dichloropropane	ND		ppmv	0.00030	1.5	350577	09/19/24 10:55	09/19/24 10:55	ZNZ
Bromodichloromethane	ND		ug/m3	2.0	1.5	350577	09/19/24 10:55	09/19/24 10:55	ZNZ
Bromodichloromethane	ND		ppmv	0.00030	1.5	350577	09/19/24 10:55	09/19/24 10:55	ZNZ
cis-1,3-Dichloropropene	ND		ug/m3	1.4	1.5	350577	09/19/24 10:55	09/19/24 10:55	ZNZ
cis-1,3-Dichloropropene	ND		ppmv	0.00030	1.5	350577	09/19/24 10:55	09/19/24 10:55	ZNZ
4-Methyl-2-Pentanone	ND		ug/m3	1.2	1.5	350577	09/19/24 10:55	09/19/24 10:55	ZNZ
4-Methyl-2-Pentanone	ND		ppmv	0.00030	1.5	350577	09/19/24 10:55	09/19/24 10:55	ZNZ
Toluene	ND		ug/m3	1.1	1.5	350577	09/19/24 10:55	09/19/24 10:55	ZNZ
Toluene	ND		ppmv	0.00030	1.5	350577	09/19/24 10:55	09/19/24 10:55	ZNZ
trans-1,3-Dichloropropene	ND		ug/m3	1.4	1.5	350577	09/19/24 10:55	09/19/24 10:55	ZNZ
trans-1,3-Dichloropropene	ND		ppmv	0.00030	1.5	350577	09/19/24 10:55	09/19/24 10:55	ZNZ
1,1,2-Trichloroethane	ND		ug/m3	1.6	1.5	350577	09/19/24 10:55	09/19/24 10:55	ZNZ
1,1,2-Trichloroethane	ND		ppmv	0.00030	1.5	350577	09/19/24 10:55	09/19/24 10:55	ZNZ
Tetrachloroethene	9.9		ug/m3	2.0	1.5	350577	09/19/24 10:55	09/19/24 10:55	ZNZ
Tetrachloroethene	0.0015		ppmv	0.00030	1.5	350577	09/19/24 10:55	09/19/24 10:55	ZNZ
2-Hexanone	ND		ug/m3	3.1	1.5	350577	09/19/24 10:55	09/19/24 10:55	ZNZ
2-Hexanone	ND		ppmv	0.00075	1.5	350577	09/19/24 10:55	09/19/24 10:55	ZNZ
Dibromochloromethane	ND		ug/m3	2.6	1.5	350577	09/19/24 10:55	09/19/24 10:55	ZNZ
Dibromochloromethane	ND		ppmv	0.00030	1.5	350577	09/19/24 10:55	09/19/24 10:55	ZNZ
1,2-Dibromoethane	ND		ug/m3	2.3	1.5	350577	09/19/24 10:55	09/19/24 10:55	ZNZ
1,2-Dibromoethane	ND		ppmv	0.00030	1.5	350577	09/19/24 10:55	09/19/24 10:55	ZNZ
Chlorobenzene	ND		ug/m3	1.4	1.5	350577	09/19/24 10:55	09/19/24 10:55	ZNZ
Chlorobenzene	ND		ppmv	0.00030	1.5	350577	09/19/24 10:55	09/19/24 10:55	ZNZ
Ethylbenzene	ND		ug/m3	1.3	1.5	350577	09/19/24 10:55	09/19/24 10:55	ZNZ
Ethylbenzene	ND		ppmv	0.00030	1.5	350577	09/19/24 10:55	09/19/24 10:55	ZNZ
m,p-Xylenes	ND		ug/m3	2.6	1.5	350577	09/19/24 10:55	09/19/24 10:55	ZNZ
m,p-Xylenes	ND		ppmv	0.00060	1.5	350577	09/19/24 10:55	09/19/24 10:55	ZNZ
o-Xylene	ND		ug/m3	1.3	1.5	350577	09/19/24 10:55	09/19/24 10:55	ZNZ
o-Xylene	ND		ppmv	0.00030	1.5	350577	09/19/24 10:55	09/19/24 10:55	ZNZ
Styrene	ND		ug/m3	1.3	1.5	350577	09/19/24 10:55	09/19/24 10:55	ZNZ
Styrene	ND		ppmv	0.00030	1.5	350577	09/19/24 10:55	09/19/24 10:55	ZNZ
Bromoform	ND		ug/m3	3.1	1.5	350577	09/19/24 10:55	09/19/24 10:55	ZNZ
Bromoform	ND		ppmv	0.00030	1.5	350577	09/19/24 10:55	09/19/24 10:55	ZNZ
1,1,2,2-Tetrachloroethane	ND		ug/m3	2.1	1.5	350577	09/19/24 10:55	09/19/24 10:55	ZNZ
1,1,2,2-Tetrachloroethane	ND		ppmv	0.00030	1.5	350577	09/19/24 10:55	09/19/24 10:55	ZNZ
1,1,1,2-Tetrachloroethane	ND		ug/m3	2.1	1.5	350577	09/19/24 10:55	09/19/24 10:55	ZNZ
1,1,1,2-Tetrachloroethane	ND		ppmv	0.00030	1.5	350577	09/19/24 10:55	09/19/24 10:55	ZNZ
4-Ethyltoluene	ND		ug/m3	1.5	1.5	350577	09/19/24 10:55	09/19/24 10:55	ZNZ
4-Ethyltoluene	ND		ppmv	0.00030	1.5	350577	09/19/24 10:55	09/19/24 10:55	ZNZ
1,3,5-Trimethylbenzene	ND		ug/m3	1.5	1.5	350577	09/19/24 10:55	09/19/24 10:55	ZNZ
1,3,5-Trimethylbenzene	ND		ppmv	0.00030	1.5	350577	09/19/24 10:55	09/19/24 10:55	ZNZ
1,2,4-Trimethylbenzene	ND		ug/m3	1.5	1.5	350577	09/19/24 10:55	09/19/24 10:55	ZNZ

Results for any subcontracted analyses are not included in this section.

ENTHALPY ANALYTICAL

Analysis Results for 516079

516079-003 Analyte	Result	Qual	Units	RL	DF	Batch	Prepared	Analyzed	Chemist
1,2,4-Trimethylbenzene	ND		ppmv	0.00030	1.5	350577	09/19/24 10:55	09/19/24 10:55	ZNZ
1,3-Dichlorobenzene	ND		ug/m3	1.8	1.5	350577	09/19/24 10:55	09/19/24 10:55	ZNZ
1,3-Dichlorobenzene	ND		ppmv	0.00030	1.5	350577	09/19/24 10:55	09/19/24 10:55	ZNZ
1,4-Dichlorobenzene	ND		ug/m3	1.8	1.5	350577	09/19/24 10:55	09/19/24 10:55	ZNZ
1,4-Dichlorobenzene	ND		ppmv	0.00030	1.5	350577	09/19/24 10:55	09/19/24 10:55	ZNZ
Benzyl chloride	ND		ug/m3	1.6	1.5	350577	09/19/24 10:55	09/19/24 10:55	ZNZ
Benzyl chloride	ND		ppmv	0.00030	1.5	350577	09/19/24 10:55	09/19/24 10:55	ZNZ
1,2-Dichlorobenzene	ND		ug/m3	1.8	1.5	350577	09/19/24 10:55	09/19/24 10:55	ZNZ
1,2-Dichlorobenzene	ND		ppmv	0.00030	1.5	350577	09/19/24 10:55	09/19/24 10:55	ZNZ
1,2,4-Trichlorobenzene	ND		ug/m3	2.2	1.5	350577	09/19/24 10:55	09/19/24 10:55	ZNZ
1,2,4-Trichlorobenzene	ND		ppmv	0.00030	1.5	350577	09/19/24 10:55	09/19/24 10:55	ZNZ
Hexachlorobutadiene	ND		ug/m3	3.2	1.5	350577	09/19/24 10:55	09/19/24 10:55	ZNZ
Hexachlorobutadiene	ND		ppmv	0.00030	1.5	350577	09/19/24 10:55	09/19/24 10:55	ZNZ
Xylene (total)	ND		ug/m3	1.3	1.5	350577	09/19/24 10:55	09/19/24 10:55	ZNZ
Xylene (total)	ND		ppmv	0.00030	1.5	350577	09/19/24 10:55	09/19/24 10:55	ZNZ
Surrogates				**Limits**					
Bromofluorobenzene	103%		%REC	60-140	1.5	350577	09/19/24 10:55	09/19/24 10:55	ZNZ

Results for any subcontracted analyses are not included in this section.

ENTHALPY ANALYTICAL

Analysis Results for 516079

Sample ID: SV-1	Lab ID: 516079-004	Collected: 09/13/24 12:01
	Matrix: Air	

516079-004 Analyte	Result	Qual	Units	RL	DF	Batch	Prepared	Analyzed	Chemist
Method: EPA TO-15 Prep Method: METHOD									
1,1-Difluoroethane	ND		ug/m3	4.1	1.5	350577	09/19/24 11:30	09/19/24 11:30	ZNZ
1,1-Difluoroethane	ND		ppmv	0.0016	1.5	350577	09/19/24 11:30	09/19/24 11:30	ZNZ
Freon 12	ND		ug/m3	1.5	1.5	350577	09/19/24 11:30	09/19/24 11:30	ZNZ
Freon 12	ND		ppmv	0.00030	1.5	350577	09/19/24 11:30	09/19/24 11:30	ZNZ
Freon 114	ND		ug/m3	2.1	1.5	350577	09/19/24 11:30	09/19/24 11:30	ZNZ
Freon 114	ND		ppmv	0.00030	1.5	350577	09/19/24 11:30	09/19/24 11:30	ZNZ
Chloromethane	ND		ug/m3	0.62	1.5	350577	09/19/24 11:30	09/19/24 11:30	ZNZ
Chloromethane	ND		ppmv	0.00030	1.5	350577	09/19/24 11:30	09/19/24 11:30	ZNZ
Vinyl Chloride	ND		ug/m3	0.77	1.5	350577	09/19/24 11:30	09/19/24 11:30	ZNZ
Vinyl Chloride	ND		ppmv	0.00030	1.5	350577	09/19/24 11:30	09/19/24 11:30	ZNZ
Bromomethane	ND		ug/m3	1.2	1.5	350577	09/19/24 11:30	09/19/24 11:30	ZNZ
Bromomethane	ND		ppmv	0.00030	1.5	350577	09/19/24 11:30	09/19/24 11:30	ZNZ
Chloroethane	ND		ug/m3	0.79	1.5	350577	09/19/24 11:30	09/19/24 11:30	ZNZ
Chloroethane	ND		ppmv	0.00030	1.5	350577	09/19/24 11:30	09/19/24 11:30	ZNZ
Trichlorofluoromethane	ND		ug/m3	1.7	1.5	350577	09/19/24 11:30	09/19/24 11:30	ZNZ
Trichlorofluoromethane	ND		ppmv	0.00030	1.5	350577	09/19/24 11:30	09/19/24 11:30	ZNZ
1,1-Dichloroethene	ND		ug/m3	1.2	1.5	350577	09/19/24 11:30	09/19/24 11:30	ZNZ
1,1-Dichloroethene	ND		ppmv	0.00030	1.5	350577	09/19/24 11:30	09/19/24 11:30	ZNZ
Freon 113	ND		ug/m3	2.3	1.5	350577	09/19/24 11:30	09/19/24 11:30	ZNZ
Freon 113	ND		ppmv	0.00030	1.5	350577	09/19/24 11:30	09/19/24 11:30	ZNZ
Acetone	15		ug/m3	3.6	1.5	350577	09/19/24 11:30	09/19/24 11:30	ZNZ
Acetone	0.0059		ppmv	0.0015	1.5	350577	09/19/24 11:30	09/19/24 11:30	ZNZ
Carbon Disulfide	2.6		ug/m3	0.93	1.5	350577	09/19/24 11:30	09/19/24 11:30	ZNZ
Carbon Disulfide	0.00082		ppmv	0.00030	1.5	350577	09/19/24 11:30	09/19/24 11:30	ZNZ
Isopropanol (IPA)	3.9		ug/m3	3.7	1.5	350577	09/19/24 11:30	09/19/24 11:30	ZNZ
Isopropanol (IPA)	0.0016		ppmv	0.0015	1.5	350577	09/19/24 11:30	09/19/24 11:30	ZNZ
Methylene Chloride	3.7		ug/m3	1.0	1.5	350577	09/19/24 11:30	09/19/24 11:30	ZNZ
Methylene Chloride	0.0011		ppmv	0.00030	1.5	350577	09/19/24 11:30	09/19/24 11:30	ZNZ
trans-1,2-Dichloroethene	ND		ug/m3	1.2	1.5	350577	09/19/24 11:30	09/19/24 11:30	ZNZ
trans-1,2-Dichloroethene	ND		ppmv	0.00030	1.5	350577	09/19/24 11:30	09/19/24 11:30	ZNZ
MTBE	ND		ug/m3	1.1	1.5	350577	09/19/24 11:30	09/19/24 11:30	ZNZ
MTBE	ND		ppmv	0.00030	1.5	350577	09/19/24 11:30	09/19/24 11:30	ZNZ
n-Hexane	1.1		ug/m3	1.1	1.5	350577	09/19/24 11:30	09/19/24 11:30	ZNZ
n-Hexane	0.00032		ppmv	0.00030	1.5	350577	09/19/24 11:30	09/19/24 11:30	ZNZ
1,1-Dichloroethane	ND		ug/m3	1.2	1.5	350577	09/19/24 11:30	09/19/24 11:30	ZNZ
1,1-Dichloroethane	ND		ppmv	0.00030	1.5	350577	09/19/24 11:30	09/19/24 11:30	ZNZ
Vinyl Acetate	ND		ug/m3	5.3	1.5	350577	09/19/24 11:30	09/19/24 11:30	ZNZ
Vinyl Acetate	ND		ppmv	0.0015	1.5	350577	09/19/24 11:30	09/19/24 11:30	ZNZ
cis-1,2-Dichloroethene	ND		ug/m3	1.2	1.5	350577	09/19/24 11:30	09/19/24 11:30	ZNZ
cis-1,2-Dichloroethene	ND		ppmv	0.00030	1.5	350577	09/19/24 11:30	09/19/24 11:30	ZNZ
2-Butanone	ND		ug/m3	4.4	1.5	350577	09/19/24 11:30	09/19/24 11:30	ZNZ
2-Butanone	ND		ppmv	0.0015	1.5	350577	09/19/24 11:30	09/19/24 11:30	ZNZ
Chloroform	ND		ug/m3	1.5	1.5	350577	09/19/24 11:30	09/19/24 11:30	ZNZ
Chloroform	ND		ppmv	0.00030	1.5	350577	09/19/24 11:30	09/19/24 11:30	ZNZ
1,1,1-Trichloroethane	3.8		ug/m3	1.6	1.5	350577	09/19/24 11:30	09/19/24 11:30	ZNZ

Results for any subcontracted analyses are not included in this section.

ENTHALPY ANALYTICAL

Analysis Results for 516079

516079-004 Analyte	Result	Qual	Units	RL	DF	Batch	Prepared	Analyzed	Chemist
1,1,1-Trichloroethane	0.00064		ppmv	0.00030	1.5	350577	09/19/24 11:30	09/19/24 11:30	ZNZ
Carbon Tetrachloride	ND		ug/m3	1.9	1.5	350577	09/19/24 11:30	09/19/24 11:30	ZNZ
Carbon Tetrachloride	ND		ppmv	0.00030	1.5	350577	09/19/24 11:30	09/19/24 11:30	ZNZ
Benzene	ND		ug/m3	0.96	1.5	350577	09/19/24 11:30	09/19/24 11:30	ZNZ
Benzene	ND		ppmv	0.00030	1.5	350577	09/19/24 11:30	09/19/24 11:30	ZNZ
1,2-Dichloroethane	ND		ug/m3	1.2	1.5	350577	09/19/24 11:30	09/19/24 11:30	ZNZ
1,2-Dichloroethane	ND		ppmv	0.00030	1.5	350577	09/19/24 11:30	09/19/24 11:30	ZNZ
Trichloroethene	ND		ug/m3	1.6	1.5	350577	09/19/24 11:30	09/19/24 11:30	ZNZ
Trichloroethene	ND		ppmv	0.00030	1.5	350577	09/19/24 11:30	09/19/24 11:30	ZNZ
1,2-Dichloropropane	ND		ug/m3	1.4	1.5	350577	09/19/24 11:30	09/19/24 11:30	ZNZ
1,2-Dichloropropane	ND		ppmv	0.00030	1.5	350577	09/19/24 11:30	09/19/24 11:30	ZNZ
Bromodichloromethane	ND		ug/m3	2.0	1.5	350577	09/19/24 11:30	09/19/24 11:30	ZNZ
Bromodichloromethane	ND		ppmv	0.00030	1.5	350577	09/19/24 11:30	09/19/24 11:30	ZNZ
cis-1,3-Dichloropropene	ND		ug/m3	1.4	1.5	350577	09/19/24 11:30	09/19/24 11:30	ZNZ
cis-1,3-Dichloropropene	ND		ppmv	0.00030	1.5	350577	09/19/24 11:30	09/19/24 11:30	ZNZ
4-Methyl-2-Pentanone	ND		ug/m3	1.2	1.5	350577	09/19/24 11:30	09/19/24 11:30	ZNZ
4-Methyl-2-Pentanone	ND		ppmv	0.00030	1.5	350577	09/19/24 11:30	09/19/24 11:30	ZNZ
Toluene	1.6		ug/m3	1.1	1.5	350577	09/19/24 11:30	09/19/24 11:30	ZNZ
Toluene	0.00043		ppmv	0.00030	1.5	350577	09/19/24 11:30	09/19/24 11:30	ZNZ
trans-1,3-Dichloropropene	ND		ug/m3	1.4	1.5	350577	09/19/24 11:30	09/19/24 11:30	ZNZ
trans-1,3-Dichloropropene	ND		ppmv	0.00030	1.5	350577	09/19/24 11:30	09/19/24 11:30	ZNZ
1,1,2-Trichloroethane	ND		ug/m3	1.6	1.5	350577	09/19/24 11:30	09/19/24 11:30	ZNZ
1,1,2-Trichloroethane	ND		ppmv	0.00030	1.5	350577	09/19/24 11:30	09/19/24 11:30	ZNZ
Tetrachloroethene	5.6		ug/m3	2.0	1.5	350577	09/19/24 11:30	09/19/24 11:30	ZNZ
Tetrachloroethene	0.00097		ppmv	0.00030	1.5	350577	09/19/24 11:30	09/19/24 11:30	ZNZ
2-Hexanone	ND		ug/m3	3.1	1.5	350577	09/19/24 11:30	09/19/24 11:30	ZNZ
2-Hexanone	ND		ppmv	0.00075	1.5	350577	09/19/24 11:30	09/19/24 11:30	ZNZ
Dibromochloromethane	ND		ug/m3	2.6	1.5	350577	09/19/24 11:30	09/19/24 11:30	ZNZ
Dibromochloromethane	ND		ppmv	0.00030	1.5	350577	09/19/24 11:30	09/19/24 11:30	ZNZ
1,2-Dibromoethane	ND		ug/m3	2.3	1.5	350577	09/19/24 11:30	09/19/24 11:30	ZNZ
1,2-Dibromoethane	ND		ppmv	0.00030	1.5	350577	09/19/24 11:30	09/19/24 11:30	ZNZ
Chlorobenzene	ND		ug/m3	1.4	1.5	350577	09/19/24 11:30	09/19/24 11:30	ZNZ
Chlorobenzene	ND		ppmv	0.00030	1.5	350577	09/19/24 11:30	09/19/24 11:30	ZNZ
Ethylbenzene	ND		ug/m3	1.3	1.5	350577	09/19/24 11:30	09/19/24 11:30	ZNZ
Ethylbenzene	ND		ppmv	0.00030	1.5	350577	09/19/24 11:30	09/19/24 11:30	ZNZ
m,p-Xylenes	ND		ug/m3	2.6	1.5	350577	09/19/24 11:30	09/19/24 11:30	ZNZ
m,p-Xylenes	ND		ppmv	0.00060	1.5	350577	09/19/24 11:30	09/19/24 11:30	ZNZ
o-Xylene	ND		ug/m3	1.3	1.5	350577	09/19/24 11:30	09/19/24 11:30	ZNZ
o-Xylene	ND		ppmv	0.00030	1.5	350577	09/19/24 11:30	09/19/24 11:30	ZNZ
Styrene	ND		ug/m3	1.3	1.5	350577	09/19/24 11:30	09/19/24 11:30	ZNZ
Styrene	ND		ppmv	0.00030	1.5	350577	09/19/24 11:30	09/19/24 11:30	ZNZ
Bromoform	ND		ug/m3	3.1	1.5	350577	09/19/24 11:30	09/19/24 11:30	ZNZ
Bromoform	ND		ppmv	0.00030	1.5	350577	09/19/24 11:30	09/19/24 11:30	ZNZ
1,1,2,2-Tetrachloroethane	ND		ug/m3	2.1	1.5	350577	09/19/24 11:30	09/19/24 11:30	ZNZ
1,1,2,2-Tetrachloroethane	ND		ppmv	0.00030	1.5	350577	09/19/24 11:30	09/19/24 11:30	ZNZ
1,1,1,2-Tetrachloroethane	ND		ug/m3	2.1	1.5	350577	09/19/24 11:30	09/19/24 11:30	ZNZ
1,1,1,2-Tetrachloroethane	ND		ppmv	0.00030	1.5	350577	09/19/24 11:30	09/19/24 11:30	ZNZ
4-Ethyltoluene	ND		ug/m3	1.5	1.5	350577	09/19/24 11:30	09/19/24 11:30	ZNZ
4-Ethyltoluene	ND		ppmv	0.00030	1.5	350577	09/19/24 11:30	09/19/24 11:30	ZNZ
1,3,5-Trimethylbenzene	ND		ug/m3	1.5	1.5	350577	09/19/24 11:30	09/19/24 11:30	ZNZ
1,3,5-Trimethylbenzene	ND		ppmv	0.00030	1.5	350577	09/19/24 11:30	09/19/24 11:30	ZNZ
1,2,4-Trimethylbenzene	ND		ug/m3	1.5	1.5	350577	09/19/24 11:30	09/19/24 11:30	ZNZ

Results for any subcontracted analyses are not included in this section.

ENTHALPY ANALYTICAL

Analysis Results for 516079

516079-004 Analyte	Result	Qual	Units	RL	DF	Batch	Prepared	Analyzed	Chemist
1,2,4-Trimethylbenzene	ND		ppmv	0.00030	1.5	350577	09/19/24 11:30	09/19/24 11:30	ZNZ
1,3-Dichlorobenzene	ND		ug/m3	1.8	1.5	350577	09/19/24 11:30	09/19/24 11:30	ZNZ
1,3-Dichlorobenzene	ND		ppmv	0.00030	1.5	350577	09/19/24 11:30	09/19/24 11:30	ZNZ
1,4-Dichlorobenzene	ND		ug/m3	1.8	1.5	350577	09/19/24 11:30	09/19/24 11:30	ZNZ
1,4-Dichlorobenzene	ND		ppmv	0.00030	1.5	350577	09/19/24 11:30	09/19/24 11:30	ZNZ
Benzyl chloride	ND		ug/m3	1.6	1.5	350577	09/19/24 11:30	09/19/24 11:30	ZNZ
Benzyl chloride	ND		ppmv	0.00030	1.5	350577	09/19/24 11:30	09/19/24 11:30	ZNZ
1,2-Dichlorobenzene	ND		ug/m3	1.8	1.5	350577	09/19/24 11:30	09/19/24 11:30	ZNZ
1,2-Dichlorobenzene	ND		ppmv	0.00030	1.5	350577	09/19/24 11:30	09/19/24 11:30	ZNZ
1,2,4-Trichlorobenzene	ND		ug/m3	2.2	1.5	350577	09/19/24 11:30	09/19/24 11:30	ZNZ
1,2,4-Trichlorobenzene	ND		ppmv	0.00030	1.5	350577	09/19/24 11:30	09/19/24 11:30	ZNZ
Hexachlorobutadiene	ND		ug/m3	3.2	1.5	350577	09/19/24 11:30	09/19/24 11:30	ZNZ
Hexachlorobutadiene	ND		ppmv	0.00030	1.5	350577	09/19/24 11:30	09/19/24 11:30	ZNZ
Xylene (total)	ND		ug/m3	1.3	1.5	350577	09/19/24 11:30	09/19/24 11:30	ZNZ
Xylene (total)	ND		ppmv	0.00030	1.5	350577	09/19/24 11:30	09/19/24 11:30	ZNZ
Surrogates				**Limits**					
Bromofluorobenzene	105%		%REC	60-140	1.5	350577	09/19/24 11:30	09/19/24 11:30	ZNZ

Results for any subcontracted analyses are not included in this section.

ENTHALPY ANALYTICAL

Analysis Results for 516079

Sample ID: SV-DUP	Lab ID: 516079-005	Collected: 09/13/24 11:20
	Matrix: Air	

516079-005 Analyte	Result	Qual	Units	RL	DF	Batch	Prepared	Analyzed	Chemist
Method: EPA TO-15 Prep Method: METHOD									
1,1-Difluoroethane	ND		ug/m3	4.3	1.6	350577	09/19/24 12:04	09/19/24 12:04	ZNZ
1,1-Difluoroethane	ND		ppmv	0.0016	1.6	350577	09/19/24 12:04	09/19/24 12:04	ZNZ
Freon 12	ND		ug/m3	1.6	1.6	350577	09/19/24 12:04	09/19/24 12:04	ZNZ
Freon 12	ND		ppmv	0.00032	1.6	350577	09/19/24 12:04	09/19/24 12:04	ZNZ
Freon 114	ND		ug/m3	2.2	1.6	350577	09/19/24 12:04	09/19/24 12:04	ZNZ
Freon 114	ND		ppmv	0.00032	1.6	350577	09/19/24 12:04	09/19/24 12:04	ZNZ
Chloromethane	ND		ug/m3	0.66	1.6	350577	09/19/24 12:04	09/19/24 12:04	ZNZ
Chloromethane	ND		ppmv	0.00032	1.6	350577	09/19/24 12:04	09/19/24 12:04	ZNZ
Vinyl Chloride	ND		ug/m3	0.82	1.6	350577	09/19/24 12:04	09/19/24 12:04	ZNZ
Vinyl Chloride	ND		ppmv	0.00032	1.6	350577	09/19/24 12:04	09/19/24 12:04	ZNZ
Bromomethane	ND		ug/m3	1.2	1.6	350577	09/19/24 12:04	09/19/24 12:04	ZNZ
Bromomethane	ND		ppmv	0.00032	1.6	350577	09/19/24 12:04	09/19/24 12:04	ZNZ
Chloroethane	ND		ug/m3	0.84	1.6	350577	09/19/24 12:04	09/19/24 12:04	ZNZ
Chloroethane	ND		ppmv	0.00032	1.6	350577	09/19/24 12:04	09/19/24 12:04	ZNZ
Trichlorofluoromethane	ND		ug/m3	1.8	1.6	350577	09/19/24 12:04	09/19/24 12:04	ZNZ
Trichlorofluoromethane	ND		ppmv	0.00032	1.6	350577	09/19/24 12:04	09/19/24 12:04	ZNZ
1,1-Dichloroethene	ND		ug/m3	1.3	1.6	350577	09/19/24 12:04	09/19/24 12:04	ZNZ
1,1-Dichloroethene	ND		ppmv	0.00032	1.6	350577	09/19/24 12:04	09/19/24 12:04	ZNZ
Freon 113	ND		ug/m3	2.5	1.6	350577	09/19/24 12:04	09/19/24 12:04	ZNZ
Freon 113	ND		ppmv	0.00032	1.6	350577	09/19/24 12:04	09/19/24 12:04	ZNZ
Acetone	ND		ug/m3	3.8	1.6	350577	09/19/24 12:04	09/19/24 12:04	ZNZ
Acetone	ND		ppmv	0.0016	1.6	350577	09/19/24 12:04	09/19/24 12:04	ZNZ
Carbon Disulfide	2.4		ug/m3	1.0	1.6	350577	09/19/24 12:04	09/19/24 12:04	ZNZ
Carbon Disulfide	0.00075		ppmv	0.00032	1.6	350577	09/19/24 12:04	09/19/24 12:04	ZNZ
Isopropanol (IPA)	6.7		ug/m3	3.9	1.6	350577	09/19/24 12:04	09/19/24 12:04	ZNZ
Isopropanol (IPA)	0.0027		ppmv	0.0016	1.6	350577	09/19/24 12:04	09/19/24 12:04	ZNZ
Methylene Chloride	ND		ug/m3	1.1	1.6	350577	09/19/24 12:04	09/19/24 12:04	ZNZ
Methylene Chloride	ND		ppmv	0.00032	1.6	350577	09/19/24 12:04	09/19/24 12:04	ZNZ
trans-1,2-Dichloroethene	ND		ug/m3	1.3	1.6	350577	09/19/24 12:04	09/19/24 12:04	ZNZ
trans-1,2-Dichloroethene	ND		ppmv	0.00032	1.6	350577	09/19/24 12:04	09/19/24 12:04	ZNZ
MTBE	ND		ug/m3	1.2	1.6	350577	09/19/24 12:04	09/19/24 12:04	ZNZ
MTBE	ND		ppmv	0.00032	1.6	350577	09/19/24 12:04	09/19/24 12:04	ZNZ
n-Hexane	1.3		ug/m3	1.1	1.6	350577	09/19/24 12:04	09/19/24 12:04	ZNZ
n-Hexane	0.00036		ppmv	0.00032	1.6	350577	09/19/24 12:04	09/19/24 12:04	ZNZ
1,1-Dichloroethane	ND		ug/m3	1.3	1.6	350577	09/19/24 12:04	09/19/24 12:04	ZNZ
1,1-Dichloroethane	ND		ppmv	0.00032	1.6	350577	09/19/24 12:04	09/19/24 12:04	ZNZ
Vinyl Acetate	ND		ug/m3	5.6	1.6	350577	09/19/24 12:04	09/19/24 12:04	ZNZ
Vinyl Acetate	ND		ppmv	0.0016	1.6	350577	09/19/24 12:04	09/19/24 12:04	ZNZ
cis-1,2-Dichloroethene	ND		ug/m3	1.3	1.6	350577	09/19/24 12:04	09/19/24 12:04	ZNZ
cis-1,2-Dichloroethene	ND		ppmv	0.00032	1.6	350577	09/19/24 12:04	09/19/24 12:04	ZNZ
2-Butanone	ND		ug/m3	4.7	1.6	350577	09/19/24 12:04	09/19/24 12:04	ZNZ
2-Butanone	ND		ppmv	0.0016	1.6	350577	09/19/24 12:04	09/19/24 12:04	ZNZ
Chloroform	ND		ug/m3	1.6	1.6	350577	09/19/24 12:04	09/19/24 12:04	ZNZ
Chloroform	ND		ppmv	0.00032	1.6	350577	09/19/24 12:04	09/19/24 12:04	ZNZ
1,1,1-Trichloroethane	ND		ug/m3	1.7	1.6	350577	09/19/24 12:04	09/19/24 12:04	ZNZ

Results for any subcontracted analyses are not included in this section.

ENTHALPY ANALYTICAL

Analysis Results for 516079

516079-005 Analyte	Result	Qual	Units	RL	DF	Batch	Prepared	Analyzed	Chemist
1,1,1-Trichloroethane	ND		ppmv	0.00032	1.6	350577	09/19/24 12:04	09/19/24 12:04	ZNZ
Carbon Tetrachloride	ND		ug/m3	2.0	1.6	350577	09/19/24 12:04	09/19/24 12:04	ZNZ
Carbon Tetrachloride	ND		ppmv	0.00032	1.6	350577	09/19/24 12:04	09/19/24 12:04	ZNZ
Benzene	ND		ug/m3	1.0	1.6	350577	09/19/24 12:04	09/19/24 12:04	ZNZ
Benzene	ND		ppmv	0.00032	1.6	350577	09/19/24 12:04	09/19/24 12:04	ZNZ
1,2-Dichloroethane	ND		ug/m3	1.3	1.6	350577	09/19/24 12:04	09/19/24 12:04	ZNZ
1,2-Dichloroethane	ND		ppmv	0.00032	1.6	350577	09/19/24 12:04	09/19/24 12:04	ZNZ
Trichloroethene	ND		ug/m3	1.7	1.6	350577	09/19/24 12:04	09/19/24 12:04	ZNZ
Trichloroethene	ND		ppmv	0.00032	1.6	350577	09/19/24 12:04	09/19/24 12:04	ZNZ
1,2-Dichloropropane	ND		ug/m3	1.5	1.6	350577	09/19/24 12:04	09/19/24 12:04	ZNZ
1,2-Dichloropropane	ND		ppmv	0.00032	1.6	350577	09/19/24 12:04	09/19/24 12:04	ZNZ
Bromodichloromethane	ND		ug/m3	2.1	1.6	350577	09/19/24 12:04	09/19/24 12:04	ZNZ
Bromodichloromethane	ND		ppmv	0.00032	1.6	350577	09/19/24 12:04	09/19/24 12:04	ZNZ
cis-1,3-Dichloropropene	ND		ug/m3	1.5	1.6	350577	09/19/24 12:04	09/19/24 12:04	ZNZ
cis-1,3-Dichloropropene	ND		ppmv	0.00032	1.6	350577	09/19/24 12:04	09/19/24 12:04	ZNZ
4-Methyl-2-Pentanone	ND		ug/m3	1.3	1.6	350577	09/19/24 12:04	09/19/24 12:04	ZNZ
4-Methyl-2-Pentanone	ND		ppmv	0.00032	1.6	350577	09/19/24 12:04	09/19/24 12:04	ZNZ
Toluene	ND		ug/m3	1.2	1.6	350577	09/19/24 12:04	09/19/24 12:04	ZNZ
Toluene	ND		ppmv	0.00032	1.6	350577	09/19/24 12:04	09/19/24 12:04	ZNZ
trans-1,3-Dichloropropene	ND		ug/m3	1.5	1.6	350577	09/19/24 12:04	09/19/24 12:04	ZNZ
trans-1,3-Dichloropropene	ND		ppmv	0.00032	1.6	350577	09/19/24 12:04	09/19/24 12:04	ZNZ
1,1,2-Trichloroethane	ND		ug/m3	1.7	1.6	350577	09/19/24 12:04	09/19/24 12:04	ZNZ
1,1,2-Trichloroethane	ND		ppmv	0.00032	1.6	350577	09/19/24 12:04	09/19/24 12:04	ZNZ
Tetrachloroethene	14		ug/m3	2.2	1.6	350577	09/19/24 12:04	09/19/24 12:04	ZNZ
Tetrachloroethene	0.0021		ppmv	0.00032	1.6	350577	09/19/24 12:04	09/19/24 12:04	ZNZ
2-Hexanone	ND		ug/m3	3.3	1.6	350577	09/19/24 12:04	09/19/24 12:04	ZNZ
2-Hexanone	ND		ppmv	0.00080	1.6	350577	09/19/24 12:04	09/19/24 12:04	ZNZ
Dibromochloromethane	ND		ug/m3	2.7	1.6	350577	09/19/24 12:04	09/19/24 12:04	ZNZ
Dibromochloromethane	ND		ppmv	0.00032	1.6	350577	09/19/24 12:04	09/19/24 12:04	ZNZ
1,2-Dibromoethane	ND		ug/m3	2.5	1.6	350577	09/19/24 12:04	09/19/24 12:04	ZNZ
1,2-Dibromoethane	ND		ppmv	0.00032	1.6	350577	09/19/24 12:04	09/19/24 12:04	ZNZ
Chlorobenzene	ND		ug/m3	1.5	1.6	350577	09/19/24 12:04	09/19/24 12:04	ZNZ
Chlorobenzene	ND		ppmv	0.00032	1.6	350577	09/19/24 12:04	09/19/24 12:04	ZNZ
Ethylbenzene	ND		ug/m3	1.4	1.6	350577	09/19/24 12:04	09/19/24 12:04	ZNZ
Ethylbenzene	ND		ppmv	0.00032	1.6	350577	09/19/24 12:04	09/19/24 12:04	ZNZ
m,p-Xylenes	ND		ug/m3	2.8	1.6	350577	09/19/24 12:04	09/19/24 12:04	ZNZ
m,p-Xylenes	ND		ppmv	0.00064	1.6	350577	09/19/24 12:04	09/19/24 12:04	ZNZ
o-Xylene	ND		ug/m3	1.4	1.6	350577	09/19/24 12:04	09/19/24 12:04	ZNZ
o-Xylene	ND		ppmv	0.00032	1.6	350577	09/19/24 12:04	09/19/24 12:04	ZNZ
Styrene	ND		ug/m3	1.4	1.6	350577	09/19/24 12:04	09/19/24 12:04	ZNZ
Styrene	ND		ppmv	0.00032	1.6	350577	09/19/24 12:04	09/19/24 12:04	ZNZ
Bromoform	ND		ug/m3	3.3	1.6	350577	09/19/24 12:04	09/19/24 12:04	ZNZ
Bromoform	ND		ppmv	0.00032	1.6	350577	09/19/24 12:04	09/19/24 12:04	ZNZ
1,1,2,2-Tetrachloroethane	ND		ug/m3	2.2	1.6	350577	09/19/24 12:04	09/19/24 12:04	ZNZ
1,1,2,2-Tetrachloroethane	ND		ppmv	0.00032	1.6	350577	09/19/24 12:04	09/19/24 12:04	ZNZ
1,1,1,2-Tetrachloroethane	ND		ug/m3	2.2	1.6	350577	09/19/24 12:04	09/19/24 12:04	ZNZ
1,1,1,2-Tetrachloroethane	ND		ppmv	0.00032	1.6	350577	09/19/24 12:04	09/19/24 12:04	ZNZ
4-Ethyltoluene	ND		ug/m3	1.6	1.6	350577	09/19/24 12:04	09/19/24 12:04	ZNZ
4-Ethyltoluene	ND		ppmv	0.00032	1.6	350577	09/19/24 12:04	09/19/24 12:04	ZNZ
1,3,5-Trimethylbenzene	ND		ug/m3	1.6	1.6	350577	09/19/24 12:04	09/19/24 12:04	ZNZ
1,3,5-Trimethylbenzene	ND		ppmv	0.00032	1.6	350577	09/19/24 12:04	09/19/24 12:04	ZNZ
1,2,4-Trimethylbenzene	ND		ug/m3	1.6	1.6	350577	09/19/24 12:04	09/19/24 12:04	ZNZ

Results for any subcontracted analyses are not included in this section.

ENTHALPY ANALYTICAL

Analysis Results for 516079

516079-005 Analyte	Result	Qual	Units	RL	DF	Batch	Prepared	Analyzed	Chemist
1,2,4-Trimethylbenzene	ND		ppmv	0.00032	1.6	350577	09/19/24 12:04	09/19/24 12:04	ZNZ
1,3-Dichlorobenzene	ND		ug/m3	1.9	1.6	350577	09/19/24 12:04	09/19/24 12:04	ZNZ
1,3-Dichlorobenzene	ND		ppmv	0.00032	1.6	350577	09/19/24 12:04	09/19/24 12:04	ZNZ
1,4-Dichlorobenzene	ND		ug/m3	1.9	1.6	350577	09/19/24 12:04	09/19/24 12:04	ZNZ
1,4-Dichlorobenzene	ND		ppmv	0.00032	1.6	350577	09/19/24 12:04	09/19/24 12:04	ZNZ
Benzyl chloride	ND		ug/m3	1.7	1.6	350577	09/19/24 12:04	09/19/24 12:04	ZNZ
Benzyl chloride	ND		ppmv	0.00032	1.6	350577	09/19/24 12:04	09/19/24 12:04	ZNZ
1,2-Dichlorobenzene	ND		ug/m3	1.9	1.6	350577	09/19/24 12:04	09/19/24 12:04	ZNZ
1,2-Dichlorobenzene	ND		ppmv	0.00032	1.6	350577	09/19/24 12:04	09/19/24 12:04	ZNZ
1,2,4-Trichlorobenzene	ND		ug/m3	2.4	1.6	350577	09/19/24 12:04	09/19/24 12:04	ZNZ
1,2,4-Trichlorobenzene	ND		ppmv	0.00032	1.6	350577	09/19/24 12:04	09/19/24 12:04	ZNZ
Hexachlorobutadiene	ND		ug/m3	3.4	1.6	350577	09/19/24 12:04	09/19/24 12:04	ZNZ
Hexachlorobutadiene	ND		ppmv	0.00032	1.6	350577	09/19/24 12:04	09/19/24 12:04	ZNZ
Xylene (total)	ND		ug/m3	1.4	1.6	350577	09/19/24 12:04	09/19/24 12:04	ZNZ
Xylene (total)	ND		ppmv	0.00032	1.6	350577	09/19/24 12:04	09/19/24 12:04	ZNZ
Surrogates				**Limits**					
Bromofluorobenzene	102%		%REC	60-140	1.6	350577	09/19/24 12:04	09/19/24 12:04	ZNZ

ND Not Detected

Results for any subcontracted analyses are not included in this section.

ENTHALPY ANALYTICAL

Batch QC

Type: Lab Control Sample	Lab ID: QC1187576	Batch: 350577
Matrix: Air	Method: EPA TO-15	Prep Method: METHOD

QC1187576 Analyte	Result	Spiked	Units	Recovery	Qual	Limits
1,1-Difluoroethane	10.67	10.00	ppbv	107%		70-130
Freon 12	12.66	10.00	ppbv	127%		70-130
Freon 114	11.68	10.00	ppbv	117%		70-130
Chloromethane	10.27	10.00	ppbv	103%		70-130
Vinyl Chloride	10.99	10.00	ppbv	110%		70-130
Bromomethane	11.20	10.00	ppbv	112%		70-130
Chloroethane	10.48	10.00	ppbv	105%		70-130
Trichlorofluoromethane	11.97	10.00	ppbv	120%		70-130
1,1-Dichloroethene	11.21	10.00	ppbv	112%		70-130
Freon 113	11.37	10.00	ppbv	114%		70-130
Acetone	9.692	10.00	ppbv	97%		70-130
Carbon Disulfide	10.84	10.00	ppbv	108%		70-130
Isopropanol (IPA)	10.23	10.00	ppbv	102%		70-130
Methylene Chloride	10.62	10.00	ppbv	106%		70-130
trans-1,2-Dichloroethene	10.90	10.00	ppbv	109%		70-130
MTBE	11.62	10.00	ppbv	116%		70-130
n-Hexane	10.40	10.00	ppbv	104%		70-130
1,1-Dichloroethane	11.05	10.00	ppbv	110%		70-130
Vinyl Acetate	10.50	10.00	ppbv	105%		70-130
cis-1,2-Dichloroethene	10.56	10.00	ppbv	106%		70-130
2-Butanone	9.587	10.00	ppbv	96%		70-130
Chloroform	10.83	10.00	ppbv	108%		70-130
1,1,1-Trichloroethane	11.53	10.00	ppbv	115%		70-130
Carbon Tetrachloride	11.33	10.00	ppbv	113%		70-130
Benzene	10.41	10.00	ppbv	104%		70-130
1,2-Dichloroethane	11.32	10.00	ppbv	113%		70-130
Trichloroethene	10.62	10.00	ppbv	106%		70-130
1,2-Dichloropropane	9.770	10.00	ppbv	98%		70-130
Bromodichloromethane	10.72	10.00	ppbv	107%		70-130
cis-1,3-Dichloropropene	10.30	10.00	ppbv	103%		70-130
4-Methyl-2-Pentanone	10.21	10.00	ppbv	102%		70-130
Toluene	10.67	10.00	ppbv	107%		70-130
trans-1,3-Dichloropropene	10.42	10.00	ppbv	104%		70-130
1,1,2-Trichloroethane	10.42	10.00	ppbv	104%		70-130
Tetrachloroethene	11.10	10.00	ppbv	111%		70-130
2-Hexanone	10.16	10.00	ppbv	102%		70-130
Dibromochloromethane	10.99	10.00	ppbv	110%		70-130
1,2-Dibromoethane	10.43	10.00	ppbv	104%		70-130
Chlorobenzene	10.50	10.00	ppbv	105%		70-130
Ethylbenzene	11.19	10.00	ppbv	112%		70-130
m,p-Xylenes	22.30	20.00	ppbv	111%		70-130
o-Xylene	11.11	10.00	ppbv	111%		70-130
Styrene	10.86	10.00	ppbv	109%		70-130
Bromoform	11.36	10.00	ppbv	114%		70-130
1,1,2,2-Tetrachloroethane	10.25	10.00	ppbv	103%		70-130
1,1,1,2-Tetrachloroethane	10.86	10.00	ppbv	109%		70-130
4-Ethyltoluene	11.27	10.00	ppbv	113%		70-130

ENTHALPY ANALYTICAL

Batch QC

QC1187676 Analyte	Result	Spiked	Units	Recovery	Qual	Limits
1,3,5-Trimethylbenzene	11.23	10.00	ppbv	112%		70-130
1,2,4-Trimethylbenzene	11.07	10.00	ppbv	111%		70-130
1,3-Dichlorobenzene	10.89	10.00	ppbv	109%		70-130
1,4-Dichlorobenzene	10.49	10.00	ppbv	105%		70-130
Benzyl chloride	11.62	10.00	ppbv	116%		70-130
1,2-Dichlorobenzene	10.73	10.00	ppbv	107%		70-130
1,2,4-Trichlorobenzene	10.47	10.00	ppbv	105%		70-130
Hexachlorobutadiene	10.48	10.00	ppbv	105%		70-130
Surrogates						
Bromofluorobenzene	10.47	10.00	ppbv	105%		60-140

ENTHALPY ANALYTICAL

Batch QC

Type: Lab Control Sample Duplicate	**Lab ID:** QC1187577	**Batch:** 350577
Matrix: Air	**Method:** EPA TO-15	**Prep Method:** METHOD

QC1187577 Analyte	Result	Spiked	Units	Recovery	Qual	Limits	RPD	RPD Lim
1,1-Difluoroethane	10.12	10.00	ppbv	101%		70-130	5	25
Freon 12	12.26	10.00	ppbv	123%		70-130	3	25
Freon 114	11.36	10.00	ppbv	114%		70-130	3	25
Chloromethane	9.778	10.00	ppbv	98%		70-130	5	25
Vinyl Chloride	10.37	10.00	ppbv	104%		70-130	6	25
Bromomethane	10.80	10.00	ppbv	108%		70-130	4	25
Chloroethane	9.908	10.00	ppbv	99%		70-130	6	25
Trichlorofluoromethane	11.66	10.00	ppbv	117%		70-130	3	25
1,1-Dichloroethene	10.93	10.00	ppbv	109%		70-130	3	25
Freon 113	11.02	10.00	ppbv	110%		70-130	3	25
Acetone	9.320	10.00	ppbv	93%		70-130	4	25
Carbon Disulfide	10.51	10.00	ppbv	105%		70-130	3	25
Isopropanol (IPA)	9.910	10.00	ppbv	99%		70-130	3	25
Methylene Chloride	10.35	10.00	ppbv	104%		70-130	3	25
trans-1,2-Dichloroethene	10.77	10.00	ppbv	108%		70-130	1	25
MTBE	11.33	10.00	ppbv	113%		70-130	3	25
n-Hexane	10.03	10.00	ppbv	100%		70-130	4	25
1,1-Dichloroethane	10.80	10.00	ppbv	108%		70-130	2	25
Vinyl Acetate	10.30	10.00	ppbv	103%		70-130	2	25
cis-1,2-Dichloroethene	10.14	10.00	ppbv	101%		70-130	4	25
2-Butanone	9.943	10.00	ppbv	99%		70-130	4	25
Chloroform	10.61	10.00	ppbv	106%		70-130	2	25
1,1,1-Trichloroethane	11.22	10.00	ppbv	112%		70-130	3	25
Carbon Tetrachloride	11.20	10.00	ppbv	112%		70-130	1	25
Benzene	10.08	10.00	ppbv	100%		70-130	4	25
1,2-Dichloroethane	10.86	10.00	ppbv	109%		70-130	4	25
Trichloroethene	10.39	10.00	ppbv	104%		70-130	2	25
1,2-Dichloropropane	9.721	10.00	ppbv	97%		70-130	1	25
Bromodichloromethane	10.53	10.00	ppbv	105%		70-130	2	25
cis-1,3-Dichloropropene	10.10	10.00	ppbv	101%		70-130	2	25
4-Methyl-2-Pentanone	9.966	10.00	ppbv	100%		70-130	2	25
Toluene	10.49	10.00	ppbv	105%		70-130	2	25
trans-1,3-Dichloropropene	10.37	10.00	ppbv	104%		70-130	0	25
1,1,2-Trichloroethane	10.41	10.00	ppbv	104%		70-130	0	25
Tetrachloroethene	11.14	10.00	ppbv	111%		70-130	0	25
2-Hexanone	10.17	10.00	ppbv	102%		70-130	0	25
Dibromochloromethane	10.88	10.00	ppbv	109%		70-130	1	25
1,2-Dibromoethane	10.45	10.00	ppbv	104%		70-130	0	25
Chlorobenzene	10.44	10.00	ppbv	104%		70-130	1	25
Ethylbenzene	10.95	10.00	ppbv	110%		70-130	2	25
m,p-Xylenes	21.99	20.00	ppbv	110%		70-130	1	25
o-Xylene	10.82	10.00	ppbv	108%		70-130	2	25
Styrene	10.65	10.00	ppbv	106%		70-130	2	25
Bromoform	11.60	10.00	ppbv	116%		70-130	2	25
1,1,2,2-Tetrachloroethane	10.09	10.00	ppbv	101%		70-130	2	25
1,1,1,2-Tetrachloroethane	10.61	10.00	ppbv	106%		70-130	0	25

ENTHALPY ANALYTICAL

Batch QC

QC1187577 Analyte	Result	Spiked	Units	Recovery	Qual	Limits	RPD	RPD Lim
4-Ethyltoluene	11.32	10.00	ppbv	113%		70-130	0	25
1,3,5-Trimethylbenzene	11.12	10.00	ppbv	111%		70-130	1	25
1,2,4-Trimethylbenzene	11.13	10.00	ppbv	111%		70-130	1	25
1,3-Dichlorobenzene	10.71	10.00	ppbv	107%		70-130	2	25
1,4-Dichlorobenzene	10.55	10.00	ppbv	105%		70-130	0	25
Benzyl chloride	11.67	10.00	ppbv	117%		70-130	0	25
1,2-Dichlorobenzene	10.73	10.00	ppbv	107%		70-130	0	25
1,2,4-Trichlorobenzene	10.68	10.00	ppbv	107%		70-130	2	25
Hexachlorobutadiene	10.55	10.00	ppbv	105%		70-130	1	25
Surrogates								
Bromofluorobenzene	10.46	10.00	ppbv	105%		60-140		

ENTHALPY ANALYTICAL

Batch QC

Type: Blank	Lab ID: QC1187578	Batch: 350577
Matrix: Air	Method: EPA TO-15	Prep Method: METHOD

QC1187578 Analyte	Result	Qual	Units	RL	Prepared	Analyzed
1,1-Difluoroethane	ND		ppbv	1.0	09/19/24 08:36	09/19/24 08:35
Freon 12	ND		ppbv	0.20	09/19/24 08:36	09/19/24 08:35
Freon 114	ND		ppbv	0.20	09/19/24 08:36	09/19/24 08:35
Chloromethane	ND		ppbv	0.20	09/19/24 08:36	09/19/24 08:35
Vinyl Chloride	ND		ppbv	0.20	09/19/24 08:36	09/19/24 08:35
Bromomethane	ND		ppbv	0.20	09/19/24 08:36	09/19/24 08:35
Chloroethane	ND		ppbv	0.20	09/19/24 08:36	09/19/24 08:35
Trichlorofluoromethane	ND		ppbv	0.20	09/19/24 08:36	09/19/24 08:35
1,1-Dichloroethene	ND		ppbv	0.20	09/19/24 08:36	09/19/24 08:35
Freon 113	ND		ppbv	0.20	09/19/24 08:36	09/19/24 08:35
Acetone	ND		ppbv	1.0	09/19/24 08:36	09/19/24 08:35
Carbon Disulfide	ND		ppbv	0.20	09/19/24 08:36	09/19/24 08:35
Isopropanol (IPA)	ND		ppbv	1.0	09/19/24 08:36	09/19/24 08:35
Methylene Chloride	ND		ppbv	0.20	09/19/24 08:36	09/19/24 08:35
trans-1,2-Dichloroethene	ND		ppbv	0.20	09/19/24 08:36	09/19/24 08:35
MTBE	ND		ppbv	0.20	09/19/24 08:36	09/19/24 08:35
n-Hexane	ND		ppbv	0.20	09/19/24 08:36	09/19/24 08:35
1,1-Dichloroethane	ND		ppbv	0.20	09/19/24 08:36	09/19/24 08:35
Vinyl Acetate	ND		ppbv	1.0	09/19/24 08:36	09/19/24 08:35
cis-1,2-Dichloroethene	ND		ppbv	0.20	09/19/24 08:36	09/19/24 08:35
2-Butanone	ND		ppbv	1.0	09/19/24 08:36	09/19/24 08:35
Chloroform	ND		ppbv	0.20	09/19/24 08:36	09/19/24 08:35
1,1,1-Trichloroethane	ND		ppbv	0.20	09/19/24 08:36	09/19/24 08:35
Carbon Tetrachloride	ND		ppbv	0.20	09/19/24 08:36	09/19/24 08:35
Benzene	ND		ppbv	0.20	09/19/24 08:36	09/19/24 08:35
1,2-Dichloroethane	ND		ppbv	0.20	09/19/24 08:36	09/19/24 08:35
Trichloroethene	ND		ppbv	0.20	09/19/24 08:36	09/19/24 08:35
1,2-Dichloropropane	ND		ppbv	0.20	09/19/24 08:36	09/19/24 08:35
Bromodichloromethane	ND		ppbv	0.20	09/19/24 08:36	09/19/24 08:35
cis-1,3-Dichloropropene	ND		ppbv	0.20	09/19/24 08:36	09/19/24 08:35
4-Methyl-2-Pentanone	ND		ppbv	0.20	09/19/24 08:36	09/19/24 08:35
Toluene	ND		ppbv	0.20	09/19/24 08:36	09/19/24 08:35
trans-1,3-Dichloropropene	ND		ppbv	0.20	09/19/24 08:36	09/19/24 08:35
1,1,2-Trichloroethane	ND		ppbv	0.20	09/19/24 08:36	09/19/24 08:35
Tetrachloroethene	ND		ppbv	0.20	09/19/24 08:36	09/19/24 08:35
2-Hexanone	ND		ppbv	0.50	09/19/24 08:36	09/19/24 08:35
Dibromochloromethane	ND		ppbv	0.20	09/19/24 08:36	09/19/24 08:35
1,2-Dibromoethane	ND		ppbv	0.20	09/19/24 08:36	09/19/24 08:35
Chlorobenzene	ND		ppbv	0.20	09/19/24 08:36	09/19/24 08:35
Ethylbenzene	ND		ppbv	0.20	09/19/24 08:36	09/19/24 08:35
m,p-Xylenes	ND		ppbv	0.40	09/19/24 08:36	09/19/24 08:35
o-Xylene	ND		ppbv	0.20	09/19/24 08:36	09/19/24 08:35
Styrene	ND		ppbv	0.20	09/19/24 08:36	09/19/24 08:35
Bromoform	ND		ppbv	0.20	09/19/24 08:36	09/19/24 08:35
1,1,2,2-Tetrachloroethane	ND		ppbv	0.20	09/19/24 08:36	09/19/24 08:35
1,1,1,2-Tetrachloroethane	ND		ppbv	0.20	09/19/24 08:36	09/19/24 08:35
4-Ethyltoluene	ND		ppbv	0.20	09/19/24 08:36	09/19/24 08:35

ENTHALPY ANALYTICAL

Batch QC

QC1187076 Analyte	Result	Qual	Units	RL	Prepared	Analyzed
1,3,5-Trimethylbenzene	ND		ppbv	0.20	09/19/24 08:35	09/19/24 08:35
1,2,4-Trimethylbenzene	ND		ppbv	0.20	09/19/24 08:35	09/19/24 08:35
1,3-Dichlorobenzene	ND		ppbv	0.20	09/19/24 08:35	09/19/24 08:35
1,4-Dichlorobenzene	ND		ppbv	0.20	09/19/24 08:35	09/19/24 08:35
Benzyl chloride	ND		ppbv	0.20	09/19/24 08:35	09/19/24 08:35
1,2-Dichlorobenzene	ND		ppbv	0.20	09/19/24 08:35	09/19/24 08:35
1,2,4-Trichlorobenzene	ND		ppbv	0.20	09/19/24 08:35	09/19/24 08:35
Hexachlorobutadiene	ND		ppbv	0.20	09/19/24 08:35	09/19/24 08:35
Xylene (total)	ND		ppbv	0.20	09/19/24 08:35	09/19/24 08:35
Surrogates				**Limits**		
Bromofluorobenzene	105%		%REC	60-140	09/19/24 08:35	09/19/24 08:35

ND Not Detected

Enthalpy Analytical
931 West Barkley Ave
Orange, CA 92868
(714) 771-6900

enthalpy.com

Lab Job Number : 519090
Report Level : II
Report Date : 11/01/2024

Analytical Report *prepared for:*

Justin Allen
Roux Associates
555 12th Street
Suite 250
Oakland, CA 94607

Project: 4121.0010L000 - 2334 Lundy Place

Authorized for release by:

John Goyette, Service Center Manager
(510) 204-2233 Ext 13112
john.goyette@enthalpy.com

This data package has been reviewed for technical correctness and completeness. Release of this data has been authorized by the Laboratory Manager or the Manager's designee, as verified by the above signature which applies to this PDF file as well as any associated electronic data deliverable files. The results contained in this report meet all requirements of NELAP and pertain only to those samples which were submitted for analysis. This report may be reproduced only in its entirety.

CA ELAP# 1338, NELAP# 4038, SCAQMD LAP# 18LA0518, LACSD ID# 10105

ENTHALPY ANALYTICAL

Sample Summary

Justin Allen
Roux Associates
555 12th Street
Suite 250
Oakland, CA
94607

Lab Job #:	519090
Project No:	4121.0010L000
Location:	2334 Lundy Place
Date Received:	10/28/24

Sample ID	Lab ID	Collected	Matrix
SV-5	519090-001	10/28/24 10:05	Air
SV-6	519090-002	10/28/24 09:04	Air
SV-7	519090-003	10/28/24 08:15	Air
SV-8	519090-004	10/28/24 10:54	Air
SV-9	519090-005	10/28/24 11:37	Air
DUP-1	519090-006	10/28/24 09:18	Air

ENTHALPY ANALYTICAL

Case Narrative

Roux Associates 555 12th Street Suite 250 Oakland, CA 94607 Justin Allen	Lab Job Number: 519090 Project No: 4121.0010L000 Location: 2334 Lundy Place Date Received: 10/28/24

This data package contains sample and QC results for six air samples, requested for the above referenced project on 10/28/24. The samples were received intact.

Volatile Organics in Air by MS (EPA TO-15):

- High response was observed for 1,2,4-trichlorobenzene in the CCV analyzed 10/31/24 09:19; affected data was qualified with "o".
- High recoveries were observed for 1,2,4-trichlorobenzene in the BS/BSD for batch 354265; the associated RPD was within limits, and this analyte was not detected at or above the RL in the associated samples.
- No other analytical problems were encountered.

Volatile Organics in Air GC (ASTM D1946):

No analytical problems were encountered.

ENTHALPY ANALYTICAL

Detection Summary

Justin Allen
Roux Associates
555 12th Street
Suite 250
Oakland, CA 94607

Lab Job #: 519090
Project No: 4121.0010L000
Location: 2334 Lundy Place
Date Received: 10/28/24

Sample ID: SV-5 | **Lab ID: 519090-001** | **Collected: 10/28/24 10:05**
Matrix: Air

519090-001 Analyte	Result	Qual	Units	RL
Method: EPA TO-15				
Prep Method: METHOD				
Carbon Disulfide	0.96		ppbv	0.36
Carbon Disulfide	3.0		ug/m3	1.1
n-Hexane	0.4		ppbv	0.36
n-Hexane	1.6		ug/m3	1.3
1,1,1-Trichloroethane	0.57		ppbv	0.36
1,1,1-Trichloroethane	3.1		ug/m3	2.0
Tetrachloroethene	1.9		ppbv	0.36
Tetrachloroethene	13		ug/m3	2.4

Sample ID: SV-6 | **Lab ID: 519090-002** | **Collected: 10/28/24 09:04**
Matrix: Air

519090-002 Analyte	Result	Qual	Units	RL
Method: EPA TO-15				
Prep Method: METHOD				
Trichlorofluoromethane	0.38		ppbv	0.36
Trichlorofluoromethane	2.1		ug/m3	2.0
Acetone	2.2		ppbv	1.8
Acetone	5.2		ug/m3	4.3
Carbon Disulfide	1.7		ppbv	0.36
Carbon Disulfide	5.3		ug/m3	1.1
n-Hexane	0.4		ppbv	0.36
n-Hexane	1.6		ug/m3	1.3
1,1,1-Trichloroethane	1.3		ppbv	0.36
1,1,1-Trichloroethane	7.3		ug/m3	2.0
Toluene	0.43		ppbv	0.36
Toluene	1.6		ug/m3	1.4
Tetrachloroethene	37		ppbv	0.36
Tetrachloroethene	250		ug/m3	2.4
Ethylbenzene	16		ppbv	0.36
Ethylbenzene	66		ug/m3	1.6
m,p-Xylenes	66		ppbv	0.72
m,p-Xylenes	290		ug/m3	3.1
o-Xylene	34		ppbv	0.36
o-Xylene	150		ug/m3	1.6
Xylene (total)	100		ppbv	0.36
Xylene (total)	440		ug/m3	1.6

Results for any subcontracted analyses are not included in this summary. Data qualifiers and additional information necessary for the interpretation of the test results are contained in the PDF file and may not be included in this summary.

ENTHALPY ANALYTICAL

Detection Summary

Sample ID: SV-7	Lab ID: 519090-003	Collected: 10/28/24 09:15
	Matrix: Air	

519090-003 Analyte	Result	Qual	Units	RL
Method: EPA TO-15				
Prep Method: METHOD				
Acetone	2.7		ppbv	1.8
Acetone	6.3		ug/m3	4.3
Carbon Disulfide	6.1		ppbv	0.36
Carbon Disulfide	19		ug/m3	1.1
n-Hexane	7.7		ppbv	0.36
n-Hexane	27		ug/m3	1.3
Chloroform	0.76		ppbv	0.36
Chloroform	3.8		ug/m3	1.8
1,1,1-Trichloroethane	2.9		ppbv	0.36
1,1,1-Trichloroethane	16		ug/m3	2.0
Benzene	8.3		ppbv	0.36
Benzene	26		ug/m3	1.2
Trichloroethene	0.59		ppbv	0.36
Trichloroethene	3.1		ug/m3	1.9
4-Methyl-2-Pentanone	0.71		ppbv	0.36
4-Methyl-2-Pentanone	2.9		ug/m3	1.5
Toluene	30		ppbv	0.36
Toluene	110		ug/m3	1.4
Tetrachloroethene	59		ppbv	0.36
Tetrachloroethene	400		ug/m3	2.4
Ethylbenzene	3.8		ppbv	0.36
Ethylbenzene	16		ug/m3	1.6
m,p-Xylenes	8.6		ppbv	0.72
m,p-Xylenes	28		ug/m3	3.1
o-Xylene	2.2		ppbv	0.36
o-Xylene	9.6		ug/m3	1.6
Xylene (total)	8.7		ppbv	0.36
Xylene (total)	38		ug/m3	1.6

Results for any subcontracted analyses are not included in this summary. Data qualifiers and additional information necessary for the interpretation of the test results are contained in the PDF file and may not be included in this summary.

ENTHALPY ANALYTICAL

Detection Summary

Sample ID: SV-8	Lab ID: 519090-004	Collected: 10/28/24 10:54
	Matrix: Air	

519090-004 Analyte	Result	Qual	Units	RL
Method: EPA TO-15				
Prep Method: METHOD				
Carbon Disulfide	0.5		ppbv	0.36
Carbon Disulfide	17		ug/m3	1.1
n-Hexane	5.4		ppbv	0.36
n-Hexane	19		ug/m3	1.3
Chloroform	2.0		ppbv	0.36
Chloroform	9.8		ug/m3	1.8
Benzene	2.1		ppbv	0.36
Benzene	6.7		ug/m3	1.2
Toluene	4.4		ppbv	0.36
Toluene	16		ug/m3	1.4
Ethylbenzene	1.6		ppbv	0.36
Ethylbenzene	7.1		ug/m3	1.6
m,p-Xylenes	6.4		ppbv	0.72
m,p-Xylenes	24		ug/m3	3.1
o-Xylene	2.4		ppbv	0.36
o-Xylene	10		ug/m3	1.6
Xylene (total)	7.8		ppbv	0.36
Xylene (total)	34		ug/m3	1.6

Sample ID: SV-9	Lab ID: 519090-005	Collected: 10/28/24 11:37
	Matrix: Air	

519090-005 Analyte	Result	Qual	Units	RL
Method: EPA TO-15				
Prep Method: METHOD				
Trichlorofluoromethane	0.41		ppbv	0.36
Trichlorofluoromethane	2.3		ug/m3	2.0
Acetone	2.9		ppbv	1.6
Acetone	6.9		ug/m3	4.3
Carbon Disulfide	3.2		ppbv	0.36
Carbon Disulfide	10		ug/m3	1.1
n-Hexane	3.1		ppbv	0.36
n-Hexane	11		ug/m3	1.3
Chloroform	3.6		ppbv	0.36
Chloroform	17		ug/m3	1.8
1,1,1-Trichloroethane	3.3		ppbv	0.36
1,1,1-Trichloroethane	18		ug/m3	2.0
Toluene	0.86		ppbv	0.36
Toluene	2.8		ug/m3	1.4
Tetrachloroethene	14		ppbv	0.36
Tetrachloroethene	96		ug/m3	2.4
Styrene	0.57		ppbv	0.36
Styrene	2.4		ug/m3	1.5

ENTHALPY ANALYTICAL

Detection Summary

Sample ID: DUP-1	Lab ID: 519090-005	Collected: 10/28/24 09:18
	Matrix: Air	

519090-005 Analyte	Result	Qual	Units	RL
Method: EPA TO-15				
Prep Method: METHOD				
Trichlorofluoromethane	0.36		ppbv	0.36
Trichlorofluoromethane	2.1		ug/m3	2.0
Acetone	1.8		ppbv	1.8
Acetone	4.4		ug/m3	4.3
Carbon Disulfide	1.8		ppbv	0.36
Carbon Disulfide	5.5		ug/m3	1.1
1,1,1-Trichloroethane	1.3		ppbv	0.36
1,1,1-Trichloroethane	7.2		ug/m3	2.0
Toluene	0.42		ppbv	0.36
Toluene	1.6		ug/m3	1.4
Tetrachloroethene	37		ppbv	0.36
Tetrachloroethene	250		ug/m3	2.4
Ethylbenzene	16		ppbv	0.36
Ethylbenzene	67		ug/m3	1.6
m,p-Xylenes	67		ppbv	0.72
m,p-Xylenes	290		ug/m3	3.1
o-Xylene	35		ppbv	0.36
o-Xylene	150		ug/m3	1.6
Xylene (total)	100		ppbv	0.36
Xylene (total)	440		ug/m3	1.6

Results for any subcontracted analyses are not included in this summary. Data qualifiers and additional information necessary for the interpretation of the test results are contained in the PDF file and may not be included in this summary.

ENTHALPY ANALYTICAL

Air Chain of Custody Record

Lab No: 519098

Page: 1 of 1

Turn Around Time (rush by advanced notice only)

Standard:		5 Day:		3 Day:	X
2 Day:		1 Day:		Custom TAT:	

Enthalpy Analytical - Berkeley

2323 5th Street, Berkeley, CA 94710

Phone 510-486-0900

CUSTOMER INFORMATION		PROJECT INFORMATION	
Company:	Roux Associates	Name:	2334 Lundy Place
Report To:	Justin Allen	Number:	4121.0010L000
Email:	Jallen@rouxinc.com	P.O. #:	2334 Lundy Pl., San Jose, CA
Address:		Address:	
Phone:	714-904-4867	Global ID:	
Fax:		Sampled By:	Jesse Carlson

Special Instructions:

	Sample ID	Source (I) Indoor (A) Ambient (SV) Soil Vapor	Equipment Information: Canister ID	Size (6L or 1L)	Flow Controller ID	Sampling Information: Sample Start Date	Sample Start Time	Vacuum Start ("Hg)	Sample End Date	Sample End Time	Vacuum End ("Hg)	Analysis Requested: VOCs by USEPA TO-15	Fixed Gases by ASTM D1946 (He/Hydrogen)
1	SV-5	SV	C10291	1L	A10686	10/28	0959	30	10/28	1005	5	X	X
2	SV-6	↓	C10652	↓	A10449	↓	0857	28	↓	0904	5	X	X
3	SV-7	↓	C10231	↓	A10279	↓	0808	29	↓	0815	5	X	X
4	SV-8	↓	C11794	↓	A10803	↓	1048	28	↓	1054	5	X	X
5	SV-9	↓	C10032	↓	A10897	↓	1129	30	↓	1137	5	X	X
6	DUP-1	↓	C10329	↓	A10449	↓	0911	29	↓	0918	5	X	X
7													
8													
9													
10													

	Signature	Print Name	Company / Title	Date / Time
[1] Relinquished By:		Jesse Carlson	Roux	10/28/24 @ 1605
[1] Received By:		Tadz Peterson	Enthalpy	10.28.24 16:05
[2] Relinquished By:		Kenneth High	EA	10/28/24 18:41
[2] Received By:		Nicole Mendoza	EA-Orange	10/29/24 13:30
[3] Relinquished By:				
[3] Received By:				

SAMPLE RECEIPT CHECKLIST

ENTHALPY

Section 1: General Info

Date Received: 10/28/24 WO# 519090 Client: Roux

Section 2: Shipping / Custody **Are custody seals present? ☐ Yes ☑ No**

Custody seals intact on arrival? ☑ N/A ☐ Yes ☐ No ☐ On cooler / box ☐ On samples

Shipping Info: _____

Section 3a: Condition / Packaging ☐ **Outside 0.0 - 6.0°C (0.0 - 10.0°C for microbiology) (PM notified)**

Date Opened 10/28/24 By (initials) KHH Type of ice used : ☐ Wet ☐ Blue/Gel ☑ None

☐ Samples received on ice directly from the field; cooling process had begun. (if checked, skip temperatures)

☑ Sample matrix doesn't require cooling (e.g. air, bulk PCB). (if checked, skip temperatures)

If no cooler: Observed/Adjusted Temp (°C): _____ / _____ Thermometer/IR Gun: _____ CF: _____

Cooler Temp (°C) #1: ____/____ #2: ____/____ #3: ____/____ #4: ____/____ #S: ____/____ #6: ____/____

Section 3b: Microbiology Samples ☑ **No microbiology samples submitted (skip 3b)**

☐ Within temp range 0.0 - 10.0°C or received on ice directly from field.

☐ Adequate headspace for microbiology analysis.

Section 3c: Air Samples ☐ **No air samples submitted (skip 3c)**

☑ 1.4L Canisters ☑ 6L Canisters ☐ Tedlar Bags ☐ MCE Cassettes ☐ Sorbent Tubes ☐ Other _____

Section 4: Containers / Labels / Samples	YES	NO	N/A
1) Were custody papers present, filled properly, and legible?	✓		
2) Is the sampler's name present on the CoC?	✓		
3) Were containers received in good condition (unbroken / unopened / uncompromised)?	✓		
4) Were the samples bagged? (required for microbiology samples; recommended for soil samples)			✓
5) Were all of, and only, the correct samples received?	✓		
6) Are sample labels present, legible, and in agreement with the CoC?	✓		
7) Does the container count match the CoC?	✓		
8) Was sufficient sample volume / mass received for the analyses requested?	✓		
9) Were samples received in proper containers for the analyses requested?	✓		
10) Were samples received with > 1/2 holding time remaining?	✓		
11) Are samples properly preserved as indicated by CoC / labels?	✓		
12) Unpreserved VOAs received - If necessary, was the hold time changed in LIMS?			✓
13) Are VOA vials free from headspace/bubbles > 6mm?			✓

Section 5: Explanations / Comments ☐ **PM notified**

Date Logged 10/28/24 **By (print)** KHH for JJP **(sign)** _____

Date Labeled 10/28/24 **By (print)** Kenneth High **(sign)** _____

SAMPLE RECEIPT CHECKLIST

Section 1: General Info

Date Received: 10/29/24 WO# 519070 Client: Roux Associates

Section 2: Shipping / Custody **Are custody seals present?** ☒ Yes ☐ No

Custody seals intact on arrival? ☐ N/A ☒ Yes ☐ No ☒ On cooler / box ☐ On samples

Shipping Info: Southwest Airlines

Section 3a: Condition / Packaging ☐ **Outside 0.0 - 6.0°C (0.0 - 10.0°C for microbiology) (PM notified)**

Date Opened 10/29/24 By (initials) NCM Type of ice used : ☐ Wet ☐ Blue/Gel ☒ None

☐ Samples received on ice directly from the field; cooling process had begun. (if checked, skip temperatures)

☒ Sample matrix doesn't require cooling (e.g. air, bulk PCB). (if checked, skip temperatures)

If no cooler: Observed/Adjusted Temp (°C): _____ / _____ Thermometer/IR Gun:_____ CF:_____

Cooler Temp (°C) #1:_____/_____ #2:_____/_____ #3:_____/_____ #4:_____/_____ #5:_____/_____ #6:_____/_____

Section 3b: Microbiology Samples ☒ **No microbiology samples submitted (skip 3b)**

☐ Within temp range 0.0 - 10.0°C or received on ice directly from field.

☐ Adequate headspace for microbiology analysis.

Section 3c: Air Samples ☐ **No air samples submitted (skip 3c)**

☒ 1.4L Canisters ☐ 6L Canisters ☐ Tedlar Bags ☐ MCE Cassettes ☐ Sorbent Tubes ☐ Other_____

Section 4: Containers / Labels / Samples	YES	NO	N/A
1) Were custody papers present, filled properly, and legible?	✓		
2) Is the sampler's name present on the CoC?	✓		
3) Were containers received in good condition (unbroken / unopened / uncompromised)?	✓		
4) Were the samples bagged? (required for microbiology samples; recommended for soil samples)			✓
5) Were all of, and only, the correct samples received?	✓		
6) Are sample labels present, legible, and in agreement with the CoC?	✓		
7) Does the container count match the CoC?	✓		
8) Was sufficient sample volume / mass received for the analyses requested?	✓		
9) Were samples received in proper containers for the analyses requested?	✓		
10) Were samples received with > 1/2 holding time remaining?	✓		
11) Are samples properly preserved as indicated by CoC / labels?	✓		
12) Unpreserved VOAs received - If necessary, was the hold time changed in LIMS?			✓
13) Are VOA vials free from headspace/bubbles > 6mm?			✓

Section 5: Explanations / Comments ☐ **PM notified**

On Berk Checklist, Air Sample canisters ~~are~~ have an error

Date Logged 10/28/24 **By (print)** Berk **(sign)**_____

Date Labeled 10/28/24 **By (print)** Berk **(sign)**_____


SOUTHWEST AIRLINES
Printed on:
28 OCT 19:33
526 OAK 1949 3095
SNA
PC#
5 OF 6
DG
G
LOT WT
202 LB
(91.5 KG)
OAK WN 1485 29 OCT 07:55
STN FLT DATE ETD
LOT 01
PC ID: 0005
PC WT: 33LB
526 19493095 0005
S

ENTHALPY ANALYTICAL

Enthalpy Analytical - Orange Analytical Report

Lab #: 519090 **Project#:** 4121.0010L000

Client: Roux Associates **Location:** 2334 Lundy Place

Field ID: SV-5 **Batch#:** 354265 **Prep:** METHOD

Lab ID: 519090-001 **Sampled:** 10/28/24 10:05 **Analysis:** EPA TO-15

Matrix: Air **Received:** 10/28/24 **Analyst:** ZNZ

Dil'n Fac: 1.800 **Analyzed:** 10/31/24 12:38

519090-001 Analyte	Result (V)	RL (V)	Units (V)	Result (M)	RL (M)	Units (M)
1,1-Difluoroethane	ND	1.8	ppbv	ND	4.9	ug/m3
Freon 12	ND	0.36	ppbv	ND	1.8	ug/m3
Freon 114	ND	0.36	ppbv	ND	2.5	ug/m3
Chloromethane	ND	0.36	ppbv	ND	0.74	ug/m3
Vinyl Chloride	ND	0.36	ppbv	ND	0.92	ug/m3
Bromomethane	ND	0.36	ppbv	ND	1.4	ug/m3
Chloroethane	ND	0.36	ppbv	ND	0.95	ug/m3
Trichlorofluoromethane	ND	0.36	ppbv	ND	2.0	ug/m3
1,1-Dichloroethene	ND	0.36	ppbv	ND	1.4	ug/m3
Freon 113	ND	0.36	ppbv	ND	2.8	ug/m3
Acetone	ND	1.8	ppbv	ND	4.3	ug/m3
Carbon Disulfide	**0.96**	0.36	ppbv	**3.0**	1.1	ug/m3
Isopropanol (IPA)	ND	1.8	ppbv	ND	4.4	ug/m3
Methylene Chloride	ND	0.36	ppbv	ND	1.3	ug/m3
trans-1,2-Dichloroethene	ND	0.36	ppbv	ND	1.4	ug/m3
MTBE	ND	0.36	ppbv	ND	1.3	ug/m3
n-Hexane	**5.4**	0.36	ppbv	**19**	1.3	ug/m3
1,1-Dichloroethane	ND	0.36	ppbv	ND	1.5	ug/m3
Vinyl Acetate	ND	1.8	ppbv	ND	6.3	ug/m3
cis-1,2-Dichloroethene	ND	0.36	ppbv	ND	1.4	ug/m3
2-Butanone	ND	1.8	ppbv	ND	5.3	ug/m3
Chloroform	ND	0.36	ppbv	ND	1.8	ug/m3
1,1,1-Trichloroethane	**0.57**	0.36	ppbv	**3.1**	2.0	ug/m3
Carbon Tetrachloride	ND	0.36	ppbv	ND	2.3	ug/m3
Benzene	ND	0.36	ppbv	ND	1.2	ug/m3
1,2-Dichloroethane	ND	0.36	ppbv	ND	1.5	ug/m3
Trichloroethene	ND	0.36	ppbv	ND	1.9	ug/m3
1,2-Dichloropropane	ND	0.36	ppbv	ND	1.7	ug/m3
Bromodichloromethane	ND	0.36	ppbv	ND	2.4	ug/m3
cis-1,3-Dichloropropene	ND	0.36	ppbv	ND	1.6	ug/m3
4-Methyl-2-Pentanone	ND	0.36	ppbv	ND	1.5	ug/m3
Toluene	ND	0.36	ppbv	ND	1.4	ug/m3
trans-1,3-Dichloropropene	ND	0.36	ppbv	ND	1.6	ug/m3
1,1,2-Trichloroethane	ND	0.36	ppbv	ND	2.0	ug/m3
Tetrachloroethene	**1.9**	0.36	ppbv	**13**	2.4	ug/m3
2-Hexanone	ND	0.90	ppbv	ND	3.7	ug/m3
Dibromochloromethane	ND	0.36	ppbv	ND	3.1	ug/m3
1,2-Dibromoethane	ND	0.36	ppbv	ND	2.8	ug/m3
Chlorobenzene	ND	0.36	ppbv	ND	1.7	ug/m3
Ethylbenzene	ND	0.36	ppbv	ND	1.6	ug/m3
m,p-Xylenes	ND	0.72	ppbv	ND	3.1	ug/m3
o-Xylene	ND	0.36	ppbv	ND	1.6	ug/m3
Styrene	ND	0.36	ppbv	ND	1.5	ug/m3
Bromoform	ND	0.36	ppbv	ND	3.7	ug/m3
1,1,2,2-Tetrachloroethane	ND	0.36	ppbv	ND	2.5	ug/m3
1,1,1,2-Tetrachloroethane	ND	0.36	ppbv	ND	2.5	ug/m3

ENTHALPY ANALYTICAL

Enthalpy Analytical - Orange Analytical Report

Lab #: 519090 **Project#:** 4121.0010L000

Client: Roux Associates **Location:** 2334 Lundy Place

519090-001 Analyte	Result (V)	RL (V)	Units (V)	Result (M)	RL (M)	Units (M)
4-Ethyltoluene	ND	0.36	ppbv	ND	1.8	ug/m3
1,3,5-Trimethylbenzene	ND	0.36	ppbv	ND	1.8	ug/m3
1,2,4-Trimethylbenzene	ND	0.36	ppbv	ND	1.8	ug/m3
1,3-Dichlorobenzene	ND	0.36	ppbv	ND	2.2	ug/m3
1,4-Dichlorobenzene	ND	0.36	ppbv	ND	2.2	ug/m3
Benzyl chloride	ND	0.36	ppbv	ND	1.9	ug/m3
1,2-Dichlorobenzene	ND	0.36	ppbv	ND	2.2	ug/m3
1,2,4-Trichlorobenzene	ND	0.36	ppbv	ND	2.7	ug/m3
Hexachlorobutadiene	ND	0.36	ppbv	ND	3.8	ug/m3
Naphthalene	ND	1.8	ppbv	ND	9.4	ug/m3
Xylene (total)	ND	0.36	ppbv	ND	1.6	ug/m3

519090-001 Surrogate	%REC	Limits	Units (M)
Bromofluorobenzene	119	60-140	ug/m3

Legend

ND: Not Detected

RL (V): Reporting Limit

Result (M): Result in mass units

Result (V): Result in volume units

ENTHALPY ANALYTICAL

Enthalpy Analytical - Orange Analytical Report

Lab #: 519090 **Project#:** 4121.0010L000

Client: Roux Associates **Location:** 2334 Lundy Place

Field ID: SV-6 **Batch#:** 354265 **Prep:** METHOD

Lab ID: 519090-002 **Sampled:** 10/28/24 09:04 **Analysis:** EPA TO-15

Matrix: Air **Received:** 10/28/24 **Analyst:** ZNZ

Diln Fac: 1.800 **Analyzed:** 10/31/24 13:12

519090-002 Analyte	Result (V)	RL (V)	Units (V)	Result (M)	RL (M)	Units (M)
1,1-Difluoroethane	ND	1.8	ppbv	ND	4.9	ug/m3
Freon 12	ND	0.36	ppbv	ND	1.8	ug/m3
Freon 114	ND	0.36	ppbv	ND	2.5	ug/m3
Chloromethane	ND	0.36	ppbv	ND	0.74	ug/m3
Vinyl Chloride	ND	0.36	ppbv	ND	0.92	ug/m3
Bromomethane	ND	0.36	ppbv	ND	1.4	ug/m3
Chloroethane	ND	0.36	ppbv	ND	0.95	ug/m3
Trichlorofluoromethane	**0.38**	0.36	ppbv	**2.1**	2.0	ug/m3
1,1-Dichloroethene	ND	0.36	ppbv	ND	1.4	ug/m3
Freon 113	ND	0.36	ppbv	ND	2.8	ug/m3
Acetone	**2.2**	1.8	ppbv	**5.2**	4.3	ug/m3
Carbon Disulfide	**1.7**	0.36	ppbv	**5.3**	1.1	ug/m3
Isopropanol (IPA)	ND	1.8	ppbv	ND	4.4	ug/m3
Methylene Chloride	ND	0.36	ppbv	ND	1.3	ug/m3
trans-1,2-Dichloroethene	ND	0.36	ppbv	ND	1.4	ug/m3
MTBE	ND	0.36	ppbv	ND	1.3	ug/m3
n-Hexane	**5.4**	0.36	ppbv	**19**	1.3	ug/m3
1,1-Dichloroethane	ND	0.36	ppbv	ND	1.5	ug/m3
Vinyl Acetate	ND	1.8	ppbv	ND	6.3	ug/m3
cis-1,2-Dichloroethene	ND	0.36	ppbv	ND	1.4	ug/m3
2-Butanone	ND	1.8	ppbv	ND	5.3	ug/m3
Chloroform	ND	0.36	ppbv	ND	1.8	ug/m3
1,1,1-Trichloroethane	**1.3**	0.36	ppbv	**7.3**	2.0	ug/m3
Carbon Tetrachloride	ND	0.36	ppbv	ND	2.3	ug/m3
Benzene	ND	0.36	ppbv	ND	1.2	ug/m3
1,2-Dichloroethane	ND	0.36	ppbv	ND	1.5	ug/m3
Trichloroethene	ND	0.36	ppbv	ND	1.9	ug/m3
1,2-Dichloropropane	ND	0.36	ppbv	ND	1.7	ug/m3
Bromodichloromethane	ND	0.36	ppbv	ND	2.4	ug/m3
cis-1,3-Dichloropropene	ND	0.36	ppbv	ND	1.6	ug/m3
4-Methyl-2-Pentanone	ND	0.36	ppbv	ND	1.5	ug/m3
Toluene	**0.43**	0.36	ppbv	**1.6**	1.4	ug/m3
trans-1,3-Dichloropropene	ND	0.36	ppbv	ND	1.6	ug/m3
1,1,2-Trichloroethane	ND	0.36	ppbv	ND	2.0	ug/m3
Tetrachloroethene	**37**	0.36	ppbv	**250**	2.4	ug/m3
2-Hexanone	ND	0.90	ppbv	ND	3.7	ug/m3
Dibromochloromethane	ND	0.36	ppbv	ND	3.1	ug/m3
1,2-Dibromoethane	ND	0.36	ppbv	ND	2.8	ug/m3
Chlorobenzene	ND	0.36	ppbv	ND	1.7	ug/m3
Ethylbenzene	**15**	0.36	ppbv	**66**	1.6	ug/m3
m,p-Xylenes	**66**	0.72	ppbv	**290**	3.1	ug/m3
o-Xylene	**34**	0.36	ppbv	**150**	1.6	ug/m3
Styrene	ND	0.36	ppbv	ND	1.5	ug/m3
Bromoform	ND	0.36	ppbv	ND	3.7	ug/m3
1,1,2,2-Tetrachloroethane	ND	0.36	ppbv	ND	2.5	ug/m3
1,1,1,2-Tetrachloroethane	ND	0.36	ppbv	ND	2.5	ug/m3

ENTHALPY ANALYTICAL

Enthalpy Analytical - Orange Analytical Report

Lab #: 519090 **Project#:** 4121.0010L000

Client: Roux Associates **Location:** 2334 Lundy Place

519090-002 Analyte	Result (V)	RL (V)	Units (V)	Result (M)	RL (M)	Units (M)
4-Ethyltoluene	ND	0.36	ppbv	ND	1.8	ug/m3
1,3,5-Trimethylbenzene	ND	0.36	ppbv	ND	1.8	ug/m3
1,2,4-Trimethylbenzene	ND	0.36	ppbv	ND	1.8	ug/m3
1,3-Dichlorobenzene	ND	0.36	ppbv	ND	2.2	ug/m3
1,4-Dichlorobenzene	ND	0.36	ppbv	ND	2.2	ug/m3
Benzyl chloride	ND	0.36	ppbv	ND	1.9	ug/m3
1,2-Dichlorobenzene	ND	0.36	ppbv	ND	2.2	ug/m3
1,2,4-Trichlorobenzene	ND	0.36	ppbv	ND	2.7	ug/m3
Hexachlorobutadiene	ND	0.36	ppbv	ND	3.8	ug/m3
Naphthalene	ND	1.8	ppbv	ND	9.4	ug/m3
Xylene (total)	100	0.36	ppbv	440	1.6	ug/m3

519090-002 Surrogate	%REC	Limits	Units (M)
Bromofluorobenzene	120	60-140	ug/m3

Legend

ND: Not Detected

RL (V): Reporting Limit

Result (M): Result in mass units

Result (V): Result in volume units

ENTHALPY ANALYTICAL

Enthalpy Analytical - Orange Analytical Report

Lab #: 519090 **Project#:** 4121.0010L000

Client: Roux Associates **Location:** 2334 Lundy Place

Field ID: SV-7 **Batch#:** 354265 **Prep:** METHOD

Lab ID: 519090-003 **Sampled:** 10/28/24 08:15 **Analysis:** EPA TO-15

Matrix: Air **Received:** 10/28/24 **Analyst:** ZNZ

Diln Fac: 1.800 **Analyzed:** 10/31/24 13:45

519090-003 Analyte	Result (V)	RL (V)	Units (V)	Result (M)	RL (M)	Units (M)
1,1-Difluoroethane	ND	1.8	ppbv	ND	4.9	ug/m3
Freon 12	ND	0.36	ppbv	ND	1.8	ug/m3
Freon 114	ND	0.36	ppbv	ND	2.5	ug/m3
Chloromethane	ND	0.36	ppbv	ND	0.74	ug/m3
Vinyl Chloride	ND	0.36	ppbv	ND	0.92	ug/m3
Bromomethane	ND	0.36	ppbv	ND	1.4	ug/m3
Chloroethane	ND	0.36	ppbv	ND	0.95	ug/m3
Trichlorofluoromethane	ND	0.36	ppbv	ND	2.0	ug/m3
1,1-Dichloroethene	ND	0.36	ppbv	ND	1.4	ug/m3
Freon 113	ND	0.36	ppbv	ND	2.8	ug/m3
Acetone	**2.7**	1.8	ppbv	**6.5**	4.3	ug/m3
Carbon Disulfide	**5.1**	0.36	ppbv	**16**	1.1	ug/m3
Isopropanol (IPA)	ND	1.8	ppbv	ND	4.4	ug/m3
Methylene Chloride	ND	0.36	ppbv	ND	1.3	ug/m3
trans-1,2-Dichloroethene	ND	0.36	ppbv	ND	1.4	ug/m3
MTBE	ND	0.36	ppbv	ND	1.3	ug/m3
n-Hexane	**7.7**	0.36	ppbv	**27**	1.3	ug/m3
1,1-Dichloroethane	ND	0.36	ppbv	ND	1.5	ug/m3
Vinyl Acetate	ND	1.8	ppbv	ND	6.3	ug/m3
cis-1,2-Dichloroethene	ND	0.36	ppbv	ND	1.4	ug/m3
2-Butanone	ND	1.8	ppbv	ND	5.3	ug/m3
Chloroform	**0.78**	0.36	ppbv	**3.8**	1.8	ug/m3
1,1,1-Trichloroethane	**2.9**	0.36	ppbv	**16**	2.0	ug/m3
Carbon Tetrachloride	ND	0.36	ppbv	ND	2.3	ug/m3
Benzene	**8.3**	0.36	ppbv	**26**	1.2	ug/m3
1,2-Dichloroethane	ND	0.36	ppbv	ND	1.5	ug/m3
Trichloroethene	**0.58**	0.36	ppbv	**3.1**	1.9	ug/m3
1,2-Dichloropropane	ND	0.36	ppbv	ND	1.7	ug/m3
Bromodichloromethane	ND	0.36	ppbv	ND	2.4	ug/m3
cis-1,3-Dichloropropene	ND	0.36	ppbv	ND	1.6	ug/m3
4-Methyl-2-Pentanone	**0.71**	0.36	ppbv	**2.9**	1.5	ug/m3
Toluene	**30**	0.36	ppbv	**110**	1.4	ug/m3
trans-1,3-Dichloropropene	ND	0.36	ppbv	ND	1.6	ug/m3
1,1,2-Trichloroethane	ND	0.36	ppbv	ND	2.0	ug/m3
Tetrachloroethene	**59**	0.36	ppbv	**400**	2.4	ug/m3
2-Hexanone	ND	0.90	ppbv	ND	3.7	ug/m3
Dibromochloromethane	ND	0.36	ppbv	ND	3.1	ug/m3
1,2-Dibromoethane	ND	0.36	ppbv	ND	2.8	ug/m3
Chlorobenzene	ND	0.36	ppbv	ND	1.7	ug/m3
Ethylbenzene	**3.6**	0.36	ppbv	**16**	1.6	ug/m3
m,p-Xylenes	**8.6**	0.72	ppbv	**28**	3.1	ug/m3
o-Xylene	**2.2**	0.36	ppbv	**9.6**	1.6	ug/m3
Styrene	ND	0.36	ppbv	ND	1.6	ug/m3
Bromoform	ND	0.36	ppbv	ND	3.7	ug/m3
1,1,2,2-Tetrachloroethane	ND	0.36	ppbv	ND	2.5	ug/m3
1,1,1,2-Tetrachloroethane	ND	0.36	ppbv	ND	2.5	ug/m3

ENTHALPY ANALYTICAL

Enthalpy Analytical - Orange Analytical Report

Lab #: 519090 **Project#:** 4121.0010L000

Client: Roux Associates **Location:** 2334 Lundy Place

519090-003 Analyte	Result (V)	RL (V)	Units (V)	Result (M)	RL (M)	Units (M)
4-Ethyltoluene	ND	0.36	ppbv	ND	1.8	ug/m3
1,3,5-Trimethylbenzene	ND	0.36	ppbv	ND	1.8	ug/m3
1,2,4-Trimethylbenzene	ND	0.36	ppbv	ND	1.8	ug/m3
1,3-Dichlorobenzene	ND	0.36	ppbv	ND	2.2	ug/m3
1,4-Dichlorobenzene	ND	0.36	ppbv	ND	2.2	ug/m3
Benzyl chloride	ND	0.36	ppbv	ND	1.9	ug/m3
1,2-Dichlorobenzene	ND	0.36	ppbv	ND	2.2	ug/m3
1,2,4-Trichlorobenzene	ND	0.36	ppbv	ND	2.7	ug/m3
Hexachlorobutadiene	ND	0.36	ppbv	ND	3.8	ug/m3
Naphthalene	ND	1.8	ppbv	ND	9.4	ug/m3
Xylene (total)	8.7	0.36	ppbv	38	1.6	ug/m3

519090-003 Surrogate	%REC	Limits	Units (M)
Bromofluorobenzene	118	60-140	ug/m3

Legend

ND: Not Detected

RL (V): Reporting Limit

Result (M): Result in mass units

Result (V): Result in volume units

ENTHALPY ANALYTICAL

Enthalpy Analytical - Orange Analytical Report

Lab #: 519090 **Project#:** 4121.0010L000

Client: Roux Associates **Location:** 2334 Lundy Place

Field ID: SV-8 **Batch#:** 354265 **Prep:** METHOD

Lab ID: 519090-004 **Sampled:** 10/28/24 10:54 **Analysis:** EPA TO-15

Matrix: Air **Received:** 10/28/24 **Analyst:** ZNZ

Diln Fac: 1.800 **Analyzed:** 10/31/24 14:20

519090-004 Analyte	Result (V)	RL (V)	Units (V)	Result (M)	RL (M)	Units (M)
1,1-Difluoroethane	ND	1.8	ppbv	ND	4.9	ug/m3
Freon 12	ND	0.36	ppbv	ND	1.8	ug/m3
Freon 114	ND	0.36	ppbv	ND	2.5	ug/m3
Chloromethane	ND	0.36	ppbv	ND	0.74	ug/m3
Vinyl Chloride	ND	0.36	ppbv	ND	0.92	ug/m3
Bromomethane	ND	0.36	ppbv	ND	1.4	ug/m3
Chloroethane	ND	0.36	ppbv	ND	0.95	ug/m3
Trichlorofluoromethane	ND	0.36	ppbv	ND	2.0	ug/m3
1,1-Dichloroethene	ND	0.36	ppbv	ND	1.4	ug/m3
Freon 113	ND	0.36	ppbv	ND	2.8	ug/m3
Acetone	ND	1.8	ppbv	ND	4.3	ug/m3
Carbon Disulfide	**5.5**	0.36	ppbv	**17**	1.1	ug/m3
Isopropanol (IPA)	ND	1.8	ppbv	ND	4.4	ug/m3
Methylene Chloride	ND	0.36	ppbv	ND	1.3	ug/m3
trans-1,2-Dichloroethene	ND	0.36	ppbv	ND	1.4	ug/m3
MTBE	ND	0.36	ppbv	ND	1.3	ug/m3
n-Hexane	**5.4**	0.36	ppbv	**19**	1.3	ug/m3
1,1-Dichloroethane	ND	0.36	ppbv	ND	1.5	ug/m3
Vinyl Acetate	ND	1.8	ppbv	ND	6.3	ug/m3
cis-1,2-Dichloroethene	ND	0.36	ppbv	ND	1.4	ug/m3
2-Butanone	ND	1.8	ppbv	ND	5.3	ug/m3
Chloroform	**2.0**	0.36	ppbv	**9.8**	1.8	ug/m3
1,1,1-Trichloroethane	ND	0.36	ppbv	ND	2.0	ug/m3
Carbon Tetrachloride	ND	0.36	ppbv	ND	2.3	ug/m3
Benzene	**2.1**	0.36	ppbv	**6.7**	1.2	ug/m3
1,2-Dichloroethane	ND	0.36	ppbv	ND	1.5	ug/m3
Trichloroethene	ND	0.36	ppbv	ND	1.9	ug/m3
1,2-Dichloropropane	ND	0.36	ppbv	ND	1.7	ug/m3
Bromodichloromethane	ND	0.36	ppbv	ND	2.4	ug/m3
cis-1,3-Dichloropropene	ND	0.36	ppbv	ND	1.6	ug/m3
4-Methyl-2-Pentanone	ND	0.36	ppbv	ND	1.5	ug/m3
Toluene	**4.4**	0.36	ppbv	**16**	1.4	ug/m3
trans-1,3-Dichloropropene	ND	0.36	ppbv	ND	1.6	ug/m3
1,1,2-Trichloroethane	ND	0.36	ppbv	ND	2.0	ug/m3
Tetrachloroethene	ND	0.36	ppbv	ND	2.4	ug/m3
2-Hexanone	ND	0.90	ppbv	ND	3.7	ug/m3
Dibromochloromethane	ND	0.36	ppbv	ND	3.1	ug/m3
1,2-Dibromoethane	ND	0.36	ppbv	ND	2.8	ug/m3
Chlorobenzene	ND	0.36	ppbv	ND	1.7	ug/m3
Ethylbenzene	**1.6**	0.36	ppbv	**7.1**	1.6	ug/m3
m,p-Xylenes	**5.4**	0.72	ppbv	**24**	3.1	ug/m3
o-Xylene	**2.4**	0.36	ppbv	**10**	1.6	ug/m3
Styrene	ND	0.36	ppbv	ND	1.5	ug/m3
Bromoform	ND	0.36	ppbv	ND	3.7	ug/m3
1,1,2,2-Tetrachloroethane	ND	0.36	ppbv	ND	2.5	ug/m3
1,1,1,2-Tetrachloroethane	ND	0.36	ppbv	ND	2.5	ug/m3

ENTHALPY ANALYTICAL

Enthalpy Analytical - Orange Analytical Report

Lab #: 519090 **Project#:** 4121.0010L000

Client: Roux Associates **Location:** 2334 Lundy Place

519090-004 Analyte	Result (V)	RL (V)	Units (V)	Result (M)	RL (M)	Units (M)
4-Ethyltoluene	ND	0.36	ppbv	ND	1.8	ug/m3
1,3,5-Trimethylbenzene	ND	0.36	ppbv	ND	1.8	ug/m3
1,2,4-Trimethylbenzene	ND	0.36	ppbv	ND	1.8	ug/m3
1,3-Dichlorobenzene	ND	0.36	ppbv	ND	2.2	ug/m3
1,4-Dichlorobenzene	ND	0.36	ppbv	ND	2.2	ug/m3
Benzyl chloride	ND	0.36	ppbv	ND	1.9	ug/m3
1,2-Dichlorobenzene	ND	0.36	ppbv	ND	2.2	ug/m3
1,2,4-Trichlorobenzene	ND	0.36	ppbv	ND	2.7	ug/m3
Hexachlorobutadiene	ND	0.36	ppbv	ND	3.8	ug/m3
Naphthalene	ND	1.8	ppbv	ND	9.4	ug/m3
Xylene (total)	7.8	0.36	ppbv	34	1.6	ug/m3

519090-004 Surrogate	%REC	Limits	Units (M)
Bromofluorobenzene	120	60-140	ug/m3

Legend

ND: Not Detected

RL (V): Reporting Limit

Result (M): Result in mass units

Result (V): Result in volume units

ENTHALPY ANALYTICAL

Enthalpy Analytical - Orange Analytical Report

Lab #: 519090 **Project#:** 4121.0010L000

Client: Roux Associates **Location:** 2334 Lundy Place

Field ID: SV-9 **Batch#:** 354265 **Prep:** METHOD

Lab ID: 519090-005 **Sampled:** 10/28/24 11:37 **Analysis:** EPA TO-15

Matrix: Air **Received:** 10/28/24 **Analyst:** ZNZ

Diln Fac: 1.800 **Analyzed:** 10/31/24 14:53

519090-005 Analyte	Result (V)	RL (V)	Units (V)	Result (M)	RL (M)	Units (M)
1,1-Difluoroethane	ND	1.8	ppbv	ND	4.9	ug/m3
Freon 12	ND	0.36	ppbv	ND	1.8	ug/m3
Freon 114	ND	0.36	ppbv	ND	2.5	ug/m3
Chloromethane	ND	0.36	ppbv	ND	0.74	ug/m3
Vinyl Chloride	ND	0.36	ppbv	ND	0.92	ug/m3
Bromomethane	ND	0.36	ppbv	ND	1.4	ug/m3
Chloroethane	ND	0.36	ppbv	ND	0.95	ug/m3
Trichlorofluoromethane	**0.41**	0.36	ppbv	**2.3**	2.0	ug/m3
1,1-Dichloroethene	ND	0.36	ppbv	ND	1.4	ug/m3
Freon 113	ND	0.36	ppbv	ND	2.8	ug/m3
Acetone	**2.9**	1.8	ppbv	**6.9**	4.3	ug/m3
Carbon Disulfide	**3.2**	0.36	ppbv	**10**	1.1	ug/m3
Isopropanol (IPA)	ND	1.8	ppbv	ND	4.4	ug/m3
Methylene Chloride	ND	0.36	ppbv	ND	1.3	ug/m3
trans-1,2-Dichloroethene	ND	0.36	ppbv	ND	1.4	ug/m3
MTBE	ND	0.36	ppbv	ND	1.3	ug/m3
n-Hexane	**3.1**	0.36	ppbv	**11**	1.3	ug/m3
1,1-Dichloroethane	ND	0.36	ppbv	ND	1.5	ug/m3
Vinyl Acetate	ND	1.8	ppbv	ND	6.3	ug/m3
cis-1,2-Dichloroethene	ND	0.36	ppbv	ND	1.4	ug/m3
2-Butanone	ND	1.8	ppbv	ND	5.3	ug/m3
Chloroform	**3.5**	0.36	ppbv	**17**	1.8	ug/m3
1,1,1-Trichloroethane	**3.3**	0.36	ppbv	**18**	2.0	ug/m3
Carbon Tetrachloride	ND	0.36	ppbv	ND	2.3	ug/m3
Benzene	ND	0.36	ppbv	ND	1.2	ug/m3
1,2-Dichloroethane	ND	0.36	ppbv	ND	1.5	ug/m3
Trichloroethene	ND	0.36	ppbv	ND	1.9	ug/m3
1,2-Dichloropropane	ND	0.36	ppbv	ND	1.7	ug/m3
Bromodichloromethane	ND	0.36	ppbv	ND	2.4	ug/m3
cis-1,3-Dichloropropene	ND	0.36	ppbv	ND	1.6	ug/m3
4-Methyl-2-Pentanone	ND	0.36	ppbv	ND	1.5	ug/m3
Toluene	**0.86**	0.36	ppbv	**2.5**	1.4	ug/m3
trans-1,3-Dichloropropene	ND	0.36	ppbv	ND	1.6	ug/m3
1,1,2-Trichloroethane	ND	0.36	ppbv	ND	2.0	ug/m3
Tetrachloroethene	**14**	0.36	ppbv	**96**	2.4	ug/m3
2-Hexanone	ND	0.90	ppbv	ND	3.7	ug/m3
Dibromochloromethane	ND	0.36	ppbv	ND	3.1	ug/m3
1,2-Dibromoethane	ND	0.36	ppbv	ND	2.8	ug/m3
Chlorobenzene	ND	0.36	ppbv	ND	1.7	ug/m3
Ethylbenzene	ND	0.36	ppbv	ND	1.6	ug/m3
m,p-Xylenes	ND	0.72	ppbv	ND	3.1	ug/m3
o-Xylene	ND	0.36	ppbv	ND	1.6	ug/m3
Styrene	**0.57**	0.36	ppbv	**2.4**	1.5	ug/m3
Bromoform	ND	0.36	ppbv	ND	3.7	ug/m3
1,1,2,2-Tetrachloroethane	ND	0.36	ppbv	ND	2.5	ug/m3
1,1,1,2-Tetrachloroethane	ND	0.36	ppbv	ND	2.5	ug/m3

ENTHALPY ANALYTICAL

Enthalpy Analytical - Orange Analytical Report

Lab #: 519090 **Project#:** 4121.0010L000

Client: Roux Associates **Location:** 2334 Lundy Place

519090-005 Analyte	Result (V)	RL (V)	Units (V)	Result (M)	RL (M)	Units (M)
4-Ethyltoluene	ND	0.36	ppbv	ND	1.8	ug/m3
1,3,5-Trimethylbenzene	ND	0.36	ppbv	ND	1.8	ug/m3
1,2,4-Trimethylbenzene	ND	0.36	ppbv	ND	1.8	ug/m3
1,3-Dichlorobenzene	ND	0.36	ppbv	ND	2.2	ug/m3
1,4-Dichlorobenzene	ND	0.36	ppbv	ND	2.2	ug/m3
Benzyl chloride	ND	0.36	ppbv	ND	1.9	ug/m3
1,2-Dichlorobenzene	ND	0.36	ppbv	ND	2.2	ug/m3
1,2,4-Trichlorobenzene	ND	0.36	ppbv	ND	2.7	ug/m3
Hexachlorobutadiene	ND	0.36	ppbv	ND	3.8	ug/m3
Naphthalene	ND	1.8	ppbv	ND	9.4	ug/m3
Xylene (total)	ND	0.36	ppbv	ND	1.6	ug/m3

519090-005 Surrogate	%REC	Limits	Units (M)
Bromofluorobenzene	119	60-140	ug/m3

Legend

ND: Not Detected

RL (V): Reporting Limit

Result (M): Result in mass units

Result (V): Result in volume units

ENTHALPY ANALYTICAL

Enthalpy Analytical - Orange Analytical Report

Lab #: 519090 **Project#:** 4121.0010L000

Client: Roux Associates **Location:** 2334 Lundy Place

Field ID: DUP-1 **Batch#:** 354265 **Prep:** METHOD

Lab ID: 519090-006 **Sampled:** 10/28/24 09:18 **Analysis:** EPA TO-15

Matrix: Air **Received:** 10/28/24 **Analyst:** ZNZ

Dil'n Fac: 1.800 **Analyzed:** 10/31/24 15:27

519090-006 Analyte	Result (V)	RL (V)	Units (V)	Result (M)	RL (M)	Units (M)
1,1-Difluoroethane	ND	1.8	ppbv	ND	4.9	ug/m3
Freon 12	ND	0.36	ppbv	ND	1.8	ug/m3
Freon 114	ND	0.36	ppbv	ND	2.5	ug/m3
Chloromethane	ND	0.36	ppbv	ND	0.74	ug/m3
Vinyl Chloride	ND	0.36	ppbv	ND	0.92	ug/m3
Bromomethane	ND	0.36	ppbv	ND	1.4	ug/m3
Chloroethane	ND	0.36	ppbv	ND	0.95	ug/m3
Trichlorofluoromethane	**0.38**	0.36	ppbv	**2.1**	2.0	ug/m3
1,1-Dichloroethene	ND	0.36	ppbv	ND	1.4	ug/m3
Freon 113	ND	0.36	ppbv	ND	2.8	ug/m3
Acetone	**1.8**	1.8	ppbv	**4.4**	4.3	ug/m3
Carbon Disulfide	**1.8**	0.36	ppbv	**5.6**	1.1	ug/m3
Isopropanol (IPA)	ND	1.8	ppbv	ND	4.4	ug/m3
Methylene Chloride	ND	0.36	ppbv	ND	1.3	ug/m3
trans-1,2-Dichloroethene	ND	0.36	ppbv	ND	1.4	ug/m3
MTBE	ND	0.36	ppbv	ND	1.3	ug/m3
n-Hexane	ND	0.36	ppbv	ND	1.3	ug/m3
1,1-Dichloroethane	ND	0.36	ppbv	ND	1.5	ug/m3
Vinyl Acetate	ND	1.8	ppbv	ND	6.3	ug/m3
cis-1,2-Dichloroethene	ND	0.36	ppbv	ND	1.4	ug/m3
2-Butanone	ND	1.8	ppbv	ND	5.3	ug/m3
Chloroform	ND	0.36	ppbv	ND	1.8	ug/m3
1,1,1-Trichloroethane	**1.3**	0.36	ppbv	**7.2**	2.0	ug/m3
Carbon Tetrachloride	ND	0.36	ppbv	ND	2.3	ug/m3
Benzene	ND	0.36	ppbv	ND	1.2	ug/m3
1,2-Dichloroethane	ND	0.36	ppbv	ND	1.5	ug/m3
Trichloroethene	ND	0.36	ppbv	ND	1.9	ug/m3
1,2-Dichloropropane	ND	0.36	ppbv	ND	1.7	ug/m3
Bromodichloromethane	ND	0.36	ppbv	ND	2.4	ug/m3
cis-1,3-Dichloropropene	ND	0.36	ppbv	ND	1.6	ug/m3
4-Methyl-2-Pentanone	ND	0.36	ppbv	ND	1.5	ug/m3
Toluene	**0.42**	0.36	ppbv	**1.6**	1.4	ug/m3
trans-1,3-Dichloropropene	ND	0.36	ppbv	ND	1.6	ug/m3
1,1,2-Trichloroethane	ND	0.36	ppbv	ND	2.0	ug/m3
Tetrachloroethene	**37**	0.36	ppbv	**250**	2.4	ug/m3
2-Hexanone	ND	0.90	ppbv	ND	3.7	ug/m3
Dibromochloromethane	ND	0.36	ppbv	ND	3.1	ug/m3
1,2-Dibromoethane	ND	0.36	ppbv	ND	2.8	ug/m3
Chlorobenzene	ND	0.36	ppbv	ND	1.7	ug/m3
Ethylbenzene	**15**	0.36	ppbv	**67**	1.6	ug/m3
m,p-Xylenes	**67**	0.72	ppbv	**290**	3.1	ug/m3
o-Xylene	**35**	0.36	ppbv	**150**	1.6	ug/m3
Styrene	ND	0.36	ppbv	ND	1.5	ug/m3
Bromoform	ND	0.36	ppbv	ND	3.7	ug/m3
1,1,2,2-Tetrachloroethane	ND	0.36	ppbv	ND	2.5	ug/m3
1,1,1,2-Tetrachloroethane	ND	0.36	ppbv	ND	2.5	ug/m3

ENTHALPY ANALYTICAL

Enthalpy Analytical - Orange Analytical Report

Lab #: 519090 **Project#:** 4121.0010L000

Client: Roux Associates **Location:** 2334 Lundy Place

519090-006 Analyte	Result (V)	RL (V)	Units (V)	Result (M)	RL (M)	Units (M)
4-Ethyltoluene	ND	0.36	ppbv	ND	1.8	ug/m3
1,3,5-Trimethylbenzene	ND	0.36	ppbv	ND	1.8	ug/m3
1,2,4-Trimethylbenzene	ND	0.36	ppbv	ND	1.8	ug/m3
1,3-Dichlorobenzene	ND	0.36	ppbv	ND	2.2	ug/m3
1,4-Dichlorobenzene	ND	0.36	ppbv	ND	2.2	ug/m3
Benzyl chloride	ND	0.36	ppbv	ND	1.9	ug/m3
1,2-Dichlorobenzene	ND	0.36	ppbv	ND	2.2	ug/m3
1,2,4-Trichlorobenzene	ND	0.36	ppbv	ND	2.7	ug/m3
Hexachlorobutadiene	ND	0.36	ppbv	ND	3.8	ug/m3
Naphthalene	ND	1.8	ppbv	ND	9.4	ug/m3
Xylene (total)	100	0.36	ppbv	440	1.6	ug/m3

519090-006 Surrogate	%REC	Limits	Units (M)
Bromofluorobenzene	121	60-140	ug/m3

Legend

ND: Not Detected

RL (V): Reporting Limit

Result (M): Result in mass units

Result (V): Result in volume units

ENTHALPY ANALYTICAL

Enthalpy Analytical - Orange Analytical Report: Batch QC

Lab #: 519090 **Project#:** 4121.0010L000

Client: Roux Associates **Location:** 2334 Lundy Place

Type: BS **Dln Fac:** 1.000 **Prep:** METHOD

Lab ID: QC1199998 **Batch#:** 354265 **Analysis:** EPA TO-15

Matrix: Air **Analyzed:** 10/31/24 09:19 **Analyst:** ZNZ

QC1199998 Analyte	Spiked	Result (V)	Units (V)	%REC	Limits	Qual
1,1-Difluoroethane	10.00	9.593	ppbv	96	70-130	
Freon 12	10.00	8.315	ppbv	83	70-130	
Freon 114	10.00	8.977	ppbv	90	70-130	
Chloromethane	10.00	7.607	ppbv	76	70-130	
Vinyl Chloride	10.00	8.664	ppbv	87	70-130	
Bromomethane	10.00	9.122	ppbv	91	70-130	
Chloroethane	10.00	8.972	ppbv	90	70-130	
Trichlorofluoromethane	10.00	8.665	ppbv	87	70-130	
1,1-Dichloroethene	10.00	8.336	ppbv	83	70-130	
Freon 113	10.00	8.887	ppbv	89	70-130	
Acetone	10.00	8.423	ppbv	84	70-130	
Carbon Disulfide	10.00	8.591	ppbv	86	70-130	
Isopropanol (IPA)	10.00	7.472	ppbv	75	70-130	
Methylene Chloride	10.00	9.357	ppbv	94	70-130	
trans-1,2-Dichloroethene	10.00	9.292	ppbv	93	70-130	
MTBE	10.00	8.817	ppbv	88	70-130	
n-Hexane	10.00	9.510	ppbv	95	70-130	
1,1-Dichloroethane	10.00	9.287	ppbv	93	70-130	
Vinyl Acetate	10.00	8.798	ppbv	88	70-130	
cis-1,2-Dichloroethene	10.00	9.200	ppbv	92	70-130	
2-Butanone	10.00	9.657	ppbv	97	70-130	
Chloroform	10.00	9.478	ppbv	95	70-130	
1,1,1-Trichloroethane	10.00	8.890	ppbv	89	70-130	
Carbon Tetrachloride	10.00	8.914	ppbv	89	70-130	
Benzene	10.00	9.556	ppbv	96	70-130	
1,2-Dichloroethane	10.00	8.749	ppbv	87	70-130	
Trichloroethene	10.00	10.36	ppbv	104	70-130	
1,2-Dichloropropane	10.00	9.859	ppbv	99	70-130	
Bromodichloromethane	10.00	9.504	ppbv	95	70-130	
cis-1,3-Dichloropropene	10.00	9.642	ppbv	96	70-130	
4-Methyl-2-Pentanone	10.00	8.742	ppbv	87	70-130	
Toluene	10.00	8.731	ppbv	87	70-130	
trans-1,3-Dichloropropene	10.00	9.250	ppbv	92	70-130	
1,1,2-Trichloroethane	10.00	9.897	ppbv	99	70-130	
Tetrachloroethene	10.00	10.22	ppbv	102	70-130	
2-Hexanone	10.00	8.739	ppbv	87	70-130	
Dibromochloromethane	10.00	10.05	ppbv	101	70-130	
1,2-Dibromoethane	10.00	9.923	ppbv	99	70-130	
Chlorobenzene	10.00	12.13	ppbv	121	70-130	
Ethylbenzene	10.00	11.42	ppbv	114	70-130	
m,p-Xylenes	20.00	22.38	ppbv	112	70-130	
o-Xylene	10.00	11.31	ppbv	113	70-130	
Styrene	10.00	11.91	ppbv	119	70-130	
Bromoform	10.00	12.00	ppbv	120	70-130	
1,1,2,2-Tetrachloroethane	10.00	12.06	ppbv	121	70-130	
1,1,1,2-Tetrachloroethane	10.00	11.72	ppbv	117	70-130	
4-Ethyltoluene	10.00	11.80	ppbv	118	70-130	
1,3,5-Trimethylbenzene	10.00	11.79	ppbv	118	70-130	

ENTHALPY ANALYTICAL

Enthalpy Analytical - Orange Analytical Report: Batch QC

Lab #: 519090 **Project#:** 4121.0010L000

Client: Roux Associates **Location:** 2334 Lundy Place

QC1199696 Analyte	Spiked	Result (V)	Units (V)	%REC	Limits	Qual
1,2,4-Trimethylbenzene	10.00	11.74	ppbv	117	70-130	
1,3-Dichlorobenzene	10.00	12.42	ppbv	124	70-130	
1,4-Dichlorobenzene	10.00	12.40	ppbv	124	70-130	
Benzyl chloride	10.00	11.29	ppbv	113	70-130	
1,2-Dichlorobenzene	10.00	12.18	ppbv	122	70-130	
1,2,4-Trichlorobenzene	10.00	13.17	ppbv	132 *	70-130	b
Hexachlorobutadiene	10.00	12.02	ppbv	120	70-130	
Naphthalene	10.00	10.65	ppbv	107	70-130	

QC1199696 Surrogate	%REC	Limits
Bromofluorobenzene	121	60-140

Type: BSD **Dln Fac:** 1.000 **Prep:** METHOD

Lab ID: QC1199699 **Batch#:** 354265 **Analysis:** EPA TO-15

Matrix: Air **Analyzed:** 10/31/24 08:47 **Analyst:** ZNZ

QC1199696 Analyte	Spiked	Result (V)	Units (V)	%REC	Limits	RPD	Lim	Qual
1,1-Difluoroethane	10.00	9.585	ppbv	96	70-130	0	25	
Freon 12	10.00	8.286	ppbv	83	70-130	0	25	
Freon 114	10.00	9.010	ppbv	90	70-130	0	25	
Chloromethane	10.00	7.407	ppbv	74	70-130	3	25	
Vinyl Chloride	10.00	8.489	ppbv	85	70-130	2	25	
Bromomethane	10.00	9.055	ppbv	91	70-130	1	25	
Chloroethane	10.00	8.809	ppbv	88	70-130	2	25	
Trichlorofluoromethane	10.00	8.580	ppbv	86	70-130	1	25	
1,1-Dichloroethene	10.00	8.402	ppbv	84	70-130	1	25	
Freon 113	10.00	8.973	ppbv	90	70-130	1	25	
Acetone	10.00	8.396	ppbv	84	70-130	0	25	
Carbon Disulfide	10.00	8.708	ppbv	87	70-130	1	25	
Isopropanol (IPA)	10.00	7.251	ppbv	73	70-130	3	25	
Methylene Chloride	10.00	9.158	ppbv	92	70-130	2	25	
trans-1,2-Dichloroethene	10.00	9.441	ppbv	94	70-130	2	25	
MTBE	10.00	9.001	ppbv	90	70-130	2	25	
n-Hexane	10.00	9.492	ppbv	95	70-130	0	25	
1,1-Dichloroethane	10.00	9.522	ppbv	95	70-130	2	25	
Vinyl Acetate	10.00	9.150	ppbv	91	70-130	4	25	
cis-1,2-Dichloroethene	10.00	9.416	ppbv	94	70-130	2	25	
2-Butanone	10.00	9.942	ppbv	99	70-130	3	25	
Chloroform	10.00	9.653	ppbv	96	70-130	1	25	
1,1,1-Trichloroethane	10.00	9.097	ppbv	91	70-130	2	25	
Carbon Tetrachloride	10.00	9.187	ppbv	92	70-130	3	25	
Benzene	10.00	9.639	ppbv	96	70-130	1	25	
1,2-Dichloroethane	10.00	8.782	ppbv	88	70-130	0	25	
Trichloroethene	10.00	10.12	ppbv	101	70-130	2	25	
1,2-Dichloropropane	10.00	9.701	ppbv	97	70-130	2	25	
Bromodichloromethane	10.00	9.358	ppbv	94	70-130	2	25	
cis-1,3-Dichloropropene	10.00	9.502	ppbv	95	70-130	1	25	
4-Methyl-2-Pentanone	10.00	8.540	ppbv	85	70-130	2	25	
Toluene	10.00	8.643	ppbv	86	70-130	1	25	
trans-1,3-Dichloropropene	10.00	9.089	ppbv	91	70-130	2	25	
1,1,2-Trichloroethane	10.00	9.642	ppbv	96	70-130	1	25	
Tetrachloroethene	10.00	10.12	ppbv	101	70-130	1	25	

ENTHALPY ANALYTICAL

Enthalpy Analytical - Orange Analytical Report: Batch QC

Lab #: 519090 **Project#:** 4121.0010L000

Client: Roux Associates **Location:** 2334 Lundy Place

QC1196999 Analyte	Spiked	Result (V)	Units (V)	%REC	Limits	RPD	Lim	Qual
2-Hexanone	10.00	8.542	ppbv	85	70-130	2	25	
Dibromochloromethane	10.00	10.09	ppbv	101	70-130	0	25	
1,2-Dibromoethane	10.00	9.882	ppbv	99	70-130	0	25	
Chlorobenzene	10.00	12.25	ppbv	122	70-130	1	25	
Ethylbenzene	10.00	11.58	ppbv	116	70-130	1	25	
m,p-Xylenes	20.00	22.86	ppbv	114	70-130	2	25	
o-Xylene	10.00	11.52	ppbv	115	70-130	2	25	
Styrene	10.00	11.96	ppbv	120	70-130	0	25	
Bromoform	10.00	12.23	ppbv	122	70-130	2	25	
1,1,2,2-Tetrachloroethane	10.00	12.26	ppbv	123	70-130	2	25	
1,1,1,2-Tetrachloroethane	10.00	12.03	ppbv	120	70-130	3	25	
4-Ethyltoluene	10.00	11.93	ppbv	119	70-130	1	25	
1,3,5-Trimethylbenzene	10.00	11.94	ppbv	119	70-130	1	25	
1,2,4-Trimethylbenzene	10.00	11.89	ppbv	119	70-130	1	25	
1,3-Dichlorobenzene	10.00	12.54	ppbv	126	70-130	2	25	
1,4-Dichlorobenzene	10.00	12.51	ppbv	125	70-130	1	25	
Benzyl chloride	10.00	11.51	ppbv	115	70-130	2	25	
1,2-Dichlorobenzene	10.00	12.49	ppbv	125	70-130	3	25	
1,2,4-Trichlorobenzene	10.00	13.53	ppbv	135 *	70-130	3	25	b
Hexachlorobutadiene	10.00	12.21	ppbv	122	70-130	2	25	
Naphthalene	10.00	10.98	ppbv	110	70-130	3	25	

QC1196999 Surrogate	%REC	Limits
Bromofluorobenzene	123	60-140

Legend

*: Value is outside QC limits

RPD: Relative Percent Difference

Result (V): Result in volume units

b: See narrative

ENTHALPY ANALYTICAL

Enthalpy Analytical - Orange Analytical Report: Batch QC

Lab #: 519090 **Project#:** 4121.0010L000

Client: Roux Associates **Location:** 2334 Lundy Place

Type: BLANK **Dlln Fac:** 1.000 **Prep:** METHOD

Lab ID: QC1200000 **Batch#:** 354265 **Analysis:** EPA TO-15

Matrix: Air **Analyzed:** 10/31/24 11:08 **Analyst:** ZNZ

QC1200000 Analyte	Result (V)	RL (V)	Units (V)	Result (M)	RL (M)	Units (M)
1,1-Difluoroethane	ND	1.0	ppbv	ND	2.7	ug/m3
Freon 12	ND	0.20	ppbv	ND	0.99	ug/m3
Freon 114	ND	0.20	ppbv	ND	1.4	ug/m3
Chloromethane	ND	0.20	ppbv	ND	0.41	ug/m3
Vinyl Chloride	ND	0.20	ppbv	ND	0.51	ug/m3
Bromomethane	ND	0.20	ppbv	ND	0.78	ug/m3
Chloroethane	ND	0.20	ppbv	ND	0.53	ug/m3
Trichlorofluoromethane	ND	0.20	ppbv	ND	1.1	ug/m3
1,1-Dichloroethene	ND	0.20	ppbv	ND	0.79	ug/m3
Freon 113	ND	0.20	ppbv	ND	1.5	ug/m3
Acetone	ND	1.0	ppbv	ND	2.4	ug/m3
Carbon Disulfide	ND	0.20	ppbv	ND	0.62	ug/m3
Isopropanol (IPA)	ND	1.0	ppbv	ND	2.5	ug/m3
Methylene Chloride	ND	0.20	ppbv	ND	0.69	ug/m3
trans-1,2-Dichloroethene	ND	0.20	ppbv	ND	0.79	ug/m3
MTBE	ND	0.20	ppbv	ND	0.72	ug/m3
n-Hexane	ND	0.20	ppbv	ND	0.70	ug/m3
1,1-Dichloroethane	ND	0.20	ppbv	ND	0.81	ug/m3
Vinyl Acetate	ND	1.0	ppbv	ND	3.5	ug/m3
cis-1,2-Dichloroethene	ND	0.20	ppbv	ND	0.79	ug/m3
2-Butanone	ND	1.0	ppbv	ND	2.9	ug/m3
Chloroform	ND	0.20	ppbv	ND	0.98	ug/m3
1,1,1-Trichloroethane	ND	0.20	ppbv	ND	1.1	ug/m3
Carbon Tetrachloride	ND	0.20	ppbv	ND	1.3	ug/m3
Benzene	ND	0.20	ppbv	ND	0.64	ug/m3
1,2-Dichloroethane	ND	0.20	ppbv	ND	0.81	ug/m3
Trichloroethene	ND	0.20	ppbv	ND	1.1	ug/m3
1,2-Dichloropropane	ND	0.20	ppbv	ND	0.92	ug/m3
Bromodichloromethane	ND	0.20	ppbv	ND	1.3	ug/m3
cis-1,3-Dichloropropene	ND	0.20	ppbv	ND	0.91	ug/m3
4-Methyl-2-Pentanone	ND	0.20	ppbv	ND	0.82	ug/m3
Toluene	ND	0.20	ppbv	ND	0.75	ug/m3
trans-1,3-Dichloropropene	ND	0.20	ppbv	ND	0.91	ug/m3
1,1,2-Trichloroethane	ND	0.20	ppbv	ND	1.1	ug/m3
Tetrachloroethene	ND	0.20	ppbv	ND	1.4	ug/m3
2-Hexanone	ND	0.50	ppbv	ND	2.0	ug/m3
Dibromochloromethane	ND	0.20	ppbv	ND	1.7	ug/m3
1,2-Dibromoethane	ND	0.20	ppbv	ND	1.5	ug/m3
Chlorobenzene	ND	0.20	ppbv	ND	0.92	ug/m3
Ethylbenzene	ND	0.20	ppbv	ND	0.87	ug/m3
m,p-Xylenes	ND	0.40	ppbv	ND	1.7	ug/m3
o-Xylene	ND	0.20	ppbv	ND	0.87	ug/m3
Styrene	ND	0.20	ppbv	ND	0.85	ug/m3
Bromoform	ND	0.20	ppbv	ND	2.1	ug/m3
1,1,2,2-Tetrachloroethane	ND	0.20	ppbv	ND	1.4	ug/m3
1,1,1,2-Tetrachloroethane	ND	0.20	ppbv	ND	1.4	ug/m3
4-Ethyltoluene	ND	0.20	ppbv	ND	0.98	ug/m3
1,3,5-Trimethylbenzene	ND	0.20	ppbv	ND	0.98	ug/m3

ENTHALPY ANALYTICAL

Enthalpy Analytical - Orange Analytical Report: Batch QC

Lab #: 519090 **Project#:** 4121.0010L000

Client: Roux Associates **Location:** 2334 Lundy Place

QC1200000 Analyte	Result (V)	RL (V)	Units (V)	Result (M)	RL (M)	Units (M)
1,2,4-Trimethylbenzene	ND	0.20	ppbv	ND	0.98	ug/m3
1,3-Dichlorobenzene	ND	0.20	ppbv	ND	1.2	ug/m3
1,4-Dichlorobenzene	ND	0.20	ppbv	ND	1.2	ug/m3
Benzyl chloride	ND	0.20	ppbv	ND	1.0	ug/m3
1,2-Dichlorobenzene	ND	0.20	ppbv	ND	1.2	ug/m3
1,2,4-Trichlorobenzene	ND	0.20	ppbv	ND	1.5	ug/m3
Hexachlorobutadiene	ND	0.20	ppbv	ND	2.1	ug/m3
Naphthalene	ND	1.0	ppbv	ND	5.2	ug/m3
Xylene (total)	ND	0.20	ppbv	ND	0.87	ug/m3

QC1200000 Surrogate	%REC	Limits	Units (M)
Bromofluorobenzene	119	60-140	ug/m3

Legend
ND: Not Detected
RL (V): Reporting Limit
Result (M): Result in mass units
Result (V): Result in volume units

ENTHALPY ANALYTICAL

Enthalpy Analytical - Orange Analytical Report

Lab #: 519090 **Project#:** 4121.0010L000
Client: Roux Associates **Location:** 2334 Lundy Place

Field ID: SV-5	**DF:** 1.800	**Analyzed:** 10/30/24	
Type: SAMPLE	**Batch#:** 354057	**Prep:** METHOD	
Lab ID: 519090-001	**Sampled:** 10/28/24	**Analysis:** ASTM D1946	
Matrix: Air	**Received:** 10/28/24	**Analyst:** JSA	

519090-001 Analyte	Result	RL	Units
Helium	ND	0.18	%v/v

Field ID: SV-6	**DF:** 1.800	**Analyzed:** 10/30/24	
Type: SAMPLE	**Batch#:** 354057	**Prep:** METHOD	
Lab ID: 519090-002	**Sampled:** 10/28/24	**Analysis:** ASTM D1946	
Matrix: Air	**Received:** 10/28/24	**Analyst:** JSA	

519090-002 Analyte	Result	RL	Units
Helium	ND	0.18	%v/v

Field ID: SV-7	**DF:** 1.800	**Analyzed:** 10/30/24	
Type: SAMPLE	**Batch#:** 354057	**Prep:** METHOD	
Lab ID: 519090-003	**Sampled:** 10/28/24	**Analysis:** ASTM D1946	
Matrix: Air	**Received:** 10/28/24	**Analyst:** JSA	

519090-003 Analyte	Result	RL	Units
Helium	ND	0.18	%v/v

Field ID: SV-8	**DF:** 1.800	**Analyzed:** 10/30/24	
Type: SAMPLE	**Batch#:** 354057	**Prep:** METHOD	
Lab ID: 519090-004	**Sampled:** 10/28/24	**Analysis:** ASTM D1946	
Matrix: Air	**Received:** 10/28/24	**Analyst:** JSA	

519090-004 Analyte	Result	RL	Units
Helium	ND	0.18	%v/v

Field ID: SV-9	**DF:** 1.800	**Analyzed:** 10/30/24	
Type: SAMPLE	**Batch#:** 354184	**Prep:** METHOD	
Lab ID: 519090-005	**Sampled:** 10/28/24	**Analysis:** ASTM D1946	
Matrix: Air	**Received:** 10/28/24	**Analyst:** JSA	

519090-005 Analyte	Result	RL	Units
Helium	ND	0.18	%v/v

Field ID: DUP-1	**DF:** 1.800	**Analyzed:** 10/30/24	
Type: SAMPLE	**Batch#:** 354184	**Prep:** METHOD	
Lab ID: 519090-006	**Sampled:** 10/28/24	**Analysis:** ASTM D1946	
Matrix: Air	**Received:** 10/28/24	**Analyst:** JSA	

519090-006 Analyte	Result	RL	Units
Helium	ND	0.18	%v/v

ENTHALPY ANALYTICAL

Enthalpy Analytical - Orange Analytical Report

Lab #: 519090 **Project#:** 4121.0010L000

Client: Roux Associates **Location:** 2334 Lundy Place

Type: BLANK	**DF:** 1.000	**Prep:** METHOD	
Lab ID: QC1199343	**Batch#:** 354057	**Analysis:** ASTM D1946	
Matrix: Air	**Analyzed:** 10/28/24	**Analyst:** JSA	

QC1199343 Analyte	Result	RL	Units
Helium	ND	0.10	%v/v

Type: BLANK	**DF:** 1.000	**Prep:** METHOD	
Lab ID: QC1199743	**Batch#:** 354184	**Analysis:** ASTM D1946	
Matrix: Air	**Analyzed:** 10/30/24	**Analyst:** JSA	

QC1199743 Analyte	Result	RL	Units
Helium	ND	0.10	%v/v

Legend

ND Not Detected

RL Reporting Limit

ENTHALPY ANALYTICAL

Enthalpy Analytical - Orange Analytical Report: Batch QC

Lab #: 519090 **Project#:** 4121.0010L000
Client: Roux Associates **Location:** 2334 Lundy Place

Type: BS **DF:** 1.000 **Prep:** METHOD
Lab ID: QC1199341 **Batch#:** 354057 **Analysis:** ASTM D1946
Matrix: Air **Analyzed:** 10/28/24 **Analyst:** JSA

QC1199341 Analyte	Spiked	Result	%REC	Limits	Units
Helium	10.00	9.367	94	85-115	%v/v

Type: BS **DF:** 1.000 **Prep:** METHOD
Lab ID: QC1199741 **Batch#:** 354184 **Analysis:** ASTM D1946
Matrix: Air **Analyzed:** 10/30/24 **Analyst:** JSA

QC1199741 Analyte	Spiked	Result	%REC	Limits	Units
Helium	10.00	9.498	95	85-115	%v/v

Type: BSD **DF:** 1.000 **Prep:** METHOD
Lab ID: QC1199342 **Batch#:** 354057 **Analysis:** ASTM D1946
Matrix: Air **Analyzed:** 10/28/24 **Analyst:** JSA

QC1199342 Analyte	Spiked	Result	%REC	Limits	Units	RPD	Lim
Helium	10.00	9.437	94	85-115	%v/v	1	10

Type: BSD **DF:** 1.000 **Prep:** METHOD
Lab ID: QC1199742 **Batch#:** 354184 **Analysis:** ASTM D1946
Matrix: Air **Analyzed:** 10/30/24 **Analyst:** JSA

QC1199742 Analyte	Spiked	Result	%REC	Limits	Units	RPD	Lim
Helium	10.00	9.489	95	85-115	%v/v	0	10

Field ID: ZZZZZZZZZZ **DF:** 2.400 **Prep:** METHOD
Type: SDUP **Batch#:** 354057 **Analysis:** ASTM D1946
MSS Lab ID: 518424-001 **Sampled:** 10/17/24 **Analyst:** JSA
Lab ID: QC1199349 **Received:** 10/17/24
Matrix: Air **Analyzed:** 10/28/24

QC1199349 Analyte	MSS Result	Result	RL	Units	RPD	Lim
Helium	0.2516	0.2481	0.2400	%v/v	1	20

Field ID: ZZZZZZZZZZ **DF:** 2.560 **Prep:** METHOD
Type: SDUP **Batch#:** 354057 **Analysis:** ASTM D1946
MSS Lab ID: 518424-002 **Sampled:** 10/17/24 **Analyst:** JSA
Lab ID: QC1199351 **Received:** 10/17/24
Matrix: Air **Analyzed:** 10/28/24

QC1199351 Analyte	MSS Result	Result	RL	Units	RPD	Lim
Helium	0.2553	ND	0.2560	%v/v	NC	20

ENTHALPY ANALYTICAL

Enthalpy Analytical - Orange Analytical Report: Batch QC

Lab #: 519090 **Project#:** 4121.0010L000

Client: Roux Associates **Location:** 2334 Lundy Place

Field ID: ZZZZZZZZZZ **DF:** 1.800 **Prep:** METHOD

Type: SDUP **Batch#:** 354184 **Analysis:** ASTM D1946

MSS Lab ID: 519135-001 **Sampled:** 10/28/24 **Analyst:** JSA

Lab ID: QC1199744 **Received:** 10/28/24

Matrix: Air **Analyzed:** 10/30/24

QC1199744 Analyte	MSS Result	Result	RL	Units	RPD	Lim
Helium	<0.1800	ND	0.1800	%v/v	NC	20

Field ID: ZZZZZZZZZZ **DF:** 1.800 **Prep:** METHOD

Type: SDUP **Batch#:** 354184 **Analysis:** ASTM D1946

MSS Lab ID: 519135-002 **Sampled:** 10/28/24 **Analyst:** JSA

Lab ID: QC1199745 **Received:** 10/28/24

Matrix: Air **Analyzed:** 10/30/24

QC1199745 Analyte	MSS Result	Result	RL	Units	RPD	Lim
Helium	<0.1800	ND	0.1800	%v/v	NC	20

Legend

NC: Not Calculated

ND: Not Detected

RL: Reporting Limit

RPD: Relative Percent Difference

ATTACHMENT 2

J&E Model Results

Model Input

Site Name/Run Number: DTSC J&E Case

1

Toxicity/Building Parameter Source: (•) USEPA ( ) CA-DTSC

Capillary Fringe Model: (•) USEPA Default Capillary Fringe ( ) van Genuchten Moisture Retention Profile

Toggle for different capillary mod will be effective only when sourc medium = "Groundwater"

Use English / Metric Converter

Note:
-Yellow highlighted cells indicate parameters that typically are changed or must be inputted by the user.
-Dotted outline cells indicate default values that may be changed with justification.
-Toxicity values are taken from Regional Screening Level (RSL) tables and/or California Toxicity Criteria Rule (see DTSC Human Health Risk Assessment Note 10). The RSL tables are updated semi-annually and may not reflect the most current toxicity information.

Source Characteristics:	Units	Symbol	Value	Default	Potential Span	CV	Flag	Comment
Source medium		Source	Sub-slab Soil Gas					
Soil gas concentration	(ug/m3)	Cmedium	95		NA			
Depth below grade to soil gas sample	(m)	Ls	1.52		Vary - 50	NA	WARNING	Ls should be between Lb and Lb + 1m.
Average vadose zone temperature	(°C)	Ts	24	24	3-30			
Calc: Source vapor concentration	(ug/m3)	Cs	95					
Calc: % of pure component saturated vapor concentration	(%)	%Sat	0.000%					

Chemical:	Units	Symbol	Value	Default	Potential Span	CV	Flag	Comment
Chemical Name		Chem	Tetrachloroethylene					
CAS No.		CAS	127-18-4					
Toxicity Factors **Toxicity/Building Parameter Source:**		**USEPA**						
Unit risk factor	$(ug/m^3)^{-1}$	IUR	2.60E-07	2.60E-07	NA	NA		
Mutagenic compound		Mut	No	NA	NA	NA		
Reference concentration	(mg/m^3)	RfC	4.00E-02	4.00E-02	NA	NA		

Chemical Properties:	Units	Symbol	Value	Default	Potential Span	CV	Flag	Comment
Pure component water solubility	(mg/L)	S	2.06E+02	2.06E+02	NA	NA		
Henry's Law Constant @ 25°C	(atm-m^3/mol)	Hc	1.77E-02	1.77E-02	NA	NA		
Calc: Henry's Law Constant @ 25°C	(dimensionless)	Hr	7.24E-01	7.24E-01				
Calc: Henry's Law Constant @ system temperature	(dimensionless)	Hs	6.88E-01	6.88E-01				
Diffusivity in air	(cm2/s)	Dair	5.05E-02	5.05E-02	NA	NA		
Diffusivity in water	(cm2/s)	Dwater	9.46E-06	9.46E-06	NA	NA		

Building Characteristics:

Select Building Assumptions
(•) Use ratio for Qsoil/Qbuilding (recommended if no site specific data available)
( ) Specify Qsoil and Qbuilding separately, calculate ratio

0.9144

	Units	Symbol	Value	Default	Potential Span	CV	Flag	Comment
Building setting		Bldg_Setting	Commercial	Commercial				

Foundation type		Found_Type	Slab-on-grade	Slab-on-grade				
Depth below grade to base of foundation	(m)	Lb	0.30	0.20	0.1 - 2.44	NA	WARNING	Value is outside of reasonable range [Lb
Foundation thickness	(m)	Lf	0.30	0.20	0.1 - 0.25	NA	WARNING	Value is outside of reasonable range (0.
Fraction of foundation area with cracks	(-)	eta	0.001	0.001	0.00019-0.0019	1.00		
Enclosed space floor area	(m2)	Abf	1500.00	1500.00	80-1500	NA		
Enclosed space mixing height	(m)	Hb	9.14	3.00	2.13 - 3.05	NA	WARNING	Value is outside of reasonable range (2.
Indoor air exchange rate	(1 / hr)	ach	1.50	1.50	0.3-4.1	NA		
Qsoil/Qbuilding	(-)	Qsoil_Qb	0.0030	0.0030	0.0001 - 0.05	1.24		
Calc: Building ventilation rate	(m3/hr)	Qb	20565.00	6750.00	NA	0.30		
Calc: Average vapor flow rate into building	(m3/hr)	Qsoil	61.70	20.25	NA	NA		

Model Input **Site Name/Run Number:** DTSC J&E Case

Chemical Name: Tetrachloroethylene CAS No. 127-18-4

Depth below grade to soil gas sample: 1.52 meters

Vadose zone characteristics:	**Units**	**Symbol**	**Value**	**Default**	**Potential Span**	**CV**	**Flag**	**Comment**
Stratum A (Top of soil profile):								
Stratum A SCS soil type		SCS_A	Sand					
Stratum A thickness (from surface)	(m)	hSA	1.52					
Stratum A total porosity	(-)	nSA	0.375	0.375	NA	0.20		
Stratum A water-filled porosity	(-)	nwSA	0.054	0.054	0.053 - 0.055	0.25		
Stratum A bulk density	(g/cm^3)	rhoSA	1.660	1.660	NA	0.05		
Stratum B (Soil layer below Stratum A):								
Stratum B SCS soil type		SCS_B	Not Present					
Stratum B thickness	(m)	hSB	0.00					
Stratum B total porosity	(-)	nSB			NA	NA		
Stratum B water-filled porosity	(-)	nwSB			NA	NA		
Stratum B bulk density	(g/cm^3)	rhoSB			NA	NA		
Stratum C (Soil layer below Stratum B):								
Stratum C SCS soil type		SCS_C	Not Present					
Stratum C thickness	(m)	hSC	0.00					
Stratum C total porosity	(-)	nSC			NA	NA		
Stratum C water-filled porosity	(-)	nwSC			NA	NA		
Stratum C bulk density	(g/cm^3)	rhoSC			NA	NA		
Stratum containing soil gas sample								
Stratum A, B, or C		src_soil	Stratum A					
					NA	NA		
					NA			
					NA			

Exposure Parameters:	Units	Symbol	Value	Default	Potential Span	CV	Flag	Comment
Target risk for carcinogens	(-)	Target_CR	1.00E-06	1.00E-06	NA	NA		
Target hazard quotient for non-carcinogens	(-)	Target_HQ	1	1	NA	NA		
Exposure Scenario		Scenario	Commercial	Commercial				
Averaging time for carcinogens	(yrs)	ATc	70	70	NA	NA		
Averaging time for non-carcinogens	(yrs)	ATnc	25	25	NA	NA		
Exposure duration	(yrs)	ED	25	25	NA	NA		
Exposure frequency	(days/yr)	EF	250	250	NA	NA		
Exposure time	(hrs/24 hrs)	ET	8	8	NA	NA		
Mutagenic mode-of-action factor	(yrs)	MMOAF	72	72	NA	NA	NOTE	MMOAF not relevant for non-mutagenic

Model Output **Site Name/Run Number:** DTSC J&E Case

Chemical Name: Tetrachloroethylene **CAS No.** 127-18-4

Range is based on the reasonable range of Qsoil/Qbuilding values, as reported in the literature.

Source to Indoor Air Attenuation Factor	Units	Symbol	Value	Range	Default	Default Range	Flag
Soil gas to indoor air attenuation coefficient	**(-)**	**alpha**	**3.0E-03**	1.0E-04 - 5.0E-02	**3.0E-03**	1.0E-04 - 5.0E-02	
							WARNING

Predicted Indoor Air Concentration	Units	Symbol	Value	Range	Default	Default Range	Flag
Indoor air concentration due to vapor intrusion	(ug/m3)	**Cia**	**2.9E-01**	9.5E-03 - 4.8E+00	**2.9E-01**	9.5E-03 - 4.8E+00	
	(ppbv)		**4.2E-02**	1.4E-03 - 7.0E-01	**4.2E-02**	1.4E-03 - 7.0E-01	WARNING

Predicted Vapor Conc. Beneath Foundation	Units	Symbol	Value	Range	Default	Default Range	Flag
Subslab vapor concentration	(ug/m3)	**Css**	**9.5E+01**	9.5E+01 - 9.5E+01	**9.5E+01**	9.5E+01 - 4.8E+04	
	(ppbv)		**1.4E+01**	1.4E+01 - 1.4E+01	**1.4E+01**	1.4E+01 - 7.0E+03	

Diffusive Transport Upward Through Vadose Zone	Units	Symbol	Value	Range	Default	Default Range	Flag
Effective diffusion coefficient through Stratum A	(cm2/sec)	DeffA	8.2E-03	-	8.2E-03	-	
Effective diffusion coefficient through Stratum B	(cm2/sec)	DeffB		-		-	
Effective diffusion coefficient through Stratum C	(cm2/sec)	DeffC		-		-	
				-		-	
Effective diffusion coefficient through unsaturated zone	(cm2/sec)	DeffT	8.2E-03	-	8.2E-03	-	

Critical Parameters		Symbol	Value	Range	Default	Default Range	Flag
α for diffusive transport from source to building with dirt floor foundation	(-)	A_Param	1.8E-04	-	5.0E-04		
Pe (Peclet Number) for transport through the foundation (advection / diffusion)	(-)	B_Param	4.1E+03	1.4E+02 - 6.8E+04	9.0E+02	3.0E+01 - 1.5E+04	
α for convective transport from subslab to building	(-)	C_Param	3.0E-03	1.0E-04 - 5.0E-02	3.0E-03	1.0E-04 - 5.0E-02	

Interpretation

Advection is the dominant mechanism across the foundation.
Diffusion through soil is the overall rate limiting process.

The Soil Gas Profile Plot has been moved to "MEASURED_SOIL_GAS_CONC." tab for side-by-side comparison.



Critical Parameters

Hb, Ls, DeffT, ach

Maximum measured soil gas below modeled depth.

Non-Critical Parameters

Qsoil_Qb, Lf, DeffA, eta

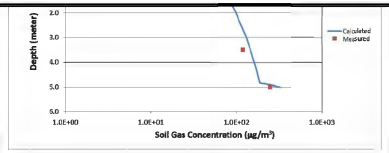

Please check WARNING or ERROR flags

Model Output		**Site Name/Run Number:**	DTSC J&E Case					
Chemical Name: Tetrachloroethylene	**CAS No. 127-18-4**							
Risk Calculations	**Units**	**Symbol**	**Value**	**Range**	**Default**	**Range**	**Flag**	
Risk-Based Target Screening Levels	**Scenario: Commercial**							
Target risk for carcinogens	(-)	Target_CR	1E-06	-	1E-06	-		
Target hazard quotient for noncarcinogens	(-)	Target_HQ	1	-	1	-		
Target indoor air concentration	**(ug/m3)**	**Target_IA**	**4.72E+01**	-	**4.72E+01**	-	Target indoor air concentration based o	
	(ppbv)		**6.96E+00**	-	**6.96E+00**	-		
Target soil gas concentration	**(ug/m3)**	**Target_SV**	**1.57E+04**	**9.4E+02 - 4.7E+05**	**1.57E+04**	**9.4E+02 - 4.7E+05**		
Incremental Risk Estimates								
Incremental cancer risk from vapor intrusion	**(-)**	**Cancer_Risk**	**6.04E-09**	**2.0E-10 - 1.0E-07**	**6.04E-09**	**2.0E-10 - 1.0E-07**		
Hazard quotient from vapor intrusion	**(-)**	**HQ**	**1.63E-03**	**5.4E-05 - 2.7E-02**	**1.63E-03**	**5.4E-05 - 2.7E-02**		
End of Worksheet								

Model Input

Site Name/Run Number: DTSC J&E Case

1

Toxicity/Building Parameter Source: (•) USEPA ( ) CA-DTSC

Capillary Fringe Model: (•) USEPA Default Capillary Fringe ( ) van Genuchten Moisture Retention Profile

Toggle for different capillary mod will be effective only when sourc medium = "Groundwater"

Use English / Metric Converter

Note:
-Yellow highlighted cells indicate parameters that typically are changed or must be inputted by the user.
-Dotted outline cells indicate default values that may be changed with justification.
-Toxicity values are taken from Regional Screening Level (RSL) tables and/or California Toxicity Criteria Rule (see DTSC Human Health Risk Assessment Note 10). The RSL tables are updated semi-annually and may not reflect the most current toxicity information.

Source Characteristics:	Units	Symbol	Value	Default	Potential Span	CV	Flag	Comment
Source medium		Source	Exterior Soil Gas					
Soil gas concentration	(ug/m3)	Cmedium	400		NA			
Depth below grade to soil gas sample	(m)	Ls	1.52		Vary - 50	NA		
Average vadose zone temperature	(°C)	Ts	24	24	3-30			
Calc: Source vapor concentration	(ug/m3)	Cs	400					
Calc: % of pure component saturated vapor concentration	(%)	%Sat	0.000%					

Chemical:	Units	Symbol	Value	Default	Potential Span	CV	Flag	Comment
Chemical Name		Chem	Tetrachloroethylene					
CAS No.		CAS	127-18-4					
Toxicity Factors **Toxicity/Building Parameter Source:**		**USEPA**						
Unit risk factor	$(ug/m^3)^{-1}$	IUR	2.60E-07	2.60E-07	NA	NA		
Mutagenic compound		Mut	No	NA	NA	NA		
Reference concentration	(mg/m^3)	RfC	4.00E-02	4.00E-02	NA	NA		

Chemical Properties:	Units	Symbol	Value	Default	Potential Span	CV	Flag	Comment
Pure component water solubility	(mg/L)	S	2.06E+02	2.06E+02	NA	NA		
Henry's Law Constant @ 25°C	(atm-m^3/mol)	Hc	1.77E-02	1.77E-02	NA	NA		
Calc: Henry's Law Constant @ 25°C	(dimensionless)	Hr	7.24E-01	7.24E-01				
Calc: Henry's Law Constant @ system temperature	(dimensionless)	Hs	6.88E-01	6.88E-01				
Diffusivity in air	(cm2/s)	Dair	5.05E-02	5.05E-02	NA	NA		
Diffusivity in water	(cm2/s)	Dwater	9.46E-06	9.46E-06	NA	NA		

Building Characteristics:

Select Building Assumptions
(•) Use ratio for Qsoil/Qbuilding (recommended if no site specific data available)
( ) Specify Qsoil and Qbuilding separately, calculate ratio

0.9144

	Units	Symbol	Value	Default	Potential Span	CV	Flag	Comment
Building setting		Bldg_Setting	Commercial	Commercial				

Foundation type		Found_Type	Slab-on-grade	Slab-on-grade				
Depth below grade to base of foundation	(m)	Lb	0.30	0.20	0.1 - 2.44	NA	WARNING	Value is different from default value; pl
Foundation thickness	(m)	Lf	0.30	0.20	0.1 - 0.25	NA	WARNING	Value is outside of reasonable range (0.
Fraction of foundation area with cracks	(-)	eta	0.001	0.001	0.00019-0.0019	1.00		
Enclosed space floor area	(m2)	Abf	1500.00	1500.00	80-1500	NA		
Enclosed space mixing height	(m)	Hb	9.14	3.00	2.13 - 3.05	NA	WARNING	Value is outside of reasonable range (2.
Indoor air exchange rate	(1 / hr)	ach	1.50	1.50	0.3-4.1	NA		
Qsoil/Qbuilding	(-)	Qsoil_Qb	0.0030	0.0030	0.0001 - 0.05	1.24		
Calc: Building ventilation rate	(m3/hr)	Qb	20565.00	6750.00	NA	0.30		
Calc: Average vapor flow rate into building	(m3/hr)	Qsoil	61.70	20.25	NA	NA		

Model Input **Site Name/Run Number:** DTSC J&E Case

Chemical Name: Tetrachloroethylene CAS No. 127-18-4

Depth below grade to soil gas sample: 1.52 meters

Vadose zone characteristics:	**Units**	**Symbol**	**Value**	**Default**	**Potential Span**	**CV**	**Flag**	**Comment**
Stratum A (Top of soil profile):								
Stratum A SCS soil type		SCS_A	Sand					
Stratum A thickness (from surface)	(m)	hSA	1.52					
Stratum A total porosity	(-)	nSA	0.375	0.375	NA	0.20		
Stratum A water-filled porosity	(-)	nwSA	0.054	0.054	0.053 - 0.055	0.25		
Stratum A bulk density	(g/cm^3)	rhoSA	1.660	1.660	NA	0.05		
Stratum B (Soil layer below Stratum A):								
Stratum B SCS soil type		SCS_B	Not Present					
Stratum B thickness	(m)	hSB	0.00					
Stratum B total porosity	(-)	nSB			NA	NA		
Stratum B water-filled porosity	(-)	nwSB			NA	NA		
Stratum B bulk density	(g/cm^3)	rhoSB			NA	NA		
Stratum C (Soil layer below Stratum B):								
Stratum C SCS soil type		SCS_C	Not Present					
Stratum C thickness	(m)	hSC	0.00					
Stratum C total porosity	(-)	nSC			NA	NA		
Stratum C water-filled porosity	(-)	nwSC			NA	NA		
Stratum C bulk density	(g/cm^3)	rhoSC			NA	NA		
Stratum containing soil gas sample								
Stratum A, B, or C		src_soil	Stratum A					
					NA	NA		
					NA			
					NA			

Exposure Parameters:	Units	Symbol	Value	Default	Potential Span	CV	Flag	Comment
Target risk for carcinogens	(-)	Target_CR	1.00E-06	1.00E-06	NA	NA		
Target hazard quotient for non-carcinogens	(-)	Target_HQ	1	1	NA	NA		
Exposure Scenario		Scenario	Commercial	Commercial				
Averaging time for carcinogens	(yrs)	ATc	70	70	NA	NA		
Averaging time for non-carcinogens	(yrs)	ATnc	25	25	NA	NA		
Exposure duration	(yrs)	ED	25	25	NA	NA		
Exposure frequency	(days/yr)	EF	250	250	NA	NA		
Exposure time	(hrs/24 hrs)	ET	8	8	NA	NA		
Mutagenic mode-of-action factor	(yrs)	MMOAF	72	72	NA	NA	NOTE	MMOAF not relevant for non-mutagenic

Model Output **Site Name/Run Number:** DTSC J&E Case

Chemical Name: Tetrachloroethylene **CAS No.** 127-18-4

Range is based on the reasonable range of Qsoil/Qbuilding values, as reported in the literature.

Source to Indoor Air Attenuation Factor	Units	Symbol	Value	Range	Default	Default Range	Flag
Soil gas to indoor air attenuation coefficient	**(-)**	**alpha**	**1.7E-04**	6.4E-05 - 1.8E-04	**4.3E-04**	8.3E-05 - 5.0E-04	
							WARNING

Predicted Indoor Air Concentration	Units	Symbol	Value	Range	Default	Default Range	Flag
Indoor air concentration due to vapor intrusion	(ug/m3)	**Cia**	**6.8E-02**	2.6E-02 - 7.2E-02	**1.7E-01**	3.3E-02 - 2.0E-01	
	(ppbv)		**1.0E-02**	3.8E-03 - 1.1E-02	**2.5E-02**	4.9E-03 - 2.9E-02	WARNING

Predicted Vapor Conc. Beneath Foundation	Units	Symbol	Value	Range	Default	Default Range	Flag
Subslab vapor concentration	(ug/m3)	**Css**	**2.3E+01**	1.4E+00 - 2.6E+02	**5.8E+01**	3.3E+02 - 2.0E+03	
	(ppbv)		**3.4E+00**	2.1E-01 - 3.8E+01	**8.5E+00**	4.9E+01 - 2.9E+02	

Diffusive Transport Upward Through Vadose Zone	Units	Symbol	Value	Range	Default	Default Range	Flag
Effective diffusion coefficient through Stratum A	(cm2/sec)	DeffA	8.2E-03	-	8.2E-03	-	
Effective diffusion coefficient through Stratum B	(cm2/sec)	DeffB		-		-	
Effective diffusion coefficient through Stratum C	(cm2/sec)	DeffC		-		-	
				-		-	
Effective diffusion coefficient through unsaturated zone	(cm2/sec)	DeffT	8.2E-03	-	8.2E-03	-	

Critical Parameters		Symbol	Value	Range	Default	Default Range	Flag
α for diffusive transport from source to building with dirt floor foundation	(-)	A_Param	1.8E-04	-	5.0E-04		
Pe (Peclet Number) for transport through the foundation (advection / diffusion)	(-)	B_Param	4.1E+03	1.4E+02 - 6.8E+04	9.0E+02	3.0E+01 - 1.5E+04	
α for convective transport from subslab to building	(-)	C_Param	3.0E-03	1.0E-04 - 5.0E-02	3.0E-03	1.0E-04 - 5.0E-02	

Interpretation

Advection is the dominant mechanism across the foundation.
Diffusion through soil is the overall rate limiting process.

The Soil Gas Profile Plot has been moved to "MEASURED_SOIL_GAS_CONC." tab for side-by-side comparison.



Critical Parameters

Hb, Ls, DeffT, ach

Maximum measured soil gas below modeled depth.

Non-Critical Parameters

Qsoil_Qb, Lf, DeffA, eta

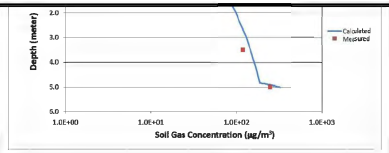

Please check WARNING or ERROR flags

Model Output Site Name/Run Number: DTSC J&E Case

Chemical Name: Tetrachloroethylene **CAS No. 127-18-4**

Risk Calculations		Units	Symbol	Value	Range	Default	Range	Flag
Risk-Based Target Screening Levels	**Scenario: Commercial**							
Target risk for carcinogens		(-)	Target_CR	1E-06	-	1E-06	-	
Target hazard quotient for noncarcinogens		(-)	Target_HQ	1	-	1	-	
Target indoor air concentration		**(ug/m3)**	**Target_IA**	**4.72E+01**	-	**4.72E+01**	-	Target indoor air concentration based o
		(ppbv)		**6.96E+00**	-	**6.96E+00**	-	
Target soil gas concentration		**(ug/m3)**	**Target_SV**	**2.76E+05**	**2.6E+05 - 7.3E+05**	**1.09E+05**	**9.4E+04 - 5.7E+05**	
Incremental Risk Estimates								
Incremental cancer risk from vapor intrusion		**(-)**	**Cancer_Risk**	**1.45E-09**	**5.5E-10 - 1.5E-09**	**3.66E-09**	**7.1E-10 - 4.2E-09**	
Hazard quotient from vapor intrusion		**(-)**	**HQ**	**3.90E-04**	**1.5E-04 - 4.1E-04**	**9.86E-04**	**1.9E-04 - 1.1E-03**	
End of Worksheet								