Appendix A

Transportation Analysis

FEHR PEERS

Final Memorandum

Date: July 16, 2025

To: Deirdre Clem, Cal Poly Humboldt Facilities Management

cc: Marianne Lowenthal and Chris Mundhenk, Ascent Environmental

From: Ian Barnes, PE, and Bruno Lertora, Fehr & Peers

Subject: Cal Poly Humboldt Foster Campus Connectivity Project CEQA Transportation Analysis

WC23-3979

This technical memorandum documents the California Environmental Quality Act (CEQA) transportation analysis results for the proposed Cal Poly Humboldt Foster Campus Connectivity Project (project). This analysis reflects updated CEQA analysis procedures identified in the *California State University Transportation Impact Study Manual* (CSU TISM) and further discussions with CSU Chancellor's Office environmental staff.

The primary purpose of this evaluation is to provide a CEQA-compliant analysis of transportation system impacts, including an analysis of vehicle-miles traveled (VMT) per the CSU TISM and the State Office of Planning and Research's *Technical Advisory on Evaluating Transportation Impacts in CEQA*.

Project Description

The project site is located at 2000 Foster Avenue, west of the Cal Poly Humboldt campus in the City of Arcata. The project site is bound by the McDaniel Slough to the east, Stewart Avenue to the north, Janes Road to the west, and Foster Avenue to the south. The site is currently unoccupied. The proposed project aims to construct a parking facility with up to 212 spaces. The project will include a bus island which will serve transit lines connecting students and faculty to campus and other locations. The proposed project does not include an increase in enrollment at the University. Both vehicular and emergency vehicle access to the project site would be provided via Foster Avenue.

The project site will be supported by shuttle service to/from campus at 15-minute headways. In addition to the 2000 Foster Avenue shuttle stop, the shuttle will also stop in the vicinity of 17th

Street/Q Street to intercept potential transit riders coming from the neighborhood to the south of the project site. By providing high-quality transit service, pedestrian trips along Foster Avenue will be minimized.

Existing Transportation System

As noted previously, public vehicular access to the site will be provided via Foster Avenue. Bicycle and pedestrian access will be provided via a new Class I multi-use trial proposed along Foster Avenue.

Foster Avenue is an east-west local street with one travel lane in each direction. Currently it connects with Q Street and 17 Street to the south and stretches all the way to the west end of the city where it turns into Jackson Ranch Road. The posted speed limit along Foster Avenue is 25 miles per hour. There are sidewalks and bike facilities present on Foster Avenue east of the McDaniel Slough; no pedestrian or dedicated bike facilities are found west of the slough.

Analysis Methods

The following discusses our analysis methods and assumptions for the assessment.

CEQA Transportation Analysis

As noted previously, the project is being analyzed under the auspices of the latest CEQA Guidelines and the CSU TISM. For CEQA Transportation analysis, projects are generally required to respond to the following CEQA Guidelines Appendix G checklist questions:

Would the project:

a) Conflict with a program, plan, ordinance, or policy addressing the circulation system, including transit, roadway, bicycle, and pedestrian facilities?
b) Conflict or be inconsistent with CEQA Guidelines section 15064.3, subdivision (b)?
c) Substantially increase hazards due to a geometric design feature (e.g., sharp curves or dangerous intersections) or incompatible uses (e.g., farm equipment)?
d) Result in inadequate emergency access?

Criterion B is the formal implementation of the Senate Bill (SB) 743 requirement to analyze VMT as part of the CEQA Transportation section. Under SB 743, congestion related project effects (such as those measured by level of service or similar metrics) are deemed to be ***less-than-significant*** by statute. Relevant subsections of CEQA Guidelines section 15064.3(b) for the project read as follows:

(1) **Land Use Projects.** *Vehicle-miles traveled exceeding an applicable threshold of significance may indicate a significant impact. Generally, projects within one half-mile of either an existing major transit stop or a stop along an existing high-quality transit corridor should be presumed to cause a less than significant transportation impact. Projects that decrease vehicle-miles traveled in the project area compared to existing conditions should be presumed to have a less than significant transportation impact.*

(4) **Methodology**. *A lead agency has discretion to choose the most appropriate methodology to evaluate a project's vehicle miles traveled, including whether to express the change in absolute terms, per capita, per household or in any other measure. A lead agency may use models to estimate a project's vehicle miles traveled and may revise those estimates to reflect professional judgment based on substantial evidence. Any assumptions used to estimate vehicle miles traveled and any revisions to model outputs should be documented and explained in the environmental document prepared for the project. The standard of adequacy in Section 15151 shall apply to the analysis described in this section.*

As noted above, the California State University System, in its capacity as lead agency, has the ability to select the methodology and CEQA significance criteria for use in the CEQA transportation section. CEQA transportation impact significance criteria are provided in the following section.

CEQA Transportation Impact Criteria

CEQA impacts are identified based on a project's VMT per capita and its effects on pedestrian, bicycle, and transit modes of travel. For land use projects, intersection operation impacts (such as those measured by congestion-based metrics such as level of service) are specifically excluded from CEQA consideration per CEQA Guidelines §15064.3 and Senate Bill 743. The detailed CEQA transportation section impact criteria are presented below.

Vehicle-Miles Traveled (VMT)

The State Office of Planning and Research (OPR), in their *Technical Advisory on the Evaluation of Transportation Impacts in CEQA* (December 2018), provided non-binding guidance on thresholds that can be used to analyze CEQA transportation impacts, using VMT as the quantified metric for evaluation. In its capacity as lead agency, the California State University System has adopted the *Technical Advisory* VMT metrics, methodologies, and thresholds as summarized in the CSU TISM. The basis of these OPR-recommended thresholds includes state climate planning documents and legislation.

CEQA Guidelines §15064.3(a) notes that, for the purposes of §15064.3 and CEQA Transportation analysis, VMT "refers to the amount and distance of automobile travel attributable to a project." This statement has been interpreted by OPR to mean automobile and light-duty truck travel (e.g.,

pickup trucks). For many residential land uses, the amount and distance of automobile travel is the overwhelming component of weekday daily VMT. OPR notes that heavy-duty truck VMT could be included for convenience and ease of calculation, if a lead agency chooses to include it in the calculations, but is not required.

In the *Technical* Advisory, OPR recommended thresholds and calculation approaches for three project types: residential, office, and retail. The thresholds and calculation approaches noted in the *Technical Advisory* are in part based on the legislative intent of SB 743, which include (1) promoting infill development, (2) promoting healthy communities by encouraging active transportation, and (3) helping California meet its statewide climate targets. In essence, the switch to VMT measures the efficiency of land use patterns and streamlines development that enhances a diversity of land uses and access to common goods and commercial/public services.

The CSU TISM recommends a significance threshold of 15% below existing VMT for project-level impacts associated with specific projects when measuring VMT on a per person or per capita basis, but there are no recommended VMT significance thresholds for parking projects. Upon discussion with CSU's Office of the Chancellor, Total VMT per Service Population was adopted as the metric and a net change of Total VMT per Service Population as the threshold. Because the project does not propose to increase student enrollment, the project would create a significant impact related to VMT if there is a net positive change in total VMT.

Public Transit System

The project would create a significant impact related to public transit service if either of the following criteria are met:

- The project generates a substantial increase in public transit riders that cannot be adequately served by existing public transit services; or,
- The project conflicts with existing or planned public transit facilities.

Pedestrian System

The project would create a significant impact related to the pedestrian system if any of the following criteria are met:

- The project design would not provide or would eliminate pedestrian facilities to connect to the area circulation system, or
- The project design would create hazardous conditions for pedestrians due to geometric design feature or introduction of incompatible uses, or
- The project conflicts with existing or planned pedestrian facilities.

Bicycle System

The project would create a significant impact related to the bicycle system if any of the following criteria are met:

- The project design would not provide or would eliminate bicycle facilities that connect to the area circulation system; or
- The project design would create hazardous conditions for bicyclists due to geometric design feature or introduction of incompatible uses; or
- The project conflicts with existing or planned bicycle facilities.

Vehicle System Hazard Impacts

The project would create a significant impact related to the vehicle system if any of the following criteria are met:

- The project design would substantially increase hazards due to a geometric design feature, or
- The project introduces incompatible vehicle uses to the system.

Note that, per Senate Bill 743 and CEQA Guidelines §15064.3, circulation system impacts as measured by metrics such as level of service are considered to be ***less-than-significant*** by statute.

Emergency Access

The project would create a significant impact related to emergency vehicle access if the following criterion is met:

- The project incorporates design features that limit or result in inadequate emergency vehicle access.

CEQA VMT Analysis

As noted previously in the CEQA significance criteria for VMT impacts discussion, Total VMT per Service Population was selected as the metric for this analysis. The two components needed to calculate Total VMT are trip generation and average trip length. Regarding trip generation, based on the "Parking Market Demand Study" prepared by Walker Consultants in 2018 (Walker Study), peak occupancy of parking spaces on campus is close to 100%. The study's conclusions suggest the parking supply is saturated and latent demand exists. Consequently, it can be presumed that the 212 proposed parking spaces proposed (Project Scenario) will be occupied.

Furthermore, the Humboldt State University 2004 Master Plan was approved to construct a total of 4,745 parking stalls in campus. The Master Plan identifies a future parking structure, which would provide up to 1,000 parking spaces, east of Union Street and north of 17th Street. However, this parking structure would be located on land that is not currently controlled by Cal Poly Humboldt and, as such, is not considered reasonably foreseeable. In addition, a further 37 existing parking stalls will be removed to allow for the development of approved projects. Based on discussions with CSU's Office of the Chancellor, it was determined that the project could take credit for the VMT reduction associated with these 1,037 parking spaces that either will not be built or that will be removed from the current parking supply on campus.

Given the aforementioned conclusions from the Walker Study, it can be assumed that the Project Scenario would generate fewer trips than the parking spaces that have been approved but have not been built (Baseline Scenario). Parking turnover throughout the day is anticipated, but the frequency with which vehicles enter and exit the area will not vary between the Baseline Scenario and remote parking locations Project Scenario, and therefore it does not change the VMT conclusions. Then, in order to simplify the VMT calculations, it can be presumed that each parking spot proposed by the project would generate around two trips per day—one inbound trip to the project site in the AM peak period, and an outbound trip from the project site in the PM peak period.

For trip lengths considerations, GPS-based "Big Data" regarding campus-related trips was analyzed to estimate the average trip length of vehicles commuting to and from campus. The analysis found that the average one-way trip length is 5.7 miles. Given that the project site is located outside of campus, it is reasonable to expect an increase in the trip length of vehicles parking at the project site. Based on the distance between campus and the project site, and the main routes to and from campus, a one-mile increase in driving distances was assumed, resulting in a trip length of 6.7 miles for vehicles driving to the project site.

As shown in **Table 1** below, the Total VMT for the baseline scenario, which includes the 1,000 approved but not built parking spaces and the 37 existing spaces to be removed, is greater than the Total VMT that the 212 off-campus parking spaces proposed by the project would generate. This results in a net decrease in VMT, indicating that the impact to VMT from the project is ***less-than-significant.*** No mitigation measures are needed.

Table 1: Vehicle-Miles Traveled (VMT) Calculation

	Baseline Scenario	Project Scenario	Change in Total VMT
Parking Spots	1,037	212	-
Trip Generation	2,074	424	-
Trip Length	5.7	6.7	-
Total VMT	11,822	2,841	**-8,981**

Source: Fehr & Peers, 2024.

CEQA Transit, Pedestrian, and Bicycle Impacts

This following section evaluates the project's potential impacts on multimodal transportation under Existing with Project conditions.

Transit

The project area is served by the Arcata & Mad River Transit System (A&MRTS), which provides fixed-route transit service within the City of Arcata. Additionally, paratransit service is also available for those who are unable to independently use the transit system due to medical and other conditions. The nearest public transit stop is located about 0.2 miles from the project site at the intersection of Foster Avenue and Alliance Road, which is served by the A&MRTS Green, Gold, and Orange routes running on weekdays with hourly headways. The transit system is expected to accommodate project-generated demand for transit services as the project is proposing to provide a shuttle to transport students between the parking lot and campus Monday through Friday at 15 minutes intervals. The project is not expected to conflict with existing or planned transit facilities. Therefore, impacts to transit are ***less-than-significant***.

Pedestrian and Bicycle Systems

There is currently a sidewalk on Foster Avenue east of the McDanial Slough, but no sidewalk on either side of Foster Avenue at the project location. Alliance Road currently has a Class II bike lane between Spear Avenue and 11th Street, where it turns into a Class III bike route. According to the *Arcata General Plan 2045 (Draft 2023)*, Foster Avenue is planned to have segments of Class I multi-use paths and Class II bike lanes which would continue through Sunset Avenue, G Street, and H Street.

As noted previously, the project site will be served by a shuttle system operating at 15-minute headways. This shuttle service would meet the definition of high-quality transit per the Public Resources Code (Section 21155). Accordingly, it is likely that the shuttle service would serve as the connection between parking lot and the University, and thus few (if any) pedestrian and bicycle trips would be generated by the proposed site. Because the new shuttle service would be

attractive for nearby residents, a shuttle stop at 17th Street/Q Street is proposed in order to intercept riders from nearby areas before they must walk along the portion of Foster Avenue without sidewalks. Because the project does not eliminate or preclude bicycle and pedestrian facilities, nor does it create hazardous conditions for these modes, the impacts to the pedestrian and bicycle modes are ***less-than-significant.***

It is recommended that the project includes wayfinding signage to guide pedestrians and cyclists to and from key locations beyond the project site such as the University and downtown Arcata via available transit routes.

CEQA Vehicle System Hazard Impacts

Vehicular site access will be provided via two proposed driveways along Foster Avenue, a local road with a posted speed limit of 25 miles per hour. The width of the driveways is 30 feet. The throat lengths of the driveways, when measured from the roadway to the first conflict point, are approximately 50 and 80 feet, respectively. The length when measured from the back of sidewalk is 35 feet minimum. The throat lengths and widths would be adequate for vehicles entering and exiting the parking area. There is no existing on-street parking directly in front of the project site, and the conceptual site plan does not propose any on-street parking.

Stopping sight distance is a critical factor that ensures drivers have enough time and space to stop to avoid hazards. According to Table 201.1 of the Caltrans *Highway Design Manual*, the stopping sight distance at 25 miles per hour is 150 feet. The sight distance entering the project site at both driveways appears to be more than 150 feet, indicating that the sight distance should be adequate. It is strongly recommended that the final site plan be reviewed for potential sight distance impediments including new signs, above ground utility boxes, or landscaping proposed in the sight triangle.

Overall, the project does not introduce incompatible uses to the roadway system, nor would it introduce geometric features that would result in hazardous conditions. Thus, the project's impact to the vehicle system is ***less-than-significant***. The preceding finding is related to the project's interface with the public roadway system and the project's effect on hazards to the public roadway system; site design recommendations are presented later in this memorandum.

CEQA Emergency Access Impacts

Factors such as number of access points, roadway width, and proximity to fire stations determine whether a project provides sufficient emergency access. The closest fire station to the project site is located approximately one mile to the southeast of the project site at 9th Street and F Street.

The project site includes two access points for emergency vehicles, both approximately 30 feet wide. The site plan also includes driveways off Foster Avenue for public vehicular access. The internal driving aisles are 25- and 30-foot-wide, respectively, sufficient for emergency vehicle circulation. The University will collaborate with the City to integrate the design of the development into the City's emergency response and evacuation plans for wildfires, floods, and other potential emergency situations. It is strongly recommended that the final site plan be reviewed and approved by the City's Fire Chief.

The proposed on-site roadway design provides adequate emergency vehicle circulation and sufficient clearance to accommodate likely emergency vehicle movements. Therefore, the project's impacts to emergency vehicles are ***less-than-significant***.

Site Plan Review

This section analyzes site access and internal circulation for vehicles, pedestrians, and bicyclists. The recommendations provided in this section are not CEQA mitigation measures and are provided for informational purposes only. **Figure 1** includes the proposed site plan.

The project can be accessed via Foster Avenue approximately one mile west of the US 101/ Sunset Avenue undercrossing. The project driveways connect the site's internal driving aisles to Foster Avenue. The 30-foot-wide driving aisle looping around the site, as well as the 25-foot-wide driving aisles between the 90-degree parking stalls, comply with the Arcata Municipal Code and are sufficient for two-way vehicle circulation and emergency vehicle circulation. The project provides standard and ADA parking stalls, as well as a bus island located at the north-end of the site.

The site circulation layout is designed to accommodate emergency vehicle access. Vehicle circulation diagrams provided as part of the site plan demonstrate that large vehicles, including fire trucks, can navigate the internal drive aisles and complete turning movements throughout the site. Pedestrian infrastructure is limited. The site does not provide sidewalks or dedicated walkways within the parking area or along Foster Avenue. However, one marked crosswalk is included on-site to provide a connection between the ADA parking area and the shuttle boarding island.

The absence of continuous pedestrian pathways and limited crossing infrastructure may constrain safe and accessible circulation within the site, particularly for individuals traveling on foot between general parking stalls and the shuttle area. Pedestrian movement outside of the single crosswalk would occur within shared vehicle aisles, which may reduce visibility and predictability for both drivers and pedestrians.

Recommendations to enhance circulation and support user safety and wayfinding include are provided below:

- Provide pedestrian pathways throughout the site to allow safe pedestrian access to the parking stalls as well as the bus island
- Provide high-visibility crossings between the driving aisles and by using patterns or raised crossings
- Add pedestrian crossing signage throughout the site, especially around the bus island
- Add wayfinding signage to different parking areas (ADA parking, bike parking)
- Provide short-term (typically in the form of bicycle racks) and long-term (typically in a secured bike room or bike lockers) bicycle parking

Conclusion

Based on the analysis presented in this memorandum, the project would result in ***less-than-significant impacts*** under the CEQA Transportation section, and no mitigation measures are required.

This completes our CEQA Transportation assessment for the proposed Cal Poly Humboldt Foster Campus Connectivity Project in the City of Arcata. Please call Bruno Lertora at (925) 357-3373 with any questions.

Attachments

Figure 1 Project Site Plan

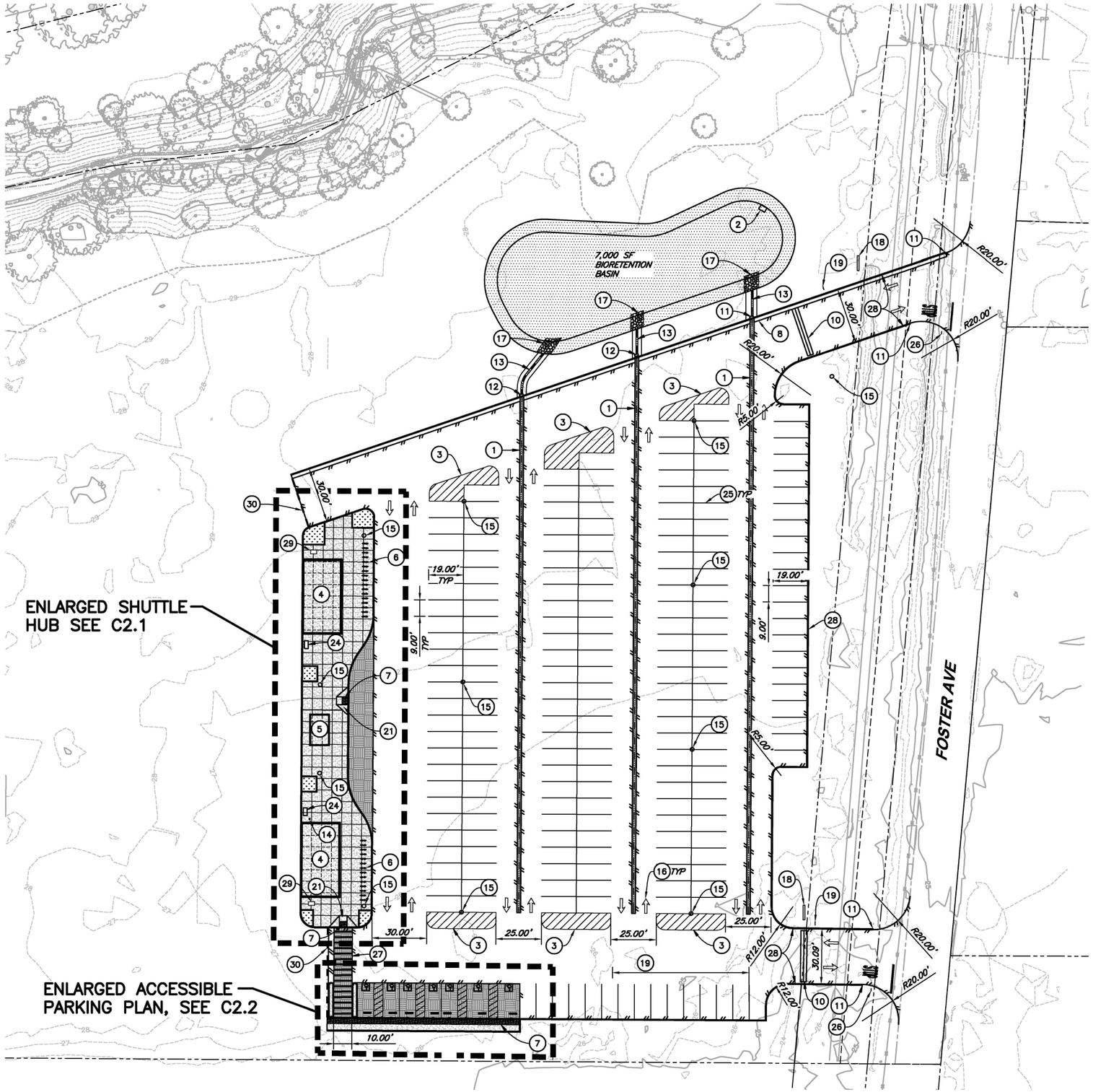

PLAN
1"=30'

KEYNOTES

NO.	DESCRIPTION	DETAIL REFERENCE
1	CONCRETE VALLEY GUTTER	DETAIL 8/SHEET C6.3
2	DRAIN INLET	DETAIL 1/SHEET C6.5
3	END ROW STRIPING	–
4	BIKE SHELTER	DETAIL 1/SHEET C6.8
5	BUS SHELTER	DETAIL 1/SHEET C6.8
6	BIKE RACKS	DETAIL 2/SHEET C6.8
7	DETECTABLE WARNING SURFACE	DETAIL 4/SHEET C6.4
8	CURB AND GUTTER	DETAIL 9/SHEET C6.3
9	ASPHALT DIKE	DETAIL 7/SHEET C6.6
10	SPEED HUMP	DETAIL 6/SHEET C6.6
11	CURB END	DETAIL 10/SHEET C6.3
12	GUTTER DEPRESSION	DETAIL 6/SHEET C6.5
13	ROCK–LINED DRAINAGE SWALE	DETAIL 5/SHEET C6.5
14	HOSE BIBB	DETAIL 5/SHEET C6.6
15	LIGHT STANDARD	SEE ELECTRICAL PLANS
16	DIRECTIONAL ARROW STRIPING	DETAIL 3/SHEET C6.6
17	ENERGY DISSIPATOR	–
18	CAL POLY HUMBOLDT MONUMENT ENTRY SIGN	DETAIL 1/SHEET C6.6
19	UNAUTHORIZED VEHICLE SIGN (R100B)	DETAIL 1&2/SHEET C6.4
20	CURB AND SIDEWALK	DETAIL 2/SHEET C6.3
21	CURB RAMP	DETAIL 5/SHEET C6.4
22	FLUSH WALK	–
23	WHEEL STOP	DETAIL 3/SHEET C6.4
24	TRASH RECEPTACLE	DETAIL 3/SHEET C6.8
25	PARKING STALL STRIPING	–
26	STOP SIGN	DETAIL 1/SHEET C6.6
27	CROSSWALK	DETAIL 8/SHEET C6.6
28	CONCRETE CURB	DETAIL 6/SHEET C6.3
29	WATER VAULT	DETAIL 4/SHEET C6.6
30	CALTRANS TYPE E DIKE	DETAIL 7/SHEET C6.6

LEGEND

HATCH	DESCRIPTION	DETAIL REFERENCE
	BIORETENTION AREA	DETAIL 1/SHEET C6.7
	STANDARD PLANTER AREA	–
	PEDESTRIAN CONCRETE PAVING	DETAIL 2/SHEET C6.3
	VEHICULAR CONCRETE PAVING	DETAIL 3/SHEET C6.3
	AC PAVING	DETAIL 7/SHEET C6.3
	CALTRANS TYPE E DIKE	DETAIL 7/SHEET C6.6

SHN
812 W. WABASH AVE.
EUREKA, CA. 95501
WWW.SHN-ENGR.COM
707-441-8855

VERIFY SCALES

BAR IS ONE INCH ON ORIGINAL DRAWING
0 1" 2"
IF NOT ONE INCH ON THIS SHEET, ADJUST SCALES ACCORDINGLY

NOT FOR CONSTRUCTION

REGISTERED PROFESSIONAL ENGINEER
JARED S. O'BANR
No. 76125
CIVIL
STATE OF CALIFORNIA

NO.	DATE	REVISION	BY

CAL POLY HUMBOLDT
FOSTER CAMPUS CONNECTIVITY PROJECT
ARCATA, CALIFORNIA

SITE PLAN

DATE	DSGN
05/2025	CC
PROJ. NO.	DR CDN/JWF
023165	CHK JSO
SHEET	
C2.0	

95% CONSTRUCTION DOCUMENTS

Cal Poly Humboldt Campus Connecti

SAVED: 5/16/2025 9:54 AM JFOSTER, PLOTTED: 5/16/2025 10:02 AM JOHN FOSTER
P:\Eureka\2023\023165-CPH-Parking\Dwgs\023165-SITE.dwg

Appendix B

Air Quality, Greenhouse Gas Emissions, and Energy Modeling Calculations

Foster 212 Detailed Report

Table of Contents

1. Basic Project Information

1.1. Basic Project Information

1.2. Land Use Types

1.3. User-Selected Emission Reduction Measures by Emissions Sector

2. Emissions Summary

2.1. Construction Emissions Compared Against Thresholds

2.2. Construction Emissions by Year, Unmitigated

2.4. Operations Emissions Compared Against Thresholds

2.5. Operations Emissions by Sector, Unmitigated

3. Construction Emissions Details

3.1. Site Preparation (2025) - Unmitigated

3.3. Grading (2025) - Unmitigated

3.5. Paving (2026) - Unmitigated

3.7. Architectural Coating (2026) - Unmitigated

4. Operations Emissions Details

4.1. Mobile Emissions by Land Use

4.1.1. Unmitigated

4.2. Energy

4.2.1. Electricity Emissions By Land Use - Unmitigated

4.2.3. Natural Gas Emissions By Land Use - Unmitigated

4.3. Area Emissions by Source

4.3.1. Unmitigated

4.4. Water Emissions by Land Use

4.4.1. Unmitigated

4.5. Waste Emissions by Land Use

4.5.1. Unmitigated

4.6. Refrigerant Emissions by Land Use

4.6.1. Unmitigated

4.7. Offroad Emissions By Equipment Type

4.7.1. Unmitigated

4.8. Stationary Emissions By Equipment Type

4.8.1. Unmitigated

4.9. User Defined Emissions By Equipment Type

4.9.1. Unmitigated

4.10. Soil Carbon Accumulation By Vegetation Type

4.10.1. Soil Carbon Accumulation By Vegetation Type - Unmitigated

4.10.2. Above and Belowground Carbon Accumulation by Land Use Type - Unmitigated

4.10.3. Avoided and Sequestered Emissions by Species - Unmitigated

5. Activity Data

5.1. Construction Schedule

5.2. Off-Road Equipment

5.2.1. Unmitigated

5.3. Construction Vehicles

5.3.1. Unmitigated

5.4. Vehicles

5.4.1. Construction Vehicle Control Strategies

5.5. Architectural Coatings

5.6. Dust Mitigation

5.6.1. Construction Earthmoving Activities

5.6.2. Construction Earthmoving Control Strategies

5.7. Construction Paving

5.8. Construction Electricity Consumption and Emissions Factors

5.9. Operational Mobile Sources

5.9.1. Unmitigated

5.10. Operational Area Sources

5.10.1. Hearths

5.10.1.1. Unmitigated

5.10.2. Architectural Coatings

5.10.3. Landscape Equipment

5.11. Operational Energy Consumption

5.11.1. Unmitigated

5.12. Operational Water and Wastewater Consumption

5.12.1. Unmitigated

5.13. Operational Waste Generation

5.13.1. Unmitigated

5.14. Operational Refrigeration and Air Conditioning Equipment

5.14.1. Unmitigated

5.15. Operational Off-Road Equipment

5.15.1. Unmitigated

5.16. Stationary Sources

5.16.1. Emergency Generators and Fire Pumps

5.16.2. Process Boilers

5.17. User Defined

5.18. Vegetation

5.18.1. Land Use Change

5.18.1.1. Unmitigated

5.18.1. Biomass Cover Type

5.18.1.1. Unmitigated

5.18.2. Sequestration

5.18.2.1. Unmitigated

6. Climate Risk Detailed Report

6.1. Climate Risk Summary

6.2. Initial Climate Risk Scores

6.3. Adjusted Climate Risk Scores

6.4. Climate Risk Reduction Measures

7. Health and Equity Details

7.1. CalEnviroScreen 4.0 Scores

7.2. Healthy Places Index Scores

7.3. Overall Health & Equity Scores

7.4. Health & Equity Measures

7.5. Evaluation Scorecard

7.6. Health & Equity Custom Measures

8. User Changes to Default Data

1. Basic Project Information

1.1. Basic Project Information

Data Field	Value
Project Name	Foster 212
Construction Start Date	10/15/2025
Operational Year	2026
Lead Agency	—
Land Use Scale	Project/site
Analysis Level for Defaults	County
Windspeed (m/s)	2.90
Precipitation (days)	59.2
Location	40.88026602999875, -124.09472948531024
County	Humboldt
City	Unincorporated
Air District	North Coast Unified APCD
Air Basin	North Coast
TAZ	108
EDFZ	2
Electric Utility	Pacific Gas & Electric Company
Gas Utility	Pacific Gas & Electric
App Version	2022.1.1.29

1.2. Land Use Types

Land Use Subtype	Size	Unit	Lot Acreage	Building Area (sq ft)	Landscape Area (sq ft)	Special Landscape Area (sq ft)	Population	Description
Parking Lot	212	Space	1.91	0.00	1.50	0.50	—	—

1.3. User-Selected Emission Reduction Measures by Emissions Sector

No measures selected

2. Emissions Summary

2.1. Construction Emissions Compared Against Thresholds

Criteria Pollutants (lb/day for daily, ton/yr for annual) and GHGs (lb/day for daily, MT/yr for annual)

Un/Mit.	TOG	ROG	NOx	CO	SO2	PM10E	PM10D	PM10T	PM2.5E	PM2.5D	PM2.5T	BCO2	NBCO2	CO2T	CH4	N2O	R	CO2e
Daily, Winter (Max)	—	—	—	—	—	—	—	—	—	—	—	—	—	—	—	—	—	—
Unmit.	11.6	11.6	31.1	28.3	0.08	1.27	14.3	15.6	1.17	6.70	7.87	—	8,032	8,032	0.20	0.57	0.19	8,208
Average Daily (Max)	—	—	—	—	—	—	—	—	—	—	—	—	—	—	—	—	—	—
Unmit.	0.22	0.21	1.10	1.02	< 0.005	0.04	0.51	0.55	0.04	0.24	0.28	—	279	279	0.01	0.02	0.10	285
Annual (Max)	—	—	—	—	—	—	—	—	—	—	—	—	—	—	—	—	—	—
Unmit.	0.04	0.04	0.20	0.19	< 0.005	0.01	0.09	0.10	0.01	0.04	0.05	—	46.2	46.2	< 0.005	< 0.005	0.02	47.1

2.2. Construction Emissions by Year, Unmitigated

Criteria Pollutants (lb/day for daily, ton/yr for annual) and GHGs (lb/day for daily, MT/yr for annual)

Year	TOG	ROG	NOx	CO	SO2	PM10E	PM10D	PM10T	PM2.5E	PM2.5D	PM2.5T	BCO2	NBCO2	CO2T	CH4	N2O	R	CO2e
Daily - Summer (Max)	—	—	—	—	—	—	—	—	—	—	—	—	—	—	—	—	—	—
Daily - Winter (Max)	—	—	—	—	—	—	—	—	—	—	—	—	—	—	—	—	—	—
2025	3.57	2.99	31.1	28.3	0.08	1.27	14.3	15.6	1.17	6.70	7.87	—	8,032	8,032	0.20	0.57	0.19	8,208
2026	11.6	11.6	4.48	7.10	0.01	0.18	0.08	0.27	0.17	0.02	0.19	—	1,078	1,078	0.05	0.01	0.01	1,082

Average Daily	—	—	—	—	—	—	—	—	—	—	—	—	—	—	—	—	—	—
2025	0.13	0.11	1.10	1.02	< 0.005	0.04	0.51	0.55	0.04	0.24	0.28	—	279	279	0.01	0.02	0.10	285
2026	0.22	0.21	0.32	0.50	< 0.005	0.01	0.01	0.02	0.01	< 0.005	0.01	—	75.7	75.7	< 0.005	< 0.005	0.01	76.1
Annual	—	—	—	—	—	—	—	—	—	—	—	—	—	—	—	—	—	—
2025	0.02	0.02	0.20	0.19	< 0.005	0.01	0.09	0.10	0.01	0.04	0.05	—	46.2	46.2	< 0.005	< 0.005	0.02	47.1
2026	0.04	0.04	0.06	0.09	< 0.005	< 0.005	< 0.005	< 0.005	< 0.005	< 0.005	< 0.005	—	12.5	12.5	< 0.005	< 0.005	< 0.005	12.6

2.4. Operations Emissions Compared Against Thresholds

Criteria Pollutants (lb/day for daily, ton/yr for annual) and GHGs (lb/day for daily, MT/yr for annual)

Un/Mit.	TOG	ROG	NOx	CO	SO2	PM10E	PM10D	PM10T	PM2.5E	PM2.5D	PM2.5T	BCO2	NBCO2	CO2T	CH4	N2O	R	CO2e
Daily, Summer (Max)	—	—	—	—	—	—	—	—	—	—	—	—	—	—	—	—	—	—
Unmit.	2.37	2.21	2.25	12.9	0.02	0.03	2.03	2.06	0.03	0.52	0.55	0.00	2,492	2,492	0.16	0.15	10.4	2,551
Daily, Winter (Max)	—	—	—	—	—	—	—	—	—	—	—	—	—	—	—	—	—	—
Unmit.	2.42	2.25	2.49	14.4	0.02	0.03	2.03	2.06	0.03	0.52	0.55	0.00	2,490	2,490	0.18	0.16	0.27	2,543
Average Daily (Max)	—	—	—	—	—	—	—	—	—	—	—	—	—	—	—	—	—	—
Unmit.	0.09	0.08	0.20	1.01	< 0.005	< 0.005	0.21	0.21	< 0.005	0.05	0.06	0.00	294	294	0.01	0.01	0.48	298
Annual (Max)	—	—	—	—	—	—	—	—	—	—	—	—	—	—	—	—	—	—
Unmit.	0.02	0.01	0.04	0.18	< 0.005	< 0.005	0.04	0.04	< 0.005	0.01	0.01	0.00	48.6	48.6	< 0.005	< 0.005	0.08	49.4

2.5. Operations Emissions by Sector, Unmitigated

Criteria Pollutants (lb/day for daily, ton/yr for annual) and GHGs (lb/day for daily, MT/yr for annual)

Sector	TOG	ROG	NOx	CO	SO2	PM10E	PM10D	PM10T	PM2.5E	PM2.5D	PM2.5T	BCO2	NBCO2	CO2T	CH4	N2O	R	CO2e

Daily, Summer (Max)	—	—	—	—	—	—	—	—	—	—	—	—	—	—	—	—	—	—
Mobile	2.35	2.19	2.25	12.9	0.02	0.03	2.03	2.06	0.03	0.52	0.55	—	2,451	2,451	0.16	0.15	10.4	2,510
Area	0.02	0.02	0.00	0.00	0.00	0.00	—	0.00	0.00	—	0.00	—	0.00	0.00	0.00	0.00	—	0.00
Energy	0.00	0.00	0.00	0.00	0.00	0.00	—	0.00	0.00	—	0.00	—	40.7	40.7	0.01	< 0.005	—	41.1
Water	—	—	—	—	—	—	—	—	—	—	—	0.00	< 0.005	< 0.005	< 0.005	< 0.005	—	< 0.005
Waste	—	—	—	—	—	—	—	—	—	—	—	0.00	0.00	0.00	0.00	0.00	—	0.00
Total	2.37	2.21	2.25	12.9	0.02	0.03	2.03	2.06	0.03	0.52	0.55	0.00	2,492	2,492	0.16	0.15	10.4	2,551
Daily, Winter (Max)	—	—	—	—	—	—	—	—	—	—	—	—	—	—	—	—	—	—
Mobile	2.40	2.23	2.49	14.4	0.02	0.03	2.03	2.06	0.03	0.52	0.55	—	2,449	2,449	0.17	0.16	0.27	2,502
Area	0.02	0.02	—	—	—	—	—	—	—	—	—	—	—	—	—	—	—	—
Energy	0.00	0.00	0.00	0.00	0.00	0.00	—	0.00	0.00	—	0.00	—	40.7	40.7	0.01	< 0.005	—	41.1
Water	—	—	—	—	—	—	—	—	—	—	—	0.00	< 0.005	< 0.005	< 0.005	< 0.005	—	< 0.005
Waste	—	—	—	—	—	—	—	—	—	—	—	0.00	0.00	0.00	0.00	0.00	—	0.00
Total	2.42	2.25	2.49	14.4	0.02	0.03	2.03	2.06	0.03	0.52	0.55	0.00	2,490	2,490	0.18	0.16	0.27	2,543
Average Daily	—	—	—	—	—	—	—	—	—	—	—	—	—	—	—	—	—	—
Mobile	0.07	0.05	0.20	1.01	< 0.005	< 0.005	0.21	0.21	< 0.005	0.05	0.06	—	253	253	0.01	0.01	0.48	257
Area	0.02	0.02	0.00	0.00	0.00	0.00	—	0.00	0.00	—	0.00	—	0.00	0.00	0.00	0.00	—	0.00
Energy	0.00	0.00	0.00	0.00	0.00	0.00	—	0.00	0.00	—	0.00	—	40.7	40.7	0.01	< 0.005	—	41.1
Water	—	—	—	—	—	—	—	—	—	—	—	0.00	< 0.005	< 0.005	< 0.005	< 0.005	—	< 0.005
Waste	—	—	—	—	—	—	—	—	—	—	—	0.00	0.00	0.00	0.00	0.00	—	0.00
Total	0.09	0.08	0.20	1.01	< 0.005	< 0.005	0.21	0.21	< 0.005	0.05	0.06	0.00	294	294	0.01	0.01	0.48	298
Annual	—	—	—	—	—	—	—	—	—	—	—	—	—	—	—	—	—	—
Mobile	0.01	0.01	0.04	0.18	< 0.005	< 0.005	0.04	0.04	< 0.005	0.01	0.01	—	41.9	41.9	< 0.005	< 0.005	0.08	42.6
Area	< 0.005	< 0.005	0.00	0.00	0.00	0.00	—	0.00	0.00	—	0.00	—	0.00	0.00	0.00	0.00	—	0.00
Energy	0.00	0.00	0.00	0.00	0.00	0.00	—	0.00	0.00	—	0.00	—	6.74	6.74	< 0.005	< 0.005	—	6.80

Water	—	—	—	—	—	—	—	—	—	—	—	0.00	< 0.005	< 0.005	< 0.005	< 0.005	—	< 0.005
Waste	—	—	—	—	—	—	—	—	—	—	—	0.00	0.00	0.00	0.00	0.00	—	0.00
Total	0.02	0.01	0.04	0.18	< 0.005	< 0.005	0.04	0.04	< 0.005	0.01	0.01	0.00	48.6	48.6	< 0.005	< 0.005	0.08	49.4

3. Construction Emissions Details

3.1. Site Preparation (2025) - Unmitigated

Criteria Pollutants (lb/day for daily, ton/yr for annual) and GHGs (lb/day for daily, MT/yr for annual)

Location	TOG	ROG	NOx	CO	SO2	PM10E	PM10D	PM10T	PM2.5E	PM2.5D	PM2.5T	BCO2	NBCO2	CO2T	CH4	N2O	R	CO2e
Onsite	—	—	—	—	—	—	—	—	—	—	—	—	—	—	—	—	—	—
Daily, Summer (Max)	—	—	—	—	—	—	—	—	—	—	—	—	—	—	—	—	—	—
Daily, Winter (Max)	—	—	—	—	—	—	—	—	—	—	—	—	—	—	—	—	—	—
Off-Road Equipment	1.56	1.31	12.1	12.1	0.02	0.56	—	0.56	0.52	—	0.52	—	2,065	2,065	0.08	0.02	—	2,072
Dust From Material Movement	—	—	—	—	—	—	6.28	6.28	—	3.01	3.01	—	—	—	—	—	—	—
Onsite truck	0.00	0.00	0.00	0.00	0.00	0.00	0.00	0.00	0.00	0.00	0.00	—	0.00	0.00	0.00	0.00	0.00	0.00
Average Daily	—	—	—	—	—	—	—	—	—	—	—	—	—	—	—	—	—	—
Off-Road Equipment	0.02	0.02	0.17	0.17	< 0.005	0.01	—	0.01	0.01	—	0.01	—	28.3	28.3	< 0.005	< 0.005	—	28.4

Dust From Material Movement	—	—	—	—	—	—	0.09	0.09	—	0.04	0.04	—	—	—	—	—	—	—
Onsite truck	0.00	0.00	0.00	0.00	0.00	0.00	0.00	0.00	0.00	0.00	0.00	—	0.00	0.00	0.00	0.00	0.00	0.00
Annual	—	—	—	—	—	—	—	—	—	—	—	—	—	—	—	—	—	—
Off-Road Equipment	< 0.005	< 0.005	0.03	0.03	< 0.005	< 0.005	—	< 0.005	< 0.005	—	< 0.005	—	4.68	4.68	< 0.005	< 0.005	—	4.70
Dust From Material Movement	—	—	—	—	—	—	0.02	0.02	—	0.01	0.01	—	—	—	—	—	—	—
Onsite truck	0.00	0.00	0.00	0.00	0.00	0.00	0.00	0.00	0.00	0.00	0.00	—	0.00	0.00	0.00	0.00	0.00	0.00
Offsite	—	—	—	—	—	—	—	—	—	—	—	—	—	—	—	—	—	—
Daily, Summer (Max)	—	—	—	—	—	—	—	—	—	—	—	—	—	—	—	—	—	—
Daily, Winter (Max)	—	—	—	—	—	—	—	—	—	—	—	—	—	—	—	—	—	—
Worker	0.05	0.04	0.04	0.40	0.00	0.00	0.05	0.05	0.00	0.01	0.01	—	52.7	52.7	< 0.005	< 0.005	0.01	53.5
Vendor	0.00	0.00	0.00	0.00	0.00	0.00	0.00	0.00	0.00	0.00	0.00	—	0.00	0.00	0.00	0.00	0.00	0.00
Hauling	0.05	0.04	2.60	0.39	0.02	0.03	0.45	0.49	0.03	0.13	0.16	—	1,807	1,807	< 0.005	0.28	0.09	1,891
Average Daily	—	—	—	—	—	—	—	—	—	—	—	—	—	—	—	—	—	—
Worker	< 0.005	< 0.005	< 0.005	0.01	0.00	0.00	< 0.005	< 0.005	0.00	< 0.005	< 0.005	—	0.72	0.72	< 0.005	< 0.005	< 0.005	0.74
Vendor	0.00	0.00	0.00	0.00	0.00	0.00	0.00	0.00	0.00	0.00	0.00	—	0.00	0.00	0.00	0.00	0.00	0.00
Hauling	< 0.005	< 0.005	0.03	0.01	< 0.005	< 0.005	0.01	0.01	< 0.005	< 0.005	< 0.005	—	24.8	24.8	< 0.005	< 0.005	0.02	25.9
Annual	—	—	—	—	—	—	—	—	—	—	—	—	—	—	—	—	—	—
Worker	< 0.005	< 0.005	< 0.005	< 0.005	0.00	0.00	< 0.005	< 0.005	0.00	< 0.005	< 0.005	—	0.12	0.12	< 0.005	< 0.005	< 0.005	0.12

Vendor	0.00	0.00	0.00	0.00	0.00	0.00	0.00	0.00	0.00	0.00	0.00	—	0.00	0.00	0.00	0.00	0.00	0.00
Hauling	< 0.005	< 0.005	0.01	< 0.005	< 0.005	< 0.005	< 0.005	< 0.005	< 0.005	< 0.005	< 0.005	—	4.10	4.10	< 0.005	< 0.005	< 0.005	4.29

3.3. Grading (2025) - Unmitigated

Criteria Pollutants (lb/day for daily, ton/yr for annual) and GHGs (lb/day for daily, MT/yr for annual)

Location	TOG	ROG	NOx	CO	SO2	PM10E	PM10D	PM10T	PM2.5E	PM2.5D	PM2.5T	BCO2	NBCO2	CO2T	CH4	N2O	R	CO2e
Onsite	—	—	—	—	—	—	—	—	—	—	—	—	—	—	—	—	—	—
Daily, Summer (Max)	—	—	—	—	—	—	—	—	—	—	—	—	—	—	—	—	—	—
Daily, Winter (Max)	—	—	—	—	—	—	—	—	—	—	—	—	—	—	—	—	—	—
Off-Road Equipment	1.80	1.51	14.1	14.5	0.02	0.64	—	0.64	0.59	—	0.59	—	2,455	2,455	0.10	0.02	—	2,463
Dust From Material Movement	—	—	—	—	—	—	7.09	7.09	—	3.43	3.43	—	—	—	—	—	—	—
Onsite truck	0.00	0.00	0.00	0.00	0.00	0.00	0.00	0.00	0.00	0.00	0.00	—	0.00	0.00	0.00	0.00	0.00	0.00
Average Daily	—	—	—	—	—	—	—	—	—	—	—	—	—	—	—	—	—	—
Off-Road Equipment	0.10	0.08	0.77	0.80	< 0.005	0.04	—	0.04	0.03	—	0.03	—	135	135	0.01	< 0.005	—	135
Dust From Material Movement	—	—	—	—	—	—	0.39	0.39	—	0.19	0.19	—	—	—	—	—	—	—
Onsite truck	0.00	0.00	0.00	0.00	0.00	0.00	0.00	0.00	0.00	0.00	0.00	—	0.00	0.00	0.00	0.00	0.00	0.00

Annual	—	—	—	—	—	—	—	—	—	—	—	—	—	—	—	—	—	—
Off-Road Equipment	0.02	0.02	0.14	0.15	< 0.005	0.01	—	0.01	0.01	—	0.01	—	22.3	22.3	< 0.005	< 0.005	—	22.3
Dust From Material Movement	—	—	—	—	—	—	0.07	0.07	—	0.03	0.03	—	—	—	—	—	—	—
Onsite truck	0.00	0.00	0.00	0.00	0.00	0.00	0.00	0.00	0.00	0.00	0.00	—	0.00	0.00	0.00	0.00	0.00	0.00
Offsite	—	—	—	—	—	—	—	—	—	—	—	—	—	—	—	—	—	—
Daily, Summer (Max)	—	—	—	—	—	—	—	—	—	—	—	—	—	—	—	—	—	—
Daily, Winter (Max)	—	—	—	—	—	—	—	—	—	—	—	—	—	—	—	—	—	—
Worker	0.06	0.06	0.06	0.54	0.00	0.00	0.07	0.07	0.00	0.02	0.02	—	70.3	70.3	0.01	< 0.005	0.01	71.4
Vendor	0.00	0.00	0.00	0.00	0.00	0.00	0.00	0.00	0.00	0.00	0.00	—	0.00	0.00	0.00	0.00	0.00	0.00
Hauling	0.05	0.03	2.28	0.34	0.02	0.03	0.40	0.43	0.03	0.11	0.14	—	1,583	1,583	< 0.005	0.25	0.08	1,657
Average Daily	—	—	—	—	—	—	—	—	—	—	—	—	—	—	—	—	—	—
Worker	< 0.005	< 0.005	< 0.005	0.03	0.00	0.00	< 0.005	< 0.005	0.00	< 0.005	< 0.005	—	3.86	3.86	< 0.005	< 0.005	0.01	3.92
Vendor	0.00	0.00	0.00	0.00	0.00	0.00	0.00	0.00	0.00	0.00	0.00	—	0.00	0.00	0.00	0.00	0.00	0.00
Hauling	< 0.005	< 0.005	0.12	0.02	< 0.005	< 0.005	0.02	0.02	< 0.005	0.01	0.01	—	86.7	86.7	< 0.005	0.01	0.07	90.8
Annual	—	—	—	—	—	—	—	—	—	—	—	—	—	—	—	—	—	—
Worker	< 0.005	< 0.005	< 0.005	0.01	0.00	0.00	< 0.005	< 0.005	0.00	< 0.005	< 0.005	—	0.64	0.64	< 0.005	< 0.005	< 0.005	0.65
Vendor	0.00	0.00	0.00	0.00	0.00	0.00	0.00	0.00	0.00	0.00	0.00	—	0.00	0.00	0.00	0.00	0.00	0.00
Hauling	< 0.005	< 0.005	0.02	< 0.005	< 0.005	< 0.005	< 0.005	< 0.005	< 0.005	< 0.005	< 0.005	—	14.4	14.4	< 0.005	< 0.005	0.01	15.0

3.5. Paving (2026) - Unmitigated

Criteria Pollutants (lb/day for daily, ton/yr for annual) and GHGs (lb/day for daily, MT/yr for annual)

Location	TOG	ROG	NOx	CO	SO2	PM10E	PM10D	PM10T	PM2.5E	PM2.5D	PM2.5T	BCO2	NBCO2	CO2T	CH4	N2O	R	CO2e
Onsite	—	—	—	—	—	—	—	—	—	—	—	—	—	—	—	—	—	—
Daily, Summer (Max)	—	—	—	—	—	—	—	—	—	—	—	—	—	—	—	—	—	—
Daily, Winter (Max)	—	—	—	—	—	—	—	—	—	—	—	—	—	—	—	—	—	—
Off-Road Equipment	0.56	0.47	4.41	6.48	0.01	0.18	—	0.18	0.17	—	0.17	—	991	991	0.04	0.01	—	995
Paving	0.20	0.20	—	—	—	—	—	—	—	—	—	—	—	—	—	—	—	—
Onsite truck	0.00	0.00	0.00	0.00	0.00	0.00	0.00	0.00	0.00	0.00	0.00	—	0.00	0.00	0.00	0.00	0.00	0.00
Average Daily	—	—	—	—	—	—	—	—	—	—	—	—	—	—	—	—	—	—
Off-Road Equipment	0.04	0.03	0.30	0.44	< 0.005	0.01	—	0.01	0.01	—	0.01	—	67.9	67.9	< 0.005	< 0.005	—	68.1
Paving	0.01	0.01	—	—	—	—	—	—	—	—	—	—	—	—	—	—	—	—
Onsite truck	0.00	0.00	0.00	0.00	0.00	0.00	0.00	0.00	0.00	0.00	0.00	—	0.00	0.00	0.00	0.00	0.00	0.00
Annual	—	—	—	—	—	—	—	—	—	—	—	—	—	—	—	—	—	—
Off-Road Equipment	0.01	0.01	0.06	0.08	< 0.005	< 0.005	—	< 0.005	< 0.005	—	< 0.005	—	11.2	11.2	< 0.005	< 0.005	—	11.3
Paving	< 0.005	< 0.005	—	—	—	—	—	—	—	—	—	—	—	—	—	—	—	—
Onsite truck	0.00	0.00	0.00	0.00	0.00	0.00	0.00	0.00	0.00	0.00	0.00	—	0.00	0.00	0.00	0.00	0.00	0.00
Offsite	—	—	—	—	—	—	—	—	—	—	—	—	—	—	—	—	—	—

Daily, Summer (Max)	—	—	—	—	—	—	—	—	—	—	—	—	—	—	—	—	—	—
Daily, Winter (Max)	—	—	—	—	—	—	—	—	—	—	—	—	—	—	—	—	—	—
Worker	0.08	0.07	0.06	0.62	0.00	0.00	0.08	0.08	0.00	0.02	0.02	—	86.4	86.4	0.01	< 0.005	0.01	87.8
Vendor	0.00	0.00	0.00	0.00	0.00	0.00	0.00	0.00	0.00	0.00	0.00	—	0.00	0.00	0.00	0.00	0.00	0.00
Hauling	0.00	0.00	0.00	0.00	0.00	0.00	0.00	0.00	0.00	0.00	0.00	—	0.00	0.00	0.00	0.00	0.00	0.00
Average Daily	—	—	—	—	—	—	—	—	—	—	—	—	—	—	—	—	—	—
Worker	0.01	< 0.005	< 0.005	0.04	0.00	0.00	0.01	0.01	0.00	< 0.005	< 0.005	—	5.93	5.93	< 0.005	< 0.005	0.01	6.03
Vendor	0.00	0.00	0.00	0.00	0.00	0.00	0.00	0.00	0.00	0.00	0.00	—	0.00	0.00	0.00	0.00	0.00	0.00
Hauling	0.00	0.00	0.00	0.00	0.00	0.00	0.00	0.00	0.00	0.00	0.00	—	0.00	0.00	0.00	0.00	0.00	0.00
Annual	—	—	—	—	—	—	—	—	—	—	—	—	—	—	—	—	—	—
Worker	< 0.005	< 0.005	< 0.005	0.01	0.00	0.00	< 0.005	< 0.005	0.00	< 0.005	< 0.005	—	0.98	0.98	< 0.005	< 0.005	< 0.005	1.00
Vendor	0.00	0.00	0.00	0.00	0.00	0.00	0.00	0.00	0.00	0.00	0.00	—	0.00	0.00	0.00	0.00	0.00	0.00
Hauling	0.00	0.00	0.00	0.00	0.00	0.00	0.00	0.00	0.00	0.00	0.00	—	0.00	0.00	0.00	0.00	0.00	0.00

3.7. Architectural Coating (2026) - Unmitigated

Criteria Pollutants (lb/day for daily, ton/yr for annual) and GHGs (lb/day for daily, MT/yr for annual)

Location	TOG	ROG	NOx	CO	SO2	PM10E	PM10D	PM10T	PM2.5E	PM2.5D	PM2.5T	BCO2	NBCO2	CO2T	CH4	N2O	R	CO2e
Onsite	—	—	—	—	—	—	—	—	—	—	—	—	—	—	—	—	—	—
Daily, Summer (Max)	—	—	—	—	—	—	—	—	—	—	—	—	—	—	—	—	—	—
Daily, Winter (Max)	—	—	—	—	—	—	—	—	—	—	—	—	—	—	—	—	—	—

Off-Road Equipment	0.06	0.05	0.81	0.82	< 0.005	0.02	—	0.02	0.02	—	0.02	—	139	139	0.01	< 0.005	—	139
Architectural Coatings	11.6	11.6	—	—	—	—	—	—	—	—	—	—	—	—	—	—	—	—
Onsite truck	0.00	0.00	0.00	0.00	0.00	0.00	0.00	0.00	0.00	0.00	0.00	—	0.00	0.00	0.00	0.00	0.00	0.00
Average Daily	—	—	—	—	—	—	—	—	—	—	—	—	—	—	—	—	—	—
Off-Road Equipment	< 0.005	< 0.005	0.01	0.01	< 0.005	< 0.005	—	< 0.005	< 0.005	—	< 0.005	—	1.90	1.90	< 0.005	< 0.005	—	1.90
Architectural Coatings	0.16	0.16	—	—	—	—	—	—	—	—	—	—	—	—	—	—	—	—
Onsite truck	0.00	0.00	0.00	0.00	0.00	0.00	0.00	0.00	0.00	0.00	0.00	—	0.00	0.00	0.00	0.00	0.00	0.00
Annual	—	—	—	—	—	—	—	—	—	—	—	—	—	—	—	—	—	—
Off-Road Equipment	< 0.005	< 0.005	< 0.005	< 0.005	< 0.005	< 0.005	—	< 0.005	< 0.005	—	< 0.005	—	0.31	0.31	< 0.005	< 0.005	—	0.32
Architectural Coatings	0.03	0.03	—	—	—	—	—	—	—	—	—	—	—	—	—	—	—	—
Onsite truck	0.00	0.00	0.00	0.00	0.00	0.00	0.00	0.00	0.00	0.00	0.00	—	0.00	0.00	0.00	0.00	0.00	0.00
Offsite	—	—	—	—	—	—	—	—	—	—	—	—	—	—	—	—	—	—
Daily, Summer (Max)	—	—	—	—	—	—	—	—	—	—	—	—	—	—	—	—	—	—

Daily, Winter (Max)	—	—	—	—	—	—	—	—	—	—	—	—	—	—	—	—	—	—
Worker	0.00	0.00	0.00	0.00	0.00	0.00	0.00	0.00	0.00	0.00	0.00	—	0.00	0.00	0.00	0.00	0.00	0.00
Vendor	0.00	0.00	0.00	0.00	0.00	0.00	0.00	0.00	0.00	0.00	0.00	—	0.00	0.00	0.00	0.00	0.00	0.00
Hauling	0.00	0.00	0.00	0.00	0.00	0.00	0.00	0.00	0.00	0.00	0.00	—	0.00	0.00	0.00	0.00	0.00	0.00
Average Daily	—	—	—	—	—	—	—	—	—	—	—	—	—	—	—	—	—	—
Worker	0.00	0.00	0.00	0.00	0.00	0.00	0.00	0.00	0.00	0.00	0.00	—	0.00	0.00	0.00	0.00	0.00	0.00
Vendor	0.00	0.00	0.00	0.00	0.00	0.00	0.00	0.00	0.00	0.00	0.00	—	0.00	0.00	0.00	0.00	0.00	0.00
Hauling	0.00	0.00	0.00	0.00	0.00	0.00	0.00	0.00	0.00	0.00	0.00	—	0.00	0.00	0.00	0.00	0.00	0.00
Annual	—	—	—	—	—	—	—	—	—	—	—	—	—	—	—	—	—	—
Worker	0.00	0.00	0.00	0.00	0.00	0.00	0.00	0.00	0.00	0.00	0.00	—	0.00	0.00	0.00	0.00	0.00	0.00
Vendor	0.00	0.00	0.00	0.00	0.00	0.00	0.00	0.00	0.00	0.00	0.00	—	0.00	0.00	0.00	0.00	0.00	0.00
Hauling	0.00	0.00	0.00	0.00	0.00	0.00	0.00	0.00	0.00	0.00	0.00	—	0.00	0.00	0.00	0.00	0.00	0.00

4. Operations Emissions Details

4.1. Mobile Emissions by Land Use

4.1.1. Unmitigated

Mobile source emissions results are presented in Sections 2.6. No further detailed breakdown of emissions is available.

4.2. Energy

4.2.1. Electricity Emissions By Land Use - Unmitigated

Criteria Pollutants (lb/day for daily, ton/yr for annual) and GHGs (lb/day for daily, MT/yr for annual)

Land Use	TOG	ROG	NOx	CO	SO2	PM10E	PM10D	PM10T	PM2.5E	PM2.5D	PM2.5T	BCO2	NBCO2	CO2T	CH4	N2O	R	CO2e
Daily, Summer (Max)	—	—	—	—	—	—	—	—	—	—	—	—	—	—	—	—	—	—

Parking Lot	—	—	—	—	—	—	—	—	—	—	—	—	40.7	40.7	0.01	< 0.005	—	41.1
Total	—	—	—	—	—	—	—	—	—	—	—	—	40.7	40.7	0.01	< 0.005	—	41.1
Daily, Winter (Max)	—	—	—	—	—	—	—	—	—	—	—	—	—	—	—	—	—	—
Parking Lot	—	—	—	—	—	—	—	—	—	—	—	—	40.7	40.7	0.01	< 0.005	—	41.1
Total	—	—	—	—	—	—	—	—	—	—	—	—	40.7	40.7	0.01	< 0.005	—	41.1
Annual	—	—	—	—	—	—	—	—	—	—	—	—	—	—	—	—	—	—
Parking Lot	—	—	—	—	—	—	—	—	—	—	—	—	6.74	6.74	< 0.005	< 0.005	—	6.80
Total	—	—	—	—	—	—	—	—	—	—	—	—	6.74	6.74	< 0.005	< 0.005	—	6.80

4.2.3. Natural Gas Emissions By Land Use - Unmitigated

Criteria Pollutants (lb/day for daily, ton/yr for annual) and GHGs (lb/day for daily, MT/yr for annual)

Land Use	TOG	ROG	NOx	CO	SO2	PM10E	PM10D	PM10T	PM2.5E	PM2.5D	PM2.5T	BCO2	NBCO2	CO2T	CH4	N2O	R	CO2e
Daily, Summer (Max)	—	—	—	—	—	—	—	—	—	—	—	—	—	—	—	—	—	—
Parking Lot	0.00	0.00	0.00	0.00	0.00	0.00	—	0.00	0.00	—	0.00	—	0.00	0.00	0.00	0.00	—	0.00
Total	0.00	0.00	0.00	0.00	0.00	0.00	—	0.00	0.00	—	0.00	—	0.00	0.00	0.00	0.00	—	0.00
Daily, Winter (Max)	—	—	—	—	—	—	—	—	—	—	—	—	—	—	—	—	—	—
Parking Lot	0.00	0.00	0.00	0.00	0.00	0.00	—	0.00	0.00	—	0.00	—	0.00	0.00	0.00	0.00	—	0.00
Total	0.00	0.00	0.00	0.00	0.00	0.00	—	0.00	0.00	—	0.00	—	0.00	0.00	0.00	0.00	—	0.00
Annual	—	—	—	—	—	—	—	—	—	—	—	—	—	—	—	—	—	—
Parking Lot	0.00	0.00	0.00	0.00	0.00	0.00	—	0.00	0.00	—	0.00	—	0.00	0.00	0.00	0.00	—	0.00

Total	0.00	0.00	0.00	0.00	0.00	0.00	—	0.00	0.00	—	0.00	—	0.00	0.00	0.00	0.00	—	0.00

4.3. Area Emissions by Source

4.3.1. Unmitigated

Criteria Pollutants (lb/day for daily, ton/yr for annual) and GHGs (lb/day for daily, MT/yr for annual)

Source	TOG	ROG	NOx	CO	SO2	PM10E	PM10D	PM10T	PM2.5E	PM2.5D	PM2.5T	BCO2	NBCO2	CO2T	CH4	N2O	R	CO2e
Daily, Summer (Max)	—	—	—	—	—	—	—	—	—	—	—	—	—	—	—	—	—	—
Consumer Products	0.01	0.01	—	—	—	—	—	—	—	—	—	—	—	—	—	—	—	—
Architectural Coatings	0.02	0.02	—	—	—	—	—	—	—	—	—	—	—	—	—	—	—	—
Landscape Equipment	0.00	0.00	0.00	0.00	0.00	0.00	—	0.00	0.00	—	0.00	—	0.00	0.00	0.00	0.00	—	0.00
Total	0.02	0.02	0.00	0.00	0.00	0.00	—	0.00	0.00	—	0.00	—	0.00	0.00	0.00	0.00	—	0.00
Daily, Winter (Max)	—	—	—	—	—	—	—	—	—	—	—	—	—	—	—	—	—	—
Consumer Products	0.01	0.01	—	—	—	—	—	—	—	—	—	—	—	—	—	—	—	—
Architectural Coatings	0.02	0.02	—	—	—	—	—	—	—	—	—	—	—	—	—	—	—	—
Total	0.02	0.02	—	—	—	—	—	—	—	—	—	—	—	—	—	—	—	—

Annual	—	—	—	—	—	—	—	—	—	—	—	—	—	—	—	—	—	—
Consumer Products	< 0.005	< 0.005	—	—	—	—	—	—	—	—	—	—	—	—	—	—	—	—
Architectural Coatings	< 0.005	< 0.005	—	—	—	—	—	—	—	—	—	—	—	—	—	—	—	—
Landscape Equipment	0.00	0.00	0.00	0.00	0.00	0.00	—	0.00	0.00	—	0.00	—	0.00	0.00	0.00	0.00	—	0.00
Total	< 0.005	< 0.005	0.00	0.00	0.00	0.00	—	0.00	0.00	—	0.00	—	0.00	0.00	0.00	0.00	—	0.00

4.4. Water Emissions by Land Use

4.4.1. Unmitigated

Criteria Pollutants (lb/day for daily, ton/yr for annual) and GHGs (lb/day for daily, MT/yr for annual)

Land Use	TOG	ROG	NOx	CO	SO2	PM10E	PM10D	PM10T	PM2.5E	PM2.5D	PM2.5T	BCO2	NBCO2	CO2T	CH4	N2O	R	CO2e
Daily, Summer (Max)	—	—	—	—	—	—	—	—	—	—	—	—	—	—	—	—	—	—
Parking Lot	—	—	—	—	—	—	—	—	—	—	—	0.00	< 0.005	< 0.005	< 0.005	< 0.005	—	< 0.005
Total	—	—	—	—	—	—	—	—	—	—	—	0.00	< 0.005	< 0.005	< 0.005	< 0.005	—	< 0.005
Daily, Winter (Max)	—	—	—	—	—	—	—	—	—	—	—	—	—	—	—	—	—	—
Parking Lot	—	—	—	—	—	—	—	—	—	—	—	0.00	< 0.005	< 0.005	< 0.005	< 0.005	—	< 0.005
Total	—	—	—	—	—	—	—	—	—	—	—	0.00	< 0.005	< 0.005	< 0.005	< 0.005	—	< 0.005
Annual	—	—	—	—	—	—	—	—	—	—	—	—	—	—	—	—	—	—

Parking Lot	—	—	—	—	—	—	—	—	—	—	—	0.00	< 0.005	< 0.005	< 0.005	< 0.005	—	< 0.005
Total	—	—	—	—	—	—	—	—	—	—	—	0.00	< 0.005	< 0.005	< 0.005	< 0.005	—	< 0.005

4.5. Waste Emissions by Land Use

4.5.1. Unmitigated

Criteria Pollutants (lb/day for daily, ton/yr for annual) and GHGs (lb/day for daily, MT/yr for annual)

Land Use	TOG	ROG	NOx	CO	SO2	PM10E	PM10D	PM10T	PM2.5E	PM2.5D	PM2.5T	BCO2	NBCO2	CO2T	CH4	N2O	R	CO2e
Daily, Summer (Max)	—	—	—	—	—	—	—	—	—	—	—	—	—	—	—	—	—	—
Parking Lot	—	—	—	—	—	—	—	—	—	—	—	0.00	0.00	0.00	0.00	0.00	—	0.00
Total	—	—	—	—	—	—	—	—	—	—	—	0.00	0.00	0.00	0.00	0.00	—	0.00
Daily, Winter (Max)	—	—	—	—	—	—	—	—	—	—	—	—	—	—	—	—	—	—
Parking Lot	—	—	—	—	—	—	—	—	—	—	—	0.00	0.00	0.00	0.00	0.00	—	0.00
Total	—	—	—	—	—	—	—	—	—	—	—	0.00	0.00	0.00	0.00	0.00	—	0.00
Annual	—	—	—	—	—	—	—	—	—	—	—	—	—	—	—	—	—	—
Parking Lot	—	—	—	—	—	—	—	—	—	—	—	0.00	0.00	0.00	0.00	0.00	—	0.00
Total	—	—	—	—	—	—	—	—	—	—	—	0.00	0.00	0.00	0.00	0.00	—	0.00

4.6. Refrigerant Emissions by Land Use

4.6.1. Unmitigated

Criteria Pollutants (lb/day for daily, ton/yr for annual) and GHGs (lb/day for daily, MT/yr for annual)

Land Use	TOG	ROG	NOx	CO	SO2	PM10E	PM10D	PM10T	PM2.5E	PM2.5D	PM2.5T	BCO2	NBCO2	CO2T	CH4	N2O	R	CO2e
Daily, Summer (Max)	—	—	—	—	—	—	—	—	—	—	—	—	—	—	—	—	—	—
Total	—	—	—	—	—	—	—	—	—	—	—	—	—	—	—	—	—	—
Daily, Winter (Max)	—	—	—	—	—	—	—	—	—	—	—	—	—	—	—	—	—	—
Total	—	—	—	—	—	—	—	—	—	—	—	—	—	—	—	—	—	—
Annual	—	—	—	—	—	—	—	—	—	—	—	—	—	—	—	—	—	—
Total	—	—	—	—	—	—	—	—	—	—	—	—	—	—	—	—	—	—

4.7. Offroad Emissions By Equipment Type

4.7.1. Unmitigated

Criteria Pollutants (lb/day for daily, ton/yr for annual) and GHGs (lb/day for daily, MT/yr for annual)

Equipment Type	TOG	ROG	NOx	CO	SO2	PM10E	PM10D	PM10T	PM2.5E	PM2.5D	PM2.5T	BCO2	NBCO2	CO2T	CH4	N2O	R	CO2e
Daily, Summer (Max)	—	—	—	—	—	—	—	—	—	—	—	—	—	—	—	—	—	—
Total	—	—	—	—	—	—	—	—	—	—	—	—	—	—	—	—	—	—
Daily, Winter (Max)	—	—	—	—	—	—	—	—	—	—	—	—	—	—	—	—	—	—
Total	—	—	—	—	—	—	—	—	—	—	—	—	—	—	—	—	—	—
Annual	—	—	—	—	—	—	—	—	—	—	—	—	—	—	—	—	—	—
Total	—	—	—	—	—	—	—	—	—	—	—	—	—	—	—	—	—	—

4.8. Stationary Emissions By Equipment Type

4.8.1. Unmitigated

Criteria Pollutants (lb/day for daily, ton/yr for annual) and GHGs (lb/day for daily, MT/yr for annual)

Equipment Type	TOG	ROG	NOx	CO	SO2	PM10E	PM10D	PM10T	PM2.5E	PM2.5D	PM2.5T	BCO2	NBCO2	CO2T	CH4	N2O	R	CO2e
Daily, Summer (Max)	—	—	—	—	—	—	—	—	—	—	—	—	—	—	—	—	—	—
Total	—	—	—	—	—	—	—	—	—	—	—	—	—	—	—	—	—	—
Daily, Winter (Max)	—	—	—	—	—	—	—	—	—	—	—	—	—	—	—	—	—	—
Total	—	—	—	—	—	—	—	—	—	—	—	—	—	—	—	—	—	—
Annual	—	—	—	—	—	—	—	—	—	—	—	—	—	—	—	—	—	—
Total	—	—	—	—	—	—	—	—	—	—	—	—	—	—	—	—	—	—

4.9. User Defined Emissions By Equipment Type

4.9.1. Unmitigated

Criteria Pollutants (lb/day for daily, ton/yr for annual) and GHGs (lb/day for daily, MT/yr for annual)

Equipment Type	TOG	ROG	NOx	CO	SO2	PM10E	PM10D	PM10T	PM2.5E	PM2.5D	PM2.5T	BCO2	NBCO2	CO2T	CH4	N2O	R	CO2e
Daily, Summer (Max)	—	—	—	—	—	—	—	—	—	—	—	—	—	—	—	—	—	—
Total	—	—	—	—	—	—	—	—	—	—	—	—	—	—	—	—	—	—
Daily, Winter (Max)	—	—	—	—	—	—	—	—	—	—	—	—	—	—	—	—	—	—
Total	—	—	—	—	—	—	—	—	—	—	—	—	—	—	—	—	—	—
Annual	—	—	—	—	—	—	—	—	—	—	—	—	—	—	—	—	—	—

Total	—	—	—	—	—	—	—	—	—	—	—	—	—	—	—	—	—	—

4.10. Soil Carbon Accumulation By Vegetation Type

4.10.1. Soil Carbon Accumulation By Vegetation Type - Unmitigated

Criteria Pollutants (lb/day for daily, ton/yr for annual) and GHGs (lb/day for daily, MT/yr for annual)

Vegetation	TOG	ROG	NOx	CO	SO2	PM10E	PM10D	PM10T	PM2.5E	PM2.5D	PM2.5T	BCO2	NBCO2	CO2T	CH4	N2O	R	CO2e
Daily, Summer (Max)	—	—	—	—	—	—	—	—	—	—	—	—	—	—	—	—	—	—
Total	—	—	—	—	—	—	—	—	—	—	—	—	—	—	—	—	—	—
Daily, Winter (Max)	—	—	—	—	—	—	—	—	—	—	—	—	—	—	—	—	—	—
Total	—	—	—	—	—	—	—	—	—	—	—	—	—	—	—	—	—	—
Annual	—	—	—	—	—	—	—	—	—	—	—	—	—	—	—	—	—	—
Total	—	—	—	—	—	—	—	—	—	—	—	—	—	—	—	—	—	—

4.10.2. Above and Belowground Carbon Accumulation by Land Use Type - Unmitigated

Criteria Pollutants (lb/day for daily, ton/yr for annual) and GHGs (lb/day for daily, MT/yr for annual)

Land Use	TOG	ROG	NOx	CO	SO2	PM10E	PM10D	PM10T	PM2.5E	PM2.5D	PM2.5T	BCO2	NBCO2	CO2T	CH4	N2O	R	CO2e
Daily, Summer (Max)	—	—	—	—	—	—	—	—	—	—	—	—	—	—	—	—	—	—
Total	—	—	—	—	—	—	—	—	—	—	—	—	—	—	—	—	—	—
Daily, Winter (Max)	—	—	—	—	—	—	—	—	—	—	—	—	—	—	—	—	—	—
Total	—	—	—	—	—	—	—	—	—	—	—	—	—	—	—	—	—	—
Annual	—	—	—	—	—	—	—	—	—	—	—	—	—	—	—	—	—	—

Total	—	—	—	—	—	—	—	—	—	—	—	—	—	—	—	—	—	—

4.10.3. Avoided and Sequestered Emissions by Species - Unmitigated

Criteria Pollutants (lb/day for daily, ton/yr for annual) and GHGs (lb/day for daily, MT/yr for annual)

Species	TOG	ROG	NOx	CO	SO2	PM10E	PM10D	PM10T	PM2.5E	PM2.5D	PM2.5T	BCO2	NBCO2	CO2T	CH4	N2O	R	CO2e
Daily, Summer (Max)	—	—	—	—	—	—	—	—	—	—	—	—	—	—	—	—	—	—
Avoided	—	—	—	—	—	—	—	—	—	—	—	—	—	—	—	—	—	—
Subtotal	—	—	—	—	—	—	—	—	—	—	—	—	—	—	—	—	—	—
Sequestered	—	—	—	—	—	—	—	—	—	—	—	—	—	—	—	—	—	—
Subtotal	—	—	—	—	—	—	—	—	—	—	—	—	—	—	—	—	—	—
Removed	—	—	—	—	—	—	—	—	—	—	—	—	—	—	—	—	—	—
Subtotal	—	—	—	—	—	—	—	—	—	—	—	—	—	—	—	—	—	—
—	—	—	—	—	—	—	—	—	—	—	—	—	—	—	—	—	—	—
Daily, Winter (Max)	—	—	—	—	—	—	—	—	—	—	—	—	—	—	—	—	—	—
Avoided	—	—	—	—	—	—	—	—	—	—	—	—	—	—	—	—	—	—
Subtotal	—	—	—	—	—	—	—	—	—	—	—	—	—	—	—	—	—	—
Sequestered	—	—	—	—	—	—	—	—	—	—	—	—	—	—	—	—	—	—
Subtotal	—	—	—	—	—	—	—	—	—	—	—	—	—	—	—	—	—	—
Removed	—	—	—	—	—	—	—	—	—	—	—	—	—	—	—	—	—	—
Subtotal	—	—	—	—	—	—	—	—	—	—	—	—	—	—	—	—	—	—
—	—	—	—	—	—	—	—	—	—	—	—	—	—	—	—	—	—	—
Annual	—	—	—	—	—	—	—	—	—	—	—	—	—	—	—	—	—	—
Avoided	—	—	—	—	—	—	—	—	—	—	—	—	—	—	—	—	—	—

Subtotal	—	—	—	—	—	—	—	—	—	—	—	—	—	—	—	—	—	—
Sequestered	—	—	—	—	—	—	—	—	—	—	—	—	—	—	—	—	—	—
Subtotal	—	—	—	—	—	—	—	—	—	—	—	—	—	—	—	—	—	—
Removed	—	—	—	—	—	—	—	—	—	—	—	—	—	—	—	—	—	—
Subtotal	—	—	—	—	—	—	—	—	—	—	—	—	—	—	—	—	—	—
—	—	—	—	—	—	—	—	—	—	—	—	—	—	—	—	—	—	—

5. Activity Data

5.1. Construction Schedule

Phase Name	Phase Type	Start Date	End Date	Days Per Week	Work Days per Phase	Phase Description
Site Preparation	Site Preparation	11/11/2025	11/17/2025	5.00	5.00	Site clearing
Grading	Grading	11/16/2025	12/13/2025	5.00	20.0	—
Paving	Paving	1/5/2026	2/7/2026	5.00	25.0	—
Architectural Coating	Architectural Coating	2/23/2026	2/27/2026	5.00	5.00	—

5.2. Off-Road Equipment

5.2.1. Unmitigated

Phase Name	Equipment Type	Fuel Type	Engine Tier	Number per Day	Hours Per Day	Horsepower	Load Factor
Site Preparation	Graders	Diesel	Average	1.00	8.00	148	0.41
Site Preparation	Rubber Tired Dozers	Diesel	Average	1.00	7.00	367	0.40
Site Preparation	Tractors/Loaders/Backhoes	Diesel	Average	1.00	8.00	84.0	0.37
Grading	Graders	Diesel	Average	1.00	8.00	148	0.41
Grading	Rubber Tired Dozers	Diesel	Average	1.00	8.00	367	0.40

Grading	Tractors/Loaders/Backhoes	Diesel	Average	2.00	7.00	84.0	0.37
Paving	Cement and Mortar Mixers	Diesel	Average	1.00	6.00	10.0	0.56
Paving	Pavers	Diesel	Average	1.00	6.00	81.0	0.42
Paving	Paving Equipment	Diesel	Average	1.00	8.00	89.0	0.36
Paving	Rollers	Diesel	Average	1.00	7.00	36.0	0.38
Paving	Tractors/Loaders/Backhoes	Diesel	Average	1.00	8.00	84.0	0.37
Architectural Coating	Surfacing Equipment	Diesel	Average	1.00	6.00	37.0	0.48

5.3. Construction Vehicles

5.3.1. Unmitigated

Phase Name	Trip Type	One-Way Trips per Day	Miles per Trip	Vehicle Mix
Site Preparation	—	—	—	—
Site Preparation	Worker	7.50	9.53	LDA,LDT1,LDT2
Site Preparation	Vendor	—	7.16	HHDT,MHDT
Site Preparation	Hauling	25.0	20.0	HHDT
Site Preparation	Onsite truck	—	—	HHDT
Grading	—	—	—	—
Grading	Worker	10.0	9.53	LDA,LDT1,LDT2
Grading	Vendor	—	7.16	HHDT,MHDT
Grading	Hauling	21.9	20.0	HHDT
Grading	Onsite truck	—	—	HHDT
Paving	—	—	—	—
Paving	Worker	12.5	9.53	LDA,LDT1,LDT2
Paving	Vendor	—	7.16	HHDT,MHDT
Paving	Hauling	0.00	20.0	HHDT

Paving	Onsite truck	—	—	HHDT
Architectural Coating	—	—	—	—
Architectural Coating	Worker	0.00	9.53	LDA,LDT1,LDT2
Architectural Coating	Vendor	—	7.16	HHDT,MHDT
Architectural Coating	Hauling	0.00	20.0	HHDT
Architectural Coating	Onsite truck	—	—	HHDT

5.4. Vehicles

5.4.1. Construction Vehicle Control Strategies

Non-applicable. No control strategies activated by user.

5.5. Architectural Coatings

Phase Name	Residential Interior Area Coated (sq ft)	Residential Exterior Area Coated (sq ft)	Non-Residential Interior Area Coated (sq ft)	Non-Residential Exterior Area Coated (sq ft)	Parking Area Coated (sq ft)
Architectural Coating	0.00	0.00	0.00	0.00	4,987

5.6. Dust Mitigation

5.6.1. Construction Earthmoving Activities

Phase Name	Material Imported (Cubic Yards)	Material Exported (Cubic Yards)	Acres Graded (acres)	Material Demolished (sq. ft.)	Acres Paved (acres)
Site Preparation	0.00	1,000	4.69	0.00	—
Grading	0.00	3,500	20.0	0.00	—
Paving	0.00	0.00	0.00	0.00	1.91

5.6.2. Construction Earthmoving Control Strategies

Non-applicable. No control strategies activated by user.

5.7. Construction Paving

Land Use	Area Paved (acres)	% Asphalt
Parking Lot	1.91	100%

5.8. Construction Electricity Consumption and Emissions Factors

kWh per Year and Emission Factor (lb/MWh)

Year	kWh per Year	CO2	CH4	N2O
2025	0.00	204	0.03	< 0.005
2026	0.00	204	0.03	< 0.005

5.9. Operational Mobile Sources

5.9.1. Unmitigated

Land Use Type	Trips/Weekday	Trips/Saturday	Trips/Sunday	Trips/Year	VMT/Weekday	VMT/Saturday	VMT/Sunday	VMT/Year
Total all Land Uses	424	0.00	0.00	0.00	2,841	0.00	0.00	110,543

5.10. Operational Area Sources

5.10.1. Hearths

5.10.1.1. Unmitigated

5.10.2. Architectural Coatings

Residential Interior Area Coated (sq ft)	Residential Exterior Area Coated (sq ft)	Non-Residential Interior Area Coated (sq ft)	Non-Residential Exterior Area Coated (sq ft)	Parking Area Coated (sq ft)
0	0.00	0.00	0.00	4,987

5.10.3. Landscape Equipment

Season	Unit	Value

Snow Days	day/yr	0.00
Summer Days	day/yr	180

5.11. Operational Energy Consumption

5.11.1. Unmitigated

Electricity (kWh/yr) and CO2 and CH4 and N2O and Natural Gas (kBTU/yr)

Land Use	Electricity (kWh/yr)	CO2	CH4	N2O	Natural Gas (kBTU/yr)
Parking Lot	72,807	204	0.0330	0.0040	0.00

5.12. Operational Water and Wastewater Consumption

5.12.1. Unmitigated

Land Use	Indoor Water (gal/year)	Outdoor Water (gal/year)
Parking Lot	0.00	17.9

5.13. Operational Waste Generation

5.13.1. Unmitigated

Land Use	Waste (ton/year)	Cogeneration (kWh/year)
Parking Lot	0.00	—

5.14. Operational Refrigeration and Air Conditioning Equipment

5.14.1. Unmitigated

Land Use Type	Equipment Type	Refrigerant	GWP	Quantity (kg)	Operations Leak Rate	Service Leak Rate	Times Serviced

5.15. Operational Off-Road Equipment

5.15.1. Unmitigated

Equipment Type	Fuel Type	Engine Tier	Number per Day	Hours Per Day	Horsepower	Load Factor

5.16. Stationary Sources

5.16.1. Emergency Generators and Fire Pumps

Equipment Type	Fuel Type	Number per Day	Hours per Day	Hours per Year	Horsepower	Load Factor

5.16.2. Process Boilers

Equipment Type	Fuel Type	Number	Boiler Rating (MMBtu/hr)	Daily Heat Input (MMBtu/day)	Annual Heat Input (MMBtu/yr)

5.17. User Defined

Equipment Type	Fuel Type

5.18. Vegetation

5.18.1. Land Use Change

5.18.1.1. Unmitigated

Vegetation Land Use Type	Vegetation Soil Type	Initial Acres	Final Acres

5.18.1. Biomass Cover Type

5.18.1.1. Unmitigated

Biomass Cover Type	Initial Acres	Final Acres

5.18.2. Sequestration

5.18.2.1. Unmitigated

Tree Type	Number	Electricity Saved (kWh/year)	Natural Gas Saved (btu/year)

6. Climate Risk Detailed Report

6.1. Climate Risk Summary

Cal-Adapt midcentury 2040–2059 average projections for four hazards are reported below for your project location. These are under Representation Concentration Pathway (RCP) 8.5 which assumes GHG emissions will continue to rise strongly through 2050 and then plateau around 2100.

Climate Hazard	Result for Project Location	Unit
Temperature and Extreme Heat	4.12	annual days of extreme heat
Extreme Precipitation	17.2	annual days with precipitation above 20 mm
Sea Level Rise	—	meters of inundation depth
Wildfire	4.34	annual hectares burned

Temperature and Extreme Heat data are for grid cell in which your project are located. The projection is based on the 98th historical percentile of daily maximum/minimum temperatures from observed historical data (32 climate model ensemble from Cal-Adapt, 2040–2059 average under RCP 8.5). Each grid cell is 6 kilometers (km) by 6 km, or 3.7 miles (mi) by 3.7 mi.
Extreme Precipitation data are for the grid cell in which your project are located. The threshold of 20 mm is equivalent to about ¾ an inch of rain, which would be light to moderate rainfall if received over a full day or heavy rain if received over a period of 2 to 4 hours. Each grid cell is 6 kilometers (km) by 6 km, or 3.7 miles (mi) by 3.7 mi.
Sea Level Rise data are for the grid cell in which your project are located. The projections are from Radke et al. (2017), as reported in Cal-Adapt (Radke et al., 2017, CEC-500-2017-008), and consider inundation location and depth for the San Francisco Bay, the Sacramento-San Joaquin River Delta and California coast resulting different increments of sea level rise coupled with extreme storm events. Users may select from four scenarios to view the range in potential inundation depth for the grid cell. The four scenarios are: No rise, 0.5 meter, 1.0 meter, 1.41 meters
Wildfire data are for the grid cell in which your project are located. The projections are from UC Davis, as reported in Cal-Adapt (2040–2059 average under RCP 8.5), and consider historical data of climate, vegetation, population density, and large (> 400 ha) fire history. Users may select from four model simulations to view the range in potential wildfire probabilities for the grid cell. The four simulations make different assumptions about expected rainfall and temperature are: Warmer/drier (HadGEM2-ES), Cooler/wetter (CNRM-CM5), Average conditions (CanESM2), Range of different rainfall and temperature possibilities (MIROC5). Each grid cell is 6 kilometers (km) by 6 km, or 3.7 miles (mi) by 3.7 mi.

6.2. Initial Climate Risk Scores

Climate Hazard	Exposure Score	Sensitivity Score	Adaptive Capacity Score	Vulnerability Score
Temperature and Extreme Heat	N/A	N/A	N/A	N/A
Extreme Precipitation	2	0	0	N/A
Sea Level Rise	N/A	N/A	N/A	N/A

Wildfire	1	0	0	N/A
Flooding	0	0	0	N/A
Drought	N/A	N/A	N/A	N/A
Snowpack Reduction	N/A	N/A	N/A	N/A
Air Quality Degradation	N/A	N/A	N/A	N/A

The sensitivity score reflects the extent to which a project would be adversely affected by exposure to a climate hazard. Exposure is rated on a scale of 1 to 5, with a score of 5 representing the greatest exposure.
The adaptive capacity of a project refers to its ability to manage and reduce vulnerabilities from projected climate hazards. Adaptive capacity is rated on a scale of 1 to 5, with a score of 5 representing the greatest ability to adapt.
The overall vulnerability scores are calculated based on the potential impacts and adaptive capacity assessments for each hazard. Scores do not include implementation of climate risk reduction measures.

6.3. Adjusted Climate Risk Scores

Climate Hazard	Exposure Score	Sensitivity Score	Adaptive Capacity Score	Vulnerability Score
Temperature and Extreme Heat	N/A	N/A	N/A	N/A
Extreme Precipitation	2	1	1	3
Sea Level Rise	N/A	N/A	N/A	N/A
Wildfire	1	1	1	2
Flooding	1	1	1	2
Drought	N/A	N/A	N/A	N/A
Snowpack Reduction	N/A	N/A	N/A	N/A
Air Quality Degradation	N/A	N/A	N/A	N/A

The sensitivity score reflects the extent to which a project would be adversely affected by exposure to a climate hazard. Exposure is rated on a scale of 1 to 5, with a score of 5 representing the greatest exposure.
The adaptive capacity of a project refers to its ability to manage and reduce vulnerabilities from projected climate hazards. Adaptive capacity is rated on a scale of 1 to 5, with a score of 5 representing the greatest ability to adapt.
The overall vulnerability scores are calculated based on the potential impacts and adaptive capacity assessments for each hazard. Scores include implementation of climate risk reduction measures.

6.4. Climate Risk Reduction Measures

7. Health and Equity Details

7.1. CalEnviroScreen 4.0 Scores

The maximum CalEnviroScreen score is 100. A high score (i.e., greater than 50) reflects a higher pollution burden compared to other census tracts in the state.

Indicator	Result for Project Census Tract
Exposure Indicators	—
AQ-Ozone	0.19
AQ-PM	4.82
AQ-DPM	18.6
Drinking Water	4.62
Lead Risk Housing	45.5
Pesticides	80.7
Toxic Releases	8.89
Traffic	31.3
Effect Indicators	—
CleanUp Sites	50.3
Groundwater	90.6
Haz Waste Facilities/Generators	7.35
Impaired Water Bodies	58.7
Solid Waste	60.8
Sensitive Population	—
Asthma	75.4
Cardio-vascular	92.8
Low Birth Weights	32.0
Socioeconomic Factor Indicators	—
Education	38.1
Housing	86.3
Linguistic	14.3
Poverty	91.0
Unemployment	62.4

7.2. Healthy Places Index Scores

The maximum Health Places Index score is 100. A high score (i.e., greater than 50) reflects healthier community conditions compared to other census tracts in the state.

Indicator	Result for Project Census Tract
Economic	—
Above Poverty	17.06659823
Employed	40.16424997
Median HI	17.82368793
Education	—
Bachelor's or higher	76.49172334
High school enrollment	100
Preschool enrollment	77.7235981
Transportation	—
Auto Access	43.30809701
Active commuting	84.71705377
Social	—
2-parent households	16.52765302
Voting	41.53727704
Neighborhood	—
Alcohol availability	38.70139869
Park access	56.5635827
Retail density	19.00423457
Supermarket access	59.98973438
Tree canopy	89.1056076
Housing	—
Homeownership	33.00397793
Housing habitability	42.24303862
Low-inc homeowner severe housing cost burden	32.65751315
Low-inc renter severe housing cost burden	26.31849095

Uncrowded housing	60.05389452
Health Outcomes	—
Insured adults	48.22276402
Arthritis	0.0
Asthma ER Admissions	18.2
High Blood Pressure	0.0
Cancer (excluding skin)	0.0
Asthma	0.0
Coronary Heart Disease	0.0
Chronic Obstructive Pulmonary Disease	0.0
Diagnosed Diabetes	0.0
Life Expectancy at Birth	22.9
Cognitively Disabled	24.2
Physically Disabled	22.7
Heart Attack ER Admissions	50.4
Mental Health Not Good	0.0
Chronic Kidney Disease	0.0
Obesity	0.0
Pedestrian Injuries	44.8
Physical Health Not Good	0.0
Stroke	0.0
Health Risk Behaviors	—
Binge Drinking	0.0
Current Smoker	0.0
No Leisure Time for Physical Activity	0.0
Climate Change Exposures	—
Wildfire Risk	0.0
SLR Inundation Area	31.4

Children	22.0
Elderly	59.3
English Speaking	93.2
Foreign-born	4.0
Outdoor Workers	21.7
Climate Change Adaptive Capacity	—
Impervious Surface Cover	74.8
Traffic Density	24.6
Traffic Access	0.0
Other Indices	—
Hardship	63.0
Other Decision Support	—
2016 Voting	47.5

7.3. Overall Health & Equity Scores

Metric	Result for Project Census Tract
CalEnviroScreen 4.0 Score for Project Location (a)	53.0
Healthy Places Index Score for Project Location (b)	50.0
Project Located in a Designated Disadvantaged Community (Senate Bill 535)	No
Project Located in a Low-Income Community (Assembly Bill 1550)	Yes
Project Located in a Community Air Protection Program Community (Assembly Bill 617)	No

a: The maximum CalEnviroScreen score is 100. A high score (i.e., greater than 50) reflects a higher pollution burden compared to other census tracts in the state.
b: The maximum Health Places Index score is 100. A high score (i.e., greater than 50) reflects healthier community conditions compared to other census tracts in the state.

7.4. Health & Equity Measures

No Health & Equity Measures selected.

7.5. Evaluation Scorecard

Health & Equity Evaluation Scorecard not completed.

7.6. Health & Equity Custom Measures

No Health & Equity Custom Measures created.

8. User Changes to Default Data

Screen	Justification
Construction: Construction Phases	No development
Construction: Off-Road Equipment	striping

References to Include in CEQA Doc:

CARB 2022a. OFFROAD 2021 v1.0.3 - Emissions Inventory. Available: https://arb.ca.gov/emfac/emissions-inventory/d0bfc739f498386d6e8417fb64d20090225b1c83. Date Accessed: November 4, 2022.
CARB 2022b. EMFAC 2021 v1.0.2 - Emissions Inventory. Available: https://arb.ca.gov/emfac/emissions-inventory/f09022ed91aa097eb2ecff2effa26b846d38ca34. Date Accessed: October 12, 2022.

FYI, the link from the EMFAC and OFFROAD runs (shown here too) links directly to *Show Results* from this Statewide runs.
https://arb.ca.gov/emfac/emissions-inventory/f09022ed91aa097eb2ecff2effa26b846d38ca34
https://arb.ca.gov/emfac/emissions-inventory/d0bfc739f498386d6e8417fb64d20090225b1c83

Methods template to use in CEQA doc

**user to revise methods discussion for individual proejects that differ from these general descriptions*

Construction

Energy use during construction was estimated using a combination of methods and energy consumption factors from published best available documentation. Fuel consumption was estimated for each piece of equipment based on the proposed project construction schedule and duration, equipment activity hours from the California Emissions Estimator Model (CalEEMod) program, and equipment fuel consumption factors from the CARB OFFROAD model (CARB 2022a). Fuel consumption was estimated for haul trucks, delivery trucks, and worker commute using the fuel consumption factors from CARB's EMission FACtors (EMFAC) model for the Statewide vehicle fleet.

Operations

Energy use during operations was estimated using a combination of methods and energy consumption factors from published best available documentation. Fuel consumption for mobile sources was estimated using the fuel consumption factors from CARB's EMission FACtors (EMFAC) model for the Statewide vehicle fleet and VMT data for the project's operations. Utility consumption data, measured in megawatt-hours of electricity and thousand British Thermal Units (BTU) for natural gas, were taken directly from the modeling performed within the California Emissions Estimator Model (CalEEMod) program.

User Input Page

orange cells denote cells for user to input data

Operations User note: If modeling construction only, delete the values in these calls

Annual Project VMT	110,542	From Traffic Engineer or CalEEMod output
Project Operational Year	2026	Note: Has to be between 2000 and 2050. If buildout is beyond 2050, input 2050 here.
Annual kWh	72,806.53	From PD or CalEEMod output
Annual kBTU	0	From PD or CalEEMod output

Construction

Construction Start Year	2025

User Needs to paste 3 tables from Caleemod output

These tables are in Section 3.0 Construction Detail

1. Construction Phase
2. Trips and VMT
3. Offroad Equipment

In section **3.0 Construction Detail from CalEEMod output,** paste three tables: the *Construction Phase* , *Trips and VMT* and *Offroad Equipment* tables

Best practice. Save the CalEEMout output as PDF, then, open the PDF in the Adobe App, highlight the tables, right click "copy formatting", then paste below.

See example to the right.

Note that this "copy formatting" function only works in the Adobe app. It does not work if viewing the PDF directly in Chrome or Edge. Download the PDF to your computer, if necessary.

3.0 Construction Detail

Construction Phase

Phase Number	Phase Name	Phase Type	Start Date	End Date	Num Days Week	Num Days	Phase Description
	Linear, Grubbing & Land Clearing	Linear, Grubbing & Land C	9/11/2025	9/19/2025	5	0	Bridge
	Linear, Grading & Excavation	Linear, Grading & Excavat	9/22/2025	11/4/2025	5	0	Bridge
	Linear, Drainage, Utilities, & Sub-Grade	Linear, Drainage, Utilities,	11/5/2025	12/3/2025	5	0	Bridge
	Electrical and Lighting	Linear, Drainage, Utilities,	2/2/2026	3/27/2026	5	0	Parking Electrical and Lighting
	Linear, Paving	Linear, Paving	12/4/2025	12/18/2025	5	0	Bridge
	Site Clearing	Site Preparation	5/1/2025	5/14/2025	5	5	Site Clearing
	Grading (Site bal., agg base, bioretention	Grading	5/15/2025	7/23/2025	5	20	Grading (Site bal., agg base, bioretention
	Grading (Creek Channel Mod)	Grading	5/13/2026	7/7/2026	5	0	Creek Channel Mod
	Paving (HMA and Concrete)	Paving	7/24/2025	9/10/2025	5	25	Paving (HMA and Concrete)
	Architectural Coating	Architectural Coating	1/29/2026	2/25/2026	5	5	Line Painting
	Linear, Grubbing & Land Clearing	Linear, Grubbing & Land C	12/18/2025	12/22/2025	5	0	Road Mod
	Linear, Grading & Excavation	Linear, Grading & Excavat	12/23/2025	1/11/2026	5	0	Road Mod
	Linear, Drainage, Utilities, & Sub-Grade	Linear, Drainage, Utilities,	1/12/2026	1/24/2026	5	0	Road Mod
	Linear, Paving	Linear, Paving	1/25/2026	2/1/2026	5	0	Road Mod

Trips and VMT

Phase Name	Offroad Equipment Count	Worker Trip Number	Vendor Trip Number	Hauling Trip Number	Worker Trip Length	Vendor Trip Length	Hauling Trip Length	Worker Vehicle Class	Vendor Vehicle Class	Hauling Vehicle Class
Linear, Grubbing & Land Clearing	0	0.00	0.00	0.00	9.53	7.16	20.00	LD_Mix	HDT_Mix	HHDT
Linear, Grading & Excavation	8	0.00	0.00	0.00	9.53	7.16	20.00	LD_Mix	HDT_Mix	HHDT
Linear, Drainage, Utilities, & Sub-Gra	0	0.00	0.00	0.00	9.53	7.16	20.00	LD_Mix	HDT_Mix	HHDT
Electrical and Lighting	0	0.00	0.00	0.00	9.53	7.16	20.00	LD_Mix	HDT_Mix	HHDT
Linear, Paving	4	0.00	0.00	0.00	9.53	7.16	20.00	LD_Mix	HDT_Mix	HHDT
Site Clearing	0	8	0.00	25	9.53	7.16	7.50	LD_Mix	HDT_Mix	HHDT
Grading (Site bal., agg base, bioretei	0	10	0.00	22	9.53	7.16	7.50	LD_Mix	HDT_Mix	HHDT
Grading (Creek Channel Mod)	0	15	0.00	0.00	9.53	7.16	20.00	LD_Mix	HDT_Mix	HHDT
Paving (HMA and Concrete)	0	13	0.00	0.00	9.53	7.16	20.00	LD_Mix	HDT_Mix	HHDT
Architectural Coating	0	0	0.00	0.00	9.53	7.16	20.00	LD_Mix	HDT_Mix	HHDT
Linear, Grubbing & Land Clearing Road Mod	0	0.00	0.00	0.00	9.53	7.16	20.00	LD_Mix	HDT_Mix	HHDT
Linear, Grading & Excavation Road Mod	0	0.00	0.00	0.00	9.53	7.16	20.00	LD_Mix	HDT_Mix	HHDT
Linear, Drainage, Utilities, & Sub-Grade Road Mod	0	0.00	0.00	0.00	9.53	7.16	20.00	LD_Mix	HDT_Mix	HHDT
Linear, Paving Road Mod	0	0.00	0.00	0.00	9.53	7.16	20.00	LD_Mix	HDT_Mix	HHDT

Operational VMT

4.2 Trip Summary Information

Land Use	Average Daily Trip Rate			Unmitigated	Mitigated
	Weekday	Saturday	Sunday	Annual VMT	Annual VMT
Enclosed Parking with Elevator	0.00	0.00	0.00		
Hospital	215.40	215.40	215.40	182,838	182,838
Hospital	1,346.25	1,346.25	1346.25	1,142,737	1,142,737
Hospital	1,346.25	1,346.25	1346.25	1,142,737	1,142,737
Medical Office Building	2,293.98	2,293.98	2293.98	1,665,425	1,665,425
Medical Office Building	1,799.20	1,799.20	1799.20	1,306,216	1,306,216
Medical Office Building	1,799.20	1,799.20	1799.20	1,306,216	1,306,216
Parking Lot	0.00	0.00	0.00		
Total	8,800.28	8,800.28	8,800.28	6,746,168	6,746,168

Construction Phase (construction schedule)

	ROG	NOx	CO	Fugitive PM2.5	Exhaust PM2.5	PM2.5 Total	Bio- CO2	NBio-CO2	Total CO2	CH4	N20	CO2e
Percent Reduction	0.00	0.00	0.00	0.00	0.00	0.00	0.00	0.00	0.00	0.00	0.00	0.00

Copy
Copy With Formatting
Edit Text
Export Selection As...
Highlight Text
Strikethrough Text
Add Note to Replace Text
Add Note to Text
Add Bookmark
Create Link...

3.0 Construction Detail

Construction Phase

Phase Number	Phase Name		End Date	Num Days Week	Num Days	Phase Description
1	Site Preparation	Site Preparation	1/13/2023	5	10	
2	Grading	Grading	2/10/2023	5	20	
3	Building Construction	Building Construction	12/29/2023	5	230	

Trips and VMT

CalEEMod Version: CalEEMod.2020.4.0 Page 9 of 31 Date: 6/22/2022 2:24 PM

Temecula Hospital SEIR Construction - Phase 2 - South Coast AQMD Air District, Annual

EMFAC Off-Model Adjustment Factors for Gasoline Light Duty Vehicle to Account for the SAFE Vehicle Rule Not Applied

Phase Name	Offroad Equipment Count	Worker Trip Number	Vendor Trip Number	Hauling Trip Number	Worker Trip Length	Vendor Trip Length	Hauling Trip Length	Worker Vehicle Class	Vendor Vehicle Class	Hauling Vehicle Class
Site Preparation	7	18.00	0.00	3,249.00	14.70	6.90	20.00	LD_Mix	HDT_Mix	HHDT
Grading	8	18.00	0.00	675.00	14.70	6.90	20.00	LD_Mix	HDT_Mix	HHDT
Building Construction	9	116.00	49.00	0						HHDT
Paving	6	18.00	0.00	0						HHDT
Architectural Coating	1	23.00	0.00	0						HHDT

Copy
Copy With Formatting
Edit Text
Export Selection As...
Highlight Text
Strikethrough Text
Add Note to Replace Text
Add Note to Text
Add Bookmark
Create Link...

3.1 Mitigation Measures Construction

3.2 Site Preparation - 2023

Unmitigated Construction On-Site

OffRoad Equipment

Phase Name	Offroad Equipment Type	Amount	Usage Hours	Horse Power	Load Factor
Linear, Grubbing & Land Clearing	Crawler Tractors	0	0	0	0
Linear, Grubbing & Land Clearing	Excavators	0	0	0	0
Linear, Grubbing & Land Clearing	Signal Boards	0	0	0	0
Linear, Grading & Excavation	Cranes	0	0	0	0
Linear, Grading & Excavation	Crawler Tractors	0	0	0	0
Linear, Grading & Excavation	Excavators	0	0	0	0
Linear, Grading & Excavation	Graders	2	8	148	0.41
Linear, Grading & Excavation	Rollers	0	0	0	0
Linear, Grading & Excavation	Rubber Tired Loaders	2	8	367	0.36
Linear, Grading & Excavation	Scrapers	0	0	0	0
Linear, Grading & Excavation	Signal Boards	0	0	0	0
Linear, Grading & Excavation	Tractors/Loaders/Backhoes	4	8	84	0.37
Linear, Drainage, Utilities, & Sub-Gr	Air Compressors	0	0	0	0
Linear, Drainage, Utilities, & Sub-Gr	Generator Sets	0	0	0	0
Linear, Drainage, Utilities, & Sub-Gr	Graders	0	0	0	0
Linear, Drainage, Utilities, & Sub-Gr	Plate Compactors	0	0	0	0
Linear, Drainage, Utilities, & Sub-Gr	Pumps	0	0	0	0
Linear, Drainage, Utilities, & Sub-Gr	Rough Terrain Forklifts	0	0	0	0
Linear, Drainage, Utilities, & Sub-Gr	Scrapers	0	0	0	0
Linear, Drainage, Utilities, & Sub-Gr	Signal Boards	0	0	0	0
Linear, Drainage, Utilities, & Sub-Gr	Tractors/Loaders/Backhoes	0	0	0	0
Electrical and Lighting	Air Compressors	0	0	0	0
Electrical and Lighting	Generator Sets	0	0	0	0
Electrical and Lighting	Graders	0	0	0	0
Electrical and Lighting	Plate Compactors	0	0	0	0
Electrical and Lighting	Pumps	0	0	0	0
Electrical and Lighting	Rough Terrain Forklifts	0	0	0	0
Electrical and Lighting	Scrapers	0	0	0	0
Electrical and Lighting	Signal Boards	0	0	0	0
Electrical and Lighting	Tractors/Loaders/Backhoes	0	0	0	0
Linear, Paving	Pavers	1	8	81	0.42
Linear, Paving	Paving Equipment	1	8	89	0.36
Linear, Paving	Rollers	1	8	36	0.38
Linear, Paving	Cement and Mortar Mixers	1	6	10	0.56
Linear, Paving	Tractors/Loaders/Backhoes	0	0	0	0
Site Clearing	Rubber Tired Dozers	0	0	0	0
Site Clearing	Tractors/Loaders/Backhoes	0	0	0	0
Grading (Site bal., agg base, bioretei	Excavators	0	0	0	0
Grading (Site bal., agg base, bioretei	Graders	0	0	0	0
Grading (Site bal., agg base, bioretei	Rubber Tired Dozers	0	0	0	0
Grading (Site bal., agg base, bioretei	Tractors/Loaders/Backhoes	0	0	0	0
Grading (Creek Channel Mod)	Excavators	0	0	0	0
Grading (Creek Channel Mod)	Graders	0	0	0	0
Grading (Creek Channel Mod)	Rubber Tired Dozers	0	0	0	0
Grading (Creek Channel Mod)	Tractors/Loaders/Backhoes	0	0	0	0
Paving (HMA and Concrete)	Pavers	0	0	0	0
Paving (HMA and Concrete)	Paving Equipment	0	0	0	0
Paving (HMA and Concrete)	Rollers	0	0	0	0
Architectural Coating	Surfacing Equipment	1	6	37	0.48
Linear, Grubbing & Land Clearing	Crawler Tractors	0	0	0	0
Linear, Grubbing & Land Clearing	Excavators	0	0	0	0
Linear, Grubbing & Land Clearing	Signal Boards	0	0	0	0
Linear, Grading & Excavation	Crawler Tractors	0	0	0	0
Linear, Grading & Excavation	Excavators	0	0	0	0
Linear, Grading & Excavation	Graders	0	0	0	0
Linear, Grading & Excavation	Rollers	0	0	0	0
Linear, Grading & Excavation	Rubber Tired Loaders	0	0	0	0
Linear, Grading & Excavation	Scrapers	0	0	0	0
Linear, Grading & Excavation	Signal Boards	0	0	0	0
Linear, Grading & Excavation	Tractors/Loaders/Backhoes	0	0	0	0
Linear, Drainage, Utilities, & Sub-Gr	Air Compressors	0	0	0	0
Linear, Drainage, Utilities, & Sub-Gr	Generator Sets	0	0	0	0
Linear, Drainage, Utilities, & Sub-Gr	Graders	0	0	0	0
Linear, Drainage, Utilities, & Sub-Gr	Plate Compactors	0	0	0	0
Linear, Drainage, Utilities, & Sub-Gr	Pumps	0	0	0	0
Linear, Drainage, Utilities, & Sub-Gr	Rough Terrain Forklifts	0	0	0	0
Linear, Drainage, Utilities, & Sub-Gr	Scrapers	0	0	0	0
Linear, Drainage, Utilities, & Sub-Gr	Signal Boards	0	0	0	0
Linear, Drainage, Utilities, & Sub-Gr	Tractors/Loaders/Backhoes	0	0	0	0
Linear, Paving	Pavers	0	0	0	0
Linear, Paving	Paving Equipment	0	0	0	0
Linear, Paving	Rollers	0	0	0	0
Linear, Paving	Signal Boards	0	0	0	0
Linear, Paving	Tractors/Loaders/Backhoes	0	0	0	0

Offroad Equipment

OffRoad Equipment

Phase Name	Offroad Equipment Type	Amount	Usage Hours	Horse Power	Load Factor
Site Preparation	Rubber Tired Dozers	3	8.00	247	0.40
Site Preparation	Tractors/Loaders/Backhoes	4	8.00	97	0.37
Grading	Excavators	1	8.00	158	0.38
Grading	Graders	1	8.00	187	0.41
Grading	Rubber Tire	1	8.00	247	0.40
Grading	Tractors/Lo	3	8.00	97	0.37
Building Construction	Cranes	1	7.00	231	0.29
Building Construction	Forklifts	3	8.00	89	0.20
Building Construction	Generator	1	8.00	84	0.74
Building Construction	Tractors/Lo	3	7.00	97	0.37
Building Construction	Welders	1	8.00	46	0.45
Paving	Pavers	2	8.00	130	0.42
Paving	Paving Equ	2	8.00	132	0.36
Paving	Rollers	2	8.00	80	0.38
Architectural Coating	Air Compressors	1	6.00	78	0.48

Copy
Copy With Formatting
Edit Text
Export Selection As...
Highlight Text
Strikethrough Text
Add Note to Replace Text
Add Note to Text
Add Bookmark
Create Link...

Energy Calculations Summary Page

Operations

Source	Gas (gal)	Diesel (gal)	Kwh	kBTU
Mobile Sources	3,806	815		
Electricity			72,807	
Natural Gas				0

Construction

Phase Name	Gas (gal)	Diesel (gal)
Offroad		0
Trucks		2,155
Worker Commute	9,880	
Total	**9,880**	**2,155**

Operational VMT and VMT Calculations

Nothing for the user to do here.

Values for This Project	Gasoline	Diesel	
EMFAC VMT Split	92%	8%	automatically populates based on USER INPUT operational year
EMFAC MPG	26.78	10.57	automatically populates based on USER INPUT operational year

Operational Fleet Average VMT by Year

MPG Estimates Statewide

Summary By Year	Gasoline	Diesel
2000	20.48	8.91
2001	20.56	8.95
2002	20.66	9.12
2003	20.58	9.38
2004	20.50	9.48
2005	20.51	9.66
2006	20.49	9.81
2007	20.55	9.67
2008	20.60	9.80
2009	20.48	9.97
2010	20.72	10.05
2011	20.93	10.12
2012	21.23	10.33
2013	21.60	10.47
2014	21.95	10.80
2015	22.39	11.34
2016	22.91	11.34
2017	23.07	10.41
2018	23.35	10.42
2019	23.63	10.49
2020	23.79	10.10
2021	24.24	10.47
2022	24.66	10.50
2023	25.13	10.53
2024	25.66	10.55
2025	26.21	10.56
2026	26.78	10.57
2027	27.31	10.59
2028	27.84	10.61
2029	28.34	10.63
2030	28.81	10.65
2031	29.25	10.65
2032	29.66	10.65
2033	30.04	10.64
2034	30.39	10.62
2035	30.71	10.59
2036	31.00	10.57
2037	31.26	10.54
2038	31.48	10.51
2039	31.68	10.48
2040	31.85	10.44
2041	32.00	10.40
2042	32.12	10.36
2043	32.22	10.31
2044	32.31	10.26
2045	32.38	10.21
2046	32.45	10.16
2047	32.50	10.11
2048	32.55	10.06
2049	32.59	10.01
2050	32.62	9.96

VMT Splits totalVMT VMT Split %

Summary By Year	gasoline	diesel	gasoline	diesel
2000	790,569,725	58,598,623	93%	7%
2001	802,436,166	59,007,095	93%	7%
2002	844,210,569	61,514,681	93%	7%
2003	847,274,015	61,876,429	93%	7%
2004	857,481,143	66,327,213	93%	7%
2005	860,127,987	70,218,038	92%	8%
2006	852,083,694	71,594,236	92%	8%
2007	845,004,366	73,322,714	92%	8%
2008	812,241,019	68,627,217	92%	8%
2009	797,008,961	63,067,648	93%	7%
2010	810,811,409	63,366,805	93%	7%
2011	804,350,573	64,173,232	93%	7%
2012	811,086,783	64,129,004	93%	7%
2013	826,309,779	68,250,423	92%	8%
2014	849,259,042	69,475,121	92%	8%
2015	890,538,176	72,169,927	93%	7%
2016	933,019,756	77,388,959	92%	8%
2017	944,977,784	78,148,937	92%	8%
2018	951,710,502	76,913,765	93%	7%
2019	957,366,727	77,489,043	93%	7%
2020	834,808,874	74,881,890	92%	8%
2021	964,789,712	79,146,292	92%	8%
2022	976,705,861	80,381,176	92%	8%
2023	984,882,826	81,507,938	92%	8%
2024	988,211,930	82,285,630	92%	8%
2025	986,742,213	82,805,690	92%	8%
2026	985,383,586	83,223,234	92%	8%
2027	985,988,145	83,479,203	92%	8%
2028	986,464,300	83,525,021	92%	8%
2029	986,788,992	83,385,591	92%	8%
2030	986,945,069	83,056,653	92%	8%
2031	987,159,935	83,068,604	92%	8%
2032	987,553,909	83,013,889	92%	8%
2033	988,047,947	82,970,127	92%	8%
2034	988,629,581	82,945,913	92%	8%
2035	989,307,855	82,889,772	92%	8%
2036	990,148,660	82,866,921	92%	8%
2037	991,147,622	82,988,219	92%	8%
2038	992,223,808	83,252,334	92%	8%
2039	993,392,642	83,641,052	92%	8%
2040	994,599,149	84,170,567	92%	8%
2041	995,834,576	84,835,202	92%	8%
2042	997,074,815	85,631,189	92%	8%
2043	998,274,892	86,572,011	92%	8%
2044	999,408,685	87,635,111	92%	8%
2045	1,000,487,591	88,855,764	92%	8%
2046	1,001,498,195	90,193,668	92%	8%
2047	1,002,423,063	91,654,509	92%	8%
2048	1,003,283,622	93,228,110	91%	9%
2049	1,004,072,442	94,914,758	91%	9%
2050	1,004,809,254	96,705,261	91%	9%

EMFAC OUTPUT
Source: EMFAC2021 (v1.0.2) Emissions Inventory
Region Type: Statewide
Region: California
Calendar Year: 2000, 2001, 2002, 2003, 2004, 2005, 2006, 2007, 2008, 2009, 2010, 2011, 2012, 2013, 2014, 2015, 2016, 2017, 2018, 2019, 2020, 2021, 2022, 2023, 2024, 2025, 2026, 2027, 2028, 2029, 2030, 2031, 2032, 2033, 2034, 2035, 2036, 2037, 2038, 2039, 2040, 2041, 2042, 2043, 2044, 2045, 2046, 2047, 2048, 2049, 2050
Season: Annual
Vehicle Classification: EMFAC2007 Categories
Units: miles/day for CVMT and EVMT, trips/day for Trips, kWh/day for Energy Consumption, tons/day for Emissions, 1000 gallons/day for Fuel Consumption

Region	Calendar Year	Vehicle Category	Model Year	Speed	Fuel	Population	Total VMT	CVMT	EVMT	Trips	Energy Consumption	NOx_RUNEX	NOx_IDLEX	NOx_STREX	NOx_TOTEX	PM2.5_RUNEX	PM2.5_IDLEX	PM2.5_STREX
Statewide Totals	2000	HHDT	Aggregate	Aggregate	Gasoline	7275.921026	471942.6917	471942.6917	0	145576.6279	0	9.859153535	0	0.07389247	9.933046004	0.005942932	0	0.00167227
Statewide Totals	2000	HHDT	Aggregate	Aggregate	Diesel	178113.0448	34780709.82	34780709.82	0	2615210.417	0	816.6459266	38.56692685	0	855.2128534	26.62526442	0.938802064	0
Statewide Totals	2000	HHDT	Aggregate	Aggregate	Natural Gas	22.94925313	2260.787679	2260.787679	0	105.5665644	0	0.081073549	0.000255345	0	0.081328894	9.34957E-05	1.05592E-08	0
Statewide Totals	2000	LDA	Aggregate	Aggregate	Gasoline	12975810.26	471611911.4	471611911.4	0	60588684.54	0	400.1412932	0	74.56571882	474.707012	5.65408834	0	0.947449975
Statewide Totals	2000	LDA	Aggregate	Aggregate	Diesel	105932.5717	2646169.423	2646169.423	0	444172.4355	0	4.861548162	0	0	4.861548162	0.823609367	0	0
Statewide Totals	2000	LDA	Aggregate	Aggregate	Electricity	1057.529425	28851.5002	0	28851.5	5012.230835	11139.06	0	0	0	0	0	0	0
Statewide Totals	2000	LDT1	Aggregate	Aggregate	Gasoline	2319618.59	78517211.39	78517211.39	0	10534753.99	0	112.844613	0	16.14864538	128.9932584	1.189806415	0	0.197167913
Statewide Totals	2000	LDT1	Aggregate	Aggregate	Diesel	7655.172424	204196.6135	204196.6135	0	32394.38418	0	0.360503303	0	0	0.360503303	0.057191537	0	0
Statewide Totals	2000	LDT1	Aggregate	Aggregate	Electricity	481.9064509	13223.03199	0	13223.03	2288.093095	5105.182	0	0	0	0	0	0	0
Statewide Totals	2000	LDT2	Aggregate	Aggregate	Gasoline	3662790.05	139664976.6	139664976.6	0	17446453.35	0	196.0028462	0	38.57349433	234.5763405	1.468042986	0	0.220775543
Statewide Totals	2000	LDT2	Aggregate	Aggregate	Diesel	536.8301848	14153.84058	14153.84058	0	2256.527749	0	0.025961861	0	0	0.025961861	0.004236168	0	0
Statewide Totals	2000	LHDT1	Aggregate	Aggregate	Gasoline	455853.4916	18224522.24	18224522.24	0	6791537.803	0	33.37482055	0.019849463	2.672296716	36.06696673	0.157138743	0	0.016619395
Statewide Totals	2000	LHDT1	Aggregate	Aggregate	Diesel	156454.2352	6667507.011	6667507.011	0	1967997.46	0	57.69718043	0.447725584	0	58.14490602	0.538792399	0.010163996	0
Statewide Totals	2000	LHDT2	Aggregate	Aggregate	Gasoline	64264.62283	2461595.474	2461595.474	0	957447.1259	0	4.646945075	0.002795794	0.375582425	5.025323293	0.022449524	0	0.002588681
Statewide Totals	2000	LHDT2	Aggregate	Aggregate	Diesel	45991.92266	1895768.951	1895768.951	0	578520.5292	0	16.73296123	0.131615232	0	16.86457646	0.151209278	0.002737453	0
Statewide Totals	2000	MCY	Aggregate	Aggregate	Gasoline	312832.7026	1787569.248	1787569.248	0	625665.4052	0	2.540545053	0	0.220488691	2.761033744	0.020349448	0	0.011908986
Statewide Totals	2000	MDV	Aggregate	Aggregate	Gasoline	1845955.524	71542759.12	71542759.12	0	8879033.483	0	103.7946785	0	16.41467685	120.2093553	0.691513115	0	0.1297463
Statewide Totals	2000	MDV	Aggregate	Aggregate	Diesel	10715.36208	266653.4476	266653.4476	0	44876.72323	0	0.49285082	0	0	0.49285082	0.083124628	0	0
Statewide Totals	2000	MH	Aggregate	Aggregate	Gasoline	249175.8919	2102255.942	2102255.942	0	24927.55623	0	7.58504554	0	0.010593001	7.595638541	0.025119082	0	0.000118091
Statewide Totals	2000	MH	Aggregate	Aggregate	Diesel	11010.34186	129992.5407	129992.5407	0	1101.034186	0	1.647796158	0	0	1.647796158	0.037952066	0	0
Statewide Totals	2000	MHDT	Aggregate	Aggregate	Gasoline	85582.35581	3476501.835	3476501.835	0	1712331.775	0	15.23530886	0.007603708	0.992724051	16.23563661	0.043866123	0	0.013463933
Statewide Totals	2000	MHDT	Aggregate	Aggregate	Diesel	168694.7958	10002588.56	10002588.56	0	2030696.256	0	141.9593235	6.415233675	0	148.3745572	5.360118074	0.217346732	0
Statewide Totals	2000	OBUS	Aggregate	Aggregate	Gasoline	8661.918259	445070.8638	445070.8638	0	173307.6605	0	2.035104776	0.00057536	0.105127613	2.140807749	0.003295124	0	0.000741272
Statewide Totals	2000	OBUS	Aggregate	Aggregate	Diesel	7325.669454	652076.7269	652076.7269	0	101407.532	0	11.74947019	0.52479948	0	12.27426967	0.523672176	0.014974392	0
Statewide Totals	2000	SBUS	Aggregate	Aggregate	Gasoline	4474.214661	224020.1594	224020.1594	0	17896.85865	0	0.773454428	0.004081373	0.009410703	0.786946504	0.004944337	0	0.000209329
Statewide Totals	2000	SBUS	Aggregate	Aggregate	Diesel	16459.29659	464026.3018	464026.3018	0	238330.6146	0	6.847146128	0.567929483	0	7.415075611	0.314607817	0.022302391	0
Statewide Totals	2000	UBUS	Aggregate	Aggregate	Gasoline	562.0348842	39387.95871	39387.95871	0	2248.139537	0	0.106139328	0	0.002292284	0.108431613	0.000152477	0	3.6928E-06
Statewide Totals	2000	UBUS	Aggregate	Aggregate	Diesel	7610.327139	874779.8905	874779.8905	0	30441.30855	0	19.31178466	0	0	19.31178466	0.126453263	0	0
Statewide Totals	2000	UBUS	Aggregate	Aggregate	Electricity	25.02486219	767.2591082	0	767.2591	100.0994488	1563.274	0	0	0	0	0	0	0
Statewide Totals	2000	UBUS	Aggregate	Aggregate	Natural Gas	1861.630893	199171.5111	199171.5111	0	7414.523572	0	3.000618013	0	0	3.000618013	0.004220947	0	0
Statewide Totals	2001	HHDT	Aggregate	Aggregate	Gasoline	6623.875603	407826.2019	407826.2019	0	132530.5031	0	7.996926032	0	0.057571431	8.054497463	0.004852154	0	0.001524023
Statewide Totals	2001	HHDT	Aggregate	Aggregate	Diesel	180027.9291	34720083.44	34720083.44	0	2597929.467	0	825.4116776	37.64796397	0	863.0596416	23.75907563	0.843311333	0
Statewide Totals	2001	HHDT	Aggregate	Aggregate	Natural Gas	44.68943166	4316.772844	4316.772844	0	205.5713856	0	0.158571763	0.000497237	0	0.159069	0.000189646	2.05621E-08	0
Statewide Totals	2001	LDA	Aggregate	Aggregate	Gasoline	13308544.39	470242123.6	470242123.6	0	62270349.67	0	361.7805929	0	73.10608015	434.8866731	4.951451514	0	0.870092888
Statewide Totals	2001	LDA	Aggregate	Aggregate	Diesel	98459.00154	2309416.956	2309416.956	0	409225.5256	0	4.229092405	0	0	4.229092405	0.69336846	0	0
Statewide Totals	2001	LDA	Aggregate	Aggregate	Electricity	1206.08235	32532.3617	0	32532.36	5766.173476	12560.18	0	0	0	0	0	0	0
Statewide Totals	2001	LDT1	Aggregate	Aggregate	Gasoline	2278707.907	74688562.89	74688562.89	0	10357792.76	0	97.50690083	0	15.03846347	112.5453643	1.020137449	0	0.177505898
Statewide Totals	2001	LDT1	Aggregate	Aggregate	Diesel	6959.048246	174638.8634	174638.8634	0	29126.51655	0	0.308828843	0	0	0.308828843	0.048261671	0	0
Statewide Totals	2001	LDT1	Aggregate	Aggregate	Electricity	517.9010207	13678.34947	0	13678.35	2458.132409	5280.972	0	0	0	0	0	0	0
Statewide Totals	2001	LDT2	Aggregate	Aggregate	Gasoline	3920021.363	144945820.5	144945820.5	0	18709138.01	0	183.3264842	0	39.43015198	222.7566362	1.328607292	0	0.210920108
Statewide Totals	2001	LDT2	Aggregate	Aggregate	Diesel	512.1678897	13351.03581	13351.03581	0	2157.592079	0	0.024446437	0	0	0.024446437	0.003625477	0	0
Statewide Totals	2001	LHDT1	Aggregate	Aggregate	Gasoline	492415.3365	19024878.56	19024878.56	0	7336254.815	0	31.34913904	0.021598862	3.000657684	34.37139559	0.14844787	0	0.016463631
Statewide Totals	2001	LHDT1	Aggregate	Aggregate	Diesel	178121.1574	7496566.727	7496566.727	0	2240540.084	0	66.54266617	0.509729884	0	67.05239605	0.541378678	0.010452209	0
Statewide Totals	2001	LHDT2	Aggregate	Aggregate	Gasoline	66390.19264	2445772.607	2445772.607	0	989114.949	0	4.171890895	0.002909132	0.407301023	4.58210105	0.020371005	0	0.002503332
Statewide Totals	2001	LHDT2	Aggregate	Aggregate	Diesel	49581.1788	1981615.854	1981615.854	0	623668.8562	0	17.85118644	0.141886618	0	17.99307305	0.145195698	0.002717163	0
Statewide Totals	2001	MCY	Aggregate	Aggregate	Gasoline	382978.1482	2460009.887	2460009.887	0	765956.2964	0	3.485428363	0	0.266751372	3.752179735	0.021291565	0	0.01233356
Statewide Totals	2001	MDV	Aggregate	Aggregate	Gasoline	2175318.973	82297944	82297944	0	10505898.44	0	101.4580032	0	19.43135669	120.8893599	0.677094915	0	0.132874915
Statewide Totals	2001	MDV	Aggregate	Aggregate	Diesel	9878.163153	229909.0394	229909.0394	0	40893.12624	0	0.423726639	0	0	0.423726639	0.070614172	0	0
Statewide Totals	2001	MH	Aggregate	Aggregate	Gasoline	241621.023	1967862.72	1967862.72	0	24171.76714	0	6.583918656	0	0.01030449	6.594223146	0.022015981	0	0.000108765
Statewide Totals	2001	MH	Aggregate	Aggregate	Diesel	12779.60391	147756.8105	147756.8105	0	1277.960391	0	1.861440069	0	0	1.861440069	0.03997444	0	0
Statewide Totals	2001	MHDT	Aggregate	Aggregate	Gasoline	81793.4982	3226149.955	3226149.955	0	1636524.312	0	13.50070442	0.007304257	0.959661389	14.46767007	0.036849318	0	0.012255217
Statewide Totals	2001	MHDT	Aggregate	Aggregate	Diesel	183194.0675	9985419.064	9985419.064	0	2209554.828	0	141.2828338	7.162695143	0	148.4455289	5.02501846	0.218038603	0
Statewide Totals	2001	OBUS	Aggregate	Aggregate	Gasoline	9376.587574	485546.7757	485546.7757	0	187606.7642	0	1.970933541	0.000630709	0.108136615	2.079700865	0.002960447	0	0.000693789
Statewide Totals	2001	OBUS	Aggregate	Aggregate	Diesel	8139.148333	650961.4923	650961.4923	0	114338.4722	0	11.73379997	0.610437114	0	12.34423708	0.497033218	0.01664007	0
Statewide Totals	2001	SBUS	Aggregate	Aggregate	Gasoline	4257.865047	205602.6824	205602.6824	0	17031.46019	0	0.736077834	0.003891155	0.009312111	0.7492811	0.004325176	0	0.000188291
Statewide Totals	2001	SBUS	Aggregate	Aggregate	Diesel	16459.21507	463206.035	463206.035	0	238329.4343	0	6.808994817	0.584513268	0	7.393508085	0.299966537	0.020978998	0
Statewide Totals	2001	UBUS	Aggregate	Aggregate	Gasoline	493.3062101	38065.7571	38065.7571	0	1973.22484	0	0.090134765	0	0.00205657	0.092191334	0.000143425	0	3.18744E-06
Statewide Totals	2001	UBUS	Aggregate	Aggregate	Diesel	7829.577204	834169.8664	834169.8664	0	31318.30882	0	18.32161691	0	0	18.32161691	0.117169663	0	0
Statewide Totals	2001	UBUS	Aggregate	Aggregate	Electricity	34.31405382	986.8338354	0	986.8338	137.2562153	2007.697	0	0	0	0	0	0	0
Statewide Totals	2001	UBUS	Aggregate	Aggregate	Natural Gas	2425.005058	264093.7951	264093.7951	0	9700.02023	0	4.042872988	0	0	4.042872988	0.005598127	0	0
Statewide Totals	2002	HHDT	Aggregate	Aggregate	Gasoline	5817.392522	382891.1421	382891.1421	0	116394.3896	0	6.691536707	0	0.044552371	6.736089078	0.004099215	0	0.001321139

Region	Calendar Year	Vehicle Category	Model Year	Speed	Fuel	Population	Total VMT	CVMT	EVMT	Trips	Energy Consumption	NOx_RUNEX	NOx_IDLEX	NOx_STREX	NOx_TOTEX	PM2.5_RUNEX	PM2.5_IDLEX	PM2.5_STREX
Statewide Totals	2002	HHDT	Aggregate	Aggregate	Diesel	174735.4263	35500867.13	35500867.13	0	2547079.458	0	842.310465	39.54908069	0	881.8595457	23.20253665	0.796911997	0
Statewide Totals	2002	HHDT	Aggregate	Aggregate	Natural Gas	184.8037355	17254.8382	17254.8382	0	850.0971831	0	0.646651357	0.002056217	0	0.648707574	0.000800666	8.50303E-08	0
Statewide Totals	2002	LDA	Aggregate	Aggregate	Gasoline	13337653.68	489768886.2	489768886.2	0	62474621.21	0	344.4292561	0	70.57657555	415.0058317	4.575567735	0	0.786574532
Statewide Totals	2002	LDA	Aggregate	Aggregate	Diesel	91859.46349	2213249.294	2213249.294	0	380198.4799	0	4.050015496	0	0	4.050015496	0.621911227	0	0
Statewide Totals	2002	LDA	Aggregate	Aggregate	Electricity	4877.048085	159630.9694	0	159631	24685.49068	61630.73	0	0	0	0	0	0	0
Statewide Totals	2002	LDT1	Aggregate	Aggregate	Gasoline	2148790.296	73247238.67	73247238.67	0	9780555.43	0	86.10995715	0	13.43520532	99.54516247	0.898941816	0	0.153084338
Statewide Totals	2002	LDT1	Aggregate	Aggregate	Diesel	6305.646741	163327.9703	163327.9703	0	26274.87756	0	0.29033385	0	0	0.29033385	0.042683624	0	0
Statewide Totals	2002	LDT1	Aggregate	Aggregate	Electricity	1147.095885	34539.9203	0	34539.92	5644.104002	13335.26	0	0	0	0	0	0	0
Statewide Totals	2002	LDT2	Aggregate	Aggregate	Gasoline	3918885.908	149373101.5	149373101.5	0	18684596.2	0	175.6009631	0	38.118151	213.7191141	1.231893817	0	0.19279793
Statewide Totals	2002	LDT2	Aggregate	Aggregate	Diesel	451.8937377	11878.69356	11878.69356	0	1885.583951	0	0.021761079	0	0	0.021761079	0.003123953	0	0
Statewide Totals	2002	LHDT1	Aggregate	Aggregate	Gasoline	522118.6889	21004483.39	21004483.39	0	7778790.508	0	30.50753325	0.02307964	3.305576157	33.83618905	0.147195671	0	0.015919633
Statewide Totals	2002	LHDT1	Aggregate	Aggregate	Diesel	200223.5543	8870250.046	8870250.046	0	2518560.431	0	76.80201847	0.572980384	0	77.37499885	0.597638019	0.010654737	0
Statewide Totals	2002	LHDT2	Aggregate	Aggregate	Gasoline	65154.9887	2546235.315	2546235.315	0	970712.2508	0	3.593662432	0.00288746	0.423388623	4.019938515	0.01774542	0	0.002053594
Statewide Totals	2002	LHDT2	Aggregate	Aggregate	Diesel	52321.03153	2177788.844	2177788.844	0	658132.7568	0	19.40592221	0.149727263	0	19.55564947	0.148762361	0.002610241	0
Statewide Totals	2002	MCY	Aggregate	Aggregate	Gasoline	416160.2973	2841545.875	2841545.875	0	832320.5945	0	4.022184075	0	0.288019417	4.310203492	0.021928181	0	0.012280331
Statewide Totals	2002	MDV	Aggregate	Aggregate	Gasoline	2503500.182	99070972.16	99070972.16	0	12135510.62	0	104.0692399	0	22.50570896	126.5749489	0.701861014	0	0.134046922
Statewide Totals	2002	MDV	Aggregate	Aggregate	Diesel	9664.43135	235730.7362	235730.7362	0	39962.0492	0	0.434675485	0	0	0.434675485	0.066684455	0	0
Statewide Totals	2002	MH	Aggregate	Aggregate	Gasoline	227051.5476	1913801.01	1913801.01	0	22714.23682	0	5.945795475	0	0.009670647	5.955466122	0.019916497	0	9.5463E-05
Statewide Totals	2002	MH	Aggregate	Aggregate	Diesel	14200.70875	172641.0465	172641.0465	0	1420.070875	0	2.16417441	0	0	2.16417441	0.043366647	0	0
Statewide Totals	2002	MHDT	Aggregate	Aggregate	Gasoline	76122.41799	3188783.738	3188783.738	0	1523057.339	0	12.5523127	0.006841947	0.906562689	13.46571733	0.032000103	0	0.010671119
Statewide Totals	2002	MHDT	Aggregate	Aggregate	Diesel	176957.6734	10213233.84	10213233.84	0	2108494.157	0	143.956032	7.158377025	0	151.114409	4.857483795	0.198867312	0
Statewide Totals	2002	OBUS	Aggregate	Aggregate	Gasoline	10751.76767	613600.9181	613600.9181	0	215121.3676	0	2.172107765	0.000733456	0.118080422	2.290921643	0.002955245	0	0.000629237
Statewide Totals	2002	OBUS	Aggregate	Aggregate	Diesel	9859.364419	665936.5287	665936.5287	0	123915.4737	0	11.83557643	0.564581319	0	12.40015775	0.437300561	0.014827826	0
Statewide Totals	2002	SBUS	Aggregate	Aggregate	Gasoline	4120.083913	203794.9247	203794.9247	0	16480.33565	0	0.754312372	0.003789316	0.009190322	0.76729201	0.003892747	0	0.000163251
Statewide Totals	2002	SBUS	Aggregate	Aggregate	Diesel	16459.23082	473799.0797	473799.0797	0	238329.6622	0	6.941696123	0.598799874	0	7.540495998	0.293805166	0.019298638	0
Statewide Totals	2002	UBUS	Aggregate	Aggregate	Gasoline	603.2842546	55234.29009	55234.29009	0	2413.137018	0	0.102049207	0	0.002575511	0.104624717	0.000174874	0	3.70682E-06
Statewide Totals	2002	UBUS	Aggregate	Aggregate	Diesel	7222.407735	815977.5913	815977.5913	0	28889.63094	0	17.95268713	0	0	17.95268713	0.114107957	0	0
Statewide Totals	2002	UBUS	Aggregate	Aggregate	Electricity	36.34456103	1210.080964	0	1210.081	145.3782441	2444.231	0	0	0	0	0	0	0
Statewide Totals	2002	UBUS	Aggregate	Aggregate	Natural Gas	2980.782968	368294.6983	368294.6983	0	11923.13187	0	5.779231525	0	0	5.779231525	0.007908423	0	0
Statewide Totals	2003	HHDT	Aggregate	Aggregate	Gasoline	5777.527727	363697.3589	363697.3589	0	115596.7748	0	5.947756432	0	0.043973645	5.991730077	0.003700072	0	0.00131412
Statewide Totals	2003	HHDT	Aggregate	Aggregate	Diesel	197939.0722	34527309.84	34527309.84	0	2825931.783	0	795.8510104	42.86918341	0	838.7201938	22.0282226	0.812289507	0
Statewide Totals	2003	HHDT	Aggregate	Aggregate	Natural Gas	249.5934994	20580.75208	20580.75208	0	1148.130097	0	0.718358576	0.0027771	0	0.721135676	0.001145183	1.14841E-07	0
Statewide Totals	2003	LDA	Aggregate	Aggregate	Gasoline	13289987.44	475681261.1	475681261.1	0	62230478.6	0	308.5092074	0	67.77203293	376.2812403	3.995368739	0	0.71732493
Statewide Totals	2003	LDA	Aggregate	Aggregate	Diesel	87016.24396	2046950.79	2046950.79	0	359391.1387	0	3.748942623	0	0	3.748942623	0.531416147	0	0
Statewide Totals	2003	LDA	Aggregate	Aggregate	Electricity	11625.39477	372979.3147	0	372979.3	59050.27466	144000.8	0	0	0	0	0	0	0
Statewide Totals	2003	LDT1	Aggregate	Aggregate	Gasoline	2113483.179	69150105.48	69150105.48	0	9563720.468	0	78.36981813	0	12.8198789	91.18969703	0.808757222	0	0.142959897
Statewide Totals	2003	LDT1	Aggregate	Aggregate	Diesel	6105.639922	151046.6433	151046.6433	0	25181.52778	0	0.26856333	0	0	0.26856333	0.038653703	0	0
Statewide Totals	2003	LDT1	Aggregate	Aggregate	Electricity	1431.451036	41386.72915	0	41386.73	7007.686536	15978.69	0	0	0	0	0	0	0
Statewide Totals	2003	LDT2	Aggregate	Aggregate	Gasoline	4205849.42	156093679.6	156093679.6	0	20045006	0	168.1113947	0	39.63886521	207.7502599	1.156705776	0	0.189993128
Statewide Totals	2003	LDT2	Aggregate	Aggregate	Diesel	454.4635689	11407.07603	11407.07603	0	1876.335244	0	0.020841196	0	0	0.020841196	0.002964454	0	0
Statewide Totals	2003	LHDT1	Aggregate	Aggregate	Gasoline	578816.2666	22781594.54	22781594.54	0	8623499.936	0	29.24376466	0.025754795	3.803178537	33.07269799	0.145098732	0	0.016342718
Statewide Totals	2003	LHDT1	Aggregate	Aggregate	Diesel	239705.9506	10498692	10498692	0	3015199.309	0	89.21980368	0.685967284	0	89.90577096	0.66413094	0.011605932	0
Statewide Totals	2003	LHDT2	Aggregate	Aggregate	Gasoline	68228.90035	2579277.939	2579277.939	0	1016508.954	0	3.310782666	0.00304141	0.465494352	3.779318428	0.016295156	0	0.001934038
Statewide Totals	2003	LHDT2	Aggregate	Aggregate	Diesel	58854.67087	2383111.297	2383111.297	0	740317.7204	0	20.95252618	0.168424599	0	21.12095078	0.156204943	0.002734227	0
Statewide Totals	2003	MCY	Aggregate	Aggregate	Gasoline	450619.0104	3061168.678	3061168.678	0	901238.0208	0	4.328435632	0	0.310042019	4.638477651	0.021328415	0	0.012193322
Statewide Totals	2003	MDV	Aggregate	Aggregate	Gasoline	2891782.715	111625662.2	111625662.2	0	14024281.36	0	105.5330954	0	25.97158676	131.5046822	0.702811862	0	0.138741737
Statewide Totals	2003	MDV	Aggregate	Aggregate	Diesel	8920.203089	205636.0276	205636.0276	0	36433.82475	0	0.378133112	0	0	0.378133112	0.057575693	0	0
Statewide Totals	2003	MH	Aggregate	Aggregate	Gasoline	224465.105	1856844.129	1856844.129	0	22455.48911	0	5.270404955	0	0.009622703	5.280027659	0.018063505	0	9.06137E-05
Statewide Totals	2003	MH	Aggregate	Aggregate	Diesel	17289.1494	207174.1969	207174.1969	0	1728.91494	0	2.394868877	0	0	2.394868877	0.052006052	0	0
Statewide Totals	2003	MHDT	Aggregate	Aggregate	Gasoline	78465.16686	3199910.665	3199910.665	0	1569931.059	0	12.39708033	0.007080822	0.945127573	13.34928873	0.029630887	0	0.010387552
Statewide Totals	2003	MHDT	Aggregate	Aggregate	Diesel	206041.1658	9934236.5	9934236.5	0	2448736.679	0	135.86535	8.571561181	0	144.4369112	4.57667033	0.216030633	0
Statewide Totals	2003	OBUS	Aggregate	Aggregate	Gasoline	11072.57872	620553.3367	620553.3367	0	221540.155	0	2.099535005	0.000760038	0.119339621	2.219634664	0.002661539	0	0.00059191
Statewide Totals	2003	OBUS	Aggregate	Aggregate	Diesel	9140.014804	647743.8675	647743.8675	0	113185.7766	0	11.45332805	0.506348571	0	11.95967663	0.441994922	0.012902973	0
Statewide Totals	2003	SBUS	Aggregate	Aggregate	Gasoline	4338.854785	207877.8517	207877.8517	0	17355.41914	0	0.76432779	0.004015388	0.009879722	0.778222901	0.003723628	0	0.000160751
Statewide Totals	2003	SBUS	Aggregate	Aggregate	Diesel	16458.96252	460818.5661	460818.5661	0	238325.7773	0	6.531382654	0.618087484	0	7.149470138	0.275147621	0.017985547	0
Statewide Totals	2003	UBUS	Aggregate	Aggregate	Gasoline	598.2115969	52382.42903	52382.42903	0	2392.846387	0	0.08005244	0	0.002711969	0.082764409	0.000154135	0	3.63169E-06
Statewide Totals	2003	UBUS	Aggregate	Aggregate	Diesel	7371.129449	802302.4538	802302.4538	0	29484.5178	0	17.40906287	0	0	17.40906287	0.108549777	0	0
Statewide Totals	2003	UBUS	Aggregate	Aggregate	Electricity	34.62831988	1080.683258	0	1080.683	138.5132795	2193.564	0	0	0	0	0	0	0
Statewide Totals	2003	UBUS	Aggregate	Aggregate	Natural Gas	3246.0186	426714.5407	426714.5407	0	12984.0744	0	6.66550899	0	0	6.66550899	0.009103964	0	0
Statewide Totals	2004	HHDT	Aggregate	Aggregate	Gasoline	5818.293861	452435.0035	452435.0035	0	116412.4236	0	5.379480723	0	0.03812099	5.417601713	0.003179174	0	0.001199162
Statewide Totals	2004	HHDT	Aggregate	Aggregate	Diesel	206852.9012	36874324.39	36874324.39	0	2992787.427	0	803.3156629	48.23824689	0	851.5539098	23.74438902	0.832727967	0
Statewide Totals	2004	HHDT	Aggregate	Aggregate	Natural Gas	295.5181664	25983.70941	25983.70941	0	1359.383565	0	0.86612587	0.00328808	0	0.86941395	0.001591289	1.35971E-07	0
Statewide Totals	2004	LDA	Aggregate	Aggregate	Gasoline	13615726.33	474894518.6	474894518.6	0	63711787.26	0	276.2810029	0	63.66231482	339.9433177	3.493193913	0	0.657976329
Statewide Totals	2004	LDA	Aggregate	Aggregate	Diesel	83595.52635	1894903.019	1894903.019	0	343401.0955	0	3.47442421	0	0	3.47442421	0.464222345	0	0
Statewide Totals	2004	LDA	Aggregate	Aggregate	Electricity	9437.108137	284745.8628	0	284745.9	47365.81143	109935.4	0	0	0	0	0	0	0
Statewide Totals	2004	LDT1	Aggregate	Aggregate	Gasoline	2016966.816	63407313.17	63407313.17	0	9072281.745	0	68.11512027	0	11.54410312	79.65922339	0.703005249	0	0.129148276
Statewide Totals	2004	LDT1	Aggregate	Aggregate	Diesel	5953.364015	143742.3549	143742.3549	0	24445.31316	0	0.257075458	0	0	0.257075458	0.034852317	0	0
Statewide Totals	2004	LDT1	Aggregate	Aggregate	Electricity	1417.124089	38509.13788	0	38509.14	6854.58353	14867.71	0	0	0	0	0	0	0
Statewide Totals	2004	LDT2	Aggregate	Aggregate	Gasoline	4427127.291	160266368.7	160266368.7	0	21093497.06	0	152.5262709	0	37.5758329	190.1021038	1.026122319	0	0.176328565
Statewide Totals	2004	LDT2	Aggregate	Aggregate	Diesel	390.4778235	9447.348409	9447.348409	0	1602.85746	0	0.017347574	0	0	0.017347574	0.002363481	0	0

Region	Calendar Year	Vehicle Category	Model Year	Speed	Fuel	Population	Total VMT	CVMT	EVMT	Trips	Energy Consumption	NOx_RUNEX	NOx_IDLEX	NOx_STREX	NOx_TOTEX	PM2.5_RUNEX	PM2.5_IDLEX	PM2.5_STREX
Statewide Totals	2004	LHDT1	Aggregate	Aggregate	Gasoline	607165.4915	23030737.29	23030737.29	0	9045861.147	0	27.23050346	0.027139635	4.296215731	31.55385883	0.132833452	0	0.015742059
Statewide Totals	2004	LHDT1	Aggregate	Aggregate	Diesel	276406.6171	11937413.03	11937413.03	0	3476847.523	0	92.28420953	0.790993698	0	93.07520322	0.900883985	0.012379642	0
Statewide Totals	2004	LHDT2	Aggregate	Aggregate	Gasoline	70691.27755	2682148.315	2682148.315	0	1053194.706	0	2.829744369	0.003178685	0.525380338	3.358303392	0.013762516	0	0.001713809
Statewide Totals	2004	LHDT2	Aggregate	Aggregate	Diesel	62756.81957	2495419.159	2495419.159	0	789401.8421	0	20.48986548	0.179591391	0	20.66945687	0.181320562	0.002700574	0
Statewide Totals	2004	MCY	Aggregate	Aggregate	Gasoline	484767.6844	3159800.327	3159800.327	0	969535.3688	0	4.465785024	0	0.334192571	4.799977595	0.01923633	0	0.011967813
Statewide Totals	2004	MDV	Aggregate	Aggregate	Gasoline	3283878.961	123679954.8	123679954.8	0	15928992.25	0	102.0780574	0	26.48777644	128.5658339	0.652591684	0	0.134074695
Statewide Totals	2004	MDV	Aggregate	Aggregate	Diesel	8946.07291	207853.2576	207853.2576	0	36680.16726	0	0.383215635	0	0	0.383215635	0.052380072	0	0
Statewide Totals	2004	MH	Aggregate	Aggregate	Gasoline	218037.6339	1793127.45	1793127.45	0	21812.4849	0	4.561726721	0	0.009264103	4.570990824	0.015589669	0	8.07255E-05
Statewide Totals	2004	MH	Aggregate	Aggregate	Diesel	20131.82396	239701.9995	239701.9995	0	2013.182396	0	2.50963629	0	0	2.50963629	0.060173217	0	0
Statewide Totals	2004	MHDT	Aggregate	Aggregate	Gasoline	77286.97244	3196700.522	3196700.522	0	1546357.744	0	11.21472483	0.007025204	0.92965666	12.1514067	0.025217543	0	0.009349802
Statewide Totals	2004	MHDT	Aggregate	Aggregate	Diesel	219426.4177	10610215.86	10610215.86	0	2616773.347	0	138.5121136	9.351973115	0	147.8640867	4.752808812	0.214157973	0
Statewide Totals	2004	OBUS	Aggregate	Aggregate	Gasoline	11980.39026	660340.4799	660340.4799	0	239703.6482	0	2.004702097	0.000827736	0.127627934	2.133157767	0.002351821	0	0.000546784
Statewide Totals	2004	OBUS	Aggregate	Aggregate	Diesel	9397.58776	691799.5872	691799.5872	0	117803.1733	0	11.91644122	0.541886809	0	12.45832803	0.466624064	0.013436907	0
Statewide Totals	2004	SBUS	Aggregate	Aggregate	Gasoline	4348.925511	202876.9503	202876.9503	0	17395.70204	0	0.737385112	0.004049809	0.010227084	0.751662006	0.00330487	0	0.000145319
Statewide Totals	2004	SBUS	Aggregate	Aggregate	Diesel	16459.29757	492190.4981	492190.4981	0	238330.6288	0	6.787931323	0.634670155	0	7.422601478	0.28573777	0.016760224	0
Statewide Totals	2004	UBUS	Aggregate	Aggregate	Gasoline	602.6842655	54821.68038	54821.68038	0	2410.737062	0	0.065101693	0	0.002843777	0.06794547	0.00014278	0	3.3866E-06
Statewide Totals	2004	UBUS	Aggregate	Aggregate	Diesel	6995.205115	730202.4561	730202.4561	0	27980.82046	0	15.2590591	0	0	15.2590591	0.094345636	0	0
Statewide Totals	2004	UBUS	Aggregate	Aggregate	Electricity	25.63834964	818.296866	0	818.2969	102.5533986	1697.938	0	0	0	0	0	0	0
Statewide Totals	2004	UBUS	Aggregate	Aggregate	Natural Gas	3594.274352	441214.8687	441214.8687	0	14377.09741	0	6.720045511	0	0	6.720045511	0.009255265	0	0
Statewide Totals	2005	HHDT	Aggregate	Aggregate	Gasoline	4808.775436	318625.8994	318625.8994	0	96213.97892	0	4.011959884	0	0.027169018	4.039128902	0.002547196	0	0.001061828
Statewide Totals	2005	HHDT	Aggregate	Aggregate	Diesel	217552.3933	38447310.61	38447310.61	0	3192910.277	0	776.0827838	47.72257334	0	823.8053571	24.47320496	0.679578183	0
Statewide Totals	2005	HHDT	Aggregate	Aggregate	Natural Gas	420.8384408	37835.62276	37835.62276	0	1935.856828	0	1.192034575	0.004682455	0	1.19671703	0.002598227	1.93633E-07	0
Statewide Totals	2005	LDA	Aggregate	Aggregate	Gasoline	13394010.81	468748489.1	468748489.1	0	62846346.39	0	240.6154909	0	58.39359849	299.0090894	2.878759241	0	0.555558948
Statewide Totals	2005	LDA	Aggregate	Aggregate	Diesel	74345.26436	1652198.049	1652198.049	0	303776.9097	0	3.02462143	0	0	3.02462143	0.380996011	0	0
Statewide Totals	2005	LDA	Aggregate	Aggregate	Electricity	8238.327886	239658.8281	0	239658.8	40947.22052	92528.09	0	0	0	0	0	0	0
Statewide Totals	2005	LDT1	Aggregate	Aggregate	Gasoline	1930842.958	59325460.71	59325460.71	0	8632923.912	0	61.60548615	0	10.74778289	72.35326904	0.623750944	0	0.115910231
Statewide Totals	2005	LDT1	Aggregate	Aggregate	Diesel	5228.778812	120506.8992	120506.8992	0	21131.5248	0	0.215555554	0	0	0.215555554	0.029624015	0	0
Statewide Totals	2005	LDT1	Aggregate	Aggregate	Electricity	1328.512746	34659.99812	0	34660	6353.681933	13381.62	0	0	0	0	0	0	0
Statewide Totals	2005	LDT2	Aggregate	Aggregate	Gasoline	4491068.049	162347131.8	162347131.8	0	21437526.95	0	134.9101191	0	34.8842088	169.7943279	0.860889961	0	0.152757036
Statewide Totals	2005	LDT2	Aggregate	Aggregate	Diesel	445.265376	10312.75707	10312.75707	0	1786.746942	0	0.019422498	0	0	0.019422498	0.00269653	0	0
Statewide Totals	2005	LHDT1	Aggregate	Aggregate	Gasoline	620510.6796	23097033.66	23097033.66	0	9244684.565	0	24.41921934	0.027895347	4.822906622	29.27002131	0.118585564	0	0.014507101
Statewide Totals	2005	LHDT1	Aggregate	Aggregate	Diesel	315560.922	13553206.11	13553206.11	0	3969359.424	0	97.19675912	0.903041697	0	98.09980082	1.143083746	0.01304719	0
Statewide Totals	2005	LHDT2	Aggregate	Aggregate	Gasoline	69375.39075	2578085.367	2578085.367	0	1033589.953	0	2.443738936	0.003137561	0.566800474	3.01367697	0.011408936	0	0.001387067
Statewide Totals	2005	LHDT2	Aggregate	Aggregate	Diesel	73098.10725	3017402.055	3017402.055	0	919482.2318	0	22.08359221	0.209185087	0	22.2927773	0.252052515	0.002847535	0
Statewide Totals	2005	MCY	Aggregate	Aggregate	Gasoline	521242.1926	3475531.331	3475531.331	0	1042484.385	0	4.911791436	0	0.360706242	5.272497678	0.016630703	0	0.01101474
Statewide Totals	2005	MDV	Aggregate	Aggregate	Gasoline	3595368.169	134621831.3	134621831.3	0	17444544.92	0	97.93498761	0	26.69738542	124.632373	0.586152272	0	0.122999518
Statewide Totals	2005	MDV	Aggregate	Aggregate	Diesel	7291.74639	154525.6066	154525.6066	0	29090.55331	0	0.283842439	0	0	0.283842439	0.042157331	0	0
Statewide Totals	2005	MH	Aggregate	Aggregate	Gasoline	207866.7692	1738979.863	1738979.863	0	20794.99159	0	3.876339835	0	0.008886285	3.885226119	0.013298506	0	7.01974E-05
Statewide Totals	2005	MH	Aggregate	Aggregate	Diesel	22902.04103	272567.7633	272567.7633	0	2290.204103	0	2.622763385	0	0	2.622763385	0.069479449	0	0
Statewide Totals	2005	MHDT	Aggregate	Aggregate	Gasoline	72554.07447	2904528.692	2904528.692	0	1451661.922	0	10.35565508	0.006606603	0.893453952	11.25571563	0.022029044	0	0.008475868
Statewide Totals	2005	MHDT	Aggregate	Aggregate	Diesel	235520.7726	11066970.65	11066970.65	0	2822446.41	0	136.9458898	10.30492379	0	147.2508136	4.783665389	0.209792346	0
Statewide Totals	2005	OBUS	Aggregate	Aggregate	Gasoline	12838.14134	724636.6963	724636.6963	0	256865.5319	0	1.890158052	0.000894755	0.135428363	2.02648117	0.00203145	0	0.000468753
Statewide Totals	2005	OBUS	Aggregate	Aggregate	Diesel	9192.610907	721460.1738	721460.1738	0	111238.3303	0	12.10358094	0.501939936	0	12.60552087	0.464224322	0.010025894	0
Statewide Totals	2005	SBUS	Aggregate	Aggregate	Gasoline	4142.529447	192454.9224	192454.9224	0	16570.11779	0	0.681470941	0.003880914	0.010047764	0.695399619	0.002897399	0	0.000126903
Statewide Totals	2005	SBUS	Aggregate	Aggregate	Diesel	16459.09214	513303.2432	513303.2432	0	238327.6542	0	6.843143035	0.651233092	0	7.494376127	0.289055342	0.015522375	0
Statewide Totals	2005	UBUS	Aggregate	Aggregate	Gasoline	642.3214092	55197.70824	55197.70824	0	2569.285637	0	0.061866861	0	0.003098278	0.064965139	0.000124313	0	2.96263E-06
Statewide Totals	2005	UBUS	Aggregate	Aggregate	Diesel	6459.214575	688273.8208	688273.8208	0	25836.8583	0	13.59331473	0	0	13.59331473	0.081423246	0	0
Statewide Totals	2005	UBUS	Aggregate	Aggregate	Electricity	29.72736383	1096.062561	0	1096.063	118.9094553	2181.217	0	0	0	0	0	0	0
Statewide Totals	2005	UBUS	Aggregate	Aggregate	Natural Gas	4279.728837	540803.9361	540803.9361	0	17118.91535	0	8.341544341	0	0	8.341544341	0.011163881	0	0
Statewide Totals	2006	HHDT	Aggregate	Aggregate	Gasoline	4608.995786	303226.8129	303226.8129	0	92216.78769	0	3.466630067	0	0.02504586	3.491675927	0.002213045	0	0.001008478
Statewide Totals	2006	HHDT	Aggregate	Aggregate	Diesel	236178.9205	38564195.3	38564195.3	0	3491086.32	0	747.6778515	52.63495437	0	800.3128059	24.75724328	0.698237405	0
Statewide Totals	2006	HHDT	Aggregate	Aggregate	Natural Gas	656.5399957	52969.59614	52969.59614	0	3020.08398	0	1.625629304	0.007304986	0	1.63293429	0.00366564	3.02082E-07	0
Statewide Totals	2006	LDA	Aggregate	Aggregate	Gasoline	13511187.35	461129254	461129254	0	63396760.88	0	212.3302595	0	54.8931055	267.223365	2.428346249	0	0.494222058
Statewide Totals	2006	LDA	Aggregate	Aggregate	Diesel	69780.34503	1497632.152	1497632.152	0	283951.3952	0	2.744095067	0	0	2.744095067	0.323121082	0	0
Statewide Totals	2006	LDA	Aggregate	Aggregate	Electricity	8755.427747	242542.51	0	242542.5	43198.18133	93641.43	0	0	0	0	0	0	0
Statewide Totals	2006	LDT1	Aggregate	Aggregate	Gasoline	1884731.636	55555554.12	55555554.12	0	8375968.614	0	55.66838836	0	10.16216891	65.83055727	0.553192963	0	0.106474356
Statewide Totals	2006	LDT1	Aggregate	Aggregate	Diesel	4974.918546	109930.8979	109930.8979	0	19903.52515	0	0.197112243	0	0	0.197112243	0.026456554	0	0
Statewide Totals	2006	LDT1	Aggregate	Aggregate	Electricity	1367.354221	33810.00498	0	33810	6482.962994	13053.45	0	0	0	0	0	0	0
Statewide Totals	2006	LDT2	Aggregate	Aggregate	Gasoline	4533327.192	158512879.8	158512879.8	0	21589219.61	0	120.2533765	0	32.98824494	153.2416214	0.735378456	0	0.137323408
Statewide Totals	2006	LDT2	Aggregate	Aggregate	Diesel	429.9576547	9683.788529	9683.788529	0	1716.644823	0	0.018320274	0	0	0.018320274	0.002427	0	0
Statewide Totals	2006	LHDT1	Aggregate	Aggregate	Gasoline	646163.8488	23699467.76	23699467.76	0	9626878.563	0	21.7576305	0.02920251	5.486586602	27.27341961	0.104229988	0	0.013404173
Statewide Totals	2006	LHDT1	Aggregate	Aggregate	Diesel	347543.0417	14428796.27	14428796.27	0	4371654.255	0	97.84932805	0.994565031	0	98.84389308	1.314039846	0.013543322	0
Statewide Totals	2006	LHDT2	Aggregate	Aggregate	Gasoline	73438.77369	2665505.063	2665505.063	0	1094128.304	0	2.238847984	0.003336593	0.654007658	2.896192234	0.010030035	0	0.00123147
Statewide Totals	2006	LHDT2	Aggregate	Aggregate	Diesel	86133.45808	3520025.137	3520025.137	0	1083450.547	0	23.59726668	0.246488392	0	23.84375507	0.324635513	0.003171177	0
Statewide Totals	2006	MCY	Aggregate	Aggregate	Gasoline	577961.5087	3831198.69	3831198.69	0	1155923.017	0	5.413364168	0	0.401438046	5.814802214	0.014801654	0	0.010609384
Statewide Totals	2006	MDV	Aggregate	Aggregate	Gasoline	3877141.837	140864675.8	140864675.8	0	18792445.81	0	90.86469204	0	26.33786423	117.2025563	0.517938259	0	0.113260429
Statewide Totals	2006	MDV	Aggregate	Aggregate	Diesel	6557.104519	132524.4863	132524.4863	0	25870.01929	0	0.242996648	0	0	0.242996648	0.035527665	0	0
Statewide Totals	2006	MH	Aggregate	Aggregate	Gasoline	199565.1284	1650180.043	1650180.043	0	19964.49545	0	3.272873222	0	0.00851466	3.281387883	0.011233585	0	6.1585E-05
Statewide Totals	2006	MH	Aggregate	Aggregate	Diesel	26197.30223	303886.0478	303886.0478	0	2619.730223	0	2.722076734	0	0	2.722076734	0.078626794	0	0
Statewide Totals	2006	MHDT	Aggregate	Aggregate	Gasoline	70568.01475	2764015.664	2764015.664	0	1411924.839	0	9.31970417	0.006452546	0.876944881	10.2031016	0.018986658	0	0.007738441

Region	Calendar Year	Vehicle Category	Model Year	Speed	Fuel	Population	Total VMT	CVMT	EVMT	Trips	Energy Consumption	NOx_RUNEX	NOx_IDLEX	NOx_STREX	NOx_TOTEX	PM2.5_RUNEX	PM2.5_IDLEX	PM2.5_STREX
Statewide Totals	2006	MHDT	Aggregate	Aggregate	Diesel	255032.1938	11105569.94	11105569.94	0	3066525.843	0	131.1453897	11.36855915	0	142.5139489	4.730275959	0.214028143	0
Statewide Totals	2006	OBUS	Aggregate	Aggregate	Gasoline	15108.29969	854081.2472	854081.2472	0	302286.8602	0	1.788233495	0.001061009	0.156511552	1.945806055	0.001792692	0	0.000431508
Statewide Totals	2006	OBUS	Aggregate	Aggregate	Diesel	10617.57371	723977.2069	723977.2069	0	127282.2959	0	11.69892302	0.576403783	0	12.2753268	0.453622852	0.010337485	0
Statewide Totals	2006	SBUS	Aggregate	Aggregate	Gasoline	4208.931983	191324.6062	191324.6062	0	16835.72793	0	0.664016537	0.003958243	0.010390923	0.678365703	0.002637356	0	0.000117442
Statewide Totals	2006	SBUS	Aggregate	Aggregate	Diesel	17292	515072.6667	515072.6667	0	250388.16	0	7.020514336	0.665188368	0	7.685702704	0.316667183	0.017218591	0
Statewide Totals	2006	UBUS	Aggregate	Aggregate	Gasoline	735.4611229	62330.25047	62330.25047	0	2941.844491	0	0.077782464	0	0.003464131	0.081246596	0.000103822	0	2.75841E-06
Statewide Totals	2006	UBUS	Aggregate	Aggregate	Diesel	6397.436731	682942.2362	682942.2362	0	25589.74692	0	12.78854132	0	0	12.78854132	0.076412591	0	0
Statewide Totals	2006	UBUS	Aggregate	Aggregate	Electricity	24.7913036	794.6163719	0	794.6164	99.16521441	1651.408	0	0	0	0	0	0	0
Statewide Totals	2006	UBUS	Aggregate	Aggregate	Natural Gas	4734.336005	596085.0878	596085.0878	0	18937.34402	0	9.112157972	0	0	9.112157972	0.011820323	0	0
Statewide Totals	2007	HHDT	Aggregate	Aggregate	Gasoline	4233.961606	288841.7817	288841.7817	0	84713.1038	0	2.951659329	0	0.022349474	2.974008802	0.001862453	0	0.000899404
Statewide Totals	2007	HHDT	Aggregate	Aggregate	Diesel	239155.339	39869283.89	39869283.89	0	3518917.087	0	739.5947543	53.06292656	0	792.6576809	24.27241532	0.640918315	0
Statewide Totals	2007	HHDT	Aggregate	Aggregate	Natural Gas	816.3354213	66161.37327	66161.37327	0	3823.945362	0	1.648236787	0.009008874	0	1.657245661	0.003710849	5.61948E-07	0
Statewide Totals	2007	LDA	Aggregate	Aggregate	Gasoline	13518233.23	456342218.9	456342218.9	0	63474357.69	0	186.2943941	0	51.02871296	237.323107	2.038627441	0	0.431309775
Statewide Totals	2007	LDA	Aggregate	Aggregate	Diesel	65283.12055	1377988.644	1377988.644	0	264941.5677	0	2.528298611	0	0	2.528298611	0.26530568	0	0
Statewide Totals	2007	LDA	Aggregate	Aggregate	Electricity	9832.033738	266183.0503	0	266183.1	48352.05766	102768.6	0	0	0	0	0	0	0
Statewide Totals	2007	LDT1	Aggregate	Aggregate	Gasoline	1808196.5	52115470.46	52115470.46	0	8004644.001	0	49.31773678	0	9.352181463	58.66991825	0.482137823	0	0.095151994
Statewide Totals	2007	LDT1	Aggregate	Aggregate	Diesel	4657.360029	100719.7071	100719.7071	0	18504.36826	0	0.18143634	0	0	0.18143634	0.022467014	0	0
Statewide Totals	2007	LDT1	Aggregate	Aggregate	Electricity	1182.629469	28259.73327	0	28259.73	5565.19065	10910.59	0	0	0	0	0	0	0
Statewide Totals	2007	LDT2	Aggregate	Aggregate	Gasoline	4605095.356	158249117.2	158249117.2	0	21902432.67	0	107.4758228	0	30.99903507	138.4748578	0.633085449	0	0.122711322
Statewide Totals	2007	LDT2	Aggregate	Aggregate	Diesel	439.2305983	9797.804808	9797.804808	0	1746.143198	0	0.018663085	0	0	0.018663085	0.002291311	0	0
Statewide Totals	2007	LHDT1	Aggregate	Aggregate	Gasoline	648803.6249	23119451.4	23119451.4	0	9666207.293	0	19.31867036	0.029441535	5.883211417	25.23132331	0.091401357	0	0.012169467
Statewide Totals	2007	LHDT1	Aggregate	Aggregate	Diesel	363565.1022	14447312.55	14447312.55	0	4573191.62	0	92.83965967	1.040415413	0	93.88007508	1.256454956	0.013024437	0
Statewide Totals	2007	LHDT2	Aggregate	Aggregate	Gasoline	69407.38363	2463290.867	2463290.867	0	1034066.599	0	1.741394579	0.003172144	0.672746108	2.417312831	0.007817432	0	0.000993708
Statewide Totals	2007	LHDT2	Aggregate	Aggregate	Diesel	92778.34352	3644031.182	3644031.182	0	1167034.846	0	22.71349819	0.265504082	0	22.97900227	0.318795301	0.003172491	0
Statewide Totals	2007	MCY	Aggregate	Aggregate	Gasoline	614719.1604	4023054.729	4023054.729	0	1229438.321	0	5.683408946	0	0.428176581	6.111585528	0.013060219	0	0.009949524
Statewide Totals	2007	MDV	Aggregate	Aggregate	Gasoline	4025419.928	142912770.4	142912770.4	0	19453030.34	0	84.02227681	0	25.68855718	109.710834	0.456498953	0	0.102738176
Statewide Totals	2007	MDV	Aggregate	Aggregate	Diesel	5963.140101	118575.5701	118575.5701	0	23391.60273	0	0.214600069	0	0	0.214600069	0.029047445	0	0
Statewide Totals	2007	MH	Aggregate	Aggregate	Gasoline	190329.0558	1565328.023	1565328.023	0	19040.51875	0	2.785656801	0	0.008092496	2.793749297	0.009532548	0	5.33756E-05
Statewide Totals	2007	MH	Aggregate	Aggregate	Diesel	28927.49101	327958.2711	327958.2711	0	2892.749101	0	2.739372423	0	0	2.739372423	0.078319613	0	0
Statewide Totals	2007	MHDT	Aggregate	Aggregate	Gasoline	69752.35925	2793640.458	2793640.458	0	1395605.204	0	8.749014139	0.006431122	0.871372556	9.626817816	0.016303648	0	0.006852406
Statewide Totals	2007	MHDT	Aggregate	Aggregate	Diesel	262968.7992	11484740.68	11484740.68	0	3159086.619	0	129.315541	11.90988427	0	141.2254253	4.552252763	0.198329727	0
Statewide Totals	2007	OBUS	Aggregate	Aggregate	Gasoline	15654.15372	875364.3134	875364.3134	0	313208.3076	0	1.634570038	0.001103618	0.161051795	1.796725451	0.001544248	0	0.000381195
Statewide Totals	2007	OBUS	Aggregate	Aggregate	Diesel	10603.87055	748714.0167	748714.0167	0	128003.1216	0	11.72621741	0.591676617	0	12.31789403	0.450776006	0.009742353	0
Statewide Totals	2007	OBUS	Aggregate	Aggregate	Natural Gas	0.777508262	22.92771613	22.92771613	0	6.919823533	0	4.97871E-06	1.35693E-06	0	6.33564E-06	1.0029E-08	2.40486E-09	0
Statewide Totals	2007	SBUS	Aggregate	Aggregate	Gasoline	4078.365979	182628.7124	182628.7124	0	16313.46392	0	0.616339033	0.00385369	0.010188511	0.630381234	0.002328541	0	0.000104759
Statewide Totals	2007	SBUS	Aggregate	Aggregate	Diesel	17962.85792	531896.0767	531896.0767	0	260102.1827	0	7.066812254	0.703335598	0	7.770147852	0.296289	0.015756738	0
Statewide Totals	2007	SBUS	Aggregate	Aggregate	Natural Gas	56.14207928	790.7513002	790.7513002	0	812.9373079	0	0.000904753	0.000331063	0	0.001235816	3.42957E-06	5.86737E-07	0
Statewide Totals	2007	UBUS	Aggregate	Aggregate	Gasoline	835.3657673	73188.60557	73188.60557	0	3341.463069	0	0.045169692	0	0.003792168	0.048961859	7.14476E-05	0	2.18877E-06
Statewide Totals	2007	UBUS	Aggregate	Aggregate	Diesel	6335.146176	661695.9653	661695.9653	0	25340.5847	0	12.18766345	0	0	12.18766345	0.072460372	0	0
Statewide Totals	2007	UBUS	Aggregate	Aggregate	Electricity	38.93715314	1266.567869	0	1266.568	155.7486126	2474.993	0	0	0	0	0	0	0
Statewide Totals	2007	UBUS	Aggregate	Aggregate	Natural Gas	4981.025099	635730.3089	635730.3089	0	19924.1004	0	9.681442607	0	0	9.681442607	0.012287424	0	0
Statewide Totals	2008	HHDT	Aggregate	Aggregate	Gasoline	4110.025282	276969.2991	276969.2991	0	82233.38585	0	2.696904262	0	0.020174429	2.717078691	0.001653702	0	0.000828186
Statewide Totals	2008	HHDT	Aggregate	Aggregate	Diesel	237102.9614	36689870.69	36689870.69	0	3443892.78	0	654.6296762	15.6460987	0	670.2757749	22.12549396	0.433892883	0
Statewide Totals	2008	HHDT	Aggregate	Aggregate	Natural Gas	1121.236517	82348.33974	82348.33974	0	5534.784748	0	1.514436279	0.012593453	0	1.527029732	0.003383622	2.95766E-06	0
Statewide Totals	2008	LDA	Aggregate	Aggregate	Gasoline	13291596.14	437604642.1	437604642.1	0	62347769.15	0	160.9518336	0	47.09367604	208.0455097	1.690406755	0	0.374895318
Statewide Totals	2008	LDA	Aggregate	Aggregate	Diesel	60280.04822	1235197.148	1235197.148	0	243746.0263	0	2.265788238	0	0	2.265788238	0.221875474	0	0
Statewide Totals	2008	LDA	Aggregate	Aggregate	Electricity	10620.3252	276642.3675	0	276642.4	51939.47403	106806.8	0	0	0	0	0	0	0
Statewide Totals	2008	LDT1	Aggregate	Aggregate	Gasoline	1764504.156	50303575.98	50303575.98	0	7833550.083	0	42.1850445	0	8.472829933	50.65787444	0.406925509	0	0.083472241
Statewide Totals	2008	LDT1	Aggregate	Aggregate	Diesel	4404.962385	91898.27234	91898.27234	0	17351.50177	0	0.163253949	0	0	0.163253949	0.019868602	0	0
Statewide Totals	2008	LDT1	Aggregate	Aggregate	Electricity	1252.811032	28967.58206	0	28967.58	5872.45566	11183.88	0	0	0	0	0	0	0
Statewide Totals	2008	LDT2	Aggregate	Aggregate	Gasoline	4573822.962	151904459.6	151904459.6	0	21660972.09	0	95.72336089	0	29.0279227	124.7512836	0.547893261	0	0.110853765
Statewide Totals	2008	LDT2	Aggregate	Aggregate	Diesel	446.0481062	9963.411866	9963.411866	0	1779.908899	0	0.018555611	0	0	0.018555611	0.002118175	0	0
Statewide Totals	2008	LHDT1	Aggregate	Aggregate	Gasoline	626433.2908	21283631.27	21283631.27	0	9332922.647	0	16.49572294	0.028518935	5.984029525	22.5082714	0.077717293	0	0.010767091
Statewide Totals	2008	LHDT1	Aggregate	Aggregate	Diesel	372422.6843	14043131.3	14043131.3	0	4684608.861	0	86.57348266	1.065763184	0	87.63924584	1.212744293	0.012801431	0
Statewide Totals	2008	LHDT2	Aggregate	Aggregate	Gasoline	76169.74168	2604579.241	2604579.241	0	1134815.658	0	1.7951629	0.003484791	0.761588138	2.560235829	0.007800172	0	0.001040742
Statewide Totals	2008	LHDT2	Aggregate	Aggregate	Diesel	99722.47326	3767903.621	3767903.621	0	1254383.263	0	21.8537407	0.28537612	0	22.13911682	0.322757609	0.003298319	0
Statewide Totals	2008	MCY	Aggregate	Aggregate	Gasoline	663643.4144	4201948.11	4201948.11	0	1327286.829	0	5.270737135	0	0.430373113	5.701110248	0.011883343	0	0.009763666
Statewide Totals	2008	MDV	Aggregate	Aggregate	Gasoline	4065043.037	138839695.1	138839695.1	0	19539770.88	0	76.91698975	0	24.93126224	101.848252	0.400097767	0	0.093418783
Statewide Totals	2008	MDV	Aggregate	Aggregate	Diesel	5425.743437	106453.354	106453.354	0	21233.42051	0	0.184166463	0	0	0.184166463	0.024206994	0	0
Statewide Totals	2008	MH	Aggregate	Aggregate	Gasoline	176216.2597	1413631.561	1413631.561	0	17628.67463	0	2.304875421	0	0.007448172	2.312323593	0.007858193	0	4.53126E-05
Statewide Totals	2008	MH	Aggregate	Aggregate	Diesel	29714.1035	322026.0727	322026.0727	0	2971.41035	0	2.566424584	0	0	2.566424584	0.074659014	0	0
Statewide Totals	2008	MHDT	Aggregate	Aggregate	Gasoline	65980.90336	2600931.68	2600931.68	0	1320145.914	0	7.387374404	0.006102926	0.823279258	8.216756588	0.013685847	0	0.006111236
Statewide Totals	2008	MHDT	Aggregate	Aggregate	Diesel	270527.7299	10575724.68	10575724.68	0	3242546.724	0	114.1798403	12.32156303	0	126.5014033	3.993768292	0.18917927	0
Statewide Totals	2008	MHDT	Aggregate	Aggregate	Natural Gas	35.13947806	692.2174927	692.2174927	0	417.1552627	0	0.000170902	0.000225588	0	0.00039649	3.38473E-07	3.99806E-07	0
Statewide Totals	2008	OBUS	Aggregate	Aggregate	Gasoline	16610.37422	907080.4587	907080.4587	0	332340.3674	0	1.490109775	0.001174711	0.167472339	1.658756825	0.001346029	0	0.000343129
Statewide Totals	2008	OBUS	Aggregate	Aggregate	Diesel	10389.00028	687439.9286	687439.9286	0	121582.1719	0	10.19101462	0.515808004	0	10.70682263	0.402611733	0.008155584	0
Statewide Totals	2008	OBUS	Aggregate	Aggregate	Natural Gas	32.12488687	2037.845932	2037.845932	0	285.9114931	0	0.000479913	5.60653E-05	0	0.000535978	9.39527E-07	9.93635E-08	0
Statewide Totals	2008	SBUS	Aggregate	Aggregate	Gasoline	4233.392506	185581.1711	185581.1711	0	16933.57002	0	0.577847356	0.004029974	0.010640674	0.592518004	0.002149909	0	9.87329E-05
Statewide Totals	2008	SBUS	Aggregate	Aggregate	Diesel	18727.89065	486684.6519	486684.6519	0	271179.8566	0	6.264650555	0.743119908	0	7.007770463	0.258640853	0.015471644	0
Statewide Totals	2008	SBUS	Aggregate	Aggregate	Natural Gas	192.1093518	3798.741147	3798.741147	0	2781.743413	0	0.004051161	0.001132845	0	0.005184007	1.59989E-05	2.00772E-06	0

Region	Calendar Year	Vehicle Category	Model Year	Speed	Fuel	Population	Total VMT	CVMT	EVMT	Trips	Energy Consumption	NOx_RUNEX	NOx_IDLEX	NOx_STREX	NOx_TOTEX	PM2.5_RUNEX	PM2.5_IDLEX	PM2.5_STREX
Statewide Totals	2008	UBUS	Aggregate	Aggregate	Gasoline	1277.715101	114293.7922	114293.7922	0	5105.721084	0	0.083529238	0	0.005816881	0.089346119	0.00010074	0	2.7224E-06
Statewide Totals	2008	UBUS	Aggregate	Aggregate	Diesel	5942.942657	610923.5577	610923.5577	0	23766.16691	0	10.87327771	0	0	10.87327771	0.062351479	0	0
Statewide Totals	2008	UBUS	Aggregate	Aggregate	Electricity	36.55444264	1128.867651	0	1128.868	146.2177706	2200.992	0	0	0	0	0	0	0
Statewide Totals	2008	UBUS	Aggregate	Aggregate	Natural Gas	5422.358581	652311.9306	652311.9306	0	21680.17736	0	9.553431312	0	0	9.553431312	0.012024262	0	0
Statewide Totals	2009	HHDT	Aggregate	Aggregate	Gasoline	3877.895467	256828.9026	256828.9026	0	77588.93251	0	2.447712684	0	0.018790683	2.466503367	0.001517396	0	0.000765236
Statewide Totals	2009	HHDT	Aggregate	Aggregate	Diesel	220484.0442	33207200.33	33207200.33	0	3181262.055	0	570.589408	15.15513482	0.015296225	585.759839	19.65467503	0.386141112	0
Statewide Totals	2009	HHDT	Aggregate	Aggregate	Natural Gas	1607.35598	109815.336	109815.336	0	8176.028413	0	1.382449719	0.018200951	0	1.40065067	0.003008342	6.01472E-06	0
Statewide Totals	2009	LDA	Aggregate	Aggregate	Gasoline	13178662.84	433497119.1	433497119.1	0	61570530.61	0	148.644737	0	44.64716138	193.2918984	1.506033167	0	0.338206605
Statewide Totals	2009	LDA	Aggregate	Aggregate	Diesel	60958.02148	1342022.689	1342022.689	0	249689.9617	0	2.113345699	0	0	2.113345699	0.197850442	0	0
Statewide Totals	2009	LDA	Aggregate	Aggregate	Electricity	10997.31644	283498.1393	0	283498.1	53384.9603	109453.7	0	0	0	0	0	0	0
Statewide Totals	2009	LDT1	Aggregate	Aggregate	Gasoline	1687519.156	48512286.25	48512286.25	0	7480952.92	0	37.56541821	0	7.724032717	45.28945093	0.357062412	0	0.073210534
Statewide Totals	2009	LDT1	Aggregate	Aggregate	Diesel	4170.939103	87987.51708	87987.51708	0	16355.5636	0	0.149912752	0	0	0.149912752	0.017944667	0	0
Statewide Totals	2009	LDT1	Aggregate	Aggregate	Electricity	1333.460085	30754.56921	0	30754.57	6217.284029	11873.8	0	0	0	0	0	0	0
Statewide Totals	2009	LDT2	Aggregate	Aggregate	Gasoline	4539096.558	149799400.1	149799400.1	0	21361890.07	0	90.012264	0	27.68639723	117.6986612	0.4994735	0	0.101889425
Statewide Totals	2009	LDT2	Aggregate	Aggregate	Diesel	494.1399925	11734.34087	11734.34087	0	2002.053481	0	0.021182674	0	0	0.021182674	0.002158899	0	0
Statewide Totals	2009	LHDT1	Aggregate	Aggregate	Gasoline	588178.8041	19364493.53	19364493.53	0	8762987.795	0	14.58681788	0.026830968	5.841582114	20.45523096	0.06831747	0	0.009534448
Statewide Totals	2009	LHDT1	Aggregate	Aggregate	Diesel	364755.285	13259316.66	13259316.66	0	4588162.623	0	80.95484661	1.043821363	0	81.99866797	1.162123036	0.012296461	0
Statewide Totals	2009	LHDT2	Aggregate	Aggregate	Gasoline	72029.45079	2407407.829	2407407.829	0	1073131.493	0	1.581603063	0.003302233	0.750916934	2.33582223	0.006803317	0	0.000918006
Statewide Totals	2009	LHDT2	Aggregate	Aggregate	Diesel	97039.71079	3536702.139	3536702.139	0	1220637.486	0	20.23990657	0.27769885	0	20.51760542	0.306360327	0.003134375	0
Statewide Totals	2009	MCY	Aggregate	Aggregate	Gasoline	657910.7786	4017955.739	4017955.739	0	1315821.557	0	4.743074161	0	0.40615336	5.149227522	0.010759007	0	0.009173713
Statewide Totals	2009	MDV	Aggregate	Aggregate	Gasoline	3984606.483	134168933.6	134168933.6	0	18989033.19	0	73.37782812	0	24.16533011	97.54315823	0.366194489	0	0.085933557
Statewide Totals	2009	MDV	Aggregate	Aggregate	Diesel	6375.423054	157080.615	157080.615	0	26593.61468	0	0.164646036	0	0	0.164646036	0.021453061	0	0
Statewide Totals	2009	MH	Aggregate	Aggregate	Gasoline	168478.7702	1335038.799	1335038.799	0	16854.61617	0	2.099894673	0	0.007049702	2.106944375	0.007102017	0	4.06565E-05
Statewide Totals	2009	MH	Aggregate	Aggregate	Diesel	29938.00067	315535.21	315535.21	0	2993.800067	0	2.464177603	0	0	2.464177603	0.072933668	0	0
Statewide Totals	2009	MHDT	Aggregate	Aggregate	Gasoline	59206.32774	2347307.016	2347307.016	0	1184600.205	0	6.314315941	0.005496541	0.744288539	7.064101021	0.011349832	0	0.005218777
Statewide Totals	2009	MHDT	Aggregate	Aggregate	Diesel	256088.6111	9576913.525	9576913.525	0	3056748.569	0	100.8666121	11.67784811	0.003986806	112.548447	3.521762541	0.16938764	0
Statewide Totals	2009	MHDT	Aggregate	Aggregate	Natural Gas	133.7540229	6021.941789	6021.941789	0	1421.435298	0	0.001410773	0.000925268	0	0.002336041	2.81322E-06	1.63983E-06	0
Statewide Totals	2009	OBUS	Aggregate	Aggregate	Gasoline	17349.44227	959373.3601	959373.3601	0	347127.641	0	1.399416992	0.001230196	0.17166812	1.572315308	0.001218296	0	0.000310172
Statewide Totals	2009	OBUS	Aggregate	Aggregate	Diesel	10908.57239	615721.2935	615721.2935	0	123955.0417	0	8.598294178	0.4861578	0.000324574	9.084776552	0.333442153	0.007387937	0
Statewide Totals	2009	OBUS	Aggregate	Aggregate	Natural Gas	169.5092107	9087.645414	9087.645414	0	1508.631976	0	0.002161109	0.000295833	0	0.002456942	4.21485E-06	5.24299E-07	0
Statewide Totals	2009	SBUS	Aggregate	Aggregate	Gasoline	4344.797851	191367.6473	191367.6473	0	17379.19141	0	0.56882689	0.004156716	0.010853131	0.583836737	0.002109119	0	9.55524E-05
Statewide Totals	2009	SBUS	Aggregate	Aggregate	Diesel	19342.04032	437210.3543	437210.3543	0	280072.7438	0	5.453013598	0.770102459	0.000509512	6.223625568	0.219249846	0.014373395	0
Statewide Totals	2009	SBUS	Aggregate	Aggregate	Natural Gas	333.9596804	7179.843942	7179.843942	0	4835.736172	0	0.007793452	0.001969319	0	0.009762772	3.04638E-05	3.49019E-06	0
Statewide Totals	2009	UBUS	Aggregate	Aggregate	Gasoline	1690.785401	151448.9112	151448.9112	0	6763.141605	0	0.053458893	0	0.007344808	0.060803701	8.94977E-05	0	2.31717E-06
Statewide Totals	2009	UBUS	Aggregate	Aggregate	Diesel	5074.773602	520223.5672	520223.5672	0	20299.09441	0	9.135588324	0	0	9.135588324	0.050202435	0	0
Statewide Totals	2009	UBUS	Aggregate	Aggregate	Electricity	36.16127608	1384.873997	0	1384.874	144.6451043	2820.398	0	0	0	0	0	0	0
Statewide Totals	2009	UBUS	Aggregate	Aggregate	Natural Gas	5829.931866	691107.7247	691107.7247	0	23319.72746	0	9.118170876	0	0	9.118170876	0.011264831	0	0
Statewide Totals	2010	HHDT	Aggregate	Aggregate	Gasoline	3677.339848	251796.7681	251796.7681	0	73576.21568	0	2.327709516	0	0.01788782	2.345597336	0.00143263	0	0.000695995
Statewide Totals	2010	HHDT	Aggregate	Aggregate	Diesel	229437.385	33342764.18	33342764.18	0	3382274.143	0	552.0686495	16.44153836	0.165054398	568.6752422	19.48131808	0.392963727	0
Statewide Totals	2010	HHDT	Aggregate	Aggregate	Natural Gas	2163.769707	145345.1568	145345.1568	0	11024.90639	0	1.429350684	0.024430476	0	1.45378116	0.003001195	8.45101E-06	0
Statewide Totals	2010	LDA	Aggregate	Aggregate	Gasoline	13034485.8	443052047.8	443052047.8	0	60728533.69	0	139.4660558	0	42.00239701	181.4684528	1.367634262	0	0.300369321
Statewide Totals	2010	LDA	Aggregate	Aggregate	Diesel	63716.74897	1583458.811	1583458.811	0	266062.3627	0	2.022758091	0	0	2.022758091	0.18251425	0	0
Statewide Totals	2010	LDA	Aggregate	Aggregate	Electricity	12034.30102	319959.8534	0	319959.9	58183.18792	123530.9	0	0	0	0	0	0	0
Statewide Totals	2010	LDA	Aggregate	Aggregate	Plug-in Hybrid	21.48479925	1001.753363	542.8215405	458.9318	88.83964491	138.6111	4.01752E-06	0	1.10762E-05	1.50937E-05	1.86157E-07	0	3.34798E-08
Statewide Totals	2010	LDT1	Aggregate	Aggregate	Gasoline	1631795.379	48585578.49	48585578.49	0	7217402.283	0	34.92384826	0	7.139771275	42.06361953	0.326852454	0	0.064943307
Statewide Totals	2010	LDT1	Aggregate	Aggregate	Diesel	3932.668346	84737.55022	84737.55022	0	15251.90123	0	0.142193499	0	0	0.142193499	0.017029763	0	0
Statewide Totals	2010	LDT1	Aggregate	Aggregate	Electricity	1315.695819	30565.98675	0	30565.99	6066.594937	11800.99	0	0	0	0	0	0	0
Statewide Totals	2010	LDT2	Aggregate	Aggregate	Gasoline	4539398.631	154081676.2	154081676.2	0	21253478.45	0	86.850858	0	26.34765159	113.1985096	0.471343132	0	0.094081171
Statewide Totals	2010	LDT2	Aggregate	Aggregate	Diesel	495.1462316	12491.55244	12491.55244	0	2006.491014	0	0.020175222	0	0	0.020175222	0.002109403	0	0
Statewide Totals	2010	LHDT1	Aggregate	Aggregate	Gasoline	563654.0866	18580397.05	18580397.05	0	8397606.046	0	13.70521379	0.025753276	5.755586217	19.48655328	0.063915991	0	0.008759073
Statewide Totals	2010	LHDT1	Aggregate	Aggregate	Diesel	360787.0021	13113814.96	13113814.96	0	4538246.616	0	78.96440112	1.032465315	0	79.99686643	1.154547696	0.011962178	0
Statewide Totals	2010	LHDT2	Aggregate	Aggregate	Gasoline	71057.66114	2395350.33	2395350.33	0	1058653.275	0	1.531885018	0.003261788	0.762386095	2.297532901	0.006497134	0	0.000861042
Statewide Totals	2010	LHDT2	Aggregate	Aggregate	Diesel	96620.97271	3530060.021	3530060.021	0	1215370.288	0	19.70026512	0.276500546	0	19.97676566	0.30593251	0.00307664	0
Statewide Totals	2010	MCY	Aggregate	Aggregate	Gasoline	648124.8795	3909546.089	3909546.089	0	1296249.759	0	4.47671716	0	0.386640211	4.86335737	0.01011912	0	0.008691837
Statewide Totals	2010	MDV	Aggregate	Aggregate	Gasoline	3942787.917	135054006.2	135054006.2	0	18632660.71	0	72.80709689	0	23.62079515	96.42789204	0.349867645	0	0.080002588
Statewide Totals	2010	MDV	Aggregate	Aggregate	Diesel	7880.200812	235392.9582	235392.9582	0	34624.00205	0	0.154579222	0	0	0.154579222	0.020080372	0	0
Statewide Totals	2010	MH	Aggregate	Aggregate	Gasoline	159575.853	1281139.249	1281139.249	0	15963.96833	0	1.963449505	0	0.006625832	1.970075337	0.006582016	0	3.63209E-05
Statewide Totals	2010	MH	Aggregate	Aggregate	Diesel	29514.50732	311038.9244	311038.9244	0	2951.450732	0	2.384533249	0	0	2.384533249	0.071045389	0	0
Statewide Totals	2010	MHDT	Aggregate	Aggregate	Gasoline	55869.14051	2274507.923	2274507.923	0	1117829.763	0	5.899989208	0.005200805	0.701764746	6.606954759	0.010297279	0	0.004645032
Statewide Totals	2010	MHDT	Aggregate	Aggregate	Diesel	255248.3823	9621196.681	9621196.681	0	3046173.364	0	98.91927068	11.52626121	0.046602839	110.4921347	3.475048357	0.162458222	0
Statewide Totals	2010	MHDT	Aggregate	Aggregate	Natural Gas	249.0336207	11141.5613	11141.5613	0	2667.723239	0	0.00257991	0.001714159	0	0.004294069	5.13983E-06	3.03797E-06	0
Statewide Totals	2010	OBUS	Aggregate	Aggregate	Gasoline	17260.01454	971570.3073	971570.3073	0	345338.3708	0	1.358422986	0.001225453	0.167999016	1.527647456	0.001140441	0	0.000278551
Statewide Totals	2010	OBUS	Aggregate	Aggregate	Diesel	11032.77767	613244.3096	613244.3096	0	126380.5612	0	8.260545275	0.494263545	0.001553668	8.756362488	0.317684991	0.006997941	0
Statewide Totals	2010	OBUS	Aggregate	Aggregate	Natural Gas	260.6194901	14746.35849	14746.35849	0	2319.513462	0	0.003638112	0.000454841	0	0.004092953	7.01617E-06	8.06106E-07	0
Statewide Totals	2010	SBUS	Aggregate	Aggregate	Gasoline	4389.668116	202322.2029	202322.2029	0	17558.67246	0	0.566888941	0.004219834	0.010957541	0.582066316	0.002101351	0	9.14006E-05
Statewide Totals	2010	SBUS	Aggregate	Aggregate	Diesel	19798.05549	432920.7669	432920.7669	0	286675.8434	0	5.160795872	0.787069868	0.003451259	5.951317	0.207005371	0.012780227	0
Statewide Totals	2010	SBUS	Aggregate	Aggregate	Natural Gas	665.9445118	13755.98265	13755.98265	0	9642.876531	0	0.015495859	0.003926994	0	0.019422853	5.92879E-05	6.95974E-06	0
Statewide Totals	2010	UBUS	Aggregate	Aggregate	Gasoline	1787.065273	171470.6998	171470.6998	0	7148.261093	0	0.044668059	0	0.007591253	0.052259312	6.61912E-05	0	1.76881E-06
Statewide Totals	2010	UBUS	Aggregate	Aggregate	Diesel	4920.572268	485684.0005	485684.0005	0	19682.28907	0	8.224573644	0	0	8.224573644	0.009777004	0	0
Statewide Totals	2010	UBUS	Aggregate	Aggregate	Electricity	35.00903419	752.9531959	0	752.9532	140.0361368	1579.907	0	0	0	0	0	0	0

Region	Calendar Year	Vehicle Category	Model Year	Speed	Fuel	Population	Total VMT	CVMT	EVMT	Trips	Energy Consumption	NOx_RUNEX	NOx_IDLEX	NOx_STREX	NOx_TOTEX	PM2.5_RUNEX	PM2.5_IDLEX	PM2.5_STREX
Statewide Totals	2010	UBUS	Aggregate	Aggregate	Natural Gas	6077.218224	701230.6457	701230.6457	0	24308.87289	0	8.28720291	0	0	8.28720291	0.010096645	0	0
Statewide Totals	2011	HHDT	Aggregate	Aggregate	Gasoline	3470.116895	240200.9971	240200.9971	0	69430.09883	0	2.160201377	0	0.018541802	2.178743179	0.001296382	0	0.000627773
Statewide Totals	2011	HHDT	Aggregate	Aggregate	Diesel	230366.4294	33956560.1	33956560.1	0	3424172.357	0	529.5521222	17.13443618	0.447803166	547.1343615	19.18605742	0.375705418	0
Statewide Totals	2011	HHDT	Aggregate	Aggregate	Natural Gas	2820.508446	194108.4953	194108.4953	0	15327.11416	0	1.483102394	0.033076694	0	1.516179088	0.003010082	1.5673E-05	0
Statewide Totals	2011	LDA	Aggregate	Aggregate	Gasoline	12971612.01	440985043.2	440985043.2	0	60326141.16	0	125.4409358	0	39.49504795	164.9359837	1.197269542	0	0.266354204
Statewide Totals	2011	LDA	Aggregate	Aggregate	Diesel	70548.93277	1961279.525	1961279.525	0	303386.7002	0	1.871954727	0	0	1.871954727	0.16233795	0	0
Statewide Totals	2011	LDA	Aggregate	Aggregate	Electricity	15649.21454	432555.4126	0	432555.4	76388.69007	167002.1	0	0	0	0	0	0	0
Statewide Totals	2011	LDA	Aggregate	Aggregate	Plug-in Hybrid	1097.748845	51488.88956	27900.35863	23588.53	4539.191474	7124.439	0.000206114	0	0.000565575	0.000771689	1.29112E-05	0	2.57121E-06
Statewide Totals	2011	LDT1	Aggregate	Aggregate	Gasoline	1538031.315	45260246.32	45260246.32	0	6757553.648	0	31.22540366	0	6.530342391	37.75574605	0.288386212	0	0.057733842
Statewide Totals	2011	LDT1	Aggregate	Aggregate	Diesel	3734.38335	79191.57602	79191.57602	0	14307.88695	0	0.132679861	0	0	0.132679861	0.015733816	0	0
Statewide Totals	2011	LDT1	Aggregate	Aggregate	Electricity	1257.468482	28238.7288	0	28238.73	5723.644592	10902.48	0	0	0	0	0	0	0
Statewide Totals	2011	LDT2	Aggregate	Aggregate	Gasoline	4629309.295	157050899.3	157050899.3	0	21614427.07	0	80.78515558	0	25.15250954	105.9376651	0.430664981	0	0.086865348
Statewide Totals	2011	LDT2	Aggregate	Aggregate	Diesel	568.6631078	14951.89553	14951.89553	0	2330.566047	0	0.021239203	0	0	0.021239203	0.002167875	0	0
Statewide Totals	2011	LHDT1	Aggregate	Aggregate	Gasoline	539753.5015	17351691.2	17351691.2	0	8041522.94	0	12.37313094	0.024702381	5.656733854	18.05456717	0.057320812	0	0.007984052
Statewide Totals	2011	LHDT1	Aggregate	Aggregate	Diesel	355898.9227	12655569.73	12655569.73	0	4476760.726	0	73.43935128	1.018477082	0	74.45782837	1.09082673	0.01164564	0
Statewide Totals	2011	LHDT2	Aggregate	Aggregate	Gasoline	71050.92329	2365813.063	2365813.063	0	1058552.891	0	1.428968403	0.003267049	0.780851132	2.213086583	0.006021216	0	0.000814748
Statewide Totals	2011	LHDT2	Aggregate	Aggregate	Diesel	97139.09024	3521079.859	3521079.859	0	1221887.554	0	18.26652298	0.277983244	0	18.54450623	0.289996734	0.003053224	0
Statewide Totals	2011	MCY	Aggregate	Aggregate	Gasoline	656966.7001	3836200.605	3836200.605	0	1313933.4	0	4.21681681	0	0.377402994	4.594219805	0.009515872	0	0.008517115
Statewide Totals	2011	MDV	Aggregate	Aggregate	Gasoline	3924688.148	132509385.4	132509385.4	0	18417706.8	0	68.88203866	0	22.84321916	91.72525782	0.320962171	0	0.074054861
Statewide Totals	2011	MDV	Aggregate	Aggregate	Diesel	10984.35431	378511.3369	378511.3369	0	50953.7055	0	0.141331479	0	0	0.141331479	0.018056618	0	0
Statewide Totals	2011	MH	Aggregate	Aggregate	Gasoline	150602.3011	1191946.467	1191946.467	0	15066.2542	0	1.745321111	0	0.00620076	1.751521871	0.005843734	0	3.23566E-05
Statewide Totals	2011	MH	Aggregate	Aggregate	Diesel	29408.69602	299296.238	299296.238	0	2940.869602	0	2.251447858	0	0	2.251447858	0.067217545	0	0
Statewide Totals	2011	MHDT	Aggregate	Aggregate	Gasoline	54524.0621	2261183.497	2261183.497	0	1090917.434	0	5.354048067	0.005099638	0.668315389	6.027463094	0.009062176	0	0.004131038
Statewide Totals	2011	MHDT	Aggregate	Aggregate	Diesel	254233.9078	9807401.192	9807401.192	0	3031417.556	0	96.85532878	11.26639574	0.243139818	108.3648643	3.425534507	0.152653824	0
Statewide Totals	2011	MHDT	Aggregate	Aggregate	Natural Gas	346.860581	15159.67631	15159.67631	0	3777.052587	0	0.003560547	0.002359146	0	0.005919693	7.05075E-06	4.18107E-06	0
Statewide Totals	2011	OBUS	Aggregate	Aggregate	Gasoline	16507.96859	910295.8296	910295.8296	0	330291.4356	0	1.238037665	0.001173257	0.158685739	1.397896661	0.001008839	0	0.000250059
Statewide Totals	2011	OBUS	Aggregate	Aggregate	Diesel	10874.73657	623732.8866	623732.8866	0	124914.4014	0	8.016992747	0.476519787	0.00846026	8.501972795	0.308631907	0.006261454	0
Statewide Totals	2011	OBUS	Aggregate	Aggregate	Natural Gas	277.4759135	16715.6517	16715.6517	0	2469.53563	0	0.004123237	0.000484259	0	0.004607496	7.95336E-06	8.58244E-07	0
Statewide Totals	2011	SBUS	Aggregate	Aggregate	Gasoline	4476.262422	207234.9197	207234.9197	0	17905.04969	0	0.530820338	0.004330184	0.011407668	0.546558189	0.001992033	0	8.6299E-05
Statewide Totals	2011	SBUS	Aggregate	Aggregate	Diesel	20124.68305	435282.9377	435282.9377	0	291405.4105	0	5.04053369	0.796121635	0.012694615	5.84934994	0.1982121	0.011866384	0
Statewide Totals	2011	SBUS	Aggregate	Aggregate	Natural Gas	952.3169499	20271.2664	20271.2664	0	13789.54943	0	0.023091163	0.005615697	0	0.028706859	8.77861E-05	9.95259E-06	0
Statewide Totals	2011	UBUS	Aggregate	Aggregate	Gasoline	1931.171208	180432.0261	180432.0261	0	7724.684831	0	0.045014148	0	0.008234042	0.053248189	5.99168E-05	0	1.54084E-06
Statewide Totals	2011	UBUS	Aggregate	Aggregate	Diesel	4518.253121	440374.6922	440374.6922	0	18073.01249	0	6.956285063	0	0	6.956285063	0.007937451	0	0
Statewide Totals	2011	UBUS	Aggregate	Aggregate	Electricity	35.44616379	761.3824718	0	761.3825	141.7846552	1582.024	0	0	0	0	0	0	0
Statewide Totals	2011	UBUS	Aggregate	Aggregate	Natural Gas	5818.810206	652587.1967	652587.1967	0	23275.24082	0	6.86149023	0	0	6.86149023	0.008222079	0	0
Statewide Totals	2012	HHDT	Aggregate	Aggregate	Gasoline	3171.985086	222973.7987	222973.7987	0	63465.07761	0	1.961242583	0	0.015826313	1.977068896	0.00110778	0	0.000524218
Statewide Totals	2012	HHDT	Aggregate	Aggregate	Diesel	233463.408	33729156.08	33729156.08	0	3516518.261	0	477.6817712	18.76958961	0.930227481	497.3815883	17.11422931	0.337871602	0
Statewide Totals	2012	HHDT	Aggregate	Aggregate	Natural Gas	3597.427381	248225.5372	248225.5372	0	20035.38919	0	1.503308971	0.042519325	0	1.545828296	0.002951054	2.29386E-05	0
Statewide Totals	2012	LDA	Aggregate	Aggregate	Gasoline	13123742.01	448579153.5	448579153.5	0	61007955.1	0	113.028095	0	37.42091052	150.4490055	1.066685501	0	0.238939875
Statewide Totals	2012	LDA	Aggregate	Aggregate	Diesel	78435.20475	2370048.053	2370048.053	0	345197.2858	0	1.741885098	0	0	1.741885098	0.145927666	0	0
Statewide Totals	2012	LDA	Aggregate	Aggregate	Electricity	17835.89673	502992.3792	0	502992.4	87396.14442	194196.6	0	0	0	0	0	0	0
Statewide Totals	2012	LDA	Aggregate	Aggregate	Plug-in Hybrid	10478.5639	496177.0883	268864.1927	227312.9	43328.86172	68655.27	0.001982748	0	0.005401813	0.007384561	0.000175909	0	3.77398E-05
Statewide Totals	2012	LDT1	Aggregate	Aggregate	Gasoline	1495749.046	44087669.36	44087669.36	0	6555115.773	0	28.1701429	0	6.052842187	34.22298508	0.257908013	0	0.051961309
Statewide Totals	2012	LDT1	Aggregate	Aggregate	Diesel	3576.257229	75511.3306	75511.3306	0	13594.59892	0	0.123630616	0	0	0.123630616	0.014507697	0	0
Statewide Totals	2012	LDT1	Aggregate	Aggregate	Electricity	1252.361207	27762.33421	0	27762.33	5661.264472	10718.55	0	0	0	0	0	0	0
Statewide Totals	2012	LDT2	Aggregate	Aggregate	Gasoline	4710185.744	159856016.2	159856016.2	0	21936673.31	0	74.52182078	0	23.92673732	98.4485581	0.394283779	0	0.080144659
Statewide Totals	2012	LDT2	Aggregate	Aggregate	Diesel	2713.993223	110131.2248	110131.2248	0	13289.31571	0	0.029258739	0	0	0.029258739	0.00277886	0	0
Statewide Totals	2012	LHDT1	Aggregate	Aggregate	Gasoline	517672.7375	16320023.97	16320023.97	0	7712552.456	0	11.16318802	0.023731358	5.558415127	16.74533451	0.051497802	0	0.007298768
Statewide Totals	2012	LHDT1	Aggregate	Aggregate	Diesel	350284.2635	12154325.81	12154325.81	0	4406135.378	0	68.61810853	1.002409594	0	69.62051812	1.037342414	0.011322152	0
Statewide Totals	2012	LHDT2	Aggregate	Aggregate	Gasoline	71494.34297	2358378.673	2358378.673	0	1065159.184	0	1.338676805	0.003292919	0.802650561	2.144620284	0.005600673	0	0.00076452
Statewide Totals	2012	LHDT2	Aggregate	Aggregate	Diesel	98959.88119	3559915.588	3559915.588	0	1244790.814	0	17.21364043	0.283193808	0	17.49683424	0.277819048	0.003072316	0
Statewide Totals	2012	MCY	Aggregate	Aggregate	Gasoline	670051.7407	3855921.146	3855921.146	0	1340103.481	0	4.016790084	0	0.368909966	4.385700051	0.009058531	0	0.008351917
Statewide Totals	2012	MDV	Aggregate	Aggregate	Gasoline	3928967.484	131177813.8	131177813.8	0	18323341.44	0	64.95807632	0	22.06994503	87.02802135	0.296119283	0	0.068780088
Statewide Totals	2012	MDV	Aggregate	Aggregate	Diesel	16392.10986	611004.1085	611004.1085	0	78133.81594	0	0.165984842	0	0	0.165984842	0.018547372	0	0
Statewide Totals	2012	MH	Aggregate	Aggregate	Gasoline	143721.4284	1126611.329	1126611.329	0	14377.8917	0	1.557577066	0	0.005876872	1.563453938	0.005176494	0	2.84994E-05
Statewide Totals	2012	MH	Aggregate	Aggregate	Diesel	29696.33158	291774.4062	291774.4062	0	2969.633158	0	2.160218887	0	0	2.160218887	0.064780058	0	0
Statewide Totals	2012	MHDT	Aggregate	Aggregate	Gasoline	53008.7769	2217494.377	2217494.377	0	1060599.608	0	4.902156298	0.00497803	0.639166663	5.546300991	0.007993102	0	0.003644813
Statewide Totals	2012	MHDT	Aggregate	Aggregate	Diesel	253765.9919	9752039.566	9752039.566	0	3021990.324	0	91.20593514	10.93194439	0.517181706	102.6550612	3.236091437	0.143258489	0
Statewide Totals	2012	MHDT	Aggregate	Aggregate	Natural Gas	431.1715631	20558.66243	20558.66243	0	4728.908492	0	0.004724177	0.002912144	0	0.007636321	9.37106E-06	5.16114E-06	0
Statewide Totals	2012	OBUS	Aggregate	Aggregate	Gasoline	16234.44954	883121.9287	883121.9287	0	324818.8663	0	1.132025537	0.001155113	0.15352059	1.28670124	0.000907278	0	0.000218796
Statewide Totals	2012	OBUS	Aggregate	Aggregate	Diesel	10989.11919	619418.7706	619418.7706	0	127748.2072	0	7.357736882	0.476803099	0.02232776	7.856867741	0.279681685	0.005725732	0
Statewide Totals	2012	OBUS	Aggregate	Aggregate	Natural Gas	315.1373825	17765.84985	17765.84985	0	2804.722705	0	0.004407381	0.000549987	0	0.004957369	8.48709E-06	9.74732E-07	0
Statewide Totals	2012	SBUS	Aggregate	Aggregate	Gasoline	4442.141213	206805.3553	206805.3553	0	17768.56485	0	0.492050842	0.004318584	0.011460919	0.507830344	0.00181292	0	7.82802E-05
Statewide Totals	2012	SBUS	Aggregate	Aggregate	Diesel	20666.78065	430998.1935	430998.1935	0	299254.9838	0	4.823071482	0.806467827	0.025617128	5.655156438	0.148957965	0.008693761	0
Statewide Totals	2012	SBUS	Aggregate	Aggregate	Natural Gas	1043.219333	22247.75086	22247.75086	0	15105.81594	0	0.02541502	0.006151737	0	0.031566757	9.64581E-05	1.09026E-05	0
Statewide Totals	2012	UBUS	Aggregate	Aggregate	Gasoline	2041.116792	194799.6075	194799.6075	0	8164.467169	0	0.051590376	0	0.00874009	0.060330466	5.93434E-05	0	1.3131E-06
Statewide Totals	2012	UBUS	Aggregate	Aggregate	Diesel	4139.451645	424680.9241	424680.9241	0	16557.80658	0	6.208412356	0	0	6.208412356	0.006688461	0	0
Statewide Totals	2012	UBUS	Aggregate	Aggregate	Electricity	30.43383259	838.2802905	0	838.2803	121.7353304	1733.095	0	0	0	0	0	0	0
Statewide Totals	2012	UBUS	Aggregate	Aggregate	Natural Gas	6182.99773	678521.3014	678521.3014	0	24731.99092	0	6.62476894	0	0	6.62476894	0.008056428	0	0
Statewide Totals	2013	HHDT	Aggregate	Aggregate	Gasoline	2795.407294	193135.3729	193135.3729	0	55930.50914	0	1.667352386	0	0.018198575	1.685550961	0.000925793	0	0.000428501

Region	Calendar Year	Vehicle Category	Model Year	Speed	Fuel	Population	Total VMT	CVMT	EVMT	Trips	Energy Consumption	NOx_RUNEX	NOx_IDLEX	NOx_STREX	NOx_TOTEX	PM2.5_RUNEX	PM2.5_IDLEX	PM2.5_STREX
Statewide Totals	2013	HHDT	Aggregate	Aggregate	Diesel	241346.6741	36264800.59	36264800.59	0	3632540.04	0	427.8227177	18.98202687	1.802842971	448.6075875	14.00026871	0.243171406	0
Statewide Totals	2013	HHDT	Aggregate	Aggregate	Natural Gas	5088.208242	420986.4559	420986.4559	0	34924.76723	0	1.744105939	0.068051284	0	1.812157224	0.003288769	5.67337E-05	0
Statewide Totals	2013	LDA	Aggregate	Aggregate	Gasoline	13410044.11	460981225.1	460981225.1	0	62351338.19	0	101.4264237	0	35.44141855	136.8678423	0.975690574	0	0.222456057
Statewide Totals	2013	LDA	Aggregate	Aggregate	Diesel	88978.74365	2885155.402	2885155.402	0	400027.446	0	1.621955451	0	0	1.621955451	0.132022156	0	0
Statewide Totals	2013	LDA	Aggregate	Aggregate	Electricity	33438.27699	1013024.471	0	1013024	167521.4971	391111.1	0	0	0	0	0	0	0
Statewide Totals	2013	LDA	Aggregate	Aggregate	Plug-in Hybrid	28605.45187	1342186.432	727292.4967	614893.9	118283.5435	185716.3	0.005361874	0	0.014750122	0.020111996	0.000632837	0	0.000143052
Statewide Totals	2013	LDT1	Aggregate	Aggregate	Gasoline	1476705.386	43684740.63	43684740.63	0	6465722.676	0	25.45943737	0	5.663110151	31.12254752	0.232703531	0	0.047259419
Statewide Totals	2013	LDT1	Aggregate	Aggregate	Diesel	3483.870357	74287.4816	74287.4816	0	13215.78453	0	0.114765523	0	0	0.114765523	0.013391259	0	0
Statewide Totals	2013	LDT1	Aggregate	Aggregate	Electricity	1941.207495	51268.08809	0	51268.09	9255.040478	19793.71	0	0	0	0	0	0	0
Statewide Totals	2013	LDT2	Aggregate	Aggregate	Gasoline	4879350.73	166070517.3	166070517.3	0	22705560.47	0	68.28092278	0	22.81412115	91.09504393	0.367791146	0	0.075123185
Statewide Totals	2013	LDT2	Aggregate	Aggregate	Diesel	4736.539755	195748.8037	195748.8037	0	23397.24667	0	0.036958602	0	0	0.036958602	0.003665559	0	0
Statewide Totals	2013	LHDT1	Aggregate	Aggregate	Gasoline	505638.4035	15771483.29	15771483.29	0	7533258.81	0	10.15907624	0.023220679	5.56454258	15.7468395	0.046822404	0	0.006770116
Statewide Totals	2013	LHDT1	Aggregate	Aggregate	Diesel	353355.5312	12090778.73	12090778.73	0	4444768.061	0	65.05756953	1.011198651	0	66.06876818	0.999250934	0.011266292	0
Statewide Totals	2013	LHDT2	Aggregate	Aggregate	Gasoline	72174.7291	2366545.839	2366545.839	0	1075295.923	0	1.241239379	0.003330486	0.82492881	2.069498674	0.005207703	0	0.000718343
Statewide Totals	2013	LHDT2	Aggregate	Aggregate	Diesel	102565.676	3655054.316	3655054.316	0	1290147.177	0	16.42251727	0.293512522	0	16.71602979	0.269783932	0.003146913	0
Statewide Totals	2013	MCY	Aggregate	Aggregate	Gasoline	682412.9325	3886121.403	3886121.403	0	1364825.865	0	3.832904871	0	0.359487476	4.192392346	0.008714347	0	0.008169322
Statewide Totals	2013	MDV	Aggregate	Aggregate	Gasoline	3902869.326	128720456.4	128720456.4	0	18094511.67	0	60.69793035	0	21.21201052	81.90994087	0.274126516	0	0.064078778
Statewide Totals	2013	MDV	Aggregate	Aggregate	Diesel	19490.26916	739725.2108	739725.2108	0	93519.77914	0	0.163679681	0	0	0.163679681	0.01774046	0	0
Statewide Totals	2013	MH	Aggregate	Aggregate	Gasoline	137880.3794	1067481.807	1067481.807	0	13793.55316	0	1.393220287	0	0.005625206	1.398845493	0.004628294	0	2.55928E-05
Statewide Totals	2013	MH	Aggregate	Aggregate	Diesel	30228.26431	289755.1446	289755.1446	0	3022.826431	0	2.072268876	0	0	2.072268876	0.061855771	0	0
Statewide Totals	2013	MHDT	Aggregate	Aggregate	Gasoline	53141.0002	2266493.528	2266493.528	0	1063245.132	0	4.487732488	0.005014752	0.627158035	5.119905275	0.007133	0	0.003243643
Statewide Totals	2013	MHDT	Aggregate	Aggregate	Diesel	255742.8775	10529118.51	10529118.51	0	3041833.11	0	91.52829457	10.70012566	0.807816859	103.0362371	2.859745928	0.102023367	0
Statewide Totals	2013	MHDT	Aggregate	Aggregate	Natural Gas	470.2542347	23380.15482	23380.15482	0	5068.508019	0	0.005414092	0.003201546	0	0.008615638	1.06817E-05	5.67404E-06	0
Statewide Totals	2013	OBUS	Aggregate	Aggregate	Gasoline	16794.24403	909555.9951	909555.9951	0	336019.2346	0	1.049479383	0.00119637	0.156843766	1.207519519	0.000856976	0	0.000204771
Statewide Totals	2013	OBUS	Aggregate	Aggregate	Diesel	9923.080315	667309.3992	667309.3992	0	117080.4799	0	7.124995876	0.425645071	0.036782496	7.587423443	0.265176598	0.004662911	0
Statewide Totals	2013	OBUS	Aggregate	Aggregate	Natural Gas	316.4830531	20486.75887	20486.75887	0	2816.699173	0	0.005301803	0.000552336	0	0.005854139	1.01263E-05	9.78894E-07	0
Statewide Totals	2013	SBUS	Aggregate	Aggregate	Gasoline	4118.444778	185981.7428	185981.7428	0	16473.77911	0	0.234021968	0.004119154	0.011040015	0.249181138	0.000468123	0	1.77772E-05
Statewide Totals	2013	SBUS	Aggregate	Aggregate	Diesel	20843.82456	456730.5638	456730.5638	0	301818.5796	0	4.876740305	0.804912725	0.032902129	5.71455516	0.113668982	0.006063293	0
Statewide Totals	2013	SBUS	Aggregate	Aggregate	Natural Gas	1449.245426	32774.69876	32774.69876	0	20985.07376	0	0.038226044	0.008546023	0	0.046772068	0.000143369	1.5146E-05	0
Statewide Totals	2013	UBUS	Aggregate	Aggregate	Gasoline	2223.653815	206040.2848	206040.2848	0	8894.61526	0	0.054551365	0	0.00951024	0.064061606	5.79172E-05	0	1.35994E-06
Statewide Totals	2013	UBUS	Aggregate	Aggregate	Diesel	4022.614294	401958.5948	401958.5948	0	16090.45718	0	5.519149049	0	0	5.519149049	0.005970627	0	0
Statewide Totals	2013	UBUS	Aggregate	Aggregate	Electricity	52.00137209	3286.999329	0	3286.999	208.0054884	6819.67	0	0	0	0	0	0	0
Statewide Totals	2013	UBUS	Aggregate	Aggregate	Natural Gas	6951.730518	776091.1561	776091.1561	0	27806.92207	0	6.355430502	0	0	6.355430502	0.007632947	0	0
Statewide Totals	2014	HHDT	Aggregate	Aggregate	Gasoline	1760.058301	121433.328	121433.328	0	35215.24648	0	0.987776093	0	0.01192779	0.999703883	0.000559891	0	0.000259334
Statewide Totals	2014	HHDT	Aggregate	Aggregate	Diesel	250724.337	36387810.18	36387810.18	0	3824766.963	0	364.0177936	21.24584766	2.81203701	388.0756783	8.753519604	0.159013888	0
Statewide Totals	2014	HHDT	Aggregate	Aggregate	Natural Gas	5860.804299	465616.4848	465616.4848	0	40532.46432	0	1.724638796	0.079140594	0	1.80377939	0.003202153	6.76737E-05	0
Statewide Totals	2014	LDA	Aggregate	Aggregate	Gasoline	13609448.1	474015888.9	474015888.9	0	63353028.53	0	89.83474672	0	33.35106106	123.1858078	0.906067004	0	0.203339811
Statewide Totals	2014	LDA	Aggregate	Aggregate	Diesel	101287.4516	3519654.742	3519654.742	0	464670.1016	0	1.452089028	0	0	1.452089028	0.118033118	0	0
Statewide Totals	2014	LDA	Aggregate	Aggregate	Electricity	47974.54699	1553812.897	0	1553813	245094.6443	599900	0	0	0	0	0	0	0
Statewide Totals	2014	LDA	Aggregate	Aggregate	Plug-in Hybrid	55087.51605	2577512.32	1396680.331	1180832	227786.8789	356646.5	0.010289057	0	0.028407022	0.038696079	0.00156046	0	0.000363342
Statewide Totals	2014	LDT1	Aggregate	Aggregate	Gasoline	1443740.814	43518043.86	43518043.86	0	6348191.186	0	21.96136634	0	5.225242752	27.18660909	0.198877808	0	0.03959233
Statewide Totals	2014	LDT1	Aggregate	Aggregate	Diesel	3117.533135	64951.89225	64951.89225	0	11665.16433	0	0.098900785	0	0	0.098900785	0.01162268	0	0
Statewide Totals	2014	LDT1	Aggregate	Aggregate	Electricity	2821.77787	81848.2791	0	81848.28	13827.26672	31600.19	0	0	0	0	0	0	0
Statewide Totals	2014	LDT2	Aggregate	Aggregate	Gasoline	5024240.2	172405408.2	172405408.2	0	23359456.44	0	62.60259781	0	21.70356509	84.30616289	0.352295514	0	0.071587486
Statewide Totals	2014	LDT2	Aggregate	Aggregate	Diesel	7801.605121	333103.0947	333103.0947	0	38994.39709	0	0.042256477	0	0	0.042256477	0.004267891	0	0
Statewide Totals	2014	LHDT1	Aggregate	Aggregate	Gasoline	507191.9542	15396337.7	15396337.7	0	7556404.402	0	9.868184811	0.023272938	5.648404999	15.53986275	0.050952155	0	0.00929747
Statewide Totals	2014	LHDT1	Aggregate	Aggregate	Diesel	355201.7966	12042363.28	12042363.28	0	4467991.757	0	61.95480066	1.016482114	0	62.97128278	0.967394405	0.0111957	0
Statewide Totals	2014	LHDT2	Aggregate	Aggregate	Gasoline	72173.24151	2385260.2	2385260.2	0	1075273.76	0	1.131627347	0.003337903	0.839847231	1.974812482	0.004707648	0	0.0006327
Statewide Totals	2014	LHDT2	Aggregate	Aggregate	Diesel	106587.0572	3815020.941	3815020.941	0	1340731.093	0	15.75931878	0.305020522	0	16.0643393	0.26287261	0.003227964	0
Statewide Totals	2014	MCY	Aggregate	Aggregate	Gasoline	695041.2023	3951333.495	3951333.495	0	1390082.405	0	3.689441861	0	0.349188972	4.038630833	0.008679973	0	0.008182509
Statewide Totals	2014	MDV	Aggregate	Aggregate	Gasoline	4030858.457	132836138.1	132836138.1	0	18606455.86	0	58.43514146	0	20.7989088	79.23405026	0.272155596	0	0.06342167
Statewide Totals	2014	MDV	Aggregate	Aggregate	Diesel	24823.25557	978373.4696	978373.4696	0	120509.8573	0	0.173431465	0	0	0.173431465	0.017438955	0	0
Statewide Totals	2014	MH	Aggregate	Aggregate	Gasoline	134225.3334	1044461.016	1044461.016	0	13427.90235	0	1.269629548	0	0.005461041	1.275090589	0.004161837	0	2.25154E-05
Statewide Totals	2014	MH	Aggregate	Aggregate	Diesel	30745.78826	288614.8497	288614.8497	0	3074.578826	0	2.004097828	0	0	2.004097828	0.059600069	0	0
Statewide Totals	2014	MHDT	Aggregate	Aggregate	Gasoline	53737.1333	2351513.164	2351513.164	0	1075172.563	0	4.290560609	0.005097151	0.621615208	4.917272969	0.006432332	0	0.002763009
Statewide Totals	2014	MHDT	Aggregate	Aggregate	Diesel	258616.0405	10571552.85	10571552.85	0	3071192.563	0	85.05516827	10.41510051	1.07706028	96.54732906	2.538498615	0.092031914	0
Statewide Totals	2014	MHDT	Aggregate	Aggregate	Natural Gas	579.1120288	28373.8475	28373.8475	0	6126.330447	0	0.006565476	0.003979257	0	0.010544734	1.28835E-05	7.05236E-06	0
Statewide Totals	2014	OBUS	Aggregate	Aggregate	Gasoline	16239.46291	837667.0682	837667.0682	0	324919.1738	0	1.001418236	0.001154377	0.153438674	1.156011287	0.000844362	0	0.000198717
Statewide Totals	2014	OBUS	Aggregate	Aggregate	Diesel	10000.0124	673142.4479	673142.4479	0	119052.5229	0	6.792210468	0.409963454	0.045743518	7.24791744	0.280832628	0.00459704	0
Statewide Totals	2014	OBUS	Aggregate	Aggregate	Natural Gas	241.0918965	17723.31169	17723.31169	0	2145.717879	0	0.004481707	0.000420761	0	0.004902468	8.61707E-06	7.45707E-07	0
Statewide Totals	2014	SBUS	Aggregate	Aggregate	Gasoline	4248.627464	195985.3348	195985.3348	0	16994.50986	0	0.224580644	0.004259217	0.011472705	0.240312567	0.000445398	0	1.67973E-05
Statewide Totals	2014	SBUS	Aggregate	Aggregate	Diesel	20573.83447	451812.8791	451812.8791	0	297909.1231	0	4.693863343	0.775588889	0.040096016	5.509548249	0.028089135	0.00141927	0
Statewide Totals	2014	SBUS	Aggregate	Aggregate	Natural Gas	1592.655531	39906.77565	39906.77565	0	23061.65208	0	0.04704618	0.009391695	0	0.056437876	0.000175379	1.66447E-05	0
Statewide Totals	2014	UBUS	Aggregate	Aggregate	Gasoline	2150.302239	199571.8632	199571.8632	0	8601.208956	0	0.05130355	0	0.009312436	0.060615986	5.99594E-05	0	1.33316E-06
Statewide Totals	2014	UBUS	Aggregate	Aggregate	Diesel	3857.957149	348720.64	348720.64	0	15431.08193	0	4.209242735	0	0	4.209242735	0.004767946	0	0
Statewide Totals	2014	UBUS	Aggregate	Aggregate	Electricity	51.27662914	1302.002087	0	1302.002	205.1065166	2619.237	0	0	0	0	0	0	0
Statewide Totals	2014	UBUS	Aggregate	Aggregate	Natural Gas	7085.463983	775329.611	775329.611	0	28338.6026	0	5.673116143	0	0	5.673116143	0.006616563	0	0
Statewide Totals	2015	HHDT	Aggregate	Aggregate	Gasoline	870.2509838	26364.46475	26364.46475	0	17411.98168	0	0.38981703	0	0.010053468	0.399870498	0.00037293	0	0.0001862
Statewide Totals	2015	HHDT	Aggregate	Aggregate	Diesel	262464.0309	36298335.29	36298335.29	0	4036939.783	0	313.152437	22.94337202	3.982877881	340.0786869	7.208445864	0.135914374	0
Statewide Totals	2015	HHDT	Aggregate	Aggregate	Natural Gas	7179.477155	534874.4976	534874.4976	0	50924.96841	0	1.761641588	0.098732453	0	1.860374041	0.003123164	8.93928E-05	0

Region	Calendar Year	Vehicle Category	Model Year	Speed	Fuel	Population	Total VMT	CVMT	EVMT	Trips	Energy Consumption	NOx_RUNEX	NOx_IDLEX	NOx_STREX	NOx_TOTEX	PM2.5_RUNEX	PM2.5_IDLEX	PM2.5_STREX
Statewide Totals	2015	LDA	Aggregate	Aggregate	Gasoline	13950022.6	501705189.7	501705189.7	0	65070535.37	0	80.52157185	0	31.44711158	111.9686834	0.894422391	0	0.192449866
Statewide Totals	2015	LDA	Aggregate	Aggregate	Diesel	115310.4258	4249858.175	4249858.175	0	535913.2487	0	1.374358407	0	0	1.374358407	0.109322317	0	0
Statewide Totals	2015	LDA	Aggregate	Aggregate	Electricity	84849.812	2819833.668	0	2819834	433444.3512	1088689	0	0	0	0	0	0	0
Statewide Totals	2015	LDA	Aggregate	Aggregate	Plug-in Hybrid	76002.8161	3575822.64	1937636.193	1638186	314271.6446	494781.1	0.014258574	0	0.039208124	0.053466697	0.002489063	0	0.00058373
Statewide Totals	2015	LDT1	Aggregate	Aggregate	Gasoline	1517351.486	48349819.81	48349819.81	0	6731863.228	0	20.42331556	0	4.986723487	25.41003905	0.194172362	0	0.037706359
Statewide Totals	2015	LDT1	Aggregate	Aggregate	Diesel	2920.420891	58556.69684	58556.69684	0	10634.27495	0	0.090371847	0	0	0.090371847	0.011108241	0	0
Statewide Totals	2015	LDT1	Aggregate	Aggregate	Electricity	2711.936585	77608.89158	0	77608.89	13128.82978	29963.44	0	0	0	0	0	0	0
Statewide Totals	2015	LDT2	Aggregate	Aggregate	Gasoline	5118410.814	178399337.1	178399337.1	0	23711717.75	0	59.7611328	0	21.0392868	80.8004196	0.350038453	0	0.069377836
Statewide Totals	2015	LDT2	Aggregate	Aggregate	Diesel	14053.26897	592493.1615	592493.1615	0	68855.82099	0	0.104142621	0	0	0.104142621	0.011862696	0	0
Statewide Totals	2015	LDT2	Aggregate	Aggregate	Electricity	874.9600376	25159.02465	0	25159.02	4238.921271	9713.46	0	0	0	0	0	0	0
Statewide Totals	2015	LDT2	Aggregate	Aggregate	Plug-in Hybrid	164.1637999	7944.072038	4304.665772	3639.406	678.8173127	1099.209	3.17547E-05	0	8.4786E-05	0.000116541	7.63822E-06	0	1.80335E-06
Statewide Totals	2015	LHDT1	Aggregate	Aggregate	Gasoline	498888.8982	15600575.75	15600575.75	0	7432701.238	0	9.199178173	0.022937633	5.665443587	14.88755939	0.046926586	0	0.008111903
Statewide Totals	2015	LHDT1	Aggregate	Aggregate	Diesel	362293.3302	12577307.97	12577307.97	0	4557194.329	0	59.99063682	1.036775979	0	61.0274128	0.953077837	0.011277903	0
Statewide Totals	2015	LHDT2	Aggregate	Aggregate	Gasoline	72058.78082	2429698.286	2429698.286	0	1073568.467	0	1.083514514	0.00333587	0.844764433	1.931614816	0.004629238	0	0.000602345
Statewide Totals	2015	LHDT2	Aggregate	Aggregate	Diesel	114007.4992	4229901.015	4229901.015	0	1434070.918	0	15.48391174	0.326255624	0	15.81016736	0.265376057	0.003430077	0
Statewide Totals	2015	MCY	Aggregate	Aggregate	Gasoline	721328.6298	4186368.783	4186368.783	0	1442657.26	0	3.708479005	0	0.346476349	4.054955354	0.00907013	0	0.008116807
Statewide Totals	2015	MDV	Aggregate	Aggregate	Gasoline	4011876.551	135015635.3	135015635.3	0	18474775.78	0	53.7083305	0	19.32254203	73.03087252	0.267013302	0	0.060278291
Statewide Totals	2015	MDV	Aggregate	Aggregate	Diesel	42733.94952	1775250.962	1775250.962	0	210109.6193	0	0.305686816	0	0	0.305686816	0.021724745	0	0
Statewide Totals	2015	MDV	Aggregate	Aggregate	Electricity	416.8481917	8597.773335	0	8597.773	1832.992292	3319.45	0	0	0	0	0	0	0
Statewide Totals	2015	MH	Aggregate	Aggregate	Gasoline	126227.5949	1013798.744	1013798.744	0	12627.80859	0	1.106571579	0	0.005101824	1.111673403	0.003436299	0	1.67025E-05
Statewide Totals	2015	MH	Aggregate	Aggregate	Diesel	32379.81534	308962.8166	308962.8166	0	3237.981534	0	2.021405225	0	0	2.021405225	0.059411356	0	0
Statewide Totals	2015	MHDT	Aggregate	Aggregate	Gasoline	54004.98924	2434917.869	2434917.869	0	1080531.825	0	4.103436456	0.005142879	0.612551262	4.721130598	0.005997529	0	0.002437699
Statewide Totals	2015	MHDT	Aggregate	Aggregate	Diesel	264588.1292	10561669.86	10561669.86	0	3142074.95	0	77.37903132	10.19788872	1.397467451	88.9743875	2.293389446	0.08496075	0
Statewide Totals	2015	MHDT	Aggregate	Aggregate	Natural Gas	682.2432852	32619.08443	32619.08443	0	7145.29454	0	0.007551567	0.004719219	0	0.012270786	1.48015E-05	8.36378E-06	0
Statewide Totals	2015	OBUS	Aggregate	Aggregate	Gasoline	16501.11432	849354.3321	849354.3321	0	330154.2953	0	0.947586755	0.001174329	0.155175258	1.103936341	0.000825434	0	0.00019255
Statewide Totals	2015	OBUS	Aggregate	Aggregate	Diesel	10459.12073	670351.7441	670351.7441	0	122419.1778	0	6.247368598	0.38932772	0.056086789	6.692783107	0.261337541	0.004252445	0
Statewide Totals	2015	OBUS	Aggregate	Aggregate	Natural Gas	310.6691624	20046.44206	20046.44206	0	2764.955545	0	0.005151787	0.000542189	0	0.005693976	9.84243E-06	9.60912E-07	0
Statewide Totals	2015	SBUS	Aggregate	Aggregate	Gasoline	6709.32182	318562.4043	318562.4043	0	26837.28728	0	0.562069403	0.00662339	0.01725908	0.585951873	0.002052615	0	8.64969E-05
Statewide Totals	2015	SBUS	Aggregate	Aggregate	Diesel	20136.38836	449005.6779	449005.6779	0	291574.9035	0	4.524892288	0.745203278	0.046629244	5.31672481	0.02732137	0.00131853	0
Statewide Totals	2015	SBUS	Aggregate	Aggregate	Natural Gas	1602.941637	42442.0822	42442.0822	0	23210.5949	0	0.050041213	0.009452351	0	0.059493564	0.000186531	1.67522E-05	0
Statewide Totals	2015	UBUS	Aggregate	Aggregate	Gasoline	2286.157173	208552.9061	208552.9061	0	9144.628693	0	0.052314052	0	0.009605712	0.061919764	7.4813E-05	0	1.62857E-06
Statewide Totals	2015	UBUS	Aggregate	Aggregate	Diesel	3918.485217	398234.0869	398234.0869	0	15673.94087	0	3.965040227	0	0	3.965040227	0.005093614	0	0
Statewide Totals	2015	UBUS	Aggregate	Aggregate	Electricity	56.10389497	3339.86722	0	3339.867	224.4155799	6569.03	0	0	0	0	0	0	0
Statewide Totals	2015	UBUS	Aggregate	Aggregate	Natural Gas	6864.132085	754515.3035	754515.3035	0	27456.52834	0	4.530570939	0	0	4.530570939	0.005109458	0	0
Statewide Totals	2016	HHDT	Aggregate	Aggregate	Gasoline	483.4410074	20532.49305	20532.49305	0	9672.687676	0	0.266258815	0	0.005354176	0.271612991	0.000184748	0	7.82133E-05
Statewide Totals	2016	HHDT	Aggregate	Aggregate	Diesel	268393.3338	38160747.84	38160747.84	0	4167284.698	0	280.7101525	23.92463803	5.188838303	309.8236289	6.166751143	0.112569995	0
Statewide Totals	2016	HHDT	Aggregate	Aggregate	Natural Gas	8481.312126	647147.6369	647147.6369	0	61958.16419	0	1.899303678	0.11906529	0	2.018368968	0.003225779	0.00011403	0
Statewide Totals	2016	LDA	Aggregate	Aggregate	Gasoline	13947603.04	537137077.2	537137077.2	0	65141591.28	0	73.4324942	0	29.24101451	102.6735087	0.924126079	0	0.180989399
Statewide Totals	2016	LDA	Aggregate	Aggregate	Diesel	107641.0586	4124057.333	4124057.333	0	496837.907	0	1.293242085	0	0	1.293242085	0.100170883	0	0
Statewide Totals	2016	LDA	Aggregate	Aggregate	Electricity	121982.8356	4286578.99	0	4286579	621332.5661	1654973	0	0	0	0	0	0	0
Statewide Totals	2016	LDA	Aggregate	Aggregate	Plug-in Hybrid	92681.65046	4570030.501	2476369.05	2093661	383238.6247	632348.2	0.018192295	0	0.047826478	0.066018773	0.003606949	0	0.000813694
Statewide Totals	2016	LDT1	Aggregate	Aggregate	Gasoline	1517821.54	52647459.69	52647459.69	0	6776157.181	0	19.01402008	0	4.581046025	23.5950661	0.191023069	0	0.034465574
Statewide Totals	2016	LDT1	Aggregate	Aggregate	Diesel	2389.411333	47860.58191	47860.58191	0	8487.692015	0	0.076883041	0	0	0.076883041	0.009447244	0	0
Statewide Totals	2016	LDT1	Aggregate	Aggregate	Electricity	2448.042854	72546.37041	0	72546.37	11771.3327	28008.89	0	0	0	0	0	0	0
Statewide Totals	2016	LDT2	Aggregate	Aggregate	Gasoline	4986778.316	184223198.1	184223198.1	0	23042596.88	0	55.66416671	0	19.08525217	74.74941888	0.351983979	0	0.065078801
Statewide Totals	2016	LDT2	Aggregate	Aggregate	Diesel	14942.77374	669978.4341	669978.4341	0	73429.67458	0	0.091053796	0	0	0.091053796	0.010456715	0	0
Statewide Totals	2016	LDT2	Aggregate	Aggregate	Electricity	729.7710637	22152.99874	0	22153	3546.04571	8552.886	0	0	0	0	0	0	0
Statewide Totals	2016	LDT2	Aggregate	Aggregate	Plug-in Hybrid	607.5895469	31043.90387	16821.80494	14222.1	2512.382777	4295.498	0.000123939	0	0.000314002	0.00043794	3.31037E-05	0	7.45389E-06
Statewide Totals	2016	LHDT1	Aggregate	Aggregate	Gasoline	500619.2427	17179773.47	17179773.47	0	7458480.794	0	9.01860997	0.022993983	5.785279483	14.82688344	0.046665474	0	0.007173537
Statewide Totals	2016	LHDT1	Aggregate	Aggregate	Diesel	381350.7339	14383013.8	14383013.8	0	4796912.493	0	61.04081581	1.08385262	0	62.12466843	0.98442549	0.011731383	0
Statewide Totals	2016	LHDT2	Aggregate	Aggregate	Gasoline	69082.32172	2388610.153	2388610.153	0	1029223.661	0	1.0798899	0.003194985	0.820810976	1.903895861	0.004627882	0	0.000574626
Statewide Totals	2016	LHDT2	Aggregate	Aggregate	Diesel	119965.3347	4721699.251	4721699.251	0	1509012.994	0	15.7412156	0.341451803	0	16.0826674	0.274206628	0.003584258	0
Statewide Totals	2016	MCY	Aggregate	Aggregate	Gasoline	724849.5171	4485487.33	4485487.33	0	1449699.034	0	3.77482215	0	0.329474773	4.104296923	0.009366334	0	0.00730345
Statewide Totals	2016	MDV	Aggregate	Aggregate	Gasoline	3705269.695	129735887.5	129735887.5	0	16905473.73	0	52.49585288	0	18.0762168	70.57206968	0.270437275	0	0.057334604
Statewide Totals	2016	MDV	Aggregate	Aggregate	Diesel	50606.00449	2233881.45	2233881.45	0	248798.6324	0	0.333514711	0	0	0.333514711	0.02312183	0	0
Statewide Totals	2016	MDV	Aggregate	Aggregate	Electricity	391.7572509	8149.875848	0	8149.876	1694.646933	3146.525	0	0	0	0	0	0	0
Statewide Totals	2016	MDV	Aggregate	Aggregate	Plug-in Hybrid	2145.532517	109181.8589	59162.53225	50019.33	8871.77696	15107.33	0.000433443	0	0.001107392	0.001540835	0.00012009	0	2.74417E-05
Statewide Totals	2016	MH	Aggregate	Aggregate	Gasoline	117255.7245	1006197.127	1006197.127	0	11730.26268	0	0.954542408	0	0.004782794	0.959325202	0.00266807	0	9.91957E-06
Statewide Totals	2016	MH	Aggregate	Aggregate	Diesel	32700.96979	323425.4673	323425.4673	0	3270.096979	0	2.058820852	0	0	2.058820852	0.0604369	0	0
Statewide Totals	2016	MHDT	Aggregate	Aggregate	Gasoline	56371.22108	2811903.722	2811903.722	0	1127875.391	0	4.041879367	0.005399048	0.626643797	4.673922212	0.00591698	0	0.00209492
Statewide Totals	2016	MHDT	Aggregate	Aggregate	Diesel	270110.3076	11122009.85	11122009.85	0	3205898.506	0	73.68228348	9.924616333	1.772439075	85.37933889	2.158971235	0.077193488	0
Statewide Totals	2016	MHDT	Aggregate	Aggregate	Natural Gas	820.8753045	39778.73959	39778.73959	0	8456.796515	0	0.009168783	0.005736748	0	0.014905531	1.88495E-05	1.01671E-05	0
Statewide Totals	2016	OBUS	Aggregate	Aggregate	Gasoline	15854.20328	848355.5667	848355.5667	0	317210.8992	0	0.906980644	0.001129836	0.148513999	1.056624478	0.000792616	0	0.000153335
Statewide Totals	2016	OBUS	Aggregate	Aggregate	Diesel	10623.80622	704352.6544	704352.6544	0	124412.726	0	5.959904126	0.365157111	0.07375764	6.398818877	0.254379308	0.003938562	0
Statewide Totals	2016	OBUS	Aggregate	Aggregate	Natural Gas	346.0728329	22991.23964	22991.23964	0	3080.048212	0	0.005979924	0.000603977	0	0.006583901	1.15972E-05	1.07042E-06	0
Statewide Totals	2016	SBUS	Aggregate	Aggregate	Gasoline	5648.847055	287023.6671	287023.6671	0	22595.38822	0	0.548819478	0.005563807	0.014939723	0.569323007	0.001922713	0	7.56548E-05
Statewide Totals	2016	SBUS	Aggregate	Aggregate	Diesel	21683.62428	466156.3207	466156.3207	0	313978.8795	0	4.543890378	0.777613674	0.059116335	5.380620388	0.028143072	0.001395956	0
Statewide Totals	2016	SBUS	Aggregate	Aggregate	Natural Gas	1976.445721	51668.00789	51668.00789	0	28618.93404	0	0.059490868	0.011654859	0	0.071145727	0.000225186	2.06557E-05	0
Statewide Totals	2016	UBUS	Aggregate	Aggregate	Gasoline	2874.05488	248250.037	248250.037	0	11496.21952	0	0.052725413	0	0.011604325	0.064329738	0.00012247	0	2.35843E-06
Statewide Totals	2016	UBUS	Aggregate	Aggregate	Diesel	4185.353558	431775.5405	431775.5405	0	16741.41423	0	3.63947665	0	0	3.63947665	0.005975343	0	0

Region	Calendar Year	Vehicle Category	Model Year	Speed	Fuel	Population	Total VMT	CVMT	EVMT	Trips	Energy Consumption	NOx_RUNEX	NOx_IDLEX	NOx_STREX	NOx_TOTEX	PM2.5_RUNEX	PM2.5_IDLEX	PM2.5_STREX
Statewide Totals	2016	UBUS	Aggregate	Aggregate	Electricity	49.8112324	2525.64205	0	2525.642	199.2449296	5189.819	0	0	0	0	0	0	0
Statewide Totals	2016	UBUS	Aggregate	Aggregate	Natural Gas	7295.495736	794561.1602	794561.1602	0	29181.98294	0	3.782948207	0	0	3.782948207	0.004136297	0	0
Statewide Totals	2017	HHDT	Aggregate	Aggregate	Gasoline	638.8994511	21130.71482	21130.71482	0	12783.10022	0	0.28569019	0	0.008528664	0.294218854	0.000240939	0	0.000110537
Statewide Totals	2017	HHDT	Aggregate	Aggregate	Diesel	274958.1548	40169431.95	40169431.95	0	4302855.539	0	258.425628	24.61049357	6.360186331	289.3963079	5.212155621	0.089312215	0
Statewide Totals	2017	HHDT	Aggregate	Aggregate	Natural Gas	9660.106486	752825.8603	752825.8603	0	71365.01382	0	1.94902817	0.136254102	0	2.085282272	0.003242309	0.000140817	0
Statewide Totals	2017	LDA	Aggregate	Aggregate	Gasoline	14039797.36	522168808.9	522168808.9	0	65699639.57	0	59.5943791	0	27.13024941	86.72462851	0.876627309	0	0.173142137
Statewide Totals	2017	LDA	Aggregate	Aggregate	Diesel	69213.45481	2239072.433	2239072.433	0	305036.3502	0	1.053822981	0	0	1.053822981	0.079434038	0	0
Statewide Totals	2017	LDA	Aggregate	Aggregate	Electricity	159245.458	5584437.255	0	5584437	809104.5382	2156054	0	0	0	0	0	0	0
Statewide Totals	2017	LDA	Aggregate	Aggregate	Plug-in Hybrid	133638.9511	6306044.146	3417065.3	2888979	552597.0629	872557.7	0.025096826	0	0.06897068	0.094067506	0.005838266	0	0.001387738
Statewide Totals	2017	LDT1	Aggregate	Aggregate	Gasoline	1521398.898	50202272.56	50202272.56	0	6771081.246	0	16.6475879	0	4.410397869	21.05798577	0.172395339	0	0.032760279
Statewide Totals	2017	LDT1	Aggregate	Aggregate	Diesel	2534.798998	49275.68944	49275.68944	0	8985.516995	0	0.074611512	0	0	0.074611512	0.009202608	0	0
Statewide Totals	2017	LDT1	Aggregate	Aggregate	Electricity	2171.331984	60500.66249	0	60500.66	10204.97535	23358.25	0	0	0	0	0	0	0
Statewide Totals	2017	LDT1	Aggregate	Aggregate	Plug-in Hybrid	19.15487003	948.4148877	513.9189456	434.4959	79.20538757	131.2307	3.79988E-06	0	9.92744E-06	1.37273E-05	1.12776E-06	0	2.64203E-07
Statewide Totals	2017	LDT2	Aggregate	Aggregate	Gasoline	5407712.416	195153404.9	195153404.9	0	25120589.75	0	48.11811704	0	18.43130429	66.54942133	0.361808345	0	0.068214242
Statewide Totals	2017	LDT2	Aggregate	Aggregate	Diesel	16702.81607	704904.4049	704904.4049	0	81500.26161	0	0.091428753	0	0	0.091428753	0.010943765	0	0
Statewide Totals	2017	LDT2	Aggregate	Aggregate	Electricity	694.1115386	18851.30059	0	18851.3	3274.306045	7278.158	0	0	0	0	0	0	0
Statewide Totals	2017	LDT2	Aggregate	Aggregate	Plug-in Hybrid	737.1347945	34853.87435	18886.31892	15967.56	3048.052375	4822.678	0.000138964	0	0.000381151	0.000520114	3.71996E-05	0	9.08079E-06
Statewide Totals	2017	LHDT1	Aggregate	Aggregate	Gasoline	548014.0369	19075611.57	19075611.57	0	8164592.608	0	8.124933774	0.025071858	6.414151749	14.56415738	0.043483343	0	0.006263608
Statewide Totals	2017	LHDT1	Aggregate	Aggregate	Diesel	395440.7124	14437838.27	14437838.27	0	4974146.697	0	55.03115101	1.10908973	0	56.14024074	0.899548006	0.012086488	0
Statewide Totals	2017	LHDT2	Aggregate	Aggregate	Gasoline	77394.04322	2649365.363	2649365.363	0	1153055.927	0	1.019033527	0.003567316	0.913317177	1.93591802	0.004634627	0	0.000575278
Statewide Totals	2017	LHDT2	Aggregate	Aggregate	Diesel	127697.0151	4850526.558	4850526.558	0	1606267.807	0	14.45746839	0.35775035	0	14.81521874	0.256503473	0.003801961	0
Statewide Totals	2017	MCY	Aggregate	Aggregate	Gasoline	712947.6691	4175209.429	4175209.429	0	1425895.338	0	3.383730843	0	0.309480574	3.693211417	0.00887676	0	0.007142677
Statewide Totals	2017	MDV	Aggregate	Aggregate	Gasoline	4251622.703	146486815.6	146486815.6	0	19543386.36	0	46.67377601	0	17.76958104	64.44335706	0.278428216	0	0.059422376
Statewide Totals	2017	MDV	Aggregate	Aggregate	Diesel	49970.92801	2059917.472	2059917.472	0	243613.5973	0	0.295045447	0	0	0.295045447	0.021298815	0	0
Statewide Totals	2017	MDV	Aggregate	Aggregate	Electricity	399.9268403	8129.677357	0	8129.677	1734.656194	3138.726	0	0	0	0	0	0	0
Statewide Totals	2017	MDV	Aggregate	Aggregate	Plug-in Hybrid	4703.243214	225486.9048	122184.9159	103302	19447.91069	31200.28	0.000893289	0	0.002429632	0.003322921	0.000254888	0	6.2164E-05
Statewide Totals	2017	MH	Aggregate	Aggregate	Gasoline	119897.9339	987531.3013	987531.3013	0	11994.58931	0	0.930790954	0	0.00492066	0.935711613	0.0028484	0	1.26443E-05
Statewide Totals	2017	MH	Aggregate	Aggregate	Diesel	34637.82511	331543.0231	331543.0231	0	3463.782511	0	1.958465525	0	0	1.958465525	0.055935262	0	0
Statewide Totals	2017	MHDT	Aggregate	Aggregate	Gasoline	56515.30028	2690514.453	2690514.453	0	1130758.128	0	3.633339152	0.005425082	0.618672575	4.257436809	0.005305582	0	0.001806761
Statewide Totals	2017	MHDT	Aggregate	Aggregate	Diesel	275936.339	11695011.31	11695011.31	0	3294421.89	0	69.1259057	9.571836982	2.184080089	80.88182277	1.980754198	0.071013175	0
Statewide Totals	2017	MHDT	Aggregate	Aggregate	Natural Gas	1245.790093	66148.50148	66148.50148	0	12267.49344	0	0.013530008	0.008944272	0	0.022474281	4.49148E-05	1.70697E-05	0
Statewide Totals	2017	OBUS	Aggregate	Aggregate	Gasoline	17228.35347	853062.9651	853062.9651	0	344704.8962	0	0.870109524	0.001228366	0.161353987	1.032691877	0.00079183	0	0.000164519
Statewide Totals	2017	OBUS	Aggregate	Aggregate	Diesel	11023.13964	739810.9208	739810.9208	0	131433.3028	0	5.874453081	0.369375901	0.090730977	6.33455996	0.250724878	0.003822994	0
Statewide Totals	2017	OBUS	Aggregate	Aggregate	Natural Gas	409.800361	27512.40731	27512.40731	0	3647.223213	0	0.006563441	0.000714482	0	0.007277923	1.55581E-05	1.28457E-06	0
Statewide Totals	2017	SBUS	Aggregate	Aggregate	Gasoline	5541.309015	272388.1589	272388.1589	0	22165.23606	0	0.417044559	0.005516642	0.014967136	0.437528338	0.001187726	0	4.6978E-05
Statewide Totals	2017	SBUS	Aggregate	Aggregate	Diesel	19823.55868	471124.7313	471124.7313	0	287045.1297	0	4.148071386	0.669485051	0.072801569	4.890358005	0.025323458	0.001102491	0
Statewide Totals	2017	SBUS	Aggregate	Aggregate	Natural Gas	2797.441301	74874.85085	74874.85085	0	40506.95003	0	0.083222614	0.016417237	0	0.099639851	0.000327664	3.11186E-05	0
Statewide Totals	2017	UBUS	Aggregate	Aggregate	Gasoline	2798.583051	241668.398	241668.398	0	11194.33221	0	0.046994073	0	0.010934759	0.057928832	0.000155689	0	3.05462E-06
Statewide Totals	2017	UBUS	Aggregate	Aggregate	Diesel	3981.042469	400479.8869	400479.8869	0	15924.16988	0	2.716465744	0	0	2.716465744	0.005157492	0	0
Statewide Totals	2017	UBUS	Aggregate	Aggregate	Electricity	95.99695539	5140.267284	0	5140.267	383.9878216	10091.08	0	0	0	0	0	0	0
Statewide Totals	2017	UBUS	Aggregate	Aggregate	Natural Gas	7228.344504	806282.3452	806282.3452	0	28913.37802	0	2.806704792	0	0	2.806704792	0.002713534	0	0
Statewide Totals	2018	HHDT	Aggregate	Aggregate	Gasoline	572.9555857	19463.62777	19463.62777	0	11463.69536	0	0.24941294	0	0.008421687	0.257834627	0.000194094	0	8.4477E-05
Statewide Totals	2018	HHDT	Aggregate	Aggregate	Diesel	283895.5888	39174308.03	39174308.03	0	4484968.054	0	220.3200709	25.63125082	7.692249079	253.6435708	4.375748147	0.076771548	0
Statewide Totals	2018	HHDT	Aggregate	Aggregate	Natural Gas	10970.98666	812391.0513	812391.0513	0	80762.11705	0	1.812115806	0.152639382	0	1.964755188	0.003135499	0.00017481	0
Statewide Totals	2018	LDA	Aggregate	Aggregate	Gasoline	13941722.43	518760540.9	518760540.9	0	65176045.58	0	51.14149375	0	25.17748605	76.31897979	0.869923608	0	0.170124434
Statewide Totals	2018	LDA	Aggregate	Aggregate	Diesel	61467.65632	1934626.84	1934626.84	0	268007.035	0	0.917136632	0	0	0.917136632	0.067619623	0	0
Statewide Totals	2018	LDA	Aggregate	Aggregate	Electricity	215328.9854	7904341.645	0	7904342	1093103.202	3051728	0	0	0	0	0	0	0
Statewide Totals	2018	LDA	Aggregate	Aggregate	Plug-in Hybrid	170226.3331	7961284.548	4313992.832	3647292	703885.8872	1101591	0.031632607	0	0.087863032	0.11949564	0.007989164	0	0.001932278
Statewide Totals	2018	LDT1	Aggregate	Aggregate	Gasoline	1489629.168	49263752.23	49263752.23	0	6627585.669	0	14.60075574	0	4.083728559	18.6844843	0.157563515	0	0.029920503
Statewide Totals	2018	LDT1	Aggregate	Aggregate	Diesel	2393.401439	45628.07032	45628.07032	0	8378.821923	0	0.068745703	0	0	0.068745703	0.00847337	0	0
Statewide Totals	2018	LDT1	Aggregate	Aggregate	Electricity	2045.200735	57179.57203	0	57179.57	9482.318647	22076.03	0	0	0	0	0	0	0
Statewide Totals	2018	LDT1	Aggregate	Aggregate	Plug-in Hybrid	19.73876113	945.9266195	512.5706158	433.356	81.61977727	130.8864	3.779E-06	0	1.02344E-05	1.40134E-05	1.11856E-06	0	2.72257E-07
Statewide Totals	2018	LDT2	Aggregate	Aggregate	Gasoline	5563436.713	202680869.1	202680869.1	0	25889042.91	0	42.2967385	0	17.14366426	59.44040276	0.372667881	0	0.069178874
Statewide Totals	2018	LDT2	Aggregate	Aggregate	Diesel	18603.81227	785585.1202	785585.1202	0	90804.35377	0	0.08666879	0	0	0.08666879	0.010375056	0	0
Statewide Totals	2018	LDT2	Aggregate	Aggregate	Electricity	575.8117591	15369.65083	0	15369.65	2717.022356	5933.954	0	0	0	0	0	0	0
Statewide Totals	2018	LDT2	Aggregate	Aggregate	Plug-in Hybrid	2049.865376	99024.14738	53658.35776	45365.79	8476.193331	13701.82	0.000394755	0	0.001059373	0.001454128	0.000116939	0	2.80183E-05
Statewide Totals	2018	LHDT1	Aggregate	Aggregate	Gasoline	552302.3709	19542010.86	19542010.86	0	8228482.396	0	7.288929663	0.025073353	6.469033796	13.78303681	0.040049951	0	0.005237905
Statewide Totals	2018	LHDT1	Aggregate	Aggregate	Diesel	397993.4043	14475025.3	14475025.3	0	5006256.35	0	50.99393053	1.097154693	0	52.09108522	0.846789304	0.012074007	0
Statewide Totals	2018	LHDT2	Aggregate	Aggregate	Gasoline	78487.75591	2702307.125	2702307.125	0	1169350.616	0	0.9345201	0.003591853	0.922516371	1.860628323	0.004466207	0	0.000532881
Statewide Totals	2018	LHDT2	Aggregate	Aggregate	Diesel	131186.983	4974951.363	4974951.363	0	1650167.213	0	13.48275918	0.359494905	0	13.84225409	0.244154598	0.003886969	0
Statewide Totals	2018	MCY	Aggregate	Aggregate	Gasoline	695309.6063	4057325.912	4057325.912	0	1390619.213	0	3.165533399	0	0.287096429	3.452629828	0.00851844	0	0.006471927
Statewide Totals	2018	MDV	Aggregate	Aggregate	Gasoline	4326880.297	149661300.7	149661300.7	0	19878720.44	0	42.26801973	0	16.74468704	59.01270676	0.281938976	0	0.058996072
Statewide Totals	2018	MDV	Aggregate	Aggregate	Diesel	53592.43997	2201750.153	2201750.153	0	260697.593	0	0.274336102	0	0	0.274336102	0.020618894	0	0
Statewide Totals	2018	MDV	Aggregate	Aggregate	Electricity	389.46343	7659.822652	0	7659.823	1669.966194	2957.324	0	0	0	0	0	0	0
Statewide Totals	2018	MDV	Aggregate	Aggregate	Plug-in Hybrid	10002.95578	477765.9435	258887.7255	218878.2	41362.22217	66107.75	0.001889921	0	0.005167849	0.007057769	0.000562578	0	0.000138284
Statewide Totals	2018	MH	Aggregate	Aggregate	Gasoline	117354.3805	989500.075	989500.075	0	11740.13223	0	0.822384738	0	0.004876835	0.827261574	0.002471662	0	9.93579E-06
Statewide Totals	2018	MH	Aggregate	Aggregate	Diesel	36044.02755	347874.0342	347874.0342	0	3604.402755	0	1.921504879	0	0	1.921504879	0.053261788	0	0
Statewide Totals	2018	MHDT	Aggregate	Aggregate	Gasoline	55429.29566	2648242.906	2648242.906	0	1109029.348	0	3.235760683	0.005335535	0.592463662	3.83355988	0.004795633	0	0.001513724
Statewide Totals	2018	MHDT	Aggregate	Aggregate	Diesel	276404.7204	11405353.87	11405353.87	0	3292791.987	0	61.14775599	9.103494004	2.529789681	72.78103968	1.713553866	0.062348417	0
Statewide Totals	2018	MHDT	Aggregate	Aggregate	Natural Gas	1601.916774	86866.14156	86866.14156	0	15097.62675	0	0.014839627	0.011643211	0	0.026482838	7.80291E-05	2.52838E-05	0

Region	Calendar Year	Vehicle Category	Model Year	Speed	Fuel	Population	Total VMT	CVMT	EVMT	Trips	Energy Consumption	NOx_RUNEX	NOx_IDLEX	NOx_STREX	NOx_TOTEX	PM2.5_RUNEX	PM2.5_IDLEX	PM2.5_STREX
Statewide Totals	2018	OBUS	Aggregate	Aggregate	Gasoline	16298.82103	791703.8255	791703.8255	0	326106.8111	0	0.722617552	0.001162765	0.150779072	0.87455939	0.0007234	0	0.000145802
Statewide Totals	2018	OBUS	Aggregate	Aggregate	Diesel	10796.96569	719269.3424	719269.3424	0	130011.7147	0	5.188707205	0.333276534	0.110384367	5.632368105	0.226237806	0.003170262	0
Statewide Totals	2018	OBUS	Aggregate	Aggregate	Natural Gas	473.0343057	30521.82211	30521.82211	0	4210.005321	0	0.006715453	0.000821636	0	0.007537089	2.06796E-05	1.55657E-06	0
Statewide Totals	2018	SBUS	Aggregate	Aggregate	Gasoline	7125.1765	356985.3603	356985.3603	0	28500.706	0	0.534078944	0.007098674	0.019116851	0.560294468	0.001633148	0	6.6002E-05
Statewide Totals	2018	SBUS	Aggregate	Aggregate	Diesel	19788.58879	444889.0815	444889.0815	0	286538.7657	0	3.44077511	0.624637034	0.094197725	4.159609869	0.020521065	0.000911674	0
Statewide Totals	2018	SBUS	Aggregate	Aggregate	Natural Gas	3450.251199	88711.26224	88711.26224	0	49959.63736	0	0.088878773	0.020158711	0	0.109037485	0.000384657	4.05187E-05	0
Statewide Totals	2018	UBUS	Aggregate	Aggregate	Gasoline	2722.663337	236499.7884	236499.7884	0	10890.65335	0	0.04760293	0	0.01064222	0.05824515	0.00019188	0	3.46933E-06
Statewide Totals	2018	UBUS	Aggregate	Aggregate	Diesel	4065.703012	404503.7707	404503.7707	0	16262.81205	0	2.085821692	0	0	2.085821692	0.004507404	0	0
Statewide Totals	2018	UBUS	Aggregate	Aggregate	Electricity	129.4599298	6549.819887	0	6549.82	517.8397193	12855.68	0	0	0	0	0	0	0
Statewide Totals	2018	UBUS	Aggregate	Aggregate	Natural Gas	7288.064338	827479.9184	827479.9184	0	29152.25735	0	2.474172727	0	0	2.474172727	0.002398494	0	0
Statewide Totals	2019	HHDT	Aggregate	Aggregate	Gasoline	548.3252601	17123.86217	17123.86217	0	10970.8918	0	0.253838986	0	0.012809032	0.266648018	0.000157743	0	6.55104E-05
Statewide Totals	2019	HHDT	Aggregate	Aggregate	Diesel	270487.6715	39244411.55	39244411.55	0	4305247.412	0	189.967611	24.84030337	8.411812763	223.2197271	3.518589552	0.06359906	0
Statewide Totals	2019	HHDT	Aggregate	Aggregate	Natural Gas	11888.23563	882259.9965	882259.9965	0	85885.46948	0	1.724166189	0.157223285	0	1.881389474	0.003064995	0.000192697	0
Statewide Totals	2019	LDA	Aggregate	Aggregate	Gasoline	13805991.12	513542901.4	513542901.4	0	64465681.77	0	43.89692345	0	23.41578164	67.31270509	0.859136922	0	0.164745731
Statewide Totals	2019	LDA	Aggregate	Aggregate	Diesel	61677.7709	1970022.528	1970022.528	0	270318.5226	0	0.775646898	0	0	0.775646898	0.057225602	0	0
Statewide Totals	2019	LDA	Aggregate	Aggregate	Electricity	298490.1716	10042318.67	0	10042319	1515442.813	3877164	0	0	0	0	0	0	0
Statewide Totals	2019	LDA	Aggregate	Aggregate	Plug-in Hybrid	199593.4251	9159191.962	4942175.492	4217016	825318.813	1273665	0.036192868	0	0.103033637	0.139226505	0.009450138	0	0.002354925
Statewide Totals	2019	LDT1	Aggregate	Aggregate	Gasoline	1540249.409	49062094.83	49062094.83	0	6750703.06	0	15.07620605	0	4.343943253	19.4201493	0.158829504	0	0.030750305
Statewide Totals	2019	LDT1	Aggregate	Aggregate	Diesel	1159.941843	17322.60451	17322.60451	0	3632.448983	0	0.030691154	0	0	0.030691154	0.004726283	0	0
Statewide Totals	2019	LDT1	Aggregate	Aggregate	Electricity	1927.155686	48925.30975	0	48925.31	8931.632161	18889.21	0	0	0	0	0	0	0
Statewide Totals	2019	LDT1	Aggregate	Aggregate	Plug-in Hybrid	13.04134884	603.2056686	326.8599243	276.3457	53.92597746	83.46465	2.41506E-06	0	6.7743E-06	9.18936E-06	7.13176E-07	0	1.79879E-07
Statewide Totals	2019	LDT2	Aggregate	Aggregate	Gasoline	5806444.31	215050597.7	215050597.7	0	27151190.2	0	34.26620955	0	15.48994613	49.75615568	0.381206568	0	0.06895888
Statewide Totals	2019	LDT2	Aggregate	Aggregate	Diesel	16976.17507	695892.3618	695892.3618	0	82400.52617	0	0.070996331	0	0	0.070996331	0.00721906	0	0
Statewide Totals	2019	LDT2	Aggregate	Aggregate	Electricity	791.1012126	25990.59856	0	25990.6	3983.134711	10034.52	0	0	0	0	0	0	0
Statewide Totals	2019	LDT2	Aggregate	Aggregate	Plug-in Hybrid	7171.642053	350497.5215	186203.425	164294.1	29654.73989	49621.71	0.00136998	0	0.003704987	0.005074967	0.000404667	0	9.81199E-05
Statewide Totals	2019	LHDT1	Aggregate	Aggregate	Gasoline	575267.6354	19677545.68	19677545.68	0	8570630.619	0	7.20544268	0.025982047	6.740195894	13.97162062	0.038300557	0	0.004899221
Statewide Totals	2019	LHDT1	Aggregate	Aggregate	Diesel	397713.8244	14323724.75	14323724.75	0	5002739.587	0	47.67494151	1.073311084	0	48.74825259	0.794912898	0.012054713	0
Statewide Totals	2019	LHDT2	Aggregate	Aggregate	Gasoline	81302.72932	2839781.994	2839781.994	0	1211289.526	0	0.86053757	0.003669762	0.942338311	1.806545642	0.004414721	0	0.000492377
Statewide Totals	2019	LHDT2	Aggregate	Aggregate	Diesel	138980.5953	5312960.113	5312960.113	0	1748201.051	0	12.69999781	0.369137589	0	13.0691354	0.236576004	0.004082462	0
Statewide Totals	2019	MCY	Aggregate	Aggregate	Gasoline	691332.8747	4003124.24	4003124.24	0	1382665.749	0	3.030070018	0	0.273446964	3.303516981	0.008388095	0	0.006072921
Statewide Totals	2019	MDV	Aggregate	Aggregate	Gasoline	4248475.272	148031807.6	148031807.6	0	19528149.74	0	36.99603683	0	15.14733384	52.14337067	0.277709991	0	0.057225297
Statewide Totals	2019	MDV	Aggregate	Aggregate	Diesel	64326.54136	2601267.4	2601267.4	0	310926.6688	0	0.413338861	0	0	0.413338861	0.026086424	0	0
Statewide Totals	2019	MDV	Aggregate	Aggregate	Electricity	173.775767	3967.14109	0	3967.141	766.8841398	1531.644	0	0	0	0	0	0	0
Statewide Totals	2019	MDV	Aggregate	Aggregate	Plug-in Hybrid	11811.48759	552852.9777	298597.3441	254255.6	48840.50119	76792.78	0.002174133	0	0.006103572	0.008277704	0.000647782	0	0.000163829
Statewide Totals	2019	MH	Aggregate	Aggregate	Gasoline	113280.6603	960857.2345	960857.2345	0	11332.59726	0	0.724930126	0	0.004784773	0.729714899	0.002185065	0	8.3073E-06
Statewide Totals	2019	MH	Aggregate	Aggregate	Diesel	35851.861	338280.4186	338280.4186	0	3585.1861	0	1.833487684	0	0	1.833487684	0.050514672	0	0
Statewide Totals	2019	MHDT	Aggregate	Aggregate	Gasoline	59029.30274	2833588.979	2833588.979	0	1181058.289	0	3.014881568	0.005700836	0.613333757	3.633916161	0.004643765	0	0.001355028
Statewide Totals	2019	MHDT	Aggregate	Aggregate	Diesel	276258.4137	11442537.44	11442537.44	0	3265874.411	0	53.53497555	8.559143937	2.941341499	65.03546099	1.411496925	0.053150676	0
Statewide Totals	2019	MHDT	Aggregate	Aggregate	Natural Gas	1765.567761	89908.56703	89908.56703	0	16375.36633	0	0.0145569	0.012872471	0	0.027429371	8.43552E-05	2.94963E-05	0
Statewide Totals	2019	OBUS	Aggregate	Aggregate	Gasoline	15836.48051	762289.1291	762289.1291	0	316856.302	0	0.628726808	0.001130616	0.144351075	0.774208499	0.000696643	0	0.000125471
Statewide Totals	2019	OBUS	Aggregate	Aggregate	Diesel	10405.24595	717602.7801	717602.7801	0	120963.8089	0	4.60209898	0.26984778	0.113006684	4.984953443	0.194152244	0.00240994	0
Statewide Totals	2019	OBUS	Aggregate	Aggregate	Natural Gas	517.7037031	34449.68963	34449.68963	0	4607.562958	0	0.007241337	0.000897748	0	0.008139085	2.46267E-05	1.73877E-06	0
Statewide Totals	2019	SBUS	Aggregate	Aggregate	Gasoline	6993.405177	351270.7201	351270.7201	0	27973.62071	0	0.508465555	0.006982785	0.018805405	0.534253745	0.00134674	0	5.25251E-05
Statewide Totals	2019	SBUS	Aggregate	Aggregate	Diesel	19655.92582	442821.4563	442821.4563	0	284617.8059	0	3.301434423	0.604477224	0.09919822	4.005109867	0.019480602	0.000913329	0
Statewide Totals	2019	SBUS	Aggregate	Aggregate	Natural Gas	3581.074171	92654.09991	92654.09991	0	51853.954	0	0.086756151	0.020803256	0	0.107559406	0.000402345	4.49129E-05	0
Statewide Totals	2019	UBUS	Aggregate	Aggregate	Gasoline	2718.337854	233743.2583	233743.2583	0	10873.35141	0	0.040426085	0	0.010149746	0.050575831	0.000190436	0	3.39618E-06
Statewide Totals	2019	UBUS	Aggregate	Aggregate	Diesel	3856.540804	382199.7338	382199.7338	0	15426.16322	0	1.347144043	0	0	1.347144043	0.003551381	0	0
Statewide Totals	2019	UBUS	Aggregate	Aggregate	Electricity	199.8049987	9703.630511	0	9703.631	799.2199948	19096.85	0	0	0	0	0	0	0
Statewide Totals	2019	UBUS	Aggregate	Aggregate	Natural Gas	7135.633337	842516.6455	842516.6455	0	28542.53335	0	2.184147175	0	0	2.184147175	0.001977784	0	0
Statewide Totals	2020	HHDT	Aggregate	Aggregate	Gasoline	381.1447777	12286.79893	12286.79893	0	7625.944712	0	0.162624402	0	0.007927501	0.170551903	7.16215E-05	0	2.78958E-05
Statewide Totals	2020	HHDT	Aggregate	Aggregate	Diesel	274445.4994	39811871.29	39811871.29	0	4414647.723	0	145.6651147	25.28200919	10.01214146	180.9592653	2.351607954	0.037734791	0
Statewide Totals	2020	HHDT	Aggregate	Aggregate	Natural Gas	13840.93862	997993.0041	997993.0041	0	100528.6495	0	1.673344033	0.173952853	0	1.847296886	0.003057709	0.000240189	0
Statewide Totals	2020	LDA	Aggregate	Aggregate	Gasoline	13489082.46	443837354.9	443837354.9	0	62803005.39	0	33.7172317	0	21.71378746	55.43101916	0.731464321	0	0.15669079
Statewide Totals	2020	LDA	Aggregate	Aggregate	Diesel	58547.87806	1622484.95	1622484.95	0	254223.9623	0	0.594619849	0	0	0.594619849	0.045131944	0	0
Statewide Totals	2020	LDA	Aggregate	Aggregate	Electricity	354856.5448	12482199.59	0	12482200	1791978.21	4819159	0	0	0	0	0	0	0
Statewide Totals	2020	LDA	Aggregate	Aggregate	Plug-in Hybrid	222044.5497	8985954.433	4822037.421	4163917	918154.213	1257627	0.035316388	0	0.114660283	0.149976671	0.009028495	0	0.002576856
Statewide Totals	2020	LDT1	Aggregate	Aggregate	Gasoline	1481704.843	41864928.04	41864928.04	0	6473871.542	0	11.86970994	0	3.986580544	15.85629049	0.129044418	0	0.028102025
Statewide Totals	2020	LDT1	Aggregate	Aggregate	Diesel	1034.588047	13459.38506	13459.38506	0	3182.05666	0	0.023782251	0	0	0.023782251	0.003669186	0	0
Statewide Totals	2020	LDT1	Aggregate	Aggregate	Electricity	1861.208864	49055.81776	0	49055.82	8556.084271	18939.59	0	0	0	0	0	0	0
Statewide Totals	2020	LDT1	Aggregate	Aggregate	Plug-in Hybrid	76.05391079	3334.542792	1739.634398	1594.908	314.4829211	481.7099	1.27956E-05	0	3.92948E-05	5.20904E-05	2.87142E-06	0	7.94884E-07
Statewide Totals	2020	LDT2	Aggregate	Aggregate	Gasoline	5815850.06	191758272.6	191758272.6	0	27160595.35	0	26.83232134	0	14.24524906	41.0775704	0.333772006	0	0.067516436
Statewide Totals	2020	LDT2	Aggregate	Aggregate	Diesel	17642.68762	636167.7575	636167.7575	0	85291.5347	0	0.057899609	0	0	0.057899609	0.005770134	0	0
Statewide Totals	2020	LDT2	Aggregate	Aggregate	Electricity	1418.48778	42582.70558	0	42582.71	7205.088572	16440.44	0	0	0	0	0	0	0
Statewide Totals	2020	LDT2	Aggregate	Aggregate	Plug-in Hybrid	11538.87629	496463.6927	261279.7386	235184	47713.25345	71032.56	0.001920866	0	0.00596106	0.007881927	0.000509685	0	0.000142321
Statewide Totals	2020	LHDT1	Aggregate	Aggregate	Gasoline	561742.0213	17084289.35	17084289.35	0	8369119.122	0	5.748679575	0.025082542	6.512483065	12.28624518	0.031279706	0	0.004217677
Statewide Totals	2020	LHDT1	Aggregate	Aggregate	Diesel	393958.0072	12430567.32	12430567.32	0	4955496.131	0	38.91483513	1.043409392	0	39.95824452	0.666061815	0.011842831	0
Statewide Totals	2020	LHDT2	Aggregate	Aggregate	Gasoline	80150.94563	2466937.474	2466937.474	0	1194129.665	0	0.686262575	0.003570721	0.920303667	1.610136963	0.003674177	0	0.000447969
Statewide Totals	2020	LHDT2	Aggregate	Aggregate	Diesel	140951.3373	4705516.762	4705516.762	0	1772990.507	0	10.49879737	0.365564504	0	10.86436187	0.202184179	0.004131728	0
Statewide Totals	2020	MCY	Aggregate	Aggregate	Gasoline	687073.0449	3460608.325	3460608.325	0	1374146.09	0	2.578174148	0	0.262956893	2.841131041	0.00726671	0	0.005798719
Statewide Totals	2020	MDV	Aggregate	Aggregate	Gasoline	4210868.492	129955428	129955428	0	19309994.82	0	29.23971612	0	13.93921291	43.17892903	0.238817044	0	0.054954979

Region	Calendar Year	Vehicle Category	Model Year	Speed	Fuel	Population	Total VMT	CVMT	EVMT	Trips	Energy Consumption	NOx_RUNEX	NOx_IDLEX	NOx_STREX	NOx_TOTEX	PM2.5_RUNEX	PM2.5_IDLEX	PM2.5_STREX
Statewide Totals	2020	MDV	Aggregate	Aggregate	Diesel	64658.27885	2266982.386	2266982.386	0	310001.8064	0	0.336439003	0	0	0.336439003	0.022086266	0	0
Statewide Totals	2020	MDV	Aggregate	Aggregate	Electricity	1934.124002	59770.35346	0	59770.35	9916.46193	23076.29	0	0	0	0	0	0	0
Statewide Totals	2020	MDV	Aggregate	Aggregate	Plug-in Hybrid	13353.96572	542758.0767	291580.5733	251177.5	55218.64824	75863.09	0.002125049	0	0.006901946	0.009026996	0.000610923	0	0.000179064
Statewide Totals	2020	MH	Aggregate	Aggregate	Gasoline	106435.5974	797947.4509	797947.4509	0	10647.81717	0	0.556167462	0	0.004545051	0.560712513	0.001652752	0	6.48622E-06
Statewide Totals	2020	MH	Aggregate	Aggregate	Diesel	35765.2652	293682.8741	293682.8741	0	3576.52652	0	1.557881917	0	0	1.557881917	0.042489163	0	0
Statewide Totals	2020	MHDT	Aggregate	Aggregate	Gasoline	55656.99495	2427237.2	2427237.2	0	1113585.155	0	2.250944915	0.005399868	0.567070591	2.823415374	0.003371057	0	0.000813286
Statewide Totals	2020	MHDT	Aggregate	Aggregate	Diesel	271763.574	11585754.25	11585754.25	0	3221069.617	0	34.78747693	6.607565889	4.110847459	45.50589027	0.731831244	0.027412266	0
Statewide Totals	2020	MHDT	Aggregate	Aggregate	Natural Gas	2138.985373	106294.3429	106294.3429	0	19557.73381	0	0.015900817	0.015597177	0	0.031497994	0.000105418	3.83743E-05	0
Statewide Totals	2020	OBUS	Aggregate	Aggregate	Gasoline	15203.76589	633793.8345	633793.8345	0	304196.9479	0	0.493501005	0.001085973	0.137710736	0.632297714	0.000573785	0	0.000102087
Statewide Totals	2020	OBUS	Aggregate	Aggregate	Diesel	9759.427642	713789.4429	713789.4429	0	114408.9688	0	2.555652461	0.20657272	0.156725232	2.918950414	0.06407313	0.00070721	0
Statewide Totals	2020	OBUS	Aggregate	Aggregate	Natural Gas	661.159755	41136.59804	41136.59804	0	5884.321819	0	0.008177719	0.001140503	0	0.009318222	3.15363E-05	2.36398E-06	0
Statewide Totals	2020	SBUS	Aggregate	Aggregate	Gasoline	6177.615066	273770.1174	273770.1174	0	24710.46026	0	0.229521848	0.006256898	0.018427608	0.254206354	0.000422219	0	1.7864E-05
Statewide Totals	2020	SBUS	Aggregate	Aggregate	Diesel	19505.22907	439830.0535	439830.0535	0	282435.7169	0	3.129918283	0.592319065	0.103884676	3.826122023	0.017692402	0.000817607	0
Statewide Totals	2020	SBUS	Aggregate	Aggregate	Natural Gas	3681.66473	95645.50264	95645.50264	0	53310.50529	0	0.086514074	0.021354841	0	0.107868915	0.0004153	4.69561E-05	0
Statewide Totals	2020	UBUS	Aggregate	Aggregate	Gasoline	2745.123272	236020.2255	236020.2255	0	10980.49309	0	0.034681072	0	0.009446822	0.044127893	0.0002234	0	4.2668E-06
Statewide Totals	2020	UBUS	Aggregate	Aggregate	Diesel	3621.708856	361783.5742	361783.5742	0	14486.83543	0	0.481379245	0	0	0.481379245	0.002783326	0	0
Statewide Totals	2020	UBUS	Aggregate	Aggregate	Electricity	194.7265406	9517.787961	0	9517.788	778.9061624	18709.7	0	0	0	0	0	0	0
Statewide Totals	2020	UBUS	Aggregate	Aggregate	Natural Gas	7487.992988	875471.4235	875471.4235	0	29951.97195	0	1.045299659	0	0	1.045299659	0.000758576	0	0
Statewide Totals	2021	HHDT	Aggregate	Aggregate	Gasoline	297.370336	12525.04866	12525.04866	0	5949.785683	0	0.154345109	0	0.006309712	0.160654821	5.18614E-05	0	1.30447E-05
Statewide Totals	2021	HHDT	Aggregate	Aggregate	Diesel	280809.381	40518102.46	40518102.46	0	4535952.96	0	120.9866487	25.64795536	11.349699	157.9843031	1.747220214	0.02325424	0
Statewide Totals	2021	HHDT	Aggregate	Aggregate	Natural Gas	15132.0993	1070718.216	1070718.216	0	110511.5146	0	1.606949951	0.184740759	0	1.791690709	0.002988541	0.000274865	0
Statewide Totals	2021	LDA	Aggregate	Aggregate	Gasoline	13261740.55	508431764.6	508431764.6	0	61620786.49	0	34.19421272	0	20.22870307	54.42291579	0.807646475	0	0.148052376
Statewide Totals	2021	LDA	Aggregate	Aggregate	Diesel	55460.92383	1751915.894	1751915.894	0	238653.5557	0	0.59344122	0	0	0.59344122	0.046272563	0	0
Statewide Totals	2021	LDA	Aggregate	Aggregate	Electricity	426202.5518	18018951.17	0	18018951	2143579.259	6956802	0	0	0	0	0	0	0
Statewide Totals	2021	LDA	Aggregate	Aggregate	Plug-in Hybrid	250952.5714	11746558.21	6243355.047	5503203	1037688.883	1662131	0.045756183	0	0.129621915	0.175378097	0.010880299	0	0.002731622
Statewide Totals	2021	LDT1	Aggregate	Aggregate	Gasoline	1431765.081	47246754.96	47246754.96	0	6242428.765	0	12.26294744	0	3.661028114	15.92397556	0.137172973	0	0.025642211
Statewide Totals	2021	LDT1	Aggregate	Aggregate	Diesel	929.8843196	13811.26075	13811.26075	0	2807.694853	0	0.024359216	0	0	0.024359216	0.003761635	0	0
Statewide Totals	2021	LDT1	Aggregate	Aggregate	Electricity	1861.371602	59159.25246	0	59159.25	8529.174856	22840.35	0	0	0	0	0	0	0
Statewide Totals	2021	LDT1	Aggregate	Aggregate	Plug-in Hybrid	249.6841983	12838.65615	6537.293971	6301.362	1032.44416	1903.199	4.80673E-05	0	0.000128911	0.000176979	7.72778E-06	0	1.86983E-06
Statewide Totals	2021	LDT2	Aggregate	Aggregate	Gasoline	5866044.745	226498420.2	226498420.2	0	27380953.24	0	27.72281853	0	13.16650973	40.88932826	0.377313798	0	0.065445297
Statewide Totals	2021	LDT2	Aggregate	Aggregate	Diesel	18603.36355	775449.3284	775449.3284	0	89565.66133	0	0.063535327	0	0	0.063535327	0.006432644	0	0
Statewide Totals	2021	LDT2	Aggregate	Aggregate	Electricity	5636.923736	205522.9121	0	205522.9	29031.73728	79348.81	0	0	0	0	0	0	0
Statewide Totals	2021	LDT2	Aggregate	Aggregate	Plug-in Hybrid	18983.40253	948639.7119	490471.2939	458168.4	78496.36948	138380.5	0.00360529	0	0.009805864	0.013411154	0.000762733	0	0.000187565
Statewide Totals	2021	LHDT1	Aggregate	Aggregate	Gasoline	551145.4369	19675740.94	19675740.94	0	8211245.803	0	6.052076801	0.024208906	6.287497638	12.36378334	0.034440186	0	0.003798346
Statewide Totals	2021	LHDT1	Aggregate	Aggregate	Diesel	390871.3342	14355664.17	14355664.17	0	4916669.668	0	41.74260994	1.010492084	0	42.75310202	0.734783698	0.011672779	0
Statewide Totals	2021	LHDT2	Aggregate	Aggregate	Gasoline	78747.05623	2814534.973	2814534.973	0	1173213.805	0	0.716787726	0.003450712	0.892261724	1.612500162	0.004029527	0	0.000406713
Statewide Totals	2021	LHDT2	Aggregate	Aggregate	Diesel	143030.6174	5537001.156	5537001.156	0	1799145.234	0	11.41971828	0.36012639	0	11.77984467	0.228068188	0.004189409	0
Statewide Totals	2021	MCY	Aggregate	Aggregate	Gasoline	685404.8139	3984080.095	3984080.095	0	1370809.628	0	2.898794131	0	0.253378901	3.152173032	0.008415074	0	0.005621925
Statewide Totals	2021	MDV	Aggregate	Aggregate	Gasoline	4190532.761	151246828.8	151246828.8	0	19190248.61	0	30.08821361	0	12.79310183	42.88131543	0.265862701	0	0.05219961
Statewide Totals	2021	MDV	Aggregate	Aggregate	Diesel	65072.28597	2611473.537	2611473.537	0	309642.317	0	0.358107162	0	0	0.358107162	0.02433684	0	0
Statewide Totals	2021	MDV	Aggregate	Aggregate	Electricity	5940.701969	216576.5827	0	216576.6	30589.69872	83616.44	0	0	0	0	0	0	0
Statewide Totals	2021	MDV	Aggregate	Aggregate	Plug-in Hybrid	15475.1415	722212.8124	384153.6202	338059.2	63989.7101	102104	0.002803546	0	0.007999206	0.010802751	0.00073948	0	0.0001912
Statewide Totals	2021	MH	Aggregate	Aggregate	Gasoline	100319.7241	877900.8489	877900.8489	0	10035.9852	0	0.561117329	0	0.004342975	0.565460304	0.001663649	0	5.13546E-06
Statewide Totals	2021	MH	Aggregate	Aggregate	Diesel	35718.0981	337610.2483	337610.2483	0	3571.80981	0	1.749950949	0	0	1.749950949	0.047283397	0	0
Statewide Totals	2021	MHDT	Aggregate	Aggregate	Gasoline	53467.08726	2746553.128	2746553.128	0	1069769.482	0	2.211180426	0.005203047	0.534907588	2.751291062	0.003616092	0	0.000716945
Statewide Totals	2021	MHDT	Aggregate	Aggregate	Diesel	268011.0178	11734361.35	11734361.35	0	3180879.419	0	23.63049108	4.867545692	4.990366476	33.48840324	0.285674519	0.014299115	0
Statewide Totals	2021	MHDT	Aggregate	Aggregate	Natural Gas	2446.806307	119909.7504	119909.7504	0	22356.79679	0	0.017320898	0.017798983	0	0.035119881	0.00012199	4.50678E-05	0
Statewide Totals	2021	OBUS	Aggregate	Aggregate	Gasoline	14659.93168	693577.9256	693577.9256	0	293315.9131	0	0.510747079	0.001047392	0.132618815	0.644413286	0.000634617	0	9.40996E-05
Statewide Totals	2021	OBUS	Aggregate	Aggregate	Diesel	9623.846721	712971.807	712971.807	0	112541.8469	0	1.866065336	0.168194143	0.173483056	2.207742536	0.039144133	0.000360909	0
Statewide Totals	2021	OBUS	Aggregate	Aggregate	Natural Gas	746.896944	44802.67849	44802.67849	0	6647.382802	0	0.008758248	0.001286911	0	0.01004516	3.47501E-05	2.70604E-06	0
Statewide Totals	2021	SBUS	Aggregate	Aggregate	Gasoline	6233.799742	323255.3912	323255.3912	0	24935.19897	0	0.261666407	0.006323567	0.018781759	0.286771733	0.000453872	0	1.67025E-05
Statewide Totals	2021	SBUS	Aggregate	Aggregate	Diesel	19483.17953	436716.2457	436716.2457	0	282116.4396	0	2.963145775	0.581061134	0.110183945	3.654390854	0.016420217	0.000743122	0
Statewide Totals	2021	SBUS	Aggregate	Aggregate	Natural Gas	3842.418969	98759.31043	98759.31043	0	55638.22667	0	0.086279408	0.022234999	0	0.108514408	0.000428873	5.02531E-05	0
Statewide Totals	2021	UBUS	Aggregate	Aggregate	Gasoline	2766.631998	237775.1406	237775.1406	0	11066.52799	0	0.036897197	0	0.009651424	0.046548621	0.000230217	0	4.45896E-06
Statewide Totals	2021	UBUS	Aggregate	Aggregate	Diesel	3606.231736	361214.0732	361214.0732	0	14424.92694	0	0.415954284	0	0	0.415954284	0.002740067	0	0
Statewide Totals	2021	UBUS	Aggregate	Aggregate	Electricity	194.6432803	9509.746024	0	9509.746	778.5731212	18695.44	0	0	0	0	0	0	0
Statewide Totals	2021	UBUS	Aggregate	Aggregate	Natural Gas	7587.414418	885375.8348	885375.8348	0	30349.65767	0	0.611464834	0	0	0.611464834	0.000409649	0	0
Statewide Totals	2022	HHDT	Aggregate	Aggregate	Gasoline	235.5107135	11307.09268	11307.09268	0	4712.098356	0	0.114390885	0	0.003112535	0.11750342	3.96323E-05	0	9.47891E-06
Statewide Totals	2022	HHDT	Aggregate	Aggregate	Diesel	289296.2802	41279363.01	41279363.01	0	4687044.506	0	105.7866569	26.14852247	12.62801826	144.5631976	1.320833171	0.012835225	0
Statewide Totals	2022	HHDT	Aggregate	Aggregate	Natural Gas	16256.34932	1128074.17	1128074.17	0	119081.771	0	1.534225154	0.193563817	0	1.727788971	0.002919053	0.000308961	0
Statewide Totals	2022	LDA	Aggregate	Aggregate	Gasoline	13143383.38	510193142.8	510193142.8	0	61016807.1	0	30.3582368	0	18.96883982	49.32707662	0.778692976	0	0.140946583
Statewide Totals	2022	LDA	Aggregate	Aggregate	Diesel	52549.88874	1638915.898	1638915.898	0	224018.3451	0	0.511768565	0	0	0.511768565	0.041165955	0	0
Statewide Totals	2022	LDA	Aggregate	Aggregate	Electricity	514826.0096	22671752.72	0	22671753	2581274.944	8753168	0	0	0	0	0	0	0
Statewide Totals	2022	LDA	Aggregate	Aggregate	Plug-in Hybrid	286134.2272	13453824.58	6983076.029	6470749	1183165.03	1954359	0.051170248	0	0.147822002	0.198992251	0.011341938	0	0.002912706
Statewide Totals	2022	LDT1	Aggregate	Aggregate	Gasoline	1390471.93	46559751.09	46559751.09	0	6056811.239	0	10.96469547	0	3.363925556	14.32862102	0.126530983	0	0.023424803
Statewide Totals	2022	LDT1	Aggregate	Aggregate	Diesel	835.1994767	12284.15051	12284.15051	0	2475.372899	0	0.021608749	0	0	0.021608749	0.003338349	0	0
Statewide Totals	2022	LDT1	Aggregate	Aggregate	Electricity	2056.445867	71368.05233	0	71368.05	9517.802767	27553.96	0	0	0	0	0	0	0
Statewide Totals	2022	LDT1	Aggregate	Aggregate	Plug-in Hybrid	562.6718056	29065.96212	13923.21116	15142.75	2326.647916	4573.562	0.000102325	0	0.000290474	0.000392799	1.47675E-05	0	3.76414E-06
Statewide Totals	2022	LDT2	Aggregate	Aggregate	Gasoline	5974705.165	234480220.8	234480220.8	0	27900439.71	0	25.01555093	0	12.26888131	37.28443224	0.37330857	0	0.064233314
Statewide Totals	2022	LDT2	Aggregate	Aggregate	Diesel	19744.2415	825357.1672	825357.1672	0	94698.92173	0	0.061447397	0	0	0.061447397	0.006437668	0	0

Region	Calendar Year	Vehicle Category	Model Year	Speed	Fuel	Population	Total VMT	CVMT	EVMT	Trips	Energy Consumption	NOx_RUNEX	NOx_IDLEX	NOx_STREX	NOx_TOTEX	PM2.5_RUNEX	PM2.5_IDLEX	PM2.5_STREX
Statewide Totals	2022	LDT2	Aggregate	Aggregate	Electricity	14292.25826	527979.6753	0	527979.7	73625.95841	203843.7	0	0	0	0	0	0	0
Statewide Totals	2022	LDT2	Aggregate	Aggregate	Plug-in Hybrid	28288.06198	1415176.803	701739.6439	713437.2	116971.1363	215479.3	0.005154992	0	0.014612524	0.019767516	0.000951091	0	0.000242489
Statewide Totals	2022	LHDT1	Aggregate	Aggregate	Gasoline	544428.8549	19918185.31	19918185.31	0	8111178.739	0	5.5070169	0.023362941	6.073305103	11.60368494	0.033498664	0	0.003496727
Statewide Totals	2022	LHDT1	Aggregate	Aggregate	Diesel	389745.8766	14556630.88	14556630.88	0	4902512.827	0	38.7157583	0.975411109	0	39.69116941	0.703236479	0.011562775	0
Statewide Totals	2022	LHDT2	Aggregate	Aggregate	Gasoline	77809.99072	2819605.111	2819605.111	0	1159252.925	0	0.648812146	0.003330034	0.865051913	1.517194093	0.003882153	0	0.000368898
Statewide Totals	2022	LHDT2	Aggregate	Aggregate	Diesel	146007.3306	5721386.57	5721386.57	0	1836588.541	0	10.76614577	0.353629026	0	11.1197748	0.223771951	0.004274804	0
Statewide Totals	2022	MCY	Aggregate	Aggregate	Gasoline	688600.8343	4045590.915	4045590.915	0	1377201.669	0	2.854007488	0	0.244712098	3.098719587	0.008608094	0	0.005512008
Statewide Totals	2022	MDV	Aggregate	Aggregate	Gasoline	4194606.097	153878564.3	153878564.3	0	19210125.4	0	26.35455666	0	11.72730437	38.08186103	0.255662977	0	0.049360344
Statewide Totals	2022	MDV	Aggregate	Aggregate	Diesel	65562.92527	2614655.725	2614655.725	0	309843.0479	0	0.328434674	0	0	0.328434674	0.023127566	0	0
Statewide Totals	2022	MDV	Aggregate	Aggregate	Electricity	14432.60227	532367.6994	0	532367.7	74304.77157	205537.9	0	0	0	0	0	0	0
Statewide Totals	2022	MDV	Aggregate	Aggregate	Plug-in Hybrid	19497.12609	913414.9003	469582.8596	443832	80620.6164	134050.5	0.003430506	0	0.010077365	0.01350787	0.000805952	0	0.000213928
Statewide Totals	2022	MH	Aggregate	Aggregate	Gasoline	94610.42473	842891.6435	842891.6435	0	9464.82689	0	0.4853641	0	0.0041858	0.489549899	0.001499411	0	4.53599E-06
Statewide Totals	2022	MH	Aggregate	Aggregate	Diesel	35746.93179	339063.7117	339063.7117	0	3574.693179	0	1.710433879	0	0	1.710433879	0.045748009	0	0
Statewide Totals	2022	MHDT	Aggregate	Aggregate	Gasoline	51781.2534	2721967.294	2721967.294	0	1036039.318	0	1.874817409	0.005052754	0.50816596	2.388036122	0.003440446	0	0.000642586
Statewide Totals	2022	MHDT	Aggregate	Aggregate	Diesel	269999.8046	11888586.82	11888586.82	0	3210829.046	0	21.32225586	4.605380252	5.196791374	31.12442749	0.227930728	0.011792364	0
Statewide Totals	2022	MHDT	Aggregate	Aggregate	Natural Gas	2682.504906	130841.2014	130841.2014	0	24275.95325	0	0.017973655	0.019535468	0	0.037509123	0.0001383	5.12399E-05	0
Statewide Totals	2022	OBUS	Aggregate	Aggregate	Gasoline	14156.38305	662542.8815	662542.8815	0	283240.9122	0	0.4562452	0.001011746	0.127871388	0.585128335	0.00061999	0	9.09832E-05
Statewide Totals	2022	OBUS	Aggregate	Aggregate	Diesel	9619.509902	714733.6466	714733.6466	0	112668.222	0	1.632650926	0.147583475	0.184918377	1.965152778	0.029324544	0.000200637	0
Statewide Totals	2022	OBUS	Aggregate	Aggregate	Natural Gas	785.0169876	46358.22531	46358.22531	0	6986.65119	0	0.009072661	0.001352321	0	0.010424982	3.61654E-05	2.85063E-06	0
Statewide Totals	2022	SBUS	Aggregate	Aggregate	Gasoline	6320.118481	332566.391	332566.391	0	25280.47392	0	0.258091249	0.006419569	0.019290188	0.283801006	0.000429902	0	1.59874E-05
Statewide Totals	2022	SBUS	Aggregate	Aggregate	Diesel	19453.88516	433547.7509	433547.7509	0	281692.2571	0	2.793233026	0.568613514	0.116595191	3.478441732	0.015209812	0.000678745	0
Statewide Totals	2022	SBUS	Aggregate	Aggregate	Natural Gas	4005.237842	101927.8052	101927.8052	0	57995.84395	0	0.085886893	0.023125266	0	0.109012159	0.000442679	5.36209E-05	0
Statewide Totals	2022	UBUS	Aggregate	Aggregate	Gasoline	2788.073458	239525.6947	239525.6947	0	11152.29383	0	0.036163824	0	0.009475653	0.045639477	0.000252329	0	5.14741E-06
Statewide Totals	2022	UBUS	Aggregate	Aggregate	Diesel	3556.206422	356650.3672	356650.3672	0	14224.82569	0	0.342850256	0	0	0.342850256	0.0026728	0	0
Statewide Totals	2022	UBUS	Aggregate	Aggregate	Electricity	194.5299298	9498.305625	0	9498.306	778.1197194	18675.05	0	0	0	0	0	0	0
Statewide Totals	2022	UBUS	Aggregate	Aggregate	Natural Gas	7721.321004	899268.9507	899268.9507	0	30885.28402	0	0.557221862	0	0	0.557221862	0.000440618	0	0
Statewide Totals	2023	HHDT	Aggregate	Aggregate	Gasoline	189.0791345	10317.75033	10317.75033	0	3783.095324	0	0.093350138	0	0.003757081	0.097107219	3.04868E-05	0	6.82921E-06
Statewide Totals	2023	HHDT	Aggregate	Aggregate	Diesel	296921.6616	42074958.62	42074958.62	0	4821966.455	0	85.71612933	25.2184021	14.49003496	125.4245664	1.289312593	0.012168943	0
Statewide Totals	2023	HHDT	Aggregate	Aggregate	Electricity	239.3567309	17275.84091	0	17275.84	4122.883639	31347.02	0	0	0	0	0	0	0
Statewide Totals	2023	HHDT	Aggregate	Aggregate	Natural Gas	17070.81196	1143013.93	1143013.93	0	122957.7676	0	1.435068273	0.195440496	0	1.630508769	0.002817876	0.000332814	0
Statewide Totals	2023	LDA	Aggregate	Aggregate	Gasoline	13036208.31	510256808.6	510256808.6	0	60476336.1	0	27.02733448	0	17.85500144	44.88233592	0.750647466	0	0.134706115
Statewide Totals	2023	LDA	Aggregate	Aggregate	Diesel	49454.89091	1518369.794	1518369.794	0	209056.4783	0	0.434496422	0	0	0.434496422	0.035785995	0	0
Statewide Totals	2023	LDA	Aggregate	Aggregate	Electricity	606057.4058	27655354.17	0	27655354	3028420.43	10677249	0	0	0	0	0	0	0
Statewide Totals	2023	LDA	Aggregate	Aggregate	Plug-in Hybrid	320429.2024	15076548.37	7636700.234	7439848	1324974.752	2247056	0.055957574	0	0.165567787	0.22152536	0.011692878	0	0.003084509
Statewide Totals	2023	LDT1	Aggregate	Aggregate	Gasoline	1352184.578	45737125.5	45737125.5	0	5886606.993	0	9.724748304	0	3.091170817	12.81591912	0.116210006	0	0.021407419
Statewide Totals	2023	LDT1	Aggregate	Aggregate	Diesel	750.0103387	10858.45515	10858.45515	0	2181.390127	0	0.019032502	0	0	0.019032502	0.002941273	0	0
Statewide Totals	2023	LDT1	Aggregate	Aggregate	Electricity	2390.360275	91017.42167	0	91017.42	11216.67678	35140.24	0	0	0	0	0	0	0
Statewide Totals	2023	LDT1	Aggregate	Aggregate	Plug-in Hybrid	1000.888631	51641.57594	23797.04144	27844.53	4138.67449	8409.879	0.000174852	0	0.000516715	0.000691568	2.41731E-05	0	6.41732E-06
Statewide Totals	2023	LDT2	Aggregate	Aggregate	Gasoline	6085858.683	241447853.3	241447853.3	0	28427213.93	0	22.59348982	0	11.51313596	34.10662578	0.369273548	0	0.063354657
Statewide Totals	2023	LDT2	Aggregate	Aggregate	Diesel	20752.73285	867791.8579	867791.8579	0	99255.5557	0	0.057864606	0	0	0.057864606	0.006084557	0	0
Statewide Totals	2023	LDT2	Aggregate	Aggregate	Electricity	24333.41807	895821.3357	0	895821.3	124904.6011	345861	0	0	0	0	0	0	0
Statewide Totals	2023	LDT2	Aggregate	Aggregate	Plug-in Hybrid	38200.55242	1902625.986	912437.25	990188.7	157959.2843	299066.5	0.006700624	0	0.019734583	0.026435207	0.001139828	0	0.000301565
Statewide Totals	2023	LHDT1	Aggregate	Aggregate	Gasoline	539256.9057	20090803.94	20090803.94	0	8034124.402	0	4.96943499	0.022548877	5.869257362	10.86124123	0.03258186	0	0.003224038
Statewide Totals	2023	LHDT1	Aggregate	Aggregate	Diesel	388878.6875	14676625.81	14676625.81	0	4891604.679	0	35.56237312	0.939523948	0	36.50189706	0.666650816	0.011474895	0
Statewide Totals	2023	LHDT2	Aggregate	Aggregate	Gasoline	76955.76197	2814627.274	2814627.274	0	1146526.189	0	0.580932256	0.003207345	0.837037936	1.421177537	0.003736818	0	0.000334329
Statewide Totals	2023	LHDT2	Aggregate	Aggregate	Diesel	148912.6258	5867400.094	5867400.094	0	1873133.501	0	10.06170639	0.346251125	0	10.40795752	0.217796181	0.004358944	0
Statewide Totals	2023	MCY	Aggregate	Aggregate	Gasoline	691728.0516	4087441.342	4087441.342	0	1383456.103	0	2.800819266	0	0.235420094	3.03623936	0.008696203	0	0.005272763
Statewide Totals	2023	MDV	Aggregate	Aggregate	Gasoline	4197950.739	155724580.2	155724580.2	0	19227799.17	0	23.28017826	0	10.77067452	34.05085278	0.245617709	0	0.046829307
Statewide Totals	2023	MDV	Aggregate	Aggregate	Diesel	65867.56194	2599891.912	2599891.912	0	309207.4286	0	0.297298227	0	0	0.297298227	0.02178874	0	0
Statewide Totals	2023	MDV	Aggregate	Aggregate	Electricity	26135.37207	962892.3313	0	962892.3	134177.0928	371755.9	0	0	0	0	0	0	0
Statewide Totals	2023	MDV	Aggregate	Aggregate	Plug-in Hybrid	23912.36274	1118719.665	556974.2377	561745.4	98877.61994	169663.9	0.004072057	0	0.012359071	0.016431128	0.000872697	0	0.000238914
Statewide Totals	2023	MH	Aggregate	Aggregate	Gasoline	89319.86033	806575.8756	806575.8756	0	8935.558827	0	0.415280437	0	0.004041305	0.419321742	0.001343464	0	3.99904E-06
Statewide Totals	2023	MH	Aggregate	Aggregate	Diesel	35755.26492	338930.5392	338930.5392	0	3575.526492	0	1.661371845	0	0	1.661371845	0.043942675	0	0
Statewide Totals	2023	MHDT	Aggregate	Aggregate	Gasoline	50417.14972	2694425.773	2694425.773	0	1008746.331	0	1.576545947	0.004931479	0.486883221	2.068360647	0.00330515	0	0.000584702
Statewide Totals	2023	MHDT	Aggregate	Aggregate	Diesel	273233.311	12042683.62	12042683.62	0	3255560.402	0	16.40556924	4.136613849	5.788263465	26.33044655	0.188069164	0.009901297	0
Statewide Totals	2023	MHDT	Aggregate	Aggregate	Electricity	140.7839045	3172.906362	0	3172.906	1743.928821	3374.733	0	0	0	0	0	0	0
Statewide Totals	2023	MHDT	Aggregate	Aggregate	Natural Gas	2886.251263	141697.1144	141697.1144	0	25731.03603	0	0.017926258	0.021041319	0	0.038967577	0.000158621	5.78337E-05	0
Statewide Totals	2023	OBUS	Aggregate	Aggregate	Gasoline	13662.362	631183.225	631183.225	0	273356.5389	0	0.405568776	0.000976987	0.122850309	0.529396072	0.00060106	0	8.66851E-05
Statewide Totals	2023	OBUS	Aggregate	Aggregate	Diesel	9734.290191	721872.4661	721872.4661	0	113900.737	0	1.376110591	0.133868854	0.202342294	1.71232174	0.028259171	0.0001893	0
Statewide Totals	2023	OBUS	Aggregate	Aggregate	Natural Gas	698.4803061	42569.08851	42569.08851	0	6216.474724	0	0.008095215	0.001199776	0	0.009294991	3.5093E-05	2.61919E-06	0
Statewide Totals	2023	SBUS	Aggregate	Aggregate	Gasoline	6403.730516	339813.0891	339813.0891	0	25614.92206	0	0.254365894	0.006512483	0.01997158	0.280849958	0.000409182	0	1.55363E-05
Statewide Totals	2023	SBUS	Aggregate	Aggregate	Diesel	19414.91179	430279.1865	430279.1865	0	281127.9227	0	2.624214684	0.55517477	0.122981968	3.302371421	0.014091775	0.000622112	0
Statewide Totals	2023	SBUS	Aggregate	Aggregate	Electricity	11.117014	129.1349043	0	129.1349	160.9743628	141.657	0	0	0	0	0	0	0
Statewide Totals	2023	SBUS	Aggregate	Aggregate	Natural Gas	4168.044912	105067.2347	105067.2347	0	60353.29033	0	0.085443155	0.024015359	0	0.109458514	0.000456368	5.69912E-05	0
Statewide Totals	2023	UBUS	Aggregate	Aggregate	Gasoline	2809.410052	241270.1909	241270.1909	0	11237.64021	0	0.036036295	0	0.009387287	0.045423581	0.000270523	0	5.66609E-06
Statewide Totals	2023	UBUS	Aggregate	Aggregate	Diesel	3568.887883	358275.8377	358275.8377	0	14275.55153	0	0.310931172	0	0	0.310931172	0.002672984	0	0
Statewide Totals	2023	UBUS	Aggregate	Aggregate	Electricity	194.4700747	9492.540803	0	9492.541	777.8802988	18663.86	0	0	0	0	0	0	0
Statewide Totals	2023	UBUS	Aggregate	Aggregate	Natural Gas	7792.238467	906946.2194	906946.2194	0	31168.95387	0	0.519480161	0	0	0.519480161	0.000469703	0	0
Statewide Totals	2024	HHDT	Aggregate	Aggregate	Gasoline	150.1221926	9389.358933	9389.358933	0	3003.64483	0	0.079920506	0	0.002624416	0.082544922	2.23609E-05	0	4.62883E-06
Statewide Totals	2024	HHDT	Aggregate	Aggregate	Diesel	307158.3392	42799671.17	42799671.17	0	4993670.454	0	83.68647255	25.65034319	15.2434965	124.5803122	1.299030218	0.012019972	0

Region	Calendar Year	Vehicle Category	Model Year	Speed	Fuel	Population	Total VMT	CVMT	EVMT	Trips	Energy Consumption	NOx_RUNEX	NOx_IDLEX	NOx_STREX	NOx_TOTEX	PM2.5_RUNEX	PM2.5_IDLEX	PM2.5_STREX
Statewide Totals	2024	HHDT	Aggregate	Aggregate	Electricity	918.0862041	104803.1987	0	104803.2	13920.55745	190780.1	0	0	0	0	0	0	0
Statewide Totals	2024	HHDT	Aggregate	Aggregate	Natural Gas	17975.30799	1182489.028	1182489.028	0	129220.366	0	1.349617576	0.199683386	0	1.549300962	0.00274996	0.000360973	0
Statewide Totals	2024	LDA	Aggregate	Aggregate	Gasoline	12932359.29	508129292.9	508129292.9	0	59956651.18	0	24.16913077	0	16.87067299	41.03980376	0.72132063	0	0.129195551
Statewide Totals	2024	LDA	Aggregate	Aggregate	Diesel	46051.85515	1393608.456	1393608.456	0	193568.352	0	0.360682089	0	0	0.360682089	0.029534354	0	0
Statewide Totals	2024	LDA	Aggregate	Aggregate	Electricity	698860.9626	32845574.25	0	32845574	3479885.059	12681103	0	0	0	0	0	0	0
Statewide Totals	2024	LDA	Aggregate	Aggregate	Plug-in Hybrid	352849.7005	16532073.19	8174940.256	8357133	1459033.512	2524103	0.059783782	0	0.182349415	0.242133197	0.011889911	0	0.003242411
Statewide Totals	2024	LDT1	Aggregate	Aggregate	Gasoline	1316921.629	44795753.09	44795753.09	0	5731283.119	0	8.594696298	0	2.843147254	11.43784355	0.106275075	0	0.019594423
Statewide Totals	2024	LDT1	Aggregate	Aggregate	Diesel	676.7856698	9607.209403	9607.209403	0	1931.286038	0	0.016783462	0	0	0.016783462	0.002590508	0	0
Statewide Totals	2024	LDT1	Aggregate	Aggregate	Electricity	2849.746945	117980.0806	0	117980.1	13553.7186	45550.05	0	0	0	0	0	0	0
Statewide Totals	2024	LDT1	Aggregate	Aggregate	Plug-in Hybrid	1560.428983	79994.38415	35736.68312	44257.7	6452.373846	13367.14	0.000262001	0	0.000805639	0.00106764	3.54626E-05	0	9.80695E-06
Statewide Totals	2024	LDT2	Aggregate	Aggregate	Gasoline	6196167.719	247080529.8	247080529.8	0	28942872.05	0	20.49461683	0	10.88476482	31.37938165	0.364050357	0	0.062756102
Statewide Totals	2024	LDT2	Aggregate	Aggregate	Diesel	21611.88493	901223.1187	901223.1187	0	103162.9865	0	0.05280596	0	0	0.05280596	0.005379456	0	0
Statewide Totals	2024	LDT2	Aggregate	Aggregate	Electricity	35461.74152	1293238.061	0	1293238	181272.4381	499296.6	0	0	0	0	0	0	0
Statewide Totals	2024	LDT2	Aggregate	Aggregate	Plug-in Hybrid	47478.43761	2337538.051	1091735.554	1245802	196323.3395	376269.5	0.007998992	0	0.024530978	0.03252997	0.001294457	0	0.000356749
Statewide Totals	2024	LHDT1	Aggregate	Aggregate	Gasoline	533444.0247	20083806.48	20083806.48	0	7947521.136	0	4.454072778	0.021734312	5.659366542	10.13517363	0.031559371	0	0.002968259
Statewide Totals	2024	LHDT1	Aggregate	Aggregate	Diesel	387023.5484	14655800.96	14655800.96	0	4868269.363	0	32.37350486	0.902630471	0	33.27613533	0.626547602	0.011362724	0
Statewide Totals	2024	LHDT1	Aggregate	Aggregate	Electricity	1635.664727	123189.2944	0	123189.3	22849.2004	74239.79	0	0	0	0	0	0	0
Statewide Totals	2024	LHDT2	Aggregate	Aggregate	Gasoline	76015.0326	2788467.09	2788467.09	0	1132510.723	0	0.517988213	0.003085801	0.807371619	1.328445633	0.003598343	0	0.000304643
Statewide Totals	2024	LHDT2	Aggregate	Aggregate	Diesel	151207.1779	5947359.815	5947359.815	0	1901996.08	0	9.335175434	0.337940798	0	9.673116232	0.210003934	0.004428	0
Statewide Totals	2024	LHDT2	Aggregate	Aggregate	Electricity	423.3611801	30210.37351	0	30210.37	5604.019645	18069.62	0	0	0	0	0	0	0
Statewide Totals	2024	MCY	Aggregate	Aggregate	Gasoline	694600.8573	4105358.564	4105358.564	0	1389201.715	0	2.740082665	0	0.226534817	2.966617483	0.008714956	0	0.005035163
Statewide Totals	2024	MDV	Aggregate	Aggregate	Gasoline	4197180.652	156615967.6	156615967.6	0	19226776.71	0	20.39704484	0	9.883716936	30.28076178	0.234635912	0	0.044483182
Statewide Totals	2024	MDV	Aggregate	Aggregate	Diesel	65919.2075	2563762.706	2563762.706	0	307396.5129	0	0.268296369	0	0	0.268296369	0.020485969	0	0
Statewide Totals	2024	MDV	Aggregate	Aggregate	Electricity	38622.03033	1409204.243	0	1409204	197450.8317	544069.1	0	0	0	0	0	0	0
Statewide Totals	2024	MDV	Aggregate	Aggregate	Plug-in Hybrid	29857.21919	1395121.492	669668.5341	725453	123459.6013	219108.4	0.004890275	0	0.015430637	0.020320912	0.000958	0	0.000272397
Statewide Totals	2024	MH	Aggregate	Aggregate	Gasoline	84519.02068	770352.3129	770352.3129	0	8455.282829	0	0.358835096	0	0.003908419	0.362743515	0.00121805	0	3.59001E-06
Statewide Totals	2024	MH	Aggregate	Aggregate	Diesel	35749.85546	337480.3941	337480.3941	0	3574.985546	0	1.60765471	0	0	1.60765471	0.04211022	0	0
Statewide Totals	2024	MHDT	Aggregate	Aggregate	Gasoline	49136.19872	2647286.254	2647286.254	0	983117.064	0	1.32917277	0.004815659	0.463373166	1.797361595	0.003190183	0	0.000540838
Statewide Totals	2024	MHDT	Aggregate	Aggregate	Diesel	277729.3742	12176258.56	12176258.56	0	3314941.147	0	15.23974814	4.058645963	5.955457902	25.253852	0.168451418	0.008390629	0
Statewide Totals	2024	MHDT	Aggregate	Aggregate	Electricity	845.6620898	47203.33616	0	47203.34	10926.65637	50979.04	0	0	0	0	0	0	0
Statewide Totals	2024	MHDT	Aggregate	Aggregate	Natural Gas	3069.097721	148297.3761	148297.3761	0	27145.4112	0	0.017958994	0.022404991	0	0.040363984	0.000169876	6.31357E-05	0
Statewide Totals	2024	OBUS	Aggregate	Aggregate	Gasoline	13168.72407	597323.1986	597323.1986	0	263479.8311	0	0.358594531	0.000942063	0.11873108	0.478267674	0.000582856	0	8.33042E-05
Statewide Totals	2024	OBUS	Aggregate	Aggregate	Diesel	9912.904788	724559.1469	724559.1469	0	116162.5498	0	1.3758589	0.136154214	0.207084352	1.719097465	0.028235251	0.000182658	0
Statewide Totals	2024	OBUS	Aggregate	Aggregate	Electricity	25.11359913	2191.950299	0	2191.95	502.4728913	2370.847	0	0	0	0	0	0	0
Statewide Totals	2024	OBUS	Aggregate	Aggregate	Natural Gas	719.5197677	43318.57774	43318.57774	0	6403.725932	0	0.007962485	0.001232883	0	0.009195368	3.762E-05	2.77042E-06	0
Statewide Totals	2024	SBUS	Aggregate	Aggregate	Gasoline	6487.545912	345599.5183	345599.5183	0	25950.18365	0	0.246014496	0.006603476	0.020649102	0.273267074	0.000403419	0	1.56681E-05
Statewide Totals	2024	SBUS	Aggregate	Aggregate	Diesel	19340.77878	426182.5409	426182.5409	0	280054.4768	0	2.456633295	0.539742035	0.128802377	3.125177708	0.013069043	0.000570615	0
Statewide Totals	2024	SBUS	Aggregate	Aggregate	Electricity	70.00474153	2045.092783	0	2045.093	869.3357635	2237.458	0	0	0	0	0	0	0
Statewide Totals	2024	SBUS	Aggregate	Aggregate	Natural Gas	4326.797243	107950.3757	107950.3757	0	62652.02408	0	0.08491588	0.024883271	0	0.109799151	0.000468959	6.02778E-05	0
Statewide Totals	2024	UBUS	Aggregate	Aggregate	Gasoline	2828.538626	242804.0638	242804.0638	0	11314.1545	0	0.03357869	0	0.008982418	0.042561108	0.00031057	0	6.34263E-06
Statewide Totals	2024	UBUS	Aggregate	Aggregate	Diesel	3498.151707	350115.7745	350115.7745	0	13992.60683	0	0.14542082	0	0	0.14542082	0.002546323	0	0
Statewide Totals	2024	UBUS	Aggregate	Aggregate	Electricity	313.7352588	24321.75384	0	24321.75	1254.941035	46816.64	0	0	0	0	0	0	0
Statewide Totals	2024	UBUS	Aggregate	Aggregate	Natural Gas	7829.208403	909762.2065	909762.2065	0	31316.83361	0	0.481057305	0	0	0.481057305	0.000463856	0	0
Statewide Totals	2025	HHDT	Aggregate	Aggregate	Gasoline	126.6603815	8734.328026	8734.328026	0	2534.220914	0	0.066096994	0	0.001824511	0.067921505	1.80778E-05	0	3.44928E-06
Statewide Totals	2025	HHDT	Aggregate	Aggregate	Diesel	315961.6421	43487031.15	43487031.15	0	5139396.516	0	81.8876375	25.82029167	15.84766451	123.5555937	1.301437466	0.011872145	0
Statewide Totals	2025	HHDT	Aggregate	Aggregate	Electricity	2016.602043	241557.247	0	241557.2	29746.7794	439847	0	0	0	0	0	0	0
Statewide Totals	2025	HHDT	Aggregate	Aggregate	Natural Gas	18819.84091	1219353.786	1219353.786	0	135122.5135	0	1.269295836	0.203219882	0	1.472515719	0.002689854	0.000388911	0
Statewide Totals	2025	LDA	Aggregate	Aggregate	Gasoline	12837662.63	503812695	503812695	0	59480990.17	0	21.78249203	0	15.97934282	37.76183485	0.694046113	0	0.124742994
Statewide Totals	2025	LDA	Aggregate	Aggregate	Diesel	42627.74547	1266876.471	1266876.471	0	178260.3107	0	0.296086129	0	0	0.296086129	0.024901047	0	0
Statewide Totals	2025	LDA	Aggregate	Aggregate	Electricity	792351.2526	38110990.41	0	38110990	3931211.032	14713988	0	0	0	0	0	0	0
Statewide Totals	2025	LDA	Aggregate	Aggregate	Plug-in Hybrid	383663.1494	17814254.34	8595793.201	9218461	1586447.123	2784250	0.062849166	0	0.198304128	0.261153294	0.011977297	0	0.003386022
Statewide Totals	2025	LDT1	Aggregate	Aggregate	Gasoline	1284221.585	43707488.99	43707488.99	0	5587632.307	0	7.577018247	0	2.616371789	10.19339004	0.097433864	0	0.018044951
Statewide Totals	2025	LDT1	Aggregate	Aggregate	Diesel	610.9429377	8457.802623	8457.802623	0	1710.135228	0	0.014708428	0	0	0.014708428	0.002271075	0	0
Statewide Totals	2025	LDT1	Aggregate	Aggregate	Electricity	3472.828315	154253.7054	0	154253.7	16713.30189	59554.66	0	0	0	0	0	0	0
Statewide Totals	2025	LDT1	Aggregate	Aggregate	Plug-in Hybrid	2255.842729	114380.1735	49613.64707	64766.53	9327.909685	19561.42	0.000363655	0	0.001164766	0.001528421	4.86474E-05	0	1.4019E-05
Statewide Totals	2025	LDT2	Aggregate	Aggregate	Gasoline	6307223.657	251275667.7	251275667.7	0	29454216.16	0	18.68908557	0	10.36782416	29.05690973	0.358823049	0	0.062370584
Statewide Totals	2025	LDT2	Aggregate	Aggregate	Diesel	22395.20738	926401.2108	926401.2108	0	106650.0772	0	0.048692714	0	0	0.048692714	0.005102	0	0
Statewide Totals	2025	LDT2	Aggregate	Aggregate	Electricity	47977.69378	1724693.602	0	1724694	244230.8906	665874.1	0	0	0	0	0	0	0
Statewide Totals	2025	LDT2	Aggregate	Aggregate	Plug-in Hybrid	57212.95714	2772425.406	1261716.124	1510709	236575.5778	456279.2	0.00924156	0	0.029564265	0.038805826	0.001441491	0	0.000414476
Statewide Totals	2025	LHDT1	Aggregate	Aggregate	Gasoline	527137.6454	19931916.9	19931916.9	0	7853565.482	0	3.946329247	0.020923722	5.436325693	9.403578662	0.030366223	0	0.002715995
Statewide Totals	2025	LHDT1	Aggregate	Aggregate	Diesel	384627.7226	14526241.97	14526241.97	0	4838132.889	0	29.22326626	0.865577221	0	30.08884348	0.584377643	0.011250367	0
Statewide Totals	2025	LHDT1	Aggregate	Aggregate	Electricity	4531.776014	316257.0674	0	316257.1	63376.2918	190691.6	0	0	0	0	0	0	0
Statewide Totals	2025	LHDT2	Aggregate	Aggregate	Gasoline	74953.4414	2743021.41	2743021.41	0	1116694.596	0	0.459186025	0.002963018	0.775797244	1.237946287	0.003462084	0	0.000279201
Statewide Totals	2025	LHDT2	Aggregate	Aggregate	Diesel	153118.7737	5976481.729	5976481.729	0	1926041.55	0	8.605494253	0.329132554	0	8.934626807	0.201232755	0.004489411	0
Statewide Totals	2025	LHDT2	Aggregate	Aggregate	Electricity	1164.198657	77205.83207	0	77205.83	15438.4225	46194.57	0	0	0	0	0	0	0
Statewide Totals	2025	MCY	Aggregate	Aggregate	Gasoline	697353.6509	4101196.767	4101196.767	0	1394707.302	0	2.671339569	0	0.217601166	2.888940735	0.008784238	0	0.00501982
Statewide Totals	2025	MDV	Aggregate	Aggregate	Gasoline	4198402.185	156680570.6	156680570.6	0	19230832.12	0	17.90432325	0	9.083028849	26.9873521	0.225681264	0	0.042812953
Statewide Totals	2025	MDV	Aggregate	Aggregate	Diesel	65690.94984	2509511.049	2509511.049	0	304580.1864	0	0.238781785	0	0	0.238781785	0.018829306	0	0
Statewide Totals	2025	MDV	Aggregate	Aggregate	Electricity	51965.80707	1867218.688	0	1867219	264486.2613	720900.5	0	0	0	0	0	0	0
Statewide Totals	2025	MDV	Aggregate	Aggregate	Plug-in Hybrid	36338.09511	1684033.635	781746.062	902287.6	150258.0233	272517.7	0.005710305	0	0.018780015	0.024490321	0.001043813	0	0.000309138

Region	Calendar Year	Vehicle Category	Model Year	Speed	Fuel	Population	Total VMT	CVMT	EVMT	Trips	Energy Consumption	NOx_RUNEX	NOx_IDLEX	NOx_STREX	NOx_TOTEX	PM2.5_RUNEX	PM2.5_IDLEX	PM2.5_STREX
Statewide Totals	2025	MH	Aggregate	Aggregate	Gasoline	80354.9193	735820.0839	735820.0839	0	8038.706126	0	0.312836626	0	0.003792382	0.316629008	0.00111739	0	3.28206E-06
Statewide Totals	2025	MH	Aggregate	Aggregate	Diesel	35686.68487	334282.7873	334282.7873	0	3568.668487	0	1.547715476	0	0	1.547715476	0.040022682	0	0
Statewide Totals	2025	MHDT	Aggregate	Aggregate	Gasoline	47979.48043	2589381.432	2589381.432	0	959973.4445	0	1.120606011	0.004621093	0.44035695	1.565584053	0.003094431	0	0.000506615
Statewide Totals	2025	MHDT	Aggregate	Aggregate	Diesel	283391.9198	12272299.68	12272299.68	0	3387538.256	0	14.00337109	3.936492794	6.094553607	24.03441749	0.149213788	0.007058238	0
Statewide Totals	2025	MHDT	Aggregate	Aggregate	Electricity	2457.805048	136285.2157	0	136285.2	31554.19973	146451.6	0	0	0	0	0	0	0
Statewide Totals	2025	MHDT	Aggregate	Aggregate	Natural Gas	3268.742096	154575.5549	154575.5549	0	28802.85318	0	0.017879628	0.023847483	0	0.041727111	0.000181695	6.88355E-05	0
Statewide Totals	2025	OBUS	Aggregate	Aggregate	Gasoline	12688.13863	562871.6385	562871.6385	0	253864.2778	0	0.317506406	0.000895981	0.113957362	0.432359749	0.00056254	0	8.02738E-05
Statewide Totals	2025	OBUS	Aggregate	Aggregate	Diesel	10199.28712	727468.079	727468.079	0	120075.8607	0	1.335519304	0.136204982	0.213091555	1.684815841	0.027380358	0.000176243	0
Statewide Totals	2025	OBUS	Aggregate	Aggregate	Electricity	61.64718098	5272.884086	0	5272.884	1233.436797	5703.46	0	0	0	0	0	0	0
Statewide Totals	2025	OBUS	Aggregate	Aggregate	Natural Gas	755.5383001	44530.78426	44530.78426	0	6724.290871	0	0.007575427	0.001288864	0	0.008864291	4.17957E-05	3.04592E-06	0
Statewide Totals	2025	SBUS	Aggregate	Aggregate	Gasoline	6558.351237	348706.6724	348706.6724	0	26233.40495	0	0.232549064	0.006588651	0.0212067	0.260344415	0.000392268	0	1.57331E-05
Statewide Totals	2025	SBUS	Aggregate	Aggregate	Diesel	19238.84453	421680.3185	421680.3185	0	278578.4688	0	2.289389335	0.52100826	0.133640199	2.944037794	0.012127397	0.000522747	0
Statewide Totals	2025	SBUS	Aggregate	Aggregate	Electricity	151.4872704	4630.488753	0	4630.489	1878.889159	5066.355	0	0	0	0	0	0	0
Statewide Totals	2025	SBUS	Aggregate	Aggregate	Natural Gas	4484.089506	110694.4559	110694.4559	0	64929.61605	0	0.084326323	0.025743207	0	0.11006953	0.000480951	6.3534E-05	0
Statewide Totals	2025	UBUS	Aggregate	Aggregate	Gasoline	2845.621439	244141.1428	244141.1428	0	11382.48575	0	0.03345681	0	0.008778803	0.042235614	0.000332023	0	6.71523E-06
Statewide Totals	2025	UBUS	Aggregate	Aggregate	Diesel	3484.197608	348958.0094	348958.0094	0	13936.79043	0	0.144570689	0	0	0.144570689	0.002538938	0	0
Statewide Totals	2025	UBUS	Aggregate	Aggregate	Electricity	395.5556669	35355.34247	0	35355.34	1582.222668	68611.1	0	0	0	0	0	0	0
Statewide Totals	2025	UBUS	Aggregate	Aggregate	Natural Gas	7848.692119	909542.8261	909542.8261	0	31394.76848	0	0.453127463	0	0	0.453127463	0.000472131	0	0
Statewide Totals	2026	HHDT	Aggregate	Aggregate	Gasoline	102.1698496	8117.226111	8117.226111	0	2044.214352	0	0.046717256	0	0.00051747	0.047234726	1.34824E-05	0	2.15939E-06
Statewide Totals	2026	HHDT	Aggregate	Aggregate	Diesel	323622.8486	44147347.53	44147347.53	0	5266387.38	0	80.36823416	25.85841045	16.34896794	122.5756125	1.313825619	0.011706738	0
Statewide Totals	2026	HHDT	Aggregate	Aggregate	Electricity	3519.608454	425340.4079	0	425340.4	52038.79254	774421.8	0	0	0	0	0	0	0
Statewide Totals	2026	HHDT	Aggregate	Aggregate	Natural Gas	19576.3023	1252668.279	1252668.279	0	140280.1388	0	1.18950098	0.205494171	0	1.39499515	0.002633844	0.000414909	0
Statewide Totals	2026	LDA	Aggregate	Aggregate	Gasoline	12771098.48	500207112.7	500207112.7	0	59152857.36	0	19.86114758	0	15.21852846	35.07967604	0.664233386	0	0.120635665
Statewide Totals	2026	LDA	Aggregate	Aggregate	Diesel	38753.57848	1143624.674	1143624.674	0	162077.9253	0	0.235621438	0	0	0.235621438	0.01991951	0	0
Statewide Totals	2026	LDA	Aggregate	Aggregate	Electricity	870559.1886	41201804.22	0	41201804	4299874.804	15907297	0	0	0	0	0	0	0
Statewide Totals	2026	LDA	Aggregate	Aggregate	Plug-in Hybrid	409333.8544	18705424.72	8848460.248	9856964	1692595.488	2977097	0.064631035	0	0.21160472	0.276235755	0.011776012	0	0.003464498
Statewide Totals	2026	LDT1	Aggregate	Aggregate	Gasoline	1253937.171	42656830.63	42656830.63	0	5456152.65	0	6.688779167	0	2.412917673	9.101696841	0.089439582	0	0.016689846
Statewide Totals	2026	LDT1	Aggregate	Aggregate	Diesel	518.9081868	7018.170847	7018.170847	0	1429.138572	0	0.012024843	0	0	0.012024843	0.001856565	0	0
Statewide Totals	2026	LDT1	Aggregate	Aggregate	Electricity	4237.205829	192705.142	0	192705.1	20575.30727	74400.09	0	0	0	0	0	0	0
Statewide Totals	2026	LDT1	Aggregate	Aggregate	Plug-in Hybrid	2993.043967	149253.9306	63631.07514	85622.86	12376.2368	25860.65	0.000465935	0	0.001545545	0.00201148	5.97831E-05	0	1.78667E-05
Statewide Totals	2026	LDT2	Aggregate	Aggregate	Gasoline	6421310.209	254927112.9	254927112.9	0	29974809.56	0	17.16017905	0	9.951557525	27.11173657	0.350244004	0	0.061634975
Statewide Totals	2026	LDT2	Aggregate	Aggregate	Diesel	23123.46426	946334.4932	946334.4932	0	109779.1317	0	0.046022343	0	0	0.046022343	0.005007449	0	0
Statewide Totals	2026	LDT2	Aggregate	Aggregate	Electricity	60082.44066	2125562.725	0	2125563	304367.561	820642.6	0	0	0	0	0	0	0
Statewide Totals	2026	LDT2	Aggregate	Aggregate	Plug-in Hybrid	66397.59078	3154315.371	1409311.178	1745004	274554.0379	527043.3	0.010311859	0	0.034314733	0.044626592	0.001538329	0	0.000460685
Statewide Totals	2026	LHDT1	Aggregate	Aggregate	Gasoline	521612.9964	19776450.43	19776450.43	0	7771256.443	0	3.511954204	0.020172042	5.22163549	8.753761737	0.029450951	0	0.002514834
Statewide Totals	2026	LHDT1	Aggregate	Aggregate	Diesel	381362.8537	14367442.99	14367442.99	0	4797064.945	0	26.25139644	0.827497452	0	27.0788939	0.544706251	0.011124781	0
Statewide Totals	2026	LHDT1	Aggregate	Aggregate	Electricity	8665.640013	577819.8459	0	577819.8	121229.6477	348649.3	0	0	0	0	0	0	0
Statewide Totals	2026	LHDT2	Aggregate	Aggregate	Gasoline	73861.91569	2697682.938	2697682.938	0	1100432.489	0	0.402292689	0.002843354	0.74467507	1.149811113	0.003328978	0	0.000254089
Statewide Totals	2026	LHDT2	Aggregate	Aggregate	Diesel	154585.778	5988412.496	5988412.496	0	1944494.618	0	7.923937749	0.319704733	0	8.243642482	0.192677831	0.004538643	0
Statewide Totals	2026	LHDT2	Aggregate	Aggregate	Electricity	2220.937497	140970.4011	0	140970.4	29461.59266	84383.84	0	0	0	0	0	0	0
Statewide Totals	2026	MCY	Aggregate	Aggregate	Gasoline	700014.7542	4099379.526	4099379.526	0	1400029.508	0	2.609877618	0	0.208996559	2.818874177	0.008842165	0	0.005001214
Statewide Totals	2026	MDV	Aggregate	Aggregate	Gasoline	4204928.575	156640983.8	156640983.8	0	19259443.84	0	15.82118003	0	8.39379309	24.21497312	0.216554526	0	0.041354665
Statewide Totals	2026	MDV	Aggregate	Aggregate	Diesel	65283.43483	2448103.62	2448103.62	0	301015.693	0	0.211937654	0	0	0.211937654	0.017262665	0	0
Statewide Totals	2026	MDV	Aggregate	Aggregate	Electricity	64706.90812	2287087.487	0	2287087	327700.6754	883004.5	0	0	0	0	0	0	0
Statewide Totals	2026	MDV	Aggregate	Aggregate	Plug-in Hybrid	42277.36374	1931382.074	875768.5969	1055613	174816.8991	318826.7	0.00639264	0	0.021850617	0.028243258	0.001093021	0	0.000336854
Statewide Totals	2026	MH	Aggregate	Aggregate	Gasoline	76490.3454	705607.6077	705607.6077	0	7652.094154	0	0.272111024	0	0.003689246	0.275800271	0.001029781	0	3.00636E-06
Statewide Totals	2026	MH	Aggregate	Aggregate	Diesel	35579.49795	331268.2017	331268.2017	0	3557.949795	0	1.490544618	0	0	1.490544618	0.037952591	0	0
Statewide Totals	2026	MHDT	Aggregate	Aggregate	Gasoline	46911.61633	2534575.211	2534575.211	0	938607.6195	0	0.949769358	0.004423756	0.41737385	1.371566964	0.003027571	0	0.000481888
Statewide Totals	2026	MHDT	Aggregate	Aggregate	Diesel	288372.4752	12351100.12	12351100.12	0	3451074.301	0	12.83099863	3.800149127	6.194135113	22.82528287	0.132621251	0.005893319	0
Statewide Totals	2026	MHDT	Aggregate	Aggregate	Electricity	4528.830447	248001.2211	0	248001.2	58038.188	266048.2	0	0	0	0	0	0	0
Statewide Totals	2026	MHDT	Aggregate	Aggregate	Natural Gas	3462.307815	160559.3354	160559.3354	0	30435.34323	0	0.017755672	0.025231063	0	0.042986736	0.000193398	7.4445E-05	0
Statewide Totals	2026	OBUS	Aggregate	Aggregate	Gasoline	12243.45694	532273.1222	532273.1222	0	244967.0865	0	0.278129093	0.000849902	0.108951376	0.387930371	0.000544404	0	7.75904E-05
Statewide Totals	2026	OBUS	Aggregate	Aggregate	Diesel	10464.81882	730601.5406	730601.5406	0	123670.3047	0	1.296862579	0.135467102	0.218153189	1.650482869	0.026491028	0.000168736	0
Statewide Totals	2026	OBUS	Aggregate	Aggregate	Electricity	103.3381445	8689.381708	0	8689.382	2067.589595	9399.347	0	0	0	0	0	0	0
Statewide Totals	2026	OBUS	Aggregate	Aggregate	Natural Gas	788.3340899	45677.11762	45677.11762	0	7016.1734	0	0.007187232	0.001339523	0	0.008526756	4.58307E-05	3.30423E-06	0
Statewide Totals	2026	SBUS	Aggregate	Aggregate	Gasoline	6624.107403	351597.208	351597.208	0	26496.42961	0	0.21992256	0.00657451	0.021931054	0.248428125	0.000381747	0	1.57979E-05
Statewide Totals	2026	SBUS	Aggregate	Aggregate	Diesel	19101.16745	416834.1622	416834.1622	0	276584.9046	0	2.121890628	0.499822779	0.138199924	2.759913331	0.011291942	0.000476885	0
Statewide Totals	2026	SBUS	Aggregate	Aggregate	Electricity	256.4759009	7814.459589	0	7814.46	3196.045918	8550.601	0	0	0	0	0	0	0
Statewide Totals	2026	SBUS	Aggregate	Aggregate	Natural Gas	4640.348307	113342.526	113342.526	0	67192.24349	0	0.083683287	0.0265975	0	0.110280787	0.000492532	6.67687E-05	0
Statewide Totals	2026	UBUS	Aggregate	Aggregate	Gasoline	2866.615129	245862.3347	245862.3347	0	11466.46052	0	0.032882936	0	0.008615147	0.041498083	0.00034324	0	6.95036E-06
Statewide Totals	2026	UBUS	Aggregate	Aggregate	Diesel	3446.208091	345145.9405	345145.9405	0	13784.83237	0	0.143217346	0	0	0.143217346	0.002518974	0	0
Statewide Totals	2026	UBUS	Aggregate	Aggregate	Electricity	442.4493146	40601.23967	0	40601.24	1769.797259	78601.1	0	0	0	0	0	0	0
Statewide Totals	2026	UBUS	Aggregate	Aggregate	Natural Gas	7923.084896	917370.5012	917370.5012	0	31692.33959	0	0.437642803	0	0	0.437642803	0.000481606	0	0
Statewide Totals	2027	HHDT	Aggregate	Aggregate	Gasoline	90.74514965	7752.555127	7752.555127	0	1815.628954	0	0.040916848	0	0.000463552	0.041380401	1.19087E-05	0	1.66816E-06
Statewide Totals	2027	HHDT	Aggregate	Aggregate	Diesel	330234.6906	44752670.6	44752670.6	0	5376906.985	0	79.03277879	25.82760589	16.67922606	121.5396107	1.329069602	0.011570773	0
Statewide Totals	2027	HHDT	Aggregate	Aggregate	Electricity	5656.523524	687472.2337	0	687472.2	83337.71875	1251949	0	0	0	0	0	0	0
Statewide Totals	2027	HHDT	Aggregate	Aggregate	Natural Gas	20221.61002	1280254.21	1280254.21	0	144752.3107	0	1.108908557	0.206772957	0	1.315681514	0.002575968	0.000439354	0
Statewide Totals	2027	LDA	Aggregate	Aggregate	Gasoline	12713197.15	497958751.9	497958751.9	0	58870070.55	0	18.33473851	0	14.56801163	32.90275014	0.632563168	0	0.115863146
Statewide Totals	2027	LDA	Aggregate	Aggregate	Diesel	34810.99835	1027855.35	1027855.35	0	146035.4862	0	0.182650918	0	0	0.182650918	0.015258518	0	0
Statewide Totals	2027	LDA	Aggregate	Aggregate	Electricity	945896.581	44182412.22	0	44182412	4651606.22	17058058	0	0	0	0	0	0	0

Region	Calendar Year	Vehicle Category	Model Year	Speed	Fuel	Population	Total VMT	CVMT	EVMT	Trips	Energy Consumption	NOx_RUNEX	NOx_IDLEX	NOx_STREX	NOx_TOTEX	PM2.5_RUNEX	PM2.5_IDLEX	PM2.5_STREX
Statewide Totals	2027	LDA	Aggregate	Aggregate	Plug-in Hybrid	432799.9541	19519039.91	9073043.613	10445996	1789627.81	3155002	0.066295773	0	0.223765466	0.290061239	0.01145725	0	0.003486537
Statewide Totals	2027	LDT1	Aggregate	Aggregate	Gasoline	1225902.987	41758052.73	41758052.73	0	5335951.785	0	5.910033165	0	2.231009375	8.141042539	0.082122589	0	0.015397451
Statewide Totals	2027	LDT1	Aggregate	Aggregate	Diesel	249.3116977	3462.722922	3462.722922	0	693.1231221	0	0.005056128	0	0	0.005056128	0.000802751	0	0
Statewide Totals	2027	LDT1	Aggregate	Aggregate	Electricity	5171.970801	239464.3737	0	239464.4	25277.91985	92453.01	0	0	0	0	0	0	0
Statewide Totals	2027	LDT1	Aggregate	Aggregate	Plug-in Hybrid	3840.470847	189145.5041	79691.27779	109454.2	15880.34695	33058.44	0.000583655	0	0.001983286	0.002566941	6.96727E-05	0	2.1379E-05
Statewide Totals	2027	LDT2	Aggregate	Aggregate	Gasoline	6533169.785	258779163.7	258779163.7	0	30476806.19	0	15.89454769	0	9.614330672	25.50887836	0.33949284	0	0.060329054
Statewide Totals	2027	LDT2	Aggregate	Aggregate	Diesel	23723.72732	964704.5217	964704.5217	0	112405.801	0	0.042857275	0	0	0.042857275	0.004789175	0	0
Statewide Totals	2027	LDT2	Aggregate	Aggregate	Electricity	73247.27697	2552568.148	0	2552568	369377.3844	985502	0	0	0	0	0	0	0
Statewide Totals	2027	LDT2	Aggregate	Aggregate	Plug-in Hybrid	75958.14545	3551639.766	1563719.941	1987920	314086.9314	600411	0.011443829	0	0.03925966	0.050703489	0.001608175	0	0.000497414
Statewide Totals	2027	LHDT1	Aggregate	Aggregate	Gasoline	515800.1961	19563402.48	19563402.48	0	7684654.379	0	3.13446292	0.019443134	5.001476941	8.155382994	0.028629794	0	0.002338602
Statewide Totals	2027	LHDT1	Aggregate	Aggregate	Diesel	377439.7509	14165043.26	14165043.26	0	4747717.247	0	23.53544947	0.789660735	0	24.3251102	0.504736183	0.010978512	0
Statewide Totals	2027	LHDT1	Aggregate	Aggregate	Electricity	14810.88992	959412.2452	0	959412.2	207222.2854	579422.5	0	0	0	0	0	0	0
Statewide Totals	2027	LHDT2	Aggregate	Aggregate	Gasoline	72643.67424	2645395.809	2645395.809	0	1082282.507	0	0.351330133	0.00272355	0.712333862	1.066387546	0.003207366	0	0.00023158
Statewide Totals	2027	LHDT2	Aggregate	Aggregate	Diesel	155656.5812	5976084.345	5976084.345	0	1957963.975	0	7.302300412	0.310124023	0	7.612424435	0.183412444	0.004575936	0
Statewide Totals	2027	LHDT2	Aggregate	Aggregate	Electricity	3795.236921	234252.3775	0	234252.4	50342.55209	140299.6	0	0	0	0	0	0	0
Statewide Totals	2027	MCY	Aggregate	Aggregate	Gasoline	702186.3833	4096806.252	4096806.252	0	1404372.767	0	2.55426286	0	0.200737338	2.755000198	0.008905109	0	0.004959897
Statewide Totals	2027	MDV	Aggregate	Aggregate	Gasoline	4213978.556	156922734.9	156922734.9	0	19298599.47	0	14.08436628	0	7.812568659	21.89693494	0.207116549	0	0.039765858
Statewide Totals	2027	MDV	Aggregate	Aggregate	Diesel	64514.98269	2389254.994	2389254.994	0	296435.4059	0	0.182564414	0	0	0.182564414	0.015078098	0	0
Statewide Totals	2027	MDV	Aggregate	Aggregate	Electricity	77879.30252	2708503.116	0	2708503	392489.7367	1045706	0	0	0	0	0	0	0
Statewide Totals	2027	MDV	Aggregate	Aggregate	Plug-in Hybrid	48332.79252	2181542.854	971366.4257	1210176	199856.0971	365509.4	0.007094039	0	0.024981792	0.032075831	0.001124634	0	0.000357908
Statewide Totals	2027	MH	Aggregate	Aggregate	Gasoline	72996.96603	678874.0196	678874.0196	0	7302.616482	0	0.236950845	0	0.003595913	0.240546758	0.000954601	0	2.76647E-06
Statewide Totals	2027	MH	Aggregate	Aggregate	Diesel	35422.28609	328111.4572	328111.4572	0	3542.228609	0	1.432762802	0	0	1.432762802	0.035942563	0	0
Statewide Totals	2027	MHDT	Aggregate	Aggregate	Gasoline	45832.05032	2474908.325	2474908.325	0	917007.6627	0	0.807494089	0.004232409	0.396141637	1.207868135	0.002962849	0	0.000460291
Statewide Totals	2027	MHDT	Aggregate	Aggregate	Diesel	292488.1795	12389015.59	12389015.59	0	3503647.298	0	11.7391801	3.665594069	6.250823859	21.65559803	0.118607338	0.004927619	0
Statewide Totals	2027	MHDT	Aggregate	Aggregate	Electricity	7633.638665	413802.662	0	413802.7	97714.79158	443707.9	0	0	0	0	0	0	0
Statewide Totals	2027	MHDT	Aggregate	Aggregate	Natural Gas	3639.66412	165510.5422	165510.5422	0	31986.08555	0	0.017553044	0.026476018	0	0.044029062	0.000203024	7.95631E-05	0
Statewide Totals	2027	OBUS	Aggregate	Aggregate	Gasoline	11791.83239	502807.0467	502807.0467	0	235930.9824	0	0.244743646	0.000805213	0.105712322	0.351261181	0.000525062	0	7.4523E-05
Statewide Totals	2027	OBUS	Aggregate	Aggregate	Diesel	10737.33369	733883.147	733883.147	0	127268.66	0	1.264063743	0.134822684	0.222586664	1.62147309	0.025586166	0.000162344	0
Statewide Totals	2027	OBUS	Aggregate	Aggregate	Electricity	164.4867704	13671.5093	0	13671.51	3291.051302	14784.02	0	0	0	0	0	0	0
Statewide Totals	2027	OBUS	Aggregate	Aggregate	Natural Gas	818.1196127	46533.74809	46533.74809	0	7281.264553	0	0.006835161	0.001385366	0	0.008220526	4.93972E-05	3.54282E-06	0
Statewide Totals	2027	SBUS	Aggregate	Aggregate	Gasoline	6681.902304	354067.488	354067.488	0	26727.60922	0	0.206588989	0.00655742	0.022461909	0.235608318	0.000373555	0	1.58763E-05
Statewide Totals	2027	SBUS	Aggregate	Aggregate	Diesel	18906.69157	411108.1615	411108.1615	0	273768.8939	0	1.951756171	0.476048232	0.142109904	2.569914307	0.010477063	0.000432007	0
Statewide Totals	2027	SBUS	Aggregate	Aggregate	Electricity	417.2776048	12701.72836	0	12701.73	5207.624448	13897.32	0	0	0	0	0	0	0
Statewide Totals	2027	SBUS	Aggregate	Aggregate	Natural Gas	4789.578736	115717.9033	115717.9033	0	69353.1001	0	0.082944076	0.027413183	0	0.110357259	0.000502927	6.98622E-05	0
Statewide Totals	2027	UBUS	Aggregate	Aggregate	Gasoline	2863.032985	245427.9607	245427.9607	0	11452.13194	0	0.032699753	0	0.008393256	0.041093009	0.000348271	0	6.96519E-06
Statewide Totals	2027	UBUS	Aggregate	Aggregate	Diesel	3401.460128	338009.1028	338009.1028	0	13605.84051	0	0.138079004	0	0	0.138079004	0.002469313	0	0
Statewide Totals	2027	UBUS	Aggregate	Aggregate	Electricity	724.8726772	71813.20029	0	71813.2	2899.490709	138292.3	0	0	0	0	0	0	0
Statewide Totals	2027	UBUS	Aggregate	Aggregate	Natural Gas	7793.257705	904719.7208	904719.7208	0	31173.03082	0	0.401971329	0	0	0.401971329	0.000483922	0	0
Statewide Totals	2028	HHDT	Aggregate	Aggregate	Gasoline	81.5878096	7435.951794	7435.951794	0	1632.408895	0	0.036100852	0	0.000361088	0.036461941	1.08154E-05	0	1.37248E-06
Statewide Totals	2028	HHDT	Aggregate	Aggregate	Diesel	335719.6008	45293436.24	45293436.24	0	5470645.057	0	77.7357627	25.75718253	16.85065158	120.3435968	1.340033801	0.01143169	0
Statewide Totals	2028	HHDT	Aggregate	Aggregate	Electricity	8585.98921	1041454.682	0	1041455	125097.0653	1896888	0	0	0	0	0	0	0
Statewide Totals	2028	HHDT	Aggregate	Aggregate	Natural Gas	20748.79238	1301536.164	1301536.164	0	148463.8565	0	1.036023454	0.207267282	0	1.243290736	0.002522717	0.000461449	0
Statewide Totals	2028	LDA	Aggregate	Aggregate	Gasoline	12663212.99	495970018.1	495970018.1	0	58628535.93	0	17.09079862	0	14.01274417	31.10354279	0.595272515	0	0.110417492
Statewide Totals	2028	LDA	Aggregate	Aggregate	Diesel	30909.52084	919794.8998	919794.8998	0	130485.9791	0	0.139497754	0	0	0.139497754	0.011220416	0	0
Statewide Totals	2028	LDA	Aggregate	Aggregate	Electricity	1019961.769	47044067.35	0	47044067	4995227.14	18162893	0	0	0	0	0	0	0
Statewide Totals	2028	LDA	Aggregate	Aggregate	Plug-in Hybrid	454275.3979	20224042.29	9255466.008	10968576	1878428.77	3312837	0.067633082	0	0.234896406	0.302529488	0.010971737	0	0.003459182
Statewide Totals	2028	LDT1	Aggregate	Aggregate	Gasoline	1200266.34	40926999.05	40926999.05	0	5226264.453	0	5.220971268	0	2.065078032	7.2860493	0.075080978	0	0.014215501
Statewide Totals	2028	LDT1	Aggregate	Aggregate	Diesel	149.6646205	2157.743455	2157.743455	0	418.1691581	0	0.002849159	0	0	0.002849159	0.000446756	0	0
Statewide Totals	2028	LDT1	Aggregate	Aggregate	Electricity	6281.009692	294143.6824	0	294143.7	30836.98223	113563.7	0	0	0	0	0	0	0
Statewide Totals	2028	LDT1	Aggregate	Aggregate	Plug-in Hybrid	4797.044174	233423.1903	97529.98429	135893.2	19835.77766	41043.8	0.000714342	0	0.002477435	0.003191777	7.75534E-05	0	2.44385E-05
Statewide Totals	2028	LDT2	Aggregate	Aggregate	Gasoline	6642218.738	262284437.4	262284437.4	0	30959233.65	0	14.79558646	0	9.338998146	24.1345846	0.324661918	0	0.058465866
Statewide Totals	2028	LDT2	Aggregate	Aggregate	Diesel	24274.59567	980543.7791	980543.7791	0	114759.2227	0	0.040806743	0	0	0.040806743	0.004676801	0	0
Statewide Totals	2028	LDT2	Aggregate	Aggregate	Electricity	87629.23641	3010196.778	0	3010197	440019.4975	1162184	0	0	0	0	0	0	0
Statewide Totals	2028	LDT2	Aggregate	Aggregate	Plug-in Hybrid	85871.4152	3954339.217	1720342.588	2233997	355078.3019	674733.6	0.012590636	0	0.044387286	0.056977922	0.001641934	0	0.000524764
Statewide Totals	2028	LHDT1	Aggregate	Aggregate	Gasoline	509894.4467	19298233.57	19298233.57	0	7596667.513	0	2.791158803	0.018750629	4.7888037	7.598713132	0.027844294	0	0.002189455
Statewide Totals	2028	LHDT1	Aggregate	Aggregate	Diesel	372695.3261	13916085.2	13916085.2	0	4688038.351	0	21.03211481	0.751878085	0	21.7839929	0.467552886	0.010812017	0
Statewide Totals	2028	LHDT1	Aggregate	Aggregate	Electricity	23209.26201	1464237.325	0	1464237	324762.1792	884589.9	0	0	0	0	0	0	0
Statewide Totals	2028	LHDT2	Aggregate	Aggregate	Gasoline	71340.36166	2586772.614	2586772.614	0	1062865.092	0	0.305950781	0.002605978	0.680460937	0.989017697	0.003091666	0	0.000212278
Statewide Totals	2028	LHDT2	Aggregate	Aggregate	Diesel	156305.769	5939453.553	5939453.553	0	1966129.942	0	6.74073611	0.300475438	0	7.041211548	0.174888693	0.004600198	0
Statewide Totals	2028	LHDT2	Aggregate	Aggregate	Electricity	5948.165466	357828.5371	0	357828.5	78897.00824	214340.8	0	0	0	0	0	0	0
Statewide Totals	2028	MCY	Aggregate	Aggregate	Gasoline	704783.0651	4094242.364	4094242.364	0	1409566.13	0	2.503095564	0	0.193243117	2.696338681	0.008956625	0	0.004941681
Statewide Totals	2028	MDV	Aggregate	Aggregate	Gasoline	4224142.86	157163701.6	157163701.6	0	19342262.79	0	12.63228317	0	7.333750131	19.9660333	0.196144341	0	0.038021341
Statewide Totals	2028	MDV	Aggregate	Aggregate	Diesel	63525.20037	2327128.372	2327128.372	0	291046.5121	0	0.155959449	0	0	0.155959449	0.012976666	0	0
Statewide Totals	2028	MDV	Aggregate	Aggregate	Electricity	91567.26	3134876.304	0	3134876	459311.0515	1210321	0	0	0	0	0	0	0
Statewide Totals	2028	MDV	Aggregate	Aggregate	Plug-in Hybrid	54425.20385	2427080.433	1064793.721	1362287	225048.2179	411451.2	0.007778204	0	0.028132455	0.035910659	0.001129076	0	0.000371288
Statewide Totals	2028	MH	Aggregate	Aggregate	Gasoline	69735.15226	654125.1704	654125.1704	0	6976.304632	0	0.20622494	0	0.00350572	0.20973066	0.000889772	0	2.55989E-06
Statewide Totals	2028	MH	Aggregate	Aggregate	Diesel	35217.89058	324772.05	324772.05	0	3521.789058	0	1.376392168	0	0	1.376392168	0.033929477	0	0
Statewide Totals	2028	MHDT	Aggregate	Aggregate	Gasoline	44664.80815	2404708.227	2404708.227	0	893653.4814	0	0.68301486	0.004028342	0.371447051	1.058490253	0.002888647	0	0.000440436
Statewide Totals	2028	MHDT	Aggregate	Aggregate	Diesel	295113.5691	12360647.52	12360647.52	0	3537773.141	0	10.70887506	3.522880926	6.199731843	20.43148783	0.106169535	0.004120419	0
Statewide Totals	2028	MHDT	Aggregate	Aggregate	Electricity	12311.0606	664300.4021	0	664300.4	157511.7633	711855.6	0	0	0	0	0	0	0

Region	Calendar Year	Vehicle Category	Model Year	Speed	Fuel	Population	Total VMT	CVMT	EVMT	Trips	Energy Consumption	NOx_RUNEX	NOx_IDLEX	NOx_STREX	NOx_TOTEX	PM2.5_RUNEX	PM2.5_IDLEX	PM2.5_STREX
Statewide Totals	2028	MHDT	Aggregate	Aggregate	Natural Gas	3793.928259	169239.7835	169239.7835	0	33370.91077	0	0.01729669	0.027539429	0	0.04483612	0.000211177	8.41003E-05	0
Statewide Totals	2028	OBUS	Aggregate	Aggregate	Gasoline	11380.86505	474819.8527	474819.8527	0	227708.3479	0	0.216008101	0.000763101	0.100813813	0.317585015	0.000506803	0	7.22587E-05
Statewide Totals	2028	OBUS	Aggregate	Aggregate	Diesel	10984.61747	737222.4761	737222.4761	0	130504.8381	0	1.236013797	0.133438551	0.222849918	1.592302266	0.024633479	0.000154772	0
Statewide Totals	2028	OBUS	Aggregate	Aggregate	Electricity	256.9620196	21176.59316	0	21176.59	5141.296089	22901	0	0	0	0	0	0	0
Statewide Totals	2028	OBUS	Aggregate	Aggregate	Natural Gas	843.5693598	47204.16332	47204.16332	0	7507.767303	0	0.006515913	0.001424343	0	0.007940256	5.22269E-05	3.75126E-06	0
Statewide Totals	2028	SBUS	Aggregate	Aggregate	Gasoline	6726.772436	355787.2368	355787.2368	0	26907.08974	0	0.195341042	0.006517208	0.022764032	0.224622283	0.000367683	0	1.59562E-05
Statewide Totals	2028	SBUS	Aggregate	Aggregate	Diesel	18640.90081	404000.4482	404000.4482	0	269920.2438	0	1.776003512	0.449384228	0.1442078	2.36959554	0.009651388	0.000387449	0
Statewide Totals	2028	SBUS	Aggregate	Aggregate	Electricity	660.6132413	20180.34536	0	20180.35	8253.666101	22075.89	0	0	0	0	0	0	0
Statewide Totals	2028	SBUS	Aggregate	Aggregate	Natural Gas	4926.530882	117659.6753	117659.6753	0	71336.16716	0	0.082063454	0.028161235	0	0.110224689	0.000511422	7.27136E-05	0
Statewide Totals	2028	UBUS	Aggregate	Aggregate	Gasoline	2840.961876	243018.5177	243018.5177	0	11363.84751	0	0.032106435	0	0.008185533	0.040291967	0.000345581	0	6.8629E-06
Statewide Totals	2028	UBUS	Aggregate	Aggregate	Diesel	3218.20745	319778.4739	319778.4739	0	12872.8298	0	0.129264775	0	0	0.129264775	0.002323702	0	0
Statewide Totals	2028	UBUS	Aggregate	Aggregate	Electricity	1213.031289	130609.1255	0	130609.1	4852.125155	250072	0	0	0	0	0	0	0
Statewide Totals	2028	UBUS	Aggregate	Aggregate	Natural Gas	7614.639372	877549.8095	877549.8095	0	30458.55749	0	0.340939812	0	0	0.340939812	0.000461224	0	0
Statewide Totals	2029	HHDT	Aggregate	Aggregate	Gasoline	73.16594485	7135.484472	7135.484472	0	1463.904225	0	0.030673464	0	0.000280464	0.030953928	9.5776E-06	0	1.03125E-06
Statewide Totals	2029	HHDT	Aggregate	Aggregate	Diesel	340009.8112	45771754.55	45771754.55	0	5547523.443	0	76.52959587	25.67652374	16.92249463	119.1286142	1.349747326	0.011256595	0
Statewide Totals	2029	HHDT	Aggregate	Aggregate	Electricity	12304.73061	1483236.284	0	1483236	176952.247	2702040	0	0	0	0	0	0	0
Statewide Totals	2029	HHDT	Aggregate	Aggregate	Natural Gas	21166.61562	1317430.381	1317430.381	0	151532.3097	0	0.963975231	0.207095393	0	1.171070624	0.002473153	0.000481433	0
Statewide Totals	2029	LDA	Aggregate	Aggregate	Gasoline	12617064.27	494219801.3	494219801.3	0	58412990.62	0	16.05302095	0	13.52986763	29.58288859	0.559049399	0	0.104901317
Statewide Totals	2029	LDA	Aggregate	Aggregate	Diesel	27398.56325	821290.7172	821290.7172	0	116339.5955	0	0.10746893	0	0	0.10746893	0.008354387	0	0
Statewide Totals	2029	LDA	Aggregate	Aggregate	Electricity	1092504.148	49787926.28	0	49787926	5329746.114	19222249	0	0	0	0	0	0	0
Statewide Totals	2029	LDA	Aggregate	Aggregate	Plug-in Hybrid	473583.241	20822316.41	9396334.942	11425981	1958266.702	3450987	0.068652349	0	0.244905579	0.313557928	0.010461607	0	0.003413345
Statewide Totals	2029	LDT1	Aggregate	Aggregate	Gasoline	1175800.929	40158563.69	40158563.69	0	5124068.226	0	4.582801491	0	1.912849313	6.495650804	0.068439588	0	0.013090327
Statewide Totals	2029	LDT1	Aggregate	Aggregate	Diesel	78.58127906	1212.976454	1212.976454	0	224.48938	0	0.00143937	0	0	0.00143937	0.000224522	0	0
Statewide Totals	2029	LDT1	Aggregate	Aggregate	Electricity	7578.58906	357151.0954	0	357151.1	37314.27037	137889.8	0	0	0	0	0	0	0
Statewide Totals	2029	LDT1	Aggregate	Aggregate	Plug-in Hybrid	5865.768059	282135.1293	117169.7296	164965.4	24254.95092	49824.47	0.000858071	0	0.003029546	0.003887617	8.61067E-05	0	2.77644E-05
Statewide Totals	2029	LDT2	Aggregate	Aggregate	Gasoline	6745633.872	265424505.8	265424505.8	0	31410485.89	0	13.85046121	0	9.113252959	22.96371417	0.309687002	0	0.056477255
Statewide Totals	2029	LDT2	Aggregate	Aggregate	Diesel	24780.04044	994476.7646	994476.7646	0	116873.7312	0	0.039631046	0	0	0.039631046	0.004661877	0	0
Statewide Totals	2029	LDT2	Aggregate	Aggregate	Electricity	103169.2802	3495577.831	0	3495578	515940.1735	1349582	0	0	0	0	0	0	0
Statewide Totals	2029	LDT2	Aggregate	Aggregate	Plug-in Hybrid	96050.93477	4359300.25	1877627.481	2481673	397170.6153	749539.1	0.013739534	0	0.049652665	0.0633922	0.001672625	0	0.000551092
Statewide Totals	2029	LHDT1	Aggregate	Aggregate	Gasoline	502634.5397	18965743.04	18965743.04	0	7488505.717	0	2.454884902	0.018043668	4.581841043	7.054769613	0.026861223	0	0.00201487
Statewide Totals	2029	LHDT1	Aggregate	Aggregate	Diesel	367487.9987	13636000.13	13636000.13	0	4622536.724	0	18.81415241	0.715229608	0	19.52938201	0.432427171	0.010626925	0
Statewide Totals	2029	LHDT1	Aggregate	Aggregate	Electricity	33861.75012	2082554.057	0	2082554	473857.8549	1258533	0	0	0	0	0	0	0
Statewide Totals	2029	LHDT2	Aggregate	Aggregate	Gasoline	69930.83115	2522912.716	2522912.716	0	1041865.187	0	0.266376172	0.002489858	0.649174553	0.918040584	0.002972804	0	0.00019296
Statewide Totals	2029	LHDT2	Aggregate	Aggregate	Diesel	156496.4638	5880464.262	5880464.262	0	1968528.642	0	6.236056635	0.290720467	0	6.526777102	0.166709074	0.004606612	0
Statewide Totals	2029	LHDT2	Aggregate	Aggregate	Electricity	8679.13123	509360.7544	0	509360.8	115111.334	305147	0	0	0	0	0	0	0
Statewide Totals	2029	MCY	Aggregate	Aggregate	Gasoline	707626.5764	4092316.055	4092316.055	0	1415253.153	0	2.457299737	0	0.186345515	2.643645252	0.009009244	0	0.00493403
Statewide Totals	2029	MDV	Aggregate	Aggregate	Gasoline	4235386.361	157396042.1	157396042.1	0	19390458.24	0	11.40826495	0	6.945017979	18.35328293	0.185598551	0	0.036337824
Statewide Totals	2029	MDV	Aggregate	Aggregate	Diesel	62524.11176	2267646.667	2267646.667	0	285658.1329	0	0.133705497	0	0	0.133705497	0.011270144	0	0
Statewide Totals	2029	MDV	Aggregate	Aggregate	Electricity	105688.9232	3563579.956	0	3563580	527741.7196	1375836	0	0	0	0	0	0	0
Statewide Totals	2029	MDV	Aggregate	Aggregate	Plug-in Hybrid	60634.41042	2671027.793	1157867.533	1513160	250723.2871	457019.5	0.008458114	0	0.031343806	0.039801919	0.001132863	0	0.000384124
Statewide Totals	2029	MH	Aggregate	Aggregate	Gasoline	66636.52296	631082.1512	631082.1512	0	6666.317757	0	0.176564335	0	0.003421783	0.179986118	0.000826665	0	2.35445E-06
Statewide Totals	2029	MH	Aggregate	Aggregate	Diesel	35012.63627	321554.9745	321554.9745	0	3501.263627	0	1.322034979	0	0	1.322034979	0.031994942	0	0
Statewide Totals	2029	MHDT	Aggregate	Aggregate	Gasoline	43416.28855	2324785.851	2324785.851	0	868673.1014	0	0.573875403	0.003829512	0.349482484	0.927187398	0.002804786	0	0.000421979
Statewide Totals	2029	MHDT	Aggregate	Aggregate	Diesel	295954.6701	12259159.84	12259159.84	0	3549746.713	0	9.756871735	3.378093328	6.085064854	19.22002992	0.095387704	0.003444259	0
Statewide Totals	2029	MHDT	Aggregate	Aggregate	Electricity	18734.57999	1006224.977	0	1006225	239636.4948	1077689	0	0	0	0	0	0	0
Statewide Totals	2029	MHDT	Aggregate	Aggregate	Natural Gas	3923.09113	171777.7578	171777.7578	0	34558.32363	0	0.017000859	0.028414789	0	0.045415648	0.000217345	8.79678E-05	0
Statewide Totals	2029	OBUS	Aggregate	Aggregate	Gasoline	10952.62959	446590.3567	446590.3567	0	219140.2128	0	0.189877216	0.000721723	0.096460468	0.287059408	0.000484676	0	6.92718E-05
Statewide Totals	2029	OBUS	Aggregate	Aggregate	Diesel	11187.32249	740664.5337	740664.5337	0	133123.0124	0	1.211759655	0.131329845	0.220418516	1.563508016	0.023408664	0.000144125	0
Statewide Totals	2029	OBUS	Aggregate	Aggregate	Electricity	381.6136429	31178.07593	0	31178.08	7635.325767	33718.59	0	0	0	0	0	0	0
Statewide Totals	2029	OBUS	Aggregate	Aggregate	Natural Gas	864.2462578	47699.28803	47699.28803	0	7691.791695	0	0.006262502	0.001455762	0	0.007718264	5.43854E-05	3.92653E-06	0
Statewide Totals	2029	SBUS	Aggregate	Aggregate	Gasoline	6762.888953	357014.4854	357014.4854	0	27051.55581	0	0.18875075	0.006478948	0.02340766	0.218637358	0.00036646	0	1.60817E-05
Statewide Totals	2029	SBUS	Aggregate	Aggregate	Diesel	18299.44265	395483.3054	395483.3054	0	264975.9295	0	1.598596367	0.420414714	0.145740937	2.164752018	0.008818391	0.000343627	0
Statewide Totals	2029	SBUS	Aggregate	Aggregate	Electricity	991.2161859	30372.0923	0	30372.09	12404.83683	33218.32	0	0	0	0	0	0	0
Statewide Totals	2029	SBUS	Aggregate	Aggregate	Natural Gas	5046.887521	119061.2488	119061.2488	0	73078.9313	0	0.081000493	0.028817591	0	0.109818084	0.000517554	7.52446E-05	0
Statewide Totals	2029	UBUS	Aggregate	Aggregate	Gasoline	2820.770454	242499.2759	242499.2759	0	11283.08182	0	0.032084919	0	0.007861881	0.0399468	0.000345106	0	6.76366E-06
Statewide Totals	2029	UBUS	Aggregate	Aggregate	Diesel	3040.168571	295882.6843	295882.6843	0	12160.67429	0	0.117756092	0	0	0.117756092	0.002149848	0	0
Statewide Totals	2029	UBUS	Aggregate	Aggregate	Electricity	1797.605257	199181.6846	0	199181.7	7190.421027	383105.5	0	0	0	0	0	0	0
Statewide Totals	2029	UBUS	Aggregate	Aggregate	Natural Gas	7332.492005	844376.8279	844376.8279	0	29329.96802	0	0.261825978	0	0	0.261825978	0.000445857	0	0
Statewide Totals	2030	HHDT	Aggregate	Aggregate	Gasoline	65.91173305	6853.576406	6853.576406	0	1318.761955	0	0.024744048	0	0.00025394	0.024997987	8.68322E-06	0	7.60544E-07
Statewide Totals	2030	HHDT	Aggregate	Aggregate	Diesel	343222.9885	46195496.93	46195496.93	0	5609765.106	0	75.50231576	25.62883535	16.97621985	118.107371	1.358078311	0.011063152	0
Statewide Totals	2030	HHDT	Aggregate	Aggregate	Electricity	16761.12317	2006822.496	0	2006822	238383.1618	3656458	0	0	0	0	0	0	0
Statewide Totals	2030	HHDT	Aggregate	Aggregate	Natural Gas	21451.32906	1326552.027	1326552.027	0	153757.8526	0	0.899335011	0.206093642	0	1.105428653	0.002434557	0.00049896	0
Statewide Totals	2030	LDA	Aggregate	Aggregate	Gasoline	12575247.61	492664868.9	492664868.9	0	58223662.58	0	15.19966392	0	13.10023605	28.29989998	0.524523689	0	0.09942224
Statewide Totals	2030	LDA	Aggregate	Aggregate	Diesel	24084.43217	732019.638	732019.638	0	103149.9321	0	0.081119585	0	0	0.081119585	0.005880278	0	0
Statewide Totals	2030	LDA	Aggregate	Aggregate	Electricity	1164061.096	52461375.57	0	52461376	5658628.221	20254421	0	0	0	0	0	0	0
Statewide Totals	2030	LDA	Aggregate	Aggregate	Plug-in Hybrid	490724.9583	21318733.91	9499151.853	11819582	2029147.703	3569866	0.069392294	0	0.253793832	0.323186126	0.009944982	0	0.003353738
Statewide Totals	2030	LDT1	Aggregate	Aggregate	Gasoline	1152397.047	39443600.95	39443600.95	0	5028509.505	0	3.990658234	0	1.77018783	5.760846064	0.062171527	0	0.012023754
Statewide Totals	2030	LDT1	Aggregate	Aggregate	Diesel	24.68469089	511.1963881	511.1963881	0	80.22072783	0	0.000383422	0	0	0.000383422	5.72569E-05	0	0
Statewide Totals	2030	LDT1	Aggregate	Aggregate	Electricity	9083.711075	429317.9483	0	429317.9	44803.08502	165752.2	0	0	0	0	0	0	0
Statewide Totals	2030	LDT1	Aggregate	Aggregate	Plug-in Hybrid	7050.691645	335357.9818	138646.0762	196711.9	29154.60995	59412.86	0.001015193	0	0.003641716	0.004656909	9.55667E-05	0	3.14334E-05

Region	Calendar Year	Vehicle Category	Model Year	Speed	Fuel	Population	Total VMT	CVMT	EVMT	Trips	Energy Consumption	NOx_RUNEX	NOx_IDLEX	NOx_STREX	NOx_TOTEX	PM2.5_RUNEX	PM2.5_IDLEX	PM2.5_STREX
Statewide Totals	2030	LDT2	Aggregate	Aggregate	Gasoline	6843054.714	268210579.7	268210579.7	0	31829791.61	0	13.04310596	0	8.928941335	21.97204729	0.295104908	0	0.054456319
Statewide Totals	2030	LDT2	Aggregate	Aggregate	Diesel	25220.65433	1006193.467	1006193.467	0	118695.5247	0	0.038766099	0	0	0.038766099	0.004662204	0	0
Statewide Totals	2030	LDT2	Aggregate	Aggregate	Electricity	119982.6031	4012421.603	0	4012422	597712.9404	1549126	0	0	0	0	0	0	0
Statewide Totals	2030	LDT2	Aggregate	Aggregate	Plug-in Hybrid	106489.2142	4766713.476	2035727.24	2730986	440332.9009	824839.2	0.014893919	0	0.055052024	0.069945942	0.001703927	0	0.000577444
Statewide Totals	2030	LHDT1	Aggregate	Aggregate	Gasoline	494523.9123	18579164.67	18579164.67	0	7367669.453	0	2.118352715	0.017345878	4.385871599	6.521570193	0.025768234	0	0.00183279
Statewide Totals	2030	LHDT1	Aggregate	Aggregate	Diesel	361601.3654	13321740.12	13321740.12	0	4548490.282	0	16.7740294	0.679128187	0	17.45315759	0.399320979	0.010423054	0
Statewide Totals	2030	LHDT1	Aggregate	Aggregate	Electricity	46756.35114	2806052.741	0	2806053	654341.1881	1696273	0	0	0	0	0	0	0
Statewide Totals	2030	LHDT2	Aggregate	Aggregate	Gasoline	68456.6737	2454718.171	2454718.171	0	1019902.438	0	0.232307016	0.002377167	0.618561103	0.853245285	0.002862406	0	0.000176041
Statewide Totals	2030	LHDT2	Aggregate	Aggregate	Diesel	156171.2771	5799017.371	5799017.371	0	1964438.202	0	5.762772852	0.280715503	0	6.043488354	0.158931826	0.004594745	0
Statewide Totals	2030	LHDT2	Aggregate	Aggregate	Electricity	11985.53484	686911.2688	0	686911.3	158945.2765	411562.3	0	0	0	0	0	0	0
Statewide Totals	2030	MCY	Aggregate	Aggregate	Gasoline	709779.2989	4090022.284	4090022.284	0	1419558.598	0	2.415125512	0	0.17912946	2.594254972	0.009039676	0	0.004889478
Statewide Totals	2030	MDV	Aggregate	Aggregate	Gasoline	4248539.778	157637225.9	157637225.9	0	19446035.78	0	10.41758138	0	6.628544854	17.04612624	0.175844449	0	0.034757091
Statewide Totals	2030	MDV	Aggregate	Aggregate	Diesel	61500.62674	2209689.375	2209689.375	0	280163.8111	0	0.115170974	0	0	0.115170974	0.009880188	0	0
Statewide Totals	2030	MDV	Aggregate	Aggregate	Electricity	120321.8685	3998042.094	0	3998042	598206.5093	1543574	0	0	0	0	0	0	0
Statewide Totals	2030	MDV	Aggregate	Aggregate	Plug-in Hybrid	66886.5195	2911270.131	1249447.602	1661823	276575.7581	501919.9	0.009126759	0	0.034577534	0.043704294	0.001136025	0	0.000396327
Statewide Totals	2030	MH	Aggregate	Aggregate	Gasoline	63938.3747	611241.4189	611241.4189	0	6396.395005	0	0.15216236	0	0.003345605	0.155507965	0.000777925	0	2.19436E-06
Statewide Totals	2030	MH	Aggregate	Aggregate	Diesel	34816.19507	318540.9956	318540.9956	0	3481.619507	0	1.270114995	0	0	1.270114995	0.030155019	0	0
Statewide Totals	2030	MHDT	Aggregate	Aggregate	Gasoline	42084.29552	2234914.9	2234914.9	0	842022.5847	0	0.487876492	0.003638694	0.328760075	0.820275261	0.002711455	0	0.000404964
Statewide Totals	2030	MHDT	Aggregate	Aggregate	Diesel	295033.9023	12086146.95	12086146.95	0	3540144.49	0	8.891736293	3.235396627	5.948512141	18.07564506	0.085970608	0.002877908	0
Statewide Totals	2030	MHDT	Aggregate	Aggregate	Electricity	26847.55421	1437338.083	0	1437338	343395.1872	1538794	0	0	0	0	0	0	0
Statewide Totals	2030	MHDT	Aggregate	Aggregate	Natural Gas	4028.870573	173095.5444	173095.5444	0	35568.04868	0	0.016625716	0.029111467	0	0.045737183	0.000221734	9.1226E-05	0
Statewide Totals	2030	OBUS	Aggregate	Aggregate	Gasoline	10523.58177	418671.522	418671.522	0	210555.8241	0	0.166924087	0.000682915	0.091522278	0.25912928	0.000461428	0	6.64361E-05
Statewide Totals	2030	OBUS	Aggregate	Aggregate	Diesel	11334.98689	744140.2784	744140.2784	0	134911.8344	0	1.188132433	0.128572068	0.216808408	1.53351291	0.022507102	0.000136096	0
Statewide Totals	2030	OBUS	Aggregate	Aggregate	Electricity	537.1611211	43467.50107	0	43467.5	10747.51971	47011.73	0	0	0	0	0	0	0
Statewide Totals	2030	OBUS	Aggregate	Aggregate	Natural Gas	880.2708985	48107.03378	48107.03378	0	7834.410996	0	0.006082697	0.001479827	0	0.007562524	5.60068E-05	4.06916E-06	0
Statewide Totals	2030	SBUS	Aggregate	Aggregate	Gasoline	6765.951314	356420.5962	356420.5962	0	27063.80526	0	0.176103209	0.006419559	0.023923257	0.206446025	0.000364132	0	1.61003E-05
Statewide Totals	2030	SBUS	Aggregate	Aggregate	Diesel	17890.5539	385614.7266	385614.7266	0	259055.2204	0	1.418583513	0.389652718	0.14715727	1.955393501	0.007978214	0.000301021	0
Statewide Totals	2030	SBUS	Aggregate	Aggregate	Electricity	1404.810356	43250.16124	0	43250.16	17599.59659	47293.34	0	0	0	0	0	0	0
Statewide Totals	2030	SBUS	Aggregate	Aggregate	Natural Gas	5149.804832	119886.2275	119886.2275	0	74569.17397	0	0.079692449	0.029376353	0	0.109068802	0.000521161	7.74681E-05	0
Statewide Totals	2030	UBUS	Aggregate	Aggregate	Gasoline	2778.166863	236786.139	236786.139	0	11112.66745	0	0.031415693	0	0.007774013	0.039189707	0.000336309	0	6.55448E-06
Statewide Totals	2030	UBUS	Aggregate	Aggregate	Diesel	2683.330658	257542.1705	257542.1705	0	10733.32263	0	0.100301938	0	0	0.100301938	0.001861136	0	0
Statewide Totals	2030	UBUS	Aggregate	Aggregate	Electricity	2891.441517	324715.6013	0	324715.6	11565.76607	624445	0	0	0	0	0	0	0
Statewide Totals	2030	UBUS	Aggregate	Aggregate	Natural Gas	6742.175282	773872.01	773872.01	0	26968.70113	0	0.202485352	0	0	0.202485352	0.000446194	0	0
Statewide Totals	2031	HHDT	Aggregate	Aggregate	Gasoline	60.56273669	6606.389175	6606.389175	0	1211.739236	0	0.022283412	0	0.000146304	0.022429717	8.19493E-06	0	6.05869E-07
Statewide Totals	2031	HHDT	Aggregate	Aggregate	Diesel	347000.5429	46971559.95	46971559.95	0	5685306.391	0	75.22872252	25.72903079	17.0895506	118.0473039	1.37708444	0.010942683	0
Statewide Totals	2031	HHDT	Aggregate	Aggregate	Electricity	21928.67063	2619903.228	0	2619903	310103.2159	4773371	0	0	0	0	0	0	0
Statewide Totals	2031	HHDT	Aggregate	Aggregate	Natural Gas	21663.67375	1335273.22	1335273.22	0	155662.512	0	0.837002456	0.204987619	0	1.041990075	0.002402005	0.000516383	0
Statewide Totals	2031	LDA	Aggregate	Aggregate	Gasoline	12540563.04	491434775.7	491434775.7	0	58071999.05	0	14.48808483	0	12.72457158	27.21265641	0.492148359	0	0.094068544
Statewide Totals	2031	LDA	Aggregate	Aggregate	Diesel	21834.04499	656416.7712	656416.7712	0	93181.96869	0	0.066071971	0	0	0.066071971	0.004812816	0	0
Statewide Totals	2031	LDA	Aggregate	Aggregate	Electricity	1231582.535	54905700.82	0	54905701	5966286.855	21198132	0	0	0	0	0	0	0
Statewide Totals	2031	LDA	Aggregate	Aggregate	Plug-in Hybrid	506041.5215	21740464.9	9575181.004	12165284	2092481.692	3674278	0.069999536	0	0.261737335	0.33173687	0.009436486	0	0.003282013
Statewide Totals	2031	LDT1	Aggregate	Aggregate	Gasoline	1130193.347	38797045.6	38797045.6	0	4940595.543	0	3.430145781	0	1.636811597	5.066957379	0.05625605	0	0.011007209
Statewide Totals	2031	LDT1	Aggregate	Aggregate	Diesel	11.86851298	357.8140292	357.8140292	0	46.45637099	0	0.00013579	0	0	0.00013579	1.74454E-05	0	0
Statewide Totals	2031	LDT1	Aggregate	Aggregate	Electricity	10593.34362	499091.9128	0	499091.9	52235.62351	192690.7	0	0	0	0	0	0	0
Statewide Totals	2031	LDT1	Aggregate	Aggregate	Plug-in Hybrid	8228.023042	386393.2044	159235.9065	227157.3	34022.87528	68608.27	0.001166794	0	0.004250062	0.005416855	0.000104587	0	3.50391E-05
Statewide Totals	2031	LDT2	Aggregate	Aggregate	Gasoline	6932398.074	270681334.8	270681334.8	0	32212704.77	0	12.31168102	0	8.772121375	21.0838024	0.280793644	0	0.052343224
Statewide Totals	2031	LDT2	Aggregate	Aggregate	Diesel	25614.23115	1016511.328	1016511.328	0	120314.7235	0	0.038167626	0	0	0.038167626	0.004680568	0	0
Statewide Totals	2031	LDT2	Aggregate	Aggregate	Electricity	136571.5482	4504055.303	0	4504055	677563.0873	1738937	0	0	0	0	0	0	0
Statewide Totals	2031	LDT2	Aggregate	Aggregate	Plug-in Hybrid	116581.1265	5147380.78	2182653.425	2964727	482062.9581	895436	0.015981376	0	0.060272989	0.076254365	0.001730193	0	0.000601547
Statewide Totals	2031	LHDT1	Aggregate	Aggregate	Gasoline	485738.5318	18143149.47	18143149.47	0	7236780.374	0	1.799811584	0.016665139	4.200285886	6.016762609	0.02465034	0	0.001658662
Statewide Totals	2031	LHDT1	Aggregate	Aggregate	Diesel	355123.508	12977919.25	12977919.25	0	4467006.986	0	14.93832623	0.643911763	0	15.58223799	0.368504579	0.010203921	0
Statewide Totals	2031	LHDT1	Aggregate	Aggregate	Electricity	61871.89259	3627645.465	0	3627645	865910.9936	2193564	0	0	0	0	0	0	0
Statewide Totals	2031	LHDT2	Aggregate	Aggregate	Gasoline	66841.45824	2381122.903	2381122.903	0	995838.134	0	0.200943265	0.002264077	0.588417153	0.791624494	0.002748847	0	0.000159433
Statewide Totals	2031	LHDT2	Aggregate	Aggregate	Diesel	155345.0731	5698025.306	5698025.306	0	1954045.595	0	5.332089772	0.270542815	0	5.602632587	0.151425612	0.00455018	0
Statewide Totals	2031	LHDT2	Aggregate	Aggregate	Electricity	15860.3303	888740.4637	0	888740.5	210301.6562	532548.4	0	0	0	0	0	0	0
Statewide Totals	2031	MCY	Aggregate	Aggregate	Gasoline	711562.6749	4088067.239	4088067.239	0	1423125.35	0	2.37703936	0	0.171972567	2.549011927	0.00906159	0	0.004819795
Statewide Totals	2031	MDV	Aggregate	Aggregate	Gasoline	4263604.366	157916618.5	157916618.5	0	19509442.1	0	9.585274347	0	6.366324517	15.95159886	0.166761442	0	0.033232722
Statewide Totals	2031	MDV	Aggregate	Aggregate	Diesel	60486.97922	2155583.384	2155583.384	0	274814.5394	0	0.099255477	0	0	0.099255477	0.008652577	0	0
Statewide Totals	2031	MDV	Aggregate	Aggregate	Electricity	134662.6503	4408375.243	0	4408375	666549.4853	1701997	0	0	0	0	0	0	0
Statewide Totals	2031	MDV	Aggregate	Aggregate	Plug-in Hybrid	72991.05036	3138004.774	1335845.949	1802159	301817.9933	544305.7	0.009766263	0	0.037735402	0.047501665	0.001139274	0	0.000407903
Statewide Totals	2031	MH	Aggregate	Aggregate	Gasoline	61504.4364	593464.2782	593464.2782	0	6152.903817	0	0.135483742	0	0.003253918	0.138737661	0.00074308	0	2.0721E-06
Statewide Totals	2031	MH	Aggregate	Aggregate	Diesel	34607.72274	315632.5295	315632.5295	0	3460.772274	0	1.219852246	0	0	1.219852246	0.028354332	0	0
Statewide Totals	2031	MHDT	Aggregate	Aggregate	Gasoline	40729.54478	2142428.607	2142428.607	0	814916.732	0	0.417717926	0.003454199	0.311531689	0.732703815	0.002616184	0	0.000389761
Statewide Totals	2031	MHDT	Aggregate	Aggregate	Diesel	293727.152	11930553.81	11930553.81	0	3526137.311	0	8.132142483	3.099414854	5.805614317	17.03717165	0.078202799	0.002419611	0
Statewide Totals	2031	MHDT	Aggregate	Aggregate	Electricity	36968.54996	1961509.242	0	1961509	472665.3552	2098497	0	0	0	0	0	0	0
Statewide Totals	2031	MHDT	Aggregate	Aggregate	Natural Gas	4121.583895	174020.1267	174020.1267	0	36499.21339	0	0.016224465	0.029697903	0	0.045922368	0.000225493	9.41844E-05	0
Statewide Totals	2031	OBUS	Aggregate	Aggregate	Gasoline	10126.05898	392498.0015	392498.0015	0	202602.188	0	0.147796634	0.000647911	0.087649736	0.236094281	0.00043943	0	6.40244E-05
Statewide Totals	2031	OBUS	Aggregate	Aggregate	Diesel	11440.1163	747577.6993	747577.6993	0	136137.6071	0	1.159371216	0.125389024	0.212491047	1.497251287	0.021695247	0.000129257	0
Statewide Totals	2031	OBUS	Aggregate	Aggregate	Electricity	707.9352068	56602.17826	0	56602.18	14164.36762	61220.23	0	0	0	0	0	0	0
Statewide Totals	2031	OBUS	Aggregate	Aggregate	Natural Gas	894.8858741	48478.72754	48478.72754	0	7964.48428	0	0.005951575	0.001501828	0	0.007453404	5.73406E-05	4.19798E-06	0

Region	Calendar Year	Vehicle Category	Model Year	Speed	Fuel	Population	Total VMT	CVMT	EVMT	Trips	Energy Consumption	NOx_RUNEX	NOx_IDLEX	NOx_STREX	NOx_TOTEX	PM2.5_RUNEX	PM2.5_IDLEX	PM2.5_STREX
Statewide Totals	2031	SBUS	Aggregate	Aggregate	Gasoline	6741.307237	354299.6402	354299.6402	0	26965.22895	0	0.161070196	0.00633899	0.024238607	0.191647793	0.00036177	0	1.60387E-05
Statewide Totals	2031	SBUS	Aggregate	Aggregate	Diesel	17439.98847	374804.1378	374804.1378	0	252531.0331	0	1.238433387	0.357906155	0.148445332	1.744784874	0.007125534	0.000260307	0
Statewide Totals	2031	SBUS	Aggregate	Aggregate	Electricity	1878.904235	57865.95804	0	57865.96	23590.17125	63267.44	0	0	0	0	0	0	0
Statewide Totals	2031	SBUS	Aggregate	Aggregate	Natural Gas	5238.890229	120294.1705	120294.1705	0	75859.13051	0	0.078144223	0.02985653	0	0.108000753	0.000522943	7.94761E-05	0
Statewide Totals	2031	UBUS	Aggregate	Aggregate	Gasoline	2634.319223	228524.3214	228524.3214	0	10537.27689	0	0.029719504	0	0.007058044	0.036777549	0.000322966	0	5.84745E-06
Statewide Totals	2031	UBUS	Aggregate	Aggregate	Diesel	2393.266649	223661.6241	223661.6241	0	9573.066598	0	0.085359356	0	0	0.085359356	0.001569424	0	0
Statewide Totals	2031	UBUS	Aggregate	Aggregate	Electricity	4240.530593	502439.4354	0	502439.4	16962.12237	972982.5	0	0	0	0	0	0	0
Statewide Totals	2031	UBUS	Aggregate	Aggregate	Natural Gas	5931.018193	649261.4641	649261.4641	0	23724.07277	0	0.087852824	0	0	0.087852824	0.000413047	0	0
Statewide Totals	2032	HHDT	Aggregate	Aggregate	Gasoline	55.9814242	6360.930197	6360.930197	0	1120.076335	0	0.020078261	0	0.000142034	0.020220295	7.82757E-06	0	5.42331E-07
Statewide Totals	2032	HHDT	Aggregate	Aggregate	Diesel	350357.2806	47743653.07	47743653.07	0	5756979.657	0	75.0292567	25.85224101	17.19819823	118.0796959	1.394682547	0.010904652	0
Statewide Totals	2032	HHDT	Aggregate	Aggregate	Electricity	27534.5735	3291709.671	0	3291710	387113.34	5996701	0	0	0	0	0	0	0
Statewide Totals	2032	HHDT	Aggregate	Aggregate	Natural Gas	21783.67569	1339797.769	1339797.769	0	156902.0863	0	0.778872541	0.203096618	0	0.981969159	0.002375844	0.000532083	0
Statewide Totals	2032	LDA	Aggregate	Aggregate	Gasoline	12513070.96	490567212.3	490567212.3	0	57960125.66	0	13.88317752	0	12.39187391	26.27505144	0.461779926	0	0.088780301
Statewide Totals	2032	LDA	Aggregate	Aggregate	Diesel	19400.61399	587561.6492	587561.6492	0	83142.75229	0	0.051479072	0	0	0.051479072	0.003499478	0	0
Statewide Totals	2032	LDA	Aggregate	Aggregate	Electricity	1294473.632	57108549.27	0	57108549	6250316.108	22048613	0	0	0	0	0	0	0
Statewide Totals	2032	LDA	Aggregate	Aggregate	Plug-in Hybrid	519689.0495	22099228.16	9630240.757	12468987	2148914.22	3766006	0.070439516	0	0.268816548	0.339256063	0.008939648	0	0.003200302
Statewide Totals	2032	LDT1	Aggregate	Aggregate	Gasoline	1110384.98	38222875.08	38222875.08	0	4862360.696	0	2.960379858	0	1.521736425	4.482116284	0.051092537	0	0.010104527
Statewide Totals	2032	LDT1	Aggregate	Aggregate	Diesel	8.363497822	316.3781991	316.3781991	0	37.76414998	0	5.17464E-05	0	0	5.17464E-05	4.61113E-06	0	0
Statewide Totals	2032	LDT1	Aggregate	Aggregate	Electricity	12077.04185	565138.4354	0	565138.4	59463.39896	218190.1	0	0	0	0	0	0	0
Statewide Totals	2032	LDT1	Aggregate	Aggregate	Plug-in Hybrid	9382.132944	434591.9295	178676.2339	255915.7	38795.11973	77294.17	0.001309813	0	0.004846501	0.006156313	0.000113008	0	3.85358E-05
Statewide Totals	2032	LDT2	Aggregate	Aggregate	Gasoline	7015202.506	272901844.5	272901844.5	0	32565469.68	0	11.66839291	0	8.641374363	20.30976728	0.266912897	0	0.050196077
Statewide Totals	2032	LDT2	Aggregate	Aggregate	Diesel	25949.94982	1025232.606	1025232.606	0	121699.8215	0	0.03758261	0	0	0.03758261	0.004681823	0	0
Statewide Totals	2032	LDT2	Aggregate	Aggregate	Electricity	152701.1374	4963882.116	0	4963882	754357.3883	1916468	0	0	0	0	0	0	0
Statewide Totals	2032	LDT2	Aggregate	Aggregate	Plug-in Hybrid	126250.8179	5499468.081	2317919.781	3181548	522047.1321	960922.4	0.016979426	0	0.065276308	0.082255735	0.001750546	0	0.000623289
Statewide Totals	2032	LHDT1	Aggregate	Aggregate	Gasoline	476761.828	17668331.72	17668331.72	0	7103040.863	0	1.537865247	0.01602203	4.025583013	5.579470291	0.023629905	0	0.001517745
Statewide Totals	2032	LHDT1	Aggregate	Aggregate	Diesel	348448.2101	12612971.34	12612971.34	0	4383040.136	0	13.29408328	0.610790326	0	13.9048736	0.34265417	0.010012401	0
Statewide Totals	2032	LHDT1	Aggregate	Aggregate	Electricity	79171.97233	4540717.871	0	4540718	1108043.913	2746448	0	0	0	0	0	0	0
Statewide Totals	2032	LHDT2	Aggregate	Aggregate	Gasoline	65104.57291	2302564.976	2302564.976	0	969961.1305	0	0.173531727	0.002151458	0.557871851	0.733555035	0.00263857	0	0.00014475
Statewide Totals	2032	LHDT2	Aggregate	Aggregate	Diesel	154061.5472	5578491.804	5578491.804	0	1937900.454	0	4.926658354	0.260327206	0	5.186985561	0.144445959	0.004505387	0
Statewide Totals	2032	LHDT2	Aggregate	Aggregate	Electricity	20297.79305	1113413.067	0	1113413	269099.2934	667256.1	0	0	0	0	0	0	0
Statewide Totals	2032	MCY	Aggregate	Aggregate	Gasoline	714182.7345	4087750.141	4087750.141	0	1428365.469	0	2.344409906	0	0.165892351	2.510302257	0.009096726	0	0.00478204
Statewide Totals	2032	MDV	Aggregate	Aggregate	Gasoline	4280150.882	158225210.8	158225210.8	0	19578508.17	0	8.889887504	0	6.150439849	15.04032735	0.158245564	0	0.031761609
Statewide Totals	2032	MDV	Aggregate	Aggregate	Diesel	59459.29748	2103429.035	2103429.035	0	269393.2024	0	0.087553412	0	0	0.087553412	0.00779772	0	0
Statewide Totals	2032	MDV	Aggregate	Aggregate	Electricity	148523.7074	4789759.004	0	4789759	731886.716	1849242	0	0	0	0	0	0	0
Statewide Totals	2032	MDV	Aggregate	Aggregate	Plug-in Hybrid	78821.47924	3347219.82	1415210.88	1932009	325926.8167	583524.3	0.01035245	0	0.04075191	0.051104361	0.001139405	0	0.00041784
Statewide Totals	2032	MH	Aggregate	Aggregate	Gasoline	59280.35481	577501.9315	577501.9315	0	5930.406695	0	0.120783334	0	0.003166034	0.123949368	0.000717859	0	1.99713E-06
Statewide Totals	2032	MH	Aggregate	Aggregate	Diesel	34415.07214	313036.4651	313036.4651	0	3441.507214	0	1.172328866	0	0	1.172328866	0.026627275	0	0
Statewide Totals	2032	MHDT	Aggregate	Aggregate	Gasoline	39349.17254	2049085.4	2049085.4	0	787298.2443	0	0.363155488	0.003274344	0.296562648	0.662992479	0.002516814	0	0.000374186
Statewide Totals	2032	MHDT	Aggregate	Aggregate	Diesel	291109.3493	11750779.41	11750779.41	0	3496042.836	0	7.466661423	2.96489996	5.646759803	16.07832119	0.07159987	0.00207815	0
Statewide Totals	2032	MHDT	Aggregate	Aggregate	Electricity	47843.53367	2522016.723	0	2522017	611809.6488	2696879	0	0	0	0	0	0	0
Statewide Totals	2032	MHDT	Aggregate	Aggregate	Natural Gas	4179.867589	173803.6201	173803.6201	0	37086.8478	0	0.015743063	0.030050731	0	0.045793794	0.00022764	9.64268E-05	0
Statewide Totals	2032	OBUS	Aggregate	Aggregate	Gasoline	9730.305778	367608.3028	367608.3028	0	194683.958	0	0.128983062	0.000614367	0.083874251	0.21347168	0.000417763	0	6.16902E-05
Statewide Totals	2032	OBUS	Aggregate	Aggregate	Diesel	11516.04405	750967.4852	750967.4852	0	136943.6889	0	1.12265942	0.121699148	0.207419521	1.451778089	0.020825622	0.000123634	0
Statewide Totals	2032	OBUS	Aggregate	Aggregate	Electricity	889.4258831	70179.93448	0	70179.93	17795.63307	75909.14	0	0	0	0	0	0	0
Statewide Totals	2032	OBUS	Aggregate	Aggregate	Natural Gas	907.7988203	48856.89616	48856.89616	0	8079.4095	0	0.005844191	0.001520942	0	0.007365133	5.85993E-05	4.31955E-06	0
Statewide Totals	2032	SBUS	Aggregate	Aggregate	Gasoline	6689.255885	350722.8867	350722.8867	0	26757.02354	0	0.139969641	0.006235837	0.024456819	0.170662297	0.000357417	0	1.58877E-05
Statewide Totals	2032	SBUS	Aggregate	Aggregate	Diesel	16968.40544	363433.0661	363433.0661	0	245702.5107	0	1.065637711	0.326182043	0.149494858	1.541314612	0.006287097	0.000222417	0
Statewide Totals	2032	SBUS	Aggregate	Aggregate	Electricity	2398.551199	73813.0264	0	73813.03	30164.05291	80700.14	0	0	0	0	0	0	0
Statewide Totals	2032	SBUS	Aggregate	Aggregate	Natural Gas	5313.419974	120289.8621	120289.8621	0	76938.32122	0	0.076327019	0.030253345	0	0.106580364	0.000522925	8.1273E-05	0
Statewide Totals	2032	UBUS	Aggregate	Aggregate	Gasoline	2605.541361	226840.1564	226840.1564	0	10422.16544	0	0.030852489	0	0.007065837	0.037918327	0.000320018	0	5.67496E-06
Statewide Totals	2032	UBUS	Aggregate	Aggregate	Diesel	2027.509992	184017.1067	184017.1067	0	8110.039969	0	0.069539593	0	0	0.069539593	0.001289086	0	0
Statewide Totals	2032	UBUS	Aggregate	Aggregate	Electricity	4956.480476	579038.6821	0	579038.7	19825.9219	1110491	0	0	0	0	0	0	0
Statewide Totals	2032	UBUS	Aggregate	Aggregate	Natural Gas	5713.476467	624948.4178	624948.4178	0	22853.90587	0	0.072342726	0	0	0.072342726	0.000421774	0	0
Statewide Totals	2033	HHDT	Aggregate	Aggregate	Gasoline	52.83436657	6139.812658	6139.812658	0	1057.110006	0	0.018727675	0	9.16646E-05	0.018819339	7.55832E-06	0	5.06277E-07
Statewide Totals	2033	HHDT	Aggregate	Aggregate	Diesel	353488.4956	48559935.73	48559935.73	0	5828242.389	0	74.92310423	26.00085485	17.31581417	118.2397733	1.415032963	0.010883351	0
Statewide Totals	2033	HHDT	Aggregate	Aggregate	Electricity	33416.03334	3969000.049	0	3969000	466080.0768	7231420	0	0	0	0	0	0	0
Statewide Totals	2033	HHDT	Aggregate	Aggregate	Natural Gas	21814.13909	1340502.418	1340502.418	0	157576.5326	0	0.726975506	0.200751365	0	0.927726871	0.002351279	0.000546058	0
Statewide Totals	2033	LDA	Aggregate	Aggregate	Gasoline	12494333.22	490044152.4	490044152.4	0	57890194.11	0	13.37925312	0	12.10265387	25.48190699	0.433888352	0	0.083734615
Statewide Totals	2033	LDA	Aggregate	Aggregate	Diesel	17624.42392	529930.3195	529930.3195	0	75265.6856	0	0.043066604	0	0	0.043066604	0.002938934	0	0
Statewide Totals	2033	LDA	Aggregate	Aggregate	Electricity	1352655.838	59079946.29	0	59079946	6510777.143	22809735	0	0	0	0	0	0	0
Statewide Totals	2033	LDA	Aggregate	Aggregate	Plug-in Hybrid	531720.1557	22401137.64	9667490.727	12733647	2198662.844	3845941	0.070777032	0	0.275058621	0.345835653	0.008466118	0	0.003110677
Statewide Totals	2033	LDT1	Aggregate	Aggregate	Gasoline	1093114.139	37726555.22	37726555.22	0	4794437.6	0	2.576798624	0	1.423905552	4.000704176	0.046623014	0	0.009300072
Statewide Totals	2033	LDT1	Aggregate	Aggregate	Diesel	8.644748907	327.8772313	327.8772313	0	39.15701094	0	4.70262E-05	0	0	4.70262E-05	4.27836E-06	0	0
Statewide Totals	2033	LDT1	Aggregate	Aggregate	Electricity	13532.95545	627510.1293	0	627510.1	66479.13281	242270.7	0	0	0	0	0	0	0
Statewide Totals	2033	LDT1	Aggregate	Aggregate	Plug-in Hybrid	10509.25238	479961.3845	196968.0641	282993.3	43455.75859	85472.42	0.001444957	0	0.005429066	0.006874024	0.000120921	0	4.19232E-05
Statewide Totals	2033	LDT2	Aggregate	Aggregate	Gasoline	7089140.609	274843228.8	274843228.8	0	32880363.78	0	11.07403625	0	8.525520719	19.59955696	0.253370717	0	0.047975389
Statewide Totals	2033	LDT2	Aggregate	Aggregate	Diesel	26250.86196	1033032.899	1033032.899	0	122939.9969	0	0.037214464	0	0	0.037214464	0.004702999	0	0
Statewide Totals	2033	LDT2	Aggregate	Aggregate	Electricity	168288.6057	5391603.061	0	5391603	827777.106	2081604	0	0	0	0	0	0	0
Statewide Totals	2033	LDT2	Aggregate	Aggregate	Plug-in Hybrid	135411.6841	5821909.512	2441025.397	3380884	559927.3137	1021128	0.017893673	0	0.070016995	0.087910668	0.001764942	0	0.000642075
Statewide Totals	2033	LHDT1	Aggregate	Aggregate	Gasoline	466482.4104	17139587.59	17139587.59	0	6949892.857	0	1.387901118	0.015369855	3.827444243	5.230715216	0.022509115	0	0.001361528

Region	Calendar Year	Vehicle Category	Model Year	Speed	Fuel	Population	Total VMT	CVMT	EVMT	Trips	Energy Consumption	NOx_RUNEX	NOx_IDLEX	NOx_STREX	NOx_TOTEX	PM2.5_RUNEX	PM2.5_IDLEX	PM2.5_STREX
Statewide Totals	2033	LHDT1	Aggregate	Aggregate	Diesel	340889.532	12215381.62	12215381.62	0	4287961.473	0	11.77566301	0.577856185	0	12.35351919	0.318969031	0.009799542	0
Statewide Totals	2033	LHDT1	Aggregate	Aggregate	Electricity	98631.90756	5539948.044	0	5539948	1380391.352	3352455	0	0	0	0	0	0	0
Statewide Totals	2033	LHDT2	Aggregate	Aggregate	Gasoline	63310.07888	2220750.952	2220750.952	0	943225.8433	0	0.153089078	0.002042205	0.527607696	0.682738979	0.002537432	0	0.000133077
Statewide Totals	2033	LHDT2	Aggregate	Aggregate	Diesel	152384.5709	5443006.309	5443006.309	0	1916806.202	0	4.559425963	0.250210317	0	4.80963628	0.13812487	0.004447842	0
Statewide Totals	2033	LHDT2	Aggregate	Aggregate	Electricity	25288.32239	1359523.936	0	1359524	335209.9865	815022.5	0	0	0	0	0	0	0
Statewide Totals	2033	MCY	Aggregate	Aggregate	Gasoline	717651.8412	4089315.763	4089315.763	0	1435303.682	0	2.317566706	0	0.161128124	2.478694831	0.009189852	0	0.004860818
Statewide Totals	2033	MDV	Aggregate	Aggregate	Gasoline	4297289.032	158554129.9	158554129.9	0	19650262.93	0	8.2924996	0	5.971700874	14.26420047	0.150216312	0	0.030309841
Statewide Totals	2033	MDV	Aggregate	Aggregate	Diesel	58416.96624	2054939.955	2054939.955	0	264066.9781	0	0.077894601	0	0	0.077894601	0.00703466	0	0
Statewide Totals	2033	MDV	Aggregate	Aggregate	Electricity	161847.737	5142228.696	0	5142229	794004.67	1985325	0	0	0	0	0	0	0
Statewide Totals	2033	MDV	Aggregate	Aggregate	Plug-in Hybrid	84408.01857	3540949.941	1488544.675	2052405	349027.1568	619887.6	0.010898255	0	0.043642595	0.05454085	0.001138666	0	0.00042666
Statewide Totals	2033	MH	Aggregate	Aggregate	Gasoline	57366.8143	564080.3739	564080.3739	0	5738.976102	0	0.108126682	0	0.00308553	0.111212213	0.000697223	0	1.93715E-06
Statewide Totals	2033	MH	Aggregate	Aggregate	Diesel	34190.61645	310445.4789	310445.4789	0	3419.061645	0	1.125174781	0	0	1.125174781	0.024943572	0	0
Statewide Totals	2033	MHDT	Aggregate	Aggregate	Gasoline	37931.28352	1954515.061	1954515.061	0	758929.1207	0	0.316711273	0.003096735	0.282277106	0.602085114	0.002410975	0	0.000359011
Statewide Totals	2033	MHDT	Aggregate	Aggregate	Diesel	287220.5613	11547153.33	11547153.33	0	3450479.077	0	6.867018604	2.83031007	5.470849593	15.16817827	0.06607039	0.00179548	0
Statewide Totals	2033	MHDT	Aggregate	Aggregate	Electricity	59647.66556	3117639.293	0	3117639	762916.6533	3333367	0	0	0	0	0	0	0
Statewide Totals	2033	MHDT	Aggregate	Aggregate	Natural Gas	4217.681611	172943.0212	172943.0212	0	37500.68033	0	0.015227866	0.030254116	0	0.045481982	0.000228255	9.81631E-05	0
Statewide Totals	2033	OBUS	Aggregate	Aggregate	Gasoline	9343.693625	343921.9765	343921.9765	0	186948.6221	0	0.114054588	0.000582822	0.078746548	0.193383959	0.000395977	0	5.90699E-05
Statewide Totals	2033	OBUS	Aggregate	Aggregate	Diesel	11565.149	754130.5973	754130.5973	0	137337.965	0	1.081502597	0.117477647	0.201918559	1.400898803	0.019901395	0.000117493	0
Statewide Totals	2033	OBUS	Aggregate	Aggregate	Electricity	1081.997749	84210.28034	0	84210.28	21648.61096	91088.79	0	0	0	0	0	0	0
Statewide Totals	2033	OBUS	Aggregate	Aggregate	Natural Gas	920.5295164	49415.96113	49415.96113	0	8192.712696	0	0.005759922	0.001539553	0	0.007299475	6.00643E-05	4.44496E-06	0
Statewide Totals	2033	SBUS	Aggregate	Aggregate	Gasoline	6601.494706	345478.2517	345478.2517	0	26405.97882	0	0.115105178	0.006107116	0.024495067	0.14570736	0.000350705	0	1.56207E-05
Statewide Totals	2033	SBUS	Aggregate	Aggregate	Diesel	16480.98347	351778.1505	351778.1505	0	238644.6406	0	0.907070142	0.295289043	0.150311272	1.352670457	0.005496796	0.000187583	0
Statewide Totals	2033	SBUS	Aggregate	Aggregate	Electricity	2957.985875	90927.0406	0	90927.04	37235.10962	99413.19	0	0	0	0	0	0	0
Statewide Totals	2033	SBUS	Aggregate	Aggregate	Natural Gas	5368.54309	119772.8316	119772.8316	0	77736.50394	0	0.074172071	0.030539064	0	0.104711134	0.000520659	8.27873E-05	0
Statewide Totals	2033	UBUS	Aggregate	Aggregate	Gasoline	2458.042243	216090.8709	216090.8709	0	9832.168972	0	0.028025296	0	0.006352789	0.034378086	0.00030339	0	4.95162E-06
Statewide Totals	2033	UBUS	Aggregate	Aggregate	Diesel	1806.306957	170064.8222	170064.8222	0	7225.227827	0	0.063727916	0	0	0.063727916	0.00118684	0	0
Statewide Totals	2033	UBUS	Aggregate	Aggregate	Electricity	5700.896743	641511.8164	0	641511.8	22803.58697	1227083	0	0	0	0	0	0	0
Statewide Totals	2033	UBUS	Aggregate	Aggregate	Natural Gas	5441.576584	598129.4347	598129.4347	0	21766.30633	0	0.069392554	0	0	0.069392554	0.000420705	0	0
Statewide Totals	2034	HHDT	Aggregate	Aggregate	Gasoline	50.36405233	5922.814834	5922.814834	0	1007.683959	0	0.017620973	0	5.66501E-05	0.017677623	7.3255E-06	0	4.81037E-07
Statewide Totals	2034	HHDT	Aggregate	Aggregate	Diesel	356554.6876	49434540	49434540	0	5902379.586	0	74.99430693	26.19115936	17.44285726	118.6283236	1.434693693	0.010880276	0
Statewide Totals	2034	HHDT	Aggregate	Aggregate	Electricity	39493.11951	4637934.037	0	4637934	545262.4574	8450607	0	0	0	0	0	0	0
Statewide Totals	2034	HHDT	Aggregate	Aggregate	Natural Gas	21778.8385	1338731.177	1338731.177	0	157939.3471	0	0.680503293	0.198618734	0	0.879122027	0.002332257	0.000558867	0
Statewide Totals	2034	LDA	Aggregate	Aggregate	Gasoline	12482173.61	489828263.9	489828263.9	0	57856507.45	0	12.93877426	0	11.84502245	24.78379671	0.407614736	0	0.07894689
Statewide Totals	2034	LDA	Aggregate	Aggregate	Diesel	16029.29466	480762.0967	480762.0967	0	68297.58498	0	0.036324884	0	0	0.036324884	0.002463261	0	0
Statewide Totals	2034	LDA	Aggregate	Aggregate	Electricity	1406153.072	60833654.97	0	60833655	6748312.194	23486812	0	0	0	0	0	0	0
Statewide Totals	2034	LDA	Aggregate	Aggregate	Plug-in Hybrid	542264.7819	22653209.17	9690590.287	12962619	2242264.873	3915097	0.070936991	0	0.280530575	0.351467566	0.008007177	0	0.003015481
Statewide Totals	2034	LDT1	Aggregate	Aggregate	Gasoline	1075761.597	37260627.88	37260627.88	0	4728819.368	0	2.244324567	0	1.336802718	3.581127285	0.042225675	0	0.008502551
Statewide Totals	2034	LDT1	Aggregate	Aggregate	Diesel	8.915110669	338.4921015	338.4921015	0	40.48216721	0	4.28661E-05	0	0	4.28661E-05	3.97726E-06	0	0
Statewide Totals	2034	LDT1	Aggregate	Aggregate	Electricity	14954.37922	686092.5839	0	686092.6	73255.02653	264888.4	0	0	0	0	0	0	0
Statewide Totals	2034	LDT1	Aggregate	Aggregate	Plug-in Hybrid	11605.26693	522476.4215	214103.0804	308373.3	47987.77876	93137.94	0.001570446	0	0.005995613	0.007566059	0.000128191	0	4.51923E-05
Statewide Totals	2034	LDT2	Aggregate	Aggregate	Gasoline	7156982.634	276578794.5	276578794.5	0	33168275.2	0	10.55229819	0	8.431362391	18.98366058	0.240309302	0	0.045787889
Statewide Totals	2034	LDT2	Aggregate	Aggregate	Diesel	26510.80429	1039752.571	1039752.571	0	124017.6165	0	0.036876301	0	0	0.036876301	0.004718447	0	0
Statewide Totals	2034	LDT2	Aggregate	Aggregate	Electricity	183289.5499	5787735.029	0	5787735	897688.5629	2234543	0	0	0	0	0	0	0
Statewide Totals	2034	LDT2	Aggregate	Aggregate	Plug-in Hybrid	144072.9685	6116715.299	2553089.22	3563626	595741.7246	1076321	0.01871235	0	0.074499735	0.093212085	0.001772594	0	0.000658135
Statewide Totals	2034	LHDT1	Aggregate	Aggregate	Gasoline	454860.5	16558788.16	16558788.16	0	6776743.709	0	1.224388615	0.014708006	3.655136705	4.894233327	0.021248958	0	0.001188389
Statewide Totals	2034	LHDT1	Aggregate	Aggregate	Diesel	332965.4527	11797368.75	11797368.75	0	4188286.524	0	10.45477921	0.546578312	0	11.00135753	0.298621714	0.00957221	0
Statewide Totals	2034	LHDT1	Aggregate	Aggregate	Electricity	120194.4738	6619124.88	0	6619125	1682140.094	4006478	0	0	0	0	0	0	0
Statewide Totals	2034	LHDT2	Aggregate	Aggregate	Gasoline	61325.90701	2132771.846	2132771.846	0	913664.6388	0	0.134373539	0.00193044	0.496895169	0.633199147	0.002431854	0	0.000121805
Statewide Totals	2034	LHDT2	Aggregate	Aggregate	Diesel	150277.54	5291489.005	5291489.005	0	1890302.404	0	4.237807492	0.240135014	0	4.477942506	0.132439534	0.004370639	0
Statewide Totals	2034	LHDT2	Aggregate	Aggregate	Electricity	30819.34503	1625641.664	0	1625642	408466.9133	974657.1	0	0	0	0	0	0	0
Statewide Totals	2034	MCY	Aggregate	Aggregate	Gasoline	721047.6514	4091407.178	4091407.178	0	1442095.303	0	2.293072285	0	0.156499913	2.449572198	0.009267998	0	0.004935967
Statewide Totals	2034	MDV	Aggregate	Aggregate	Gasoline	4314392.917	158893974.2	158893974.2	0	19722972.67	0	7.762134217	0	5.823240374	13.58537459	0.142341314	0	0.02883755
Statewide Totals	2034	MDV	Aggregate	Aggregate	Diesel	57366.05688	2010510.204	2010510.204	0	258903.8633	0	0.069199379	0	0	0.069199379	0.006270187	0	0
Statewide Totals	2034	MDV	Aggregate	Aggregate	Electricity	174614.2654	5466794.403	0	5466794	852877.2779	2110634	0	0	0	0	0	0	0
Statewide Totals	2034	MDV	Aggregate	Aggregate	Plug-in Hybrid	89686.20003	3717912.236	1555219.63	2162693	370852.4371	653197.6	0.011385609	0	0.046374039	0.057759648	0.001134499	0	0.000433892
Statewide Totals	2034	MH	Aggregate	Aggregate	Gasoline	55588.30178	552046.9766	552046.9766	0	5561.05371	0	0.096924686	0	0.003000124	0.099924811	0.000679337	0	1.88373E-06
Statewide Totals	2034	MH	Aggregate	Aggregate	Diesel	33935.5168	307868.3446	307868.3446	0	3393.55168	0	1.080268605	0	0	1.080268605	0.023265913	0	0
Statewide Totals	2034	MHDT	Aggregate	Aggregate	Gasoline	36476.8091	1859073.496	1859073.496	0	729827.9964	0	0.277944573	0.002923663	0.269571898	0.550440134	0.002305123	0	0.000344233
Statewide Totals	2034	MHDT	Aggregate	Aggregate	Diesel	282262.5413	11319757.37	11319757.37	0	3391947.883	0	6.329034387	2.698221798	5.283783434	14.31103962	0.061148422	0.001561797	0
Statewide Totals	2034	MHDT	Aggregate	Aggregate	Electricity	72384.87353	3748709.434	0	3748709	925976.8239	4006958	0	0	0	0	0	0	0
Statewide Totals	2034	MHDT	Aggregate	Aggregate	Natural Gas	4224.917551	171134.5247	171134.5247	0	37617.3009	0	0.014689396	0.030248467	0	0.044937863	0.000227845	9.92011E-05	0
Statewide Totals	2034	OBUS	Aggregate	Aggregate	Gasoline	8964.914146	321567.3167	321567.3167	0	179370.0022	0	0.099074046	0.000552993	0.073025825	0.172652864	0.000373383	0	5.60006E-05
Statewide Totals	2034	OBUS	Aggregate	Aggregate	Diesel	11602.36106	757211.5582	757211.5582	0	137609.4671	0	1.040372773	0.112964235	0.196353359	1.349690367	0.018941385	0.000111103	0
Statewide Totals	2034	OBUS	Aggregate	Aggregate	Electricity	1284.868007	98628.16694	0	98628.17	25707.63909	106690.9	0	0	0	0	0	0	0
Statewide Totals	2034	OBUS	Aggregate	Aggregate	Natural Gas	933.3586374	50020.22308	50020.22308	0	8306.891873	0	0.005661914	0.001558137	0	0.007220051	6.1688E-05	4.57542E-06	0
Statewide Totals	2034	SBUS	Aggregate	Aggregate	Gasoline	6490.807685	339133.4019	339133.4019	0	25963.23074	0	0.090320505	0.005961808	0.024507972	0.120790286	0.000343548	0	1.53283E-05
Statewide Totals	2034	SBUS	Aggregate	Aggregate	Diesel	15983.09738	339737.0638	339737.0638	0	231435.2501	0	0.764636508	0.265443314	0.150829288	1.18090911	0.004747273	0.000155951	0
Statewide Totals	2034	SBUS	Aggregate	Aggregate	Electricity	3562.131558	109300.6304	0	109300.6	44871.3536	119506.9	0	0	0	0	0	0	0
Statewide Totals	2034	SBUS	Aggregate	Aggregate	Natural Gas	5404.883128	118766.559	118766.559	0	78262.7077	0	0.071724295	0.030717567	0	0.102441862	0.000516249	8.40208E-05	0
Statewide Totals	2034	UBUS	Aggregate	Aggregate	Gasoline	2347.636194	207209.6617	207209.6617	0	9390.544776	0	0.025987529	0	0.005852014	0.031839543	0.000290327	0	4.39935E-06

Region	Calendar Year	Vehicle Category	Model Year	Speed	Fuel	Population	Total VMT	CVMT	EVMT	Trips	Energy Consumption	NOx_RUNEX	NOx_IDLEX	NOx_STREX	NOx_TOTEX	PM2.5_RUNEX	PM2.5_IDLEX	PM2.5_STREX
Statewide Totals	2034	UBUS	Aggregate	Aggregate	Diesel	1722.094617	166577.9311	166577.9311	0	6888.378469	0	0.062323068	0	0	0.062323068	0.001166585	0	0
Statewide Totals	2034	UBUS	Aggregate	Aggregate	Electricity	6120.746852	669314.4033	0	669314.4	24482.98741	1277585	0	0	0	0	0	0	0
Statewide Totals	2034	UBUS	Aggregate	Aggregate	Natural Gas	5319.951521	593629.9697	593629.9697	0	21279.80608	0	0.069223988	0	0	0.069223988	0.000433962	0	0
Statewide Totals	2035	HHDT	Aggregate	Aggregate	Gasoline	48.16486115	5692.057876	5692.057876	0	963.682542	0	0.016677655	0	2.38057E-06	0.016680035	7.07429E-06	0	4.60129E-07
Statewide Totals	2035	HHDT	Aggregate	Aggregate	Diesel	359761.8784	50374336.17	50374336.17	0	5980941.94	0	75.30585743	26.43324202	17.57157275	119.3106722	1.456898996	0.01092173	0
Statewide Totals	2035	HHDT	Aggregate	Aggregate	Electricity	45666.71277	5293906.477	0	5293906	623838.6446	9646653	0	0	0	0	0	0	0
Statewide Totals	2035	HHDT	Aggregate	Aggregate	Natural Gas	21666.64476	1333763.931	1333763.931	0	157885.0383	0	0.640246887	0.196434566	0	0.836681453	0.002318134	0.000570078	0
Statewide Totals	2035	LDA	Aggregate	Aggregate	Gasoline	12476484.09	489877319.5	489877319.5	0	57857637.79	0	12.54960899	0	11.61469018	24.16429917	0.383506717	0	0.074458241
Statewide Totals	2035	LDA	Aggregate	Aggregate	Diesel	14614.04442	439593.8179	439593.8179	0	62227.81793	0	0.030806621	0	0	0.030806621	0.002049308	0	0
Statewide Totals	2035	LDA	Aggregate	Aggregate	Electricity	1454951.172	62378720.67	0	62378721	6963274.765	24083335	0	0	0	0	0	0	0
Statewide Totals	2035	LDA	Aggregate	Aggregate	Plug-in Hybrid	551388.1178	22859643.11	9701556.672	13158086	2279989.867	3974134	0.071008405	0	0.285266254	0.356274658	0.007576019	0	0.002916439
Statewide Totals	2035	LDT1	Aggregate	Aggregate	Gasoline	1061126.665	36866506.85	36866506.85	0	4673216.428	0	2.008459031	0	1.268409619	3.27686865	0.038584996	0	0.007826765
Statewide Totals	2035	LDT1	Aggregate	Aggregate	Diesel	9.185790443	348.4285746	348.4285746	0	41.77248012	0	3.93876E-05	0	0	3.93876E-05	3.7386E-06	0	0
Statewide Totals	2035	LDT1	Aggregate	Aggregate	Electricity	16334.67507	740774.0207	0	740774	79764.59986	285999.9	0	0	0	0	0	0	0
Statewide Totals	2035	LDT1	Aggregate	Aggregate	Plug-in Hybrid	12665.24852	562078.1839	230060.3974	332017.8	52370.80261	100279.3	0.001687272	0	0.006543581	0.008230853	0.000134886	0	4.83212E-05
Statewide Totals	2035	LDT2	Aggregate	Aggregate	Gasoline	7218592.374	278114294.6	278114294.6	0	33430020.03	0	10.0758292	0	8.349446089	18.42527529	0.227859044	0	0.043623757
Statewide Totals	2035	LDT2	Aggregate	Aggregate	Diesel	26762.49806	1046251.776	1046251.776	0	125068.7372	0	0.036605577	0	0	0.036605577	0.004735764	0	0
Statewide Totals	2035	LDT2	Aggregate	Aggregate	Electricity	197625.1512	6151823.737	0	6151824	963803.0027	2375112	0	0	0	0	0	0	0
Statewide Totals	2035	LDT2	Aggregate	Aggregate	Plug-in Hybrid	152170.6481	6383240.724	2653808.968	3729432	629225.63	1126400	0.01944777	0	0.078691298	0.098139068	0.001774794	0	0.000671244
Statewide Totals	2035	LHDT1	Aggregate	Aggregate	Gasoline	442479.0198	15935907.02	15935907.02	0	6592278.102	0	1.079849939	0.014060506	3.469520968	4.563431413	0.019987224	0	0.00102973
Statewide Totals	2035	LHDT1	Aggregate	Aggregate	Diesel	323800.201	11341644.37	11341644.37	0	4072999.188	0	9.214459928	0.514491635	0	9.728951563	0.277376158	0.009307144	0
Statewide Totals	2035	LHDT1	Aggregate	Aggregate	Electricity	143818.2528	7772907.478	0	7772907	2012711.86	4705944	0	0	0	0	0	0	0
Statewide Totals	2035	LHDT2	Aggregate	Aggregate	Gasoline	59228.5941	2040828.7	2040828.7	0	882417.8015	0	0.117100691	0.001819999	0.466494316	0.585415006	0.002314371	0	0.000109599
Statewide Totals	2035	LHDT2	Aggregate	Aggregate	Diesel	147523.7188	5119729.93	5119729.93	0	1855662.797	0	3.934177319	0.229514804	0	4.163692123	0.12610943	0.004268985	0
Statewide Totals	2035	LHDT2	Aggregate	Aggregate	Electricity	36878.68746	1910416.25	0	1910416	488706.0904	1145512	0	0	0	0	0	0	0
Statewide Totals	2035	MCY	Aggregate	Aggregate	Gasoline	724797.8383	4094402.047	4094402.047	0	1449595.677	0	2.272368185	0	0.152445034	2.424813218	0.009340628	0	0.005010271
Statewide Totals	2035	MDV	Aggregate	Aggregate	Gasoline	4332193.239	159243386.7	159243386.7	0	19797855	0	7.321511875	0	5.706030275	13.02754215	0.135042192	0	0.027431883
Statewide Totals	2035	MDV	Aggregate	Aggregate	Diesel	56343.66823	1970400.485	1970400.485	0	254018.5595	0	0.061609652	0	0	0.061609652	0.005571609	0	0
Statewide Totals	2035	MDV	Aggregate	Aggregate	Electricity	186779.9802	5763664.862	0	5763665	908368.0564	2225250	0	0	0	0	0	0	0
Statewide Totals	2035	MDV	Aggregate	Aggregate	Plug-in Hybrid	94682.58988	3879656.999	1616028.834	2263628	391512.5092	683683.2	0.011829883	0	0.04895991	0.060789792	0.001129021	0	0.000439916
Statewide Totals	2035	MH	Aggregate	Aggregate	Gasoline	54030.29632	541622.3594	541622.3594	0	5405.190844	0	0.088206738	0	0.002914892	0.09112163	0.000665773	0	1.84154E-06
Statewide Totals	2035	MH	Aggregate	Aggregate	Diesel	33674.3575	305434.5662	305434.5662	0	3367.43575	0	1.037557795	0	0	1.037557795	0.021654498	0	0
Statewide Totals	2035	MHDT	Aggregate	Aggregate	Gasoline	34992.31989	1762299.714	1762299.714	0	700126.3363	0	0.246333382	0.002755993	0.257876659	0.506966034	0.002198444	0	0.000331931
Statewide Totals	2035	MHDT	Aggregate	Aggregate	Diesel	276502.0959	11078238.42	11078238.42	0	3323913.188	0	5.832749355	2.570116295	5.09266883	13.49553448	0.056775373	0.001363167	0
Statewide Totals	2035	MHDT	Aggregate	Aggregate	Electricity	85783.79891	4405080.979	0	4405081	1097683.025	4707520	0	0	0	0	0	0	0
Statewide Totals	2035	MHDT	Aggregate	Aggregate	Natural Gas	4215.940315	169037.2646	169037.2646	0	37606.67201	0	0.014177403	0.030123365	0	0.044300768	0.000226731	9.9756E-05	0
Statewide Totals	2035	OBUS	Aggregate	Aggregate	Gasoline	8605.215061	300285.9462	300285.9462	0	172173.1429	0	0.088179269	0.000525813	0.069661959	0.158367041	0.000350991	0	5.30968E-05
Statewide Totals	2035	OBUS	Aggregate	Aggregate	Diesel	11625.81914	760244.3538	760244.3538	0	137702.4006	0	1.000094681	0.108205641	0.190689857	1.298990178	0.018032907	0.000105231	0
Statewide Totals	2035	OBUS	Aggregate	Aggregate	Electricity	1497.318513	113371.331	0	113371.3	29958.34882	122642.3	0	0	0	0	0	0	0
Statewide Totals	2035	OBUS	Aggregate	Aggregate	Natural Gas	945.9437357	50614.86281	50614.86281	0	8418.899247	0	0.005558848	0.001576228	0	0.007135076	6.33153E-05	4.70673E-06	0
Statewide Totals	2035	SBUS	Aggregate	Aggregate	Gasoline	6373.341184	332368.4097	332368.4097	0	25493.36473	0	0.070578011	0.00581341	0.024199267	0.100590688	0.000338735	0	1.51481E-05
Statewide Totals	2035	SBUS	Aggregate	Aggregate	Diesel	15485.35709	327474.9893	327474.9893	0	224227.9707	0	0.640493794	0.237099794	0.150911907	1.028505495	0.004052022	0.000127854	0
Statewide Totals	2035	SBUS	Aggregate	Aggregate	Electricity	4199.787843	128749.9526	0	128750	52909.84613	140778.8	0	0	0	0	0	0	0
Statewide Totals	2035	SBUS	Aggregate	Aggregate	Natural Gas	5421.759946	117290.0579	117290.0579	0	78507.08401	0	0.068999724	0.030784124	0	0.099783848	0.000509775	8.49834E-05	0
Statewide Totals	2035	UBUS	Aggregate	Aggregate	Gasoline	2186.90153	192941.3535	192941.3535	0	8747.606119	0	0.020523054	0	0.005021835	0.025544889	0.000262905	0	3.61313E-06
Statewide Totals	2035	UBUS	Aggregate	Aggregate	Diesel	1245.46889	126074.263	126074.263	0	4981.875561	0	0.045205307	0	0	0.045205307	0.000854056	0	0
Statewide Totals	2035	UBUS	Aggregate	Aggregate	Electricity	8118.576153	844624.9539	0	844625	32474.30461	1610654	0	0	0	0	0	0	0
Statewide Totals	2035	UBUS	Aggregate	Aggregate	Natural Gas	4062.956645	484015.394	484015.394	0	16251.82658	0	0.056037198	0	0	0.056037198	0.000379087	0	0
Statewide Totals	2036	HHDT	Aggregate	Aggregate	Gasoline	46.15882787	5466.477821	5466.477821	0	923.5458281	0	0.015554152	0	4.02918E-07	0.015554555	6.82324E-06	0	4.4373E-07
Statewide Totals	2036	HHDT	Aggregate	Aggregate	Diesel	362908.1684	51251123.75	51251123.75	0	6060300.381	0	75.51888944	26.71546071	17.68664256	119.9209927	1.475635454	0.01100903	0
Statewide Totals	2036	HHDT	Aggregate	Aggregate	Electricity	51777.23786	5911860.092	0	5911860	700452.1128	10772570	0	0	0	0	0	0	0
Statewide Totals	2036	HHDT	Aggregate	Aggregate	Natural Gas	21501.50733	1324452.912	1324452.912	0	157354.1324	0	0.604530376	0.193921183	0	0.79845156	0.002303243	0.000579044	0
Statewide Totals	2036	LDA	Aggregate	Aggregate	Gasoline	12477791.4	490153384.7	490153384.7	0	57893988.12	0	12.20687118	0	11.40948174	23.61635292	0.362570539	0	0.070465234
Statewide Totals	2036	LDA	Aggregate	Aggregate	Diesel	13369.13788	405788.2667	405788.2667	0	57012.06757	0	0.026134023	0	0	0.026134023	0.001672897	0	0
Statewide Totals	2036	LDA	Aggregate	Aggregate	Electricity	1499173.498	63728686.13	0	63728686	7156663.32	24604533	0	0	0	0	0	0	0
Statewide Totals	2036	LDA	Aggregate	Aggregate	Plug-in Hybrid	559265.7784	23027314.11	9703854.278	13323460	2312563.994	4024082	0.071067962	0	0.289356348	0.36042431	0.007181396	0	0.002816313
Statewide Totals	2036	LDT1	Aggregate	Aggregate	Gasoline	1046982.906	36506486.09	36506486.09	0	4621147.973	0	1.794810289	0	1.204744973	2.999555262	0.03564064	0	0.007259968
Statewide Totals	2036	LDT1	Aggregate	Aggregate	Diesel	8.844372894	350.5026878	350.5026878	0	41.42144744	0	2.60824E-05	0	0	2.60824E-05	1.90423E-06	0	0
Statewide Totals	2036	LDT1	Aggregate	Aggregate	Electricity	17669.55998	791509.461	0	791509.5	85990.91841	305588	0	0	0	0	0	0	0
Statewide Totals	2036	LDT1	Aggregate	Aggregate	Plug-in Hybrid	13686.50545	598802.2425	244857.1337	353945.1	56593.70003	106902	0.001796957	0	0.00707157	0.008868527	0.000141104	0	5.1303E-05
Statewide Totals	2036	LDT2	Aggregate	Aggregate	Gasoline	7275368.667	279469127.7	279469127.7	0	33670259.04	0	9.658433191	0	8.280834739	17.93926793	0.216871061	0	0.041639845
Statewide Totals	2036	LDT2	Aggregate	Aggregate	Diesel	27019.5879	1052769.593	1052769.593	0	126144.174	0	0.036431403	0	0	0.036431403	0.00475745	0	0
Statewide Totals	2036	LDT2	Aggregate	Aggregate	Electricity	211232.887	6483905.614	0	6483906	1025916.208	2503323	0	0	0	0	0	0	0
Statewide Totals	2036	LDT2	Aggregate	Aggregate	Plug-in Hybrid	159720.0365	6623354.339	2744191.958	3879162	660442.351	1171623	0.020122811	0	0.08259959	0.102722401	0.001774406	0	0.000681971
Statewide Totals	2036	LHDT1	Aggregate	Aggregate	Gasoline	430836.066	15356879.38	15356879.38	0	6418815.438	0	0.926847691	0.013471164	3.314726125	4.25504498	0.019122483	0	0.000972773
Statewide Totals	2036	LHDT1	Aggregate	Aggregate	Diesel	314802.5172	10914416.55	10914416.55	0	3959819.644	0	8.128107627	0.484253661	0	8.612361288	0.258256133	0.009056195	0
Statewide Totals	2036	LHDT1	Aggregate	Aggregate	Electricity	167703.9619	8867091.451	0	8867091	2346951.201	5369571	0	0	0	0	0	0	0
Statewide Totals	2036	LHDT2	Aggregate	Aggregate	Gasoline	57169.78737	1954241.015	1954241.015	0	851744.6488	0	0.101316327	0.001714545	0.437524806	0.540555678	0.002214889	0	0.000101543
Statewide Totals	2036	LHDT2	Aggregate	Aggregate	Diesel	144753.1287	4956169.41	4956169.41	0	1820812.26	0	3.652058814	0.219510415	0	3.871569229	0.120841557	0.004185166	0
Statewide Totals	2036	LHDT2	Aggregate	Aggregate	Electricity	43003.75759	2181037.905	0	2181038	569804.4819	1307899	0	0	0	0	0	0	0

Region	Calendar Year	Vehicle Category	Model Year	Speed	Fuel	Population	Total VMT	CVMT	EVMT	Trips	Energy Consumption	NOx_RUNEX	NOx_IDLEX	NOx_STREX	NOx_TOTEX	PM2.5_RUNEX	PM2.5_IDLEX	PM2.5_STREX
Statewide Totals	2036	MCY	Aggregate	Aggregate	Gasoline	728529.116	4097331.203	4097331.203	0	1457058.232	0	2.253788984	0	0.148651001	2.402439985	0.009411416	0	0.005080962
Statewide Totals	2036	MDV	Aggregate	Aggregate	Gasoline	4351129.108	159602297.8	159602297.8	0	19875944.72	0	6.962833482	0	5.617689109	12.58052259	0.128873144	0	0.026248345
Statewide Totals	2036	MDV	Aggregate	Aggregate	Diesel	55369.92991	1934521.238	1934521.238	0	249469.4859	0	0.055183676	0	0	0.055183676	0.004967776	0	0
Statewide Totals	2036	MDV	Aggregate	Aggregate	Electricity	198326.062	6033736.617	0	6033737	960462.217	2329520	0	0	0	0	0	0	0
Statewide Totals	2036	MDV	Aggregate	Aggregate	Plug-in Hybrid	99380.40601	4026398.187	1671042.51	2355356	410937.9789	711387.6	0.012240883	0	0.051391518	0.063632401	0.001123054	0	0.000444783
Statewide Totals	2036	MH	Aggregate	Aggregate	Gasoline	52686.06698	532755.3448	532755.3448	0	5270.71414	0	0.081484571	0	0.002830142	0.084314713	0.000655501	0	1.8097E-06
Statewide Totals	2036	MH	Aggregate	Aggregate	Diesel	33379.64741	302957.8504	302957.8504	0	3337.964741	0	0.996196271	0	0	0.996196271	0.020112326	0	0
Statewide Totals	2036	MHDT	Aggregate	Aggregate	Gasoline	33584.35637	1672351.527	1672351.527	0	671955.8023	0	0.219030444	0.002597085	0.249138921	0.47076645	0.002097996	0	0.000320553
Statewide Totals	2036	MHDT	Aggregate	Aggregate	Diesel	270503.7857	10855293.74	10855293.74	0	3253057.67	0	5.394921487	2.44805864	4.899851919	12.74283205	0.053343037	0.001214747	0
Statewide Totals	2036	MHDT	Aggregate	Aggregate	Electricity	99236.76399	5046408.003	0	5046408	1270277.312	5391293	0	0	0	0	0	0	0
Statewide Totals	2036	MHDT	Aggregate	Aggregate	Natural Gas	4189.920732	166838.9387	166838.9387	0	37428.59121	0	0.013657695	0.029880179	0	0.043537873	0.000225543	9.99638E-05	0
Statewide Totals	2036	OBUS	Aggregate	Aggregate	Gasoline	8263.548485	281257.1707	281257.1707	0	165337.0781	0	0.081246631	0.000500509	0.067340595	0.149087735	0.000331513	0	5.10595E-05
Statewide Totals	2036	OBUS	Aggregate	Aggregate	Diesel	11630.49364	763253.1246	763253.1246	0	137631.3338	0	0.960243727	0.103414827	0.185029496	1.24868805	0.017218949	9.97862E-05	0
Statewide Totals	2036	OBUS	Aggregate	Aggregate	Electricity	1704.166231	127124.0091	0	127124	34096.95794	137525.4	0	0	0	0	0	0	0
Statewide Totals	2036	OBUS	Aggregate	Aggregate	Natural Gas	956.2221711	51182.46655	51182.46655	0	8510.377323	0	0.005448566	0.001590541	0	0.007039107	6.4912E-05	4.82498E-06	0
Statewide Totals	2036	SBUS	Aggregate	Aggregate	Gasoline	6224.36215	324171.756	324171.756	0	24897.4486	0	0.061558474	0.00562845	0.023827076	0.091014	0.00033698	0	1.51147E-05
Statewide Totals	2036	SBUS	Aggregate	Aggregate	Diesel	15008.15196	315656.2815	315656.2815	0	217318.0403	0	0.535505683	0.2107873	0.150699222	0.896992205	0.003428759	0.000103676	0
Statewide Totals	2036	SBUS	Aggregate	Aggregate	Electricity	4836.617284	147977.3926	0	147977.4	60945.46779	161808.6	0	0	0	0	0	0	0
Statewide Totals	2036	SBUS	Aggregate	Aggregate	Natural Gas	5421.980045	115537.6611	115537.6611	0	78510.27105	0	0.066058907	0.030752372	0	0.096811278	0.00050209	8.57574E-05	0
Statewide Totals	2036	UBUS	Aggregate	Aggregate	Gasoline	2166.154011	192909.577	192909.577	0	8664.616045	0	0.020470059	0	0.004948377	0.025418436	0.000261361	0	3.39114E-06
Statewide Totals	2036	UBUS	Aggregate	Aggregate	Diesel	1129.847984	114620.9684	114620.9684	0	4519.391937	0	0.042455532	0	0	0.042455532	0.000805862	0	0
Statewide Totals	2036	UBUS	Aggregate	Aggregate	Electricity	9008.192001	940271.3439	0	940271.3	36032.768	1797987	0	0	0	0	0	0	0
Statewide Totals	2036	UBUS	Aggregate	Aggregate	Natural Gas	3661.207883	440714.0987	440714.0987	0	14644.83153	0	0.051295859	0	0	0.051295859	0.000368559	0	0
Statewide Totals	2037	HHDT	Aggregate	Aggregate	Gasoline	44.37925745	5250.05584	5250.05584	0	887.940183	0	0.014515551	0	0	0.014515551	6.58441E-06	0	4.30299E-07
Statewide Totals	2037	HHDT	Aggregate	Aggregate	Diesel	366472.9894	52202884.81	52202884.81	0	6148265.717	0	76.04891257	27.05868581	17.81513227	120.9227306	1.49969225	0.011130076	0
Statewide Totals	2037	HHDT	Aggregate	Aggregate	Electricity	57816.95162	6501114.253	0	6501114	775541.9373	11847345	0	0	0	0	0	0	0
Statewide Totals	2037	HHDT	Aggregate	Aggregate	Natural Gas	21321.63303	1314341.231	1314341.231	0	156766.8075	0	0.57002373	0.19170858	0	0.76173231	0.002288693	0.000587531	0
Statewide Totals	2037	LDA	Aggregate	Aggregate	Gasoline	12490535.94	490642603.9	490642603.9	0	57976254.27	0	11.92669974	0	11.24057383	23.16727356	0.343993582	0	0.066855313
Statewide Totals	2037	LDA	Aggregate	Aggregate	Diesel	12336.17567	378856.5485	378856.5485	0	52730.14046	0	0.02245071	0	0	0.02245071	0.001379633	0	0
Statewide Totals	2037	LDA	Aggregate	Aggregate	Electricity	1539041.74	64899846.69	0	64899847	7329822.713	25056697	0	0	0	0	0	0	0
Statewide Totals	2037	LDA	Aggregate	Aggregate	Plug-in Hybrid	566049.0706	23161965.66	9699996.595	13461969	2340612.907	4065916	0.071031612	0	0.292878978	0.36391059	0.00681904	0	0.002717589
Statewide Totals	2037	LDT1	Aggregate	Aggregate	Gasoline	1035140.044	36202323.06	36202323.06	0	4577742.491	0	1.620294253	0	1.150293415	2.770587668	0.033083037	0	0.006761432
Statewide Totals	2037	LDT1	Aggregate	Aggregate	Diesel	9.138516153	359.5215751	359.5215751	0	42.71889227	0	2.44796E-05	0	0	2.44796E-05	1.90589E-06	0	0
Statewide Totals	2037	LDT1	Aggregate	Aggregate	Electricity	18957.76247	838409.2659	0	838409.3	91932.17036	323695.2	0	0	0	0	0	0	0
Statewide Totals	2037	LDT1	Aggregate	Aggregate	Plug-in Hybrid	14666.61348	632708.2849	258513.5049	374194.8	60646.44672	113018	0.001896945	0	0.007578325	0.00947527	0.000146701	0	5.41332E-05
Statewide Totals	2037	LDT2	Aggregate	Aggregate	Gasoline	7328229.484	280661381	280661381	0	33892450.86	0	9.307756229	0	8.227447562	17.53520379	0.206784801	0	0.039790634
Statewide Totals	2037	LDT2	Aggregate	Aggregate	Diesel	27287.28176	1059323.675	1059323.675	0	127259.4041	0	0.036305016	0	0	0.036305016	0.004781098	0	0
Statewide Totals	2037	LDT2	Aggregate	Aggregate	Electricity	224043.1095	6784071.348	0	6784071	1083799.938	2619211	0	0	0	0	0	0	0
Statewide Totals	2037	LDT2	Aggregate	Aggregate	Plug-in Hybrid	166675.8296	6836972.983	2824169.017	4012804	689204.5553	1211986	0.020706533	0	0.086201124	0.106907656	0.001769536	0	0.000690283
Statewide Totals	2037	LHDT1	Aggregate	Aggregate	Gasoline	419861.0694	14830779.74	14830779.74	0	6255304.341	0	0.798165729	0.012929336	3.175536556	3.986631622	0.018363932	0	0.000924205
Statewide Totals	2037	LHDT1	Aggregate	Aggregate	Diesel	305531.4968	10510526.24	10510526.24	0	3843201.872	0	7.113993156	0.454161534	0	7.56815469	0.239526	0.008797305	0
Statewide Totals	2037	LHDT1	Aggregate	Aggregate	Electricity	191149.9155	9875218.445	0	9875218	2674974.613	5981569	0	0	0	0	0	0	0
Statewide Totals	2037	LHDT2	Aggregate	Aggregate	Gasoline	55265.51259	1876769.877	1876769.877	0	823373.792	0	0.088899139	0.001617539	0.4105881	0.501104777	0.002132511	0	9.51278E-05
Statewide Totals	2037	LHDT2	Aggregate	Aggregate	Diesel	141759.096	4799043.838	4799043.838	0	1783151.095	0	3.381090669	0.209349845	0	3.590440514	0.115313542	0.004093752	0
Statewide Totals	2037	LHDT2	Aggregate	Aggregate	Electricity	49020.33755	2431334.699	0	2431335	649426.668	1458128	0	0	0	0	0	0	0
Statewide Totals	2037	MCY	Aggregate	Aggregate	Gasoline	732696.8688	4100737.573	4100737.573	0	1465393.738	0	2.237769085	0	0.145371576	2.383140661	0.00947193	0	0.005151977
Statewide Totals	2037	MDV	Aggregate	Aggregate	Gasoline	4369780.473	159952004.6	159952004.6	0	19953753.48	0	6.640500417	0	5.546322183	12.1868226	0.12308931	0	0.025107299
Statewide Totals	2037	MDV	Aggregate	Aggregate	Diesel	54452.69414	1903292.653	1903292.653	0	245339.3383	0	0.049367322	0	0	0.049367322	0.004372719	0	0
Statewide Totals	2037	MDV	Aggregate	Aggregate	Electricity	209210.1139	6277499.083	0	6277499	1009042.881	2423633	0	0	0	0	0	0	0
Statewide Totals	2037	MDV	Aggregate	Aggregate	Plug-in Hybrid	103825.9022	4160100.222	1721220.647	2438880	429320.1055	736614.3	0.01260739	0	0.053692717	0.066300108	0.0011172	0	0.000449289
Statewide Totals	2037	MH	Aggregate	Aggregate	Gasoline	51513.31336	525143.1694	525143.1694	0	5153.391869	0	0.075632581	0	0.002742428	0.078375009	0.000647089	0	1.78317E-06
Statewide Totals	2037	MH	Aggregate	Aggregate	Diesel	33042.0743	300325.4439	300325.4439	0	3304.20743	0	0.955319667	0	0	0.955319667	0.018598267	0	0
Statewide Totals	2037	MHDT	Aggregate	Aggregate	Gasoline	32222.7786	1589405.017	1589405.017	0	644713.3541	0	0.195499399	0.002444328	0.237798244	0.43574197	0.002004342	0	0.000309224
Statewide Totals	2037	MHDT	Aggregate	Aggregate	Diesel	264677.2332	10659167.12	10659167.12	0	3184474.172	0	5.013165958	2.33359764	4.713142294	12.05990589	0.05052968	0.001095976	0
Statewide Totals	2037	MHDT	Aggregate	Aggregate	Electricity	112555.825	5663019.117	0	5663019	1441129.239	6048998	0	0	0	0	0	0	0
Statewide Totals	2037	MHDT	Aggregate	Aggregate	Natural Gas	4156.72031	164818.9983	164818.9983	0	37196.27801	0	0.013179174	0.029583263	0	0.042762437	0.000224469	9.99662E-05	0
Statewide Totals	2037	OBUS	Aggregate	Aggregate	Gasoline	7974.225376	264709.8036	264709.8036	0	159548.3013	0	0.07577153	0.000479127	0.066049286	0.142299943	0.000314573	0	4.93398E-05
Statewide Totals	2037	OBUS	Aggregate	Aggregate	Diesel	11652.58962	766321.5414	766321.5414	0	137755.2087	0	0.921952858	0.09871614	0.179591878	1.200260876	0.016383474	9.44239E-05	0
Statewide Totals	2037	OBUS	Aggregate	Aggregate	Electricity	1901.816508	139626.7514	0	139626.8	38051.5447	151057.3	0	0	0	0	0	0	0
Statewide Totals	2037	OBUS	Aggregate	Aggregate	Natural Gas	965.5889551	51637.25493	51637.25493	0	8593.7417	0	0.005338452	0.001603336	0	0.006941788	6.6317E-05	4.93869E-06	0
Statewide Totals	2037	SBUS	Aggregate	Aggregate	Gasoline	6044.131812	314285.3654	314285.3654	0	24176.52725	0	0.059773255	0.005411103	0.023641397	0.088825755	0.000337407	0	1.51962E-05
Statewide Totals	2037	SBUS	Aggregate	Aggregate	Diesel	14546.22957	304322.0568	304322.0568	0	210629.4042	0	0.446852573	0.186598686	0.15012109	0.783572349	0.002878984	8.32367E-05	0
Statewide Totals	2037	SBUS	Aggregate	Aggregate	Electricity	5472.32677	166962.4742	0	166962.5	68964.21098	182570	0	0	0	0	0	0	0
Statewide Totals	2037	SBUS	Aggregate	Aggregate	Natural Gas	5404.502314	113518.0273	113518.0273	0	78257.19351	0	0.062917007	0.030617603	0	0.09353461	0.000493258	8.6331E-05	0
Statewide Totals	2037	UBUS	Aggregate	Aggregate	Gasoline	2048.628326	182228.8596	182228.8596	0	8194.513303	0	0.015614682	0	0.004245687	0.019860369	0.000241755	0	2.71924E-06
Statewide Totals	2037	UBUS	Aggregate	Aggregate	Diesel	1001.054071	103795.981	103795.981	0	4004.216285	0	0.03948205	0	0	0.03948205	0.000757059	0	0
Statewide Totals	2037	UBUS	Aggregate	Aggregate	Electricity	10162.15315	1082414.805	0	1082415	40648.61261	2081175	0	0	0	0	0	0	0
Statewide Totals	2037	UBUS	Aggregate	Aggregate	Natural Gas	3104.901897	360923.2746	360923.2746	0	12419.60759	0	0.040479052	0	0	0.040479052	0.000334297	0	0
Statewide Totals	2038	HHDT	Aggregate	Aggregate	Gasoline	42.82729763	5044.123793	5044.123793	0	856.888571	0	0.013573799	0	6.33707E-06	0.013580136	6.34496E-06	0	4.18608E-07
Statewide Totals	2038	HHDT	Aggregate	Aggregate	Diesel	370536.1365	53224068.27	53224068.27	0	6245673.172	0	76.7212819	27.46442176	17.96508675	122.1507904	1.51993477	0.011282015	0

Region	Calendar Year	Vehicle Category	Model Year	Speed	Fuel	Population	Total VMT	CVMT	EVMT	Trips	Energy Consumption	NOx_RUNEX	NOx_IDLEX	NOx_STREX	NOx_TOTEX	PM2.5_RUNEX	PM2.5_IDLEX	PM2.5_STREX
Statewide Totals	2038	HHDT	Aggregate	Aggregate	Electricity	63837.64773	7068836.772	0	7068837	849895.6913	12887542	0	0	0	0	0	0	0
Statewide Totals	2038	HHDT	Aggregate	Aggregate	Natural Gas	21115.93361	1303070.747	1303070.747	0	155958.9847	0	0.535662048	0.189461379	0	0.725123427	0.002267852	0.000594764	0
Statewide Totals	2038	LDA	Aggregate	Aggregate	Gasoline	12511402.78	491273604.1	491273604.1	0	58093669.96	0	11.68665295	0	11.09748337	22.78413632	0.32789115	0	0.063596937
Statewide Totals	2038	LDA	Aggregate	Aggregate	Diesel	11502.07781	357856.6959	357856.6959	0	49302.55309	0	0.019541449	0	0	0.019541449	0.001170233	0	0
Statewide Totals	2038	LDA	Aggregate	Aggregate	Electricity	1574858.298	65908565.91	0	65908566	7484427.544	25446146	0	0	0	0	0	0	0
Statewide Totals	2038	LDA	Aggregate	Aggregate	Plug-in Hybrid	571920.87	23269548.12	9692437.43	13577111	2364892.798	4100692	0.071044555	0	0.295928663	0.366973217	0.006497768	0	0.002623036
Statewide Totals	2038	LDT1	Aggregate	Aggregate	Gasoline	1023974.328	35927223.96	35927223.96	0	4538422.783	0	1.458131655	0	1.099733051	2.557864706	0.030716468	0	0.006287576
Statewide Totals	2038	LDT1	Aggregate	Aggregate	Diesel	9.410006999	367.5613731	367.5613731	0	43.90835166	0	2.29723E-05	0	0	2.29723E-05	1.90729E-06	0	0
Statewide Totals	2038	LDT1	Aggregate	Aggregate	Electricity	20195.3035	881517.7173	0	881517.7	97577.43449	340338.6	0	0	0	0	0	0	0
Statewide Totals	2038	LDT1	Aggregate	Aggregate	Plug-in Hybrid	15603.88381	663870.5149	271058.8735	392811.6	64522.05957	118640.8	0.001991096	0	0.008062967	0.010054063	0.000151873	0	5.6817E-05
Statewide Totals	2038	LDT2	Aggregate	Aggregate	Gasoline	7377591.964	281715217.4	281715217.4	0	34100549.63	0	8.974388835	0	8.180650438	17.15503927	0.197785996	0	0.038084065
Statewide Totals	2038	LDT2	Aggregate	Aggregate	Diesel	27560.18272	1065748.966	1065748.966	0	128391.5607	0	0.036295945	0	0	0.036295945	0.004812756	0	0
Statewide Totals	2038	LDT2	Aggregate	Aggregate	Electricity	236008.9289	7052773.369	0	7052773	1137331.187	2722953	0	0	0	0	0	0	0
Statewide Totals	2038	LDT2	Aggregate	Aggregate	Plug-in Hybrid	173040.526	7025400.743	2894338.662	4131062	715522.5751	1247704	0.021243449	0	0.089497177	0.110740625	0.001762802	0	0.000696399
Statewide Totals	2038	LHDT1	Aggregate	Aggregate	Gasoline	408882.8113	14340023.85	14340023.85	0	6091744.653	0	0.66152899	0.012406327	3.044882359	3.718817676	0.017589275	0	0.000873947
Statewide Totals	2038	LHDT1	Aggregate	Aggregate	Diesel	296595.5032	10137259.55	10137259.55	0	3730798.313	0	6.252343273	0.425912352	0	6.678255625	0.22184183	0.008544661	0
Statewide Totals	2038	LHDT1	Aggregate	Aggregate	Electricity	214073.8382	10806846.27	0	10806846	2995609.721	6551505	0	0	0	0	0	0	0
Statewide Totals	2038	LHDT2	Aggregate	Aggregate	Gasoline	53439.57301	1805837.307	1805837.307	0	796170.0129	0	0.077954715	0.001525811	0.384607061	0.464087587	0.002057675	0	8.96719E-05
Statewide Totals	2038	LHDT2	Aggregate	Aggregate	Diesel	138648.0037	4649116.073	4649116.073	0	1744017.467	0	3.125576979	0.199285493	0	3.324862472	0.109583692	0.00399761	0
Statewide Totals	2038	LHDT2	Aggregate	Aggregate	Electricity	54913.62713	2663699.861	0	2663700	727380.3744	1598646	0	0	0	0	0	0	0
Statewide Totals	2038	MCY	Aggregate	Aggregate	Gasoline	736724.5726	4103673.811	4103673.811	0	1473449.145	0	2.223343364	0	0.142225392	2.365568756	0.009529498	0	0.005217051
Statewide Totals	2038	MDV	Aggregate	Aggregate	Gasoline	4389046.349	160289829.1	160289829.1	0	20033319.55	0	6.364010197	0	5.491924243	11.85593444	0.117911135	0	0.024052523
Statewide Totals	2038	MDV	Aggregate	Aggregate	Diesel	53624.21869	1875922.102	1875922.102	0	241647.6877	0	0.044747178	0	0	0.044747178	0.003937861	0	0
Statewide Totals	2038	MDV	Aggregate	Aggregate	Electricity	219403.8372	6495657.005	0	6495657	1054061.876	2507860	0	0	0	0	0	0	0
Statewide Totals	2038	MDV	Aggregate	Aggregate	Plug-in Hybrid	107965.0388	4279859.666	1766021.135	2513839	446435.4354	759254.2	0.012950086	0	0.055835514	0.068785601	0.001111453	0	0.000452959
Statewide Totals	2038	MH	Aggregate	Aggregate	Gasoline	50488.48562	518456.4512	518456.4512	0	5050.868101	0	0.07083988	0	0.002654716	0.073494596	0.000639328	0	1.76271E-06
Statewide Totals	2038	MH	Aggregate	Aggregate	Diesel	32693.16418	297675.0383	297675.0383	0	3269.316418	0	0.914551907	0	0	0.914551907	0.017119074	0	0
Statewide Totals	2038	MHDT	Aggregate	Aggregate	Gasoline	30950.66918	1513915.407	1513915.407	0	619260.9889	0	0.175241555	0.002302265	0.228545368	0.406089188	0.001913872	0	0.000298674
Statewide Totals	2038	MHDT	Aggregate	Aggregate	Diesel	259226.298	10486246.21	10486246.21	0	3120598.907	0	4.672307111	2.227787924	4.536003257	11.43609829	0.048362627	0.000997663	0
Statewide Totals	2038	MHDT	Aggregate	Aggregate	Electricity	125805.9478	6258987.596	0	6258988	1610914.384	6687885	0	0	0	0	0	0	0
Statewide Totals	2038	MHDT	Aggregate	Aggregate	Natural Gas	4110.023295	162627.3184	162627.3184	0	36828.567	0	0.012660923	0.029198689	0	0.041859612	0.000222374	9.96164E-05	0
Statewide Totals	2038	OBUS	Aggregate	Aggregate	Gasoline	7692.919125	250073.5406	250073.5406	0	153919.9258	0	0.070609678	0.000458542	0.062185759	0.133253979	0.000298501	0	4.73933E-05
Statewide Totals	2038	OBUS	Aggregate	Aggregate	Diesel	11685.02806	769361.7126	769361.7126	0	137958.3366	0	0.886285599	0.094045081	0.174509235	1.154839915	0.015460124	8.88841E-05	0
Statewide Totals	2038	OBUS	Aggregate	Aggregate	Electricity	2089.977785	150941.1083	0	150941.1	41816.27552	163285.2	0	0	0	0	0	0	0
Statewide Totals	2038	OBUS	Aggregate	Aggregate	Natural Gas	975.8619433	52032.41696	52032.41696	0	8685.171295	0	0.005251776	0.001618045	0	0.006869821	6.7522E-05	5.04727E-06	0
Statewide Totals	2038	SBUS	Aggregate	Aggregate	Gasoline	5835.367994	302846.8545	302846.8545	0	23341.47198	0	0.056924874	0.005162751	0.022851948	0.084939572	0.000337259	0	1.52575E-05
Statewide Totals	2038	SBUS	Aggregate	Aggregate	Diesel	14095.47969	293322.2738	293322.2738	0	204102.5459	0	0.371278199	0.164838744	0.148943369	0.685060312	0.002401404	6.65952E-05	0
Statewide Totals	2038	SBUS	Aggregate	Aggregate	Electricity	6110.541584	185798.7774	0	185798.8	77015.75591	203159.2	0	0	0	0	0	0	0
Statewide Totals	2038	SBUS	Aggregate	Aggregate	Natural Gas	5362.054526	111296.2872	111296.2872	0	77642.54954	0	0.059711541	0.030337878	0	0.09004942	0.000483579	8.66056E-05	0
Statewide Totals	2038	UBUS	Aggregate	Aggregate	Gasoline	1993.388646	178062.084	178062.084	0	7973.554585	0	0.013146117	0	0.003851561	0.016997678	0.00023151	0	2.33696E-06
Statewide Totals	2038	UBUS	Aggregate	Aggregate	Diesel	913.2036573	95389.71741	95389.71741	0	3652.814629	0	0.036669931	0	0	0.036669931	0.000707687	0	0
Statewide Totals	2038	UBUS	Aggregate	Aggregate	Electricity	11180.03969	1202037.985	0	1202038	44720.15877	2313018	0	0	0	0	0	0	0
Statewide Totals	2038	UBUS	Aggregate	Aggregate	Natural Gas	2581.234716	294702.911	294702.911	0	10324.93886	0	0.033726766	0	0	0.033726766	0.000312554	0	0
Statewide Totals	2039	HHDT	Aggregate	Aggregate	Gasoline	41.38491073	4847.819836	4847.819836	0	828.0292939	0	0.012702422	0	2.55855E-05	0.012728008	6.12934E-06	0	4.0852E-07
Statewide Totals	2039	HHDT	Aggregate	Aggregate	Diesel	375037.0582	54310648.99	54310648.99	0	6352021.641	0	77.59848234	27.92784088	18.13987991	123.6662031	1.547925273	0.011462015	0
Statewide Totals	2039	HHDT	Aggregate	Aggregate	Electricity	69871.49155	7619937.824	0	7619938	923922.8418	13893109	0	0	0	0	0	0	0
Statewide Totals	2039	HHDT	Aggregate	Aggregate	Natural Gas	20911.50742	1291710.741	1291710.741	0	155210.1132	0	0.50280182	0.187532302	0	0.690334123	0.002246078	0.000601537	0
Statewide Totals	2039	LDA	Aggregate	Aggregate	Gasoline	12539052.93	492024848.6	492024848.6	0	58240175.37	0	11.47902464	0	10.97555961	22.45458425	0.313930136	0	0.060710766
Statewide Totals	2039	LDA	Aggregate	Aggregate	Diesel	10841.69067	341745.5411	341745.5411	0	46609.59132	0	0.017227709	0	0	0.017227709	0.001003779	0	0
Statewide Totals	2039	LDA	Aggregate	Aggregate	Electricity	1606903.78	66772762.47	0	66772762	7621967.331	25779797	0	0	0	0	0	0	0
Statewide Totals	2039	LDA	Aggregate	Aggregate	Plug-in Hybrid	577006.6348	23355296.28	9683301.619	13671995	2385922.435	4129350	0.070970134	0	0.298570368	0.369540502	0.006214589	0	0.002534573
Statewide Totals	2039	LDT1	Aggregate	Aggregate	Gasoline	1013974.692	35688993.85	35688993.85	0	4504498.009	0	1.3220109	0	1.055913118	2.377924017	0.028542434	0	0.005852492
Statewide Totals	2039	LDT1	Aggregate	Aggregate	Diesel	9.662423124	374.7765241	374.7765241	0	45.00377669	0	2.16722E-05	0	0	2.16722E-05	1.90905E-06	0	0
Statewide Totals	2039	LDT1	Aggregate	Aggregate	Electricity	21381.56973	920961.1391	0	920961.1	102925.1605	355567	0	0	0	0	0	0	0
Statewide Totals	2039	LDT1	Aggregate	Aggregate	Plug-in Hybrid	16495.71957	692379.577	282534.672	409844.9	68209.8004	123785.4	0.002075153	0	0.008524148	0.010599301	0.000156486	0	5.93454E-05
Statewide Totals	2039	LDT2	Aggregate	Aggregate	Gasoline	7426167.784	282709067.5	282709067.5	0	34304574.05	0	8.676010405	0	8.145345265	16.82135567	0.189878564	0	0.036580354
Statewide Totals	2039	LDT2	Aggregate	Aggregate	Diesel	27830.23062	1071854.386	1071854.386	0	129505.4779	0	0.036272537	0	0	0.036272537	0.004839458	0	0
Statewide Totals	2039	LDT2	Aggregate	Aggregate	Electricity	247086.0304	7290954.787	0	7290955	1186399.461	2814910	0	0	0	0	0	0	0
Statewide Totals	2039	LDT2	Aggregate	Aggregate	Plug-in Hybrid	178818.3222	7190258.346	2955500.64	4234758	739413.7622	1279023	0.021689689	0	0.092489942	0.114179631	0.001753558	0	0.000700699
Statewide Totals	2039	LHDT1	Aggregate	Aggregate	Gasoline	398654.189	13892107.6	13892107.6	0	5939353.421	0	0.546649951	0.01193345	2.929060242	3.487643643	0.016911069	0	0.000831138
Statewide Totals	2039	LHDT1	Aggregate	Aggregate	Diesel	288004.5667	9792440.149	9792440.149	0	3622735.139	0	5.477835632	0.399506526	0	5.877342158	0.206512344	0.008307877	0
Statewide Totals	2039	LHDT1	Aggregate	Aggregate	Electricity	236417.3424	11669379.54	0	11669380	3308039.561	7076024	0	0	0	0	0	0	0
Statewide Totals	2039	LHDT2	Aggregate	Aggregate	Gasoline	51713.79841	1741171.547	1741171.547	0	770458.5427	0	0.067047819	0.001440839	0.36067362	0.429162279	0.001988682	0	8.4626E-05
Statewide Totals	2039	LHDT2	Aggregate	Aggregate	Diesel	135567.8455	4508629.603	4508629.603	0	1705272.952	0	2.885701292	0.189719849	0	3.07542114	0.104352359	0.00391123	0
Statewide Totals	2039	LHDT2	Aggregate	Aggregate	Electricity	60668.11548	2879739.494	0	2879739	803471.1006	1728449	0	0	0	0	0	0	0
Statewide Totals	2039	MCY	Aggregate	Aggregate	Gasoline	740735.1713	4106448.112	4106448.112	0	1481470.343	0	2.210359173	0	0.139259641	2.349618814	0.009575261	0	0.00527592
Statewide Totals	2039	MDV	Aggregate	Aggregate	Gasoline	4405016.633	160570782.2	160570782.2	0	20103409.19	0	6.045763579	0	5.433319326	11.4790829	0.112758594	0	0.022950893
Statewide Totals	2039	MDV	Aggregate	Aggregate	Diesel	52832.68104	1852099.677	1852099.677	0	238293.8858	0	0.039754948	0	0	0.039754948	0.003526386	0	0
Statewide Totals	2039	MDV	Aggregate	Aggregate	Electricity	228880.2509	6689326.664	0	6689327	1095476.934	2582632	0	0	0	0	0	0	0
Statewide Totals	2039	MDV	Aggregate	Aggregate	Plug-in Hybrid	111801.2144	4386634.618	1805906.983	2580728	462298.0217	779456.7	0.013241439	0	0.05782171	0.071063149	0.001105085	0	0.0004559

Region	Calendar Year	Vehicle Category	Model Year	Speed	Fuel	Population	Total VMT	CVMT	EVMT	Trips	Energy Consumption	NOx_RUNEX	NOx_IDLEX	NOx_STREX	NOx_TOTEX	PM2.5_RUNEX	PM2.5_IDLEX	PM2.5_STREX
Statewide Totals	2039	MH	Aggregate	Aggregate	Gasoline	49562.07815	512426.955	512426.955	0	4958.190298	0	0.066247127	0	0.002564057	0.068811184	0.000635894	0	1.74667E-06
Statewide Totals	2039	MH	Aggregate	Aggregate	Diesel	32346.17826	295076.2186	295076.2186	0	3234.617826	0	0.877571893	0	0	0.877571893	0.015767556	0	0
Statewide Totals	2039	MHDT	Aggregate	Aggregate	Gasoline	29744.18318	1445275.215	1445275.215	0	595121.6171	0	0.157123144	0.002169357	0.219060518	0.378353018	0.001833574	0	0.00028849
Statewide Totals	2039	MHDT	Aggregate	Aggregate	Diesel	254277.063	10340344.53	10340344.53	0	3063046.708	0	4.390918582	2.132434266	4.373829939	10.89718279	0.046488942	0.000920688	0
Statewide Totals	2039	MHDT	Aggregate	Aggregate	Electricity	138879.3623	6831158.27	0	6831158	1778314.951	7298136	0	0	0	0	0	0	0
Statewide Totals	2039	MHDT	Aggregate	Aggregate	Natural Gas	4059.470707	160463.6092	160463.6092	0	36440.18331	0	0.012204458	0.028783015	0	0.040987474	0.000220895	9.90923E-05	0
Statewide Totals	2039	OBUS	Aggregate	Aggregate	Gasoline	7431.581865	237239.4728	237239.4728	0	148691.09	0	0.064986455	0.000439784	0.057909588	0.123335827	0.000283524	0	4.54738E-05
Statewide Totals	2039	OBUS	Aggregate	Aggregate	Diesel	11731.18429	772398.105	772398.105	0	138298.8248	0	0.856566019	0.089690528	0.169847883	1.11610443	0.014780755	8.47766E-05	0
Statewide Totals	2039	OBUS	Aggregate	Aggregate	Electricity	2269.209139	161163.0456	0	161163	45402.33645	174350.3	0	0	0	0	0	0	0
Statewide Totals	2039	OBUS	Aggregate	Aggregate	Natural Gas	986.7014186	52362.15787	52362.15787	0	8781.642626	0	0.005182129	0.001634001	0	0.006816131	6.84777E-05	5.15142E-06	0
Statewide Totals	2039	SBUS	Aggregate	Aggregate	Gasoline	5601.113414	290302.2114	290302.2114	0	22404.45365	0	0.054274673	0.004887106	0.022144629	0.081306409	0.000336466	0	1.52925E-05
Statewide Totals	2039	SBUS	Aggregate	Aggregate	Diesel	13653.40458	282650.3042	282650.3042	0	197701.2983	0	0.307190816	0.145813361	0.146903317	0.599907493	0.001997163	5.3768E-05	0
Statewide Totals	2039	SBUS	Aggregate	Aggregate	Electricity	6758.419058	204675.1032	0	204675.1	85198.90955	223790.4	0	0	0	0	0	0	0
Statewide Totals	2039	SBUS	Aggregate	Aggregate	Natural Gas	5289.708502	108730.3605	108730.3605	0	76594.97911	0	0.056258523	0.029883174	0	0.086141697	0.000472408	8.65195E-05	0
Statewide Totals	2039	UBUS	Aggregate	Aggregate	Gasoline	1888.700602	169131.3601	169131.3601	0	7554.802407	0	0.007920651	0	0.003101014	0.011021664	0.000211244	0	1.72485E-06
Statewide Totals	2039	UBUS	Aggregate	Aggregate	Diesel	692.5845141	72789.47327	72789.47327	0	2770.338057	0	0.029055743	0	0	0.029055743	0.000573248	0	0
Statewide Totals	2039	UBUS	Aggregate	Aggregate	Electricity	12374.77178	1334230.296	0	1334230	49499.08713	2568222	0	0	0	0	0	0	0
Statewide Totals	2039	UBUS	Aggregate	Aggregate	Natural Gas	2062.712787	234850.0282	234850.0282	0	8250.851147	0	0.027428843	0	0	0.027428843	0.0002661	0	0
Statewide Totals	2040	HHDT	Aggregate	Aggregate	Gasoline	39.87658314	4658.980429	4658.980429	0	797.8506755	0	0.011889652	0	5.57747E-05	0.011945427	5.91574E-06	0	3.96962E-07
Statewide Totals	2040	HHDT	Aggregate	Aggregate	Diesel	380017.2616	55464868.77	55464868.77	0	6468131.883	0	78.59107227	28.44928442	18.34308748	125.3834442	1.577876219	0.011661937	0
Statewide Totals	2040	HHDT	Aggregate	Aggregate	Electricity	75911.51743	8153464.859	0	8153465	997545.7824	14866687	0	0	0	0	0	0	0
Statewide Totals	2040	HHDT	Aggregate	Aggregate	Natural Gas	20706.72479	1280367.579	1280367.579	0	154498.1834	0	0.469990769	0.185901569	0	0.655892338	0.002215722	0.000607775	0
Statewide Totals	2040	LDA	Aggregate	Aggregate	Gasoline	12570406.38	492838889.3	492838889.3	0	58404643.64	0	11.28957465	0	10.86771462	22.15728927	0.301987282	0	0.058145357
Statewide Totals	2040	LDA	Aggregate	Aggregate	Diesel	10264.84018	329214.8806	329214.8806	0	44360.78183	0	0.014804528	0	0	0.014804528	0.000855424	0	0
Statewide Totals	2040	LDA	Aggregate	Aggregate	Electricity	1635560.596	67512037.71	0	67512038	7744337.18	26065219	0	0	0	0	0	0	0
Statewide Totals	2040	LDA	Aggregate	Aggregate	Plug-in Hybrid	581462.5896	23424598.33	9674382.15	13750216	2404347.808	4152975	0.070897751	0	0.300885146	0.371782896	0.005971494	0	0.002453994
Statewide Totals	2040	LDT1	Aggregate	Aggregate	Gasoline	1005802.051	35490910.75	35490910.75	0	4477502.484	0	1.208173209	0	1.018282082	2.226455291	0.02666798	0	0.005473667
Statewide Totals	2040	LDT1	Aggregate	Aggregate	Diesel	9.902470009	381.2667887	381.2667887	0	46.02657448	0	2.06635E-05	0	0	2.06635E-05	1.91518E-06	0	0
Statewide Totals	2040	LDT1	Aggregate	Aggregate	Electricity	22508.21841	956755.9176	0	956755.9	107948.5523	369386.7	0	0	0	0	0	0	0
Statewide Totals	2040	LDT1	Aggregate	Aggregate	Plug-in Hybrid	17339.95701	718325.932	292975.3406	425350.6	71700.72225	128468.6	0.002151596	0	0.008960742	0.011112338	0.000160642	0	6.17171E-05
Statewide Totals	2040	LDT2	Aggregate	Aggregate	Gasoline	7472298.254	283619292.3	283619292.3	0	34499622.52	0	8.423501004	0	8.122741233	16.54624224	0.182993466	0	0.035262278
Statewide Totals	2040	LDT2	Aggregate	Aggregate	Diesel	28086.32714	1077357.395	1077357.395	0	130556.1595	0	0.036258334	0	0	0.036258334	0.004863872	0	0
Statewide Totals	2040	LDT2	Aggregate	Aggregate	Electricity	257246.9705	7500005.489	0	7500005	1230977.144	2895621	0	0	0	0	0	0	0
Statewide Totals	2040	LDT2	Aggregate	Aggregate	Plug-in Hybrid	184048.5696	7333967.935	3008697.304	4325271	761040.8354	1306361	0.022077496	0	0.095199678	0.117277174	0.001744328	0	0.000703949
Statewide Totals	2040	LHDT1	Aggregate	Aggregate	Gasoline	387594.0663	13460711.53	13460711.53	0	5774574.073	0	0.44120201	0.011435024	2.80674641	3.259383445	0.016246651	0	0.000779132
Statewide Totals	2040	LHDT1	Aggregate	Aggregate	Diesel	279651.4788	9471571.84	9471571.84	0	3517663.801	0	4.800894111	0.374634466	0	5.175528577	0.192329208	0.008076732	0
Statewide Totals	2040	LHDT1	Aggregate	Aggregate	Electricity	258120.3751	12468150.93	0	12468151	3611406.816	7562019	0	0	0	0	0	0	0
Statewide Totals	2040	LHDT2	Aggregate	Aggregate	Gasoline	50076.47354	1682114.544	1682114.544	0	746064.8417	0	0.058215653	0.001361481	0.338192672	0.397769806	0.00192769	0	8.01139E-05
Statewide Totals	2040	LHDT2	Aggregate	Aggregate	Diesel	132779.3852	4382017.759	4382017.759	0	1670197.63	0	2.678588793	0.181417904	0	2.860006697	0.100017846	0.003832638	0
Statewide Totals	2040	LHDT2	Aggregate	Aggregate	Electricity	66268.20267	3080586.502	0	3080587	877501.6627	1849156	0	0	0	0	0	0	0
Statewide Totals	2040	MCY	Aggregate	Aggregate	Gasoline	744784.8728	4109040.061	4109040.061	0	1489569.746	0	2.198444431	0	0.136686005	2.335130436	0.009615679	0	0.005330554
Statewide Totals	2040	MDV	Aggregate	Aggregate	Gasoline	4421312.323	160839364.4	160839364.4	0	20174022.4	0	5.78523771	0	5.39055724	11.17579495	0.108084012	0	0.021929121
Statewide Totals	2040	MDV	Aggregate	Aggregate	Diesel	52182.28044	1832197.581	1832197.581	0	235517.1529	0	0.03652118	0	0	0.03652118	0.003197411	0	0
Statewide Totals	2040	MDV	Aggregate	Aggregate	Electricity	237628.5882	6859905.59	0	6859906	1133316.586	2648490	0	0	0	0	0	0	0
Statewide Totals	2040	MDV	Aggregate	Aggregate	Plug-in Hybrid	115325.3151	4480983.302	1841072.3	2639911	476870.178	797331.8	0.013498157	0	0.059646546	0.073144703	0.001098446	0	0.000458036
Statewide Totals	2040	MH	Aggregate	Aggregate	Gasoline	48713.73506	506893.1693	506893.1693	0	4873.322055	0	0.062295759	0	0.002472555	0.064768314	0.000633086	0	1.7345E-06
Statewide Totals	2040	MH	Aggregate	Aggregate	Diesel	32038.80372	292746.535	292746.535	0	3203.880372	0	0.844182888	0	0	0.844182888	0.014486697	0	0
Statewide Totals	2040	MHDT	Aggregate	Aggregate	Gasoline	28631.57938	1383265.692	1383265.692	0	572860.6403	0	0.142151304	0.002047899	0.208972699	0.353171902	0.001760977	0	0.000279283
Statewide Totals	2040	MHDT	Aggregate	Aggregate	Diesel	249717.2653	10214210.29	10214210.29	0	3010471.876	0	4.136071269	2.04463756	4.222693874	10.4034027	0.044783017	0.000849852	0
Statewide Totals	2040	MHDT	Aggregate	Aggregate	Electricity	151920.9148	7387000.367	0	7387000	1945014.288	7890755	0	0	0	0	0	0	0
Statewide Totals	2040	MHDT	Aggregate	Aggregate	Natural Gas	4005.752256	158366.8663	158366.8663	0	36033.50438	0	0.011781156	0.028345131	0	0.040126286	0.000219313	9.83803E-05	0
Statewide Totals	2040	OBUS	Aggregate	Aggregate	Gasoline	7186.576161	225978.8631	225978.8631	0	143789.0158	0	0.060379417	0.000422191	0.055273495	0.116075103	0.000269735	0	4.3588E-05
Statewide Totals	2040	OBUS	Aggregate	Aggregate	Diesel	11786.849	775394.0674	775394.0674	0	138787.633	0	0.827984589	0.085772338	0.165753087	1.079510013	0.014049834	8.03521E-05	0
Statewide Totals	2040	OBUS	Aggregate	Aggregate	Electricity	2438.896359	170331.3216	0	170331.3	48797.43834	184276.3	0	0	0	0	0	0	0
Statewide Totals	2040	OBUS	Aggregate	Aggregate	Natural Gas	997.7402232	52650.26614	52650.26614	0	8879.887987	0	0.005137648	0.001650743	0	0.006788391	6.9225E-05	5.24575E-06	0
Statewide Totals	2040	SBUS	Aggregate	Aggregate	Gasoline	5324.018579	275599.6902	275599.6902	0	21296.07431	0	0.05044067	0.004567605	0.020916895	0.075925169	0.000334694	0	1.52884E-05
Statewide Totals	2040	SBUS	Aggregate	Aggregate	Diesel	13217.7208	272312.9311	272312.9311	0	191392.5972	0	0.253418217	0.129745667	0.143916796	0.52708068	0.001667497	4.44809E-05	0
Statewide Totals	2040	SBUS	Aggregate	Aggregate	Electricity	7420.964867	223717.9361	0	223717.9	93584.15735	244608.8	0	0	0	0	0	0	0
Statewide Totals	2040	SBUS	Aggregate	Aggregate	Natural Gas	5183.321519	105687.8665	105687.8665	0	75054.4956	0	0.052369989	0.029230039	0	0.081600027	0.000459142	8.60227E-05	0
Statewide Totals	2040	UBUS	Aggregate	Aggregate	Gasoline	1778.492888	162429.5009	162429.5009	0	7113.971553	0	0.003339625	0	0.002278846	0.00561847	0.000195776	0	1.08712E-06
Statewide Totals	2040	UBUS	Aggregate	Aggregate	Diesel	554.9125393	58293.98038	58293.98038	0	2219.650157	0	0.022904728	0	0	0.022904728	0.000464627	0	0
Statewide Totals	2040	UBUS	Aggregate	Aggregate	Electricity	13356.35999	1438022.127	0	1438022	53425.43995	2770884	0	0	0	0	0	0	0
Statewide Totals	2040	UBUS	Aggregate	Aggregate	Natural Gas	1679.649513	193040.2454	193040.2454	0	6718.598054	0	0.023173543	0	0	0.023173543	0.00023468	0	0
Statewide Totals	2041	HHDT	Aggregate	Aggregate	Gasoline	38.40186416	4481.503852	4481.503852	0	768.344498	0	0.011148779	0	0.000102011	0.01125079	5.70814E-06	0	3.84973E-07
Statewide Totals	2041	HHDT	Aggregate	Aggregate	Diesel	385543.9847	56691481.57	56691481.57	0	6594813.147	0	79.73178276	29.0317594	18.5744136	127.3379557	1.609999291	0.011889005	0
Statewide Totals	2041	HHDT	Aggregate	Aggregate	Electricity	81913.81233	8666517.529	0	8666518	1070376.728	15802944	0	0	0	0	0	0	0
Statewide Totals	2041	HHDT	Aggregate	Aggregate	Natural Gas	20503.16354	1269154.452	1269154.452	0	153826.1637	0	0.438853928	0.184571487	0	0.623425416	0.002178772	0.0006136	0
Statewide Totals	2041	LDA	Aggregate	Aggregate	Gasoline	12607993.74	493685636.8	493685636.8	0	58591150.59	0	11.1232142	0	10.76943889	21.89265309	0.292174119	0	0.056053989
Statewide Totals	2041	LDA	Aggregate	Aggregate	Diesel	9820.290561	319813.3532	319813.3532	0	42638.07989	0	0.012958809	0	0	0.012958809	0.000741195	0	0
Statewide Totals	2041	LDA	Aggregate	Aggregate	Electricity	1661159.139	68140176.49	0	68140176	7853140.257	26307732	0	0	0	0	0	0	0

Region	Calendar Year	Vehicle Category	Model Year	Speed	Fuel	Population	Total VMT	CVMT	EVMT	Trips	Energy Consumption	NOx_RUNEX	NOx_IDLEX	NOx_STREX	NOx_TOTEX	PM2.5_RUNEX	PM2.5_IDLEX	PM2.5_STREX
Statewide Totals	2041	LDA	Aggregate	Aggregate	Plug-in Hybrid	585406.3729	23480451.9	9666383.712	13814068	2420655.352	4172260	0.070745173	0	0.302933989	0.373679162	0.005757648	0	0.002382227
Statewide Totals	2041	LDT1	Aggregate	Aggregate	Gasoline	998776.3449	35320741.8	35320741.8	0	4455256.023	0	1.106296985	0	0.982131031	2.088428016	0.02534622	0	0.00517729
Statewide Totals	2041	LDT1	Aggregate	Aggregate	Diesel	10.12152433	386.9878607	386.9878607	0	46.95362313	0	1.97275E-05	0	0	1.97275E-05	1.91892E-06	0	0
Statewide Totals	2041	LDT1	Aggregate	Aggregate	Electricity	23576.37835	989077.2832	0	989077.3	112655.7939	381865.5	0	0	0	0	0	0	0
Statewide Totals	2041	LDT1	Aggregate	Aggregate	Plug-in Hybrid	18135.31193	741807.2287	302421.4785	439385.8	74989.51483	132707.6	0.002218208	0	0.00937208	0.011590288	0.000164129	0	6.39255E-05
Statewide Totals	2041	LDT2	Aggregate	Aggregate	Gasoline	7516536.556	284435079	284435079	0	34685783.84	0	8.196577148	0	8.10066958	16.29724673	0.177436347	0	0.034192543
Statewide Totals	2041	LDT2	Aggregate	Aggregate	Diesel	28322.1172	1082122.131	1082122.131	0	131519.616	0	0.036178974	0	0	0.036178974	0.004880814	0	0
Statewide Totals	2041	LDT2	Aggregate	Aggregate	Electricity	266473.0588	7681227.459	0	7681227	1271078.683	2965588	0	0	0	0	0	0	0
Statewide Totals	2041	LDT2	Aggregate	Aggregate	Plug-in Hybrid	188756.4041	7458119.862	3054658.065	4403462	780507.7312	1329777	0.022388154	0	0.09763939	0.120027543	0.001733338	0	0.000706442
Statewide Totals	2041	LHDT1	Aggregate	Aggregate	Gasoline	377472.9039	13069299.26	13069299.26	0	5623783.833	0	0.405352497	0.010985696	2.69133308	3.107671273	0.015775906	0	0.000742848
Statewide Totals	2041	LHDT1	Aggregate	Aggregate	Diesel	271712.2987	9175711.886	9175711.886	0	3417798.904	0	4.209087657	0.351794309	0	4.560881966	0.180284563	0.007855835	0
Statewide Totals	2041	LHDT1	Aggregate	Aggregate	Electricity	279117.71	13206410.62	0	13206411	3904799.514	8011420	0	0	0	0	0	0	0
Statewide Totals	2041	LHDT2	Aggregate	Aggregate	Gasoline	48557.84238	1628328.296	1628328.296	0	723439.5003	0	0.052706257	0.001289302	0.317769437	0.371764996	0.001876743	0	7.66627E-05
Statewide Totals	2041	LHDT2	Aggregate	Aggregate	Diesel	130106.2984	4265131.167	4265131.167	0	1636573.56	0	2.48432292	0.173817558	0	2.658140479	0.096468025	0.003756968	0
Statewide Totals	2041	LHDT2	Aggregate	Aggregate	Electricity	71701.02934	3267050.976	0	3267051	949306.5605	1961250	0	0	0	0	0	0	0
Statewide Totals	2041	MCY	Aggregate	Aggregate	Gasoline	748607.0001	4111167.779	4111167.779	0	1497214	0	2.186916171	0	0.134070364	2.320986535	0.009635545	0	0.005377591
Statewide Totals	2041	MDV	Aggregate	Aggregate	Gasoline	4439114.185	161110283.8	161110283.8	0	20248593.15	0	5.608355006	0	5.357673166	10.96602817	0.104476429	0	0.021176481
Statewide Totals	2041	MDV	Aggregate	Aggregate	Diesel	51650.72903	1816042.347	1816042.347	0	233277.0065	0	0.033969387	0	0	0.033969387	0.002920869	0	0
Statewide Totals	2041	MDV	Aggregate	Aggregate	Electricity	245679.1933	7009301.533	0	7009302	1167784.75	2706169	0	0	0	0	0	0	0
Statewide Totals	2041	MDV	Aggregate	Aggregate	Plug-in Hybrid	118563.5504	4564137.696	1872048.73	2692089	490260.281	813091.1	0.013708866	0	0.061323559	0.075032425	0.001090527	0	0.00045965
Statewide Totals	2041	MH	Aggregate	Aggregate	Gasoline	48033.5126	502319.2936	502319.2936	0	4805.272601	0	0.059526881	0	0.002387751	0.061914632	0.00063124	0	1.72803E-06
Statewide Totals	2041	MH	Aggregate	Aggregate	Diesel	31737.20782	290498.1529	290498.1529	0	3173.720782	0	0.813268087	0	0	0.813268087	0.013247494	0	0
Statewide Totals	2041	MHDT	Aggregate	Aggregate	Gasoline	27577.65294	1327086.097	1327086.097	0	551773.68	0	0.12882608	0.00193514	0.198764163	0.329525383	0.001694464	0	0.000270622
Statewide Totals	2041	MHDT	Aggregate	Aggregate	Diesel	245695.9703	10105528.88	10105528.88	0	2964607.385	0	3.912316631	1.966975731	4.08466829	9.963960652	0.043345925	0.000796742	0
Statewide Totals	2041	MHDT	Aggregate	Aggregate	Electricity	164935.6123	7929344.912	0	7929345	2111030.251	8468715	0	0	0	0	0	0	0
Statewide Totals	2041	MHDT	Aggregate	Aggregate	Natural Gas	3950.846766	156314.2078	156314.2078	0	35627.61517	0	0.011372899	0.027894831	0	0.03926773	0.000217761	9.76004E-05	0
Statewide Totals	2041	OBUS	Aggregate	Aggregate	Gasoline	6976.769422	216478.7677	216478.7677	0	139591.2026	0	0.057323253	0.000407076	0.053225822	0.110956151	0.00025875	0	4.22854E-05
Statewide Totals	2041	OBUS	Aggregate	Aggregate	Diesel	11852.56311	778398.0709	778398.0709	0	139392.109	0	0.804806274	0.082359144	0.162342433	1.049507852	0.013391804	7.65028E-05	0
Statewide Totals	2041	OBUS	Aggregate	Aggregate	Electricity	2598.715434	178497.3348	0	178497.3	51995.09841	193118.9	0	0	0	0	0	0	0
Statewide Totals	2041	OBUS	Aggregate	Aggregate	Natural Gas	1007.806114	52857.76945	52857.76945	0	8969.474416	0	0.005106367	0.001666192	0	0.00677256	6.97731E-05	5.32741E-06	0
Statewide Totals	2041	SBUS	Aggregate	Aggregate	Gasoline	4986.020532	257901.0472	257901.0472	0	19944.08213	0	0.044943282	0.004185244	0.018710444	0.06783897	0.000331628	0	1.52332E-05
Statewide Totals	2041	SBUS	Aggregate	Aggregate	Diesel	12780.59891	262261.1546	262261.1546	0	185063.0723	0	0.208043146	0.11639268	0.139782645	0.464218471	0.001402687	3.81331E-05	0
Statewide Totals	2041	SBUS	Aggregate	Aggregate	Electricity	8094.398564	242834.9479	0	242834.9	102117.4348	265510.1	0	0	0	0	0	0	0
Statewide Totals	2041	SBUS	Aggregate	Aggregate	Natural Gas	5043.698936	102304.3777	102304.3777	0	73032.76059	0	0.048236506	0.028383359	0	0.076619865	0.000444403	8.51203E-05	0
Statewide Totals	2041	UBUS	Aggregate	Aggregate	Gasoline	1806.47286	165771.9901	165771.9901	0	7225.89144	0	0.00326134	0	0.002266532	0.005527873	0.000199485	0	1.09186E-06
Statewide Totals	2041	UBUS	Aggregate	Aggregate	Diesel	448.9299724	47826.57688	47826.57688	0	1795.719889	0	0.01891994	0	0	0.01891994	0.000397012	0	0
Statewide Totals	2041	UBUS	Aggregate	Aggregate	Electricity	14030.61362	1512012.563	0	1512013	56122.45448	2915178	0	0	0	0	0	0	0
Statewide Totals	2041	UBUS	Aggregate	Aggregate	Natural Gas	1433.936312	166952.0676	166952.0676	0	5735.745246	0	0.020529462	0	0	0.020529462	0.000243911	0	0
Statewide Totals	2042	HHDT	Aggregate	Aggregate	Gasoline	36.97258795	4319.704493	4319.704493	0	739.7475398	0	0.010388137	0	0.000167459	0.010555596	5.51537E-06	0	3.73112E-07
Statewide Totals	2042	HHDT	Aggregate	Aggregate	Diesel	391633.969	57995762.61	57995762.61	0	6731646.553	0	81.05346802	29.67175305	18.83678571	129.5620068	1.64480436	0.012142778	0
Statewide Totals	2042	HHDT	Aggregate	Aggregate	Electricity	87803.22059	9155182.257	0	9155182	1141565.476	16694771	0	0	0	0	0	0	0
Statewide Totals	2042	HHDT	Aggregate	Aggregate	Natural Gas	20308.23093	1258460.494	1258460.494	0	153288.7163	0	0.409340284	0.183699581	0	0.593039864	0.002137594	0.000619716	0
Statewide Totals	2042	LDA	Aggregate	Aggregate	Gasoline	12646467.12	494580637.5	494580637.5	0	58783068.72	0	10.98641531	0	10.68151859	21.6679339	0.284465337	0	0.054249953
Statewide Totals	2042	LDA	Aggregate	Aggregate	Diesel	9481.288587	312813.3409	312813.3409	0	41332.57061	0	0.011461438	0	0	0.011461438	0.00065181	0	0
Statewide Totals	2042	LDA	Aggregate	Aggregate	Electricity	1684037.683	68682141.85	0	68682142	7949978.077	26516975	0	0	0	0	0	0	0
Statewide Totals	2042	LDA	Aggregate	Aggregate	Plug-in Hybrid	588943.249	23529554.48	9661372.71	13868182	2435280.335	4188604	0.070702003	0	0.304771429	0.375473432	0.005588047	0	0.002319697
Statewide Totals	2042	LDT1	Aggregate	Aggregate	Gasoline	992033.0267	35170081.12	35170081.12	0	4435127.962	0	1.020727787	0	0.949028601	1.969756388	0.024190482	0	0.00490439
Statewide Totals	2042	LDT1	Aggregate	Aggregate	Diesel	10.32470631	392.0991119	392.0991119	0	47.80188482	0	1.89891E-05	0	0	1.89891E-05	1.92575E-06	0	0
Statewide Totals	2042	LDT1	Aggregate	Aggregate	Electricity	24581.39869	1018199.85	0	1018200	117037.3924	393109.2	0	0	0	0	0	0	0
Statewide Totals	2042	LDT1	Aggregate	Aggregate	Plug-in Hybrid	18881.22793	763065.7238	310971.5016	452094.2	78073.87748	136545.9	0.002280678	0	0.009757868	0.012038545	0.000167449	0	6.59739E-05
Statewide Totals	2042	LDT2	Aggregate	Aggregate	Gasoline	7554641.608	285142473.8	285142473.8	0	34851809.85	0	7.944920194	0	8.062978173	16.00789837	0.172785753	0	0.033224153
Statewide Totals	2042	LDT2	Aggregate	Aggregate	Diesel	28539.1402	1086387.355	1086387.355	0	132403.8883	0	0.036153837	0	0	0.036153837	0.004899267	0	0
Statewide Totals	2042	LDT2	Aggregate	Aggregate	Electricity	274800.129	7838140.638	0	7838141	1306942.574	3026169	0	0	0	0	0	0	0
Statewide Totals	2042	LDT2	Aggregate	Aggregate	Plug-in Hybrid	192995.575	7566282.42	3094867.786	4471415	798036.7027	1350500	0.022680413	0	0.099836735	0.122517148	0.001725808	0	0.000708493
Statewide Totals	2042	LHDT1	Aggregate	Aggregate	Gasoline	367453.1344	12705249.08	12705249.08	0	5474504.197	0	0.371026236	0.010551931	2.581766444	2.963344611	0.01532071	0	0.000703266
Statewide Totals	2042	LHDT1	Aggregate	Aggregate	Diesel	263854.0764	8898710.576	8898710.576	0	3318952.353	0	3.679672836	0.329977272	0	4.009650108	0.168732682	0.007636783	0
Statewide Totals	2042	LHDT1	Aggregate	Aggregate	Electricity	299342.4344	13888890.52	0	13888891	4187272.776	8427072	0	0	0	0	0	0	0
Statewide Totals	2042	LHDT2	Aggregate	Aggregate	Gasoline	47131.94764	1579377.901	1579377.901	0	702195.7932	0	0.047973962	0.001223268	0.299545779	0.348743009	0.001829046	0	7.32586E-05
Statewide Totals	2042	LHDT2	Aggregate	Aggregate	Diesel	127621.2938	4158779.212	4158779.212	0	1605315.329	0	2.313760002	0.167065605	0	2.480825607	0.093354714	0.00368639	0
Statewide Totals	2042	LHDT2	Aggregate	Aggregate	Electricity	76951.02225	3440283.892	0	3440284	1018688.726	2065425	0	0	0	0	0	0	0
Statewide Totals	2042	MCY	Aggregate	Aggregate	Gasoline	752717.3531	4113762.613	4113762.613	0	1505434.706	0	2.177406713	0	0.131764138	2.30917085	0.009667312	0	0.005424391
Statewide Totals	2042	MDV	Aggregate	Aggregate	Gasoline	4456273.985	161381019.3	161381019.3	0	20321420.07	0	5.433008791	0	5.32481676	10.75782555	0.101397222	0	0.020483631
Statewide Totals	2042	MDV	Aggregate	Aggregate	Diesel	51253.65	1803781.516	1803781.516	0	231610.8266	0	0.03198805	0	0	0.03198805	0.002695723	0	0
Statewide Totals	2042	MDV	Aggregate	Aggregate	Electricity	253057.9798	7140413.365	0	7140413	1199062.093	2756789	0	0	0	0	0	0	0
Statewide Totals	2042	MDV	Aggregate	Aggregate	Plug-in Hybrid	121518.7169	4637488.563	1899387.031	2738102	502479.8945	826988.3	0.013907917	0	0.062854118	0.076762036	0.001084502	0	0.000460827
Statewide Totals	2042	MH	Aggregate	Aggregate	Gasoline	47385.84938	498105.8775	498105.8775	0	4740.480372	0	0.066224013	0	0.002239331	0.068463344	0.000629652	0	1.72133E-06
Statewide Totals	2042	MH	Aggregate	Aggregate	Diesel	31432.94151	288319.1633	288319.1633	0	3143.294151	0	0.784751269	0	0	0.784751269	0.01206232	0	0
Statewide Totals	2042	MHDT	Aggregate	Aggregate	Gasoline	26599.27108	1276793.018	1276793.018	0	532198.2157	0	0.117720899	0.001831607	0.188684369	0.308236874	0.001636629	0	0.000262922
Statewide Totals	2042	MHDT	Aggregate	Aggregate	Diesel	242148.917	10015200.45	10015200.45	0	2924708.976	0	3.701704503	1.897666791	3.960647582	9.560018877	0.042003076	0.000747129	0
Statewide Totals	2042	MHDT	Aggregate	Aggregate	Electricity	177884.4208	8457779.355	0	8457779	2275858.676	9031661	0	0	0	0	0	0	0

Region	Calendar Year	Vehicle Category	Model Year	Speed	Fuel	Population	Total VMT	CVMT	EVMT	Trips	Energy Consumption	NOx_RUNEX	NOx_IDLEX	NOx_STREX	NOx_TOTEX	PM2.5_RUNEX	PM2.5_IDLEX	PM2.5_STREX
Statewide Totals	2042	MHDT	Aggregate	Aggregate	Natural Gas	3894.452168	154321.294	154321.294	0	35213.69596	0	0.010997659	0.02743593	0	0.038433589	0.000216126	9.6683E-05	0
Statewide Totals	2042	OBUS	Aggregate	Aggregate	Gasoline	6748.337529	207908.3801	207908.3801	0	135020.7373	0	0.054802975	0.000391143	0.05203355	0.107227667	0.000246768	0	4.04808E-05
Statewide Totals	2042	OBUS	Aggregate	Aggregate	Diesel	11920.55341	781265.2622	781265.2622	0	140067.9953	0	0.780154969	0.079307793	0.15942146	1.018884222	0.012628371	7.15681E-05	0
Statewide Totals	2042	OBUS	Aggregate	Aggregate	Electricity	2748.871448	185762.8601	0	185762.9	54999.41993	200988	0	0	0	0	0	0	0
Statewide Totals	2042	OBUS	Aggregate	Aggregate	Natural Gas	1019.127809	53111.8947	53111.8947	0	9070.237503	0	0.005097196	0.001683988	0	0.006781183	7.02982E-05	5.40927E-06	0
Statewide Totals	2042	SBUS	Aggregate	Aggregate	Gasoline	4760.949161	245925.0051	245925.0051	0	19043.79665	0	0.04099821	0.003918267	0.01716801	0.062084487	0.000328635	0	1.51626E-05
Statewide Totals	2042	SBUS	Aggregate	Aggregate	Diesel	12340.6852	252544.2836	252544.2836	0	178693.1217	0	0.170677375	0.105410167	0.134479187	0.410566729	0.001195058	3.39933E-05	0
Statewide Totals	2042	SBUS	Aggregate	Aggregate	Electricity	8779.68228	262028.7502	0	262028.8	110813.4265	286501.9	0	0	0	0	0	0	0
Statewide Totals	2042	SBUS	Aggregate	Aggregate	Natural Gas	4872.080728	98534.95074	98534.95074	0	70547.72893	0	0.043749505	0.027350157	0	0.071099661	0.000427952	8.38322E-05	0
Statewide Totals	2042	UBUS	Aggregate	Aggregate	Gasoline	1836.66888	169161.608	169161.608	0	7346.675521	0	0.003269667	0	0.002298515	0.005568183	0.000203274	0	1.10693E-06
Statewide Totals	2042	UBUS	Aggregate	Aggregate	Diesel	360.8858604	37233.61099	37233.61099	0	1443.543442	0	0.013866266	0	0	0.013866266	0.000285465	0	0
Statewide Totals	2042	UBUS	Aggregate	Aggregate	Electricity	14746.95332	1595538.09	0	1595538	58987.8133	3079208	0	0	0	0	0	0	0
Statewide Totals	2042	UBUS	Aggregate	Aggregate	Natural Gas	1125.856403	131395.8252	131395.8252	0	4503.425611	0	0.016464661	0	0	0.016464661	0.000229974	0	0
Statewide Totals	2043	HHDT	Aggregate	Aggregate	Gasoline	35.78122637	4179.018748	4179.018748	0	715.9107772	0	0.009889008	0	0.000250231	0.010139239	5.34688E-06	0	3.63082E-07
Statewide Totals	2043	HHDT	Aggregate	Aggregate	Diesel	398293.6086	59377495.29	59377495.29	0	6878844.7	0	82.52396956	30.36685805	19.1335284	132.024356	1.682432985	0.012421919	0
Statewide Totals	2043	HHDT	Aggregate	Aggregate	Electricity	93573.17287	9620637.272	0	9620637	1211065.931	17544277	0	0	0	0	0	0	0
Statewide Totals	2043	HHDT	Aggregate	Aggregate	Natural Gas	20129.6555	1249070.193	1249070.193	0	152914.6575	0	0.382867555	0.183230273	0	0.566097829	0.002098622	0.000625991	0
Statewide Totals	2043	LDA	Aggregate	Aggregate	Gasoline	12686000.79	495453189.6	495453189.6	0	58978985.47	0	10.88083807	0	10.6085191	21.48935717	0.278179361	0	0.052726242
Statewide Totals	2043	LDA	Aggregate	Aggregate	Diesel	9199.551734	307428.3899	307428.3899	0	40281.56094	0	0.009990127	0	0	0.009990127	0.000573811	0	0
Statewide Totals	2043	LDA	Aggregate	Aggregate	Electricity	1704509.774	69144188.03	0	69144188	8036307.695	26695363	0	0	0	0	0	0	0
Statewide Totals	2043	LDA	Aggregate	Aggregate	Plug-in Hybrid	592159.5037	23571845.74	9658591.434	13913254	2448579.548	4202217	0.070675412	0	0.306442159	0.377117572	0.005449325	0	0.002266177
Statewide Totals	2043	LDT1	Aggregate	Aggregate	Gasoline	985532.6891	35031802.93	35031802.93	0	4416860.8	0	0.94743302	0	0.91806493	1.86549795	0.023136943	0	0.004652676
Statewide Totals	2043	LDT1	Aggregate	Aggregate	Diesel	10.50974302	396.5918179	396.5918179	0	48.56757762	0	1.83484E-05	0	0	1.83484E-05	1.93217E-06	0	0
Statewide Totals	2043	LDT1	Aggregate	Aggregate	Electricity	25524.78461	1044258.589	0	1044259	121104.8809	403170	0	0	0	0	0	0	0
Statewide Totals	2043	LDT1	Aggregate	Aggregate	Plug-in Hybrid	19577.53874	782172.1819	318654.5501	463517.6	80953.1227	139996.1	0.002336783	0	0.010118016	0.012454799	0.000170394	0	6.78619E-05
Statewide Totals	2043	LDT2	Aggregate	Aggregate	Gasoline	7590580.61	285775987.7	285775987.7	0	35008916.94	0	7.727322065	0	8.023797322	15.75111939	0.168772149	0	0.032376054
Statewide Totals	2043	LDT2	Aggregate	Aggregate	Diesel	28742.22554	1090187.612	1090187.612	0	133228.6134	0	0.036128788	0	0	0.036128788	0.004915699	0	0
Statewide Totals	2043	LDT2	Aggregate	Aggregate	Electricity	282298.4236	7972871.418	0	7972871	1338941.718	3078186	0	0	0	0	0	0	0
Statewide Totals	2043	LDT2	Aggregate	Aggregate	Plug-in Hybrid	196826.0229	7660166.808	3129979.659	4530187	813875.6046	1368252	0.022935347	0	0.101822646	0.124757993	0.001719481	0	0.000710335
Statewide Totals	2043	LHDT1	Aggregate	Aggregate	Gasoline	358626.5254	12380842.41	12380842.41	0	5343000.875	0	0.344734257	0.010183159	2.489530891	2.844448308	0.014924293	0	0.00067319
Statewide Totals	2043	LHDT1	Aggregate	Aggregate	Diesel	257074.8054	8654828.744	8654828.744	0	3233677.651	0	3.293000109	0.311963968	0	3.604964078	0.159336776	0.007446278	0
Statewide Totals	2043	LHDT1	Aggregate	Aggregate	Electricity	318731.4753	14516786.1	0	14516786	4457944.117	8809665	0	0	0	0	0	0	0
Statewide Totals	2043	LHDT2	Aggregate	Aggregate	Gasoline	45812.27647	1534787.271	1534787.271	0	682534.6591	0	0.044146812	0.001163453	0.283287805	0.328598069	0.001785587	0	7.05006E-05
Statewide Totals	2043	LHDT2	Aggregate	Aggregate	Diesel	125563.1171	4066031.112	4066031.112	0	1579426.054	0	2.188502576	0.161821603	0	2.35032418	0.090834438	0.003627465	0
Statewide Totals	2043	LHDT2	Aggregate	Aggregate	Electricity	82008.0552	3600734.394	0	3600734	1085515.069	2161943	0	0	0	0	0	0	0
Statewide Totals	2043	MCY	Aggregate	Aggregate	Gasoline	756432.3883	4115765.183	4115765.183	0	1512864.777	0	2.167911156	0	0.129178622	2.297089778	0.009693261	0	0.005462357
Statewide Totals	2043	MDV	Aggregate	Aggregate	Gasoline	4473253.119	161639902.6	161639902.6	0	20393488.93	0	5.272043164	0	5.288517868	10.56056103	0.09871414	0	0.019869558
Statewide Totals	2043	MDV	Aggregate	Aggregate	Diesel	50965.4954	1794458.98	1794458.98	0	230405.5843	0	0.030453273	0	0	0.030453273	0.002512349	0	0
Statewide Totals	2043	MDV	Aggregate	Aggregate	Electricity	259786.6423	7254283.162	0	7254283	1227308.676	2800752	0	0	0	0	0	0	0
Statewide Totals	2043	MDV	Aggregate	Aggregate	Plug-in Hybrid	124225.5454	4701981.022	1923468.41	2778513	513672.6302	839193.6	0.014083091	0	0.064256224	0.078339315	0.001079195	0	0.000461884
Statewide Totals	2043	MH	Aggregate	Aggregate	Gasoline	46909.92565	494867.7361	494867.7361	0	4692.868962	0	0.078619171	0	0.002089928	0.080709099	0.000628631	0	1.71991E-06
Statewide Totals	2043	MH	Aggregate	Aggregate	Diesel	31123.51186	286170.6558	286170.6558	0	3112.351186	0	0.757913788	0	0	0.757913788	0.010924967	0	0
Statewide Totals	2043	MHDT	Aggregate	Aggregate	Gasoline	25648.87464	1231434.211	1231434.211	0	513182.6837	0	0.106646008	0.001733818	0.179971282	0.288351109	0.001582866	0	0.000255209
Statewide Totals	2043	MHDT	Aggregate	Aggregate	Diesel	239166.5545	9950761.633	9950761.633	0	2891824.917	0	3.521728648	1.837912669	3.852807058	9.212448374	0.040919689	0.000713693	0
Statewide Totals	2043	MHDT	Aggregate	Aggregate	Electricity	190582.189	8964752.591	0	8964753	2437314.962	9571478	0	0	0	0	0	0	0
Statewide Totals	2043	MHDT	Aggregate	Aggregate	Natural Gas	3844.178952	152661.9848	152661.9848	0	34878.32066	0	0.010664283	0.027013021	0	0.037677304	0.000214874	9.58331E-05	0
Statewide Totals	2043	OBUS	Aggregate	Aggregate	Gasoline	6518.893985	200291.2509	200291.2509	0	130430.0309	0	0.05616963	0.000374853	0.05024279	0.106787273	0.000238278	0	3.90629E-05
Statewide Totals	2043	OBUS	Aggregate	Aggregate	Diesel	11994.29152	784046.2613	784046.2613	0	140836.4028	0	0.760533497	0.076605174	0.156815033	0.993953703	0.011970562	6.82399E-05	0
Statewide Totals	2043	OBUS	Aggregate	Aggregate	Electricity	2889.69822	192191.0856	0	192191.1	57817.08199	207951.8	0	0	0	0	0	0	0
Statewide Totals	2043	OBUS	Aggregate	Aggregate	Natural Gas	1030.885078	53362.48504	53362.48504	0	9174.877191	0	0.005098214	0.001702779	0	0.006800993	7.07529E-05	5.48685E-06	0
Statewide Totals	2043	SBUS	Aggregate	Aggregate	Gasoline	4648.833774	239294.4951	239294.4951	0	18595.33509	0	0.039540374	0.00376641	0.016719419	0.060026203	0.000325451	0	1.50653E-05
Statewide Totals	2043	SBUS	Aggregate	Aggregate	Diesel	11890.85068	242990.9959	242990.9959	0	172179.5179	0	0.140735049	0.096194597	0.127983376	0.364913023	0.001035833	3.13141E-05	0
Statewide Totals	2043	SBUS	Aggregate	Aggregate	Electricity	9478.631469	281329.3726	0	281329.4	119699.0829	307621.6	0	0	0	0	0	0	0
Statewide Totals	2043	SBUS	Aggregate	Aggregate	Natural Gas	4674.346857	94511.49042	94511.49042	0	67684.54249	0	0.039021536	0.026165068	0	0.065186604	0.000410328	8.22207E-05	0
Statewide Totals	2043	UBUS	Aggregate	Aggregate	Gasoline	1866.826006	172547.9774	172547.9774	0	7467.304023	0	0.003288282	0	0.002316414	0.005604696	0.00020706	0	1.12185E-06
Statewide Totals	2043	UBUS	Aggregate	Aggregate	Diesel	181.4998368	17214.51472	17214.51472	0	725.9993473	0	0.005862856	0	0	0.005862856	0.000145501	0	0
Statewide Totals	2043	UBUS	Aggregate	Aggregate	Electricity	15643.07107	1704817.78	0	1704818	62572.28427	3291521	0	0	0	0	0	0	0
Statewide Totals	2043	UBUS	Aggregate	Aggregate	Natural Gas	729.148916	79496.01281	79496.01281	0	2916.595664	0	0.010577383	0	0	0.010577383	0.00022372	0	0
Statewide Totals	2044	HHDT	Aggregate	Aggregate	Gasoline	34.69662784	4055.16603	4055.16603	0	694.2101299	0	0.009540263	0	0.000361012	0.009901274	5.19705E-06	0	3.53734E-07
Statewide Totals	2044	HHDT	Aggregate	Aggregate	Diesel	405462.4496	60834233.65	60834233.65	0	7035643.032	0	84.09761875	31.11210992	19.46478464	134.6745133	1.722855018	0.012717208	0
Statewide Totals	2044	HHDT	Aggregate	Aggregate	Electricity	99225.04485	10066109.3	0	10066109	1278980.442	18357347	0	0	0	0	0	0	0
Statewide Totals	2044	HHDT	Aggregate	Aggregate	Natural Gas	19984.19644	1241961.206	1241961.206	0	152785.6424	0	0.360068243	0.183287825	0	0.543356068	0.002066575	0.000632792	0
Statewide Totals	2044	LDA	Aggregate	Aggregate	Gasoline	12726625.59	496314486.5	496314486.5	0	59177437.59	0	10.80733823	0	10.55084463	21.35818286	0.273133783	0	0.051464673
Statewide Totals	2044	LDA	Aggregate	Aggregate	Diesel	8971.275876	303326.3368	303326.3368	0	39448.00448	0	0.008705328	0	0	0.008705328	0.000509234	0	0
Statewide Totals	2044	LDA	Aggregate	Aggregate	Electricity	1722897.98	69542077.6	0	69542078	8113575.928	26848982	0	0	0	0	0	0	0
Statewide Totals	2044	LDA	Aggregate	Aggregate	Plug-in Hybrid	595148.1747	23610777.33	9658688.717	13952089	2460937.702	4213947	0.070670234	0	0.307994483	0.378664716	0.005337935	0	0.002221405
Statewide Totals	2044	LDT1	Aggregate	Aggregate	Gasoline	981072.1923	34932814.65	34932814.65	0	4405235.212	0	0.89898462	0	0.89417523	1.793159849	0.022261071	0	0.004445384
Statewide Totals	2044	LDT1	Aggregate	Aggregate	Diesel	10.62395696	399.9127648	399.9127648	0	49.11702152	0	1.65041E-05	0	0	1.65041E-05	1.90409E-06	0	0
Statewide Totals	2044	LDT1	Aggregate	Aggregate	Electricity	26398.72427	1067414.163	0	1067414	124841.737	412110	0	0	0	0	0	0	0
Statewide Totals	2044	LDT1	Aggregate	Aggregate	Plug-in Hybrid	20224.39597	799302.792	325542.2023	473760.6	83627.87735	143089.8	0.002387055	0	0.010452599	0.012839654	0.000173007	0	6.95973E-05

Region	Calendar Year	Vehicle Category	Model Year	Speed	Fuel	Population	Total VMT	CVMT	EVMT	Trips	Energy Consumption	NOx_RUNEX	NOx_IDLEX	NOx_STREX	NOx_TOTEX	PM2.5_RUNEX	PM2.5_IDLEX	PM2.5_STREX
Statewide Totals	2044	LDT2	Aggregate	Aggregate	Gasoline	7624260.593	286357415.1	286357415.1	0	35157350.87	0	7.540446241	0	7.981533093	15.52197933	0.16532306	0	0.031635406
Statewide Totals	2044	LDT2	Aggregate	Aggregate	Diesel	28932.16388	1093628.365	1093628.365	0	133997.8542	0	0.036128685	0	0	0.036128685	0.004931227	0	0
Statewide Totals	2044	LDT2	Aggregate	Aggregate	Electricity	289032.0449	8088307.11	0	8088307	1367409.679	3122754	0	0	0	0	0	0	0
Statewide Totals	2044	LDT2	Aggregate	Aggregate	Plug-in Hybrid	200296.6111	7742091.376	3160849.594	4581242	828226.4869	1383672	0.023159275	0	0.103622345	0.12678162	0.001714584	0	0.00071222
Statewide Totals	2044	LHDT1	Aggregate	Aggregate	Gasoline	349280.0602	12070496.52	12070496.52	0	5203752.469	0	0.314488489	0.009796783	2.394409579	2.718694851	0.014513622	0	0.000632023
Statewide Totals	2044	LHDT1	Aggregate	Aggregate	Diesel	250272.2142	8427109.393	8427109.393	0	3148109.612	0	2.89734151	0.29431708	0	3.19165859	0.149992382	0.007255887	0
Statewide Totals	2044	LHDT1	Aggregate	Aggregate	Electricity	337243.0587	15093524.53	0	15093525	4716235.438	9161279	0	0	0	0	0	0	0
Statewide Totals	2044	LHDT2	Aggregate	Aggregate	Gasoline	44541.84241	1493751.029	1493751.029	0	663607.0846	0	0.040598152	0.001106865	0.26830722	0.310012237	0.00174373	0	6.73356E-05
Statewide Totals	2044	LHDT2	Aggregate	Aggregate	Diesel	122916.5964	3970496.445	3970496.445	0	1546136.153	0	1.958533104	0.155058943	0	2.113592046	0.087865904	0.003553441	0
Statewide Totals	2044	LHDT2	Aggregate	Aggregate	Electricity	86862.11795	3749187.857	0	3749188	1149653.047	2251281	0	0	0	0	0	0	0
Statewide Totals	2044	MCY	Aggregate	Aggregate	Gasoline	759218.646	4116954.292	4116954.292	0	1518437.292	0	2.158102051	0	0.126059735	2.284161786	0.009713015	0	0.005486188
Statewide Totals	2044	MDV	Aggregate	Aggregate	Gasoline	4485204.794	161836216.3	161836216.3	0	20451979.56	0	5.045693911	0	5.21150933	10.25720324	0.096206968	0	0.019263679
Statewide Totals	2044	MDV	Aggregate	Aggregate	Diesel	50760.31504	1787503.886	1787503.886	0	229555.2123	0	0.029143319	0	0	0.029143319	0.002360184	0	0
Statewide Totals	2044	MDV	Aggregate	Aggregate	Electricity	265890.0303	7352898.819	0	7352899	1252691.042	2838826	0	0	0	0	0	0	0
Statewide Totals	2044	MDV	Aggregate	Aggregate	Plug-in Hybrid	126694.7107	4758697.458	1944697.61	2814000	523882.6289	849911.8	0.01423738	0	0.065535404	0.079772784	0.001074813	0	0.000462945
Statewide Totals	2044	MH	Aggregate	Aggregate	Gasoline	46432.84951	491779.7458	491779.7458	0	4645.142265	0	0.090931782	0	0.002009579	0.092941361	0.000627209	0	1.7144E-06
Statewide Totals	2044	MH	Aggregate	Aggregate	Diesel	30808.363	284059.1049	284059.1049	0	3080.8363	0	0.733315669	0	0	0.733315669	0.009836343	0	0
Statewide Totals	2044	MHDT	Aggregate	Aggregate	Gasoline	24765.85634	1191168.207	1191168.207	0	495515.2536	0	0.097137061	0.001645481	0.179180945	0.277963487	0.001535176	0	0.000247948
Statewide Totals	2044	MHDT	Aggregate	Aggregate	Diesel	236737.3807	9910440.323	9910440.323	0	2865856.661	0	3.362619293	1.786068599	3.761166297	8.909854188	0.039969093	0.000681305	0
Statewide Totals	2044	MHDT	Aggregate	Aggregate	Electricity	203054.2596	9452544.677	0	9452545	2595624.945	10090734	0	0	0	0	0	0	0
Statewide Totals	2044	MHDT	Aggregate	Aggregate	Natural Gas	3798.098349	151249.147	151249.147	0	34592.11474	0	0.010372404	0.026618218	0	0.036990622	0.00021384	9.49999E-05	0
Statewide Totals	2044	OBUS	Aggregate	Aggregate	Gasoline	6201.257146	192631.2766	192631.2766	0	124074.753	0	0.05501355	0.0003524	0.047676511	0.103042461	0.000228795	0	3.6533E-05
Statewide Totals	2044	OBUS	Aggregate	Aggregate	Diesel	12070.48832	786749.1227	786749.1227	0	141664.0856	0	0.739905593	0.074325236	0.154600683	0.968831512	0.011341556	6.51476E-05	0
Statewide Totals	2044	OBUS	Aggregate	Aggregate	Electricity	3021.65917	197864.497	0	197864.5	60457.35667	214099.6	0	0	0	0	0	0	0
Statewide Totals	2044	OBUS	Aggregate	Aggregate	Natural Gas	1042.194384	53593.29896	53593.29896	0	9275.530015	0	0.005099916	0.001720849	0	0.006820765	7.11823E-05	5.56159E-06	0
Statewide Totals	2044	SBUS	Aggregate	Aggregate	Gasoline	4509.457219	231116.9114	231116.9114	0	18037.82888	0	0.037666467	0.003587339	0.015596738	0.056850544	0.000320234	0	1.4875E-05
Statewide Totals	2044	SBUS	Aggregate	Aggregate	Diesel	11425.62952	233494.6296	233494.6296	0	165443.1154	0	0.117166621	0.088135432	0.120548354	0.325850408	0.000914649	2.94418E-05	0
Statewide Totals	2044	SBUS	Aggregate	Aggregate	Electricity	10192.37406	300783.4529	0	300783.5	128787.0948	328911.4	0	0	0	0	0	0	0
Statewide Totals	2044	SBUS	Aggregate	Aggregate	Natural Gas	4461.562113	90315.86084	90315.86084	0	64603.4194	0	0.03419917	0.024894031	0	0.059093201	0.000391957	8.0385E-05	0
Statewide Totals	2044	UBUS	Aggregate	Aggregate	Gasoline	1892.514124	175798.9886	175798.9886	0	7570.056496	0	0.003247872	0	0.002297949	0.005545821	0.000210662	0	1.11604E-06
Statewide Totals	2044	UBUS	Aggregate	Aggregate	Diesel	67.47015928	3670.206399	3670.206399	0	269.8806371	0	0.000782034	0	0	0.000782034	5.64019E-05	0	0
Statewide Totals	2044	UBUS	Aggregate	Aggregate	Electricity	16562.66059	1817313.098	0	1817313	66250.64236	3512789	0	0	0	0	0	0	0
Statewide Totals	2044	UBUS	Aggregate	Aggregate	Natural Gas	247.8675949	18021.79271	18021.79271	0	991.4703797	0	0.0029038	0	0	0.0029038	0.000209356	0	0
Statewide Totals	2045	HHDT	Aggregate	Aggregate	Gasoline	33.58426878	3944.822118	3944.822118	0	671.9540497	0	0.009278299	0	0.000489726	0.009768025	5.06336E-06	0	3.43822E-07
Statewide Totals	2045	HHDT	Aggregate	Aggregate	Diesel	413177.83	62367936.88	62367936.88	0	7201774.096	0	85.83697152	31.90770204	19.8316039	137.5762775	1.766209362	0.013031564	0
Statewide Totals	2045	HHDT	Aggregate	Aggregate	Electricity	104732.7966	10493015.66	0	10493016	1345128.492	19136513	0	0	0	0	0	0	0
Statewide Totals	2045	HHDT	Aggregate	Aggregate	Natural Gas	19849.45647	1235829.09	1235829.09	0	152774.9508	0	0.340229075	0.183459796	0	0.52368887	0.002040512	0.000639967	0
Statewide Totals	2045	LDA	Aggregate	Aggregate	Gasoline	12765276.65	497148656.4	497148656.4	0	59369327.05	0	10.75533378	0	10.49878226	21.25411605	0.269093551	0	0.050401817
Statewide Totals	2045	LDA	Aggregate	Aggregate	Diesel	8803.722366	300272.4512	300272.4512	0	38832.60538	0	0.007722466	0	0	0.007722466	0.000459674	0	0
Statewide Totals	2045	LDA	Aggregate	Aggregate	Electricity	1739473.586	69887031.25	0	69887031	8182997.848	26982162	0	0	0	0	0	0	0
Statewide Totals	2045	LDA	Aggregate	Aggregate	Plug-in Hybrid	597981.1131	23648188.87	9661687.352	13986502	2472651.903	4224340	0.070686366	0	0.30946577	0.380152136	0.005250031	0	0.00218486
Statewide Totals	2045	LDT1	Aggregate	Aggregate	Gasoline	977494.5143	34854646.37	34854646.37	0	4396912.436	0	0.862946712	0	0.873497885	1.736444597	0.021500079	0	0.004265051
Statewide Totals	2045	LDT1	Aggregate	Aggregate	Diesel	10.74282371	403.0902837	403.0902837	0	49.65330727	0	1.54095E-05	0	0	1.54095E-05	1.89201E-06	0	0
Statewide Totals	2045	LDT1	Aggregate	Aggregate	Electricity	27212.29185	1087971.914	0	1087972	128280.0466	420047	0	0	0	0	0	0	0
Statewide Totals	2045	LDT1	Aggregate	Aggregate	Plug-in Hybrid	20822.71672	814621.2185	331701.2303	482920	86101.93362	145856.2	0.002431978	0	0.010762087	0.013194066	0.000175321	0	7.1186E-05
Statewide Totals	2045	LDT2	Aggregate	Aggregate	Gasoline	7654516.663	286882303.4	286882303.4	0	35294410.25	0	7.364653934	0	7.925766931	15.29042087	0.162307281	0	0.030972586
Statewide Totals	2045	LDT2	Aggregate	Aggregate	Diesel	29111.72005	1096783.774	1096783.774	0	134722.0809	0	0.03614769	0	0	0.03614769	0.004945997	0	0
Statewide Totals	2045	LDT2	Aggregate	Aggregate	Electricity	295076.2069	8187172.023	0	8187172	1392723.6	3160924	0	0	0	0	0	0	0
Statewide Totals	2045	LDT2	Aggregate	Aggregate	Plug-in Hybrid	203444.3722	7813805.232	3188062.473	4625743	841242.479	1397112	0.023356415	0	0.105254965	0.12861138	0.00171114	0	0.000714284
Statewide Totals	2045	LHDT1	Aggregate	Aggregate	Gasoline	339775.568	11778277.7	11778277.7	0	5062149.698	0	0.282715537	0.009407421	2.298872229	2.590995186	0.01411042	0	0.000584895
Statewide Totals	2045	LHDT1	Aggregate	Aggregate	Diesel	244164.2117	8224312.164	8224312.164	0	3071278.624	0	2.576506361	0.278960623	0	2.855466984	0.142289428	0.007084027	0
Statewide Totals	2045	LHDT1	Aggregate	Aggregate	Electricity	354826.953	15621566.93	0	15621567	4961444.356	9483361	0	0	0	0	0	0	0
Statewide Totals	2045	LHDT2	Aggregate	Aggregate	Gasoline	43334.84567	1455788.313	1455788.313	0	645624.6315	0	0.037691274	0.001054594	0.254532339	0.293278207	0.001705431	0	6.4786E-05
Statewide Totals	2045	LHDT2	Aggregate	Aggregate	Diesel	120624.9929	3885951.054	3885951.054	0	1517310.665	0	1.781842257	0.149393694	0	1.931235951	0.085271531	0.003488898	0
Statewide Totals	2045	LHDT2	Aggregate	Aggregate	Electricity	91503.85189	3886304.252	0	3886304	1210982.414	2333825	0	0	0	0	0	0	0
Statewide Totals	2045	MCY	Aggregate	Aggregate	Gasoline	760274.5994	4116645.18	4116645.18	0	1520549.199	0	2.147015915	0	0.121907993	2.268923908	0.009724977	0	0.005488838
Statewide Totals	2045	MDV	Aggregate	Aggregate	Gasoline	4495436.221	162014289.2	162014289.2	0	20505694.65	0	4.807795489	0	5.110880641	9.91867613	0.093974945	0	0.018710066
Statewide Totals	2045	MDV	Aggregate	Aggregate	Diesel	50648.273	1782762.67	1782762.67	0	229075.4263	0	0.028162155	0	0	0.028162155	0.002239879	0	0
Statewide Totals	2045	MDV	Aggregate	Aggregate	Electricity	271389.7459	7437827.378	0	7437827	1275357.939	2871615	0	0	0	0	0	0	0
Statewide Totals	2045	MDV	Aggregate	Aggregate	Plug-in Hybrid	128944.5048	4808574.65	1963454.318	2845120	533185.5274	859311.1	0.014373522	0	0.0667011	0.081074622	0.001071523	0	0.000464168
Statewide Totals	2045	MH	Aggregate	Aggregate	Gasoline	46081.56603	489416.4407	489416.4407	0	4609.999866	0	0.101049059	0	0.001943616	0.102992675	0.000626447	0	1.71258E-06
Statewide Totals	2045	MH	Aggregate	Aggregate	Diesel	30489.84918	282005.3335	282005.3335	0	3048.984918	0	0.710016423	0	0	0.710016423	0.008817213	0	0
Statewide Totals	2045	MHDT	Aggregate	Aggregate	Gasoline	23972.28545	1155978.901	1155978.901	0	479637.4873	0	0.089401757	0.001567877	0.182577942	0.273547576	0.001493231	0	0.000241353
Statewide Totals	2045	MHDT	Aggregate	Aggregate	Diesel	234923.1779	9898340.664	9898340.664	0	2847509.416	0	3.244469927	1.744186608	3.686332473	8.674989009	0.039461274	0.000664734	0
Statewide Totals	2045	MHDT	Aggregate	Aggregate	Electricity	215166.5721	9917612.667	0	9917613	2749223.667	10585636	0	0	0	0	0	0	0
Statewide Totals	2045	MHDT	Aggregate	Aggregate	Natural Gas	3758.647775	150185.6351	150185.6351	0	34381.4521	0	0.010119085	0.026266406	0	0.036385491	0.000213203	9.42549E-05	0
Statewide Totals	2045	OBUS	Aggregate	Aggregate	Gasoline	5954.304657	186428.122	186428.122	0	119133.7276	0	0.054303115	0.000334923	0.046634666	0.101272705	0.000221389	0	3.47536E-05
Statewide Totals	2045	OBUS	Aggregate	Aggregate	Diesel	12146.32687	789405.8489	789405.8489	0	142530.3319	0	0.721981213	0.072500966	0.152651335	0.947133514	0.010806236	6.2596E-05	0
Statewide Totals	2045	OBUS	Aggregate	Aggregate	Electricity	3144.141893	202824.4368	0	202824.4	62907.991	219475.7	0	0	0	0	0	0	0
Statewide Totals	2045	OBUS	Aggregate	Aggregate	Natural Gas	1052.127215	53795.63115	53795.63115	0	9363.932215	0	0.005094018	0.001736604	0	0.006830622	7.15956E-05	5.63001E-06	0

Region	Calendar Year	Vehicle Category	Model Year	Speed	Fuel	Population	Total VMT	CVMT	EVMT	Trips	Energy Consumption	NOx_RUNEX	NOx_IDLEX	NOx_STREX	NOx_TOTEX	PM2.5_RUNEX	PM2.5_IDLEX	PM2.5_STREX
Statewide Totals	2045	SBUS	Aggregate	Aggregate	Gasoline	4352.344542	221970.8428	221970.8428	0	17409.37817	0	0.035164277	0.00339087	0.014782023	0.05333717	0.000312625	0	1.45712E-05
Statewide Totals	2045	SBUS	Aggregate	Aggregate	Diesel	10946.95755	223917.7059	223917.7059	0	158511.9453	0	0.099105289	0.080766745	0.112521363	0.292393397	0.000822236	2.79495E-05	0
Statewide Totals	2045	SBUS	Aggregate	Aggregate	Electricity	10919.81245	320337.5368	0	320337.5	138062.9903	350307.3	0	0	0	0	0	0	0
Statewide Totals	2045	SBUS	Aggregate	Aggregate	Natural Gas	4239.401519	86135.1912	86135.1912	0	61386.534	0	0.029460785	0.023572571	0	0.053033356	0.000373664	7.83353E-05	0
Statewide Totals	2045	UBUS	Aggregate	Aggregate	Gasoline	1923.357089	179245.6814	179245.6814	0	7693.428356	0	0.003319156	0	0.00232936	0.005648515	0.000214558	0	1.13423E-06
Statewide Totals	2045	UBUS	Aggregate	Aggregate	Diesel	67.50585049	3672.363318	3672.363318	0	270.023402	0	0.000814895	0	0	0.000814895	6.16481E-05	0	0
Statewide Totals	2045	UBUS	Aggregate	Aggregate	Electricity	16876.09552	1854150.056	0	1854150	67504.38208	3587654	0	0	0	0	0	0	0
Statewide Totals	2045	UBUS	Aggregate	Aggregate	Natural Gas	253.3101394	18444.73233	18444.73233	0	1013.240558	0	0.003054401	0	0	0.003054401	0.000227344	0	0
Statewide Totals	2046	HHDT	Aggregate	Aggregate	Gasoline	32.50381382	3850.651423	3850.651423	0	650.3363069	0	0.009119746	0	0.000630237	0.009749984	4.94687E-06	0	3.3384E-07
Statewide Totals	2046	HHDT	Aggregate	Aggregate	Diesel	421413.96	63975214.01	63975214.01	0	7376962.552	0	87.70610592	32.74932319	20.23231891	140.687748	1.8123125	0.013362499	0
Statewide Totals	2046	HHDT	Aggregate	Aggregate	Electricity	110107.9193	10905644.57	0	10905645	1409730.78	19889654	0	0	0	0	0	0	0
Statewide Totals	2046	HHDT	Aggregate	Aggregate	Natural Gas	19741.62456	1231645.934	1231645.934	0	152974.602	0	0.315940472	0.184035797	0	0.499976269	0.002012726	0.000647664	0
Statewide Totals	2046	LDA	Aggregate	Aggregate	Gasoline	12804509.52	497940053.4	497940053.4	0	59560592.46	0	10.71637777	0	10.46191424	21.17829201	0.265924234	0	0.049543252
Statewide Totals	2046	LDA	Aggregate	Aggregate	Diesel	8673.865824	297992.7073	297992.7073	0	38363.45109	0	0.006865509	0	0	0.006865509	0.000418761	0	0
Statewide Totals	2046	LDA	Aggregate	Aggregate	Electricity	1754491.224	70184477.09	0	70184477	8245683.969	27097001	0	0	0	0	0	0	0
Statewide Totals	2046	LDA	Aggregate	Aggregate	Plug-in Hybrid	600699.5605	23683754.71	9666740.802	14017014	2483892.683	4233556	0.070717518	0	0.310877457	0.381594975	0.005181545	0	0.002155791
Statewide Totals	2046	LDT1	Aggregate	Aggregate	Gasoline	975118.7805	34797981.63	34797981.63	0	4392619.278	0	0.834758542	0	0.857508076	1.692266619	0.020855632	0	0.004112527
Statewide Totals	2046	LDT1	Aggregate	Aggregate	Diesel	10.83869272	405.8970827	405.8970827	0	50.10631782	0	1.45257E-05	0	0	1.45257E-05	1.8827E-06	0	0
Statewide Totals	2046	LDT1	Aggregate	Aggregate	Electricity	27972.69064	1106096.665	0	1106097	131443.7602	427044.6	0	0	0	0	0	0	0
Statewide Totals	2046	LDT1	Aggregate	Aggregate	Plug-in Hybrid	21373.45539	828213.1384	337166.2171	491046.9	88379.23802	148310.8	0.002471807	0	0.011046972	0.013518779	0.000177356	0	7.26366E-05
Statewide Totals	2046	LDT2	Aggregate	Aggregate	Gasoline	7684536.352	287379144.1	287379144.1	0	35428337.39	0	7.227844778	0	7.887428148	15.11527293	0.159829809	0	0.030424472
Statewide Totals	2046	LDT2	Aggregate	Aggregate	Diesel	29286.17341	1099710.407	1099710.407	0	135420.5057	0	0.036175568	0	0	0.036175568	0.00496013	0	0
Statewide Totals	2046	LDT2	Aggregate	Aggregate	Electricity	300491.9471	8271149.228	0	8271149	1415192.01	3193346	0	0	0	0	0	0	0
Statewide Totals	2046	LDT2	Aggregate	Aggregate	Plug-in Hybrid	206295.7657	7876064.336	3211795.185	4664269	853032.9912	1408748	0.023528041	0	0.106734135	0.130262175	0.00170894	0	0.000716616
Statewide Totals	2046	LHDT1	Aggregate	Aggregate	Gasoline	330696.5451	11510323.06	11510323.06	0	4926885.785	0	0.252339197	0.009040462	2.208993583	2.470373241	0.013731023	0	0.000537682
Statewide Totals	2046	LHDT1	Aggregate	Aggregate	Diesel	238146.9872	8034848.409	8034848.409	0	2995589.51	0	2.265248574	0.264073451	0	2.529322025	0.134913599	0.006914836	0
Statewide Totals	2046	LHDT1	Aggregate	Aggregate	Electricity	371462.7683	16102783.51	0	16102784	5193296.763	9777073	0	0	0	0	0	0	0
Statewide Totals	2046	LHDT2	Aggregate	Aggregate	Gasoline	42220.34197	1421617.699	1421617.699	0	629020.187	0	0.035027774	0.001007089	0.241894275	0.277929138	0.001670271	0	6.2342E-05
Statewide Totals	2046	LHDT2	Aggregate	Aggregate	Diesel	118177.7911	3803701.75	3803701.75	0	1486527.945	0	1.57718249	0.143319296	0	1.720501786	0.082567509	0.003420481	0
Statewide Totals	2046	LHDT2	Aggregate	Aggregate	Electricity	95925.31979	4012374.79	0	4012375	1269396.812	2409755	0	0	0	0	0	0	0
Statewide Totals	2046	MCY	Aggregate	Aggregate	Gasoline	759992.5831	4115081.193	4115081.193	0	1519985.166	0	2.135101739	0	0.11694408	2.252045818	0.009730335	0	0.005473643
Statewide Totals	2046	MDV	Aggregate	Aggregate	Gasoline	4502081.968	162141988.4	162141988.4	0	20549502.04	0	4.542770945	0	4.97483079	9.517601735	0.091910951	0	0.018182097
Statewide Totals	2046	MDV	Aggregate	Aggregate	Diesel	50590.64237	1779337.21	1779337.21	0	228813.3197	0	0.027446376	0	0	0.027446376	0.002143806	0	0
Statewide Totals	2046	MDV	Aggregate	Aggregate	Electricity	276324.9368	7510261.341	0	7510261	1295523.039	2899581	0	0	0	0	0	0	0
Statewide Totals	2046	MDV	Aggregate	Aggregate	Plug-in Hybrid	130972.5405	4851754.709	1979722.419	2872032	541571.4549	867439.4	0.014491407	0	0.067752072	0.082243478	0.001068766	0	0.000465332
Statewide Totals	2046	MH	Aggregate	Aggregate	Gasoline	45868.11114	487778.4145	487778.4145	0	4588.645838	0	0.108341784	0	0.001918979	0.110260762	0.000626358	0	1.71482E-06
Statewide Totals	2046	MH	Aggregate	Aggregate	Diesel	30232.52693	280295.4544	280295.4544	0	3023.252693	0	0.690870348	0	0	0.690870348	0.007934513	0	0
Statewide Totals	2046	MHDT	Aggregate	Aggregate	Gasoline	23246.83257	1125279.932	1125279.932	0	465122.6261	0	0.083397614	0.001498905	0.188467557	0.273364075	0.001456544	0	0.000235349
Statewide Totals	2046	MHDT	Aggregate	Aggregate	Diesel	233657.407	9912056.087	9912056.087	0	2835942.56	0	3.149311001	1.710194882	3.625597023	8.485102906	0.039106949	0.000651884	0
Statewide Totals	2046	MHDT	Aggregate	Aggregate	Electricity	226955.9651	10362957.75	0	10362958	2898561.796	11059377	0	0	0	0	0	0	0
Statewide Totals	2046	MHDT	Aggregate	Aggregate	Natural Gas	3721.745652	149308.3344	149308.3344	0	34192.81781	0	0.009878492	0.025933191	0	0.035811683	0.000212844	9.35672E-05	0
Statewide Totals	2046	OBUS	Aggregate	Aggregate	Gasoline	5688.935354	180675.9802	180675.9802	0	113824.2186	0	0.053094929	0.000316264	0.043774671	0.097185864	0.000214131	0	3.26441E-05
Statewide Totals	2046	OBUS	Aggregate	Aggregate	Diesel	12219.61389	791938.4618	791938.4618	0	143398.8285	0	0.702503364	0.070949229	0.150937339	0.924389932	0.010265068	6.00011E-05	0
Statewide Totals	2046	OBUS	Aggregate	Aggregate	Electricity	3257.834199	207131.5124	0	207131.5	65182.74666	224146	0	0	0	0	0	0	0
Statewide Totals	2046	OBUS	Aggregate	Aggregate	Natural Gas	1061.885164	54015.58579	54015.58579	0	9450.777957	0	0.005082619	0.001751985	0	0.006834604	7.20736E-05	5.69952E-06	0
Statewide Totals	2046	SBUS	Aggregate	Aggregate	Gasoline	4167.674824	211727.994	211727.994	0	16670.69929	0	0.03316042	0.003167808	0.013662617	0.049990844	0.00030158	0	1.40993E-05
Statewide Totals	2046	SBUS	Aggregate	Aggregate	Diesel	10454.2095	214492.5625	214492.5625	0	151376.9536	0	0.085718317	0.073783528	0.104159344	0.263661189	0.000751801	2.65978E-05	0
Statewide Totals	2046	SBUS	Aggregate	Aggregate	Electricity	11649.81587	339688.9757	0	339689	147369.3637	371479.2	0	0	0	0	0	0	0
Statewide Totals	2046	SBUS	Aggregate	Aggregate	Natural Gas	4015.343338	82017.4511	82017.4511	0	58142.17153	0	0.025071367	0.022247852	0	0.047319219	0.00035571	7.60766E-05	0
Statewide Totals	2046	UBUS	Aggregate	Aggregate	Gasoline	1954.198486	182692.6967	182692.6967	0	7816.793945	0	0.003501574	0	0.002411329	0.005912903	0.000218455	0	1.15241E-06
Statewide Totals	2046	UBUS	Aggregate	Aggregate	Diesel	67.54150283	3674.543757	3674.543757	0	270.1660113	0	0.00079746	0	0	0.00079746	5.88223E-05	0	0
Statewide Totals	2046	UBUS	Aggregate	Aggregate	Electricity	17189.45111	1890981.291	0	1890981	68757.80446	3662509	0	0	0	0	0	0	0
Statewide Totals	2046	UBUS	Aggregate	Aggregate	Natural Gas	258.7507639	18867.61483	18867.61483	0	1035.003056	0	0.003064499	0	0	0.003064499	0.000224511	0	0
Statewide Totals	2047	HHDT	Aggregate	Aggregate	Gasoline	31.59967794	3771.89212	3771.89212	0	632.2463562	0	0.009079882	0	0.000788211	0.009868093	4.84962E-06	0	3.25395E-07
Statewide Totals	2047	HHDT	Aggregate	Aggregate	Diesel	430170.2445	65655402.72	65655402.72	0	7560783.631	0	89.72814033	33.63580214	20.66499131	144.0289338	1.860991189	0.013711655	0
Statewide Totals	2047	HHDT	Aggregate	Aggregate	Electricity	115349.5172	11307626.71	0	11307627	1472961.735	20623307	0	0	0	0	0	0	0
Statewide Totals	2047	HHDT	Aggregate	Aggregate	Natural Gas	19648.73257	1228502.117	1228502.117	0	153338.049	0	0.288170242	0.184872783	0	0.473043025	0.001984823	0.000656024	0
Statewide Totals	2047	LDA	Aggregate	Aggregate	Gasoline	12843642.51	498668587.2	498668587.2	0	59748937.62	0	10.68582385	0	10.43551433	21.12133818	0.263449646	0	0.048852608
Statewide Totals	2047	LDA	Aggregate	Aggregate	Diesel	8536.526822	296041.3619	296041.3619	0	37907.43	0	0.005744316	0	0	0.005744316	0.000373586	0	0
Statewide Totals	2047	LDA	Aggregate	Aggregate	Electricity	1768130.068	70439315.25	0	70439315	8302438.793	27195389	0	0	0	0	0	0	0
Statewide Totals	2047	LDA	Aggregate	Aggregate	Plug-in Hybrid	603321.3174	23717044.97	9673047.321	14043998	2494733.648	4241706	0.070758037	0	0.31223879	0.382996827	0.005128641	0	0.002133155
Statewide Totals	2047	LDT1	Aggregate	Aggregate	Gasoline	973713.3544	34759773.63	34759773.63	0	4391684.923	0	0.811768705	0	0.844692572	1.656461276	0.020315805	0	0.003984168
Statewide Totals	2047	LDT1	Aggregate	Aggregate	Diesel	10.9182919	408.0268589	408.0268589	0	50.49644924	0	1.31913E-05	0	0	1.31913E-05	1.85616E-06	0	0
Statewide Totals	2047	LDT1	Aggregate	Aggregate	Electricity	28661.71323	1121826.516	0	1121827	134293.1916	433117.6	0	0	0	0	0	0	0
Statewide Totals	2047	LDT1	Aggregate	Aggregate	Plug-in Hybrid	21878.33342	840207.3236	341988.9541	498218.4	90466.90868	150476.8	0.002506929	0	0.011308142	0.013815071	0.000179135	0	7.39571E-05
Statewide Totals	2047	LDT2	Aggregate	Aggregate	Gasoline	7712817.406	287821315.9	287821315.9	0	35555244.34	0	7.105049962	0	7.85384659	14.95889655	0.157750913	0	0.029961358
Statewide Totals	2047	LDT2	Aggregate	Aggregate	Diesel	29453.68852	1102372.623	1102372.623	0	136086.829	0	0.036193395	0	0	0.036193395	0.004972939	0	0
Statewide Totals	2047	LDT2	Aggregate	Aggregate	Electricity	305332.9262	8342011.25	0	8342011	1435095.016	3220705	0	0	0	0	0	0	0
Statewide Totals	2047	LDT2	Aggregate	Aggregate	Plug-in Hybrid	208878.5397	7929850.605	3232365.731	4697485	863712.7618	1418780	0.023676564	0	0.108074233	0.131750797	0.001707845	0	0.000719274
Statewide Totals	2047	LHDT1	Aggregate	Aggregate	Gasoline	322661.3783	11273488.85	11273488.85	0	4807173.772	0	0.231132912	0.008722874	2.137341436	2.377197222	0.013401657	0	0.000498015

Region	Calendar Year	Vehicle Category	Model Year	Speed	Fuel	Population	Total VMT	CVMT	EVMT	Trips	Energy Consumption	NOx_RUNEX	NOx_IDLEX	NOx_STREX	NOx_TOTEX	PM2.5_RUNEX	PM2.5_IDLEX	PM2.5_STREX
Statewide Totals	2047	LHDT1	Aggregate	Aggregate	Diesel	232434.435	7859621.836	7859621.836	0	2923732.79	0	2.02944457	0.250429381	0	2.279873951	0.128919788	0.006753139	0
Statewide Totals	2047	LHDT1	Aggregate	Aggregate	Electricity	387121.4528	16539108.76	0	16539109	5411383.343	10043541	0	0	0	0	0	0	0
Statewide Totals	2047	LHDT2	Aggregate	Aggregate	Gasoline	41180.7265	1390304.59	1390304.59	0	613531.4656	0	0.032988249	0.000963805	0.230650361	0.264602415	0.001638132	0	6.03544E-05
Statewide Totals	2047	LHDT2	Aggregate	Aggregate	Diesel	116050.0945	3730797.675	3730797.675	0	1459764.198	0	1.440562975	0.13818348	0	1.578746454	0.080168572	0.003360756	0
Statewide Totals	2047	LHDT2	Aggregate	Aggregate	Electricity	100118.2661	4127821.112	0	4127821	1324786.909	2479318	0	0	0	0	0	0	0
Statewide Totals	2047	MCY	Aggregate	Aggregate	Gasoline	758448.1149	4112391.375	4112391.375	0	1516896.23	0	2.122263861	0	0.111089987	2.233353848	0.009730135	0	0.005442208
Statewide Totals	2047	MDV	Aggregate	Aggregate	Gasoline	4508447.797	162251507.7	162251507.7	0	20591945.09	0	4.297312988	0	4.849220865	9.146533853	0.090089613	0	0.017709953
Statewide Totals	2047	MDV	Aggregate	Aggregate	Diesel	50580.40684	1776959.437	1776959.437	0	228733.3382	0	0.026857783	0	0	0.026857783	0.002065653	0	0
Statewide Totals	2047	MDV	Aggregate	Aggregate	Electricity	280743.1857	7571629.473	0	7571629	1313425.042	2923274	0	0	0	0	0	0	0
Statewide Totals	2047	MDV	Aggregate	Aggregate	Plug-in Hybrid	132793.5181	4888856.45	1993727.1	2895129	549101.1975	874415.4	0.014592743	0	0.068695866	0.08328861	0.00106638	0	0.000466381
Statewide Totals	2047	MH	Aggregate	Aggregate	Gasoline	45656.40023	486205.5908	486205.5908	0	4567.466279	0	0.113125024	0	0.001875183	0.115000207	0.000626003	0	1.71532E-06
Statewide Totals	2047	MH	Aggregate	Aggregate	Diesel	30011.04793	278797.708	278797.708	0	3001.104793	0	0.67423663	0	0	0.67423663	0.007179357	0	0
Statewide Totals	2047	MHDT	Aggregate	Aggregate	Gasoline	22599.92434	1098904.175	1098904.175	0	452179.2862	0	0.078953341	0.00143934	0.193046343	0.273439023	0.001424911	0	0.000229989
Statewide Totals	2047	MHDT	Aggregate	Aggregate	Diesel	232960.095	9950946.195	9950946.195	0	2831342.298	0	3.073993789	1.684272548	3.579153439	8.337419777	0.038902187	0.000642923	0
Statewide Totals	2047	MHDT	Aggregate	Aggregate	Electricity	238404.1759	10789888.2	0	10789888	3043445.15	11513336	0	0	0	0	0	0	0
Statewide Totals	2047	MHDT	Aggregate	Aggregate	Natural Gas	3686.249788	148552.1817	148552.1817	0	34010.69494	0	0.009660357	0.025614044	0	0.035274401	0.000212571	9.28842E-05	0
Statewide Totals	2047	OBUS	Aggregate	Aggregate	Gasoline	5443.249389	175649.575	175649.575	0	108908.5338	0	0.050792901	0.000298726	0.041925661	0.093017288	0.000207649	0	3.06487E-05
Statewide Totals	2047	OBUS	Aggregate	Aggregate	Diesel	12280.66607	794343.3408	794343.3408	0	144189.7664	0	0.682188494	0.069662086	0.149260326	0.901110906	0.009735829	5.76836E-05	0
Statewide Totals	2047	OBUS	Aggregate	Aggregate	Electricity	3363.16616	210851.5097	0	210851.5	67290.22853	228181.2	0	0	0	0	0	0	0
Statewide Totals	2047	OBUS	Aggregate	Aggregate	Natural Gas	1071.199437	54283.78084	54283.78084	0	9533.674985	0	0.005065866	0.001766558	0	0.006832424	7.26657E-05	5.76846E-06	0
Statewide Totals	2047	SBUS	Aggregate	Aggregate	Gasoline	3857.610626	195023.8161	195023.8161	0	15430.4425	0	0.028984232	0.002818849	0.011891302	0.043694383	0.000281935	0	1.32271E-05
Statewide Totals	2047	SBUS	Aggregate	Aggregate	Diesel	9961.556812	205141.4258	205141.4258	0	144243.3426	0	0.075865045	0.067136813	0.095785136	0.238786994	0.000696155	2.53138E-05	0
Statewide Totals	2047	SBUS	Aggregate	Aggregate	Electricity	12386.30282	358897.0495	0	358897	156764.2572	392491	0	0	0	0	0	0	0
Statewide Totals	2047	SBUS	Aggregate	Aggregate	Natural Gas	3795.50629	77973.97895	77973.97895	0	54958.93108	0	0.021214308	0.020958144	0	0.042172453	0.000338178	7.36206E-05	0
Statewide Totals	2047	UBUS	Aggregate	Aggregate	Gasoline	1985.026492	186139.0831	186139.0831	0	7940.105969	0	0.003675488	0	0.002512877	0.006188365	0.00022235	0	1.17059E-06
Statewide Totals	2047	UBUS	Aggregate	Aggregate	Diesel	67.57615202	3676.672505	3676.672505	0	270.3046081	0	0.000807745	0	0	0.000807745	6.04501E-05	0	0
Statewide Totals	2047	UBUS	Aggregate	Aggregate	Electricity	17502.61423	1927793.046	0	1927793	70010.4569	3737329	0	0	0	0	0	0	0
Statewide Totals	2047	UBUS	Aggregate	Aggregate	Natural Gas	264.188019	19290.34694	19290.34694	0	1056.752076	0	0.003145826	0	0	0.003145826	0.00023151	0	0
Statewide Totals	2048	HHDT	Aggregate	Aggregate	Gasoline	30.79586894	3706.58865	3706.58865	0	616.1637457	0	0.009234567	0	0.000935854	0.010170422	4.77013E-06	0	3.184E-07
Statewide Totals	2048	HHDT	Aggregate	Aggregate	Diesel	439453.9901	67407269.15	67407269.15	0	7753031.143	0	91.93375964	34.56374638	21.12935372	147.6268597	1.912115379	0.014080499	0
Statewide Totals	2048	HHDT	Aggregate	Aggregate	Electricity	120457.3022	11701637.38	0	11701637	1534955.62	21342331	0	0	0	0	0	0	0
Statewide Totals	2048	HHDT	Aggregate	Aggregate	Natural Gas	19583.43281	1227112.713	1227112.713	0	153933.5117	0	0.272751218	0.186026674	0	0.458777893	0.001961927	0.000665105	0
Statewide Totals	2048	LDA	Aggregate	Aggregate	Gasoline	12881526.52	499353512.8	499353512.8	0	59931086.61	0	10.66294279	0	10.41772888	21.08067167	0.261530774	0	0.048291494
Statewide Totals	2048	LDA	Aggregate	Aggregate	Diesel	8400.79386	294377.6449	294377.6449	0	37480.52689	0	0.004532495	0	0	0.004532495	0.000328366	0	0
Statewide Totals	2048	LDA	Aggregate	Aggregate	Electricity	1780563.75	70660763	0	70660763	8354000.547	27280886	0	0	0	0	0	0	0
Statewide Totals	2048	LDA	Aggregate	Aggregate	Plug-in Hybrid	605880.9847	23749606.07	9680758.421	14068848	2505317.872	4249211	0.070808817	0	0.313567803	0.38437662	0.005088664	0	0.002116248
Statewide Totals	2048	LDT1	Aggregate	Aggregate	Gasoline	974120.3597	34748219.78	34748219.78	0	4395774.051	0	0.800480518	0	0.83834818	1.638828697	0.019911814	0	0.00389091
Statewide Totals	2048	LDT1	Aggregate	Aggregate	Diesel	11.04964407	410.5561809	410.5561809	0	51.00364217	0	1.32792E-05	0	0	1.32792E-05	1.87171E-06	0	0
Statewide Totals	2048	LDT1	Aggregate	Aggregate	Electricity	29301.57356	1135565.697	0	1135566	136895.6966	438422.1	0	0	0	0	0	0	0
Statewide Totals	2048	LDT1	Aggregate	Aggregate	Plug-in Hybrid	22339.19061	850771.9426	346237.0528	504534.9	92372.55316	152384.6	0.002537835	0	0.011546547	0.014084382	0.000180692	0	7.51573E-05
Statewide Totals	2048	LDT2	Aggregate	Aggregate	Gasoline	7739565.304	288226617.4	288226617.4	0	35675836.83	0	6.984212606	0	7.81915858	14.80337119	0.156002399	0	0.029570164
Statewide Totals	2048	LDT2	Aggregate	Aggregate	Diesel	29613.26334	1104818.263	1104818.263	0	136717.9682	0	0.036209489	0	0	0.036209489	0.004984766	0	0
Statewide Totals	2048	LDT2	Aggregate	Aggregate	Electricity	309658.2806	8401845.399	0	8401845	1452708.497	3243806	0	0	0	0	0	0	0
Statewide Totals	2048	LDT2	Aggregate	Aggregate	Plug-in Hybrid	211210.7467	7976384.329	3250194.895	4726189	873356.4375	1427450	0.023805003	0	0.109284592	0.133089595	0.001707481	0	0.00072209
Statewide Totals	2048	LHDT1	Aggregate	Aggregate	Gasoline	314412.013	11049043.7	11049043.7	0	4684270.52	0	0.207760588	0.008394272	2.062980762	2.279135622	0.013075918	0	0.000452197
Statewide Totals	2048	LHDT1	Aggregate	Aggregate	Diesel	226894.2024	7696445.814	7696445.814	0	2854043.633	0	1.810356697	0.237606051	0	2.047962748	0.123517638	0.00659614	0
Statewide Totals	2048	LHDT1	Aggregate	Aggregate	Electricity	401792.2394	16933675.5	0	16933675	5615569.475	10284695	0	0	0	0	0	0	0
Statewide Totals	2048	LHDT2	Aggregate	Aggregate	Gasoline	40213.84762	1361921.595	1361921.595	0	599126.4109	0	0.031208157	0.000924317	0.220596838	0.252729312	0.00160809	0	5.83508E-05
Statewide Totals	2048	LHDT2	Aggregate	Aggregate	Diesel	113892.3052	3661126.795	3661126.795	0	1432621.923	0	1.302154266	0.133034996	0	1.435189261	0.077802407	0.003300293	0
Statewide Totals	2048	LHDT2	Aggregate	Aggregate	Electricity	104076.0619	4233241.266	0	4233241	1377068.271	2542879	0	0	0	0	0	0	0
Statewide Totals	2048	MCY	Aggregate	Aggregate	Gasoline	755953.0931	4109030.098	4109030.098	0	1511906.186	0	2.109167091	0	0.104611568	2.213778659	0.009726355	0	0.005398256
Statewide Totals	2048	MDV	Aggregate	Aggregate	Gasoline	4513466.092	162338649.6	162338649.6	0	20630333.87	0	4.10181958	0	4.750538252	8.852357832	0.088436988	0	0.017272499
Statewide Totals	2048	MDV	Aggregate	Aggregate	Diesel	50618.38613	1775554.101	1775554.101	0	228830.7278	0	0.026350959	0	0	0.026350959	0.002001561	0	0
Statewide Totals	2048	MDV	Aggregate	Aggregate	Electricity	284699.4761	7623808.246	0	7623808	1329324.697	2943419	0	0	0	0	0	0	0
Statewide Totals	2048	MDV	Aggregate	Aggregate	Plug-in Hybrid	134430.2591	4920890.898	2005855.682	2915035	555869.1214	880427.5	0.014680332	0	0.069544354	0.084224686	0.001064392	0	0.000467389
Statewide Totals	2048	MH	Aggregate	Aggregate	Gasoline	45493.78799	484925.6756	484925.6756	0	4551.198551	0	0.116416139	0	0.001842572	0.118258711	0.000625775	0	1.71638E-06
Statewide Totals	2048	MH	Aggregate	Aggregate	Diesel	29812.72854	277456.7194	277456.7194	0	2981.272854	0	0.66345683	0	0	0.66345683	0.006453091	0	0
Statewide Totals	2048	MHDT	Aggregate	Aggregate	Gasoline	22010.41905	1076293.374	1076293.374	0	440384.4644	0	0.076065627	0.001386107	0.201544096	0.278995831	0.001398129	0	0.000225392
Statewide Totals	2048	MHDT	Aggregate	Aggregate	Diesel	232860.417	10014245.37	10014245.37	0	2834054.86	0	3.018786133	1.665649239	3.547019941	8.231455314	0.038828952	0.000637048	0
Statewide Totals	2048	MHDT	Aggregate	Aggregate	Electricity	249502.5485	11199773.41	0	11199773	3183756.67	11949006	0	0	0	0	0	0	0
Statewide Totals	2048	MHDT	Aggregate	Aggregate	Natural Gas	3655.215121	147997.8199	147997.8199	0	33868.34343	0	0.009473447	0.025328285	0	0.034801732	0.000212488	9.22698E-05	0
Statewide Totals	2048	OBUS	Aggregate	Aggregate	Gasoline	5195.634222	171078.9621	171078.9621	0	103954.2495	0	0.046442335	0.000280833	0.041131041	0.08785421	0.000201633	0	2.86035E-05
Statewide Totals	2048	OBUS	Aggregate	Aggregate	Diesel	12329.55515	796676.2907	796676.2907	0	144886.3416	0	0.666819213	0.068588508	0.14744417	0.882851891	0.009321418	5.62246E-05	0
Statewide Totals	2048	OBUS	Aggregate	Aggregate	Electricity	3460.713371	214064.6725	0	214064.7	69241.95313	231668.5	0	0	0	0	0	0	0
Statewide Totals	2048	OBUS	Aggregate	Aggregate	Natural Gas	1078.765189	54549.44001	54549.44001	0	9601.010185	0	0.005029351	0.001777961	0	0.006807313	7.33567E-05	5.83481E-06	0
Statewide Totals	2048	SBUS	Aggregate	Aggregate	Gasoline	3410.114064	171037.0724	171037.0724	0	13640.45626	0	0.022486218	0.002328894	0.009234658	0.03404977	0.00025204	0	1.18894E-05
Statewide Totals	2048	SBUS	Aggregate	Aggregate	Diesel	9478.428959	196050.689	196050.689	0	137247.6513	0	0.068479931	0.060742388	0.087561919	0.216784238	0.000650339	2.40771E-05	0
Statewide Totals	2048	SBUS	Aggregate	Aggregate	Electricity	13115.11553	377615.5164	0	377615.5	166046.7456	412964.3	0	0	0	0	0	0	0
Statewide Totals	2048	SBUS	Aggregate	Aggregate	Natural Gas	3587.621934	74150.59014	74150.59014	0	51948.7656	0	0.018051995	0.019749432	0	0.037801427	0.000321685	7.10388E-05	0
Statewide Totals	2048	UBUS	Aggregate	Aggregate	Gasoline	2015.84928	189585.2891	189585.2891	0	8063.39712	0	0.003768557	0	0.002575649	0.006344207	0.000226245	0	1.18877E-06

Region	Calendar Year	Vehicle Category	Model Year	Speed	Fuel	Population	Total VMT	CVMT	EVMT	Trips	Energy Consumption	NOx_RUNEX	NOx_IDLEX	NOx_STREX	NOx_TOTEX	PM2.5_RUNEX	PM2.5_IDLEX	PM2.5_STREX
Statewide Totals	2048	UBUS	Aggregate	Aggregate	Diesel	67.61099275	3678.838356	3678.838356	0	270.443971	0	0.000841384	0	0	0.000841384	6.58177E-05	0	0
Statewide Totals	2048	UBUS	Aggregate	Aggregate	Electricity	17815.62879	1964591.604	0	1964592	71262.51514	3812127	0	0	0	0	0	0	0
Statewide Totals	2048	UBUS	Aggregate	Aggregate	Natural Gas	269.623218	19712.98499	19712.98499	0	1078.492872	0	0.003199381	0	0	0.003199381	0.000235158	0	0
Statewide Totals	2049	HHDT	Aggregate	Aggregate	Gasoline	30.09666332	3653.204687	3653.204687	0	602.1740397	0	0.009378051	0	0.001096499	0.01047455	4.70537E-06	0	3.12259E-07
Statewide Totals	2049	HHDT	Aggregate	Aggregate	Diesel	449284.9345	69230432.59	69230432.59	0	7953882.813	0	94.27581196	35.53180484	21.62404607	151.4316629	1.965440856	0.014466316	0
Statewide Totals	2049	HHDT	Aggregate	Aggregate	Electricity	125446.4612	12090648.14	0	12090648	1596041.778	22052136	0	0	0	0	0	0	0
Statewide Totals	2049	HHDT	Aggregate	Aggregate	Natural Gas	19539.18328	1227039.601	1227039.601	0	154721.004	0	0.252785258	0.187506469	0	0.440291728	0.001924659	0.000674872	0
Statewide Totals	2049	LDA	Aggregate	Aggregate	Gasoline	12919645.1	499985494.8	499985494.8	0	60110739.73	0	10.67042935	0	10.43808103	21.10851038	0.260302653	0	0.048047343
Statewide Totals	2049	LDA	Aggregate	Aggregate	Diesel	8340.151094	293325.8852	293325.8852	0	37269.88775	0	0.004048104	0	0	0.004048104	0.000306234	0	0
Statewide Totals	2049	LDA	Aggregate	Aggregate	Electricity	1791983.696	70851899.91	0	70851900	8401164.915	27354681	0	0	0	0	0	0	0
Statewide Totals	2049	LDA	Aggregate	Aggregate	Plug-in Hybrid	608401.9785	23780699.99	9689184.213	14091516	2515742.181	4256058	0.070864905	0	0.314876741	0.385741646	0.00505887	0	0.00210433
Statewide Totals	2049	LDT1	Aggregate	Aggregate	Gasoline	975176.5208	34745438.16	34745438.16	0	4401690.942	0	0.798442346	0	0.836999907	1.635442253	0.019636897	0	0.003833457
Statewide Totals	2049	LDT1	Aggregate	Aggregate	Diesel	11.16894434	412.7579485	412.7579485	0	51.46076962	0	1.33555E-05	0	0	1.33555E-05	1.88526E-06	0	0
Statewide Totals	2049	LDT1	Aggregate	Aggregate	Electricity	29884.14921	1147405.803	0	1147406	139239.6651	442993.3	0	0	0	0	0	0	0
Statewide Totals	2049	LDT1	Aggregate	Aggregate	Plug-in Hybrid	22758.47811	860019.0593	349955.4299	510063.6	94106.307	154054.4	0.002564859	0	0.011763455	0.014328314	0.000182048	0	7.62484E-05
Statewide Totals	2049	LDT2	Aggregate	Aggregate	Gasoline	7763910.276	288577623	288577623	0	35788037.73	0	6.986966741	0	7.849641925	14.83660867	0.154967352	0	0.029382907
Statewide Totals	2049	LDT2	Aggregate	Aggregate	Diesel	29765.99648	1107047.082	1107047.082	0	137318.0417	0	0.036223618	0	0	0.036223618	0.00499565	0	0
Statewide Totals	2049	LDT2	Aggregate	Aggregate	Electricity	313518.3379	8451951.606	0	8451952	1468283.159	3263151	0	0	0	0	0	0	0
Statewide Totals	2049	LDT2	Aggregate	Aggregate	Plug-in Hybrid	213316.4185	8016358.282	3265525.779	4750833	882063.3906	1434893	0.023915169	0	0.1103776	0.134292769	0.001707434	0	0.000724907
Statewide Totals	2049	LHDT1	Aggregate	Aggregate	Gasoline	307225.5731	10853676.69	10853676.69	0	4577203.274	0	0.190703369	0.008113114	1.965785898	2.164602381	0.012897971	0	0.000445432
Statewide Totals	2049	LHDT1	Aggregate	Aggregate	Diesel	221609.6317	7546252.94	7546252.94	0	2787570.382	0	1.655676621	0.225654802	0	1.881331423	0.11721868	0.006446198	0
Statewide Totals	2049	LHDT1	Aggregate	Aggregate	Electricity	415463.1781	17288143.67	0	17288144	5805701.696	10501519	0	0	0	0	0	0	0
Statewide Totals	2049	LHDT2	Aggregate	Aggregate	Gasoline	39291.47862	1335718.941	1335718.941	0	585384.4871	0	0.029677282	0.000887404	0.210203169	0.240767856	0.001582787	0	5.73685E-05
Statewide Totals	2049	LHDT2	Aggregate	Aggregate	Diesel	111766.9808	3595642.736	3595642.736	0	1405888.016	0	1.206939504	0.127998597	0	1.334938101	0.07406019	0.003240964	0
Statewide Totals	2049	LHDT2	Aggregate	Aggregate	Electricity	107800.5437	4329129.169	0	4329129	1426267.19	2600730	0	0	0	0	0	0	0
Statewide Totals	2049	MCY	Aggregate	Aggregate	Gasoline	755062.096	4107074.073	4107074.073	0	1510124.192	0	2.098806645	0	0.098791955	2.197598601	0.009755377	0	0.005465397
Statewide Totals	2049	MDV	Aggregate	Aggregate	Gasoline	4518185.274	162415732.7	162415732.7	0	20667525.96	0	4.084072671	0	4.760879485	8.844952156	0.087639042	0	0.017109894
Statewide Totals	2049	MDV	Aggregate	Aggregate	Diesel	50688.76566	1774820.773	1774820.773	0	229047.3312	0	0.025854381	0	0	0.025854381	0.001947198	0	0
Statewide Totals	2049	MDV	Aggregate	Aggregate	Electricity	288256.0543	7668056.314	0	7668056	1343502.51	2960503	0	0	0	0	0	0	0
Statewide Totals	2049	MDV	Aggregate	Aggregate	Plug-in Hybrid	135907.3883	4948491.739	2016341.288	2932150	561977.0507	885596.8	0.014755895	0	0.070310236	0.085066131	0.001062812	0	0.000468431
Statewide Totals	2049	MH	Aggregate	Aggregate	Gasoline	45337.6568	483702.7493	483702.7493	0	4535.579186	0	0.11619479	0	0.001806344	0.118001134	0.000626489	0	1.72365E-06
Statewide Totals	2049	MH	Aggregate	Aggregate	Diesel	29613.07633	276143.8267	276143.8267	0	2961.307633	0	0.653414037	0	0	0.653414037	0.005752093	0	0
Statewide Totals	2049	MHDT	Aggregate	Aggregate	Gasoline	21473.13107	1057013.277	1057013.277	0	429634.4065	0	0.073722939	0.001338302	0.21280824	0.287869482	0.001375295	0	0.000221153
Statewide Totals	2049	MHDT	Aggregate	Aggregate	Diesel	233352.1035	10100592.17	10100592.17	0	2843959.427	0	2.980327009	1.654742629	3.529132801	8.164202439	0.038900959	0.000634254	0
Statewide Totals	2049	MHDT	Aggregate	Aggregate	Electricity	260254.2462	11594574.05	0	11594574	3319565.029	12368463	0	0	0	0	0	0	0
Statewide Totals	2049	MHDT	Aggregate	Aggregate	Natural Gas	3629.906587	147672.1337	147672.1337	0	33781.39363	0	0.009320223	0.025083441	0	0.034403664	0.000212636	9.17466E-05	0
Statewide Totals	2049	OBUS	Aggregate	Aggregate	Gasoline	4949.542176	166921.4158	166921.4158	0	99030.43986	0	0.045826926	0.000262987	0.03750632	0.083596233	0.000198865	0	2.83598E-05
Statewide Totals	2049	OBUS	Aggregate	Aggregate	Diesel	12365.32962	798909.3451	798909.3451	0	145465.4461	0	0.651057081	0.067753642	0.145527308	0.864338031	0.009070916	5.55084E-05	0
Statewide Totals	2049	OBUS	Aggregate	Aggregate	Electricity	3551.377379	216830.7855	0	216830.8	71055.9586	234672.4	0	0	0	0	0	0	0
Statewide Totals	2049	OBUS	Aggregate	Aggregate	Natural Gas	1085.321781	54838.75403	54838.75403	0	9659.363852	0	0.004975285	0.001787439	0	0.006762724	7.41844E-05	5.90196E-06	0
Statewide Totals	2049	SBUS	Aggregate	Aggregate	Gasoline	2971.28471	147360.949	147360.949	0	11885.13884	0	0.016921344	0.00184915	0.006747033	0.025517527	0.000220214	0	1.0478E-05
Statewide Totals	2049	SBUS	Aggregate	Aggregate	Diesel	9022.819823	187496.7376	187496.7376	0	130650.431	0	0.062825431	0.054816831	0.079834282	0.197476544	0.000611664	2.29173E-05	0
Statewide Totals	2049	SBUS	Aggregate	Aggregate	Electricity	13823.6431	395500.8002	0	395500.8	175039.0815	432527	0	0	0	0	0	0	0
Statewide Totals	2049	SBUS	Aggregate	Aggregate	Natural Gas	3394.381239	70589.20099	70589.20099	0	49150.64034	0	0.015624692	0.018638674	0	0.034263365	0.000306385	6.83333E-05	0
Statewide Totals	2049	UBUS	Aggregate	Aggregate	Gasoline	2046.670638	193031.8001	193031.8001	0	8186.68255	0	0.00389215	0	0.002616269	0.006508419	0.000230141	0	1.20695E-06
Statewide Totals	2049	UBUS	Aggregate	Aggregate	Diesel	67.64571275	3681.023995	3681.023995	0	270.582851	0	0.000852642	0	0	0.000852642	6.7591E-05	0	0
Statewide Totals	2049	UBUS	Aggregate	Aggregate	Electricity	18128.5664	2001384.278	0	2001384	72514.26558	3886915	0	0	0	0	0	0	0
Statewide Totals	2049	UBUS	Aggregate	Aggregate	Natural Gas	275.0556208	20135.50384	20135.50384	0	1100.222483	0	0.003270648	0	0	0.003270648	0.000240455	0	0
Statewide Totals	2050	HHDT	Aggregate	Aggregate	Gasoline	29.48127632	3609.663539	3609.663539	0	589.8613766	0	0.009421454	0	0.001272501	0.010693955	4.65335E-06	0	3.06709E-07
Statewide Totals	2050	HHDT	Aggregate	Aggregate	Diesel	459625.7628	71123345.85	71123345.85	0	8162887.599	0	96.71973525	36.53531964	22.14893936	155.4039943	2.020824689	0.014865344	0
Statewide Totals	2050	HHDT	Aggregate	Aggregate	Electricity	130350.4721	12478650.06	0	12478650	1656527.778	22759984	0	0	0	0	0	0	0
Statewide Totals	2050	HHDT	Aggregate	Aggregate	Natural Gas	19502.11488	1228095.025	1228095.025	0	155633.0855	0	0.238621687	0.189280634	0	0.427902321	0.001910799	0.000685394	0
Statewide Totals	2050	LDA	Aggregate	Aggregate	Gasoline	12955078.89	500531731.4	500531731.4	0	60280110.23	0	10.6777051	0	10.45925638	21.13696148	0.2593809	0	0.047882994
Statewide Totals	2050	LDA	Aggregate	Aggregate	Diesel	8270.794529	292362.5082	292362.5082	0	37049.55185	0	0.003407563	0	0	0.003407563	0.000280942	0	0
Statewide Totals	2050	LDA	Aggregate	Aggregate	Electricity	1802523.436	71014337.9	0	71014338	8444493.388	27417396	0	0	0	0	0	0	0
Statewide Totals	2050	LDA	Aggregate	Aggregate	Plug-in Hybrid	610876.9213	23809130.04	9697502.244	14111628	2525976.069	4262132	0.070920353	0	0.316161821	0.387082173	0.005036682	0	0.002096466
Statewide Totals	2050	LDT1	Aggregate	Aggregate	Gasoline	976830.1073	34749369.35	34749369.35	0	4409241.416	0	0.797019383	0	0.836415368	1.633434751	0.019401841	0	0.003784608
Statewide Totals	2050	LDT1	Aggregate	Aggregate	Diesel	11.27726334	414.6495567	414.6495567	0	51.87280823	0	1.34209E-05	0	0	1.34209E-05	1.89696E-06	0	0
Statewide Totals	2050	LDT1	Aggregate	Aggregate	Electricity	30411.55048	1157486.365	0	1157486	141339.8501	446885.3	0	0	0	0	0	0	0
Statewide Totals	2050	LDT1	Aggregate	Aggregate	Plug-in Hybrid	23138.66513	868038.1304	353180.1642	514858	95678.38031	155502.5	0.002588269	0	0.011960142	0.014548411	0.000183214	0	7.72384E-05
Statewide Totals	2050	LDT2	Aggregate	Aggregate	Gasoline	7787615.711	288887957.9	288887957.9	0	35896548.93	0	6.990118927	0	7.878714418	14.86883335	0.154117185	0	0.029238672
Statewide Totals	2050	LDT2	Aggregate	Aggregate	Diesel	29899.69571	1108867.522	1108867.522	0	137853.5763	0	0.03603088	0	0	0.03603088	0.004999162	0	0
Statewide Totals	2050	LDT2	Aggregate	Aggregate	Electricity	316975.8993	8493583.383	0	8493583	1482109.786	3279224	0	0	0	0	0	0	0
Statewide Totals	2050	LDT2	Aggregate	Aggregate	Plug-in Hybrid	215228.8062	8050473.278	3278620.476	4771853	889971.1136	1441242	0.024009018	0	0.11137049	0.135379508	0.00170758	0	0.000727745
Statewide Totals	2050	LHDT1	Aggregate	Aggregate	Gasoline	301498.7401	10691036.99	10691036.99	0	4491881.995	0	0.178570583	0.00789675	1.89342511	2.079892444	0.012742088	0	0.000439561
Statewide Totals	2050	LHDT1	Aggregate	Aggregate	Diesel	216951.8075	7413722.086	7413722.086	0	2728980.812	0	1.532697722	0.215432917	0	1.748130639	0.112082288	0.006313528	0
Statewide Totals	2050	LHDT1	Aggregate	Aggregate	Electricity	428139.7972	17604208.39	0	17604208	5981876.133	10695066	0	0	0	0	0	0	0
Statewide Totals	2050	LHDT2	Aggregate	Aggregate	Gasoline	38433.5185	1311919.259	1311919.259	0	572602.1597	0	0.028315789	0.000853879	0.200723797	0.229893466	0.001559547	0	5.64379E-05
Statewide Totals	2050	LHDT2	Aggregate	Aggregate	Diesel	109198.4322	3527295.355	3527295.355	0	1373578.905	0	1.072576474	0.121622408	0	1.194198882	0.068903021	0.003170637	0
Statewide Totals	2050	LHDT2	Aggregate	Aggregate	Electricity	111287.8273	4415718.651	0	4415719	1472330.268	2653015	0	0	0	0	0	0	0

Region	Calendar Year	Vehicle Category	Model Year	Speed	Fuel	Population	Total VMT	CVMT	EVMT	Trips	Energy Consumption	NOx_RUNEX	NOx_IDLEX	NOx_STREX	NOx_TOTEX	PM2.5_RUNEX	PM2.5_IDLEX	PM2.5_STREX
Statewide Totals	2050	MCY	Aggregate	Aggregate	Gasoline	751898.9766	4102973.011	4102973.011	0	1503797.953	0	2.086305826	0	0.091343842	2.177649668	0.009780865	0	0.005530694
Statewide Totals	2050	MDV	Aggregate	Aggregate	Gasoline	4525945.345	162516082.6	162516082.6	0	20712180.54	0	4.074202791	0	4.77405526	8.848258051	0.08699532	0	0.016984022
Statewide Totals	2050	MDV	Aggregate	Aggregate	Diesel	50618.16341	1772512.003	1772512.003	0	228926.1334	0	0.021176471	0	0	0.021176471	0.001778663	0	0
Statewide Totals	2050	MDV	Aggregate	Aggregate	Electricity	291460.9114	7705208.465	0	7705208	1356175.123	2974846	0	0	0	0	0	0	0
Statewide Totals	2050	MDV	Aggregate	Aggregate	Plug-in Hybrid	137244.3216	4972064.436	2025329.007	2946735	567505.2696	890001.9	0.01482051	0	0.071003599	0.08582411	0.001061626	0	0.000469578
Statewide Totals	2050	MH	Aggregate	Aggregate	Gasoline	45271.3367	482893.1737	482893.1737	0	4528.944523	0	0.111256605	0	0.001672045	0.11292865	0.000627079	0	1.73029E-06
Statewide Totals	2050	MH	Aggregate	Aggregate	Diesel	29447.47369	275006.9349	275006.9349	0	2944.747369	0	0.644716674	0	0	0.644716674	0.005139032	0	0
Statewide Totals	2050	MHDT	Aggregate	Aggregate	Gasoline	20973.59538	1040535.219	1040535.219	0	419639.6963	0	0.07176576	0.001294206	0.224098599	0.297158566	0.001355904	0	0.000217226
Statewide Totals	2050	MHDT	Aggregate	Aggregate	Diesel	234387.8647	10207488.26	10207488.26	0	2860503.506	0	2.952691951	1.649791072	3.523676822	8.126159845	0.039071325	0.000633604	0
Statewide Totals	2050	MHDT	Aggregate	Aggregate	Electricity	270697.5505	11977372.61	0	11977373	3451349.664	12774993	0	0	0	0	0	0	0
Statewide Totals	2050	MHDT	Aggregate	Aggregate	Natural Gas	3612.451586	147639.6676	147639.6676	0	33773.53081	0	0.009196843	0.024892184	0	0.034089027	0.000213145	9.13748E-05	0
Statewide Totals	2050	OBUS	Aggregate	Aggregate	Gasoline	4753.666894	163536.8819	163536.8819	0	95111.36722	0	0.045081241	0.000248563	0.034059362	0.079389166	0.000196574	0	2.81665E-05
Statewide Totals	2050	OBUS	Aggregate	Aggregate	Diesel	12384.86762	801044.387	801044.387	0	145898.6093	0	0.635318136	0.067033962	0.143437483	0.845789581	0.008860986	5.49707E-05	0
Statewide Totals	2050	OBUS	Aggregate	Aggregate	Electricity	3635.949527	219208.1747	0	219208.2	72748.07814	237256	0	0	0	0	0	0	0
Statewide Totals	2050	OBUS	Aggregate	Aggregate	Natural Gas	1090.031782	55137.86131	55137.86131	0	9701.282856	0	0.004891424	0.001793406	0	0.00668483	7.51909E-05	5.97027E-06	0
Statewide Totals	2050	SBUS	Aggregate	Aggregate	Gasoline	2664.228963	131130.3833	131130.3833	0	10656.91585	0	0.01267753	0.001505749	0.004925732	0.019109011	0.00019706	0	9.44416E-06
Statewide Totals	2050	SBUS	Aggregate	Aggregate	Diesel	8596.970847	179518.3677	179518.3677	0	124484.1379	0	0.058279897	0.049368212	0.072657293	0.180305402	0.000577889	2.18351E-05	0
Statewide Totals	2050	SBUS	Aggregate	Aggregate	Electricity	14508.77285	412455.8475	0	412455.8	183698.1252	451074.7	0	0	0	0	0	0	0
Statewide Totals	2050	SBUS	Aggregate	Aggregate	Natural Gas	3218.339421	67334.47782	67334.47782	0	46601.55482	0	0.013865536	0.017639067	0	0.031504602	0.000292425	6.55754E-05	0
Statewide Totals	2050	UBUS	Aggregate	Aggregate	Gasoline	2077.487278	196478.228	196478.228	0	8309.949113	0	0.003929935	0	0.00262981	0.006559745	0.000234036	0	1.22512E-06
Statewide Totals	2050	UBUS	Aggregate	Aggregate	Diesel	67.68085092	3683.258291	3683.258291	0	270.7234037	0	0.000878041	0	0	0.000878041	7.16409E-05	0	0
Statewide Totals	2050	UBUS	Aggregate	Aggregate	Electricity	18441.39146	2038168.128	0	2038168	73765.56586	3961687	0	0	0	0	0	0	0
Statewide Totals	2050	UBUS	Aggregate	Aggregate	Natural Gas	280.4867967	20557.96795	20557.96795	0	1121.947187	0	0.003138638	0	0	0.003138638	0.000217669	0	0

PM2.5_TOTEX	PM2.5_PMTW	PM2.5_PMBW	PM2.5_TOTAL	PM10_RUNEX	PM10_IDLEX	PM10_STREX	PM10_TOTEX	PM10_PMTW	PM10_PMBW	PM10_TOTAL	CO2_RUNEX	CO2_IDLEX	CO2_STREX	CO2_TOTEX	CH4_RUNEX	CH4_IDLEX	CH4_STREX	CH4_TOTEX	N2O_RUNEX
0.007615202	0.002601139	0.020769504	0.030985845	0.00632542	0	0.001757006	0.008082425	0.010404555	0.059341439	0.077828419	1395.884102	0	22.8791092	1418.763211	0.326951825	0	0	0.326951825	0.228417633
27.56406648	0.3400958	1.393424487	29.29758677	27.82914073	0.981250527	0	28.81039126	1.360383198	3.98121282	34.15198728	67652.51759	2546.349068	0	70198.86666	2.050309334	0.263034127	0	2.313343461	10.60601802
9.35063E-05	2.24288E-05	0.000183169	0.000299104	0.000101685	1.14841E-08	0	0.000101697	8.97153E-05	0.000523339	0.000714751	6.729055822	0.175376549	0	6.904432371	0.018820806	0.000505777	0	0.019326583	0.001474566
6.601538315	1.039727056	1.408631489	9.04989686	6.13140484	0	1.024784574	7.156189413	4.158908223	4.024661398	15.33975903	192032.9841	0	8056.159212	200089.1433	22.79778486	0	20.28620978	43.08399464	23.46194389
0.823609367	0.00583381	0.00823256	0.837675737	0.860849328	0	0	0.860849328	0.023335239	0.023521599	0.907706165	1061.047431	0	0	1061.047431	0.049563207	0	0	0.049563207	0.166342489
0	6.36067E-05	4.8739E-05	0.000112346	0	0	0	0	0.000254427	0.000139254	0.000393681	0	0	0	0	0	0	0	0	0
1.386974327	0.173100955	0.27760292	1.837678202	1.28363567	0	0.212100565	1.495736234	0.692403819	0.793151199	2.981291252	36564.39687	0	1689.39386	38253.79073	6.051719864	0	3.844121451	9.895841315	5.582339742
0.057191537	0.000450177	0.000792685	0.058434399	0.059777485	0	0	0.059777485	0.001800707	0.002264815	0.063843007	97.21956338	0	0	97.21956338	0.003277361	0	0	0.003277361	0.015241302
0	2.91518E-05	2.23418E-05	5.14936E-05	0	0	0	0	0.000116607	6.38336E-05	0.000180441	0	0	0	0	0	0	0	0	0
1.68881853	0.307908813	0.479863183	2.476590525	1.590228203	0	0.238771865	1.829000068	1.23163525	1.371037666	4.431672984	77785.88947	0	2963.850505	80749.73998	7.117971163	0	6.456664042	13.5746352	9.889914426
0.004236168	3.12039E-05	5.63369E-05	0.004323709	0.004427709	0	0	0.004427709	0.000124816	0.000160963	0.004713487	7.862356289	0	0	7.862356289	0.000244737	0	0	0.000244737	0.001232597
0.173758139	0.040178194	0.548432348	0.762368681	0.170370552	0	0.017922923	0.188293475	0.160712776	1.566949567	1.915955818	20033.83759	63.74580216	215.0483132	20312.63171	1.968898327	0.051871769	0.363626342	2.384396438	1.482952347
0.548956394	0.022049005	0.200645947	0.771651347	0.5631542	0.010623566	0	0.573777767	0.088196021	0.573274135	1.235247922	4255.437822	24.75287314	0	4280.190695	0.066696077	0.000879229	0	0.067575307	0.667133343
0.025038205	0.005426889	0.086423208	0.116888302	0.024292468	0	0.002782548	0.027075016	0.021707556	0.246923453	0.295706024	3077.602854	10.36628236	34.91630552	3122.885442	0.295667489	0.007201131	0.058328584	0.361197204	0.206019738
0.153946731	0.006269183	0.066557823	0.226773736	0.15804629	0.002861228	0	0.160907519	0.025076731	0.190165208	0.376149457	1320.818788	10.65681914	0	1331.475607	0.018892595	0.000258462	0	0.019151056	0.207067355
0.032258435	0.001970459	0.008275923	0.042504817	0.021354525	0	0.012489689	0.033844214	0.007881838	0.023645494	0.065371546	445.254926	0	57.68816811	502.9430941	0.87948235	0	0.264158598	1.143640949	0.140233039
0.821259414	0.157724892	0.241206707	1.220191014	0.748146508	0	0.140306546	0.888453055	0.630899568	0.689162021	2.208514644	41682.88737	0	1579.362045	43262.24942	4.357305754	0	3.468904812	7.826210566	5.202790097
0.083124628	0.00058787	0.001054134	0.084766633	0.086883155	0	0	0.086883155	0.002351482	0.003011813	0.092246449	165.0221944	0	0	165.0221944	0.004672411	0	0	0.004672411	0.025870853
0.025237173	0.006952022	0.035868956	0.068058151	0.026896894	0	0.000125078	0.027021972	0.027808086	0.102482732	0.15731279	4574.04134	0	1.6926865	4575.734026	0.440388766	0	0.003491448	0.443880213	0.301735398
0.037952066	0.000573169	0.002210333	0.040735569	0.03966809	0	0	0.03966809	0.002292676	0.006315238	0.048276004	152.0889106	0	0	152.0889106	0.001526811	0	0	0.001526811	0.023843277
0.057330056	0.011496562	0.059344408	0.128171026	0.047013234	0	0.014217993	0.061231227	0.045986248	0.169555451	0.276772926	7535.279963	54.06583743	176.6873547	7766.033155	0.863573297	0.01581915	0.28993152	1.169323967	0.58024756
5.577464805	0.0330779	0.171055667	5.781598372	5.602478828	0.227174186	0	5.829653014	0.132311598	0.488730476	6.450695089	13222.29226	410.677992	0	13632.97025	0.379421122	0.031254724	0	0.410675845	2.07288472
0.004036397	0.00147182	0.00761202	0.013120236	0.003550757	0	0.000784519	0.004335276	0.00588728	0.021748628	0.031971184	931.3111954	3.804411611	11.08418928	946.1997963	0.063278812	0.001351587	0.018107629	0.082738028	0.073233258
0.538646568	0.002156375	0.017028595	0.557831538	0.547350308	0.015651468	0	0.563001776	0.008625499	0.048653129	0.620280403	1026.214963	35.1290799	0	1061.344043	0.042340536	0.003813875	0	0.046154412	0.160881735
0.005153666	0.00049388	0.003935658	0.009583204	0.005238982	0	0.000221334	0.005460316	0.00197552	0.011244737	0.018680572	242.6689221	13.57408014	1.832156589	258.0751588	0.063669572	0.008832716	0.004057915	0.076560203	0.03074238
0.336910208	0.001534504	0.008163137	0.34660785	0.328832986	0.023310807	0	0.352143793	0.006138017	0.023323248	0.381605059	646.3028258	36.87473777	0	683.1775636	0.023882875	0.003238272	0	0.027121146	0.101322163
0.00015617	0.000114301	0.001565501	0.001835972	0.000165832	0	4.01626E-06	0.000169849	0.000457204	0.004472861	0.005099913	73.52022895	0	0.291123095	73.81135205	0.003209524	0	0.00038126	0.003590785	0.004349617
0.126453263	0.00762681	0.036913269	0.170993342	0.132170919	0	0	0.132170919	0.03050724	0.105466482	0.26814464	1814.512215	0	0	1814.512215	0.007820125	0	0	0.007820125	0.284464643
0	9.90487E-07	6.35563E-06	7.34611E-06	0	0	0	0	3.96195E-06	1.81589E-05	2.21209E-05	0	0	0	0	0	0	0	0	0
0.004220947	0.00180081	0.008442216	0.014463973	0.004411799	0	0	0.004411799	0.00720324	0.024120618	0.035735657	369.5403984	0	0	369.5403984	1.513825305	0	0	1.513825305	0.08097891
0.006376177	0.002247757	0.017941813	0.026565747	0.005161728	0	0.00160106	0.006762788	0.008991029	0.051262323	0.06701614	1200.414653	0	20.79911445	1221.213768	0.274566198	0	0	0.274566198	0.18862224
24.60238697	0.339498597	1.390898552	26.33278411	24.8333556	0.881442129	0	25.71479773	1.357994388	3.973995864	31.04678798	67234.09857	2448.83272	0	69682.93129	1.973975948	0.239389043	0	2.213364991	10.54057125
0.000189667	4.28258E-05	0.000349744	0.000582237	0.000206258	2.23632E-08	0	0.00020628	0.000171303	0.00099927	0.001376853	13.95892285	0.362636545	0	14.3215594	0.039876719	0.000984907	0	0.040861626	0.002880701
5.821544403	1.036707186	1.402175585	8.260427174	5.369953425	0	0.941116062	6.311069488	4.146828745	4.006215957	14.46411419	189574.29	0	8066.64322	197640.9332	20.32362187	0	20.00508053	40.3287024	21.50525208
0.69336846	0.005091397	0.007185519	0.705645376	0.724719505	0	0	0.724719505	0.020365588	0.020530053	0.765615146	918.4807764	0	0	918.4807764	0.041823648	0	0	0.041823648	0.143994078
0	7.17216E-05	5.49239E-05	0.000126646	0	0	0	0	0.000286886	0.000156925	0.000443812	0	0	0	0	0	0	0	0	0
1.197643347	0.164660224	0.26363036	1.62593393	1.10072998	0	0.190992385	1.291722366	0.658640897	0.753229599	2.703592861	34645.14355	0	1621.184089	36266.32764	5.237363657	0	3.649120495	8.886484152	4.888070405
0.048261671	0.000385013	0.000681339	0.049328023	0.050443849	0	0	0.050443849	0.001540053	0.001946682	0.053930584	83.61976238	0	0	83.61976238	0.002773758	0	0	0.002773758	0.01310942
0	3.01556E-05	2.31185E-05	5.32741E-05	0	0	0	0	0.000120622	6.6053E-05	0.000186675	0	0	0	0	0	0	0	0	0
1.5395274	0.319551092	0.49698494	2.356063432	1.439560626	0	0.228200382	1.667761008	1.278204369	1.419956971	4.365922348	80162.20758	0	3101.688055	83263.89563	6.535747856	0	6.632120832	13.16786869	9.377724413
0.003625477	2.9434E-05	5.23772E-05	0.003707288	0.003789405	0	0	0.003789405	0.000117736	0.000149649	0.00405679	7.254412447	0	0	7.254412447	0.000213202	0	0	0.000213202	0.001137305
0.164911501	0.041942678	0.57251755	0.779371729	0.160996821	0	0.017768281	0.178765102	0.167770711	1.635764428	1.982300241	20852.43272	68.9028873	227.0778489	21148.41346	1.836695296	0.057392108	0.387292828	2.281380232	1.407141614
0.551830887	0.024790651	0.225594923	0.802216461	0.56585742	0.010924811	0	0.576782231	0.099162604	0.644556923	1.320501758	4785.250146	28.18043136	0	4813.430577	0.074101861	0.001000992	0	0.075102852	0.750203709
0.022874337	0.005392006	0.085867689	0.114134032	0.022042452	0	0.002690696	0.024733149	0.021568022	0.245336256	0.291637427	3049.26104	10.71528486	35.43929549	3095.41562	0.263713524	0.007617916	0.059580299	0.330911739	0.186913743
0.147912861	0.006553073	0.069571789	0.224037722	0.151760803	0.002840021	0	0.154600824	0.026212291	0.198776539	0.379589654	1382.843793	11.64513898	0	1394.488932	0.019844865	0.000278632	0	0.020123497	0.216794214
0.033625124	0.002711699	0.011389126	0.04772595	0.02236617	0	0.01294164	0.03530781	0.010846796	0.032540361	0.078694966	609.2118418	0	70.32947735	679.5413192	1.176920689	0	0.314353224	1.491273913	0.19321326
0.80996983	0.181436033	0.275726763	1.267132627	0.732847182	0	0.143752735	0.876599917	0.725744133	0.787790752	2.390134802	48085.42276	0	1822.968754	49908.39151	4.225975101	0	4.034008985	8.259984086	5.1783753
0.070614172	0.000506863	0.000913532	0.072034567	0.073807032	0	0	0.073807032	0.002027452	0.002610091	0.078444575	141.9563894	0	0	141.9563894	0.003973946	0	0	0.003973946	0.022255098
0.022124747	0.006507592	0.033578426	0.062210765	0.023578086	0	0.000115224	0.02369331	0.026030368	0.09593836	0.145662038	4269.969409	0	1.595780021	4271.56519	0.384564082	0	0.003242666	0.387806748	0.264443115
0.03997444	0.000651496	0.002512059	0.043137995	0.041781907	0	0	0.041781907	0.002605984	0.00717731	0.051565201	172.390815	0	0	172.390815	0.001618868	0	0	0.001618868	0.02702643
0.049104535	0.010668665	0.055049253	0.114822453	0.039510625	0	0.012943589	0.052454214	0.042674659	0.157283581	0.252412454	6961.642807	51.6957808	165.5635135	7178.902101	0.728889578	0.015289917	0.270621466	1.014800962	0.52144641
5.243057063	0.033021121	0.170762581	5.446840765	5.252227496	0.227897341	0	5.480124838	0.132084485	0.48789309	6.100102412	13154.2753	452.1182203	0	13606.39352	0.362131039	0.031192873	0	0.393323912	2.062250837
0.003654236	0.001605671	0.008304179	0.013564085	0.003192684	0	0.000734707	0.003927391	0.006422684	0.023726224	0.0340763	1014.139961	4.120626159	11.34659851	1029.607185	0.057698889	0.001513226	0.018368298	0.077580413	0.073567894
0.513673288	0.002152687	0.016999159	0.532825134	0.519506855	0.01739246	0	0.536899315	0.008610747	0.048569026	0.594079087	1022.22074	40.56154489	0	1062.782285	0.040961144	0.004284813	0	0.045245957	0.160257827
0.004513467	0.000453276	0.00361184	0.008578584	0.004587066	0	0.000199257	0.004786323	0.001813105	0.010319544	0.016918972	223.1693125	12.92128873	1.749472829	237.840074	0.060539896	0.008324903	0.003954587	0.072819386	0.029264387
0.320945535	0.001531792	0.008148707	0.330626034	0.313529692	0.021927576	0	0.335457268	0.006127167	0.023282019	0.364866454	642.9870598	37.40796449	0	680.3950243	0.023107775	0.003036788	0	0.026144563	0.100803775
0.000146613	0.0001096	0.001507201	0.001763414	0.000155988	0	3.46664E-06	0.000159455	0.000438398	0.004306289	0.004904142	70.49480215	0	0.24609188	70.74089403	0.002734062	0	0.000335609	0.003069671	0.00370468
0.117169663	0.00723611	0.035201953	0.159607726	0.122467555	0	0	0.122467555	0.028944441	0.100577009	0.251989004	1713.117081	0	0	1713.117081	0.007241567	0	0	0.007241567	0.26857254
0	1.24525E-06	7.99032E-06	9.23557E-06	0	0	0	0	4.98098E-06	2.28295E-05	2.78105E-05	0	0	0	0	0	0	0	0	0
0.005598127	0.002403711	0.011196136	0.019197974	0.00585125	0	0	0.00585125	0.009614842	0.03198896	0.047455052	526.6049477	0	0	526.6049477	2.061238856	0	0	2.061238856	0.10867538
0.005420354	0.002110326	0.016884424	0.024415104	0.004359375	0	0.001387826	0.005747201	0.008441305	0.048241211	0.062429717	1122.300627	0	18.18650999	1140.487137	0.244144174	0	0	0.244144174	0.163270829

PM2.5_TOTEX	PM2.5_PMTW	PM2.5_PMBW	PM2.5_TOTAL	PM10_RUNEX	PM10_IDLEX	PM10_STREX	PM10_TOTEX	PM10_PMTW	PM10_PMBW	PM10_TOTAL	CO2_RUNEX	CO2_IDLEX	CO2_STREX	CO2_TOTEX	CH4_RUNEX	CH4_IDLEX	CH4_STREX	CH4_TOTEX	N2O_RUNEX
23.99944864	0.347132203	1.421658403	25.76823925	24.25165239	0.832944821	0	25.08459721	1.388528812	4.061881151	30.53500718	68507.21557	2529.258034	0	71036.47361	2.018899414	0.230587974	0	2.249487388	10.74058415
0.000800751	0.000171182	0.001397985	0.002369918	0.000870798	9.24782E-08	0	0.00087089	0.000684727	0.003994243	0.00554986	57.18026565	1.505189784	0	58.68545543	0.174235383	0.004072876	0	0.17830826	0.011756515
5.362142267	1.07975636	1.458796651	7.900695278	4.962698924	0	0.85078043	5.813479354	4.319025439	4.167990431	14.30049522	196187.3983	0	7921.648509	204109.0468	19.29259257	0	19.44470505	38.73729762	20.82324412
0.621911227	0.004879383	0.006858687	0.633649297	0.650031293	0	0	0.650031293	0.019517534	0.019596248	0.689145075	866.8714154	0	0	866.8714154	0.037673192	0	0	0.037673192	0.13590839
0	0.000351926	0.00026824	0.000620166	0	0	0	0	0.001407704	0.000766401	0.002174105	0	0	0	0	0	0	0	0	0
1.052026154	0.161482647	0.258147523	1.471656324	0.970009578	0	0.164732061	1.134741639	0.645930589	0.737564352	2.518236581	33902.3946	0	1494.849497	35397.2441	4.694079949	0	3.333730205	8.027810154	4.399235811
0.042683624	0.000360077	0.000634105	0.043677805	0.044613588	0	0	0.044613588	0.001440307	0.001811728	0.047865623	79.57053698	0	0	79.57053698	0.002474145	0	0	0.002474145	0.012475095
0	7.61475E-05	5.82633E-05	0.000134411	0	0	0	0	0.00030459	0.000166466	0.000471056	0	0	0	0	0	0	0	0	0
1.424691747	0.329311585	0.513218659	2.267221991	1.335022551	0	0.208654994	1.543677546	1.31724634	1.466339025	4.327262911	82350.28616	0	3051.144188	85401.43035	6.227042783	0	6.476230608	12.70327339	9.120079363
0.003123953	2.61881E-05	4.68464E-05	0.003196988	0.003265204	0	0	0.003265204	0.000104752	0.000133847	0.003503804	6.412165835	0	0	6.412165835	0.000183963	0	0	0.000183963	0.001005302
0.163115304	0.046306959	0.632089994	0.841512257	0.159679675	0	0.017191922	0.176871597	0.185227837	1.80597141	2.168070844	23007.39679	73.21497402	235.6265354	23316.2383	1.77457193	0.062733653	0.406940277	2.244245861	1.390084175
0.608292756	0.029333331	0.266933311	0.904559398	0.624660558	0.011136497	0	0.635797055	0.117333324	0.762666603	1.515796981	5660.515847	31.67599536	0	5692.191842	0.088855059	0.001125201	0	0.08998026	0.887457566
0.019799014	0.005613488	0.089394796	0.114807298	0.019220832	0	0.002211361	0.021432193	0.022453952	0.255413703	0.299299847	3160.759065	10.53982789	33.35011801	3204.649011	0.213842634	0.007860175	0.055453294	0.277156103	0.165264454
0.151372602	0.007201804	0.076459151	0.235033556	0.155488735	0.002728264	0	0.158216999	0.028807215	0.218454716	0.40547893	1521.177598	12.458738	0	1533.636336	0.022184197	0.00029403	0	0.022478227	0.238490732
0.034208512	0.003132271	0.013155526	0.050496309	0.023046923	0	0.012889795	0.035936717	0.012529083	0.037587218	0.086053018	703.3982565	0	76.37036482	779.7686214	1.346625316	0	0.337456447	1.684081763	0.223368046
0.835907936	0.218414258	0.329772915	1.384095109	0.759988967	0	0.145085972	0.905074939	0.873657034	0.942208328	2.720940301	58151.28452	0	2065.801285	60217.08581	4.341623152	0	4.62000538	8.961628532	5.448973203
0.066684455	0.000519698	0.00092142	0.068125573	0.06969963	0	0	0.06969963	0.00207879	0.00263263	0.07441105	143.3651433	0	0	143.3651433	0.003790164	0	0	0.003790164	0.022476835
0.02001196	0.006328814	0.032652785	0.058993558	0.021339248	0	0.000101176	0.021440424	0.025315254	0.09329367	0.140049348	4145.640785	0	1.449359543	4147.090145	0.345708511	0	0.002888452	0.348596963	0.241336174
0.043366647	0.000761217	0.002934897	0.04706276	0.045327494	0	0	0.045327494	0.003044867	0.00838542	0.056757781	200.9390834	0	0	200.9390834	0.001769037	0	0	0.001769037	0.031503297
0.042671222	0.010545097	0.054397469	0.107613788	0.034326875	0	0.011272057	0.045598932	0.042180389	0.15542134	0.24320066	6856.686285	48.20816235	149.9205076	7054.814955	0.63637871	0.014528083	0.244870787	0.89577758	0.495168729
5.056351107	0.03377449	0.17465845	5.264784046	5.077117657	0.20785921	0	5.284976867	0.135097958	0.499024142	5.919098967	13409.23637	446.4331348	0	13855.66951	0.356136473	0.028325651	0	0.384462124	2.102304558
0.003584483	0.002029138	0.010486802	0.016100423	0.003191556	0	0.000667352	0.003858907	0.008116551	0.029962293	0.041937751	1279.379248	4.734767508	11.76781698	1295.881833	0.059341675	0.00180696	0.019124554	0.080273189	0.085297434
0.452128388	0.002202208	0.017389471	0.471720067	0.457073352	0.015498275	0	0.472571627	0.008808832	0.049684203	0.531064662	1040.262297	37.15424322	0	1077.41654	0.036355553	0.003745772	0	0.040101325	0.16309267
0.004055998	0.000449291	0.003582866	0.008088155	0.004135245	0	0.000173015	0.004308261	0.001797164	0.010236759	0.016342183	222.1092744	12.52847482	1.687415526	236.3251648	0.062685167	0.008028816	0.003704075	0.074418058	0.030103987
0.313103803	0.001566822	0.008335059	0.323005685	0.307089731	0.020171236	0	0.327260968	0.006267289	0.023814455	0.357342712	655.076801	37.88272392	0	692.9595249	0.022994512	0.002776458	0	0.02577097	0.10270316
0.000178581	0.000163507	0.002216744	0.002558831	0.000190191	0	4.03151E-06	0.000194223	0.000654027	0.006333553	0.007181803	108.7472525	0	0.292282001	109.0395345	0.003047368	0	0.000395802	0.00344317	0.004408758
0.114107957	0.007088884	0.034423136	0.155619977	0.119267413	0	0	0.119267413	0.028355537	0.098351818	0.245974767	1678.352209	0	0	1678.352209	0.007143144	0	0	0.007143144	0.26313262
0	1.36936E-06	8.78673E-06	1.01561E-05	0	0	0	0	5.47744E-06	2.5105E-05	3.05824E-05	0	0	0	0	0	0	0	0	0
0.007908423	0.003445952	0.015616664	0.026971039	0.008266007	0	0	0.008266007	0.013783808	0.04461904	0.066668855	752.2232005	0	0	752.2232005	2.97687269	0	0	2.97687269	0.154660416
0.005014192	0.002004539	0.016029378	0.023048109	0.003932674	0	0.001380329	0.005313003	0.008018154	0.045798223	0.05912938	1050.649658	0	17.91827314	1068.567932	0.226810584	0	0	0.226810584	0.148404282
22.84051211	0.337610378	1.382531363	24.56065385	23.02424108	0.849017635	0	23.87325871	1.350441512	3.950089607	29.17378983	66471.27045	2717.239225	0	69188.50967	1.954229108	0.237375026	0	2.191604134	10.42050605
0.001145298	0.000204178	0.00166745	0.003016925	0.001245491	1.249E-07	0	0.001245616	0.00081671	0.004764143	0.006826469	67.64189884	2.03420771	0	69.67610655	0.201002535	0.005500773	0	0.206503309	0.013898462
4.71269367	1.048698438	1.416641843	7.178033951	4.333442937	0	0.775782121	5.109225058	4.194793754	4.047548123	13.35156693	187391.7596	0	7655.406293	195047.1659	17.29677309	0	18.71839586	36.01516895	18.87354482
0.531416147	0.004512758	0.006306687	0.542235592	0.555444427	0	0	0.555444427	0.018051031	0.018019106	0.591514564	787.5572468	0	0	787.5572468	0.032388105	0	0	0.032388105	0.123463039
0	0.000822279	0.000627025	0.001449304	0	0	0	0	0.003289115	0.001791501	0.005080615	0	0	0	0	0	0	0	0	0
0.951717119	0.15245001	0.245993484	1.350160613	0.87275033	0	0.153857034	1.026607364	0.60980004	0.702838525	2.339245929	31633.79986	0	1431.775888	33065.57575	4.311622973	0	3.230676271	7.542299243	4.035508094
0.038653703	0.000333001	0.000589617	0.039576321	0.040401452	0	0	0.040401452	0.001332004	0.001684621	0.043418078	73.98015086	0	0	73.98015086	0.002253571	0	0	0.002253571	0.011597651
0	9.12421E-05	6.98569E-05	0.000161099	0	0	0	0	0.000364968	0.000199591	0.00056456	0	0	0	0	0	0	0	0	0
1.346698904	0.344127937	0.536669363	2.227496204	1.253653111	0	0.205656636	1.459309747	1.376511747	1.533341037	4.369162531	84727.57829	0	3180.09061	87907.6689	5.971350062	0	6.728485676	12.69983574	8.856087232
0.002964454	2.51483E-05	4.53186E-05	0.003034921	0.003098493	0	0	0.003098493	0.000100593	0.000129482	0.003328568	6.13653063	0	0	6.13653063	0.000175576	0	0	0.000175576	0.000962006
0.161441449	0.050224819	0.685568775	0.897235043	0.157429677	0	0.017655727	0.175085404	0.200899275	1.958767929	2.334752608	24605.52993	80.29904715	253.2251801	24939.05416	1.682058135	0.071069921	0.446941163	2.200069219	1.353054892
0.675736872	0.034718481	0.315938175	1.026393528	0.694159994	0.0121307	0	0.706290695	0.138873923	0.902680501	1.747845119	6689.272563	37.92544406	0	6727.198007	0.105452796	0.001347081	0	0.106799877	1.048657634
0.018229194	0.005686334	0.090554877	0.114470405	0.017662109	0	0.002085677	0.019747786	0.022745338	0.258728219	0.301221343	3153.748998	10.91816476	33.72150597	3198.388668	0.188590241	0.008373878	0.05697924	0.253943359	0.15415319
0.15893917	0.007880792	0.083667738	0.250487699	0.163267837	0.002857857	0	0.166125694	0.031523166	0.239050679	0.436699539	1664.785104	14.15261755	0	1678.937722	0.024667818	0.000330747	0	0.024998565	0.260983476
0.033521738	0.003374364	0.014172316	0.051068417	0.022428144	0	0.012802736	0.035230879	0.013497455	0.04049233	0.089220664	748.2104971	0	81.60482455	829.8153216	1.437880244	0	0.360545669	1.798425913	0.240479342
0.841553599	0.246092633	0.371769238	1.45941547	0.761376464	0	0.150240014	0.911616477	0.984370532	1.062197822	2.958184831	64871.5129	0	2327.822751	67199.33565	4.343801099	0	5.291906808	9.635707907	5.681733464
0.057575693	0.00045335	0.000810526	0.058839569	0.06017901	0	0	0.06017901	0.0018134	0.002315789	0.0643082	124.8009613	0	0	124.8009613	0.003289166	0	0	0.003289166	0.019564681
0.018154119	0.006140461	0.031674399	0.055968979	0.019352341	0	9.60322E-05	0.019448374	0.024561843	0.090498282	0.134508499	3965.613637	0	1.387627068	3967.001264	0.311157951	0	0.00277474	0.313932692	0.216443936
0.052006052	0.000913482	0.003519751	0.056439284	0.054357534	0	0	0.054357534	0.003653927	0.010056431	0.068067893	240.2135622	0	0	240.2135622	0.001953209	0	0	0.001953209	0.037657575
0.040018438	0.010581893	0.05456996	0.105170291	0.031806655	0	0.010977507	0.042784162	0.042327573	0.155914171	0.241025905	6787.838779	49.15328722	148.8638119	6985.855879	0.601244268	0.01505451	0.247430532	0.863729311	0.492295336
4.792700963	0.032851864	0.169888302	4.995441129	4.783607054	0.22579858	0	5.009405633	0.131407455	0.485395149	5.626208237	13009.83555	527.9366523	0	13537.7722	0.33817696	0.03061314	0	0.3687901	2.03951375
0.003253449	0.002052129	0.010602061	0.015907638	0.002875741	0	0.000627996	0.003503737	0.008208516	0.030291602	0.042003855	1277.971273	4.822846614	11.60146882	1294.395588	0.05572159	0.001876103	0.01925508	0.076852773	0.084372301
0.454897895	0.002142046	0.016913979	0.47395392	0.461979971	0.013486388	0	0.47546636	0.008568185	0.048325653	0.532360197	1011.782333	33.09027286	0	1044.872606	0.037817232	0.003246272	0	0.041063504	0.158614148
0.003884379	0.000458292	0.003654762	0.007997433	0.003957583	0	0.000170455	0.004128038	0.001833169	0.010442177	0.016403384	223.8099877	13.05235501	1.754812691	238.6171554	0.064105744	0.008483713	0.003820399	0.076409856	0.030714221
0.293133167	0.001523897	0.008106706	0.30276377	0.287588575	0.018798773	0	0.306387348	0.006095586	0.023162018	0.335644953	635.163255	38.49723582	0	673.6604908	0.021818718	0.002577031	0	0.024395749	0.09957268
0.000157767	0.000154376	0.002097707	0.002409849	0.000167636	0	3.9498E-06	0.000171586	0.000617502	0.005993448	0.006782536	100.8591332	0	0.287339805	101.146473	0.002408119	0	0.000414557	0.002822676	0.003553516
0.108549777	0.006886439	0.033826974	0.14926319	0.113457916	0	0	0.113457916	0.027545754	0.096648498	0.237652168	1628.575323	0	0	1628.575323	0.006845342	0	0	0.006845342	0.255306975
0	9.03383E-07	5.79671E-06	6.70009E-06	0	0	0	0	3.61353E-06	1.6562E-05	2.01756E-05	0	0	0	0	0	0	0	0	0
0.009103964	0.003960823	0.018095779	0.031160566	0.009515605	0	0	0.009515605	0.015843292	0.051702225	0.077061121	869.0971556	0	0	869.0971556	3.434268737	0	0	3.434268737	0.178574429
0.004378337	0.002493621	0.019880675	0.026752633	0.003379252	0	0.001259642	0.004638894	0.009974484	0.056801927	0.071415306	1266.101277	0	17.05777897	1283.159056	0.207180192	0	9.18398E-06	0.207189376	0.143186219
24.57711699	0.3605579	1.476325673	26.41400056	24.81800493	0.87038023	0	25.68838516	1.442231601	4.218073351	31.34869011	70839.1129	3018.42837	0	73857.54127	2.032810147	0.247351512	0	2.280161659	11.1053674
0.001591425	0.000257779	0.002105197	0.003954401	0.001730672	1.47881E-07	0	0.00173082	0.001031117	0.006014849	0.008776785	84.91860692	2.408611722	0	87.32721864	0.248217049	0.006512904	0	0.254729953	0.0174475
4.151170243	1.046963967	1.415330135	6.613464345	3.788766594	0	0.711523901	4.500290495	4.187855867	4.043800387	12.73194675	186154.6918	0	7661.004682	193815.6965	15.88407946	0	18.19518139	34.07926085	17.15254378
0.464222345	0.00417755	0.005825355	0.474225249	0.485212419	0	0	0.485212419	0.016710198	0.016643871	0.518566488	719.9764705	0	0	719.9764705	0.028417469	0	0	0.028417469	0.112869895
0	0.000627757	0.000479541	0.001107299	0	0	0	0	0.002511029	0.001370119	0.003881147	0	0	0	0	0	0	0	0	0
0.832153525	0.139789313	0.227393178	1.199336015	0.758602561	0	0.138996299	0.897598859	0.55915725	0.649694794	2.106450903	28867.71896	0	1339.909573	30207.62854	3.861633465	0	3.022770632	6.884404097	3.540752686
0.034852317	0.000316898	0.000557565	0.03572678	0.036428184	0	0	0.036428184	0.001267592	0.001593042	0.039288818	71.48470346	0	0	71.48470346	0.002041436	0	0	0.002041436	0.011206576
0	8.48981E-05	6.51024E-05	0.000150001	0	0	0	0	0.000339592	0.000186007	0.000525599	0	0	0	0	0	0	0	0	0
1.202450885	0.353327151	0.551412891	2.107190926	1.112109674	0	0.190870469	1.302980143	1.413308602	1.575465402	4.291754147	85796.96878	0	3255.370961	89052.33975	5.577923542	0	6.635937455	12.213861	8.15948393
0.002363481	2.08279E-05	3.7302E-05	0.00242161	0.002470347	0	0	0.002470347	8.33114E-05	0.000106577	0.002660235	5.050496963	0	0	5.050496963	0.000140468	0	0	0.000140468	0.000791761

PM2.5_TOTEX	PM2.5_PMTW	PM2.5_PMBW	PM2.5_TOTAL	PM10_RUNEX	PM10_IDLEX	PM10_STREX	PM10_TOTEX	PM10_PMTW	PM10_PMBW	PM10_TOTAL	CO2_RUNEX	CO2_IDLEX	CO2_STREX	CO2_TOTEX	CH4_RUNEX	CH4_IDLEX	CH4_STREX	CH4_TOTEX	N2O_RUNEX
0.148575511	0.050774084	0.693066252	0.892415848	0.144144241	0	0.017014654	0.161158896	0.203096338	1.980189293	2.344444526	24696.06506	83.83327998	261.3094387	25041.20778	1.554386619	0.075521033	0.464007035	2.093914687	1.272747805
0.913263627	0.039476236	0.35923375	1.311973613	0.941617961	0.012939395	0	0.954557355	0.157904945	1.026382142	2.138844442	7380.640042	43.73159411	0	7424.371636	0.137636681	0.001553329	0	0.13919001	1.15705457
0.015476325	0.005913125	0.094166513	0.115555963	0.014919681	0	0.001848926	0.016768608	0.023652499	0.269047181	0.309468288	3246.775962	11.26095556	34.05346568	3292.090384	0.153998039	0.00900328	0.056473647	0.219474966	0.134864353
0.184021136	0.008252186	0.087610711	0.279884033	0.189519073	0.002822682	0	0.192341755	0.033008745	0.250316318	0.475666818	1763.712354	15.23825226	0	1778.950606	0.028427819	0.000352676	0	0.028780495	0.276495186
0.031204143	0.003483087	0.014628951	0.049316181	0.020227952	0	0.012566824	0.032794776	0.013932346	0.041797004	0.088524126	769.1298391	0	87.44254633	856.5723854	1.473589154	0	0.381779795	1.855368949	0.2479416
0.786666379	0.27266782	0.412213934	1.471548132	0.707100104	0	0.145216921	0.852317026	1.09067128	1.177754096	3.120742402	71952.3137	0	2589.369396	74541.6831	4.232061005	0	5.503829005	9.73589001	5.632190777
0.052380072	0.000458238	0.000798141	0.053636451	0.054748467	0	0	0.054748467	0.001832953	0.002280403	0.058861822	125.6155246	0	0	125.6155246	0.003031275	0	0	0.003031275	0.019692603
0.015670394	0.005929754	0.030578124	0.052178272	0.016707602	0	8.55846E-05	0.016793186	0.023719016	0.087366068	0.127878271	3794.514986	0	1.287688018	3795.802674	0.268837783	0	0.002530926	0.271368709	0.189742821
0.060173217	0.001056905	0.004070733	0.065300856	0.062893983	0	0	0.062893983	0.00422762	0.011630667	0.07875227	276.8192293	0	0	276.8192293	0.0020317	0	0	0.0020317	0.043396637
0.034567346	0.010571277	0.054488184	0.099626808	0.027079373	0	0.009883411	0.036962783	0.04228511	0.155680526	0.23492842	6713.624891	48.19530586	140.4646651	6902.284862	0.523470084	0.015318105	0.232492316	0.771280505	0.448998029
4.966966785	0.035087283	0.181448462	5.18350253	4.967709736	0.223841246	0	5.191550982	0.140349131	0.518424178	5.850324292	13857.96571	568.5720452	0	14426.53776	0.350061185	0.030203672	0	0.380264857	2.17249757
0.002898605	0.002183702	0.011281485	0.016363792	0.002541986	0	0.000580312	0.003122298	0.008734809	0.032232813	0.044089921	1349.083891	5.193091807	11.9953348	1366.272318	0.053203939	0.002098181	0.019326185	0.074628305	0.081205957
0.480060971	0.002287736	0.018064718	0.500413425	0.487722733	0.014044465	0	0.501767198	0.009150942	0.051613481	0.562531621	1078.218904	35.32307125	0	1113.541975	0.040344958	0.003410514	0	0.043755473	0.169031155
0.003450189	0.000447267	0.003566943	0.007464399	0.003516324	0	0.000154244	0.003670568	0.001789068	0.010191266	0.015650903	216.9161016	13.02200769	1.727193803	231.6652175	0.061703189	0.008588457	0.003833561	0.074125207	0.029722037
0.302497994	0.001627641	0.008658601	0.312784236	0.298657564	0.017518047	0	0.316175611	0.006510566	0.024738859	0.347425035	676.7803731	39.02563004	0	715.8060031	0.022897743	0.002389848	0	0.025287591	0.106098092
0.000146167	0.000161055	0.002192006	0.002499228	0.000155286	0	3.68324E-06	0.00015897	0.000644222	0.006262873	0.007066065	104.834539	0	0.283637778	105.1181768	0.001843821	0	0.000427533	0.002271354	0.003081026
0.094345636	0.006225034	0.030769854	0.131340524	0.098611527	0	0	0.098611527	0.024900135	0.087913869	0.211425531	1465.763111	0	0	1465.763111	0.006102285	0	0	0.006102285	0.229786021
0	5.1259E-08	3.28912E-07	3.80171E-07	0	0	0	0	2.05036E-07	9.39749E-07	1.14478E-06	0	0	0	0	0	0	0	0	0
0.009255265	0.004008083	0.018694206	0.031957554	0.009673747	0	0	0.009673747	0.016032333	0.053412017	0.079118096	878.9550321	0	0	878.9550321	3.463575449	0	0	3.463575449	0.180591378
0.003609024	0.001756125	0.013995962	0.019361111	0.002703134	0	0.00111514	0.003818275	0.007024499	0.039988464	0.050831237	897.4039607	0	14.5949582	911.9989189	0.165948236	0	1.79464E-05	0.165966182	0.106090487
25.15278315	0.375934463	1.538858103	27.06757571	25.57977469	0.710305693	0	26.29008039	1.503737853	4.396737437	32.19055568	73616.87129	2916.563661	0	76533.43495	1.96835243	0.210336913	0	2.178689343	11.54115336
0.00259842	0.00037536	0.003065438	0.006039218	0.002825808	2.10593E-07	0	0.002826019	0.001501439	0.008758393	0.013085851	124.5293169	3.440654636	0	127.9699716	0.368491693	0.009274829	0	0.377766522	0.025506971
3.434318189	1.033414273	1.394487005	5.862219467	3.122091705	0	0.600579054	3.722670759	4.133657092	3.984248586	11.84057644	182829.2887	0	7344.35031	190173.639	13.91024455	0	16.71729875	30.6275433	15.17889275
0.380996011	0.003642476	0.005070584	0.389709071	0.398222959	0	0	0.398222959	0.014569904	0.014487383	0.427280246	620.1756891	0	0	620.1756891	0.023450927	0	0	0.023450927	0.097226935
0	0.000528357	0.000404174	0.000932532	0	0	0	0	0.002113429	0.001154784	0.003268213	0	0	0	0	0	0	0	0	0
0.739661175	0.130790363	0.215115096	1.085566635	0.673321305	0	0.124805466	0.798126771	0.523161454	0.61461456	1.935902785	26909.24338	0	1258.371948	28167.61533	3.495029003	0	2.850644793	6.345673795	3.232838756
0.029624015	0.000265672	0.000475086	0.030364774	0.030963482	0	0	0.030963482	0.00106269	0.00135739	0.033383561	59.87366421	0	0	59.87366421	0.001741554	0	0	0.001741554	0.009386587
0	7.64122E-05	5.86729E-05	0.000135085	0	0	0	0	0.000305649	0.000167637	0.000473286	0	0	0	0	0	0	0	0	0
1.013646998	0.357914445	0.557293673	1.928855115	0.932957186	0	0.165348409	1.098305594	1.43165778	1.592267636	4.12223101	85713.94564	0	3205.984697	88919.93034	4.979882306	0	6.236109217	11.21599152	7.342798934
0.00269653	2.27358E-05	4.03689E-05	0.002759635	0.002818456	0	0	0.002818456	9.0943E-05	0.00011534	0.003024738	5.50467653	0	0	5.50467653	0.000161802	0	0	0.000161802	0.000862986
0.133092665	0.050920243	0.695061316	0.879074224	0.12868999	0	0.015682688	0.144372678	0.203680972	1.985889473	2.333943123	24663.0556	85.52983682	262.6382237	25011.22366	1.360427709	0.078529201	0.470247247	1.909204156	1.16485794
1.156130937	0.044819557	0.407857971	1.608808464	1.194768921	0.013637126	0	1.208406047	0.179278229	1.165308487	2.552992763	8175.427711	49.92499733	0	8225.352708	0.172559869	0.001773365	0	0.174333234	1.28168806
0.012796003	0.005683705	0.090513007	0.108992716	0.012384842	0	0.001501	0.013885842	0.022734821	0.258608592	0.295229256	3099.920088	11.03198779	32.45836008	3143.410435	0.121567061	0.008984215	0.053583391	0.184134668	0.119093192
0.25490005	0.009978349	0.105936808	0.370815207	0.263449211	0.002976288	0	0.266425499	0.039913397	0.302676594	0.60901549	2168.241332	17.96013299	0	2186.201465	0.03805551	0.000410791	0	0.038466302	0.339922158
0.027645443	0.003831121	0.016090693	0.047567257	0.017488204	0	0.011566731	0.029054935	0.015324482	0.04597341	0.090352827	844.9737213	0	94.0351604	939.0088817	1.606100333	0	0.402355594	2.008455927	0.272839662
0.70915179	0.296790544	0.448707649	1.454649984	0.635187286	0	0.133238065	0.768425351	1.187162175	1.282021856	3.237609382	78322.38233	0	2780.229336	81102.61167	4.010443806	0	5.524793802	9.535237608	5.52891472
0.042157331	0.000340671	0.000611735	0.043109736	0.044063498	0	0	0.044063498	0.001362683	0.001747814	0.047173995	94.02125541	0	0	94.02125541	0.00242	0	0	0.00242	0.014740014
0.013368704	0.005750692	0.029641088	0.048760483	0.014253033	0	7.44287E-05	0.014327461	0.023002766	0.084688823	0.12201905	3655.809428	0	1.178753239	3656.988181	0.228720833	0	0.002285597	0.231006429	0.164495104
0.069479449	0.001201818	0.004624259	0.075305526	0.072621001	0	0	0.072621001	0.004807272	0.013212169	0.090640443	313.5958264	0	0	313.5958264	0.002131921	0	0	0.002131921	0.049163425
0.030504912	0.009605084	0.049485561	0.089595558	0.023660186	0	0.008961596	0.032621782	0.038420338	0.141387318	0.212429438	6077.578974	45.15266399	130.4475472	6253.179185	0.469444883	0.014319387	0.218838537	0.702602807	0.41433167
4.993457736	0.036597741	0.189258295	5.219313771	4.999961511	0.219278225	0	5.219239736	0.146390963	0.540737984	5.906368684	14408.19298	617.5754058	0	15025.76838	0.349488613	0.029392132	0	0.378880745	2.258818689
0.002500203	0.002396326	0.012376913	0.017273441	0.002196549	0	0.000497706	0.002694256	0.009585303	0.035362608	0.047642166	1473.470588	5.554869693	12.2135505	1491.239008	0.050001179	0.002343219	0.01938281	0.071727207	0.078094898
0.474250215	0.002385821	0.018839353	0.49547539	0.485214486	0.01047922	0	0.495693706	0.009543285	0.053826723	0.559063713	1120.400569	31.54906675	0	1151.949636	0.04117728	0.002590573	0	0.043767853	0.175648796
0.003024302	0.00042429	0.003385161	0.006833754	0.003084723	0	0.000134786	0.003219509	0.001697162	0.00967189	0.014588561	205.1103389	12.3829106	1.61916262	219.1124122	0.057512028	0.008279428	0.003667584	0.06945904	0.027609317
0.304577718	0.00169746	0.009030015	0.315305193	0.302125142	0.016224228	0	0.318349371	0.00678984	0.025800044	0.350939254	703.866719	39.55243906	0	743.4191581	0.023322853	0.002200658	0	0.025523511	0.110347446
0.000127276	0.000164353	0.002221623	0.002513252	0.000135202	0	3.22214E-06	0.000138424	0.000657412	0.006347495	0.007143331	109.208294	0	0.294237717	109.5025317	0.001740181	0	0.000431627	0.002171808	0.002923723
0.081423246	0.005765355	0.029001137	0.116189738	0.085104844	0	0	0.085104844	0.023061418	0.082860391	0.191026654	1349.71973	0	0	1349.71973	0.005431693	0	0	0.005431693	0.211599897
0	2.41974E-08	1.55267E-07	1.79464E-07	0	0	0	0	9.67896E-08	4.43619E-07	5.40409E-07	0	0	0	0	0	0	0	0	0
0.011163881	0.004952236	0.022915257	0.039031374	0.011668662	0	0	0.011668662	0.019808945	0.065472163	0.09694977	1090.03197	0	0	1090.03197	4.446827689	0	0	4.446827689	0.223268021
0.003221523	0.001671252	0.013316403	0.018209177	0.002346423	0	0.001058986	0.003405409	0.006685007	0.038046866	0.048137281	854.9103827	0	14.01359389	868.9239766	0.147730523	0	1.65371E-05	0.14774706	0.094630231
25.45548068	0.377076526	1.542938306	27.37549551	25.87665596	0.729808602	0	26.60646456	1.508306104	4.408395161	32.52316583	73656.70343	3196.741315	0	76853.44474	1.948454435	0.219400438	0	2.167854873	11.55225399
0.003665942	0.000525501	0.00429159	0.008483033	0.003986718	3.28541E-07	0	0.003987046	0.002102003	0.012261687	0.018350737	173.0048366	5.365912004	0	178.3707486	0.516495062	0.014513755	0	0.531008817	0.035447765
2.922568307	1.016616721	1.370730364	5.309915392	2.633423954	0	0.534140336	3.16756429	4.066466882	3.91637247	11.15040364	180567.8623	0	7291.362255	187859.2245	12.36943072	0	15.80006303	28.16949375	13.52384556
0.323121082	0.003301716	0.004588024	0.331010823	0.337731184	0	0	0.337731184	0.013206865	0.01310864	0.364046689	554.7270947	0	0	554.7270947	0.020001204	0	0	0.020001204	0.08700292
0	0.000534715	0.000409446	0.00094416	0	0	0	0	0.002138859	0.001169845	0.003308704	0	0	0	0	0	0	0	0	0
0.659667319	0.122479136	0.20296788	0.985114335	0.597309033	0	0.114686244	0.711995277	0.489916544	0.579908228	1.781820049	25280.96869	0	1213.715622	26494.68431	3.163864243	0	2.725210266	5.889074509	2.935147679
0.026456554	0.000242356	0.000433477	0.027132388	0.027652802	0	0	0.027652802	0.000969425	0.001238506	0.029860734	54.96162563	0	0	54.96162563	0.00156603	0	0	0.00156603	0.008620134
0	7.45383E-05	5.72952E-05	0.000131833	0	0	0	0	0.000298153	0.0001637	0.000461854	0	0	0	0	0	0	0	0	0
0.872701864	0.349461357	0.545794554	1.767957775	0.796906936	0	0.148643608	0.945550544	1.397845429	1.55941301	3.902808984	83363.57595	0	3179.95893	86543.53488	4.470792932	0	5.955166374	10.42595931	6.606030332
0.002427	2.13491E-05	3.738E-05	0.002485729	0.002536738	0	0	0.002536738	8.53965E-05	0.0001068	0.002728935	5.124209957	0	0	5.124209957	0.000146279	0	0	0.000146279	0.000803677
0.11763416	0.052248383	0.713190424	0.883072968	0.113118574	0	0.014493228	0.127611802	0.208993531	2.037686927	2.37429226	25342.74084	89.49815849	271.2512573	25703.49025	1.181014827	0.083351137	0.476374532	1.740740496	1.059430305
1.327583168	0.047715076	0.434207192	1.809505436	1.373454897	0.014155691	0	1.387610588	0.190860304	1.240591976	2.819062868	8555.315697	54.96178597	0	8610.277482	0.197654772	0.001953096	0	0.199607867	1.341808352
0.011261505	0.005876433	0.093582192	0.110720129	0.010898183	0	0.001335738	0.01223392	0.023505731	0.267377691	0.303117342	3210.589473	11.73379518	33.95019143	3256.273459	0.105299792	0.009661606	0.054121508	0.169082905	0.111045815
0.327806689	0.011640491	0.123583208	0.463030388	0.33931409	0.003314563	0	0.342628653	0.046561962	0.353094881	0.742285496	2555.567464	21.30089701	0	2576.868361	0.047758176	0.000484046	0	0.048242222	0.400813002
0.025411038	0.004223177	0.017737329	0.047371545	0.015564653	0	0.011141205	0.026705857	0.016892708	0.050678084	0.094276649	936.5272357	0	104.9517598	1041.478995	1.758695706	0	0.438523166	2.197218872	0.300679999
0.631198689	0.310553669	0.471013893	1.412766252	0.561297875	0	0.122696109	0.683993985	1.242214678	1.345753981	3.271962644	82326.66356	0	2957.297948	85283.96151	3.691357237	0	5.43183844	9.123195676	5.177906912
0.035527665	0.000292167	0.000526044	0.036345876	0.037134069	0	0	0.037134069	0.001168667	0.001502982	0.039805718	80.58829705	0	0	80.58829705	0.002046946	0	0	0.002046946	0.012639399
0.01129517	0.005457036	0.028116271	0.044868477	0.012041779	0	6.53087E-05	0.012107087	0.021828146	0.080332202	0.114267435	3472.436933	0	1.096246828	3473.533179	0.19291958	0	0.002076932	0.194996513	0.141442073
0.078626794	0.001339908	0.005151635	0.085118337	0.082181949	0	0	0.082181949	0.005359632	0.014718957	0.102260539	348.4842364	0	0	348.4842364	0.002222488	0	0	0.002222488	0.054655968
0.026725099	0.009140417	0.047073276	0.082938792	0.020395753	0	0.008183804	0.028579558	0.036561669	0.134495074	0.1996363	5793.58345	44.12532627	124.5964715	5962.305248	0.414090751	0.014145832	0.207655572	0.635892155	0.373712531

PM2.5_TOTEX	PM2.5_PMTW	PM2.5_PMBW	PM2.5_TOTAL	PM10_RUNEX	PM10_IDLEX	PM10_STREX	PM10_TOTEX	PM10_PMTW	PM10_PMBW	PM10_TOTAL	CO2_RUNEX	CO2_IDLEX	CO2_STREX	CO2_TOTEX	CH4_RUNEX	CH4_IDLEX	CH4_STREX	CH4_TOTEX	N2O_RUNEX
4.944304103	0.036725386	0.189918987	5.170948476	4.944158048	0.223705546	0	5.167863594	0.146901544	0.542625677	5.857390816	14429.03725	674.4934915	0	15103.53074	0.342708887	0.029888507	0	0.372597394	2.263037786
0.0022242	0.00282439	0.014588318	0.019636909	0.001938912	0	0.000458372	0.002397284	0.011297561	0.04168091	0.055375755	1739.768197	6.568171895	13.66380891	1760.000178	0.048023074	0.002890215	0.020543639	0.071456928	0.075348804
0.463960336	0.002394145	0.018904825	0.485259306	0.474133664	0.0108049	0	0.484938564	0.009576579	0.054013786	0.54852893	1121.80272	35.64241407	0	1157.445134	0.040364033	0.002702504	0	0.043066537	0.175942573
0.002754798	0.000421799	0.003364223	0.00654082	0.002810619	0	0.000124851	0.00293547	0.001687194	0.009612067	0.014234731	204.3881834	12.64111255	1.620638901	218.6499348	0.056513283	0.008493648	0.003801828	0.068808759	0.026873202
0.333885774	0.001703311	0.009061143	0.344650228	0.330985468	0.017997139	0	0.348982607	0.006813245	0.02588898	0.381684832	707.5366494	40.95559754	0	748.492247	0.025628956	0.002447834	0	0.028076789	0.110969439
0.00010658	0.000172297	0.002420294	0.002699171	0.000112916	0	3.00002E-06	0.000115916	0.000689187	0.006915125	0.007720228	107.3465374	0	0.320689903	107.6672273	0.002141864	0	0.000462329	0.002604193	0.003306691
0.076412591	0.005427663	0.028571743	0.110411997	0.079867629	0	0	0.079867629	0.021710654	0.081633552	0.183211835	1279.728666	0	0	1279.728666	0.005369071	0	0	0.005369071	0.200711543
0	2.52663E-08	1.62126E-07	1.87392E-07	0	0	0	0	1.01065E-07	4.63216E-07	5.64281E-07	0	0	0	0	0	0	0	0	0
0.011820323	0.005462813	0.025265641	0.042548777	0.012354785	0	0	0.012354785	0.021851252	0.072187545	0.106393583	1192.84334	0	0	1192.84334	5.145080688	0	0	5.145080688	0.244407213
0.002761857	0.001591968	0.012697395	0.01705122	0.001973298	0	0.000944391	0.002917689	0.006367871	0.036278272	0.045563832	814.1307879	0	12.7591429	826.8899308	0.128402679	0	1.91876E-05	0.128421866	0.083213865
24.91333363	0.389839574	1.594736177	26.89790938	25.36990623	0.669897797	0	26.03980403	1.559358297	4.556389076	32.1555514	76092.98681	3235.109473	0	79328.09628	1.963858983	0.211458562	0	2.175317546	11.93357586
0.003711411	0.000656374	0.005334824	0.009702609	0.004035887	6.11169E-07	0	0.004036498	0.002625495	0.015242355	0.021904348	195.9940069	6.66295686	0	202.6569637	0.579028738	0.018227945	0	0.597256683	0.039904198
2.469937217	1.006063111	1.355885347	4.831885674	2.210741996	0	0.466081405	2.676823401	4.024252443	3.873958134	10.57503398	179133.2055	0	7171.296513	186304.5021	10.92602005	0	14.73943926	25.66545931	12.01481287
0.26530568	0.003037947	0.004218183	0.27256181	0.277301626	0	0	0.277301626	0.012151789	0.01205195	0.301505365	503.422473	0	0	503.422473	0.017238058	0	0	0.017238058	0.078951169
0	0.000586833	0.000449487	0.00103632	0	0	0	0	0.002347333	0.001284249	0.003631581	0	0	0	0	0	0	0	0	0
0.577289817	0.114895044	0.191057359	0.88324222	0.520688727	0	0.102521454	0.623210182	0.459580177	0.545878168	1.628668527	23787.63856	0	1149.112879	24936.75144	2.820894143	0	2.537956159	5.358850303	2.618552381
0.022467014	0.000222049	0.00039565	0.023084712	0.023482872	0	0	0.023482872	0.000888196	0.001130428	0.025501496	50.88384273	0	0	50.88384273	0.001393871	0	0	0.001393871	0.007980055
0	6.2302E-05	4.79118E-05	0.000110214	0	0	0	0	0.000249208	0.000136891	0.000386099	0	0	0	0	0	0	0	0	0
0.755796771	0.348879859	0.545819165	1.650495796	0.68605298	0	0.132833143	0.818886123	1.395519437	1.559483328	3.773888888	82922.97873	0	3171.767772	86094.7465	4.027841959	0	5.658776837	9.686618796	5.965592023
0.002291311	2.16005E-05	3.74547E-05	0.002350366	0.002394914	0	0	0.002394914	8.64019E-05	0.000107013	0.002588329	5.127960076	0	0	5.127960076	0.000146529	0	0	0.000146529	0.000804212
0.103570824	0.050969666	0.695735935	0.850276425	0.099207291	0	0.01316264	0.11236993	0.203878662	1.987816957	2.30406555	24805.29062	90.35207158	270.7763638	25166.41906	1.022645128	0.084653155	0.471035388	1.578333671	0.95798749
1.269479392	0.047776308	0.434764404	1.752020104	1.313266273	0.013613344	0	1.326879617	0.191105233	1.242184011	2.760168861	8640.433828	57.499347	0	8697.933175	0.20273228	0.002043135	0	0.204775415	1.355069329
0.00881114	0.005430627	0.086482731	0.100724498	0.008493566	0	0.001077679	0.009571245	0.021722507	0.247093518	0.27838727	2977.63283	11.15077793	31.73622452	3020.519832	0.074445758	0.009306009	0.049489575	0.133241342	0.089990403
0.321967792	0.01205057	0.127936889	0.461955251	0.33320981	0.003315937	0	0.336525746	0.048202281	0.365533968	0.750261996	2686.161381	23.04322539	0	2709.204607	0.050200974	0.000521389	0	0.050722363	0.421267609
0.023009743	0.004434662	0.018625567	0.046069972	0.013733843	0	0.010448603	0.024182446	0.017738649	0.053215905	0.095137	989.195106	0	112.3683538	1101.56346	1.838539199	0	0.459968134	2.298507333	0.315607141
0.559237129	0.315068948	0.480881607	1.355187684	0.494767095	0	0.111309438	0.606076534	1.260275792	1.373947448	3.240299774	83993.47394	0	3042.505761	87035.9797	3.386997791	0	5.292247517	8.679245308	4.827581435
0.029047445	0.000261415	0.000467875	0.029776734	0.030360841	0	0	0.030360841	0.001045658	0.001336787	0.032743286	71.95806739	0	0	71.95806739	0.001756181	0	0	0.001756181	0.011285101
0.009585924	0.005176436	0.026661617	0.041423977	0.010221128	0	5.66194E-05	0.010277747	0.020705745	0.076176048	0.107159541	3300.435946	0	1.013147917	3301.449094	0.163255354	0	0.001871509	0.165126863	0.122615009
0.078319613	0.001446048	0.005557968	0.08532363	0.081860879	0	0	0.081860879	0.005784194	0.015879909	0.103524981	376.0182438	0	0	376.0182438	0.002271752	0	0	0.002271752	0.05897051
0.023156054	0.009238384	0.047572778	0.079967217	0.017518583	0	0.007249241	0.024767824	0.036953538	0.135922223	0.197643585	5867.433988	43.86303358	119.2578776	6030.554899	0.372414614	0.014375821	0.197378258	0.584168693	0.354434806
4.75058249	0.037979279	0.196402804	4.984964573	4.758085433	0.207297317	0	4.965382749	0.151917115	0.56115087	5.678450734	14915.32938	704.1444003	0	15619.47378	0.34303203	0.028749326	0	0.371781356	2.339154003
0.001925443	0.002894772	0.014954081	0.019774296	0.001670518	0	0.000405083	0.002075601	0.011579088	0.042725947	0.056380635	1792.143572	6.841443016	13.83526989	1812.820285	0.044470135	0.003052113	0.020343046	0.067865294	0.069690923
0.460518359	0.002475948	0.019550965	0.482545272	0.471158097	0.010182859	0	0.481340955	0.009903791	0.055859901	0.547104647	1159.802541	36.49342755	0	1196.295968	0.041882606	0.002679044	0	0.04456165	0.181890502
1.24338E-08	7.58204E-08	3.87196E-07	4.7545E-07	1.09074E-08	2.61551E-09	0	1.35229E-08	3.03282E-07	1.10627E-06	1.42308E-06	0.022921238	0.001044456	0	0.023965693	1.1971E-05	4.11625E-06	0	1.60873E-05	4.66674E-06
0.0024333	0.000402627	0.003212374	0.006048301	0.002483246	0	0.000111435	0.002594681	0.00161051	0.009178211	0.013383401	195.7135697	12.31595377	1.551185788	209.5807092	0.052752245	0.008324937	0.003652535	0.064729718	0.025023246
0.312045738	0.001758945	0.009356868	0.323161551	0.309685873	0.016469188	0	0.326155061	0.007035781	0.026733907	0.359924749	727.8317289	43.06259655	0	770.8943254	0.025438008	0.002318778	0	0.027756786	0.114145015
4.01631E-06	2.61496E-06	1.41433E-05	2.07745E-05	3.72997E-06	6.3813E-07	0	4.3681E-06	1.04598E-05	4.04093E-05	5.52373E-05	1.508051795	0.254825491	0	1.762877286	0.004326785	0.00100428	0	0.005331065	0.000307038
7.36363E-05	0.000197276	0.002808435	0.003079347	7.77057E-05	0	2.38049E-06	8.00862E-05	0.000789103	0.008024099	0.008893288	123.0952629	0	0.332553347	123.4278162	0.001265962	0	0.00045727	0.001723232	0.002406613
0.072460372	0.005296966	0.027708444	0.105465781	0.075736708	0	0	0.075736708	0.021187865	0.079166982	0.176091555	1238.477125	0	0	1238.477125	0.005137687	0	0	0.005137687	0.194228947
0	2.58258E-08	1.65716E-07	1.91542E-07	0	0	0	0	1.03303E-07	4.73474E-07	5.76777E-07	0	0	0	0	0	0	0	0	0
0.012287424	0.005838067	0.026944754	0.045070245	0.012843007	0	0	0.012843007	0.023352268	0.076985011	0.113180285	1276.736575	0	0	1276.736575	5.673460232	0	0	5.673460232	0.259942385
0.002481887	0.001526532	0.012147793	0.016156213	0.001752208	0	0.000869785	0.002621992	0.006106128	0.034707981	0.043436101	772.0466858	0	11.90322924	783.9499151	0.114159121	0	1.38281E-05	0.114172949	0.076733755
22.55938684	0.358748922	1.467026656	24.38516242	23.12591062	0.453511593	0	23.57942221	1.434995689	4.19150473	29.20592263	69998.20455	1545.952383	0	71544.15693	1.779506948	0.114847868	0	1.894354816	10.97649958
0.003386579	0.000816962	0.006349965	0.010553506	0.003679997	3.21673E-06	0	0.003683214	0.003267846	0.018142757	0.025093818	212.9319311	9.337364377	0	222.2692955	0.604933071	0.027022146	0	0.631955217	0.043422417
2.065302073	0.9647538	1.300829984	4.330885857	1.833104684	0	0.405083903	2.238188587	3.8590152	3.716657096	9.813860884	170268.7399	0	6864.129298	177132.8692	9.48363577	0	13.61224498	23.09588075	10.49743258
0.221875474	0.002723146	0.003775808	0.228374427	0.231907698	0	0	0.231907698	0.010892583	0.010788022	0.253588302	445.7118516	0	0	445.7118516	0.01450856	0	0	0.01450856	0.069892592
0	0.000609892	0.000467448	0.00107734	0	0	0	0	0.002439568	0.001335566	0.003775134	0	0	0	0	0	0	0	0	0
0.49039775	0.110900497	0.183221311	0.784519558	0.439488815	0	0.08995197	0.529440785	0.443601989	0.52348946	1.496532234	22727.79628	0	1087.942526	23815.7388	2.444546573	0	2.328602485	4.773149058	2.26471746
0.019868602	0.000202601	0.000361604	0.020432807	0.020766972	0	0	0.020766972	0.000810405	0.001033155	0.022610532	46.72105837	0	0	46.72105837	0.001241178	0	0	0.001241178	0.007326383
0	6.38626E-05	4.91263E-05	0.000112989	0	0	0	0	0.00025545	0.000140361	0.000395811	0	0	0	0	0	0	0	0	0
0.658747025	0.334892274	0.527315252	1.520954551	0.59372193	0	0.120000454	0.713722384	1.339569094	1.506615007	3.559906486	78581.92358	0	3069.056626	81650.98021	3.618057969	0	5.348458784	8.966516753	5.339973481
0.002118175	2.19656E-05	3.75274E-05	0.002177668	0.002213949	0	0	0.002213949	8.78623E-05	0.000107221	0.002409033	5.138032809	0	0	5.138032809	0.000136288	0	0	0.000136288	0.000805701
0.088484384	0.046922375	0.640490419	0.775897177	0.084365244	0	0.011649876	0.09601512	0.1876895	1.829972624	2.113677244	22549.64442	86.63531928	257.0474437	22893.32718	0.845711102	0.082153868	0.452556859	1.380421829	0.829632606
1.225545725	0.046439707	0.422601337	1.694586769	1.267579209	0.013380255	0	1.280959464	0.18575883	1.207432393	2.674150686	8471.037911	58.90685699	0	8529.944768	0.201527792	0.002092912	0	0.203620704	1.328353272
0.008840914	0.005742114	0.09144317	0.106026199	0.008476063	0	0.001129209	0.009605272	0.022968457	0.261266201	0.293839931	3096.226502	12.15082787	34.64001483	3143.017345	0.079335592	0.01020182	0.054234371	0.143771782	0.09223432
0.326055928	0.012460208	0.132285879	0.470802015	0.337351276	0.003447454	0	0.34079873	0.049840833	0.377959653	0.768599217	2822.018272	24.87399543	0	2846.892268	0.052190592	0.000560413	0	0.052751005	0.442523956
0.021647009	0.004631859	0.019453791	0.045732658	0.01249871	0	0.010253629	0.022752339	0.018527435	0.055582259	0.096862033	997.2037545	0	113.8979319	1111.101686	1.692962333	0	0.46472373	2.157686063	0.298476598
0.49351655	0.306089349	0.472196987	1.271802886	0.433724601	0	0.101235549	0.53496015	1.224357397	1.349134249	3.108451795	81037.88812	0	3011.824748	84049.71287	3.066941068	0	5.124027186	8.190968254	4.441439166
0.024206994	0.00023469	0.000415617	0.0248573	0.025301527	0	0	0.025301527	0.000938759	0.001187476	0.027427761	64.37418865	0	0	64.37418865	0.001470017	0	0	0.001470017	0.010094591
0.007903506	0.004674786	0.024075286	0.036653578	0.008427987	0	4.8081E-05	0.008476068	0.018699145	0.068786532	0.095961745	2952.926437	0	0.902511304	2953.828948	0.134399445	0	0.00164878	0.136048224	0.103101724
0.074659014	0.001419892	0.005457229	0.081536135	0.078034764	0	0	0.078034764	0.005679568	0.015592083	0.099306414	369.4160794	0	0	369.4160794	0.002175625	0	0	0.002175625	0.057928564
0.019797082	0.008601109	0.044272432	0.072670623	0.014702185	0	0.006465444	0.021167628	0.034404437	0.126492662	0.182064728	5408.401855	41.20576103	109.8127879	5559.420404	0.315427881	0.013881073	0.182288869	0.511597822	0.299428692
4.182947562	0.034973223	0.180857859	4.398778644	4.174348772	0.197733117	0	4.372081889	0.139892891	0.51673674	5.028711521	13753.62239	734.5581116	0	14488.1805	0.305291079	0.027455198	0	0.332746277	2.156721466
7.38278E-07	2.28912E-06	1.19301E-05	1.49575E-05	3.6812E-07	4.34825E-07	0	8.02945E-07	9.15647E-06	3.40859E-05	4.40453E-05	0.729870437	0.173360948	0	0.903231384	0.000411546	0.000684322	0	0.001095868	0.00014884
0.001689158	0.002999655	0.015497287	0.0201861	0.001456344	0	0.000364812	0.001821156	0.011998621	0.044277963	0.05809774	1841.809854	7.208449319	14.18979303	1863.208097	0.041052292	0.003302894	0.020443583	0.064798769	0.064283451
0.410767316	0.002273318	0.017968734	0.431009369	0.420816049	0.008524343	0	0.429340392	0.009093274	0.051339241	0.489772906	1066.272314	32.75602228	0	1099.028336	0.037688601	0.002232056	0	0.039920656	0.167203397
1.03889E-06	6.73902E-06	3.47016E-05	4.24795E-05	1.02182E-06	1.08067E-07	0	1.12989E-06	2.69561E-05	9.91475E-05	0.000127233	2.098955776	0.043085313	0	2.142041089	0.001155571	0.000170074	0	0.001325645	0.000428032
0.002248642	0.000409136	0.003263812	0.00592159	0.00229274	0	0.000105024	0.002397764	0.001636546	0.009325176	0.013359486	196.1098491	12.69937578	1.55267491	210.3618998	0.049567931	0.00886175	0.00364838	0.06207806	0.023597731
0.274112498	0.001609434	0.008561058	0.28428299	0.270335445	0.016171203	0	0.286506648	0.006437736	0.024460166	0.31740455	665.2257638	45.51886528	0	710.7446291	0.022675233	0.002277201	0	0.024952435	0.104314823
1.80066E-05	1.25622E-05	6.75112E-05	9.808E-05	1.74003E-05	2.18358E-06	0	1.95838E-05	5.02487E-05	0.000192889	0.000262722	6.916821348	0.87057357	0	7.787394918	0.019768716	0.003436487	0	0.023205203	0.001410522

PM2.5_TOTEX	PM2.5_PMTW	PM2.5_PMBW	PM2.5_TOTAL	PM10_RUNEX	PM10_IDLEX	PM10_STREX	PM10_TOTEX	PM10_PMTW	PM10_PMBW	PM10_TOTAL	CO2_RUNEX	CO2_IDLEX	CO2_STREX	CO2_TOTEX	CH4_RUNEX	CH4_IDLEX	CH4_STREX	CH4_TOTEX	N2O_RUNEX
0.000103463	0.000312757	0.004414453	0.004830673	0.000109564	0	2.96086E-06	0.000112525	0.00125103	0.012612724	0.013976278	193.4867548	0	0.521416026	194.0081708	0.002336624	0	0.000690391	0.003027015	0.004190742
0.062351479	0.004888971	0.025623485	0.092863935	0.065170736	0	0	0.065170736	0.019555883	0.073209957	0.157936577	1132.904078	0	0	1132.904078	0.004648859	0	0	0.004648859	0.177652002
0	2.55898E-08	1.63803E-07	1.89392E-07	0	0	0	0	1.02359E-07	4.68007E-07	5.70367E-07	0	0	0	0	0	0	0	0	0
0.012024262	0.005949584	0.027642296	0.045616143	0.012567946	0	0	0.012567946	0.023798337	0.078977989	0.115344272	1314.421202	0	0	1314.421202	5.650768907	0	0	5.650768907	0.26804503
0.002282632	0.001415527	0.011285421	0.014983579	0.001607123	0	0.000803719	0.002410841	0.005662108	0.032244059	0.040317009	725.6380798	0	11.21952547	736.8576052	0.104612464	0	6.9635E-06	0.104619428	0.070396678
20.04081614	0.32469114	1.323372584	21.68887987	20.54337222	0.4036007	0	20.94697292	1.298764559	3.781064527	26.02680201	63333.21757	1558.950009	0	64892.16758	1.575122505	0.104564124	0	1.679686629	9.930285312
0.003014357	0.001089456	0.008185671	0.012289484	0.003271847	6.54156E-06	0	0.003278388	0.004357825	0.02338763	0.031023843	248.3050145	13.51693309	0	261.8219476	0.680521686	0.040456468	0	0.720978154	0.050668472
1.844239772	0.95569826	1.291201003	4.091139035	1.633274435	0	0.365477502	1.998751937	3.822793041	3.689145722	9.5106907	170100.1709	0	6763.505571	176863.6765	8.794546596	0	12.94334434	21.73789094	9.792163561
0.197850442	0.002958656	0.004053591	0.204862689	0.206796361	0	0	0.206796361	0.011834624	0.011581689	0.230212674	468.4362206	0	0	468.4362206	0.013056375	0	0	0.013056375	0.073448113
0	0.000625006	0.000479448	0.001104454	0	0	0	0	0.002500026	0.001369851	0.003869876	0	0	0	0	0	0	0	0	0
0.430272946	0.106951376	0.176963313	0.714187636	0.385790172	0	0.078939696	0.464729868	0.427805505	0.505609466	1.398144838	22079.91939	0	1031.451327	23111.37072	2.174810099	0	2.142141062	4.316951161	2.041549912
0.017944667	0.000193979	0.000344698	0.018483345	0.018756045	0	0	0.018756045	0.000775918	0.000984853	0.020516816	45.10349911	0	0	45.10349911	0.001126905	0	0	0.001126905	0.00707197
0	6.78022E-05	5.21747E-05	0.000119977	0	0	0	0	0.000271209	0.000149071	0.000420279	0	0	0	0	0	0	0	0	0
0.601362925	0.33025141	0.524951269	1.456565604	0.541284249	0	0.110309914	0.651594163	1.321005639	1.499860769	3.47246057	78026.43088	0	3030.468089	81056.89897	3.421856018	0	5.144959139	8.566815157	5.049739069
0.002158899	2.58698E-05	4.29266E-05	0.002227696	0.002256515	0	0	0.002256515	0.000103479	0.000122647	0.002482642	5.933633141	0	0	5.933633141	0.000141616	0	0	0.000141616	0.00093036
0.077851918	0.042691401	0.582737617	0.703280935	0.074171192	0	0.010320106	0.084491298	0.170765602	1.664964619	1.92022152	20752.08733	82.3815819	242.5953963	21077.0643	0.725924152	0.077204717	0.429289652	1.232418521	0.741008009
1.174419497	0.043847684	0.399013926	1.617281107	1.214669083	0.012852452	0	1.227521535	0.175390737	1.140039789	2.54295206	8029.680102	57.70030499	0	8087.380407	0.197952081	0.002049824	0	0.200001905	1.259007792
0.007721324	0.005307426	0.084520755	0.097549505	0.007393162	0	0.00099619	0.008389351	0.021229703	0.241487872	0.271106927	2881.325713	11.63665676	33.00283291	2925.965203	0.067858508	0.009675004	0.051417823	0.128951335	0.082155147
0.309494702	0.01169564	0.124168715	0.445359057	0.320212582	0.003276097	0	0.323488679	0.046782561	0.354767756	0.725038997	2663.713429	24.27109595	0	2687.984525	0.050944807	0.000545336	0	0.051490143	0.41765499
0.01993272	0.004429042	0.01860196	0.042963722	0.011318343	0	0.009634791	0.020953134	0.017716167	0.053148457	0.091817758	953.1086524	0	110.3562468	1063.464899	1.517742673	0	0.442422809	1.960165483	0.27195247
0.452128046	0.295792076	0.463572299	1.211492421	0.397027175	0	0.093140025	0.4901672	1.183168304	1.324492283	2.997827787	79217.113	0	2952.545949	82169.65895	2.901438427	0	4.956311737	7.857750165	4.246751471
0.021453061	0.000346304	0.000562124	0.022361489	0.022423073	0	0	0.022423073	0.001385215	0.00160607	0.025414358	92.13578784	0	0	92.13578784	0.001328782	0	0	0.001328782	0.014446363
0.007142674	0.004414885	0.022736031	0.03429359	0.007619557	0	4.31586E-05	0.007662715	0.01765954	0.064960089	0.090282345	2820.879833	0	0.854435869	2821.734269	0.121762615	0	0.001520986	0.1232836	0.094693389
0.072933668	0.001391272	0.005347058	0.079671998	0.076231404	0	0	0.076231404	0.005565088	0.015277309	0.097073802	362.0795612	0	0	362.0795612	0.002147107	0	0	0.002147107	0.056771999
0.016568609	0.007762389	0.039949209	0.064280207	0.012187678	0	0.005520946	0.017708624	0.031049557	0.114140597	0.162898779	4934.968509	37.4489427	98.39535201	5070.812804	0.268548936	0.012612692	0.162614256	0.443775883	0.257160326
3.691150181	0.03167022	0.163777764	3.886598165	3.681001015	0.177046597	0	3.858047613	0.126680881	0.467936468	4.452664961	12462.49609	703.472738	0	13165.96883	0.273219445	0.024599546	0	0.297818991	1.954047917
4.45305E-06	1.99142E-05	0.000102888	0.000127255	3.05963E-06	1.78347E-06	0	4.8431E-06	7.96567E-05	0.000293966	0.000378466	6.195404234	0.7105965	0	6.906000734	0.003393941	0.002806799	0	0.00620074	0.001264218
0.001528467	0.003172584	0.016390491	0.021091542	0.001318305	0	0.000329898	0.001648203	0.012690337	0.046829973	0.061168514	1972.656738	7.624775547	14.69003118	1994.971544	0.039015302	0.003514924	0.020431381	0.062961608	0.061099863
0.34083009	0.00203615	0.016155691	0.359021931	0.348518928	0.007721987	0	0.356240915	0.008144599	0.046159116	0.410544629	959.3761615	31.41272011	0	990.7888816	0.031602459	0.002024143	0	0.033626602	0.15042468
4.73915E-06	3.00522E-05	0.000154894	0.000189686	4.58404E-06	5.70223E-07	0	5.15426E-06	0.000120209	0.000442556	0.000567919	9.389442552	0.227196603	0	9.616639156	0.005204514	0.000897408	0	0.006101923	0.001915985
0.002204671	0.000421893	0.003369317	0.005995882	0.002248909	0	0.000101631	0.00235054	0.001687574	0.009626621	0.013664735	204.5656181	13.20224699	1.586013401	219.3538785	0.04908276	0.009240877	0.003654481	0.061978118	0.023317749
0.233623242	0.001445826	0.007689895	0.242758962	0.229163351	0.015023296	0	0.244186648	0.005783303	0.021971128	0.271941079	596.9608825	47.74494642	0	644.7058289	0.019608943	0.002108575	0	0.021717518	0.093600043
3.3954E-05	2.37433E-05	0.000127804	0.000185502	3.31321E-05	3.7959E-06	0	3.6928E-05	9.49731E-05	0.000365155	0.000497056	13.21390699	1.512418207	0	14.7263252	0.037843951	0.005973931	0	0.043817882	0.002696395
9.18149E-05	0.000437577	0.006006696	0.006536088	9.7337E-05	0	2.52014E-06	9.98571E-05	0.001750309	0.017161989	0.019012155	287.3645391	0	0.724635293	288.0891744	0.001522626	0	0.000868371	0.002390997	0.003741135
0.050202435	0.004290404	0.021942325	0.076435165	0.052472367	0	0	0.052472367	0.017161618	0.062692358	0.132326342	979.3210289	0	0	979.3210289	0.003825156	0	0	0.003825156	0.153551921
0	1.67295E-06	1.07304E-05	1.24034E-05	0	0	0	0	6.69181E-06	3.06583E-05	3.73501E-05	0	0	0	0	0	0	0	0	0
0.011264831	0.006300675	0.029293897	0.046859404	0.011774177	0	0	0.011774177	0.025202702	0.08369685	0.120673728	1427.185228	0	0	1427.185228	5.523164967	0	0	5.523164967	0.291227685
0.002128625	0.001387792	0.010949474	0.014465892	0.001517164	0	0.000731092	0.002248256	0.005551169	0.031284211	0.039083636	702.637581	0	10.2436531	712.8812341	0.099920484	0	8.46351E-06	0.099928948	0.067710133
19.87428181	0.326012156	1.313190425	21.51348439	20.36217684	0.410731803	0	20.77290864	1.304048623	3.751972642	25.82892991	63469.23044	1778.665592	0	65247.89604	1.544557993	0.10893464	0	1.653492633	9.951170512
0.003009646	0.00144194	0.010677394	0.01512898	0.003264073	9.19125E-06	0	0.003273264	0.005767762	0.030506841	0.039547867	303.7452897	18.05293881	0	321.7982285	0.826673325	0.054872679	0	0.881546004	0.06231446
1.668003584	0.976763293	1.322535386	3.967302263	1.483403065	0	0.324689653	1.808092718	3.907053173	3.778672532	9.493818423	170108.6376	0	6455.669122	176564.3067	8.271614225	0	12.20123073	20.47284495	9.329336281
0.18251425	0.003490932	0.004733509	0.190738692	0.190766735	0	0	0.190766735	0.013963728	0.013524312	0.218254775	526.1460253	0	0	526.1460253	0.012184533	0	0	0.012184533	0.082493025
0	0.000705391	0.000541263	0.001246654	0	0	0	0	0.002821563	0.001546466	0.004368029	0	0	0	0	0	0	0	0	0
2.19637E-07	2.20849E-06	1.50771E-06	3.93583E-06	2.02463E-07	0	3.64123E-08	2.38875E-07	8.83395E-06	4.30774E-06	1.33806E-05	0.174344166	0	0.00708437	0.181428536	6.02477E-07	0	4.08794E-06	4.69042E-06	7.48827E-07
0.391795761	0.107112957	0.177935987	0.676844706	0.353322619	0	0.070072297	0.423394915	0.42845183	0.508388533	1.360235278	21715.57148	0	964.5326922	22680.10417	2.013497647	0	1.99862258	4.012120227	1.925234663
0.017029763	0.000186814	0.000333696	0.017550273	0.017799773	0	0	0.017799773	0.000747258	0.000953416	0.019500447	43.5188253	0	0	43.5188253	0.001070795	0	0	0.001070795	0.0068232
0	6.73865E-05	5.19175E-05	0.000119304	0	0	0	0	0.000269546	0.000148336	0.000417882	0	0	0	0	0	0	0	0	0
0.565424303	0.339692222	0.543871397	1.448987922	0.51076078	0	0.101851336	0.612612116	1.358768888	1.553918276	3.52529928	78473.19684	0	2931.012234	81404.20907	3.343704038	0	4.950954048	8.294658086	4.914026827
0.002109403	2.75392E-05	4.54368E-05	0.002182379	0.00220478	0	0	0.00220478	0.000110157	0.000129819	0.002444757	6.20237499	0	0	6.20237499	0.000139125	0	0	0.000139125	0.000972454
0.072675064	0.040962764	0.559141724	0.672779552	0.069397991	0	0.009483074	0.078881066	0.163851055	1.597547782	1.840279903	19655.33592	78.01053338	228.2683197	19961.61477	0.666989914	0.074177065	0.417490824	1.158657803	0.70348304
1.166509875	0.04336652	0.394635329	1.604511724	1.20675122	0.012503055	0	1.219254275	0.173466079	1.127529512	2.520249865	7992.205433	57.07509429	0	8049.280528	0.20171413	0.002027523	0	0.203741653	1.253076467
0.007358176	0.005280844	0.084097433	0.096736453	0.007060287	0	0.000934337	0.007994624	0.021123374	0.24027838	0.269396378	2815.57253	11.34315911	32.06911637	2858.984806	0.064392675	0.009578487	0.051116161	0.125087323	0.080219804
0.30900915	0.011673675	0.123935519	0.444618344	0.319765421	0.003215752	0	0.322981172	0.046694701	0.354101483	0.723777356	2675.886821	24.20854379	0	2700.095365	0.052160656	0.000542983	0	0.052703639	0.419545122
0.018810958	0.00430954	0.018100055	0.041220553	0.010646734	0	0.009129268	0.019776002	0.017238162	0.051714442	0.088728607	910.918955	0	104.9500572	1015.869012	1.430066099	0	0.424317543	1.854383642	0.258737841
0.429870233	0.297743329	0.473336411	1.200949973	0.379371037	0	0.086724891	0.466095928	1.190973314	1.352389747	3.009458989	78511.36503	0	2846.374644	81357.73967	2.862160671	0	4.846111562	7.708272233	4.22947645
0.020080372	0.000518953	0.000803142	0.021402467	0.020988317	0	0	0.020988317	0.002075812	0.002294691	0.02535882	133.3430033	0	0	133.3430033	0.001273187	0	0	0.001273187	0.020906492
0.006618337	0.004236643	0.021819449	0.032674429	0.007063923	0	3.85717E-05	0.007102495	0.016946571	0.062341282	0.086390349	2672.735765	0	0.784229573	2673.519994	0.113178009	0	0.001401309	0.114579318	0.089208536
0.071045389	0.001371447	0.005271489	0.077688324	0.074257746	0	0	0.074257746	0.005485788	0.015061396	0.09480493	357.1541798	0	0	357.1541798	0.002135808	0	0	0.002135808	0.055997246
0.014942312	0.007521647	0.038700995	0.061164954	0.011056347	0	0.004915281	0.015971628	0.03008659	0.11057427	0.156632488	4719.266841	34.92187447	90.12341888	4844.312134	0.25006953	0.012031814	0.151945017	0.414046361	0.240977315
3.637506579	0.031816662	0.164535101	3.833858342	3.632174624	0.169803862	0	3.801978485	0.127266647	0.470100288	4.399345421	12511.31623	705.1223237	0	13216.43855	0.273105624	0.02367067	0	0.296776294	1.961615735
8.1778E-06	3.68444E-05	0.000189898	0.000234921	5.59004E-06	3.30407E-06	0	8.89411E-06	0.000147378	0.000542567	0.000698839	11.33591014	1.309422514	0	12.64533265	0.006204307	0.005199901	0	0.011404208	0.002325604
0.001418993	0.003212919	0.016599674	0.021231586	0.001234237	0	0.000296494	0.001530731	0.012851675	0.047427641	0.061810047	1973.591809	7.495039289	14.25054758	1995.337396	0.038192105	0.00352894	0.019835662	0.061556707	0.059510871
0.324682932	0.002027958	0.016044819	0.342755709	0.332049296	0.007314357	0	0.339363653	0.008111834	0.045842339	0.393317826	956.7803484	32.8623138	0	989.6426622	0.030677971	0.00196157	0	0.032639541	0.150011026
7.82228E-06	4.87652E-05	0.000252399	0.000308987	7.63073E-06	8.76714E-07	0	8.50744E-06	0.000195061	0.000721141	0.00092471	15.38936503	0.34744691	0	15.73681194	0.008771454	0.001379761	0	0.010151215	0.003157185
0.002192752	0.000446044	0.003560299	0.006199095	0.002239905	0	9.71824E-05	0.002337088	0.001784176	0.010172282	0.014293546	212.7936167	13.18321318	1.555386012	227.5322159	0.048930562	0.009524282	0.00360469	0.062059535	0.023358905
0.219785599	0.00143164	0.007612225	0.228829464	0.216365236	0.013358092	0	0.229723328	0.005726561	0.021749214	0.257199104	588.8263828	49.50521035	0	638.3315932	0.018953725	0.001858874	0	0.020812599	0.09232051
6.62477E-05	4.54901E-05	0.000245699	0.000357437	6.4481E-05	7.56935E-06	0	7.20504E-05	0.000181961	0.000701997	0.000956008	25.78934562	2.999776747	0	28.78912236	0.074472907	0.011912536	0	0.086385443	0.005290779
6.796E-05	0.000504322	0.006859952	0.007432234	7.19889E-05	0	1.92374E-06	7.39127E-05	0.002017287	0.019599862	0.021691063	329.3620742	0	0.759168866	330.1212431	0.001227509	0	0.000902097	0.002129606	0.003654162
0.009777004	0.004078569	0.020446593	0.034302166	0.010219077	0	0	0.010219077	0.016314276	0.058418837	0.08495219	912.4636131	0	0	912.4636131	0.003746321	0	0	0.003746321	0.143062724
0	2.25312E-07	1.42364E-06	1.64895E-06	0	0	0	0	9.01249E-07	4.06754E-06	4.96879E-06	0	0	0	0	0	0	0	0	0

PM2.5_TOTEX	PM2.5_PMTW	PM2.5_PMBW	PM2.5_TOTAL	PM10_RUNEX	PM10_IDLEX	PM10_STREX	PM10_TOTEX	PM10_PMTW	PM10_PMBW	PM10_TOTAL	CO2_RUNEX	CO2_IDLEX	CO2_STREX	CO2_TOTEX	CH4_RUNEX	CH4_IDLEX	CH4_STREX	CH4_TOTEX	N2O_RUNEX
0.010096645	0.006395328	0.029708808	0.046200781	0.01055317	0	0	0.01055317	0.025581314	0.084882308	0.121016792	1463.951073	0	0	1463.951073	5.20729891	0	0	5.20729891	0.300334932
0.001924154	0.001323881	0.010247496	0.013495531	0.001372845	0	0.000659554	0.0020324	0.005295526	0.02927856	0.036606485	668.0029465	0	9.378499267	677.3814458	0.091952335	0	1.23406E-05	0.091964676	0.063182468
19.56176283	0.332011457	1.319155993	21.21293028	20.0535658	0.39269315	0	20.44625895	1.328045828	3.769017122	25.5433219	64295.31666	1951.013516	0	66246.33017	1.500169696	0.108029844	0	1.60819954	10.08431639
0.003025755	0.001925712	0.013775673	0.018727139	0.003273738	1.70458E-05	0	0.003290784	0.007702848	0.039359064	0.050352696	382.5572788	24.4608425	0	407.0181213	1.014630485	0.076893269	0	1.091523754	0.07866013
1.463623746	0.972206326	1.317736931	3.753567004	1.298838877	0	0.288025607	1.586864484	3.888825306	3.76496266	9.24065245	167401.9326	0	6260.02694	173661.9596	7.438416608	0	11.45733917	18.89575578	8.513290237
0.16233795	0.004323885	0.005786918	0.172448754	0.169678152	0	0	0.169678152	0.017295541	0.016534051	0.203507744	621.8128072	0	0	621.8128072	0.011037222	0	0	0.011037222	0.097527431
0	0.000953621	0.000730495	0.001684116	0	0	0	0	0.003814486	0.002087128	0.005901613	0	0	0	0	0	0	0	0	0
1.54824E-05	0.000113514	7.74288E-05	0.000206425	1.40421E-05	0	2.79642E-06	1.68385E-05	0.000454054	0.000221225	0.000692118	8.928455404	0	0.375749978	9.304205382	3.09324E-05	0	0.000208821	0.000239754	3.84789E-05
0.346120054	0.099781848	0.16703144	0.612933342	0.311794584	0	0.062311078	0.374105662	0.399127392	0.477232686	1.25046574	20106.14364	0	890.8788649	20997.0225	1.811040988	0	1.840426414	3.651467403	1.734851094
0.015733816	0.000174588	0.000313677	0.016222081	0.01644523	0	0	0.01644523	0.000698351	0.000896219	0.0180398	40.79230818	0	0	40.79230818	0.000993026	0	0	0.000993026	0.006398017
0	6.22557E-05	4.80255E-05	0.000110281	0	0	0	0	0.000249023	0.000137216	0.000386239	0	0	0	0	0	0	0	0	0
0.517530329	0.346238244	0.555636734	1.419405307	0.466735591	0	0.094056738	0.560792329	1.384952976	1.587533526	3.533278831	78579.01227	0	2907.739111	81486.75138	3.124749713	0	4.776136717	7.90088643	4.606821696
0.002167875	3.29633E-05	5.36376E-05	0.002254476	0.002265897	0	0	0.002265897	0.000131853	0.00015325	0.002551	7.258325717	0	0	7.258325717	0.000144296	0	0	0.000144296	0.001138423
0.065304864	0.038253931	0.522166158	0.625724952	0.062241906	0	0.008645787	0.070887693	0.153015724	1.491903307	1.715806724	18254.34204	74.48972491	216.6389539	18545.47072	0.587861748	0.071119027	0.401184301	1.060165076	0.639832073
1.10247237	0.041851133	0.38084531	1.525168813	1.140149074	0.012172204	0	1.152321279	0.167404532	1.088129457	2.407855268	7807.604131	56.28157467	0	7863.885706	0.19557056	0.002000053	0	0.197570614	1.224573645
0.006835963	0.005215725	0.083060421	0.095112109	0.006542829	0	0.000883986	0.007426816	0.0208629	0.237315487	0.265605203	2743.083662	11.30960561	31.86359961	2786.256868	0.059057508	0.009608542	0.05117619	0.119842241	0.075424611
0.293049958	0.011643978	0.123620238	0.428314174	0.303109099	0.003191278	0	0.306300377	0.046575914	0.35320068	0.706076971	2708.62875	24.37550801	0	2733.004258	0.05099258	0.000545895	0	0.051538475	0.424831399
0.018032987	0.004228691	0.017760487	0.040022164	0.010014293	0	0.008946336	0.018960629	0.016914764	0.050744248	0.08661964	884.3099088	0	103.3675424	987.6774512	1.342748033	0	0.417049767	1.7597978	0.245987993
0.395017031	0.292133395	0.469153877	1.156304303	0.348065886	0	0.08028802	0.428353906	1.16853358	1.340439649	2.937327135	76394.61127	0	2781.07802	79175.68929	2.689917086	0	4.683242066	7.373159152	4.008491263
0.018056618	0.000834475	0.001247117	0.020138211	0.018873058	0	0	0.018873058	0.003337901	0.003563192	0.025774152	206.256811	0	0	206.256811	0.001199566	0	0	0.001199566	0.032350085
0.005876091	0.003941688	0.020301098	0.030118877	0.006272697	0	3.43705E-05	0.006307068	0.015766753	0.058003137	0.080076958	2476.957025	0	0.7241781	2477.681203	0.099954178	0	0.001281011	0.101235189	0.080102157
0.067217545	0.001319671	0.00507268	0.073609895	0.070256824	0	0	0.070256824	0.005278682	0.01449337	0.090028876	343.7662369	0	0	343.7662369	0.002072579	0	0	0.002072579	0.053917574
0.013193214	0.007477584	0.038468237	0.059139035	0.009729735	0	0.004372925	0.014102661	0.029910338	0.109909248	0.153922246	4667.539118	33.99044791	84.94083176	4786.470398	0.223516921	0.012062388	0.14025554	0.375834849	0.219740125
3.578188331	0.032432428	0.167719106	3.778339865	3.580421977	0.159556153	0	3.73997813	0.129729711	0.479197446	4.348905287	12684.95208	704.5597635	0	13389.51185	0.272004491	0.022306698	0	0.294311189	1.989555023
1.12318E-05	5.0132E-05	0.000258768	0.000320131	7.66833E-06	4.54729E-06	0	1.22156E-05	0.000200528	0.000739336	0.00095208	15.46590571	1.798062094	0	17.2639678	0.008564833	0.00715647	0	0.015721303	0.003180047
0.001258898	0.003010288	0.015553922	0.019823108	0.001091857	0	0.000266286	0.001358143	0.012041153	0.044439776	0.057839072	1844.176256	7.14745974	13.4880989	1864.811815	0.034883431	0.003387516	0.018556619	0.056827565	0.054247243
0.314893361	0.002062643	0.016178092	0.333134096	0.322586872	0.006544569	0	0.329131441	0.008250574	0.046223119	0.383605134	969.7778886	32.74992167	0	1002.52781	0.030201982	0.001795739	0	0.031997721	0.152103568
8.81161E-06	5.52776E-05	0.000286108	0.000350198	8.65001E-06	9.33418E-07	0	9.58343E-06	0.00022111	0.000817453	0.001048146	17.40494438	0.369086318	0	17.7740307	0.009941335	0.001469001	0	0.011410336	0.003578746
0.002078332	0.000456875	0.003647531	0.006182738	0.002121945	0	9.16942E-05	0.002213639	0.001827499	0.010421517	0.014462655	216.1105255	13.40909278	1.548763331	231.0683816	0.04497158	0.00995466	0.003562675	0.058488915	0.022077167
0.210078484	0.001439452	0.007651647	0.219169583	0.207174371	0.012402929	0	0.219577301	0.005757808	0.021861849	0.247196957	588.7667101	50.67184004	0	639.4385501	0.018396746	0.001718514	0	0.02011526	0.092344359
9.77387E-05	6.70357E-05	0.000362449	0.000527223	9.54754E-05	1.08244E-05	0	0.0001063	0.000268143	0.001035568	0.001410011	38.19310834	4.280095886	0	42.47320422	0.110636454	0.017035217	0	0.127671671	0.007853137
6.14576E-05	0.000533954	0.007240245	0.007835657	6.51649E-05	0	1.67581E-06	6.68408E-05	0.002135816	0.020686415	0.022889071	349.8123164	0	0.834868347	350.6471847	0.001187096	0	0.000995529	0.002182625	0.003798202
0.007937451	0.003808921	0.018606829	0.030353201	0.008296348	0	0	0.008296348	0.015235684	0.053162367	0.076694399	833.4852797	0	0	833.4852797	0.003402682	0	0	0.003402682	0.130726929
0	2.12248E-07	1.16422E-06	1.37647E-06	0	0	0	0	8.48993E-07	3.32635E-06	4.17534E-06	0	0	0	0	0	0	0	0	0
0.008222079	0.005915009	0.02765739	0.041794479	0.008593845	0	0	0.008593845	0.023660037	0.079021115	0.111274997	1384.47754	0	0	1384.47754	4.458520931	0	0	4.458520931	0.284671576
0.001631998	0.001228933	0.009439512	0.012300443	0.001173864	0	0.000551006	0.001724869	0.004915731	0.026970035	0.033610636	620.1912004	0	8.137889543	628.3290899	0.081715247	0	4.04263E-06	0.081719289	0.057826757
17.45210091	0.329780721	1.282605724	19.06448735	17.88805881	0.353148656	0	18.24120747	1.319122883	3.664587782	23.22491814	63433.56851	2289.74349	0	65723.312	1.323368536	0.104365418	0	1.427733955	9.949835001
0.002973992	0.002462596	0.016872816	0.022309404	0.00320954	2.49478E-05	0	0.003234488	0.009850385	0.048208044	0.061292918	468.3168308	31.52530322	0	499.8421341	1.193142496	0.100618175	0	1.293760672	0.096193627
1.305625376	0.98894849	1.339992641	3.634566507	1.157465573	0	0.258517031	1.415982604	3.955793959	3.828550404	9.200326967	168653.4683	0	6189.394498	174842.8628	6.689482478	0	10.82620097	17.51568345	7.811702691
0.145927666	0.005225067	0.006940653	0.158093386	0.152525867	0	0	0.152525867	0.020900266	0.019830437	0.193256571	722.4437717	0	0	722.4437717	0.010143866	0	0	0.010143866	0.113318492
0	0.001108908	0.000848879	0.001957787	0	0	0	0	0.004435634	0.002425368	0.006861002	0	0	0	0	0	0	0	0	0
0.000213648	0.001093883	0.000744939	0.00205247	0.000191317	0	4.10454E-05	0.000232362	0.004375533	0.002128397	0.006736292	86.10826821	0	3.457839477	89.56610769	0.000297015	0	0.001997602	0.002294616	0.000370938
0.309869322	0.097196756	0.162867012	0.569933089	0.27889832	0	0.056098129	0.334996449	0.388787022	0.465334321	1.189117792	19473.019	0	849.9117743	20322.93078	1.641380035	0	1.715275723	3.356655758	1.579776
0.014507697	0.000166474	0.000299435	0.014973606	0.015163671	0	0	0.015163671	0.000665896	0.000855528	0.016685095	39.01444897	0	0	39.01444897	0.000921294	0	0	0.000921294	0.006119588
0	6.12055E-05	4.72324E-05	0.000108438	0	0	0	0	0.000244822	0.00013495	0.000379772	0	0	0	0	0	0	0	0	0
0.474428438	0.352422474	0.566694854	1.393545766	0.427376176	0	0.086799858	0.514176034	1.409689897	1.619128153	3.542994084	79067.78986	0	2894.878643	81962.66851	2.88970958	0	4.58231874	7.472028321	4.292680573
0.00277886	0.000242798	0.000349713	0.003371371	0.002904508	0	0	0.002904508	0.000971192	0.000999181	0.004874881	45.57565709	0	0	45.57565709	0.000232517	0	0	0.000232517	0.007148743
0.058796569	0.035979494	0.491120094	0.585896157	0.055920225	0	0.007904398	0.063824624	0.143917976	1.403200267	1.610942867	17136.30314	71.64282252	207.225406	17415.17137	0.51864276	0.068345943	0.385631968	0.972620672	0.581620564
1.048664566	0.040193552	0.365761327	1.454619446	1.084246435	0.01183409	0	1.096080525	0.16077421	1.045032364	2.301887099	7564.607806	55.3899001	0	7619.997707	0.189877449	0.001968501	0	0.19184595	1.186542099
0.006365193	0.005199335	0.082799409	0.094363938	0.006086525	0	0.000829755	0.00691628	0.02079734	0.236569741	0.264283361	2713.733037	11.41193351	32.00733239	2757.152302	0.054263588	0.009704611	0.051298256	0.115266455	0.071222908
0.280891364	0.011772406	0.124983707	0.417647476	0.290380793	0.003211232	0	0.293592025	0.047089623	0.357096305	0.697777953	2777.119513	24.87416867	0	2801.993682	0.050298313	0.000556127	0	0.05085444	0.435603444
0.017410448	0.004250429	0.017851787	0.039512665	0.009537881	0	0.008774197	0.018312079	0.017001717	0.051005106	0.086318902	882.3362151	0	102.6382402	984.9744553	1.274259336	0	0.41050964	1.684768975	0.237221942
0.364899372	0.289197779	0.467921164	1.122018315	0.321161595	0	0.074579045	0.39574064	1.156791117	1.336917612	2.889449369	75358.40359	0	2746.961994	78105.36558	2.520350632	0	4.523925988	7.044276619	3.791237582
0.018547372	0.001347035	0.001963207	0.021857614	0.019386002	0	0	0.019386002	0.005388138	0.005609163	0.030383303	324.281042	0	0	324.281042	0.001320403	0	0	0.001320403	0.050864912
0.005204993	0.003725629	0.019189576	0.028120198	0.00555879	0	3.02883E-05	0.005589079	0.014902517	0.054827359	0.075318955	2345.146826	0	0.675926642	2345.822753	0.087659316	0	0.001169149	0.088828465	0.072400969
0.064780058	0.001286505	0.00494572	0.071012282	0.067709125	0	0	0.067709125	0.00514602	0.014130627	0.086985771	335.2965876	0	0	335.2965876	0.002037526	0	0	0.002037526	0.052592749
0.011637915	0.007333107	0.037716178	0.056687201	0.008583723	0	0.003860452	0.012444175	0.02933243	0.10776051	0.149537114	4582.035183	33.1433381	80.37708893	4695.55561	0.200609862	0.011971099	0.128802007	0.341382968	0.201771269
3.379349926	0.032249351	0.16677369	3.578372967	3.382413132	0.149736002	0	3.532149134	0.128997402	0.476496257	4.137642793	12508.07367	704.2585521	0	13212.33222	0.258739069	0.02102749	0	0.279766559	1.961946523
1.45322E-05	6.79861E-05	0.000349573	0.000432092	1.01919E-05	5.61321E-06	0	1.58051E-05	0.000271945	0.000998781	0.001286531	20.78994844	2.221848284	0	23.01179672	0.011357779	0.00883399	0	0.02019177	0.004270315
0.001126074	0.002920426	0.015092476	0.019138976	0.000982225	0	0.000233241	0.001215466	0.011681703	0.04312136	0.056018529	1794.314857	7.048208704	13.10759892	1814.470665	0.03204173	0.003354778	0.017609163	0.053005671	0.049826868
0.285407417	0.002048377	0.015849927	0.303305721	0.29232765	0.005984624	0	0.298312274	0.008193508	0.045285505	0.351791287	956.5182871	34.42078638	0	990.9390734	0.027563681	0.001689888	0	0.029253569	0.150034112
9.46183E-06	5.87505E-05	0.000304289	0.000372501	9.23049E-06	1.06011E-06	0	1.02906E-05	0.000235002	0.000869397	0.001114689	18.56253749	0.419618124	0	18.98215562	0.010628438	0.001668387	0	0.012296825	0.003812799
0.0018912	0.000455928	0.003639573	0.005986701	0.001931505	0	8.31817E-05	0.002014686	0.001823711	0.010398781	0.014237179	214.7940889	13.34716016	1.510686008	229.651935	0.040470084	0.010068107	0.003360097	0.053898288	0.020622567
0.157651727	0.001425283	0.007575599	0.166652608	0.155693184	0.009086855	0	0.164780038	0.00570113	0.021644567	0.192125736	582.5666504	52.66358818	0	635.2302385	0.014065192	0.001266275	0	0.015331468	0.091378149
0.000107361	7.35718E-05	0.000397891	0.000578823	0.000104907	1.18576E-05	0	0.000116765	0.000294287	0.00113683	0.001547882	42.03482967	4.693526435	0	46.72835611	0.121664131	0.018661296	0	0.140325427	0.008634075
6.06565E-05	0.000576904	0.007819647	0.008457207	6.45413E-05	0	1.42812E-06	6.59694E-05	0.002307614	0.022341848	0.024715431	374.2847432	0	0.884317486	375.1690607	0.00125692	0	0.001062337	0.002319257	0.004251443
0.006688461	0.003701987	0.017983665	0.028374113	0.006990884	0	0	0.006990884	0.014807948	0.051381899	0.073180731	790.3034703	0	0	790.3034703	0.003099701	0	0	0.003099701	0.123962585
0	4.60347E-07	2.69304E-06	3.15338E-06	0	0	0	0	1.84139E-06	7.69439E-06	9.53578E-06	0	0	0	0	0	0	0	0	0
0.008056428	0.006125712	0.028744354	0.042926493	0.008420704	0	0	0.008420704	0.024502848	0.082126724	0.115050276	1457.776778	0	0	1457.776778	4.342127747	0	0	4.342127747	0.299431553
0.001354293	0.001064477	0.008125199	0.010543969	0.00098148	0	0.000450624	0.001432104	0.004257906	0.023214853	0.028904864	533.9781828	0	6.810765865	540.7889487	0.070451584	0	1.7801E-06	0.070453365	0.049588084

PM2.5_TOTEX	PM2.5_PMTW	PM2.5_PMBW	PM2.5_TOTAL	PM10_RUNEX	PM10_IDLEX	PM10_STREX	PM10_TOTEX	PM10_PMTW	PM10_PMBW	PM10_TOTAL	CO2_RUNEX	CO2_IDLEX	CO2_STREX	CO2_TOTEX	CH4_RUNEX	CH4_IDLEX	CH4_STREX	CH4_TOTEX	N2O_RUNEX
14.24344012	0.354553287	1.333302346	15.93129575	14.63329874	0.254166538	0	14.88746528	1.418213149	3.809435273	20.1151137	66622.68612	2626.076107	0	69248.76222	1.066112177	0.087587841	0	1.153700018	10.4578057
0.003345502	0.004176523	0.025322724	0.03284475	0.003576836	6.17031E-05	0	0.003638539	0.016706093	0.072350641	0.092695273	745.4174554	50.93421875	0	796.3516741	1.620383251	0.172023828	0	1.792407078	0.152236373
1.198146631	1.01629038	1.375695774	3.590132786	1.05881267	0	0.240720824	1.299533494	4.065161522	3.930559356	9.295254371	169883.2134	0	6129.898317	176013.1117	6.030757649	0	10.2457922	16.27654984	7.13948982
0.132022156	0.006360685	0.008385909	0.14676875	0.137991612	0	0	0.137991612	0.02544274	0.023959739	0.187394091	845.7696994	0	0	845.7696994	0.009429125	0	0	0.009429125	0.132761011
0	0.002233337	0.001705213	0.00393855	0	0	0	0	0.008933347	0.004872037	0.013805384	0	0	0	0	0	0	0	0	0
0.000775889	0.002959015	0.002014611	0.005749515	0.000688268	0	0.000155582	0.00084385	0.011836058	0.005756032	0.01843594	231.7209991	0	9.216715274	240.9377143	0.000801815	0	0.00544984	0.006251655	0.001001064
0.27996295	0.096308447	0.161137453	0.53740885	0.251707934	0	0.051039798	0.302747732	0.385233788	0.460392722	1.148374242	18987.58592	0	815.239154	19802.82508	1.488313339	0	1.610507617	3.098820956	1.443796987
0.013391259	0.000163776	0.00029329	0.013848326	0.013996753	0	0	0.013996753	0.000655104	0.000837973	0.015489829	38.28608793	0	0	38.28608793	0.0008558	0	0	0.0008558	0.006009792
0	0.000113027	8.66805E-05	0.000199707	0	0	0	0	0.000452107	0.000247659	0.000699766	0	0	0	0	0	0	0	0	0
0.442914332	0.366123106	0.588508771	1.397546209	0.398743789	0	0.081383244	0.480127033	1.464492426	1.681453631	3.62607309	80380.4784	0	2907.00247	83287.48087	2.663511073	0	4.424945548	7.088456621	3.985521019
0.003665559	0.000431553	0.000629674	0.004726786	0.003831299	0	0	0.003831299	0.001726211	0.001799069	0.007356579	79.43826749	0	0	79.43826749	0.000335224	0	0	0.000335224	0.012469476
0.05359252	0.034770169	0.474612805	0.562975493	0.05084062	0	0.007330955	0.058171575	0.139080675	1.356036585	1.553288836	16337.6615	69.66074259	200.7750058	16608.09724	0.463453174	0.067011925	0.376671375	0.907136474	0.532945475
1.010517226	0.039983406	0.363848999	1.414349632	1.044432627	0.011775704	0	1.056208331	0.159933626	1.039568568	2.255710525	7620.88012	55.83418149	0	7676.714301	0.186796306	0.00198576	0	0.188782066	1.196254432
0.005926045	0.00521734	0.083086147	0.094229533	0.005659481	0	0.00077963	0.006439111	0.020869362	0.237388992	0.264697466	2678.738191	11.4683007	32.05162976	2722.258122	0.049400373	0.009847646	0.051488009	0.110736028	0.066693294
0.272930846	0.012087023	0.128323896	0.413341764	0.281982365	0.003289203	0	0.285271567	0.048348093	0.366639702	0.700259362	2885.109926	25.80607927	0	2910.916005	0.050093868	0.000576391	0	0.050670259	0.452877552
0.016883669	0.004283719	0.017991605	0.039158994	0.009183772	0	0.008585024	0.017768797	0.017134878	0.051404587	0.086308261	876.6494953	0	100.9176165	977.5671117	1.211424883	0	0.402510865	1.613935747	0.229398962
0.338205294	0.283780223	0.461622522	1.083608038	0.2973429	0	0.069489915	0.366832815	1.135120892	1.318921491	2.820875198	73050.89194	0	2672.051887	75722.94383	2.342134218	0	4.345016007	6.687150225	3.551954329
0.01774046	0.001630816	0.002375486	0.021746762	0.018542604	0	0	0.018542604	0.006523265	0.006787103	0.031852972	387.449066	0	0	387.449066	0.001316914	0	0	0.001316914	0.060818128
0.004653887	0.003530092	0.018182614	0.026366593	0.004971049	0	2.72063E-05	0.004998256	0.014120367	0.051950327	0.071068949	2209.950301	0	0.633308827	2210.58361	0.077591612	0	0.001088164	0.078679777	0.065608392
0.061855771	0.001277601	0.004912068	0.06804544	0.064652614	0	0	0.064652614	0.005110406	0.014034481	0.083797501	333.0797586	0	0	333.0797586	0.002003118	0	0	0.002003118	0.052283743
0.010376643	0.007495144	0.038531282	0.056403069	0.007662726	0	0.003437952	0.011100678	0.029980577	0.110089378	0.151170634	4649.478316	33.0834537	77.34536543	4759.907135	0.180976436	0.012330367	0.121268623	0.314575425	0.185850758
2.961769295	0.034819099	0.180056502	3.176644896	2.989050949	0.106636411	0	3.09568736	0.139276397	0.514447147	3.749410905	13320.32662	712.8786888	0	14033.2053	0.231204796	0.014914703	0	0.246119499	2.090900198
1.63557E-05	7.73166E-05	0.000397733	0.000491405	1.16173E-05	6.17103E-06	0	1.77883E-05	0.000309267	0.001136379	0.001463434	23.80233025	2.452178056	0	26.2545083	0.013020102	0.00971189	0	0.022731992	0.004861142
0.001061746	0.003007842	0.01554633	0.019615918	0.000927949	0	0.000218499	0.001146448	0.012031366	0.044418085	0.057595899	1839.597677	7.25766096	13.28056017	1860.135898	0.030004006	0.003506677	0.017573246	0.051083929	0.0465353
0.269839509	0.002206748	0.016854358	0.288900615	0.277166707	0.004873747	0	0.282040455	0.008826992	0.048155308	0.339022755	1014.68298	32.52364724	0	1047.206627	0.025992995	0.001427915	0	0.027420909	0.159275437
1.11052E-05	6.77484E-05	0.000353068	0.000431921	1.10133E-05	1.06464E-06	0	1.20779E-05	0.000270993	0.001008765	0.001291837	21.94486699	0.423746482	0	22.36861347	0.01280247	0.001675511	0	0.014477981	0.004481793
0.0004859	0.00041002	0.00328545	0.00418137	0.000507277	0	1.92373E-05	0.000526514	0.001640078	0.009387001	0.011553593	185.7064536	12.34124537	1.219066495	199.2667654	0.011188533	0.010361323	0.001607275	0.02315713	0.010684295
0.119732275	0.001510378	0.00802405	0.129266702	0.118808589	0.006337448	0	0.125146037	0.006041511	0.022925856	0.154113404	615.0712274	53.59467349	0	668.6659009	0.010639189	0.000895926	0	0.011535115	0.096548124
0.000158515	0.000108384	0.000587312	0.000854211	0.000155927	1.64726E-05	0	0.000172399	0.000433535	0.001678036	0.00228397	62.94469432	6.52036662	0	69.46506094	0.18194093	0.025924364	0	0.207865293	0.012855175
5.92772E-05	0.000613012	0.008289617	0.008961906	6.29903E-05	0	1.47906E-06	6.44693E-05	0.002452049	0.02368462	0.026201138	393.8541942	0	0.973866571	394.8280608	0.001296089	0	0.001174533	0.002470622	0.004477319
0.005970627	0.003539729	0.017030921	0.026541277	0.006240592	0	0	0.006240592	0.014158916	0.048659773	0.069059282	740.605736	0	0	740.605736	0.002844103	0	0	0.002844103	0.116253357
0	2.56616E-05	5.83926E-05	8.40542E-05	0	0	0	0	0.000102646	0.000166836	0.000269482	0	0	0	0	0	0	0	0	0
0.007632947	0.007018556	0.032881085	0.047532588	0.007978075	0	0	0.007978075	0.028074224	0.093945957	0.129998257	1754.701989	0	0	1754.701989	4.399822506	0	0	4.399822506	0.358362236
0.000819225	0.000669287	0.004958332	0.006446843	0.000593337	0	0.000272828	0.000866165	0.002677147	0.014166662	0.017709974	333.8542308	0	4.17187629	338.0261071	0.039731361	0	2.12518E-06	0.039733486	0.029391144
8.912533493	0.355749306	1.293927583	10.56221038	9.149314918	0.166203791	0	9.315518708	1.422997223	3.696935952	14.43545188	66907.0196	3148.911621	0	70055.93123	0.675083545	0.077884186	0	0.752967731	10.50448314
0.003269827	0.004619289	0.027826537	0.035715652	0.003482633	7.36013E-05	0	0.003556235	0.018477155	0.079504391	0.101537781	806.6298063	58.61860483	0	865.2484112	1.749175066	0.201205095	0	1.95038016	0.164436763
1.109406815	1.045026913	1.413675588	3.568109316	0.983708776	0	0.220242097	1.203950873	4.18010765	4.039073109	9.423131632	171617.4364	0	6037.699598	177655.136	5.312823007	0	9.602255652	14.91507866	6.495135075
0.118033118	0.007759518	0.010177303	0.135969939	0.123370052	0	0	0.123370052	0.031038073	0.029078009	0.183486133	1000.743382	0	0	1000.743382	0.008725505	0	0	0.008725505	0.157117923
0	0.003425571	0.002610721	0.006036292	0	0	0	0	0.013702284	0.007459202	0.021161486	0	0	0	0	0	0	0	0	0
0.001923802	0.005682442	0.00387031	0.011476554	0.001697142	0	0.000395168	0.00209231	0.022729768	0.011058029	0.035880107	443.5143137	0	17.61438363	461.1286973	0.001536796	0	0.010492657	0.012029454	0.001919971
0.238470139	0.095940944	0.160005485	0.494416568	0.215550174	0	0.042863758	0.258413932	0.383763774	0.457158529	1.099336235	18580.0735	0	770.1821369	19350.25563	1.212057003	0	1.47482095	2.686877954	1.283423528
0.01162268	0.000143195	0.000258336	0.012024211	0.012148206	0	0	0.012148206	0.000572778	0.000738104	0.013459088	33.34161226	0	0	33.34161226	0.000742093	0	0	0.000742093	0.005234674
0	0.000180445	0.000137982	0.000318427	0	0	0	0	0.000721778	0.000394234	0.001116013	0	0	0	0	0	0	0	0	0
0.423883	0.38008916	0.610427488	1.414399649	0.382061204	0	0.07758148	0.459642684	1.520356642	1.744078537	3.724077863	81783.14455	0	2909.710501	84692.85506	2.451456417	0	4.263586325	6.715042741	3.709450735
0.004267891	0.000734367	0.001067729	0.006069988	0.004460866	0	0	0.004460866	0.002937469	0.003050655	0.010448991	131.8954221	0	0	131.8954221	0.00044481	0	0	0.00044481	0.020707741
0.060249625	0.033943114	0.463323511	0.557516251	0.055051831	0	0.009967571	0.065019402	0.135772458	1.323781461	1.52457332	15859.47495	69.6759238	210.2226492	16139.37352	0.515683667	0.066630814	0.419053909	1.00136839	0.516644753
0.978590106	0.0398233	0.362392028	1.380805433	1.011135688	0.01170192	0	1.022837608	0.159293199	1.035405794	2.2175366	7669.82008	56.08382745	0	7725.903907	0.184136262	0.001996136	0	0.186132398	1.204171045
0.005340347	0.005258599	0.083743183	0.094342129	0.005118551	0	0.000687563	0.005806114	0.021034394	0.239266236	0.266106745	2655.747881	11.43383608	31.76235586	2698.944073	0.043624217	0.009934557	0.050615453	0.104174227	0.061532643
0.266100574	0.012616022	0.133940102	0.412656699	0.274758543	0.003373918	0	0.278132461	0.050464089	0.382686007	0.711282557	3041.985419	26.83070251	0	3068.816121	0.050070813	0.00059899	0	0.050669803	0.477595397
0.016862482	0.004355604	0.018293518	0.039511604	0.009159055	0	0.008602509	0.017761564	0.017422414	0.052267195	0.087451174	880.596453	0	99.27853136	979.8749843	1.161076472	0	0.394102033	1.555178505	0.224028846
0.335577267	0.292853753	0.47705178	1.1054828	0.295144703	0	0.068757001	0.363901704	1.171415014	1.363005085	2.898321803	74404.16163	0	2705.998022	77110.15965	2.279308498	0	4.287500264	6.566808762	3.425787053
0.017438955	0.002156946	0.003115004	0.022710904	0.018227467	0	0	0.018227467	0.008627784	0.00890001	0.035755261	502.3496074	0	0	502.3496074	0.001382153	0	0	0.001382153	0.078869497
0.004184353	0.003453964	0.017788211	0.025426528	0.004473454	0	2.39559E-05	0.00449741	0.013815854	0.05082346	0.069136725	2153.24285	0	0.597233004	2153.840083	0.068969588	0	0.001008229	0.069977817	0.060663296
0.059600069	0.001272574	0.004893031	0.065765674	0.06229492	0	0	0.06229492	0.005090295	0.01398009	0.081365304	331.9746188	0	0	331.9746188	0.001980433	0	0	0.001980433	0.052120417
0.009195341	0.007776299	0.039955368	0.056927008	0.006918547	0	0.002932935	0.009851481	0.031105195	0.114158195	0.15511487	4780.858185	33.31152083	74.32833242	4888.498038	0.166552424	0.012794232	0.111987722	0.291334378	0.178555154
2.630530529	0.034959427	0.180783347	2.846273303	2.653278258	0.096193188	0	2.749471446	0.139837707	0.516523849	3.405833003	13387.79978	720.1994848	0	14107.99926	0.206356301	0.013630042	0	0.219986343	2.101900786
1.99358E-05	9.38304E-05	0.000482141	0.000595907	1.4012E-05	7.67009E-06	0	2.1682E-05	0.000375322	0.001377545	0.001774549	28.63933679	3.030785061	0	31.67012185	0.015789516	0.012071078	0	0.027860594	0.005838316
0.00104308	0.00277011	0.014321874	0.018135063	0.000914769	0	0.000212441	0.00112721	0.011080439	0.040919641	0.05312729	1688.260721	6.992769921	12.79019927	1708.04369	0.028484503	0.003353876	0.016947953	0.048786331	0.043731542
0.285429668	0.002226038	0.016708665	0.30436437	0.293530633	0.004804897	0	0.298335531	0.00890415	0.047739044	0.354978725	1028.222315	33.31314834	0	1061.535464	0.027266309	0.001386863	0	0.028653172	0.161432149
9.36278E-06	5.86098E-05	0.000304525	0.000372497	9.37185E-06	8.11024E-07	0	1.01829E-05	0.000234439	0.00087007	0.001114693	18.75846624	0.321937717	0	19.08040396	0.010814252	0.001276378	0	0.012090631	0.003824036
0.000462195	0.000432074	0.003456918	0.004351187	0.000483094	0	1.81994E-05	0.000501294	0.001728295	0.009876909	0.012106498	193.109117	12.63228338	1.230854571	206.972255	0.010348841	0.010809096	0.001614155	0.022772092	0.010371046
0.029508405	0.001494115	0.007934469	0.038936989	0.029359201	0.001483443	0	0.030842644	0.005976461	0.022669911	0.059489016	610.840237	53.12401951	0	663.9642566	0.002927872	0.000241435	0	0.003169307	0.095902657
0.000192023	0.000131969	0.000715854	0.001039846	0.00019074	1.81027E-05	0	0.000208843	0.000527876	0.002045296	0.002782015	76.64455559	7.13821877	0	83.78277436	0.22326444	0.028489709	0	0.251754149	0.015624494
6.12925E-05	0.000591903	0.008016973	0.008670168	6.52113E-05	0	1.44993E-06	6.66612E-05	0.002367611	0.022905637	0.025339909	374.2744403	0	0.936880665	375.211321	0.001158951	0	0.001168462	0.002327414	0.004292818
0.004767946	0.003005264	0.014778785	0.022551996	0.004983532	0	0	0.004983532	0.012021057	0.042225101	0.05922969	616.7645352	0	0	616.7645352	0.002198821	0	0	0.002198821	0.096832779
0	4.94927E-06	1.60677E-05	2.1017E-05	0	0	0	0	1.97971E-05	4.59078E-05	6.57049E-05	0	0	0	0	0	0	0	0	0
0.006616563	0.006993756	0.032854739	0.046465059	0.006915735	0	0	0.006915735	0.027975023	0.093870684	0.128761442	1778.589995	0	0	1778.589995	4.128050188	0	0	4.128050188	0.362577206
0.000559129	0.000145309	0.001126861	0.0018313	0.000394103	0	0.000195886	0.000589988	0.000581237	0.003219604	0.004390829	78.75442031	0	2.46950222	81.22392253	0.020028677	0	2.03165E-07	0.02002888	0.009749289
7.344360238	0.35486428	1.253372322	8.95259684	7.534379799	0.142059819	0	7.676439618	1.419457119	3.581063778	12.67696051	66501.24163	3573.70894	0	70074.95057	0.554140977	0.081622326	0	0.635763303	10.4530691
0.003212557	0.005306384	0.031779688	0.040298629	0.003396726	9.72228E-05	0	0.003493949	0.021225536	0.09079911	0.115518594	903.5882798	71.87384115	0	975.462121	1.991144382	0.253885296	0	2.245029678	0.184202382

PM2.5_TOTEX	PM2.5_PMTW	PM2.5_PMBW	PM2.5_TOTAL	PM10_RUNEX	PM10_IDLEX	PM10_STREX	PM10_TOTEX	PM10_PMTW	PM10_PMBW	PM10_TOTAL	CO2_RUNEX	CO2_IDLEX	CO2_STREX	CO2_TOTEX	CH4_RUNEX	CH4_IDLEX	CH4_STREX	CH4_TOTEX	N2O_RUNEX
1.086872257	1.106071411	1.495106487	3.688050155	0.971477857	0	0.20863104	1.180108897	4.424285646	4.271732821	9.876127364	179557.2459	0	6052.416976	185609.6628	4.759586288	0	9.037969586	13.79755587	6.019515845
0.109322317	0.009369343	0.012285815	0.130977475	0.114265387	0	0	0.114265387	0.037477371	0.035102329	0.186845087	1180.833562	0	0	1180.833562	0.00841789	0	0	0.00841789	0.185610592
0	0.006216669	0.004738317	0.010954986	0	0	0	0	0.024866676	0.013538048	0.038404724	0	0	0	0	0	0	0	0	0
0.003072794	0.007883339	0.005369441	0.016325574	0.002707083	0	0.00063486	0.003341943	0.031533358	0.015341261	0.050216562	617.6139923	0	24.29370162	641.9076939	0.002126929	0	0.01449588	0.016622809	0.002664082
0.23187872	0.106593194	0.175025879	0.513497794	0.210552518	0	0.040847157	0.251399675	0.426372778	0.500073941	1.177846393	20262.16636	0	788.129257	21050.29562	1.129840437	0	1.413634848	2.543475285	1.216932504
0.011108241	0.000129095	0.000234822	0.011472159	0.011610506	0	0	0.011610506	0.000516382	0.000670921	0.012797809	29.74931642	0	0	29.74931642	0.000704747	0	0	0.000704747	0.004676178
0	0.000171098	0.000131052	0.00030215	0	0	0	0	0.000684393	0.000374433	0.001058827	0	0	0	0	0	0	0	0	0
0.419416289	0.39330352	0.633930701	1.44665051	0.379900284	0	0.075256127	0.455156411	1.573214079	1.811230575	3.839601066	83944.94851	0	2916.731304	86861.67982	2.308595499	0	4.169919179	6.478514679	3.587170524
0.011862696	0.001306225	0.001908906	0.015077826	0.012399074	0	0	0.012399074	0.0052249	0.005454017	0.02307799	232.9443581	0	0	232.9443581	0.001054963	0	0	0.001054963	0.036615609
0	5.54662E-05	4.24689E-05	9.79351E-05	0	0	0	0	0.000221865	0.00012134	0.000343204	0	0	0	0	0	0	0	0	0
9.44156E-06	1.75137E-05	1.19162E-05	3.88715E-05	8.30726E-06	0	1.9613E-06	1.02686E-05	7.00547E-05	3.40464E-05	0.00011437	1.373311544	0	0.065781507	1.439093051	4.75046E-06	0	3.14764E-05	3.62268E-05	5.96677E-06
0.055038489	0.034393382	0.469469667	0.558901539	0.050750793	0	0.008710576	0.059461369	0.137573529	1.341341907	1.538376805	15870.56744	68.85681836	204.7247545	16144.14901	0.465988407	0.066226903	0.400643398	0.932858708	0.485122587
0.96435574	0.041592327	0.378490171	1.384438237	0.996171787	0.01178784	0	1.007959627	0.166369306	1.081400489	2.255729422	8112.752185	57.059771	0	8169.811956	0.184913647	0.002035988	0	0.186949635	1.275211667
0.005231583	0.005356568	0.085303342	0.095891493	0.005033466	0	0.00065463	0.005688095	0.021426271	0.243723835	0.270838202	2680.399297	11.46504309	31.79839599	2723.662736	0.041293999	0.009969484	0.050529909	0.101793392	0.059348975
0.268806134	0.013988003	0.148505967	0.431300105	0.277375185	0.00358517	0	0.280960355	0.055952013	0.424302764	0.761215131	3409.153465	28.643047	0	3437.796512	0.051775932	0.000640691	0	0.052416623	0.535871449
0.017186937	0.004614686	0.019381663	0.041183286	0.00958733	0	0.008539853	0.018127183	0.018458744	0.05537618	0.091962107	929.6207588	0	100.4085294	1030.029288	1.16206688	0	0.392109442	1.554176323	0.228568395
0.327291593	0.297658724	0.48444596	1.109396277	0.289502519	0	0.065331123	0.354833642	1.190634897	1.384131313	2.929599852	75123.98361	0	2659.008717	77782.99232	2.13787737	0	4.027952736	6.165830106	3.173724056
0.021724745	0.003913761	0.005622575	0.031261082	0.022707042	0	0	0.022707042	0.015655045	0.016064501	0.054426588	898.9009311	0	0	898.9009311	0.00193369	0	0	0.00193369	0.141294708
0	1.89548E-05	1.47161E-05	3.3671E-05	0	0	0	0	7.58194E-05	4.20461E-05	0.000117866	0	0	0	0	0	0	0	0	0
0.003453001	0.003352565	0.017264153	0.02406972	0.003703074	0	1.78288E-05	0.003720903	0.013410262	0.049326153	0.066457317	2096.498175	0	0.530683576	2097.028859	0.055645238	0	0.000838194	0.056483433	0.054064411
0.059411356	0.001362293	0.005238865	0.066012514	0.062097674	0	0	0.062097674	0.005449171	0.014968186	0.082515031	355.4193837	0	0	355.4193837	0.0020291	0	0	0.0020291	0.055866978
0.008435229	0.008052113	0.04135536	0.057842701	0.006457016	0	0.0025911	0.009048116	0.03220845	0.118158171	0.159414737	4945.264203	33.58674085	72.59066074	5051.441604	0.156006492	0.013124324	0.106142951	0.275273767	0.171542791
2.378350196	0.034926744	0.180614864	2.593891804	2.39708634	0.088802298	0	2.485888638	0.139706978	0.516042468	3.141638083	13387.87031	733.3556305	0	14121.22594	0.187885795	0.012742899	0	0.200628694	2.104386776
2.31653E-05	0.000107869	0.000554212	0.000685247	1.6098E-05	9.09638E-06	0	2.51943E-05	0.000431477	0.001583463	0.002040134	32.67285828	3.569951768	0	36.24281005	0.018159488	0.014315752	0	0.03247524	0.006660576
0.001017984	0.002808759	0.014521186	0.018347929	0.000894379	0	0.00020598	0.001100358	0.011235035	0.041489104	0.053824497	1713.834792	7.126485948	12.91131371	1733.872592	0.026958918	0.003432329	0.016956657	0.047347904	0.041599399
0.265589985	0.002216809	0.01647354	0.284280334	0.273154065	0.004444721	0	0.277598786	0.008867236	0.047067257	0.333533279	1025.444748	32.84736064	0	1058.292108	0.025375953	0.001295386	0	0.026671339	0.161185634
1.08033E-05	6.62923E-05	0.000344989	0.000422084	1.07045E-05	1.04508E-06	0	1.17496E-05	0.000265169	0.000985682	0.001262601	21.2446113	0.413116301	0	21.6577276	0.01243141	0.001644731	0	0.014076141	0.004330853
0.002139112	0.00070231	0.005617572	0.008458994	0.002188234	0	9.19719E-05	0.002280206	0.00280924	0.016050207	0.021139652	323.8718713	19.97317435	2.060912759	345.9059584	0.046942504	0.016140807	0.004285057	0.067368369	0.023955396
0.0286399	0.001484832	0.007884198	0.03800893	0.028556721	0.001378148	0	0.02993487	0.005939328	0.022526279	0.058400477	605.2314642	51.89481561	0	657.1262798	0.002886959	0.000229636	0	0.003116595	0.095133958
0.000203283	0.000140353	0.000761342	0.001104978	0.000202869	1.82196E-05	0	0.000221089	0.000561413	0.002175262	0.002957763	81.20311711	7.156266755	0	88.35938386	0.237470693	0.028673709	0	0.266144402	0.016553787
7.64415E-05	0.000606698	0.008299008	0.008982148	8.13659E-05	0	1.77122E-06	8.31372E-05	0.002426793	0.023711451	0.026221381	374.7969279	0	0.957838316	375.7547662	0.001181655	0	0.001200429	0.002382084	0.004303974
0.005093614	0.003477177	0.016877815	0.025448606	0.005323925	0	0	0.005323925	0.013908707	0.048222329	0.067454961	686.1713198	0	0	686.1713198	0.002388231	0	0	0.002388231	0.107856576
0	1.9137E-05	5.86964E-05	7.78334E-05	0	0	0	0	7.65479E-05	0.000167704	0.000244252	0	0	0	0	0	0	0	0	0
0.005109458	0.006762018	0.031939593	0.043811069	0.005340485	0	0	0.005340485	0.027048072	0.09125598	0.123644537	1732.45285	0	0	1732.45285	3.520999828	0	0	3.520999828	0.353171847
0.000262961	0.000113166	0.000857644	0.001233771	0.000195885	0	8.24368E-05	0.000278321	0.000452664	0.002450412	0.003181398	58.79709238	0	1.151603552	59.94869593	0.011397381	0	0	0.011397381	0.006757794
6.279321138	0.37306088	1.282250519	7.934632537	6.445584265	0.117659911	0	6.563244176	1.492243518	3.663572912	11.71906061	69798.01315	3888.869803	0	73686.88295	0.465505789	0.08353881	0	0.5490446	10.97664776
0.00333981	0.006420223	0.037637115	0.047397148	0.003508329	0.000124018	0	0.003632348	0.025680894	0.107534614	0.136847855	1066.378159	85.57667556	0	1151.954835	2.337796147	0.309644351	0	2.647440498	0.217388164
1.105115478	1.184185406	1.597552373	3.886853257	1.004216134	0	0.196409216	1.200625351	4.736741624	4.56443535	10.50180232	189110.9195	0	5896.221565	195007.141	4.339636578	0	8.408681801	12.74831838	5.723199328
0.100170883	0.009091999	0.011972586	0.121235468	0.104700166	0	0	0.104700166	0.036367996	0.034207389	0.175275551	1140.951024	0	0	1140.951024	0.007841931	0	0	0.007841931	0.179429427
0	0.009450289	0.007206492	0.016656781	0	0	0	0	0.037801156	0.020589976	0.058391132	0	0	0	0	0	0	0	0	0
0.004420643	0.010075193	0.006858315	0.021354151	0.003922886	0	0.000884966	0.004807853	0.04030077	0.019595186	0.064703809	787.9681596	0	29.39362997	817.3617896	0.002724283	0	0.017784003	0.020508287	0.003434969
0.225488643	0.116067876	0.188568842	0.530125361	0.20731136	0	0.037375278	0.244686638	0.464271506	0.538768119	1.247726263	21603.3785	0	766.134949	22369.51345	1.045442497	0	1.314168734	2.359611232	1.159201476
0.009447244	0.000105515	0.000195383	0.009748141	0.009874406	0	0	0.009874406	0.000422058	0.000558237	0.010854701	24.18364814	0	0	24.18364814	0.000593718	0	0	0.000593718	0.003803194
0	0.000159937	0.000122699	0.000282637	0	0	0	0	0.000639749	0.000350569	0.000990319	0	0	0	0	0	0	0	0	0
0.417062779	0.406142945	0.654593834	1.477799558	0.382187017	0	0.070631797	0.452818815	1.624571779	1.870268097	3.947658691	85330.73986	0	2777.078052	88107.81791	2.162334214	0	3.869770512	6.032104727	3.401083376
0.010456715	0.001477051	0.002161939	0.014095705	0.010929521	0	0	0.010929521	0.005908204	0.006176968	0.023014693	259.6161143	0	0	259.6161143	0.000999225	0	0	0.000999225	0.040828019
0	4.8839E-05	3.74485E-05	8.62875E-05	0	0	0	0	0.000195356	0.000106996	0.000302352	0	0	0	0	0	0	0	0	0
4.05576E-05	6.84401E-05	4.65114E-05	0.000155509	3.60033E-05	0	8.10678E-06	4.411E-05	0.00027376	0.00013289	0.00045076	5.357500879	0	0.239148033	5.596648912	1.86194E-05	0	0.000117368	0.000135988	2.35661E-05
0.053839011	0.037874917	0.51699262	0.608706549	0.050522939	0	0.007716346	0.058239285	0.151499669	1.477121772	1.686860726	17034.96993	68.94330612	205.257061	17309.1703	0.438696547	0.067400546	0.392304004	0.898401096	0.481563494
0.996156872	0.047563676	0.432829455	1.476550004	1.028936842	0.012261824	0	1.041198666	0.190254706	1.236655586	2.468108958	9407.062788	59.80574604	0	9466.868534	0.195421283	0.002143086	0	0.197564368	1.479383296
0.005202508	0.005265984	0.083860795	0.094329287	0.005032072	0	0.000624549	0.005656621	0.021063936	0.239602271	0.266322828	2639.229032	10.98142817	30.40675876	2680.617219	0.040668241	0.00956273	0.049060656	0.099291627	0.059435031
0.277790886	0.015614347	0.165772322	0.459177556	0.286605035	0.003746322	0	0.290351357	0.06245739	0.473635207	0.826443954	3822.073236	30.06399387	0	3852.13723	0.054633748	0.000674172	0	0.05530792	0.601070858
0.016669784	0.004944408	0.020766494	0.042380686	0.009921027	0	0.007693661	0.017614689	0.019777632	0.059332841	0.096725161	988.0352891	0	97.4183763	1085.453665	1.179049709	0	0.377963295	1.557013004	0.236586231
0.327771879	0.286018864	0.468869783	1.082660526	0.293327739	0	0.062166206	0.355493945	1.144075457	1.339627952	2.839197353	71657.93152	0	2422.109205	74080.04072	2.070937056	0	3.761576207	5.832513263	3.102924923
0.02312183	0.004924869	0.007105383	0.035152083	0.024167297	0	0	0.024167297	0.019699478	0.020301094	0.064167868	1116.487566	0	0	1116.487566	0.002177337	0	0	0.002177337	0.175582229
0	1.79674E-05	1.39699E-05	3.19373E-05	0	0	0	0	7.18696E-05	3.99139E-05	0.000111784	0	0	0	0	0	0	0	0	0
0.000147532	0.000240705	0.000162828	0.000551065	0.000130609	0	2.98454E-05	0.000160455	0.000962819	0.000465222	0.001588496	18.78651092	0	1.02115987	19.80767079	6.48182E-05	0	0.000413597	0.000478415	8.23968E-05
0.00267799	0.003327427	0.017130311	0.023135728	0.002889809	0	1.06763E-05	0.002900485	0.01330971	0.048943744	0.065153939	2073.0685	0	0.451777831	2073.520278	0.039738485	0	0.000639522	0.040378007	0.048570365
0.0604369	0.001426062	0.005484021	0.067346984	0.063169589	0	0	0.063169589	0.005704249	0.015668632	0.08454247	371.9492174	0	0	371.9492174	0.002086339	0	0	0.002086339	0.058493865
0.0080119	0.00929878	0.04772518	0.065035859	0.006379936	0	0.002231011	0.008610947	0.037195119	0.136357656	0.182163722	5661.921437	34.94897565	72.22176901	5769.092182	0.150361755	0.014225415	0.101413097	0.266000267	0.171608211
2.236164723	0.036779752	0.190197281	2.463141756	2.256590334	0.080683835	0	2.337274169	0.147119007	0.543420803	3.02781398	14123.86606	745.62124	0	14869.4873	0.177932188	0.011763653	0	0.189695842	2.221162119
2.90166E-05	0.000131546	0.000676569	0.000837131	2.05005E-05	1.10577E-05	0	3.15582E-05	0.000526183	0.001933054	0.002490795	39.75156639	4.304169436	0	44.05573582	0.022428968	0.017402425	0	0.039831393	0.008103617
0.00094595	0.002805456	0.014504244	0.01825565	0.000859817	0	0.000164666	0.001024483	0.011221823	0.041440698	0.053687004	1707.968875	6.837701291	12.16077635	1726.967352	0.025538602	0.003329729	0.015696919	0.04456525	0.040092266
0.25831787	0.002329248	0.017064384	0.277711501	0.265881211	0.004116646	0	0.269997858	0.009316991	0.048755382	0.328070231	1083.312583	33.09490365	0	1116.407487	0.024767961	0.001229227	0	0.025997188	0.170365031
1.26676E-05	7.60305E-05	0.000396452	0.00048515	1.2613E-05	1.16418E-06	0	1.37772E-05	0.000304122	0.00113272	0.001450619	24.38612101	0.456878914	0	24.84299993	0.014525199	0.001832164	0	0.016357363	0.00497127
0.001998367	0.000632779	0.005059958	0.007691104	0.002050231	0	8.04571E-05	0.002130688	0.002531115	0.014457021	0.019118825	292.0110738	16.82526081	1.770977491	310.6073121	0.043589658	0.013554998	0.003867105	0.061011762	0.023304114
0.029539028	0.001541548	0.008184428	0.039265004	0.029415577	0.001459075	0	0.030874652	0.006166193	0.02338408	0.060424924	627.5972201	55.51358468	0	683.1108048	0.003006537	0.000249521	0	0.003256058	0.098697847
0.000245842	0.000170863	0.000925122	0.001341826	0.00024491	2.24649E-05	0	0.000267375	0.000683451	0.002643206	0.003594032	96.99377736	8.767986974	0	105.7617643	0.284354802	0.035355018	0	0.31970982	0.019772816
0.000124828	0.000698145	0.009718848	0.010541821	0.000133197	0	2.56501E-06	0.000135762	0.002792579	0.027768136	0.030696477	426.7250181	0	1.105141087	427.8301592	0.001253658	0	0.001392369	0.002646027	0.004546179
0.005975343	0.003696276	0.018233314	0.027904933	0.006245522	0	0	0.006245522	0.014785105	0.052095182	0.073125809	719.600289	0	0	719.600289	0.002583341	0	0	0.002583341	0.113166529

PM2.5_TOTEX	PM2.5_PMTW	PM2.5_PMBW	PM2.5_TOTAL	PM10_RUNEX	PM10_IDLEX	PM10_STREX	PM10_TOTEX	PM10_PMTW	PM10_PMBW	PM10_TOTAL	CO2_RUNEX	CO2_IDLEX	CO2_STREX	CO2_TOTEX	CH4_RUNEX	CH4_IDLEX	CH4_STREX	CH4_TOTEX	N2O_RUNEX
0	9.40449E-06	4.11165E-05	5.0521E-05	0	0	0	0	3.7618E-05	0.000117476	0.000155094	0	0	0	0	0	0	0	0	0
0.004136297	0.006994711	0.033611536	0.044742544	0.004323322	0	0	0.004323322	0.027978846	0.096032959	0.128335126	1829.906974	0	0	1829.906974	3.27016585	0	0	3.27016585	0.373038507
0.000351476	0.000116463	0.000879603	0.001347543	0.000255375	0	0.000116537	0.000371911	0.000465853	0.002513152	0.003350916	61.72559226	0	1.553798933	63.27939119	0.014612034	0	0	0.014612034	0.007216732
5.301467836	0.392694329	1.32183215	7.015994314	5.447826169	0.093350517	0	5.541176686	1.570777315	3.776663285	10.88861729	73447.46739	4153.06885	0	77600.53624	0.381820954	0.084628453	0	0.466449407	11.55161257
0.003383125	0.007468636	0.043167746	0.054019508	0.003526307	0.000153151	0	0.003679458	0.029874545	0.123336418	0.156890421	1215.582158	97.72530227	0	1313.30746	2.608616231	0.353921164	0	2.962537395	0.247804375
1.049769446	1.151185996	1.551170278	3.75212572	0.952936927	0	0.188056627	1.140993555	4.604743984	4.431915079	10.17765262	181211.3924	0	5792.579032	187003.9714	3.497513122	0	7.732125161	11.22963828	4.837729302
0.079434038	0.004936314	0.006575987	0.090946339	0.083025692	0	0	0.083025692	0.019745258	0.018788533	0.121559483	632.0893543	0	0	632.0893543	0.005907856	0	0	0.005907856	0.099413249
0	0.012311577	0.009391745	0.021703322	0	0	0	0	0.049246307	0.026833559	0.076079865	0	0	0	0	0	0	0	0	0
0.007226004	0.013902448	0.009463054	0.030591505	0.006349647	0	0.001509292	0.007858939	0.05560979	0.027037296	0.090506025	1087.535317	0	42.11499912	1129.650316	0.003737495	0	0.025513209	0.029250704	0.004693711
0.205155619	0.110677157	0.180495439	0.496328214	0.18717186	0	0.035547402	0.222719262	0.442708627	0.515701253	1.181129143	20448.87305	0	752.3100287	21201.18308	0.906101919	0	1.249288208	2.155390127	1.02978374
0.009202608	0.000108634	0.000199304	0.009510546	0.009618709	0	0	0.009618709	0.000434537	0.000569441	0.010622687	24.9579377	0	0	24.9579377	0.000585215	0	0	0.000585215	0.003925315
0	0.000133381	0.00010254	0.000235922	0	0	0	0	0.000533525	0.000292973	0.000826497	0	0	0	0	0	0	0	0	0
1.39196E-06	2.0909E-06	1.42035E-06	4.90321E-06	1.22654E-06	0	2.87345E-07	1.51389E-06	8.36359E-06	4.05815E-06	1.39356E-05	0.163711598	0	0.006866071	0.17057767	5.66277E-07	0	3.70458E-06	4.27086E-06	7.169E-07
0.430022587	0.430239946	0.686709392	1.546971924	0.3931115	0	0.074094926	0.467206426	1.720959783	1.962026834	4.150193044	87978.1837	0	2918.946906	90897.13061	1.859319142	0	3.798348715	5.657667857	3.02622739
0.010943765	0.00155405	0.002283151	0.014780965	0.011438593	0	0	0.011438593	0.006216198	0.006523288	0.024178079	270.0594375	0	0	270.0594375	0.001050392	0	0	0.001050392	0.042474194
0	4.156E-05	3.19167E-05	7.34767E-05	0	0	0	0	0.00016624	9.11904E-05	0.00025743	0	0	0	0	0	0	0	0	0
4.62804E-05	7.68396E-05	5.22204E-05	0.00017534	4.04579E-05	0	9.87619E-06	5.03341E-05	0.000307359	0.000149201	0.000506894	6.006623412	0	0.290089289	6.296712701	2.06363E-05	0	0.000141242	0.000161878	2.59769E-05
0.04974695	0.042054525	0.574044264	0.665845738	0.047147351	0	0.006755789	0.05390314	0.168218099	1.640126467	1.862247706	18241.70915	75.20927968	227.8074282	18544.72586	0.378206603	0.074547815	0.397435796	0.850190214	0.437289419
0.911634495	0.047744977	0.434479293	1.393858765	0.940221576	0.012632985	0	0.952854561	0.190979909	1.241369409	2.38520388	9528.494814	61.67900186	0	9590.173815	0.182180279	0.002222267	0	0.184402546	1.498615056
0.005209904	0.005840851	0.093015549	0.104066304	0.005038906	0	0.000625028	0.005663933	0.023363403	0.265758712	0.294786049	2835.687856	12.2740753	34.00044192	2881.962373	0.038184555	0.010759816	0.052813757	0.101758128	0.056434321
0.260305434	0.016040371	0.170295271	0.446641076	0.268101422	0.003973869	0	0.272075291	0.064161483	0.486557916	0.822794691	3931.006988	31.83161885	0	3962.838607	0.052282764	0.000717622	0	0.053000386	0.618257802
0.016019437	0.004602385	0.019329998	0.03995182	0.009415053	0	0.007529916	0.016944969	0.018409539	0.055228567	0.090583075	915.0602734	0	93.252166	1008.312439	1.051768751	0	0.359636961	1.411405712	0.214435629
0.337850592	0.322948365	0.52171191	1.182510868	0.302211725	0	0.064476086	0.366687811	1.291793461	1.490605458	3.149086729	79002.99577	0	2706.618211	81709.61398	1.841453932	0	3.769221439	5.610675371	2.824970445
0.021298815	0.004541344	0.006675619	0.032515778	0.022261853	0	0	0.022261853	0.018165377	0.019073197	0.059500427	1024.365751	0	0	1024.365751	0.002031506	0	0	0.002031506	0.161109385
0	1.79229E-05	1.39106E-05	3.18335E-05	0	0	0	0	7.16915E-05	3.97445E-05	0.000111436	0	0	0	0	0	0	0	0	0
0.000317052	0.000497114	0.000335897	0.001150063	0.000277214	0	6.7609E-05	0.000344823	0.001988454	0.000959707	0.003292984	38.71744834	0	2.224077987	40.94152632	0.00013216	0	0.000901671	0.001033831	0.000167608
0.002861045	0.003265701	0.01681131	0.022938055	0.003076389	0	1.35406E-05	0.00308993	0.013062803	0.048032314	0.064185047	2037.756099	0	0.479431507	2038.235531	0.044069614	0	0.000729114	0.044798728	0.046968175
0.055935262	0.001461854	0.005623717	0.063020833	0.058464406	0	0	0.058464406	0.005847418	0.016067762	0.080379586	382.1523301	0	0	382.1523301	0.002044346	0	0	0.002044346	0.060103851
0.007112343	0.008897354	0.045652959	0.061662656	0.005730278	0	0.001929407	0.007659685	0.035589414	0.130437027	0.173686126	5378.136801	34.93188538	69.99551041	5483.064196	0.131604404	0.014371028	0.095738408	0.24171384	0.154322826
2.051767373	0.03867463	0.199993105	2.290435108	2.070315114	0.074224076	0	2.144539189	0.154698519	0.571408871	2.870646579	14833.95745	754.2856589	0	15588.24311	0.163884172	0.011035774	0	0.174919946	2.333043404
6.19845E-05	0.000218749	0.001129199	0.001409933	4.8849E-05	1.85648E-05	0	6.74138E-05	0.000874995	0.003226284	0.004168693	66.47120812	6.715672067	0	73.18688019	0.040576209	0.026689805	0	0.067266014	0.013550591
0.00095635	0.002821023	0.014586459	0.018363832	0.000858819	0	0.000176588	0.001035406	0.011284091	0.041675597	0.053995095	1713.217691	7.42237633	13.1833285	1733.823396	0.02444374	0.003606344	0.017081806	0.04513189	0.038568424
0.254547872	0.002446506	0.017661689	0.274656067	0.262061545	0.003995853	0	0.266057398	0.009786023	0.050461969	0.32630539	1143.85711	35.98161292	0	1179.838722	0.024609626	0.001260519	0	0.025870144	0.179902652
1.68427E-05	9.09817E-05	0.000472024	0.000579849	1.69209E-05	1.39709E-06	0	1.8318E-05	0.000363927	0.001348641	0.001730886	28.60385763	0.538664265	0	29.1425219	0.01700854	0.002160727	0	0.019169267	0.005831083
0.001234704	0.000600513	0.004801103	0.00663632	0.001274055	0	5.027E-05	0.001324325	0.002402052	0.013717438	0.017443816	270.8297477	16.4233933	1.656974712	288.9101157	0.027523724	0.013779977	0.003031916	0.044335617	0.018233014
0.026425949	0.001557978	0.008263377	0.036247305	0.026468473	0.001152341	0	0.027620814	0.006231913	0.02360965	0.057462376	629.1493751	50.49525227	0	679.6446274	0.002766604	0.000213734	0	0.002980338	0.098950857
0.000358783	0.000247606	0.001341856	0.001948245	0.000356365	3.38443E-05	0	0.000390209	0.000990425	0.003833873	0.005214507	139.8295598	12.49676347	0	152.3263232	0.405666982	0.049066577	0	0.454733559	0.02850517
0.000158744	0.000674416	0.009426472	0.010259633	0.000169326	0	3.32218E-06	0.000172649	0.002697665	0.026932778	0.029803092	403.3198809	0	1.055016625	404.3748975	0.001126172	0	0.00130998	0.002436152	0.004162822
0.005157492	0.003461856	0.016925741	0.02554509	0.005390691	0	0	0.005390691	0.013847425	0.048359261	0.067597377	649.2527878	0	0	649.2527878	0.002289037	0	0	0.002289037	0.102112665
0	3.48151E-05	9.62402E-05	0.000131055	0	0	0	0	0.000139261	0.000274972	0.000414233	0	0	0	0	0	0	0	0	0
0.002713534	0.007129011	0.034099404	0.043941948	0.002836228	0	0	0.002836228	0.028516042	0.097426868	0.128779138	1911.333158	0	0	1911.333158	2.867790799	0	0	2.867790799	0.389637768
0.000278571	0.000107275	0.000801205	0.001187051	0.000206259	0	8.92452E-05	0.000295504	0.0004291	0.002289157	0.003013761	55.7182408	0	1.252475942	56.97071675	0.013276536	0	5.25107E-07	0.013277061	0.006327669
4.452519696	0.382955359	1.265211051	6.100686105	4.573600061	0.080242817	0	4.653842878	1.531821436	3.614888717	9.800553031	71729.90853	4463.789297	0	76193.69782	0.312098762	0.089151269	0	0.401250032	11.28536403
0.00331031	0.008059571	0.046184543	0.057554424	0.003410142	0.000190122	0	0.003600264	0.032238282	0.131955838	0.167794384	1280.901602	110.8093376	0	1391.71094	2.506814355	0.392042472	0	2.898856827	0.261120171
1.040048042	1.143672043	1.539758128	3.723478213	0.945863597	0	0.184881913	1.130745509	4.574688173	4.399308936	10.10474262	177659.3125	0	5629.907332	183289.2198	2.989641869	0	7.163478849	10.15312072	4.319408151
0.067619623	0.004265126	0.005684914	0.077569663	0.070677082	0	0	0.070677082	0.017060505	0.016242612	0.103980198	543.2866249	0	0	543.2866249	0.005053942	0	0	0.005053942	0.085476023
0	0.01742609	0.013294696	0.030720787	0	0	0	0	0.069704362	0.037984847	0.107689209	0	0	0	0	0	0	0	0	0
0.009921443	0.017551628	0.011947493	0.039420564	0.008688945	0	0.002101529	0.010790474	0.070206512	0.034135694	0.11513268	1369.318776	0	53.38507386	1422.70385	0.004698001	0	0.032469616	0.037167618	0.005905583
0.187484018	0.108608072	0.177001778	0.473093868	0.171210705	0	0.032501503	0.203712208	0.434432289	0.505719365	1.143863862	19820.28298	0	719.4580327	20539.74101	0.774521134	0	1.152296897	1.92681803	0.922554509
0.00847337	0.000100593	0.00018554	0.008759503	0.008856499	0	0	0.008856499	0.000402371	0.000530113	0.009788982	23.13821904	0	0	23.13821904	0.000539867	0	0	0.000539867	0.003640367
0	0.000126059	9.70601E-05	0.000223119	0	0	0	0	0.000504238	0.000277314	0.000781552	0	0	0	0	0	0	0	0	0
1.39081E-06	2.08541E-06	1.41618E-06	4.89241E-06	1.21653E-06	0	2.96104E-07	1.51264E-06	8.34164E-06	4.04624E-06	1.39005E-05	0.162590495	0	0.007066714	0.169657209	5.58903E-07	0	3.80617E-06	4.36508E-06	7.07943E-07
0.441846755	0.446835176	0.710211806	1.598893737	0.405082543	0	0.07518249	0.480265033	1.787340704	2.02917659	4.296782326	89359.37986	0	2922.121563	92281.50142	1.637495287	0	3.615207307	5.252702594	2.741333991
0.010375056	0.00173192	0.002542767	0.014649743	0.01084417	0	0	0.01084417	0.006927681	0.007265048	0.025036899	296.7088726	0	0	296.7088726	0.001046186	0	0	0.001046186	0.04668161
0	3.38843E-05	2.60648E-05	5.99491E-05	0	0	0	0	0.000135537	7.44708E-05	0.000210008	0	0	0	0	0	0	0	0	0
0.000144957	0.000218311	0.000148443	0.000511711	0.000127182	0	3.04725E-05	0.000157654	0.000873244	0.000424123	0.001455021	17.05576427	0	0.794505954	17.85027023	5.88349E-05	0	0.000393382	0.000452217	7.41659E-05
0.045287855	0.043082759	0.588079663	0.676450278	0.043480457	0	0.005666561	0.049147018	0.172331037	1.680227609	1.901705664	18283.83823	75.32219306	233.1736844	18592.33411	0.322084642	0.075334652	0.383130737	0.78055003	0.395523584
0.858863311	0.047867952	0.435598366	1.342329629	0.885077358	0.01261994	0	0.897697298	0.191471809	1.244566761	2.333735868	9555.364279	61.63811345	0	9617.002393	0.173924251	0.002236613	0	0.176160864	1.503358454
0.004999088	0.005957567	0.094874261	0.105830917	0.004856346	0	0.000579153	0.0054355	0.02383027	0.271069318	0.300335087	2836.043322	12.38313874	34.2552539	2882.681715	0.03466959	0.010901212	0.05218526	0.097756062	0.052239484
0.248041567	0.016451835	0.174663653	0.439157056	0.255194185	0.004062721	0	0.259256906	0.065807342	0.499039009	0.824103258	4012.489074	32.44197442	0	4044.931048	0.050650646	0.000737235	0	0.05138788	0.631290361
0.014990368	0.00447244	0.018784232	0.03824704	0.009049746	0	0.006831521	0.015881267	0.017889761	0.053669235	0.087440264	882.8494073	0	88.18064828	971.0300556	0.97876351	0	0.33811703	1.31688054	0.203133053
0.340935048	0.329946912	0.531172049	1.202054009	0.306177556	0	0.064048869	0.370226425	1.319787648	1.517634425	3.207648499	79368.99754	0	2697.66443	82066.66197	1.660282135	0	3.58918831	5.249470445	2.598710958
0.020618894	0.004854032	0.007168699	0.032641625	0.021551189	0	0	0.021551189	0.019416128	0.020481998	0.061449314	1080.534809	0	0	1080.534809	0.002031047	0	0	0.002031047	0.170002011
0	1.6887E-05	1.31147E-05	3.00017E-05	0	0	0	0	6.75481E-05	3.74707E-05	0.000105019	0	0	0	0	0	0	0	0	0
0.000700862	0.001053294	0.000711745	0.002465901	0.000611855	0	0.000150396	0.000762251	0.004213174	0.002033558	0.007008984	81.82914918	0	4.703958733	86.53310792	0.000279083	0	0.001917094	0.002196177	0.000354371
0.002481598	0.003272211	0.016839516	0.022593325	0.002675643	0	1.06827E-05	0.002686325	0.013088845	0.048112902	0.063888073	2036.034059	0	0.448006078	2036.482065	0.036268164	0	0.000610344	0.036878508	0.042638261
0.053261788	0.001533862	0.005900775	0.060696425	0.055670049	0	0	0.055670049	0.006135448	0.016859358	0.078664855	401.4292999	0	0	401.4292999	0.002049546	0	0	0.002049546	0.063157418
0.006309357	0.008757564	0.044943467	0.060010388	0.005187266	0	0.001621098	0.006808365	0.035030257	0.128409905	0.170248527	5253.313847	34.10175563	66.00297391	5353.418576	0.115402752	0.014318454	0.082379818	0.212101024	0.138524165
1.775902283	0.037716752	0.194981252	2.008600287	1.791033168	0.065167536	0	1.856200704	0.150867007	0.557089292	2.564157003	14441.97472	750.8424313	0	15192.81715	0.141971469	0.009904726	0	0.151876195	2.272175519
0.000103313	0.000287261	0.001488653	0.001879227	8.48638E-05	2.74985E-05	0	0.000112362	0.001149042	0.004253295	0.0055147	88.84855844	9.03323012	0	97.88178856	0.057467564	0.03363012	0	0.091097685	0.01811236

PM2.5_TOTEX	PM2.5_PMTW	PM2.5_PMBW	PM2.5_TOTAL	PM10_RUNEX	PM10_IDLEX	PM10_STREX	PM10_TOTEX	PM10_PMTW	PM10_PMBW	PM10_TOTAL	CO2_RUNEX	CO2_IDLEX	CO2_STREX	CO2_TOTEX	CH4_RUNEX	CH4_IDLEX	CH4_STREX	CH4_TOTEX	N2O_RUNEX
0.000869202	0.002618112	0.013534385	0.017021699	0.000784986	0	0.000156798	0.000941784	0.010472449	0.038669671	0.050083903	1578.977821	6.991934934	12.21546858	1598.185225	0.020395443	0.003433733	0.015228195	0.039057371	0.032361127
0.229408069	0.002378576	0.016916202	0.248702847	0.236467276	0.003313608	0	0.239780884	0.009514305	0.048332006	0.297627195	1119.506815	35.83357373	0	1155.340388	0.022277101	0.001121366	0	0.023398467	0.176133529
2.22361E-05	0.000100934	0.000524412	0.000647581	2.24909E-05	1.69291E-06	0	2.41838E-05	0.000403735	0.001498319	0.001926237	31.83305388	0.625076482	0	32.45813036	0.019475861	0.002455944	0	0.021931806	0.006489376
0.00169915	0.000787018	0.006291013	0.008777181	0.001748978	0	7.04963E-05	0.001819475	0.003148072	0.017974323	0.022941869	352.5178059	20.96233855	2.077137959	375.5572824	0.038256366	0.017776178	0.003715008	0.059747552	0.023256095
0.021432739	0.001471219	0.007800488	0.030704446	0.021448937	0.000952896	0	0.022401833	0.005884875	0.022287107	0.050573815	589.8411774	50.2358979	0	640.0770753	0.002321281	0.000199727	0	0.002521008	0.092800514
0.000425176	0.000293362	0.001586594	0.002305132	0.00041835	4.40678E-05	0	0.000462418	0.001173449	0.004533125	0.006168992	161.0279155	15.55072794	0	176.5786434	0.45421437	0.059409904	0	0.513624274	0.032826594
0.000195349	0.000668824	0.009283599	0.010147773	0.000208687	0	3.77321E-06	0.00021246	0.002675297	0.026524569	0.029412326	408.2404679	0	1.028516169	409.2689841	0.001142434	0	0.001290619	0.002433053	0.004201561
0.004507404	0.003493851	0.017118046	0.025119301	0.004711209	0	0	0.004711209	0.013975405	0.048908702	0.067595315	633.6190098	0	0	633.6190098	0.002146967	0	0	0.002146967	0.09968814
0	4.93952E-05	0.000130232	0.000179627	0	0	0	0	0.000197581	0.000372092	0.000569672	0	0	0	0	0	0	0	0	0
0.002398494	0.007286854	0.034960075	0.044645423	0.002506943	0	0	0.002506943	0.029147416	0.099885929	0.131540288	1962.644808	0	0	1962.644808	2.665761438	0	0	2.665761438	0.400097983
0.000223253	9.43791E-05	0.00070736	0.001024993	0.000168335	0	6.94564E-05	0.000237791	0.000377517	0.00202103	0.002636337	48.98903701	0	1.038430365	50.02746737	0.011395825	0	0	0.011395825	0.006126014
3.582188612	0.383631211	1.24480633	5.210626153	3.677684558	0.066474727	0	3.744159285	1.534524844	3.556589515	8.835273644	71902.00855	4446.354184	0	76348.36274	0.251436293	0.087547702	0	0.338983995	11.31800414
0.003257692	0.008752727	0.049942729	0.061953148	0.003333462	0.000209576	0	0.003543038	0.035010906	0.142693512	0.181247456	1364.028667	118.8441138	0	1482.872781	2.486156432	0.401488882	0	2.887645314	0.278066167
1.023882653	1.132169098	1.522678716	3.678730468	0.934339756	0	0.179147763	1.113487519	4.528676392	4.350510618	9.99267453	174107.6608	0	5470.096531	179577.7573	2.550266736	0	6.639391176	9.189657911	3.875292817
0.057225602	0.004343161	0.005784358	0.06735312	0.059813089	0	0	0.059813089	0.017372642	0.016526736	0.093712468	545.060472	0	0	545.060472	0.004385076	0	0	0.004385076	0.085797279
0	0.022139523	0.016891193	0.039030716	0	0	0	0	0.088558092	0.048260551	0.136818643	0	0	0	0	0	0	0	0	0
0.011805063	0.020192562	0.01375008	0.045747705	0.010277888	0	0.002561196	0.012839083	0.080770247	0.039285942	0.132895272	1568.183654	0	62.43050152	1630.614156	0.005353474	0	0.03797607	0.043329544	0.006722648
0.189579809	0.10816349	0.178059052	0.475802351	0.17269494	0	0.033431318	0.206126258	0.43265396	0.508740149	1.147520367	19744.23392	0	737.0302187	20481.26414	0.777967488	0	1.22221576	2.000183248	0.957862545
0.004726283	3.81898E-05	7.14794E-05	0.004835952	0.004939984	0	0	0.004939984	0.000152759	0.000204227	0.005296971	8.179199081	0	0	8.179199081	0.00028073	0	0	0.00028073	0.001287477
0	0.000107862	8.31058E-05	0.000190968	0	0	0	0	0.000431447	0.000237445	0.000668893	0	0	0	0	0	0	0	0	0
8.93055E-07	1.32984E-06	9.04714E-07	3.12761E-06	7.75643E-07	0	1.95635E-07	9.71279E-07	5.31936E-06	2.5849E-06	8.87554E-06	0.103682012	0	0.004673485	0.108355497	3.54716E-07	0	2.51191E-06	2.86663E-06	4.48616E-07
0.450165448	0.474105776	0.749905946	1.67417717	0.414522564	0	0.074979646	0.48950221	1.896423103	2.142588417	4.52851373	92643.34992	0	2958.361233	95601.71116	1.337498809	0	3.360383629	4.697882438	2.374117084
0.00721906	0.001534181	0.002324575	0.011077816	0.007545474	0	0	0.007545474	0.006136725	0.006641642	0.020323841	263.3738213	0	0	263.3738213	0.000797182	0	0	0.000797182	0.04145734
0	5.72995E-05	4.36923E-05	0.000100992	0	0	0	0	0.000229198	0.000124835	0.000354033	0	0	0	0	0	0	0	0	0
0.000502787	0.000772715	0.000526873	0.001802374	0.000440112	0	0.000106714	0.000546827	0.003090859	0.00150535	0.005143036	59.2655375	0	2.696711774	61.96224928	0.000204179	0	0.001374211	0.001578391	0.000256924
0.043199778	0.043381562	0.592158326	0.678739666	0.041612095	0	0.005311119	0.046923213	0.173526249	1.691880932	1.912330395	18474.45476	78.39303899	242.0340152	18794.88181	0.308156013	0.078044218	0.389606392	0.775806622	0.390346598
0.806967611	0.047367611	0.431045264	1.285380486	0.830855332	0.012599774	0	0.843455106	0.189470446	1.231557897	2.264483448	9443.380561	61.1209745	0	9504.501535	0.165386771	0.002235042	0	0.167621812	1.486470579
0.004907098	0.006260648	0.099700813	0.110868559	0.004801382	0	0.000535495	0.005336878	0.025042591	0.284859467	0.315238935	2917.656015	12.76806165	35.23952614	2965.663603	0.030849228	0.011229349	0.052096562	0.094175139	0.048803754
0.240658466	0.017569608	0.186530672	0.444758746	0.247272921	0.004267052	0	0.251539974	0.070278432	0.532944779	0.854763184	4264.360932	34.02833848	0	4298.38927	0.050089484	0.000781032	0	0.050870516	0.671247656
0.014461016	0.004412693	0.018533294	0.037407004	0.008923258	0	0.006418319	0.015341577	0.017650772	0.05295227	0.085944619	868.0198184	0	85.61793191	953.6377503	0.932884262	0	0.32602974	1.258914002	0.196452551
0.334935288	0.326354488	0.522941859	1.184231635	0.301679108	0	0.062147299	0.363826407	1.305417953	1.494119598	3.163363958	77114.50769	0	2595.309696	79709.81739	1.459766165	0	3.290039277	4.749805442	2.306934886
0.026086424	0.005734817	0.008574766	0.040396007	0.027265936	0	0	0.027265936	0.02293927	0.02449933	0.074704536	1274.317179	0	0	1274.317179	0.002555811	0	0	0.002555811	0.200588654
0	8.74605E-06	6.75659E-06	1.55026E-05	0	0	0	0	3.49842E-05	1.93045E-05	5.42887E-05	0	0	0	0	0	0	0	0	0
0.000811611	0.001218832	0.000823679	0.002854122	0.000704522	0	0.000178179	0.000882701	0.004875329	0.002353369	0.008111399	94.24930224	0	5.531465791	99.78076803	0.000319198	0	0.002258575	0.002577774	0.000405601
0.002193373	0.003177491	0.016344998	0.021715862	0.002368454	0	8.95548E-06	0.002377409	0.012709966	0.046699994	0.061787368	1977.720526	0	0.422009524	1978.142535	0.030515808	0	0.000545544	0.031061352	0.038410648
0.050514672	0.001491561	0.005736102	0.057742335	0.052798721	0	0	0.052798721	0.005966245	0.016388862	0.075153829	390.1214976	0	0	390.1214976	0.00199582	0	0	0.00199582	0.061408531
0.005998793	0.009370492	0.048065734	0.063435018	0.005030223	0	0.001455757	0.00648598	0.037481966	0.137330668	0.181298614	5591.199794	36.23857291	67.75397262	5695.19234	0.106226769	0.015547942	0.077470013	0.199244724	0.130904777
1.464647601	0.037839715	0.195536754	1.698024071	1.475318553	0.055553914	0	1.530872467	0.151358861	0.558676441	2.240907769	14454.36232	747.7016108	0	15202.06393	0.12163145	0.008751101	0	0.130382551	2.275242873
0.000113851	0.000297322	0.001540725	0.001951898	9.1744E-05	3.20799E-05	0	0.000123824	0.001189287	0.004402071	0.005715181	92.07746906	10.16607745	0	102.2435465	0.059809754	0.03661989	0	0.096429644	0.018770594
0.000822114	0.00252084	0.013028863	0.016371817	0.000756603	0	0.00013542	0.000892023	0.010083359	0.037225322	0.048200705	1512.361959	6.774848762	11.6357888	1530.772597	0.017670361	0.0033581	0.013921916	0.034950377	0.028517333
0.196562185	0.002373065	0.016711479	0.215646728	0.202930947	0.002518907	0	0.205449854	0.00949226	0.047747083	0.262689197	1120.121297	30.68566994	0	1150.806967	0.019607752	0.00086998	0	0.020477732	0.176316875
2.63654E-05	0.000113923	0.000590628	0.000730917	2.67838E-05	1.89107E-06	0	2.86748E-05	0.000455691	0.00168751	0.002171876	35.66549078	0.684431693	0	36.34992247	0.021997249	0.002669638	0	0.024666887	0.007270644
0.001399265	0.000774419	0.006191132	0.008364817	0.001449522	0	5.6413E-05	0.001505935	0.003097678	0.01768895	0.022292562	343.6745298	20.49878793	1.992712339	366.1660301	0.03235821	0.017616186	0.00301299	0.052987386	0.022109419
0.020393931	0.001464381	0.007762422	0.029620735	0.020361428	0.000954626	0	0.021316054	0.005857525	0.02217835	0.049351929	586.209842	49.55493031	0	635.7647723	0.002292594	0.000202778	0	0.002495372	0.092274549
0.000447258	0.000306401	0.001657648	0.002411307	0.000437587	4.88469E-05	0	0.000486434	0.001225604	0.004736136	0.006448174	166.8605059	16.36097745	0	183.2214834	0.460331882	0.06018326	0	0.520515142	0.034015606
0.000193832	0.000628872	0.008961549	0.009784253	0.000207117	0	3.69365E-06	0.00021081	0.002515487	0.025604426	0.028330723	348.6289631	0	0.936651543	349.5656146	0.000911773	0	0.001207709	0.002119481	0.003655483
0.003551381	0.003303189	0.016201992	0.023056562	0.003711959	0	0	0.003711959	0.013212756	0.046291407	0.063216121	578.1144162	0	0	578.1144162	0.00187319	0	0	0.00187319	0.091000258
0	8.16378E-05	0.000202675	0.000284312	0	0	0	0	0.000326551	0.000579071	0.000905622	0	0	0	0	0	0	0	0	0
0.001977784	0.007584065	0.03565756	0.045219409	0.002067211	0	0	0.002067211	0.030336262	0.101878742	0.134282214	2043.304771	0	0	2043.304771	2.568758306	0	0	2.568758306	0.416541044
9.95174E-05	6.77194E-05	0.000495884	0.000663121	7.71622E-05	0	2.98628E-05	0.000107025	0.000270878	0.001416811	0.001794713	33.90563789	0	0.559777141	34.46541503	0.005938558	0	2.30369E-07	0.005938789	0.004018696
2.389342744	0.38918138	1.233014075	4.0115382	2.45793723	0.039440991	0	2.497378221	1.55672552	3.522897358	7.577001098	72626.72425	4673.854179	0	77300.57843	0.145936834	0.088529675	0	0.234466509	11.44236998
0.003297898	0.009900891	0.05634332	0.069542108	0.003325537	0.000261227	0	0.003586765	0.039603563	0.160980913	0.204171241	1514.495809	138.8544297	0	1653.350239	2.533796018	0.447427673	0	2.981223691	0.308739878
0.888155112	0.978494571	1.318725055	3.185374738	0.795502215	0	0.170395402	0.965897616	3.913978284	3.767785871	8.647661772	149071.9952	0	5252.064325	154324.0595	1.949127866	0	6.061937312	8.011065178	3.051305249
0.045131944	0.003576971	0.004788154	0.053497068	0.04717261	0	0	0.04717261	0.014307882	0.013680439	0.075160931	446.5133101	0	0	446.5133101	0.003483957	0	0	0.003483957	0.070348354
0	0.02751854	0.021011887	0.048530427	0	0	0	0	0.110074158	0.060033963	0.170108121	0	0	0	0	0	0	0	0	0
0.011605352	0.019810638	0.013508064	0.044924054	0.009819312	0	0.002802567	0.012621879	0.079242554	0.038594467	0.1304589	1530.85643	0	69.14478156	1600.001211	0.005140742	0	0.041609612	0.046750353	0.006367874
0.157146443	0.092296441	0.152677174	0.402120058	0.140325792	0	0.030557173	0.170882965	0.369185762	0.436220498	0.976289224	16717.02518	0	695.5651013	17412.59028	0.603001095	0	1.103283911	1.706285005	0.756603369
0.003669186	2.96729E-05	5.56491E-05	0.003754508	0.00383509	0	0	0.00383509	0.000118692	0.000158997	0.004112779	6.352325787	0	0	6.352325787	0.000217845	0	0	0.000217845	0.001000812
0	0.00010815	8.33984E-05	0.000191548	0	0	0	0	0.000432598	0.000238281	0.000670879	0	0	0	0	0	0	0	0	0
3.6663E-06	7.35141E-06	5.02444E-06	1.60422E-05	3.12293E-06	0	8.64509E-07	3.98744E-06	2.94056E-05	1.43556E-05	4.77486E-05	0.55421516	0	0.026397029	0.580612189	1.8782E-06	0	1.43575E-05	1.62357E-05	2.33268E-06
0.401288442	0.422754944	0.670804979	1.494848365	0.362992984	0	0.073426061	0.436419045	1.691019777	1.916585653	4.044024476	81336.00238	0	2900.650856	84236.65324	1.046218946	0	3.135138724	4.181357671	1.89413089
0.005770134	0.001402511	0.002149566	0.009322211	0.006031034	0	0	0.006031034	0.005610044	0.006141616	0.017782694	238.5516803	0	0	238.5516803	0.00067528	0	0	0.00067528	0.037583914
0	9.38788E-05	7.15753E-05	0.000165454	0	0	0	0	0.000375515	0.000204501	0.000580016	0	0	0	0	0	0	0	0	0
0.000652007	0.001094515	0.00074765	0.002494171	0.000554329	0	0.000154788	0.000709117	0.00437806	0.002136142	0.007223319	83.2006337	0	4.31601292	87.51664662	0.000281535	0	0.002175274	0.00245681	0.000349394
0.035497384	0.037664411	0.514119207	0.587281001	0.034010377	0	0.004582899	0.038593276	0.150657643	1.46891202	1.65816294	15790.95262	76.31892028	237.5812777	16104.85281	0.23921621	0.074786849	0.360374881	0.67437794	0.30753677
0.677904645	0.041107065	0.37407429	1.093086001	0.696178174	0.012378311	0	0.708556485	0.16442826	1.068783687	1.941768432	8163.256859	60.16969212	0	8223.426551	0.139040481	0.002213935	0	0.141254416	1.286124442
0.004122146	0.005438666	0.086610759	0.096171571	0.003995977	0	0.000487198	0.004483174	0.021754665	0.24745931	0.273697149	2499.533899	12.55160356	34.57645265	2546.661955	0.023633151	0.01082101	0.04927946	0.083733621	0.038668264
0.206315907	0.015560833	0.165204178	0.387080918	0.21132605	0.004318547	0	0.215644597	0.062243332	0.472011936	0.749899865	3750.498384	34.27427383	0	3784.772658	0.042842266	0.000792107	0	0.043634374	0.590892548
0.013065429	0.003814671	0.016021604	0.032901704	0.007736825	0	0.006134265	0.01387109	0.015258684	0.045776012	0.074905786	749.9925391	0	83.68254386	833.675083	0.788944316	0	0.315346925	1.10429124	0.167775983
0.293772023	0.286502866	0.460903321	1.04117821	0.259493551	0	0.059699496	0.319193047	1.146011464	1.316866632	2.782071143	66895.50531	0	2527.323439	69422.82875	1.145016914	0	3.027928928	4.172945842	1.832086913

PM2.5_TOTEX	PM2.5_PMTW	PM2.5_PMBW	PM2.5_TOTAL	PM10_RUNEX	PM10_IDLEX	PM10_STREX	PM10_TOTEX	PM10_PMTW	PM10_PMBW	PM10_TOTAL	CO2_RUNEX	CO2_IDLEX	CO2_STREX	CO2_TOTEX	CH4_RUNEX	CH4_IDLEX	CH4_STREX	CH4_TOTEX	N2O_RUNEX
0.022086266	0.004997844	0.007607646	0.034691756	0.023084909	0	0	0.023084909	0.019991378	0.02173613	0.064812417	1104.246056	0	0	1104.246056	0.002198892	0	0	0.002198892	0.173974416
0	0.000131771	0.0001003	0.000232071	0	0	0	0	0.000527084	0.000286572	0.000813657	0	0	0	0	0	0	0	0	0
0.000789988	0.001196577	0.000810928	0.002797492	0.000664435	0	0.000194749	0.000859184	0.004786307	0.002316936	0.007962426	92.14946496	0	6.229810024	98.37927498	0.000306785	0	0.00250983	0.002816615	0.000383441
0.001659238	0.00263876	0.013572846	0.017870843	0.001794681	0	7.02262E-06	0.001801704	0.010555038	0.038779559	0.0511363	1641.998305	0	0.386023334	1642.384329	0.022037001	0	0.000479051	0.022516051	0.030027841
0.042489163	0.00129492	0.004979343	0.048763426	0.044410334	0	0	0.044410334	0.005179679	0.014226695	0.063816708	338.4206957	0	0	338.4206957	0.001716421	0	0	0.001716421	0.053318318
0.004184344	0.008026713	0.041163044	0.053374101	0.003666333	0	0.000884523	0.004550856	0.032106852	0.117608698	0.154266406	4763.292564	34.09554035	60.22390003	4857.612005	0.073109403	0.014856998	0.062845842	0.150812244	0.098579295
0.75924351	0.038313324	0.197928886	0.995485719	0.764921405	0.028651727	0	0.793573132	0.153253296	0.565511101	1.512337529	14362.19289	721.9888406	0	15084.18173	0.064095438	0.005549319	0	0.069644757	2.262769339
0.000143792	0.000351508	0.001819801	0.002315102	0.000114652	4.17355E-05	0	0.000156387	0.001406033	0.005199432	0.006761853	108.9831407	12.60877082	0	121.5919115	0.071440721	0.043413688	0	0.114854409	0.022216926
0.000675871	0.002095914	0.010832323	0.013604109	0.000623841	0	0.000110811	0.000734651	0.008383657	0.030949494	0.040067802	1253.684267	6.497183461	10.97871381	1271.160164	0.013589694	0.003192956	0.012617943	0.029400593	0.022296508
0.06478034	0.002360455	0.016424497	0.083565292	0.066970233	0.000739187	0	0.067709419	0.009441818	0.046927135	0.124078373	1088.222638	29.4033499	0	1117.625988	0.007030454	0.00054323	0	0.007573685	0.17144992
3.39003E-05	0.000136036	0.000705057	0.000874993	3.42986E-05	2.57104E-06	0	3.68696E-05	0.000544144	0.002014448	0.002595462	42.70036621	0.887932995	0	43.58829921	0.026534125	0.003335169	0	0.029869294	0.008704749
0.000440083	0.00060356	0.004830079	0.005873722	0.000459202	0	1.94287E-05	0.000478631	0.002414239	0.013800226	0.016693096	262.3800737	18.05364924	1.669598012	282.103321	0.006533139	0.016149899	0.002087748	0.024770785	0.011245886
0.018510009	0.001454489	0.007708936	0.027673434	0.018492374	0.000854576	0	0.019346949	0.005817956	0.022025531	0.047190436	580.1635334	49.16726998	0	629.3308034	0.002185097	0.000191125	0	0.002376222	0.091405001
0.000462256	0.000316293	0.001711134	0.002489683	0.000451676	5.1069E-05	0	0.000502745	0.001265173	0.004888954	0.006656873	171.3809769	16.86992758	0	188.2509045	0.467850015	0.06146921	0	0.529319225	0.034937133
0.000227666	0.000635147	0.009049839	0.009912652	0.000242967	0	4.64053E-06	0.000247608	0.002540588	0.025856683	0.028644878	350.2712416	0	0.942471494	351.2137131	0.000824423	0	0.00114457	0.001968993	0.003371632
0.002783326	0.003109514	0.015336758	0.021229598	0.002909176	0	0	0.002909176	0.012438057	0.043819308	0.05916654	517.179805	0	0	517.179805	0.001692456	0	0	0.001692456	0.081481889
0	8.11334E-05	0.000201422	0.000282556	0	0	0	0	0.000324534	0.000575492	0.000900026	0	0	0	0	0	0	0	0	0
0.000758576	0.007889876	0.037052971	0.045701423	0.000792875	0	0	0.000792875	0.031559505	0.105865631	0.138218011	2125.777327	0	0	2125.777327	2.330709501	0	0	2.330709501	0.433353614
6.49061E-05	6.90325E-05	0.00049388	0.000627819	5.6404E-05	0	1.41873E-05	7.05913E-05	0.00027613	0.001411087	0.001757808	33.61092905	0	0.356275377	33.96720443	0.004689991	0	2.7702E-07	0.004690268	0.003874513
1.770474454	0.396146199	1.234609347	3.40123	1.826221759	0.024305694	0	1.850527453	1.584584796	3.527455278	6.962567527	73353.67165	4824.11797	0	78177.78962	0.091024634	0.090601601	0	0.181626236	11.55690084
0.003263406	0.010622383	0.060554443	0.074440232	0.003250311	0.000298941	0	0.003549251	0.042489533	0.173012695	0.21905148	1597.632128	151.8369776	0	1749.469106	2.537829849	0.477007054	0	3.014836903	0.325687761
0.955698851	1.12090093	1.51079479	3.587394572	0.878365204	0	0.161007243	1.039372447	4.483603722	4.316556543	9.839532711	168585.6383	0	5064.561363	173650.1997	2.023782279	0	5.722281763	7.746064043	3.291258593
0.046272563	0.003862317	0.005189332	0.055324212	0.048364803	0	0	0.048364803	0.015449268	0.014826662	0.078640733	479.4331145	0	0	479.4331145	0.003605865	0	0	0.003605865	0.075534882
0	0.039724987	0.030348518	0.070073505	0	0	0	0	0.158899949	0.086710051	0.245610001	0	0	0	0	0	0	0	0	0
0.013611921	0.025896728	0.017682613	0.057191262	0.011833318	0	0.002970888	0.014804206	0.103586912	0.050521752	0.16891287	1982.213427	0	77.39149014	2059.604917	0.006770119	0	0.04781704	0.054587159	0.00850841
0.162815184	0.104161341	0.172645922	0.439622447	0.149168966	0	0.027883486	0.177052452	0.416645364	0.493274062	1.086971878	18664.65225	0	658.3400042	19322.99225	0.631395788	0	1.022070424	1.653466212	0.802150925
0.003761635	3.04486E-05	5.71248E-05	0.003849208	0.003931719	0	0	0.003931719	0.000121795	0.000163214	0.004216727	6.519728346	0	0	6.519728346	0.000223572	0	0	0.000223572	0.001027186
0	0.000130424	0.000100581	0.000231005	0	0	0	0	0.000521695	0.000287374	0.000809069	0	0	0	0	0	0	0	0	0
9.59761E-06	2.83044E-05	1.94028E-05	5.73048E-05	8.40466E-06	0	2.03361E-06	1.04383E-05	0.000113218	5.54366E-05	0.000179092	2.083841932	0	0.084356487	2.168198419	7.18112E-06	0	4.78405E-05	5.50216E-05	9.03376E-06
0.442759095	0.499343884	0.792665794	1.734768774	0.410353443	0	0.07117536	0.481528804	1.997375536	2.264759413	4.743663753	94189.50139	0	2856.372597	97045.87399	1.128536009	0	3.027315202	4.155851211	2.060874429
0.006432644	0.001709574	0.002639362	0.01078158	0.006723499	0	0	0.006723499	0.006838298	0.007541034	0.02110283	286.9800091	0	0	286.9800091	0.000786956	0	0	0.000786956	0.045213817
0	0.0004531	0.000345056	0.000798156	0	0	0	0	0.001812402	0.000985873	0.002798275	0	0	0	0	0	0	0	0	0
0.000950298	0.002091393	0.001431793	0.004473484	0.000829542	0	0.000203994	0.001033536	0.00836557	0.004090836	0.013489943	156.1883169	0	6.942341408	163.1306583	0.000536918	0	0.003634633	0.004171551	0.000675552
0.038238532	0.043377584	0.592104016	0.673720131	0.037456845	0	0.004131048	0.041587892	0.173510334	1.69172576	1.906823986	17851.40336	74.50392745	234.0166756	18159.92396	0.25361021	0.073887265	0.346117857	0.673615331	0.330163411
0.746456477	0.047473233	0.43200642	1.22593613	0.768007356	0.01220057	0	0.780207927	0.189892932	1.234304058	2.204404916	9385.921419	59.32203362	0	9445.243453	0.153959555	0.002196589	0	0.156156143	1.478755742
0.00443624	0.006204987	0.098814425	0.109455653	0.004382478	0	0.000442337	0.004824815	0.02481995	0.28232693	0.311971695	2810.550246	12.28016047	33.76446168	2856.594868	0.02415493	0.010687847	0.047745457	0.082588235	0.041642114
0.232257597	0.018310497	0.194396443	0.444964537	0.238380419	0.004378835	0	0.242759255	0.073241988	0.555418409	0.871419652	4378.097143	34.53671412	0	4412.633857	0.048389453	0.000803792	0	0.049193246	0.689770988
0.014036998	0.0043917	0.018445126	0.036873824	0.008966993	0	0.005952563	0.014919556	0.0175668	0.052700359	0.085186715	861.1562786	0	81.90786053	943.0641392	0.890145902	0	0.309269561	1.199415463	0.190831135
0.318062312	0.333442385	0.537271399	1.188776096	0.288949164	0	0.056722202	0.345671366	1.333769539	1.535061141	3.214502046	76597.93444	0	2463.053543	79060.98798	1.200074239	0	2.86338233	4.063456569	1.964448731
0.02433684	0.005757318	0.008895031	0.038989189	0.025437244	0	0	0.025437244	0.02302927	0.025414376	0.073880889	1262.705511	0	0	1262.705511	0.002460067	0	0	0.002460067	0.198939768
0	0.00047747	0.000363478	0.000840947	0	0	0	0	0.001909879	0.001038508	0.002948386	0	0	0	0	0	0	0	0	0
0.000930679	0.001592207	0.001082173	0.003605059	0.000804252	0	0.000207947	0.001012199	0.006368827	0.003091923	0.010472948	121.4949082	0	7.137042233	128.6319505	0.000411501	0	0.002953863	0.003365363	0.000520809
0.001668785	0.00290316	0.014931616	0.019503561	0.00180937	0	5.58528E-06	0.001814956	0.01161264	0.042661759	0.056089355	1804.912713	0	0.355811921	1805.268525	0.020989755	0	0.00042912	0.021418875	0.031011321
0.047283397	0.001488606	0.005723386	0.054495389	0.049421342	0	0	0.049421342	0.005954426	0.016352532	0.071728299	389.0842733	0	0	389.0842733	0.001951799	0	0	0.001951799	0.061300386
0.004333037	0.00908267	0.04657567	0.059991377	0.00393283	0	0.000779744	0.004712573	0.036330679	0.133073342	0.174116594	5337.587858	32.57273008	57.05182665	5427.212415	0.070207082	0.014732951	0.059747893	0.144687927	0.099596192
0.299973634	0.038804758	0.200460927	0.539239318	0.298591453	0.014945657	0	0.31353711	0.155219031	0.572745505	1.041501647	14564.68998	692.2457778	0	15256.93576	0.029271785	0.004136726	0	0.033408511	2.294672838
0.000167058	0.000396534	0.002052812	0.002616404	0.000132675	4.90153E-05	0	0.00018169	0.001586134	0.005865178	0.007633003	122.1509655	14.41918444	0	136.5701499	0.081077834	0.049078398	0	0.130156232	0.024901273
0.000728717	0.002293616	0.01185265	0.014874983	0.000690204	0	0.000102342	0.000792546	0.009174466	0.033864715	0.043831726	1362.913412	6.24280813	10.4817067	1379.637927	0.01406337	0.003130703	0.012055482	0.029249555	0.023395614
0.039505042	0.002357751	0.016292557	0.05815535	0.040914057	0.000377227	0	0.041291285	0.009431003	0.046550162	0.09727245	1084.721268	28.49311601	0	1113.214384	0.004013231	0.000463241	0	0.004476472	0.170898277
3.74561E-05	0.000148159	0.000767447	0.000953063	3.77939E-05	2.94306E-06	0	4.07369E-05	0.000592638	0.002192706	0.002826081	46.36847204	1.005403402	0	47.37387544	0.028861904	0.003749286	0	0.03261119	0.009452516
0.000470574	0.000712656	0.005703972	0.006887202	0.000493627	0	1.81654E-05	0.000511792	0.002850625	0.016297063	0.01965948	308.5956089	18.15273546	1.668267018	328.4166114	0.007173693	0.016672842	0.002124498	0.025971034	0.012920654
0.017163339	0.001444192	0.007653181	0.026260711	0.017162666	0.000776723	0	0.017939389	0.005776767	0.02186623	0.045582386	573.4678072	49.01571543	0	622.4835226	0.002086314	0.000183852	0	0.002270166	0.090350087
0.000479126	0.000326591	0.001766889	0.002572606	0.000466439	5.46548E-05	0	0.000521094	0.001306362	0.005048256	0.006875711	175.653424	17.63945158	0	193.2928755	0.475818307	0.063507829	0	0.539326136	0.0358081
0.000234676	0.000639999	0.009117991	0.009992666	0.000250382	0	4.84952E-06	0.000255232	0.002559997	0.026051402	0.02886663	352.6786646	0	0.949557991	353.6282226	0.000821147	0	0.001181815	0.002002962	0.003525346
0.002740067	0.00311602	0.01531241	0.021168497	0.002863961	0	0	0.002863961	0.012464078	0.043749744	0.059077783	513.5774944	0	0	513.5774944	0.001692539	0	0	0.001692539	0.080914343
0	8.11068E-05	0.000201252	0.000282358	0	0	0	0	0.000324427	0.000575004	0.000899432	0	0	0	0	0	0	0	0	0
0.000409649	0.007967151	0.03747263	0.04584943	0.000428171	0	0	0.000428171	0.031868605	0.107064657	0.139361433	2154.096336	0	0	2154.096336	2.148014151	0	0	2.148014151	0.43912663
4.91112E-05	6.23197E-05	0.000434822	0.000546253	4.31037E-05	0	1.03092E-05	5.34129E-05	0.000249279	0.001242348	0.00154504	29.55703953	0	0.281844805	29.83888434	0.00353479	0	3.22543E-07	0.003535113	0.003060521
1.333668396	0.403617817	1.242669814	2.979956026	1.380555385	0.013415577	0	1.393970962	1.614471267	3.550485183	6.558927412	73941.3818	4948.228835	0	78889.61064	0.058758963	0.093204084	0	0.151963047	11.64949482
0.003228014	0.0111914	0.063950573	0.078369987	0.003174737	0.000336023	0	0.00351076	0.044765601	0.182715922	0.230992283	1656.531066	162.6334641	0	1819.16453	2.52090933	0.499848605	0	3.020757935	0.337694694
0.919639559	1.124784111	1.515756726	3.560180395	0.846885334	0	0.153284388	1.000169722	4.499136442	4.330733502	9.830039666	166466.2781	0	4916.560442	171382.8386	1.813789066	0	5.355302431	7.169091497	3.061638823
0.041165955	0.003613194	0.004872696	0.049651845	0.043027297	0	0	0.043027297	0.014452778	0.013921989	0.071402063	445.8746989	0	0	445.8746989	0.003234459	0	0	0.003234459	0.07024774
0	0.049982659	0.038199093	0.088181752	0	0	0	0	0.199930636	0.109140267	0.309070903	0	0	0	0	0	0	0	0	0
0.014254644	0.029660606	0.020316259	0.064231509	0.012335392	0	0.003167834	0.015503226	0.118642424	0.058046456	0.192192105	2216.104262	0	87.06649509	2303.170757	0.007548516	0	0.054414528	0.061963044	0.009473789
0.149955785	0.102646755	0.170189831	0.422792371	0.1376009	0	0.025473389	0.163074289	0.410587021	0.486256659	1.059917969	18147.6185	0	625.5507396	18773.16924	0.565021235	0	0.935316315	1.50033755	0.729711386
0.003338349	2.70819E-05	5.08043E-05	0.003416235	0.003489294	0	0	0.003489294	0.000108328	0.000145155	0.003742777	5.799325779	0	0	5.799325779	0.000198219	0	0	0.000198219	0.000913686
0	0.00015734	0.000121121	0.000278461	0	0	0	0	0.000629358	0.000346061	0.000975419	0	0	0	0	0	0	0	0	0
1.85317E-05	6.40795E-05	4.42551E-05	0.000126866	1.6061E-05	0	4.09384E-06	2.01549E-05	0.000256318	0.000126443	0.000402916	4.436842241	0	0.1855724	4.62241464	1.51827E-05	0	0.000107066	0.000122248	1.89952E-05
0.437541884	0.516940749	0.819766098	1.774248731	0.406000325	0	0.069857961	0.475858286	2.067762998	2.342188851	4.885810135	95283.80927	0	2835.771093	98119.58036	1.052449245	0	2.902264382	3.954713627	1.935910469
0.006437668	0.001819602	0.002824209	0.011081479	0.006728751	0	0	0.006728751	0.00727841	0.008069168	0.022076328	300.6020653	0	0	300.6020653	0.000811048	0	0	0.000811048	0.047359978

PM2.5_TOTEX	PM2.5_PMTW	PM2.5_PMBW	PM2.5_TOTAL	PM10_RUNEX	PM10_IDLEX	PM10_STREX	PM10_TOTEX	PM10_PMTW	PM10_PMBW	PM10_TOTAL	CO2_RUNEX	CO2_IDLEX	CO2_STREX	CO2_TOTEX	CH4_RUNEX	CH4_IDLEX	CH4_STREX	CH4_TOTEX	N2O_RUNEX
0	0.001163996	0.000886611	0.002050607	0	0	0	0	0.004655984	0.002533176	0.007189159	0	0	0	0	0	0	0	0	0
0.00119358	0.003119931	0.002147138	0.006460649	0.001034398	0	0.000263729	0.001298127	0.012479723	0.00613468	0.01991253	223.3389855	0	10.11200983	233.4509953	0.000763466	0	0.005390123	0.006153588	0.000957363
0.036995391	0.043912082	0.599399918	0.680307392	0.036432853	0	0.00380301	0.040235864	0.175648328	1.712571195	1.928455387	17660.43738	73.09471072	231.3403147	17964.8724	0.231846463	0.071878937	0.329423032	0.633148432	0.301747387
0.714799254	0.048137817	0.438054131	1.200991202	0.735033712	0.012085593	0	0.747119305	0.192551266	1.251583231	2.191253803	9457.100881	58.67357717	0	9515.774458	0.147994272	0.002190264	0	0.150184536	1.489970095
0.004251051	0.006216165	0.098992431	0.109459647	0.004222196	0	0.00040121	0.004623405	0.024864661	0.282835517	0.312323583	2766.276421	12.0644819	33.14875463	2811.489657	0.021275492	0.010374565	0.045578333	0.077228391	0.038177764
0.228046755	0.018920247	0.20086996	0.447836962	0.233889926	0.004468091	0	0.238358017	0.07568099	0.573914171	0.887953178	4477.189321	34.94392436	0	4512.133245	0.047607107	0.000820521	0	0.048427628	0.705383001
0.014120102	0.004459504	0.018729903	0.037309509	0.009180602	0	0.005841767	0.015022369	0.017838017	0.053514007	0.086374393	870.9138935	0	80.49856572	951.4124592	0.874191489	0	0.302670881	1.17686237	0.189876075
0.305023321	0.339244372	0.546450643	1.190718337	0.278013616	0	0.05367272	0.331686336	1.356977488	1.561287553	3.249951377	76389.18756	0	2408.208999	78797.39656	1.041700336	0	2.669231394	3.71093173	1.794390202
0.023127566	0.005764333	0.009015395	0.037907294	0.024173292	0	0	0.024173292	0.023057332	0.025758271	0.072988895	1252.40655	0	0	1252.40655	0.002369434	0	0	0.002369434	0.197317162
0	0.00117367	0.000893734	0.002067404	0	0	0	0	0.004694679	0.002553526	0.007248205	0	0	0	0	0	0	0	0	0
0.001019879	0.002013735	0.001376318	0.004409933	0.000876546	0	0.000232666	0.001109212	0.008054941	0.003932338	0.013096491	148.6208041	0	8.79686493	157.417669	0.000502325	0	0.003707204	0.004209529	0.000632969
0.001503947	0.002787387	0.014335208	0.018626542	0.001630746	0	4.9333E-06	0.001635679	0.011149548	0.040957739	0.053742966	1731.712851	0	0.333147949	1732.045999	0.017597887	0	0.000400233	0.01799812	0.02766361
0.045748009	0.001495015	0.005747313	0.052990337	0.047816531	0	0	0.047816531	0.00598006	0.016420895	0.070217486	390.8180413	0	0	390.8180413	0.001929489	0	0	0.001929489	0.061573542
0.004083032	0.009001366	0.046159037	0.059243436	0.003741799	0	0.000698871	0.00444067	0.036005464	0.131882964	0.172329098	5229.840583	31.32962863	54.37556126	5315.545773	0.058064168	0.014504885	0.056485301	0.129054354	0.086727051
0.239723092	0.039314771	0.203088338	0.482126202	0.238236744	0.012325562	0	0.250562306	0.157259085	0.580252396	0.988073787	14726.24472	691.9274813	0	15418.17221	0.024534439	0.003863496	0	0.028397935	2.320125853
0.00018954	0.000432683	0.002240411	0.002862634	0.000150414	5.57281E-05	0	0.000206142	0.001730733	0.006401173	0.008338048	132.6671205	15.90223448	0	148.569355	0.089404307	0.053221328	0	0.142625634	0.02704506
0.000710973	0.002190986	0.011320855	0.014222813	0.000674295	0	9.89525E-05	0.000773248	0.008763942	0.0323453	0.04188249	1290.584607	6.000156189	10.04871796	1306.633481	0.012532784	0.003029837	0.011515811	0.027078432	0.021071411
0.029525181	0.002363577	0.016251648	0.048140407	0.03065047	0.000209709	0	0.030860179	0.009454308	0.046433281	0.086747768	1089.673738	28.25897039	0	1117.932708	0.003041798	0.000434221	0	0.003476019	0.171678541
3.90161E-05	0.000153304	0.000794466	0.000986785	3.93332E-05	3.10032E-06	0	4.24335E-05	0.000613214	0.002269902	0.00292555	47.97118937	1.055733283	0	49.02692266	0.030000538	0.003937286	0	0.033937825	0.009779241
0.00044589	0.000733183	0.005868857	0.00704793	0.000467558	0	1.73878E-05	0.000484946	0.002932734	0.016768162	0.020185841	316.110212	18.33238637	1.674504067	336.1171025	0.006763593	0.016998185	0.002149407	0.025911185	0.012832225
0.015888557	0.001433714	0.007596452	0.024918722	0.015897532	0.000709434	0	0.016606967	0.005734855	0.021704148	0.04404597	566.4897745	48.80455433	0	615.2943288	0.001988618	0.000178282	0	0.0021669	0.089250695
0.0004963	0.000337069	0.001823618	0.002656986	0.000481453	5.83177E-05	0	0.000539771	0.001348274	0.005210338	0.007098383	179.813298	18.40683892	0	198.2201369	0.483550744	0.065557871	0	0.549108615	0.036656117
0.000257477	0.000644838	0.009185964	0.010088279	0.000274431	0	5.59828E-06	0.000280029	0.002579352	0.026245611	0.029104992	354.7719229	0	0.955090363	355.7270132	0.000820016	0	0.001166813	0.001986829	0.003483092
0.0026728	0.003079184	0.015118238	0.020870222	0.002793652	0	0	0.002793652	0.012316738	0.043194966	0.058305356	500.8794801	0	0	500.8794801	0.001562383	0	0	0.001562383	0.078913766
0	8.10509E-05	0.000201018	0.000282069	0	0	0	0	0.000324203	0.000574338	0.000898541	0	0	0	0	0	0	0	0	0
0.000440618	0.008087756	0.03806188	0.046590253	0.00046054	0	0	0.00046054	0.032351022	0.108748228	0.141559791	2154.644329	0	0	2154.644329	2.388459977	0	0	2.388459977	0.439238342
3.7316E-05	5.68669E-05	0.000386983	0.000481166	3.31572E-05	0	7.42739E-06	4.05846E-05	0.000227467	0.001105667	0.001373719	26.26914598	0	0.228520181	26.49766616	0.00277938	0	3.23365E-07	0.002779703	0.002558514
1.301481536	0.411443707	1.247137857	2.9600631	1.347609587	0.012719169	0	1.360328756	1.645774827	3.563251019	6.569354602	74442.25924	4893.694167	0	79335.95341	0.03376051	0.095664123	0	0.129424634	11.72840826
0	0.000168845	0.0002528	0.000421645	0	0	0	0	0.00067538	0.000722285	0.001397665	0	0	0	0	0	0	0	0	0
0.00315069	0.011339615	0.065884946	0.080375251	0.003064697	0.000361966	0	0.003426663	0.045358459	0.188242704	0.237027825	1646.270784	167.8742926	0	1814.145077	2.44875883	0.501762996	0	2.950521826	0.335603069
0.885353581	1.124924472	1.516664669	3.526942722	0.816389135	0	0.146500482	0.962889617	4.499697889	4.333327626	9.795915132	163510.7372	0	4772.945927	168283.6831	1.627698194	0	5.019628509	6.647326702	2.856833499
0.035785995	0.003347436	0.004532734	0.043666165	0.037404079	0	0	0.037404079	0.013389742	0.012950668	0.063744489	410.204057	0	0	410.204057	0.002840117	0	0	0.002840117	0.064627816
0	0.060969619	0.046614675	0.107584294	0	0	0	0	0.243878478	0.133184785	0.377063262	0	0	0	0	0	0	0	0	0
0.014777388	0.0332381	0.022847232	0.070862719	0.012717072	0	0.003354685	0.016071757	0.132952398	0.065277807	0.214301962	2422.846233	0	96.09197798	2518.938211	0.00822566	0	0.060782423	0.069008083	0.010304671
0.137617425	0.100833175	0.167295512	0.405746112	0.126382109	0	0.023280822	0.14966293	0.403332698	0.477987178	1.030982807	17558.67466	0	594.814611	18153.48927	0.501139378	0	0.855204052	1.35634343	0.659770588
0.002941273	2.39388E-05	4.49343E-05	0.003010146	0.003074264	0	0	0.003074264	9.57552E-05	0.000128384	0.003298403	5.123919708	0	0	5.123919708	0.000174676	0	0	0.000174676	0.000807276
0	0.000200659	0.000154169	0.000354828	0	0	0	0	0.000802636	0.000440482	0.001243119	0	0	0	0	0	0	0	0	0
3.05905E-05	0.00011385	7.90185E-05	0.000223459	2.62905E-05	0	6.97942E-06	3.32699E-05	0.000455401	0.000225767	0.000714438	7.581456078	0	0.32273533	7.904191408	2.58092E-05	0	0.000189554	0.000215363	3.21702E-05
0.432628205	0.532301756	0.844182785	1.809112745	0.401615466	0	0.068903224	0.47051869	2.129207023	2.411950813	5.011676525	95779.07436	0	2814.022602	98593.09696	0.980136599	0	2.785932724	3.766069324	1.823886993
0.006084557	0.001913155	0.002984986	0.010982698	0.006359674	0	0	0.006359674	0.00765262	0.008528533	0.022540826	310.4064372	0	0	310.4064372	0.000807696	0	0	0.000807696	0.048904661
0	0.001974948	0.001505272	0.00348022	0	0	0	0	0.007899792	0.004300779	0.01220057	0	0	0	0	0	0	0	0	0
0.001441393	0.004194572	0.002899811	0.008535776	0.001239667	0	0.000327979	0.001567646	0.016778289	0.008285175	0.02663111	290.2836613	0	13.3698853	303.6535466	0.000987242	0	0.007246981	0.008234223	0.001233968
0.035805898	0.044292641	0.604594548	0.684693087	0.035435746	0	0.003506435	0.038942181	0.177170564	1.727412993	1.943525738	17385.28543	71.81242226	228.8791918	17685.97704	0.210475629	0.069896425	0.313946849	0.594318903	0.273569831
0.678125711	0.048534632	0.44166515	1.168325493	0.696793808	0.011993739	0	0.708787546	0.194138528	1.26190043	2.164826504	9461.182186	58.00266903	0	9519.184855	0.140868685	0.002185391	0	0.143054075	1.490613106
0.004071147	0.006205191	0.098817666	0.109094004	0.00406413	0	0.000363614	0.004427744	0.024820764	0.282336189	0.311584696	2708.079251	11.84942483	32.55597078	2752.484647	0.018543964	0.010047198	0.043450395	0.072041557	0.034652696
0.222155126	0.019403104	0.205996292	0.447554523	0.227643958	0.004556037	0	0.232199995	0.077612418	0.588560836	0.898373248	4538.252439	35.28789599	0	4573.540335	0.046437475	0.000836848	0	0.047274322	0.71500352
0.013968966	0.004505636	0.018923658	0.03739826	0.009282876	0	0.005595464	0.014878341	0.018022545	0.054067594	0.08696848	876.550165	0	78.98515707	955.5353221	0.855859242	0	0.295784348	1.151643589	0.188283384
0.292447016	0.343314143	0.553296455	1.189057615	0.267106167	0	0.050924598	0.318030765	1.373256573	1.580847015	3.272134353	75671.50765	0	2353.76017	78025.26782	0.934256983	0	2.487325679	3.421582661	1.640266216
0.02178874	0.005731784	0.009067035	0.036587559	0.02277393	0	0	0.02277393	0.022927137	0.025905814	0.071606881	1231.534573	0	0	1231.534573	0.002261809	0	0	0.002261809	0.194028773
0	0.002122814	0.001617478	0.003740292	0	0	0	0	0.008491257	0.004621365	0.013112622	0	0	0	0	0	0	0	0	0
0.00111161	0.002466355	0.001694489	0.005272455	0.000949137	0	0.000259841	0.001208978	0.009865419	0.004841398	0.015915795	176.3749545	0	10.55465532	186.9296098	0.00059433	0	0.00452788	0.00512221	0.000745698
0.001347463	0.002667293	0.013715183	0.017729939	0.00146114	0	4.34932E-06	0.001465489	0.010669173	0.039186237	0.051320899	1655.660184	0	0.312310067	1655.972494	0.014496803	0	0.000374165	0.014870968	0.024523198
0.043942675	0.001494428	0.0057439	0.051181003	0.045929568	0	0	0.045929568	0.005977711	0.016411142	0.068318421	390.6641059	0	0	390.6641059	0.001892013	0	0	0.001892013	0.061549289
0.003889852	0.008910288	0.045687232	0.058487372	0.003594652	0	0.000635917	0.004230569	0.035641152	0.130534948	0.170406669	5117.480848	30.2834484	52.11751505	5199.881812	0.047794524	0.014321379	0.053635317	0.115751219	0.075392704
0.197970461	0.039824359	0.205694062	0.443488882	0.196572817	0.01034899	0	0.206921807	0.159297436	0.587697321	0.953916564	14851.40755	681.007119	0	15532.41467	0.017319803	0.003584221	0	0.020904024	2.339845308
0	1.04926E-05	2.70935E-05	3.75861E-05	0	0	0	0	4.19704E-05	7.74099E-05	0.00011938	0	0	0	0	0	0	0	0	0
0.000216454	0.000468583	0.002426785	0.003111822	0.000172514	6.28995E-05	0	0.000235414	0.001874332	0.006933671	0.009043417	142.7534307	17.23080371	0	159.9842344	0.098310981	0.056362799	0	0.15467378	0.029101221
0.000687745	0.002087281	0.010783498	0.013558525	0.000653708	0	9.42779E-05	0.000747986	0.008349125	0.030809994	0.039907105	1218.097048	5.762043878	9.634170505	1233.493263	0.011023956	0.00293098	0.011031053	0.024985989	0.018906621
0.028448471	0.002387185	0.016287149	0.047122805	0.029536925	0.000197859	0	0.029734785	0.009548738	0.046534711	0.085818234	1099.620913	27.82320391	0	1127.444117	0.002586104	0.000435477	0	0.003021581	0.173245723
3.77122E-05	0.000140773	0.000730255	0.00090874	3.81669E-05	2.84861E-06	0	4.10155E-05	0.000563093	0.002086443	0.002690551	43.86601122	0.936012194	0	44.80202341	0.02803964	0.003460396	0	0.031500036	0.008942373
0.000424718	0.00074916	0.005997332	0.00717121	0.000445023	0	1.68971E-05	0.00046192	0.002996638	0.017135234	0.020593792	321.6418127	18.5044781	1.681189952	341.8274808	0.006376346	0.017300233	0.002169699	0.025846278	0.012703621
0.014713887	0.001422905	0.007537956	0.023674747	0.014728943	0.000650241	0	0.015379183	0.005691619	0.021537017	0.042607819	559.4634778	48.54663438	0	608.0101122	0.001895006	0.000173933	0	0.002068939	0.088143699
0	4.27041E-07	1.13924E-06	1.56628E-06	0	0	0	0	1.70816E-06	3.25496E-06	4.96312E-06	0	0	0	0	0	0	0	0	0
0.000513359	0.00034745	0.001879836	0.002740645	0.000496341	6.19831E-05	0	0.000558324	0.001389802	0.005370959	0.007319085	183.9126549	19.1741831	0	203.086838	0.49108916	0.06760641	0	0.55869557	0.037491798
0.000276189	0.000649657	0.009253683	0.010179529	0.000294219	0	6.1624E-06	0.000300381	0.002598629	0.026439093	0.029338102	356.4943004	0	0.960781606	357.455082	0.000817214	0	0.001161944	0.001979158	0.003483043
0.002672984	0.003090792	0.015186879	0.020950656	0.002793845	0	0	0.002793845	0.01236317	0.043391083	0.058548098	499.4110463	0	0	499.4110463	0.001513106	0	0	0.001513106	0.078682414
0	8.10323E-05	0.000200899	0.000281931	0	0	0	0	0.000324129	0.000573996	0.000898125	0	0	0	0	0	0	0	0	0
0.000469703	0.00815973	0.038387189	0.047016622	0.000490941	0	0	0.000490941	0.032638921	0.109677683	0.142807545	2149.246693	0	0	2149.246693	2.599849989	0	0	2.599849989	0.438137998
2.69897E-05	5.175E-05	0.000342599	0.000421338	2.43195E-05	0	5.03427E-06	2.93538E-05	0.000207	0.000978853	0.001215207	23.21137432	0	0.181105514	23.39247984	0.002161642	0	2.75439E-07	0.002161918	0.002251334
1.31105019	0.418576597	1.264842032	2.994468819	1.3577666	0.012563461	0	1.370330062	1.674306388	3.613834378	6.658470827	74657.31618	4955.323759	0	79612.63994	0.032976275	0.098576264	0	0.131552539	11.76229057

PM2.5_TOTEX	PM2.5_PMTW	PM2.5_PMBW	PM2.5_TOTAL	PM10_RUNEX	PM10_IDLEX	PM10_STREX	PM10_TOTEX	PM10_PMTW	PM10_PMBW	PM10_TOTAL	CO2_RUNEX	CO2_IDLEX	CO2_STREX	CO2_TOTEX	CH4_RUNEX	CH4_IDLEX	CH4_STREX	CH4_TOTEX	N2O_RUNEX
0	0.001011459	0.001579167	0.002590625	0	0	0	0	0.004045834	0.004511904	0.008557739	0	0	0	0	0	0	0	0	0
0.003110933	0.011731239	0.068612433	0.083454606	0.002990832	0.000392591	0	0.003383424	0.046924957	0.196035524	0.246343905	1675.765321	175.8828869	0	1851.648208	2.38069908	0.511478149	0	2.892177229	0.341615723
0.850516181	1.120234102	1.506024686	3.476774969	0.784501999	0	0.14051195	0.925013949	4.480936409	4.302927674	9.708878032	159617.1502	0	4630.757649	164247.9079	1.461001007	0	4.70930311	6.170304117	2.673761453
0.029534354	0.003072384	0.004163957	0.036770694	0.030869766	0	0	0.030869766	0.012289534	0.01189702	0.055056321	373.2550969	0	0	373.2550969	0.002382081	0	0	0.002382081	0.058806493
0	0.072412096	0.055385908	0.127798004	0	0	0	0	0.289648384	0.158245451	0.447893835	0	0	0	0	0	0	0	0	0
0.015132321	0.036446983	0.025108323	0.076687627	0.012931363	0	0.003526417	0.01645778	0.14578793	0.071738067	0.233983777	2588.9039	0	104.2021175	2693.106017	0.008739517	0	0.06672848	0.075467997	0.010940331
0.125869499	0.098757802	0.163406406	0.388033706	0.115581236	0	0.021310075	0.136891311	0.395031207	0.466875446	0.998797964	16908.4804	0	566.2977294	17474.77813	0.442140946	0	0.782146084	1.22428703	0.594626416
0.002590508	2.11803E-05	3.96646E-05	0.002651353	0.002707639	0	0	0.002707639	8.47211E-05	0.000113327	0.002905688	4.528502971	0	0	4.528502971	0.00015391	0	0	0.00015391	0.000713467
0	0.000260102	0.000199523	0.000459625	0	0	0	0	0.001040406	0.000570067	0.001610473	0	0	0	0	0	0	0	0	0
4.52696E-05	0.000176357	0.000122748	0.000344375	3.85688E-05	0	1.0666E-05	4.92348E-05	0.00070543	0.00035071	0.001105374	11.3637752	0	0.492054436	11.85582964	3.84202E-05	0	0.000294247	0.000332667	4.78055E-05
0.426806458	0.544719686	0.861421255	1.832947399	0.395936936	0	0.06825275	0.464189685	2.178878743	2.461203585	5.104272013	95585.04369	0	2789.632032	98374.67572	0.910576793	0	2.673121875	3.583698668	1.725205647
0.005379456	0.001986858	0.003103813	0.010470127	0.005622691	0	0	0.005622691	0.007947433	0.008868037	0.022438161	315.9369755	0	0	315.9369755	0.000773279	0	0	0.000773279	0.049775999
0	0.002851102	0.00217451	0.005025612	0	0	0	0	0.011404408	0.006212885	0.017617293	0	0	0	0	0	0	0	0	0
0.001651206	0.005153389	0.003571643	0.010376238	0.00140784	0	0.000387997	0.001795837	0.020613557	0.010204694	0.032614088	346.6134802	0	16.30350128	362.9169815	0.001170428	0	0.008968536	0.010138964	0.001460723
0.03452763	0.044277214	0.604383972	0.683188816	0.034323695	0	0.003228252	0.037551947	0.177108856	1.72681135	1.941472154	16986.22622	70.45166899	226.1083823	17282.78628	0.188630392	0.06783389	0.299125592	0.555589874	0.246219892
0.637910326	0.048465766	0.441038466	1.127414558	0.654877305	0.011876496	0	0.666753801	0.193863062	1.260109903	2.120726766	9378.891944	57.19366057	0	9436.085605	0.132703788	0.002174965	0	0.134878753	1.477648245
0	0.000271586	0.001853574	0.00212516	0	0	0	0	0.001086344	0.005295925	0.006382269	0	0	0	0	0	0	0	0	0
0.003902986	0.006147518	0.097899218	0.107949722	0.003913526	0	0.000331327	0.004244853	0.024590071	0.279712052	0.308546976	2632.668111	11.62223545	31.93344608	2676.223792	0.016132138	0.009711822	0.04140227	0.067246229	0.031312942
0.214431934	0.019667526	0.208803568	0.442903027	0.21949938	0.004628214	0	0.224127594	0.078670104	0.596581621	0.89937932	4550.863892	35.48905718	0	4586.352949	0.044772767	0.000849742	0	0.04562251	0.716990459
0	6.66025E-05	0.000530322	0.000596925	0	0	0	0	0.00026641	0.001515206	0.001781616	0	0	0	0	0	0	0	0	0
0.013750119	0.004525387	0.019006609	0.037282115	0.009310367	0	0.005350689	0.014661056	0.018101547	0.054304598	0.087067201	877.1475065	0	77.54309858	954.690605	0.834442056	0	0.289204132	1.123646188	0.185976931
0.279119094	0.345279318	0.555102301	1.179500712	0.255179703	0	0.048377418	0.303557121	1.38111727	1.586006574	3.270680964	74374.90935	0	2295.878224	76670.78757	0.829540521	0	2.311018674	3.140559196	1.493126009
0.020485969	0.005652133	0.009005965	0.035144066	0.021412253	0	0	0.021412253	0.022608532	0.025731328	0.069752113	1199.137776	0	0	1199.137776	0.002144484	0	0	0.002144484	0.188924645
0	0.003106764	0.002369076	0.00547584	0	0	0	0	0.012427054	0.00676879	0.019195844	0	0	0	0	0	0	0	0	0
0.001230398	0.003075716	0.002121893	0.006428007	0.001041913	0	0.000296257	0.00133817	0.012302866	0.006062551	0.019703586	211.865684	0	12.82571899	224.691403	0.000710027	0	0.005627096	0.006337123	0.000888005
0.00122164	0.002547504	0.013095357	0.016864501	0.00132474	0	3.90447E-06	0.001328645	0.010190017	0.037415307	0.048933968	1580.848552	0	0.293749045	1581.142301	0.012159416	0	0.000350435	0.01250985	0.021894577
0.04211022	0.001488034	0.005717601	0.049315854	0.044014257	0	0	0.044014257	0.005952135	0.016336002	0.066302395	388.9309596	0	0	388.9309596	0.00184803	0	0	0.00184803	0.061276231
0.003731022	0.008754401	0.044871871	0.057357293	0.003469616	0	0.000588211	0.004057826	0.035017603	0.128205345	0.167280774	4976.101845	29.30065394	50.03658111	5055.43908	0.039542123	0.014110038	0.050909134	0.104561295	0.065750655
0.176842047	0.040266083	0.207909252	0.425017381	0.176068044	0.008770016	0	0.184838059	0.16106433	0.594026434	0.939928824	14960.29579	687.0363326	0	15647.33212	0.015443775	0.003436607	0	0.018880382	2.357000694
0	0.000156098	0.000402847	0.000558946	0	0	0	0	0.000624393	0.001150993	0.001775386	0	0	0	0	0	0	0	0	0
0.000233011	0.00049041	0.002539481	0.003262902	0.000184755	6.86658E-05	0	0.000253421	0.001961639	0.00725566	0.009470719	148.6200206	18.41299092	0	167.0330115	0.10348758	0.059450909	0	0.162938489	0.030297163
0.00066616	0.001975308	0.010211166	0.012852635	0.000633909	0	9.06009E-05	0.00072451	0.007901233	0.02917476	0.037800503	1142.871321	5.526332667	9.224805163	1157.622458	0.009628953	0.002826676	0.01052452	0.022980149	0.016869141
0.028417908	0.002396069	0.016357253	0.047171231	0.029511924	0.000190916	0	0.02970284	0.009584277	0.046735009	0.086022126	1099.178266	28.24725332	0	1127.425519	0.002599828	0.000444434	0	0.003044262	0.173175983
0	7.24863E-06	1.8692E-05	2.59406E-05	0	0	0	0	2.89945E-05	5.34057E-05	8.24002E-05	0	0	0	0	0	0	0	0	0
4.03904E-05	0.000143252	0.000744056	0.000927698	4.09152E-05	3.01308E-06	0	4.39282E-05	0.000573007	0.002125874	0.002742809	44.5078414	0.963965137	0	45.47180654	0.028965756	0.003527191	0	0.032492947	0.009073215
0.000419087	0.000761917	0.006099967	0.00728097	0.000438754	0	1.70405E-05	0.000455795	0.003047666	0.017428477	0.020931939	325.8869821	18.68162741	1.684177979	346.2527874	0.005992798	0.017581578	0.002184684	0.02575906	0.01245316
0.013639658	0.001409358	0.00746498	0.022513995	0.013659967	0.000596415	0	0.014256382	0.00563743	0.021328513	0.041222326	551.5070925	48.18730797	0	599.6944005	0.001805571	0.000170242	0	0.001975813	0.086890167
0	5.98866E-06	1.80202E-05	2.40089E-05	0	0	0	0	2.39547E-05	5.14864E-05	7.54411E-05	0	0	0	0	0	0	0	0	0
0.000529236	0.000356985	0.001931482	0.002817703	0.000510035	6.55576E-05	0	0.000575593	0.001427939	0.005518519	0.007522051	187.6297831	19.92241846	0	207.5522016	0.497743679	0.069603779	0	0.567347458	0.038249559
0.000316912	0.000653781	0.009312471	0.010283164	0.000337773	0	6.89818E-06	0.000344671	0.002615124	0.02660706	0.029566855	354.6929251	0	0.963002395	355.6559275	0.000806537	0	0.001116714	0.001923251	0.003304212
0.002546323	0.003016476	0.014837367	0.020400167	0.002661457	0	0	0.002661457	0.012065905	0.042392478	0.05711984	472.6904184	0	0	472.6904184	0.001205843	0	0	0.001205843	0.074472568
0	0.000219517	0.000515578	0.000735094	0	0	0	0	0.000878067	0.00147308	0.002351146	0	0	0	0	0	0	0	0	0
0.000463856	0.008181229	0.038509056	0.04715414	0.000484829	0	0	0.000484829	0.032724914	0.110025874	0.143235618	2132.110643	0	0	2132.110643	2.77374101	0	0	2.77374101	0.434644702
2.15271E-05	4.81397E-05	0.000312183	0.00038185	1.96613E-05	0	3.75141E-06	2.34127E-05	0.000192559	0.000891951	0.001107922	21.0604048	0	0.153339296	21.21374409	0.0016836	0	2.73081E-07	0.001683873	0.001934969
1.313309611	0.425360537	1.285224683	3.023894831	1.360282694	0.01240895	0	1.372691644	1.701442146	3.672070523	6.746204313	74649.07215	4989.48665	0	79638.5588	0.032354127	0.101052947	0	0.133407073	11.76099172
0	0.002324035	0.00369964	0.006023675	0	0	0	0	0.009296142	0.010570399	0.019866541	0	0	0	0	0	0	0	0	0
0.003078765	0.012096967	0.071169837	0.08634557	0.002925462	0.000422977	0	0.003348438	0.048387869	0.203342392	0.255078699	1706.422814	183.2992353	0	1889.72205	2.314851553	0.519257774	0	2.834109327	0.347865454
0.818789107	1.110717628	1.492202069	3.421708804	0.754838473	0	0.135669388	0.890507861	4.442870513	4.263434482	9.596812856	154977.9108	0	4491.923917	159469.8347	1.317940877	0	4.414763667	5.732704544	2.511239207
0.024901047	0.002792987	0.003794244	0.031488278	0.026026962	0	0	0.026026962	0.011171948	0.010840697	0.048039607	336.190611	0	0	336.190611	0.00204409	0	0	0.00204409	0.052966968
0	0.084020352	0.064291275	0.148311626	0	0	0	0	0.336081406	0.183689356	0.519770763	0	0	0	0	0	0	0	0	0
0.015363319	0.039273708	0.027139571	0.081776598	0.013026404	0	0.003682607	0.016709011	0.157094832	0.077541632	0.251345475	2721.071049	0	111.4724553	2832.543504	0.009145464	0	0.072282749	0.081428213	0.011413614
0.115478814	0.096358588	0.159348206	0.371185608	0.105968217	0	0.01962553	0.125593747	0.385434352	0.455280588	0.966308688	16205.91683	0	539.5177783	16745.43461	0.389447153	0	0.714837025	1.104284178	0.534729012
0.002271075	1.86463E-05	3.48991E-05	0.00232462	0.002373763	0	0	0.002373763	7.45851E-05	9.97117E-05	0.002548059	3.984422318	0	0	3.984422318	0.000134874	0	0	0.000134874	0.000627747
0	0.000340071	0.000260566	0.000600637	0	0	0	0	0.001360285	0.000744475	0.00210476	0	0	0	0	0	0	0	0	0
6.26664E-05	0.000252165	0.000176114	0.000490946	5.29085E-05	0	1.5247E-05	6.81554E-05	0.00100866	0.000503183	0.001579999	15.77097405	0	0.695256322	16.46623037	5.30494E-05	0	0.000423356	0.000476405	6.57449E-05
0.421193632	0.553968384	0.876118609	1.851280626	0.390252805	0	0.067833701	0.458086505	2.215873537	2.503196026	5.177156068	94786.07812	0	2763.379705	97549.45782	0.847394781	0	2.564429152	3.411823933	1.637539587
0.005102	0.002042366	0.003200971	0.010345337	0.005332689	0	0	0.005332689	0.008169466	0.009145631	0.022647787	318.026726	0	0	318.026726	0.000769213	0	0	0.000769213	0.05010524
0	0.003802299	0.002901795	0.006704094	0	0	0	0	0.015209194	0.008290844	0.023500038	0	0	0	0	0	0	0	0	0
0.001855967	0.006112152	0.004250025	0.012218144	0.001567753	0	0.000450781	0.002018533	0.024448607	0.012142928	0.038610069	400.3858361	0	19.25920075	419.6450368	0.001344715	0	0.010755019	0.012099734	0.001671663
0.033082218	0.043942355	0.599813144	0.676837717	0.033026038	0	0.002953892	0.03597993	0.17576942	1.713751841	1.925501191	16512.5658	69.05066698	223.074766	16804.69123	0.164531895	0.065728881	0.285158092	0.515418869	0.219283403
0.59562801	0.048037322	0.437139635	1.080804967	0.610800607	0.011759059	0	0.622559666	0.19214929	1.248970384	2.06367934	9236.445585	56.32389433	0	9292.769479	0.124032491	0.002161501	0	0.126193992	1.455205763
0	0.000697227	0.004758578	0.005455805	0	0	0	0	0.00278891	0.013595936	0.016384846	0	0	0	0	0	0	0	0	0
0.003741285	0.006047327	0.096303683	0.106092295	0.003765332	0	0.000303656	0.004068989	0.024189308	0.275153381	0.303411678	2545.185137	11.38034473	31.27184609	2587.837328	0.014138575	0.009363047	0.039354766	0.062856388	0.028097167
0.205722166	0.01976383	0.209825998	0.435311994	0.210331607	0.004692402	0	0.21502401	0.079055321	0.59950285	0.893582181	4529.550671	35.60767998	0	4565.158351	0.042883881	0.000860485	0	0.043744366	0.713632553
0	0.00017021	0.001355295	0.001525505	0	0	0	0	0.000680839	0.003872271	0.00455311	0	0	0	0	0	0	0	0	0
0.013804058	0.004520799	0.018987341	0.037312199	0.009389529	0	0.005338671	0.0147282	0.018083196	0.054249547	0.087060943	873.7689099	0	76.18970918	949.9586191	0.811950575	0	0.283029316	1.094979891	0.182971548
0.268494217	0.345421743	0.555317293	1.169233253	0.245447367	0	0.046562599	0.292009966	1.381686973	1.586620837	3.260317776	72663.48546	0	2239.024406	74902.50987	0.740716491	0	2.14624495	2.886961441	1.361038376
0.018829306	0.005532528	0.008882919	0.033244753	0.019680684	0	0	0.019680684	0.022130114	0.025379768	0.067190566	1157.313766	0	0	1157.313766	0.002008054	0	0	0.002008054	0.182335255
0	0.004116513	0.003141518	0.00725803	0	0	0	0	0.01646605	0.008975765	0.025441815	0	0	0	0	0	0	0	0	0
0.00135295	0.003712659	0.002572522	0.007638131	0.001135242	0	0.000336215	0.001471457	0.014850635	0.007350064	0.023672156	247.366981	0	15.20720207	262.574183	0.000825262	0	0.006813602	0.007638864	0.001027053

PM2.5_TOTEX	PM2.5_PMTW	PM2.5_PMBW	PM2.5_TOTAL	PM10_RUNEX	PM10_IDLEX	PM10_STREX	PM10_TOTEX	PM10_PMTW	PM10_PMBW	PM10_TOTAL	CO2_RUNEX	CO2_IDLEX	CO2_STREX	CO2_TOTEX	CH4_RUNEX	CH4_IDLEX	CH4_STREX	CH4_TOTEX	N2O_RUNEX
0.001120672	0.002433308	0.012507117	0.016061097	0.001215264	0	3.56954E-06	0.001218833	0.009733234	0.03573462	0.046686687	1509.165571	0	0.277761642	1509.443333	0.010443478	0	0.000329219	0.010772697	0.019665911
0.040022682	0.001473935	0.005662635	0.047159252	0.04183233	0	0	0.04183233	0.005895739	0.016178958	0.063907028	385.2881087	0	0	385.2881087	0.001794355	0	0	0.001794355	0.060702298
0.003601046	0.008562913	0.043892553	0.056056512	0.003365476	0	0.00055099	0.003916466	0.034251653	0.125407295	0.163575414	4815.787815	28.39855016	48.16080675	4892.347172	0.032839452	0.013896464	0.048492581	0.095228497	0.057328042
0.156272026	0.040583684	0.209541617	0.406397327	0.155960573	0.00737738	0	0.163337953	0.162334737	0.598690335	0.924363026	14993.93254	694.6094576	0	15688.542	0.013618591	0.00332233	0	0.016940921	2.362300178
0	0.000450686	0.001162825	0.001613511	0	0	0	0	0.001802745	0.003322356	0.005125101	0	0	0	0	0	0	0	0	0
0.00025053	0.000511171	0.002647286	0.003408987	0.00019761	7.48649E-05	0	0.000272474	0.002044685	0.007563673	0.009880832	154.2184827	19.6633857	0	173.8818684	0.108707626	0.062684298	0	0.171391924	0.031438447
0.000642814	0.001861379	0.009620882	0.012125075	0.000611813	0	8.73051E-05	0.000699118	0.007445517	0.027488234	0.035632869	1066.55548	5.297397352	8.83241849	1080.685296	0.008401255	0.002722761	0.01004309	0.021167106	0.015003904
0.027556601	0.002405689	0.016433314	0.046395604	0.028618376	0.000184212	0	0.028802588	0.009622756	0.046952327	0.08537767	1092.699393	29.05760096	0	1121.756994	0.00253098	0.000463542	0	0.002994522	0.172155234
0	1.74371E-05	4.49646E-05	6.24016E-05	0	0	0	0	6.97483E-05	0.00012847	0.000198219	0	0	0	0	0	0	0	0	0
4.48416E-05	0.00014726	0.000764738	0.00095684	4.54566E-05	3.31272E-06	0	4.87693E-05	0.000589041	0.002184966	0.002822777	45.10853228	1.009094508	0	46.11762679	0.030214854	0.003632937	0	0.03384779	0.009195669
0.000408001	0.000768767	0.006155571	0.007332339	0.000426628	0	1.71112E-05	0.000443739	0.003075066	0.017587344	0.02110615	327.5916077	18.81980097	1.683280221	348.0946889	0.005537743	0.017819306	0.002188077	0.025545126	0.011985798
0.012650144	0.001394469	0.007384892	0.021429505	0.012675744	0.000546383	0	0.013222127	0.005577876	0.021099693	0.039899696	543.1054928	47.73781384	0	590.8433066	0.001717945	0.000167085	0	0.00188503	0.085566492
0	1.36265E-05	4.08025E-05	5.4429E-05	0	0	0	0	5.4506E-05	0.000116579	0.000171085	0	0	0	0	0	0	0	0	0
0.000544485	0.000366059	0.001980644	0.002891188	0.000523078	6.9099E-05	0	0.000592177	0.001464237	0.005658984	0.007715397	191.1301324	20.66377102	0	211.7939035	0.503875176	0.071582844	0	0.57545802	0.038963128
0.000338739	0.000657254	0.00936291	0.010358903	0.000361106	0	7.30343E-06	0.000368409	0.002629018	0.026751171	0.029748598	353.3198623	0	0.965425866	354.2852882	0.000792265	0	0.001100763	0.001893028	0.00330258
0.002538938	0.003000585	0.014786499	0.020326022	0.002653737	0	0	0.002653737	0.012002342	0.04224714	0.056903218	471.1032892	0	0	471.1032892	0.001200522	0	0	0.001200522	0.074222515
0	0.000317075	0.000749713	0.001066788	0	0	0	0	0.001268302	0.002142037	0.003410338	0	0	0	0	0	0	0	0	0
0.000472131	0.008186579	0.038500634	0.047159344	0.000493479	0	0	0.000493479	0.032746315	0.110001811	0.143241605	2110.71771	0	0	2110.71771	2.886390657	0	0	2.886390657	0.430283613
1.56418E-05	4.47386E-05	0.000285289	0.00034567	1.46633E-05	0	2.34853E-06	1.70118E-05	0.000178954	0.000815113	0.001011079	18.99201317	0	0.122817626	19.1148308	0.001243582	0	2.70501E-07	0.001243853	0.001541438
1.325532357	0.431887071	1.311603281	3.069022709	1.373230984	0.012236065	0	1.385467048	1.727548286	3.747437946	6.86045328	74562.39543	5007.230028	0	79569.62546	0.031841626	0.103239055	0	0.135080681	11.74733576
0	0.004094299	0.006720648	0.010814947	0	0	0	0	0.016377194	0.019201852	0.035579046	0	0	0	0	0	0	0	0	0
0.003048753	0.012427474	0.07354855	0.089024777	0.002864546	0.000451251	0	0.003315798	0.049709895	0.210138715	0.263164407	1732.772067	189.6641891	0	1922.436256	2.239845569	0.523555476	0	2.763401045	0.353236921
0.784869051	1.102768669	1.478120972	3.365758693	0.722414412	0	0.131202293	0.853616705	4.411074677	4.223202778	9.487894161	150638.0752	0	4367.679946	155005.7552	1.198625196	0	4.151945572	5.350570768	2.377975608
0.01991951	0.002521263	0.003423733	0.025864506	0.020820182	0	0	0.020820182	0.010085052	0.009782094	0.040687328	299.925054	0	0	299.925054	0.00168779	0	0	0.00168779	0.047253314
0	0.09083443	0.069542901	0.160377331	0	0	0	0	0.363337719	0.198694003	0.562031722	0	0	0	0	0	0	0	0	0
0.01524051	0.041238402	0.028555842	0.085034755	0.012807487	0	0.003767958	0.016575445	0.16495361	0.08158812	0.263117175	2798.270552	0	117.2620457	2915.532597	0.009354935	0	0.076807521	0.086162456	0.01164171
0.106129427	0.09404228	0.1551356	0.355307307	0.097273705	0	0.01815173	0.115425435	0.376169121	0.443244571	0.934839127	15531.96157	0	514.7663405	16046.72791	0.343014568	0	0.6539652	0.996979768	0.481966501
0.001856565	1.54724E-05	2.88332E-05	0.001900871	0.001940511	0	0	0.001940511	6.18897E-05	8.23805E-05	0.002084781	3.291923837	0	0	3.291923837	0.000110469	0	0	0.000110469	0.000518644
0	0.000424842	0.000325289	0.000750131	0	0	0	0	0.001699368	0.000929397	0.002628765	0	0	0	0	0	0	0	0	0
7.76498E-05	0.000329049	0.000230209	0.000636908	6.50196E-05	0	1.94316E-05	8.44513E-05	0.001316194	0.000657741	0.002058387	20.2076768	0	0.907970791	21.11564759	6.76399E-05	0	0.000559478	0.000627118	8.35898E-05
0.411878979	0.562018441	0.887729785	1.861627206	0.380922311	0	0.067033659	0.44795597	2.248073766	2.536370815	5.23240055	93878.6247	0	2740.630104	96619.2548	0.791892015	0	2.467619911	3.259511925	1.563345291
0.005007449	0.002086312	0.003272784	0.010366545	0.005233864	0	0	0.005233864	0.008345247	0.009350811	0.022929922	318.3891576	0	0	318.3891576	0.000771108	0	0	0.000771108	0.050162341
0	0.004686064	0.003578785	0.008264848	0	0	0	0	0.018744255	0.010225099	0.028969353	0	0	0	0	0	0	0	0	0
0.001999014	0.006954075	0.004845072	0.013798161	0.001673073	0	0.000501037	0.00217411	0.0278163	0.013843064	0.043833474	446.7560382	0	22.00969476	468.7657329	0.001492157	0	0.012426388	0.013918545	0.001849077
0.031965784	0.04359961	0.595134676	0.670700071	0.032030596	0	0.002735111	0.034765707	0.17439844	1.70038479	1.909548936	16080.60121	67.78633478	220.2515161	16368.63906	0.145762522	0.063749271	0.272261689	0.481773482	0.196111238
0.555831032	0.047512185	0.432360881	1.035704098	0.56933545	0.011627794	0	0.580963245	0.190048739	1.235316804	2.006328787	9090.356496	55.34332437	0	9145.69982	0.115762835	0.002143154	0	0.117905989	1.432189368
0	0.001273875	0.008694195	0.00996807	0	0	0	0	0.005095499	0.024840557	0.029936056	0	0	0	0	0	0	0	0	0
0.003583068	0.005947373	0.094711912	0.104242353	0.003620568	0	0.000276345	0.003896913	0.023789491	0.270605464	0.298291868	2463.037444	11.13820922	30.60697439	2504.782628	0.012010366	0.009024204	0.037412279	0.058446848	0.025049679
0.197216474	0.019803284	0.21024487	0.427264629	0.201389868	0.00474386	0	0.206133728	0.079213138	0.600699629	0.886046495	4503.230477	35.63004421	0	4538.860521	0.041041709	0.000868729	0	0.041910439	0.709485796
0	0.000310787	0.002474638	0.002785424	0	0	0	0	0.001243146	0.007070394	0.00831354	0	0	0	0	0	0	0	0	0
0.013843379	0.004518796	0.018978928	0.037341103	0.009456105	0	0.005323095	0.0147792	0.018075183	0.054225509	0.087079893	870.9426179	0	74.89659462	945.8392125	0.791376477	0	0.277132709	1.068509186	0.180319817
0.257909191	0.345334468	0.554358451	1.15760211	0.235522344	0	0.044976859	0.280499203	1.381337871	1.583881289	3.245718363	70968.40665	0	2187.485098	73155.89174	0.666564375	0	2.000193536	2.666757911	1.248927804
0.017262665	0.005397148	0.008705572	0.031365386	0.018043206	0	0	0.018043206	0.021588592	0.024873064	0.064504863	1112.453028	0	0	1112.453028	0.00187161	0	0	0.00187161	0.175267428
0	0.005042165	0.003851185	0.00889335	0	0	0	0	0.020168659	0.011003385	0.031172045	0	0	0	0	0	0	0	0	0
0.001429875	0.004257969	0.002958352	0.008646196	0.00118876	0	0.000366359	0.00155512	0.017031874	0.008452435	0.027039429	276.9496178	0	17.3453012	294.294919	0.000919354	0	0.007891286	0.00881064	0.001139843
0.001032788	0.002333398	0.011993194	0.01535938	0.001119981	0	3.26969E-06	0.001123251	0.009333591	0.03426627	0.044723112	1446.517606	0	0.263053443	1446.780659	0.008907566	0	0.00031006	0.009217627	0.017699855
0.037952591	0.001460643	0.005611064	0.045024298	0.039668639	0	0	0.039668639	0.005842571	0.016031612	0.061542823	381.886744	0	0	381.886744	0.001742033	0	0	0.001742033	0.060166412
0.003509459	0.008381673	0.042969641	0.054860773	0.00329276	0	0.000524098	0.003816857	0.033526691	0.122770402	0.160113951	4666.19186	27.55790727	46.42255888	4740.172326	0.027679426	0.013683461	0.046286493	0.08764938	0.050344291
0.13851457	0.040844272	0.210893351	0.390252193	0.138617796	0.006159788	0	0.144777584	0.163377088	0.602552431	0.910707103	15004.61168	700.424267	0	15705.03595	0.011990839	0.003223318	0	0.015214157	2.363982681
0	0.000820124	0.002115931	0.002936055	0	0	0	0	0.003280495	0.006045518	0.009326013	0	0	0	0	0	0	0	0	0
0.000267843	0.000530959	0.002750382	0.003549183	0.000210337	8.09657E-05	0	0.000291303	0.002123836	0.007858234	0.010273373	159.6005325	20.87482221	0	180.4753547	0.113793396	0.065733863	0	0.179527259	0.032535613
0.000621994	0.001760192	0.009096539	0.011478725	0.000592089	0	8.43866E-05	0.000676475	0.007040768	0.025990111	0.033707355	998.6248178	5.084963076	8.461861193	1012.171642	0.00728822	0.002626098	0.009614621	0.019528939	0.01329088
0.026659764	0.002416051	0.016566405	0.045642221	0.027688835	0.000176366	0	0.027865201	0.009664204	0.047332586	0.084861991	1086.258746	29.78157893	0	1116.040325	0.002448138	0.00048055	0	0.002928688	0.171140508
0	2.87352E-05	7.40984E-05	0.000102834	0	0	0	0	0.000114941	0.00021171	0.000326651	0	0	0	0	0	0	0	0	0
4.91349E-05	0.000151051	0.000784267	0.000984454	4.98451E-05	3.59365E-06	0	5.34387E-05	0.000604205	0.002240764	0.002898408	45.64694192	1.049912498	0	46.69685442	0.031398561	0.003725365	0	0.035123926	0.009305428
0.000397545	0.000775139	0.006207385	0.007380069	0.000415185	0	1.71817E-05	0.000432367	0.003100557	0.017735385	0.021268308	329.1096459	18.94402356	1.681560548	349.73523	0.005087306	0.018041325	0.002199142	0.025327774	0.011551384
0.011768826	0.001378443	0.007298771	0.020446041	0.011802513	0.000498447	0	0.012300961	0.005513772	0.020853632	0.038668364	534.3531373	47.17942631	0	581.5325636	0.001629045	0.000164243	0	0.001793288	0.084187554
0	2.30689E-05	6.88608E-05	9.19297E-05	0	0	0	0	9.22757E-05	0.000196745	0.000289021	0	0	0	0	0	0	0	0	0
0.000559301	0.000374816	0.002028095	0.002962213	0.000535674	7.2617E-05	0	0.000608291	0.001499265	0.005794558	0.007902114	194.4774248	21.40024994	0	215.8776747	0.509623796	0.073549005	0	0.5831728	0.039645495
0.00035019	0.000661999	0.009429655	0.010441844	0.000373305	0	7.55915E-06	0.000380864	0.002647996	0.026941871	0.029970731	353.9683963	0	0.970274562	354.9386708	0.000785274	0	0.001088683	0.001873957	0.003250218
0.002518974	0.002971088	0.014625074	0.020115136	0.002632871	0	0	0.002632871	0.011884353	0.041785925	0.05630315	465.4938392	0	0	465.4938392	0.001189176	0	0	0.001189176	0.073338744
0	0.000367758	0.000861035	0.001228794	0	0	0	0	0.001471033	0.002460101	0.003931134	0	0	0	0	0	0	0	0	0
0.000481606	0.008248744	0.038831633	0.047561982	0.000503382	0	0	0.000503382	0.032994974	0.110947523	0.144445879	2107.082644	0	0	2107.082644	2.973577021	0	0	2.973577021	0.429542581
1.35769E-05	4.27286E-05	0.00026928	0.000325585	1.29518E-05	0	1.81427E-06	1.47661E-05	0.000170915	0.000769371	0.000955052	17.74240058	0	0.108326545	17.85072712	0.001046789	0	2.52995E-07	0.001047042	0.00139125
1.340640375	0.437892912	1.338146283	3.11667957	1.389164232	0.012093952	0	1.401258184	1.75157165	3.823275095	6.976104928	74279.70819	5012.573617	0	79292.28181	0.031397497	0.105192403	0	0.1365899	11.70279827
0	0.006617923	0.011067767	0.01768569	0	0	0	0	0.026471693	0.031622191	0.058093884	0	0	0	0	0	0	0	0	0
0.003015322	0.012701148	0.07547493	0.0911914	0.0028016	0.000477837	0	0.003279437	0.050804593	0.215642657	0.269726688	1747.150646	195.0124616	0	1942.163108	2.14957648	0.525309472	0	2.674885953	0.356168089
0.748426314	1.097811886	1.469654425	3.315892624	0.687970161	0	0.126011742	0.813981903	4.391247544	4.199012642	9.404242089	147062.2513	0	4254.026488	151316.2777	1.103581163	0	3.916932775	5.020513938	2.273475966
0.015258518	0.002266035	0.003083353	0.020607906	0.015948441	0	0	0.015948441	0.009064141	0.008809579	0.033822161	266.3242191	0	0	266.3242191	0.001360352	0	0	0.001360352	0.041959489
0	0.097405545	0.074610643	0.172016188	0	0	0	0	0.389622182	0.213173265	0.602795447	0	0	0	0	0	0	0	0	0

PM2.5_TOTEX	PM2.5_PMTW	PM2.5_PMBW	PM2.5_TOTAL	PM10_RUNEX	PM10_IDLEX	PM10_STREX	PM10_TOTEX	PM10_PMTW	PM10_PMBW	PM10_TOTAL	CO2_RUNEX	CO2_IDLEX	CO2_STREX	CO2_TOTEX	CH4_RUNEX	CH4_IDLEX	CH4_STREX	CH4_TOTEX	N2O_RUNEX
0.014943787	0.043032117	0.029859203	0.087835107	0.012460804	0	0.003791928	0.016252732	0.172128468	0.085312008	0.273693208	2869.520101	0	122.4309351	2991.951036	0.009562141	0	0.080923951	0.090486092	0.011856985
0.09752004	0.092060813	0.151761162	0.341342015	0.089315808	0	0.016746133	0.106061942	0.368243251	0.43360332	0.907908512	14944.4594	0	492.0209983	15436.4804	0.303276742	0	0.599160066	0.902436808	0.435802619
0.000802751	7.634E-06	1.40683E-05	0.000824453	0.000839048	0	0	0.000839048	3.0536E-05	4.01953E-05	0.000909779	1.568068314	0	0	1.568068314	4.89902E-05	0	0	4.89902E-05	0.00024705
0	0.000527929	0.000404053	0.000931982	0	0	0	0	0.002111714	0.001154439	0.003266153	0	0	0	0	0	0	0	0	0
9.10517E-05	0.000416994	0.000292116	0.000800162	7.57754E-05	0	2.32516E-05	9.9027E-05	0.001667978	0.000834616	0.002601621	25.3073722	0	1.15216989	26.45954209	8.45028E-05	0	0.000715805	0.000800308	0.000104131
0.399821893	0.570510765	0.901622492	1.87195515	0.369229439	0	0.06561335	0.434842789	2.28204306	2.576064263	5.292950112	93278.5516	0	2721.177138	95999.72874	0.748263292	0	2.381884493	3.130147785	1.504276985
0.004789175	0.002126811	0.003344529	0.010260514	0.00500572	0	0	0.00500572	0.008507243	0.009555796	0.02306876	318.7652754	0	0	318.7652754	0.000768929	0	0	0.000768929	0.050221599
0	0.005627449	0.004300387	0.009927837	0	0	0	0	0.022509798	0.01228682	0.034796618	0	0	0	0	0	0	0	0	0
0.002105589	0.007830025	0.005464831	0.015400446	0.001749037	0	0.000540983	0.00229002	0.031320101	0.015613804	0.049223925	495.6651616	0	24.86900196	520.5341636	0.0016501	0	0.014164431	0.015814531	0.00203764
0.030968396	0.04312992	0.588723403	0.662821719	0.031137514	0	0.002543443	0.033680956	0.172519679	1.682066867	1.888267502	15632.95297	66.52153427	217.2596191	15916.73412	0.128683745	0.061795116	0.260191853	0.450670715	0.175800043
0.515714695	0.046842862	0.426270046	0.988827603	0.527558113	0.011474912	0	0.539033025	0.187371449	1.217914417	1.944318891	8903.920845	54.29573012	0	8958.216575	0.107272082	0.002121107	0	0.109393189	1.402816355
0	0.002115142	0.014435844	0.016550986	0	0	0	0	0.008460568	0.041245268	0.049705836	0	0	0	0	0	0	0	0	0
0.003438946	0.005832099	0.092876184	0.102147229	0.003488304	0	0.000251864	0.003740168	0.023328398	0.265360525	0.29242909	2378.094316	10.88191273	29.90726389	2418.883492	0.010222221	0.008681797	0.035482681	0.054386699	0.022287097
0.18798838	0.019762516	0.209812046	0.417562942	0.191705541	0.004782839	0	0.19648838	0.079050064	0.599462989	0.875001433	4453.302753	35.5770008	0	4488.879754	0.038985753	0.000874747	0	0.0398605	0.701619662
0	0.000516438	0.004112138	0.004628576	0	0	0	0	0.002065752	0.011748967	0.013814719	0	0	0	0	0	0	0	0	0
0.013865007	0.004515959	0.018967015	0.037347981	0.009527878	0	0.005283581	0.01481146	0.018063837	0.05419147	0.087066767	868.8632909	0	73.55047683	942.4137677	0.774175504	0	0.270861058	1.045036562	0.177927343
0.246882407	0.345955625	0.55525143	1.148089462	0.225258144	0	0.043248999	0.268507143	1.383822499	1.586432656	3.238762299	69586.1854	0	2140.933545	71727.11895	0.606700938	0	1.872136792	2.47883773	1.155991452
0.015078098	0.005267409	0.008540335	0.028885842	0.015759863	0	0	0.015759863	0.021069636	0.024400959	0.061230457	1070.40173	0	0	1070.40173	0.00170837	0	0	0.00170837	0.168642228
0	0.005971227	0.004564328	0.010535555	0	0	0	0	0.023884909	0.013040937	0.036925846	0	0	0	0	0	0	0	0	0
0.001482542	0.004809479	0.003349124	0.009641144	0.001223142	0	0.000389258	0.0016124	0.019237915	0.009568925	0.030419239	307.2758603	0	19.52152951	326.7973898	0.001017143	0	0.00898847	0.010005613	0.001256057
0.000957367	0.002244992	0.011535967	0.014738326	0.001038215	0	3.00879E-06	0.001041224	0.008979966	0.032959905	0.042981095	1391.549223	0	0.249880978	1391.799104	0.007588796	0	0.000293191	0.007881986	0.015993379
0.035942563	0.001446724	0.005556021	0.042945308	0.037567726	0	0	0.037567726	0.005786896	0.015874347	0.059228969	378.2131878	0	0	378.2131878	0.001686136	0	0	0.001686136	0.059587642
0.003423139	0.008184358	0.041949554	0.053557052	0.003222368	0	0.000500608	0.003722976	0.032737433	0.11985587	0.156316279	4513.044784	26.72012014	44.73415431	4584.499059	0.023459603	0.013446234	0.044183862	0.0810897	0.04452599
0.123534957	0.040969656	0.211493503	0.375998116	0.123970235	0.005150424	0	0.12912066	0.163878624	0.604267151	0.897266435	14970.87308	704.0604257	0	15674.9335	0.010583565	0.00314239	0	0.013725954	2.35866715
0	0.001368418	0.003529607	0.004898026	0	0	0	0	0.005473672	0.010084593	0.015558265	0	0	0	0	0	0	0	0	0
0.000282587	0.000547332	0.002834728	0.003664648	0.000220807	8.65322E-05	0	0.00030734	0.00218933	0.008099223	0.010595893	163.7853511	21.9661613	0	185.7515124	0.117813284	0.068452193	0	0.186265477	0.033388715
0.000599585	0.00166275	0.008594274	0.010856609	0.000571053	0	8.10505E-05	0.000652103	0.006650999	0.024555069	0.031858171	933.6240045	4.871624653	8.097241467	946.5928706	0.006274959	0.002527568	0.009185776	0.017988303	0.011784602
0.025748509	0.002426903	0.016735183	0.044910595	0.026743058	0.000169684	0	0.026912743	0.009707612	0.047814807	0.084435163	1078.465322	30.46000798	0	1108.92533	0.002372371	0.000496927	0	0.002869298	0.169912651
0	4.52108E-05	0.000116621	0.000161832	0	0	0	0	0.000180843	0.000333204	0.000514047	0	0	0	0	0	0	0	0	0
5.294E-05	0.000153884	0.000799109	0.001005933	5.37239E-05	3.85314E-06	0	5.75771E-05	0.000615536	0.002283167	0.002956281	45.97753698	1.086016313	0	47.0635533	0.032451255	0.00380724	0	0.036258495	0.009372822
0.000389431	0.000780585	0.006251578	0.007421594	0.000406275	0	1.72669E-05	0.000423542	0.003122341	0.017861651	0.021407533	330.2784507	19.04824962	1.678559604	351.00526	0.004657862	0.018236477	0.00220227	0.025096609	0.011102329
0.01090907	0.001359508	0.007197267	0.019465844	0.010950789	0.00045154	0	0.011402329	0.00543803	0.020563619	0.037403979	524.5395682	46.46087816	0	571.0004464	0.001535277	0.000161436	0	0.001696712	0.082641423
0	3.7537E-05	0.000111924	0.000149461	0	0	0	0	0.000150148	0.000319782	0.00046993	0	0	0	0	0	0	0	0	0
0.000572789	0.000382671	0.002070665	0.003026125	0.000546979	7.59815E-05	0	0.00062296	0.001530686	0.005916185	0.008069831	197.4059401	22.10368288	0	219.5096229	0.514395549	0.075424445	0	0.589819994	0.040242492
0.000355236	0.000659615	0.009404921	0.010419773	0.000378777	0	7.57528E-06	0.000386352	0.002638461	0.026871204	0.029896017	348.6999784	0	0.961369943	349.6613483	0.000761847	0	0.001069503	0.00183135	0.003211321
0.002469313	0.002898047	0.014320598	0.019687958	0.002580965	0	0	0.002580965	0.011592188	0.040915995	0.055089148	451.8875547	0	0	451.8875547	0.001156191	0	0	0.001156191	0.071195068
0	0.000640064	0.001523344	0.002163408	0	0	0	0	0.002560257	0.004352411	0.006912668	0	0	0	0	0	0	0	0	0
0.000483922	0.008140122	0.0382955	0.046919543	0.000505802	0	0	0.000505802	0.032560488	0.109415714	0.142482004	2058.961032	0	0	2058.961032	3.06003348	0	0	3.06003348	0.419732676
1.21879E-05	4.09837E-05	0.00025634	0.000309512	1.17627E-05	0	1.4927E-06	1.32554E-05	0.000163935	0.0007324	0.000909591	16.6647504	0	0.096205424	16.76095583	0.00091937	0	2.26044E-07	0.000919596	0.00126653
1.351465492	0.443291582	1.364070643	3.158827716	1.400624183	0.011948581	0	1.412572764	1.773166327	3.897344694	7.083083785	73811.7386	5003.462475	0	78815.20108	0.030977243	0.106899591	0	0.137876834	11.62906948
0	0.010015475	0.016962535	0.02697801	0	0	0	0	0.040061902	0.048464386	0.088526287	0	0	0	0	0	0	0	0	0
0.002984167	0.012912282	0.077006568	0.092903017	0.002743685	0.000501868	0	0.003245554	0.051649129	0.220018765	0.274913448	1758.12159	199.2651571	0	1957.386747	2.062354854	0.525006777	0	2.587361631	0.358404587
0.705690007	1.093427477	1.464254465	3.263371949	0.647413173	0	0.120089098	0.767502271	4.373709907	4.183584186	9.324796364	143721.3053	0	4150.775212	147872.0805	1.02271632	0	3.706268926	4.728985246	2.1867375
0.011220416	0.002027802	0.002765075	0.016013293	0.011727753	0	0	0.011727753	0.00811121	0.007900215	0.027739177	234.8271055	0	0	234.8271055	0.001118034	0	0	0.001118034	0.036997106
0	0.103714415	0.079477751	0.183192166	0	0	0	0.41485766	0.227079289	0.641936949	0	0	0	0	0	0	0	0	0	0
0.014430919	0.044586381	0.031011999	0.0900293	0.011932765	0	0.003762176	0.015694941	0.178345525	0.088605713	0.282646178	2926.932764	0	127.0531683	3053.985932	0.00971864	0	0.084657191	0.094375832	0.01201692
0.089296479	0.090228651	0.148748073	0.328273203	0.081657414	0	0.015460654	0.097118068	0.360914606	0.424994495	0.883027168	14393.61572	0	471.3116875	14864.92741	0.269482899	0	0.550357738	0.819840638	0.395154245
0.000446756	4.75701E-06	8.65202E-06	0.000460165	0.000466956	0	0	0.000466956	1.90281E-05	2.47201E-05	0.000510704	0.943797745	0	0	0.943797745	3.35766E-05	0	0	3.35766E-05	0.000148696
0	0.000648476	0.000496214	0.00114469	0	0	0	0	0.002593903	0.001417754	0.004011657	0	0	0	0	0	0	0	0	0
0.000101992	0.00051461	0.000361036	0.000977638	8.43464E-05	0	2.65791E-05	0.000110926	0.00205844	0.001031533	0.003200898	30.9692296	0	1.427713178	32.39694277	0.000103159	0	0.000891888	0.000995046	0.000126861
0.383127785	0.578238573	0.915357967	1.876724325	0.353099459	0	0.063586964	0.416686423	2.312954291	2.615308478	5.344949192	92651.69984	0	2704.414229	95356.11407	0.709922794	0	2.304320094	3.014242888	1.453232031
0.004676801	0.00216173	0.003408875	0.010247406	0.004888265	0	0	0.004888265	0.008646922	0.009739642	0.023274829	318.2435275	0	0	318.2435275	0.000772583	0	0	0.000772583	0.050139397
0	0.006636348	0.00507415	0.011710498	0	0	0	0	0.026545392	0.014497571	0.041042963	0	0	0	0	0	0	0	0	0
0.002166697	0.008717826	0.006096788	0.016981311	0.001785753	0	0.000570728	0.002356481	0.034871303	0.017419395	0.054647179	545.2458482	0	27.82988386	573.075732	0.001809171	0	0.015961005	0.017770176	0.002227869
0.030033749	0.042545322	0.580743649	0.653322721	0.03028321	0	0.002381233	0.032664443	0.170181289	1.659267569	1.862113301	15187.61827	65.2877616	214.1663056	15467.07234	0.11423927	0.059899662	0.249105865	0.423244796	0.157575481
0.478364904	0.046019574	0.418778127	0.943162605	0.488693553	0.011300889	0	0.499994442	0.184078297	1.196508933	1.880581672	8703.311483	53.15975993	0	8756.471243	0.099420396	0.002094445	0	0.10151484	1.371210269
0	0.003228091	0.022031719	0.02525981	0	0	0	0	0.012912363	0.062947769	0.075860132	0	0	0	0	0	0	0	0	0
0.003303945	0.005702857	0.090818004	0.099824806	0.003362469	0	0.000230872	0.003593341	0.02281143	0.259480013	0.285884784	2293.307735	10.61858631	29.19168675	2333.118008	0.008717045	0.008340979	0.033660777	0.050718801	0.01980576
0.179488891	0.019641381	0.20852599	0.407656261	0.182796384	0.004808198	0	0.187604582	0.078565522	0.595788542	0.861958646	4393.725778	35.44617128	0	4429.171949	0.037122676	0.000878395	0	0.038001071	0.692233286
0	0.000788877	0.006281432	0.007070309	0	0	0	0	0.003155508	0.017946949	0.021102457	0	0	0	0	0	0	0	0	0
0.013898307	0.004513133	0.018955145	0.037366584	0.00958679	0	0.005268133	0.014854923	0.018052532	0.054157556	0.087065011	866.335754	0	72.36590737	938.7016613	0.757506878	0	0.265357524	1.022864402	0.175716565
0.234165682	0.346486866	0.556796144	1.137448692	0.213324867	0	0.041351678	0.254676545	1.385947464	1.590846125	3.231470133	68257.64536	0	2098.465807	70356.11117	0.555495974	0	1.76039428	2.315890254	1.077701982
0.012976666	0.005130443	0.008360858	0.026467967	0.013563414	0	0	0.013563414	0.020521772	0.023888166	0.057973352	1026.533004	0	0	1026.533004	0.001566359	0	0	0.001566359	0.161730693
0	0.006911219	0.005286547	0.012197766	0	0	0	0	0.027644877	0.01510442	0.042749297	0	0	0	0	0	0	0	0	0
0.001500364	0.005350796	0.003735197	0.010586358	0.001227973	0	0.000403809	0.001631782	0.021403186	0.010671992	0.033706961	336.8733634	0	21.69844306	358.5718064	0.001111756	0	0.010088292	0.011200048	0.001368669
0.000892332	0.002163149	0.011114342	0.014169822	0.000967708	0	2.78411E-06	0.000970492	0.008652595	0.031755261	0.041378348	1340.18703	0	0.237709951	1340.42474	0.006447352	0	0.000277837	0.00672519	0.014490709
0.033929477	0.001432	0.005498756	0.040860232	0.035463617	0	0	0.035463617	0.005727998	0.015710731	0.056902347	374.4093373	0	0	374.4093373	0.001630057	0	0	0.001630057	0.058988344
0.003329083	0.007952211	0.040762438	0.052043732	0.003141667	0	0.000479014	0.003620682	0.031808845	0.116464108	0.151893634	4343.983304	25.8458549	43.01045583	4412.839615	0.019952679	0.013165075	0.042138486	0.07525624	0.039074234
0.110289955	0.040875845	0.211000831	0.36216663	0.110970051	0.004306726	0	0.115276777	0.163503379	0.602859516	0.881639672	14849.05574	704.2885608	0	15553.3443	0.009370497	0.003068456	0	0.012438953	2.339474779
0	0.002196798	0.005666346	0.007863144	0	0	0	0	0.00878719	0.01618956	0.024976751	0	0	0	0	0	0	0	0	0

PM2.5_TOTEX	PM2.5_PMTW	PM2.5_PMBW	PM2.5_TOTAL	PM10_RUNEX	PM10_IDLEX	PM10_STREX	PM10_TOTEX	PM10_PMTW	PM10_PMBW	PM10_TOTAL	CO2_RUNEX	CO2_IDLEX	CO2_STREX	CO2_TOTEX	CH4_RUNEX	CH4_IDLEX	CH4_STREX	CH4_TOTEX	N2O_RUNEX
0.000295277	0.000559665	0.002898829	0.003753771	0.000229674	9.14668E-05	0	0.000321141	0.002238659	0.008282368	0.010842168	166.9634256	22.90806936	0	189.8714949	0.121074044	0.070714012	0	0.191788056	0.034036587
0.000579061	0.001570198	0.00811486	0.010264119	0.000551194	0	7.85879E-05	0.000629782	0.006280792	0.023185315	0.030095888	873.5220381	4.678897793	7.764234715	885.9651707	0.005488328	0.002435273	0.008816398	0.01674	0.010432332
0.02478825	0.002437946	0.016891357	0.044117554	0.025747296	0.00016177	0	0.025909065	0.009751784	0.04826102	0.08392187	1070.904963	31.03064554	0	1101.935609	0.002284337	0.000511109	0	0.002795446	0.168721513
0	7.00296E-05	0.000180641	0.000250671	0	0	0	0	0.000280118	0.000516118	0.000796236	0	0	0	0	0	0	0	0	0
5.59781E-05	0.000156101	0.000810534	0.001022613	5.68015E-05	4.07984E-06	0	6.08813E-05	0.000624404	0.002315812	0.003001097	46.09043155	1.116146954	0	47.20657851	0.033214116	0.003874828	0	0.037088944	0.009395836
0.000383639	0.000784377	0.006282414	0.007450429	0.000399888	0	1.73538E-05	0.000417242	0.003137506	0.017949753	0.021504502	330.8377715	19.12038597	1.675868271	351.6340258	0.004309801	0.018387787	0.002204598	0.024902185	0.010689584
0.010038837	0.001336003	0.007071621	0.018446461	0.010087781	0.000404967	0	0.010492749	0.005344011	0.020204631	0.036041391	513.0342213	45.55118439	0	558.5854057	0.00143372	0.00015843	0	0.00159215	0.08082875
0	5.9719E-05	0.000177809	0.000237528	0	0	0	0	0.000238876	0.000508025	0.000746901	0	0	0	0	0	0	0	0	0
0.000584136	0.000389093	0.002105462	0.003078691	0.000556218	7.90827E-05	0	0.000635301	0.001556371	0.006015605	0.008207277	199.6692621	22.74946256	0	222.4187247	0.517631481	0.077139175	0	0.594770657	0.040703885
0.000352444	0.0006507	0.009296366	0.01029951	0.000375851	0	7.46403E-06	0.000383315	0.002602799	0.026561046	0.02954716	340.835107	0	0.943495259	341.7786023	0.000732147	0	0.001050264	0.001782411	0.003156835
0.002323702	0.002718701	0.013546183	0.018588585	0.002428769	0	0	0.002428769	0.010874803	0.038703379	0.052006951	420.7743202	0	0	420.7743202	0.001086453	0	0	0.001086453	0.066293166
0	0.00115867	0.002771425	0.003930095	0	0	0	0	0.004634679	0.007918357	0.012553036	0	0	0	0	0	0	0	0	0
0.000461224	0.007898051	0.037142163	0.045501438	0.000482078	0	0	0.000482078	0.031592206	0.106120467	0.138194751	1969.821218	0	0	1969.821218	3.169000397	0	0	3.169000397	0.401560941
1.06088E-05	3.93276E-05	0.000244402	0.000294338	1.04165E-05	0	1.12157E-06	1.15381E-05	0.000157311	0.00069829	0.000867139	15.64750867	0	0.084256421	15.73176509	0.000780051	0	1.98589E-07	0.00078025	0.001132502
1.361003921	0.448104846	1.388074905	3.197183672	1.41077691	0.011765569	0	1.422542479	1.792419384	3.9659283	7.180890163	73280.59998	4985.456802	0	78266.05678	0.030614794	0.108348183	0	0.138962978	11.54538837
0	0.014248369	0.024358696	0.038607065	0	0	0	0	0.056993477	0.069596274	0.126589751	0	0	0	0	0	0	0	0	0
0.002954586	0.013069966	0.078141427	0.094165978	0.002689779	0.000523603	0	0.003213382	0.052279863	0.223261219	0.278754464	1762.595115	202.6013371	0	1965.196452	1.970519714	0.523218984	0	2.493738699	0.359316545
0.663950716	1.089568908	1.458010812	3.211530435	0.60801723	0	0.114089753	0.722106983	4.358275632	4.165745176	9.246127791	140721.1072	0	4055.978819	144777.086	0.954197203	0	3.514592301	4.468789505	2.113802513
0.008354387	0.001810638	0.002470451	0.012635476	0.008732136	0	0	0.008732136	0.007242551	0.00705843	0.023033116	206.7634233	0	0	206.7634233	0.000871886	0	0	0.000871886	0.032575662
0	0.109763589	0.084145838	0.193909426	0	0	0	0	0.439054354	0.24041668	0.679471034	0	0	0	0	0	0	0	0	0
0.013874951	0.04590535	0.031987564	0.091767864	0.011377952	0	0.003712324	0.015090275	0.183621399	0.091393039	0.290104713	2970.739916	0	131.0836327	3101.823549	0.009830471	0	0.087978486	0.097808957	0.012124252
0.081529915	0.08853454	0.14580688	0.315871335	0.074434296	0	0.014236925	0.088671221	0.354138159	0.416591086	0.859400467	13886.87949	0	451.9716622	14338.85115	0.238582681	0	0.505406865	0.743989546	0.357956733
0.000224522	2.67416E-06	4.75296E-06	0.000231949	0.000234674	0	0	0.000234674	1.06966E-05	1.35799E-05	0.00025895	0.527811069	0	0	0.527811069	1.69332E-05	0	0	1.69332E-05	8.31568E-05
0	0.000787383	0.000602473	0.001389856	0	0	0	0	0.003149534	0.001721351	0.004870884	0	0	0	0	0	0	0	0	0
0.000113871	0.000622001	0.000436785	0.001172658	9.36489E-05	0	3.01963E-05	0.000123845	0.002488006	0.001247958	0.003859809	37.19650401	0	1.735486038	38.93199005	0.000123633	0	0.001088222	0.001211855	0.000151788
0.366164257	0.58516124	0.927027316	1.878352813	0.336812871	0	0.061424167	0.398237039	2.340644961	2.648649473	5.387531473	92058.56092	0	2688.986851	94747.54777	0.676763537	0	2.232838778	2.909602315	1.409462409
0.004661877	0.002192447	0.003462503	0.010316827	0.004872666	0	0	0.004872666	0.00876979	0.009892866	0.023535321	317.4943433	0	0	317.4943433	0.000776768	0	0	0.000776768	0.050021363
0	0.00770643	0.005895254	0.013601684	0	0	0	0	0.03082572	0.016843583	0.047669303	0	0	0	0	0	0	0	0	0
0.002223718	0.009610612	0.006730741	0.018565071	0.001819133	0	0.000599363	0.002418496	0.038442448	0.019230688	0.060091632	594.9412124	0	30.86258205	625.8037944	0.001968031	0	0.017799921	0.019767952	0.002417612
0.028876093	0.041812306	0.570737979	0.641426378	0.02921403	0	0.002191355	0.031405386	0.167249225	1.63067994	1.82933455	14719.42953	63.91337544	210.0298173	14993.37272	0.099435498	0.05795216	0.236393805	0.393781463	0.139917638
0.443054096	0.045093352	0.410349499	0.898496947	0.451979609	0.011107428	0	0.463087037	0.180373406	1.17242714	1.815887582	8488.656158	51.99211463	0	8540.648272	0.092036766	0.002065181	0	0.094101946	1.337391235
0	0.004591246	0.031335252	0.035926498	0	0	0	0	0.018364983	0.089529293	0.107894276	0	0	0	0	0	0	0	0	0
0.003165763	0.00556207	0.088575972	0.097303806	0.003233195	0	0.000209861	0.003443057	0.022248282	0.253074205	0.278765544	2208.092927	10.34488967	28.44470273	2246.882519	0.007421574	0.008002178	0.031822921	0.047246673	0.017595339
0.171315686	0.019446307	0.206454957	0.39721695	0.174246919	0.004814902	0	0.179061821	0.077785227	0.589871307	0.846718355	4320.995329	35.23154842	0	4356.226877	0.035334584	0.000879467	0	0.036214051	0.680774574
0	0.001122948	0.008941475	0.010064424	0	0	0	0	0.004491793	0.025547073	0.030038865	0	0	0	0	0	0	0	0	0
0.013943274	0.00451101	0.018946226	0.03740051	0.009646415	0	0.005263622	0.014910037	0.018044038	0.054132075	0.08708615	864.2332831	0	71.30332602	935.5366091	0.742609039	0	0.260382452	1.002991492	0.173746432
0.221936375	0.34699909	0.557815375	1.12675084	0.201855358	0	0.039520699	0.241376058	1.387996359	1.593758214	3.22313063	67053.63176	0	2059.925879	69113.55764	0.511825396	0	1.66296787	2.174793266	1.011871259
0.011270144	0.004999308	0.008170882	0.024440334	0.01177973	0	0	0.01177973	0.019997233	0.023345377	0.05512234	985.3252059	0	0	985.3252059	0.001414243	0	0	0.001414243	0.155238387
0	0.007856349	0.006013352	0.013869701	0	0	0	0	0.031425396	0.017181005	0.048606401	0	0	0	0	0	0	0	0	0
0.001516986	0.005888608	0.004117821	0.011523416	0.001232091	0	0.00041777	0.001649861	0.023554433	0.011765202	0.036969497	366.2931471	0	23.91790678	390.2110539	0.001205453	0	0.011205689	0.012411142	0.00148007
0.000829019	0.002086947	0.010721835	0.013637802	0.000899074	0	2.56068E-06	0.000901634	0.008347788	0.030633815	0.039883237	1292.345343	0	0.226216953	1292.57156	0.005274974	0	0.000264077	0.005539051	0.013071305
0.031994942	0.001417815	0.005443595	0.038856352	0.033441612	0	0	0.033441612	0.005671259	0.015553129	0.054666	370.7495181	0	0	370.7495181	0.001575398	0	0	0.001575398	0.058411738
0.003226765	0.007687913	0.03941029	0.050324968	0.003050461	0	0.00045894	0.003509401	0.030751653	0.112600829	0.146861883	4162.34189	24.93933891	41.26078619	4228.542015	0.016933171	0.01284494	0.040136615	0.069914726	0.034183476
0.098831963	0.040540232	0.209259492	0.348631687	0.099700712	0.003599993	0	0.103300706	0.162160927	0.597884264	0.863345896	14640.78249	700.5224818	0	15341.30497	0.008332791	0.002995182	0	0.011327973	2.306661244
0	0.00332752	0.008582973	0.011910492	0	0	0	0	0.013310078	0.02452278	0.037832858	0	0	0	0	0	0	0	0	0
0.000305313	0.000568058	0.002942418	0.003815789	0.000236383	9.5673E-05	0	0.000332056	0.002272231	0.008406908	0.011011195	169.0049266	23.68771051	0	192.6926371	0.123373176	0.072527644	0	0.195900819	0.03445276
0.000553948	0.001476845	0.007631444	0.009662236	0.000527129	0	7.53395E-05	0.000602469	0.005907379	0.021804126	0.028313974	814.3304217	4.481857843	7.418998529	826.2312781	0.004773386	0.002339453	0.008380678	0.015493517	0.009194857
0.023552789	0.002449329	0.01704464	0.043046758	0.0244671	0.000150641	0	0.024617742	0.009797315	0.048698971	0.083114028	1063.859105	31.43488172	0	1095.293986	0.002171769	0.000521577	0	0.002693346	0.167611435
0	0.000103104	0.000265956	0.00036906	0	0	0	0	0.000412415	0.000759873	0.001172289	0	0	0	0	0	0	0	0	0
5.83119E-05	0.000157738	0.00081896	0.00103501	5.9149E-05	4.27046E-06	0	6.34195E-05	0.000630954	0.002339885	0.003034258	46.11239619	1.140197896	0	47.25259408	0.033784176	0.003926675	0	0.037710851	0.009400314
0.000382542	0.000787082	0.006304365	0.007473989	0.000398559	0	1.74904E-05	0.000416049	0.003148329	0.018012472	0.02157685	331.0317638	19.17282352	1.674948666	351.879536	0.004043648	0.018501797	0.002229058	0.024774503	0.010451699
0.009162018	0.001307837	0.006921383	0.017391238	0.009217119	0.000359164	0	0.009576284	0.005231349	0.019775379	0.034583011	499.8444996	44.44306912	0	544.2875687	0.001325815	0.000155136	0	0.001480951	0.078750704
0	9.00315E-05	0.000267584	0.000357615	0	0	0	0	0.000360126	0.000764526	0.001124652	0	0	0	0	0	0	0	0	0
0.000592798	0.000393728	0.002130578	0.003117104	0.000562887	8.18353E-05	0	0.000644722	0.001574911	0.006087365	0.008306998	201.1014874	23.31743254	0	224.4189199	0.51894028	0.078633162	0	0.597573442	0.040995854
0.000351869	0.000648035	0.00926803	0.010267935	0.000375334	0	7.3561E-06	0.00038269	0.002592142	0.026480087	0.029454919	338.0709499	0	0.926766972	338.9977168	0.0007178	0	0.001018058	0.001735857	0.003144148
0.002149848	0.002503155	0.012531276	0.017184279	0.002247055	0	0	0.002247055	0.010012618	0.035803646	0.048063319	384.3088524	0	0	384.3088524	0.000998282	0	0	0.000998282	0.060548016
0	0.001786696	0.004226531	0.006013227	0	0	0	0	0.007146784	0.012075802	0.019222586	0	0	0	0	0	0	0	0	0
0.000445857	0.007576448	0.03573428	0.043756585	0.000466017	0	0	0.000466017	0.030305792	0.102097942	0.132869751	1859.179381	0	0	1859.179381	3.293071094	0	0	3.293071094	0.379005879
9.44376E-06	3.77739E-05	0.000233748	0.000280965	9.44379E-06	0	8.27161E-07	1.0271E-05	0.000151095	0.000667851	0.000829217	14.75661207	0	0.074003277	14.83061535	0.000696075	0	1.70446E-07	0.000696246	0.001000302
1.369141463	0.452405234	1.410340843	3.23188754	1.419484585	0.011563379	0	1.431047964	1.809620937	4.029545265	7.270214167	72727.33422	4962.42151	0	77689.75573	0.030263568	0.109586723	0	0.139850291	11.45822112
0	0.019262674	0.033147956	0.05241063	0	0	0	0	0.077050698	0.094708445	0.171759143	0	0	0	0	0	0	0	0	0
0.002933517	0.01316046	0.078796341	0.094890318	0.002647803	0.000542665	0	0.003190468	0.052641839	0.225132402	0.280964708	1759.434077	204.8258957	0	1964.259972	1.874378509	0.519314503	0	2.393693012	0.358672146
0.623945929	1.086140868	1.452718955	3.162805752	0.57046737	0	0.108130757	0.678598127	4.34456347	4.150625586	9.173787183	138019.4056	0	3969.372085	141988.7777	0.896179396	0	3.336912515	4.233091912	2.052815884
0.005880278	0.001613828	0.002202634	0.00969674	0.006146158	0	0	0.006146158	0.006455314	0.006293239	0.018894711	181.4422525	0	0	181.4422525	0.000657288	0	0	0.000657288	0.028586301
0	0.115657535	0.08869331	0.204350845	0	0	0	0	0.462630141	0.253409457	0.716039598	0	0	0	0	0	0	0	0	0
0.01329872	0.046999763	0.032805454	0.093103936	0.010816075	0	0.003647496	0.014463571	0.187999052	0.093729867	0.296192491	3002.552866	0	134.5342489	3137.087115	0.009903296	0	0.090892546	0.100795842	0.01218648
0.07419528	0.086958315	0.143072514	0.304226109	0.067617208	0	0.013076929	0.080694137	0.347833261	0.40877861	0.837306009	13418.61446	0	433.8923941	13852.50685	0.210830873	0	0.463694942	0.674525815	0.323878885
5.72569E-05	1.127E-06	1.90591E-06	6.02899E-05	5.98459E-05	0	0	5.98459E-05	4.50798E-06	5.44546E-06	6.97993E-05	0.216444374	0	0	0.216444374	4.40778E-06	0	0	4.40778E-06	3.41009E-05
0	0.000946484	0.000724231	0.001670715	0	0	0	0	0.003785936	0.002069231	0.005855168	0	0	0	0	0	0	0	0	0
0.000127	0.000739338	0.000519592	0.00138593	0.000103937	0	3.41867E-05	0.000138124	0.002957351	0.001484549	0.004580024	44.00421484	0	2.076707771	46.08092262	0.000145966	0	0.001305492	0.001451459	0.000178964

PM2.5_TOTEX	PM2.5_PMTW	PM2.5_PMBW	PM2.5_TOTAL	PM10_RUNEX	PM10_IDLEX	PM10_STREX	PM10_TOTEX	PM10_PMTW	PM10_PMBW	PM10_TOTAL	CO2_RUNEX	CO2_IDLEX	CO2_STREX	CO2_TOTEX	CH4_RUNEX	CH4_IDLEX	CH4_STREX	CH4_TOTEX	N2O_RUNEX
0.349561226	0.591303484	0.937619647	1.878484357	0.320953513	0	0.059226215	0.380179728	2.365213934	2.678913278	5.424306941	91476.60379	0	2674.612359	94151.21615	0.648771625	0	2.16713702	2.815908645	1.371977185
0.004662204	0.002218278	0.003507601	0.010388083	0.004873008	0	0	0.004873008	0.008873113	0.010021718	0.023767839	316.2950392	0	0	316.2950392	0.000781108	0	0	0.000781108	0.049832412
0	0.008845875	0.006769886	0.015615761	0	0	0	0	0.035383502	0.01934253	0.054726032	0	0	0	0	0	0	0	0	0
0.002281371	0.010508804	0.007369154	0.020159329	0.001853176	0	0.000628023	0.002481199	0.042035217	0.021054725	0.065571142	644.8909937	0	33.96379697	678.8547907	0.002127145	0	0.019680042	0.021807187	0.002607551
0.027601024	0.040960047	0.559104638	0.627665708	0.028025306	0	0.001993326	0.030018632	0.163840187	1.597441822	1.791300641	14238.57445	62.46998245	205.537131	14506.58156	0.081313184	0.056015473	0.223171927	0.360500584	0.122843631
0.409744033	0.044054114	0.400892442	0.854690589	0.417376502	0.010894339	0	0.42827084	0.176216458	1.145406976	1.749894274	8257.305159	50.75874978	0	8308.063909	0.085006235	0.0020321	0	0.087038334	1.300941791
0	0.006186287	0.042221411	0.048407699	0	0	0	0	0.024745149	0.120632603	0.145377753	0	0	0	0	0	0	0	0	0
0.003038447	0.005411727	0.086181756	0.09463193	0.003113128	0	0.000191461	0.003304589	0.021646909	0.246233588	0.271185085	2123.23531	10.06742871	27.69339552	2160.996135	0.006291932	0.007669254	0.030084381	0.044045567	0.015668775
0.16352657	0.019176967	0.20359547	0.386299007	0.166118018	0.004802499	0	0.170920516	0.076707869	0.581701342	0.829329727	4234.996682	34.91950805	0	4269.91619	0.033606374	0.000877639	0	0.034484014	0.667225452
0	0.00151438	0.012058252	0.013572632	0	0	0	0	0.00605752	0.034452148	0.040509668	0	0	0	0	0	0	0	0	0
0.013929154	0.004508481	0.018935607	0.037373242	0.009682336	0	0.005220291	0.014902628	0.018033925	0.054101734	0.087038286	862.1458066	0	70.17645176	932.3222583	0.72876904	0	0.255489296	0.984258336	0.171932324
0.21060154	0.34753081	0.558997613	1.117129963	0.191246883	0	0.037801508	0.229048391	1.390123238	1.597136036	3.216307665	65966.80637	0	2025.532881	67992.33925	0.477385057	0	1.578371899	2.055756957	0.958119968
0.009880188	0.004871534	0.00797886	0.022730582	0.010326926	0	0	0.010326926	0.019486137	0.022796742	0.052609805	945.8427312	0	0	945.8427312	0.001285662	0	0	0.001285662	0.149017907
0	0.008814174	0.006750364	0.015564538	0	0	0	0	0.035256696	0.019286754	0.05454345	0	0	0	0	0	0	0	0	0
0.001532351	0.006418252	0.004495111	0.012445714	0.001235531	0	0.000431041	0.001666572	0.025673008	0.012843173	0.040182753	395.2290803	0	26.14523861	421.3743189	0.001297234	0	0.012327187	0.013624422	0.001589112
0.00078012	0.002021335	0.010383873	0.013185328	0.000846065	0	2.38657E-06	0.000848451	0.00808534	0.029668209	0.038602001	1251.18043	0	0.21604337	1251.396473	0.004392285	0	0.000250441	0.004642726	0.011892521
0.030155019	0.001404525	0.005391919	0.036951464	0.031518495	0	0	0.031518495	0.005618101	0.015405484	0.052542081	367.3244268	0	0	367.3244268	0.001522322	0	0	0.001522322	0.057872113
0.003116419	0.007390716	0.037889123	0.048396258	0.002948955	0	0.000440435	0.00338939	0.029562864	0.108254636	0.14120689	3968.037733	24.00235838	39.51082011	4031.550912	0.014473257	0.01248181	0.038274138	0.065229205	0.030310646
0.088848516	0.039968089	0.206296494	0.335113099	0.089857817	0.003008034	0	0.092865851	0.159872358	0.589418554	0.842156763	14346.9226	692.8508523	0	15039.77345	0.007432694	0.002920085	0	0.010352778	2.260363498
0	0.004753182	0.012260502	0.017013684	0	0	0	0	0.019012728	0.035030007	0.054042735	0	0	0	0	0	0	0	0	0
0.00031296	0.000572416	0.002965063	0.003850439	0.000241156	9.92167E-05	0	0.000340373	0.002289662	0.008471609	0.011101644	169.8985493	24.31728928	0	194.2158386	0.124743016	0.07390558	0	0.198648596	0.034634931
0.000527864	0.001384519	0.00715356	0.009065943	0.000501845	0	7.22553E-05	0.000574101	0.005538076	0.020438743	0.02655092	757.0549448	4.287386992	7.083221778	768.4255536	0.00413388	0.00224238	0.007957834	0.014334094	0.00812458
0.022643199	0.002460823	0.01719104	0.042295062	0.023524774	0.00014225	0	0.023667024	0.009843291	0.049117259	0.082627573	1058.784708	31.58165522	0	1090.366363	0.002083234	0.000527512	0	0.002610746	0.166811962
0	0.000143744	0.000370787	0.000514531	0	0	0	0	0.000574977	0.001059391	0.001634367	0	0	0	0	0	0	0	0	0
6.00759E-05	0.000159087	0.000825897	0.001045059	6.09125E-05	4.42558E-06	0	6.53381E-05	0.000636347	0.002359705	0.00306139	46.09997443	1.157817792	0	47.25779222	0.034230663	0.003963341	0	0.038194004	0.009397781
0.000380232	0.000785773	0.006294164	0.00746017	0.000396027	0	1.75105E-05	0.000413538	0.003143092	0.017983326	0.021539956	329.5376403	19.13233934	1.664060472	350.3340401	0.003685852	0.018528622	0.002219786	0.02443426	0.009998523
0.008279235	0.001275202	0.006747597	0.016302034	0.008338953	0.000314632	0	0.008653585	0.00510081	0.019278848	0.033033243	485.0296128	43.15459072	0	528.1842035	0.001211722	0.000151589	0	0.001363311	0.076416613
0	0.000128392	0.000381007	0.000509398	0	0	0	0	0.000513567	0.00108859	0.001602157	0	0	0	0	0	0	0	0	0
0.000598629	0.000396456	0.00214536	0.003140445	0.00056681	8.42537E-05	0	0.000651064	0.001585823	0.0061296	0.008366488	201.6230065	23.80415104	0	225.4271575	0.5180725	0.079879929	0	0.597952428	0.041102169
0.000342863	0.000628195	0.009019271	0.00999033	0.000365767	0	7.1286E-06	0.000372895	0.002512781	0.025769346	0.028655022	323.2832986	0	0.898788878	324.1820875	0.000670679	0	0.001012785	0.001683464	0.003067829
0.001861136	0.002150592	0.010903878	0.014915606	0.001945288	0	0	0.001945288	0.00860237	0.031153937	0.041701595	325.9478184	0	0	325.9478184	0.000858527	0	0	0.000858527	0.051353212
0	0.002869186	0.0068903	0.009759487	0	0	0	0	0.011476745	0.019686572	0.031163318	0	0	0	0	0	0	0	0	0
0.000446194	0.006954734	0.032741553	0.040142481	0.000466369	0	0	0.000466369	0.027818937	0.093547294	0.1218326	1678.078056	0	0	1678.078056	3.161074392	0	0	3.161074392	0.342087189
8.8008E-06	3.64115E-05	0.000224875	0.000270087	8.91274E-06	0	6.58938E-07	9.57168E-06	0.000145646	0.000642499	0.000797717	13.98699555	0	0.066672347	14.0536679	0.00063893	0	1.53566E-07	0.000639083	0.000927761
1.388027123	0.4601783	1.443013104	3.291218528	1.439350088	0.011437463	0	1.45078755	1.840713202	4.122894584	7.414395336	72778.16537	4960.488235	0	77738.65361	0.030163003	0.111187442	0	0.141350444	11.46622959
0	0.025141753	0.043405318	0.068547072	0	0	0	0	0.100567014	0.124015195	0.224582209	0	0	0	0	0	0	0	0	0
0.002918387	0.013246981	0.079245846	0.095411214	0.002612399	0.000561613	0	0.003174012	0.052987924	0.226416703	0.282578639	1756.424256	206.6185906	0	1963.042847	1.781248316	0.515005783	0	2.296254098	0.358058575
0.586216903	1.083429018	1.451127849	3.120773771	0.535256245	0	0.102308125	0.637564369	4.333716072	4.146079569	9.11736001	135632.722	0	3891.661278	139524.3832	0.846911038	0	3.175258669	4.022169708	2.001718824
0.004812816	0.001447153	0.001978584	0.008238552	0.00503043	0	0	0.00503043	0.00578861	0.005653096	0.016472137	160.4860495	0	0	160.4860495	0.000550496	0	0	0.000550496	0.025284642
0	0.12104635	0.092854135	0.213900485	0	0	0	0	0.4841854	0.265297529	0.749482929	0	0	0	0	0	0	0	0	0
0.012718498	0.047929521	0.033529063	0.094177082	0.010263039	0	0.003569488	0.013832527	0.191718083	0.095797324	0.301347934	3028.043214	0	137.4956705	3165.538884	0.00996468	0	0.093466619	0.103431299	0.012229394
0.067263259	0.085532907	0.140813066	0.293609232	0.061183587	0	0.011971344	0.073154931	0.342131627	0.402323047	0.817609605	12991.79129	0	417.0897426	13408.88103	0.185292745	0	0.424913324	0.610206069	0.292213521
1.74454E-05	7.88845E-07	1.26131E-06	1.94955E-05	1.82342E-05	0	0	1.82342E-05	3.15538E-06	3.60374E-06	2.49933E-05	0.146543323	0	0	0.146543323	1.43166E-06	0	0	1.43166E-06	2.3088E-05
0	0.001100309	0.000842128	0.001942437	0	0	0	0	0.004401237	0.002406079	0.006807316	0	0	0	0	0	0	0	0	0
0.000139626	0.000851851	0.000599468	0.001590945	0.000113748	0	3.81082E-05	0.000151856	0.003407405	0.001712765	0.005272026	50.5601508	0	2.415648892	52.97579969	0.000167486	0	0.00152044	0.001687926	0.000204947
0.333136868	0.596750589	0.948928884	1.878816341	0.305388708	0	0.056928032	0.36231674	2.387002356	2.711225383	5.460544479	90906.95343	0	2660.161267	93567.1147	0.623381108	0	2.103887925	2.727269033	1.338038773
0.004680568	0.002241025	0.003554035	0.010475628	0.004892202	0	0	0.004892202	0.008964102	0.010154385	0.024010689	314.9259196	0	0	314.9259196	0.000787033	0	0	0.000787033	0.049616707
0	0.009929742	0.007602934	0.017532676	0	0	0	0	0.039718969	0.021722667	0.061441636	0	0	0	0	0	0	0	0	0
0.002331741	0.011348032	0.007971926	0.021651699	0.001881743	0	0.000654238	0.002535981	0.045392128	0.022776931	0.07070504	691.7870271	0	36.94846976	728.7354969	0.002277506	0	0.021488784	0.02376629	0.002784606
0.026309002	0.039998798	0.545983589	0.612291389	0.026809494	0	0.001803946	0.028613441	0.159995191	1.559953112	1.748561744	13748.73898	60.9833561	200.8171515	14010.53949	0.066423525	0.054085583	0.211450009	0.331959117	0.107075623
0.3787085	0.042917122	0.390545806	0.812171427	0.385166721	0.010665297	0	0.395832018	0.171668486	1.11584516	1.683345664	8011.828176	49.47507558	0	8061.303251	0.078406074	0.001995696	0	0.080401769	1.262266792
0	0.007997589	0.054583547	0.062581136	0	0	0	0	0.031990357	0.155952991	0.187943348	0	0	0	0	0	0	0	0	0
0.002908279	0.005249477	0.083597928	0.091755685	0.002989622	0	0.000173398	0.003163019	0.02099791	0.238851222	0.263012151	2036.995495	9.773681062	26.90143168	2073.670608	0.00532358	0.007332643	0.028389562	0.041045785	0.013893025
0.155975793	0.018842993	0.200049778	0.374868564	0.158272407	0.004755919	0	0.163028326	0.075371973	0.571570795	0.809971094	4137.831313	34.52143399	0	4172.352747	0.03198126	0.000872996	0	0.032854256	0.651917008
0	0.001959337	0.015601224	0.017560561	0	0	0	0	0.007837349	0.044574924	0.052412274	0	0	0	0	0	0	0	0	0
0.013881385	0.004506326	0.018926556	0.037314267	0.009709056	0	0.005150492	0.014859549	0.018025305	0.054075873	0.086960727	860.2744257	0	69.04725289	929.3216786	0.716501989	0	0.250593475	0.967095465	0.170307723
0.199994164	0.348146778	0.561322297	1.109463239	0.181368284	0	0.036143617	0.217511901	1.392587111	1.603777991	3.213877003	65006.82729	0	1995.176785	67002.00407	0.448408371	0	1.503307898	1.951716268	0.913060279
0.008652577	0.004752251	0.007805905	0.021210732	0.009043808	0	0	0.009043808	0.019009004	0.022302585	0.050355397	909.0292697	0	0	909.0292697	0.001170845	0	0	0.001170845	0.143217932
0	0.009718804	0.007447397	0.017166201	0	0	0	0	0.038875215	0.021278278	0.060153494	0	0	0	0	0	0	0	0	0
0.001547177	0.006918116	0.004854821	0.013320115	0.001239065	0	0.000443632	0.001682696	0.027672465	0.013870918	0.043226079	422.8079405	0	28.31770854	451.1256491	0.001385379	0	0.013417351	0.01480273	0.001692477
0.000745152	0.001962547	0.010081061	0.01278876	0.000808167	0	2.2536E-06	0.00081042	0.007850189	0.028803032	0.037463642	1214.412688	0	0.207162293	1214.619851	0.003921206	0	0.000238963	0.004160169	0.011005738
0.028354332	0.001391701	0.005342062	0.035088095	0.029636389	0	0	0.029636389	0.005566805	0.015263034	0.050466228	364.0260177	0	0	364.0260177	0.001470243	0	0	0.001470243	0.057352447
0.003005945	0.00708487	0.036323427	0.046414242	0.002845339	0	0.000423901	0.00326924	0.028339479	0.10378122	0.135389939	3773.356578	23.06685376	37.81097354	3834.234405	0.012529443	0.012098613	0.036558152	0.061186207	0.02703104
0.08062241	0.039453553	0.203624647	0.32370061	0.081738783	0.002529015	0	0.084267798	0.157814213	0.581784706	0.823866717	14070.88295	684.1864171	0	14755.06936	0.006691979	0.002854585	0	0.009546564	2.216873339
0	0.006486581	0.016730998	0.02321758	0	0	0	0	0.025946326	0.047802852	0.073749178	0	0	0	0	0	0	0	0	0
0.000319678	0.000575473	0.002980889	0.003876039	0.000245244	0.000102434	0	0.000347679	0.002301892	0.008516825	0.011166396	170.4111175	24.86072631	0	195.2718438	0.125782774	0.074987071	0	0.200769845	0.034739421
0.000503454	0.001297965	0.006705653	0.008507072	0.00047792	0	6.96324E-05	0.000547552	0.00519186	0.019159009	0.024898422	704.1377838	4.108699609	6.786999323	715.0334827	0.003669029	0.002150944	0.007587948	0.013407921	0.007246449
0.021824503	0.00247219	0.01733403	0.041630723	0.022676209	0.000135101	0	0.02281131	0.00988876	0.0495258	0.08225587	1055.24951	31.56566722	0	1086.815177	0.002001379	0.000530914	0	0.002532293	0.16625499
0	0.00018718	0.000482828	0.000670008	0	0	0	0	0.000748719	0.001379509	0.002128228	0	0	0	0	0	0	0	0	0
6.15385E-05	0.000160316	0.000832256	0.001054111	6.23631E-05	4.56568E-06	0	6.69288E-05	0.000641264	0.002377875	0.003086068	46.10632952	1.173597099	0	47.27992662	0.034626345	0.003997434	0	0.038623779	0.009399077

PM2.5_TOTEX	PM2.5_PMTW	PM2.5_PMBW	PM2.5_TOTAL	PM10_RUNEX	PM10_IDLEX	PM10_STREX	PM10_TOTEX	PM10_PMTW	PM10_PMBW	PM10_TOTAL	CO2_RUNEX	CO2_IDLEX	CO2_STREX	CO2_TOTEX	CH4_RUNEX	CH4_IDLEX	CH4_STREX	CH4_TOTEX	N2O_RUNEX
0.000377808	0.000781097	0.006257057	0.007415962	0.000393458	0	1.74435E-05	0.000410901	0.003124388	0.017877304	0.021412593	326.5997222	19.01225007	1.644547312	347.2565195	0.003228105	0.018482684	0.002197964	0.023908754	0.009412841
0.007385842	0.001239453	0.006557373	0.015182667	0.007447719	0.000272077	0	0.007719797	0.00495781	0.018735351	0.031412958	469.0962439	41.74948054	0	510.8457244	0.001092532	0.000147965	0	0.001240497	0.073906304
0	0.000172081	0.000509733	0.000681814	0	0	0	0	0.000688324	0.001456381	0.002144705	0	0	0	0	0	0	0	0	0
0.000602419	0.000397805	0.002152668	0.003152891	0.000568748	8.64375E-05	0	0.000655185	0.001591219	0.006150479	0.008396884	201.4559841	24.22691709	0	225.6829012	0.515480127	0.080916078	0	0.596396205	0.04106812
0.000328813	0.000599927	0.008662351	0.009591091	0.000351255	0	6.35964E-06	0.000357614	0.002399708	0.024749573	0.027506895	303.9287458	0	0.815456213	304.744202	0.00062198	0	0.00091905	0.00154103	0.002898956
0.001569424	0.001842112	0.009465861	0.012877397	0.001640387	0	0	0.001640387	0.007368447	0.027045318	0.036054152	283.4087232	0	0	283.4087232	0.000736577	0	0	0.000736577	0.04465116
0	0.004458542	0.01066151	0.015120052	0	0	0	0	0.017834168	0.030461457	0.048295625	0	0	0	0	0	0	0	0	0
0.000413047	0.005790432	0.027452532	0.033656011	0.000431723	0	0	0.000431723	0.023161729	0.078435805	0.102029256	1343.022015	0	0	1343.022015	2.913188015	0	0	2.913188015	0.273783823
8.3699E-06	3.50586E-05	0.00021636	0.000259789	8.5132E-06	0	5.89834E-07	9.10303E-06	0.000140235	0.000618171	0.000767509	13.25293424	0	0.060561387	13.31349563	0.000603418	0	1.40222E-07	0.000603558	0.000862113
1.405587199	0.467923358	1.475467752	3.348978309	1.457743903	0.011397712	0	1.469141615	1.87169343	4.21562215	7.556457194	72897.39794	4963.732624	0	77861.13056	0.030097075	0.112792269	0	0.142889344	11.48501473
0	0.031588339	0.05464623	0.086234569	0	0	0	0	0.126353356	0.156132086	0.282485442	0	0	0	0	0	0	0	0	0
0.002907927	0.013291868	0.079395935	0.09559573	0.002583947	0.000578689	0	0.003162636	0.053167472	0.226845528	0.283175636	1748.737478	207.5866783	0	1956.324156	1.690975604	0.508500467	0	2.19947607	0.356491575
0.550560226	1.081516368	1.450212711	3.082289305	0.502227802	0	0.096556677	0.59878448	4.326065472	4.143464889	9.06831484	133574.2592	0	3822.232523	137396.4917	0.804266536	0	3.026940261	3.831206797	1.958440017
0.003499478	0.001295353	0.001772214	0.006567045	0.003657708	0	0	0.003657708	0.005181411	0.00506347	0.013902589	141.3000295	0	0	141.3000295	0.000428439	0	0	0.000428439	0.022261877
0	0.1259028	0.096606727	0.222509527	0	0	0	0	0.503611198	0.276019221	0.779630419	0	0	0	0	0	0	0	0	0
0.012139951	0.048720458	0.034144729	0.095005138	0.009722683	0	0.003480621	0.013203304	0.194881833	0.097556369	0.305641507	3046.53659	0	140.0192644	3186.555854	0.010005085	0	0.09573598	0.105741065	0.012249028
0.061197065	0.084267076	0.138728276	0.284192417	0.055567796	0	0.010989596	0.066557391	0.337068305	0.396366502	0.799992198	12611.2514	0	402.062725	13013.31413	0.163516844	0	0.390591926	0.554108769	0.265367352
4.61113E-06	6.97495E-07	1.09057E-06	6.3992E-06	4.81963E-06	0	0	4.81963E-06	2.78998E-06	3.11592E-06	1.07255E-05	0.126738522	0	0	0.126738522	4.76566E-07	0	0	4.76566E-07	1.99677E-05
0	0.001245917	0.000953892	0.002199809	0	0	0	0	0.004983668	0.002725405	0.007709072	0	0	0	0	0	0	0	0	0
0.000151544	0.000958111	0.00067493	0.001784585	0.000122907	0	4.19112E-05	0.000164818	0.003832445	0.00192837	0.005925633	56.74489496	0	2.747775936	59.4926709	0.000187696	0	0.001730222	0.001917919	0.000229245
0.317108974	0.601645976	0.958548635	1.877303584	0.290292129	0	0.054592813	0.344884942	2.406583903	2.738710385	5.490179231	90374.05673	0	2646.210469	93020.2672	0.600973491	0	2.044197547	2.645171038	1.308078794
0.004681823	0.002260253	0.003590992	0.010533068	0.004893514	0	0	0.004893514	0.00904101	0.010259978	0.024194502	313.3615125	0	0	313.3615125	0.000791659	0	0	0.000791659	0.049370234
0	0.010943487	0.008383109	0.019326596	0	0	0	0	0.043773947	0.023951741	0.067725688	0	0	0	0	0	0	0	0	0
0.002373835	0.012124252	0.008528786	0.023026873	0.001903879	0	0.000677883	0.002581762	0.048497007	0.024367961	0.07544673	734.8659123	0	39.79488373	774.660796	0.002414731	0	0.02321374	0.025628472	0.002945533
0.02514765	0.038952004	0.531694852	0.595794506	0.025699678	0	0.001650687	0.027350364	0.155808015	1.519128148	1.702286528	13257.66573	59.5199279	196.0599764	13513.24563	0.05270286	0.05221419	0.200656428	0.305573478	0.093987431
0.352666571	0.041710263	0.379563392	0.773940227	0.358147471	0.010465117	0	0.368612589	0.166841052	1.084466835	1.619920476	7755.079524	48.20434069	0	7803.283865	0.072649613	0.001958182	0	0.074607795	1.221815937
0	0.010010569	0.068322136	0.078332705	0	0	0	0	0.040042277	0.195206102	0.235248379	0	0	0	0	0	0	0	0	0
0.002783321	0.005076287	0.080839868	0.088699475	0.002869686	0	0.000157429	0.003027115	0.020305147	0.230971051	0.254303313	1949.500276	9.466764152	26.07131728	1985.038357	0.004423455	0.006994107	0.026738098	0.03815566	0.012320871
0.148951346	0.018447704	0.195853122	0.363252173	0.150977165	0.004709101	0	0.155686265	0.073790815	0.55958035	0.789057431	4029.98386	34.04053125	0	4064.024391	0.030446278	0.000865783	0	0.031312061	0.634925598
0	0.002454656	0.019545195	0.021999851	0	0	0	0	0.009818623	0.055843416	0.065662038	0	0	0	0	0	0	0	0	0
0.013878765	0.004505977	0.018925088	0.03730983	0.009749284	0	0.005114012	0.014863296	0.018023907	0.054071679	0.086958881	858.9861652	0	68.14939328	927.1355585	0.706003324	0	0.246629527	0.95263285	0.168937565
0.190007173	0.348827108	0.563504435	1.102338715	0.172106489	0	0.034543647	0.206650137	1.395308431	1.61001267	3.211971238	64165.47145	0	1968.411044	66133.88249	0.424075439	0	1.436912246	1.860987685	0.875412188
0.00779772	0.00463727	0.007632456	0.020067446	0.008150298	0	0	0.008150298	0.018549081	0.021807016	0.048506395	874.3017916	0	0	874.3017916	0.00108588	0	0	0.00108588	0.137746603
0	0.010559611	0.008096151	0.018655762	0	0	0	0	0.042238444	0.023131859	0.065370303	0	0	0	0	0	0	0	0	0
0.001557245	0.007379357	0.005186628	0.014123229	0.001239207	0	0.000454439	0.001693646	0.029517426	0.014818936	0.046030008	448.103387	0	30.38234269	478.4857297	0.001465814	0	0.014453717	0.015919531	0.00178634
0.000719857	0.001909761	0.00980922	0.012438837	0.000780738	0	2.17206E-06	0.00078291	0.007639043	0.028026342	0.036448294	1181.392028	0	0.199067156	1181.591096	0.003532383	0	0.000228636	0.00376102	0.010230294
0.026627275	0.001380255	0.005297549	0.033305079	0.027831242	0	0	0.027831242	0.005521018	0.015135855	0.048488115	361.0917987	0	0	361.0917987	0.001421124	0	0	0.001421124	0.05689016
0.002891	0.00677619	0.034742655	0.044409845	0.002737265	0	0.000406962	0.003144226	0.02710476	0.099264729	0.129513715	3580.993219	22.12950607	36.15178023	3639.274505	0.011012979	0.011698946	0.035012382	0.057724307	0.02439884
0.073678021	0.038859051	0.200537097	0.313074169	0.074837299	0.002172115	0	0.077009414	0.155436205	0.572963135	0.805408753	13767.45762	672.7026621	0	14440.16028	0.006066836	0.002793329	0	0.008860166	2.169068555
0	0.008340143	0.021511352	0.029851495	0	0	0	0	0.033360571	0.061461006	0.094821577	0	0	0	0	0	0	0	0	0
0.000324067	0.000574757	0.002977123	0.003875947	0.000247579	0.000104873	0	0.000352452	0.002299028	0.008506066	0.011157547	169.8116167	25.20797014	0	195.0195868	0.125984536	0.075469667	0	0.201454203	0.034617209
0.000479453	0.001215656	0.006279795	0.007974904	0.000454356	0	6.70937E-05	0.000521449	0.004862625	0.017942271	0.023326345	654.4163266	3.932390924	6.502266554	664.8509841	0.00324993	0.002059228	0.007245148	0.012554306	0.006458969
0.020949256	0.0024834	0.017472194	0.04090485	0.021767264	0.000129224	0	0.021896489	0.009933599	0.049920554	0.081750642	1052.638268	31.39868257	0	1084.03695	0.001913488	0.000532196	0	0.002445684	0.165843588
0	0.00023208	0.000598649	0.000830729	0	0	0	0	0.000928322	0.001710425	0.002638747	0	0	0	0	0	0	0	0	0
6.29189E-05	0.000161567	0.000838769	0.001063255	6.37321E-05	4.6979E-06	0	6.843E-05	0.000646266	0.002396483	0.00311118	46.14775138	1.187046479	0	47.33479786	0.035025793	0.004023543	0	0.039049336	0.009407521
0.000373305	0.000773212	0.006194235	0.007340752	0.000388724	0	1.72793E-05	0.000406003	0.003092846	0.017697814	0.021196664	322.2526095	18.81183989	1.61621073	342.6806601	0.002699336	0.018364908	0.002158763	0.023223007	0.008625297
0.006509513	0.001201849	0.006357395	0.014068758	0.006571371	0.000232473	0	0.006803844	0.004807397	0.018163987	0.029775228	452.5323361	40.28188543	0	492.8142215	0.000973134	0.000144376	0	0.00111751	0.071296654
0	0.000219777	0.000650198	0.000869976	0	0	0	0	0.00087911	0.00185771	0.002736819	0	0	0	0	0	0	0	0	0
0.000604198	0.000397791	0.002152592	0.003154581	0.000568729	8.83918E-05	0	0.000657121	0.001591163	0.006150263	0.008398546	200.5961155	24.58266072	0	225.1787763	0.511113129	0.081722347	0	0.592835477	0.04089283
0.000325693	0.000593411	0.008584584	0.009503688	0.000348049	0	6.17204E-06	0.000354221	0.002373645	0.024527383	0.027255249	299.1559824	0	0.795448009	299.9514304	0.000606324	0	0.000923664	0.001529988	0.002957539
0.001289086	0.001500854	0.007783228	0.010573169	0.001347373	0	0	0.001347373	0.006003416	0.022237796	0.029588585	230.0841627	0	0	230.0841627	0.000603489	0	0	0.000603489	0.036249854
0	0.005111791	0.012286907	0.017398698	0	0	0	0	0.020447165	0.035105449	0.055552613	0	0	0	0	0	0	0	0	0
0.000421774	0.005573165	0.026420035	0.032414974	0.000440845	0	0	0.000440845	0.022292661	0.075485814	0.09821932	1294.676597	0	0	1294.676597	2.876695717	0	0	2.876695717	0.263928294
8.0646E-06	3.38399E-05	0.000208716	0.00025062	8.22037E-06	0	5.50622E-07	8.77099E-06	0.00013536	0.00059633	0.000740461	12.61735779	0	0.056002855	12.67336065	0.000578982	0	1.27254E-07	0.000579109	0.000816517
1.425916314	0.476120635	1.5081073	3.410144249	1.479014474	0.011375447	0	1.490389922	1.90448254	4.308878001	7.703750463	73166.45472	4974.738768	0	78141.19348	0.030064099	0.114446508	0	0.144510607	11.52740474
0	0.038071656	0.065975839	0.104047496	0	0	0	0	0.152286625	0.188502398	0.340789023	0	0	0	0	0	0	0	0	0
0.002897337	0.013298859	0.0792275	0.095423696	0.002557231	0.000593887	0	0.003151118	0.053195435	0.226364286	0.282710839	1734.150563	207.8219064	0	1941.97247	1.603742085	0.500804882	0	2.104546966	0.353517937
0.517622968	1.080363154	1.450451702	3.048437823	0.471893171	0	0.091069034	0.562962206	4.321452614	4.144147719	9.028562539	131843.1748	0	3761.36414	135604.5389	0.76830364	0	2.893424036	3.661727676	1.922613313
0.002938934	0.001168297	0.001599918	0.005707149	0.003071819	0	0	0.003071819	0.004673189	0.004571196	0.012316204	125.5600823	0	0	125.5600823	0.00036591	0	0	0.00036591	0.019782042
0	0.130248986	0.099967381	0.230216367	0	0	0	0	0.520995944	0.285621089	0.806617033	0	0	0	0	0	0	0	0	0
0.011576795	0.049386055	0.034670903	0.095633753	0.009207676	0	0.003383145	0.012590821	0.197544219	0.099059723	0.309194763	3060.314259	0	142.1321299	3202.446389	0.010037219	0	0.097712928	0.107750147	0.012256197
0.055923086	0.083172872	0.137020839	0.276116797	0.050706781	0	0.010114677	0.060821459	0.332691489	0.391488111	0.785001059	12278.10157	0	388.8065631	12666.90814	0.145181678	0	0.360524837	0.505706515	0.243030162
4.27836E-06	7.22846E-07	1.13542E-06	6.13662E-06	4.47181E-06	0	0	4.47181E-06	2.89138E-06	3.24404E-06	1.06072E-05	0.130398648	0	0	0.130398648	4.5755E-07	0	0	4.5755E-07	2.05444E-05
0	0.001383423	0.001059586	0.002443009	0	0	0	0	0.005533692	0.00302739	0.008561082	0	0	0	0	0	0	0	0	0
0.000162845	0.001058134	0.000746182	0.001967161	0.000131513	0	4.55953E-05	0.000177108	0.004232535	0.002131949	0.006541592	62.58099697	0	3.071979818	65.65297678	0.000206758	0	0.001934178	0.002140936	0.000251995
0.301346106	0.605925964	0.967506405	1.874778474	0.275563772	0	0.052177613	0.327741385	2.423703855	2.764304013	5.515749253	89871.34725	0	2631.865683	92503.21294	0.580120511	0	1.986191914	2.566312425	1.280234909
0.004702999	0.002277449	0.003625981	0.010606429	0.004915648	0	0	0.004915648	0.009109796	0.010359945	0.02438539	311.9333384	0	0	311.9333384	0.000796938	0	0	0.000796938	0.049145224
0	0.01188645	0.009109692	0.020996142	0	0	0	0	0.0475458	0.026027691	0.073573491	0	0	0	0	0	0	0	0	0
0.002407017	0.012835113	0.009040612	0.024282743	0.001919536	0	0.000698315	0.002617851	0.051340454	0.02583032	0.079788624	774.2551995	0	42.47643211	816.7316316	0.002540384	0	0.024839951	0.027380335	0.003091455
0.023870642	0.037786323	0.515783303	0.577440267	0.024480716	0	0.001480785	0.025961501	0.15114529	1.473666579	1.65077337	12735.42094	57.92793684	191.1063698	12984.45525	0.046309293	0.050264607	0.192141125	0.288715026	0.085159647

PM2.5_TOTEX	PM2.5_PMTW	PM2.5_PMBW	PM2.5_TOTAL	PM10_RUNEX	PM10_IDLEX	PM10_STREX	PM10_TOTEX	PM10_PMTW	PM10_PMBW	PM10_TOTAL	CO2_RUNEX	CO2_IDLEX	CO2_STREX	CO2_TOTEX	CH4_RUNEX	CH4_IDLEX	CH4_STREX	CH4_TOTEX	N2O_RUNEX
0.328768573	0.04039546	0.367598686	0.736762719	0.333391395	0.010242634	0	0.343634029	0.16158184	1.05028196	1.555497829	7477.471013	46.84042927	0	7524.311442	0.067230259	0.001915705	0	0.069145964	1.178078603
0	0.012213495	0.083357102	0.095570597	0	0	0	0	0.048853979	0.238163148	0.287017127	0	0	0	0	0	0	0	0	0
0.002670509	0.004895918	0.077967491	0.085533918	0.002759689	0	0.000144733	0.002904423	0.019583671	0.222764259	0.245252353	1860.355175	9.156903396	25.24246964	1894.754548	0.003922842	0.006661421	0.025213159	0.035797421	0.011059031
0.142572712	0.017999662	0.191096414	0.351668789	0.144370264	0.004648954	0	0.149019218	0.071998649	0.545989755	0.767007622	3911.256103	33.49357188	0	3944.749675	0.029008697	0.000856359	0	0.029865056	0.616219992
0	0.002997237	0.023865501	0.026862739	0	0	0	0	0.011988949	0.068187147	0.080176096	0	0	0	0	0	0	0	0	0
0.014050669	0.004507702	0.018932336	0.037490707	0.009850123	0	0.005199541	0.015049665	0.018030809	0.054092388	0.087172862	858.4496676	0	67.50992599	925.9595936	0.697552266	0	0.243753833	0.941306099	0.167842011
0.180526153	0.349552232	0.565885991	1.095964376	0.163373945	0	0.032964717	0.196338662	1.398208928	1.616817118	3.211364708	63440.24596	0	1944.611434	65384.8574	0.402987614	0	1.37723871	1.780226325	0.843235983
0.00703466	0.00453037	0.007468594	0.019033624	0.007352736	0	0	0.007352736	0.018121479	0.02133884	0.046813056	842.5258471	0	0	842.5258471	0.00100922	0	0	0.00100922	0.13274029
0	0.011336674	0.008696494	0.020033168	0	0	0	0	0.045346695	0.024847127	0.070193822	0	0	0	0	0	0	0	0	0
0.001565327	0.007806458	0.005494951	0.014866736	0.001238404	0	0.000464032	0.001702436	0.031225833	0.015699859	0.048628128	471.6075984	0	32.35493622	503.9625346	0.001540871	0	0.015442199	0.016983069	0.001872983
0.00069916	0.001865377	0.009578597	0.012143134	0.000758294	0	2.10683E-06	0.000760401	0.007461506	0.027367419	0.035589326	1153.576407	0	0.192111751	1153.768518	0.003202068	0	0.000219793	0.003421862	0.009568915
0.024943572	0.00136883	0.005252386	0.031564789	0.02607141	0	0	0.02607141	0.005475321	0.015006817	0.046553548	358.0363877	0	0	358.0363877	0.001370395	0	0	0.001370395	0.056408779
0.002769985	0.006463452	0.033132378	0.042365815	0.002622155	0	0.000390457	0.003012612	0.025853809	0.094663936	0.123530357	3389.893988	21.18382145	34.49928501	3445.577094	0.009715866	0.011284063	0.033444006	0.054443935	0.022088582
0.06786587	0.038185673	0.196998667	0.30305021	0.069057799	0.001876664	0	0.070934463	0.152742693	0.562853335	0.786530491	13437.93591	658.4370336	0	14096.37294	0.005524781	0.002727504	0	0.008252286	2.117152275
0	0.010309827	0.026586173	0.036896	0	0	0	0	0.041239309	0.075960493	0.117199802	0	0	0	0	0	0	0	0	0
0.000326418	0.000571911	0.002961659	0.003859989	0.000248249	0.000106761	0	0.00035501	0.002287645	0.008461883	0.011104538	168.4272535	25.42952303	0	193.8567765	0.125443828	0.07558661	0	0.201030438	0.034334997
0.000455047	0.001137327	0.005874602	0.007466977	0.000430662	0	6.42439E-05	0.000494906	0.004549309	0.016784578	0.021828793	607.8119263	3.762106083	6.226258934	617.8002913	0.002944132	0.001969331	0.006936411	0.011849873	0.005794322
0.020018889	0.00249386	0.017602228	0.040114977	0.020801248	0.000122806	0	0.020924054	0.00997544	0.050292081	0.081191575	1050.592783	31.08230004	0	1081.675083	0.001821772	0.000530888	0	0.00235266	0.165521321
0	0.000278478	0.000718331	0.000996808	0	0	0	0	0.001113911	0.002052373	0.003166284	0	0	0	0	0	0	0	0	0
6.45092E-05	0.000163415	0.000848358	0.001076282	6.53254E-05	4.8343E-06	0	7.01597E-05	0.000653661	0.002423879	0.0031477	46.38166367	1.200512288	0	47.58217596	0.035546362	0.004046407	0	0.039592769	0.009455206
0.000366326	0.000761649	0.006101676	0.00722965	0.000381424	0	1.69889E-05	0.000398412	0.003046597	0.017433359	0.020878368	316.2721255	18.50741004	1.576734593	336.3562702	0.002071646	0.018158154	0.002088025	0.022317825	0.007677929
0.005684379	0.001163307	0.006152568	0.013000255	0.005745337	0.000196065	0	0.005941402	0.004653228	0.017578767	0.028173397	435.7977423	38.77739422	0	474.5751365	0.000859215	0.000140807	0	0.001000022	0.068660112
0	0.000270925	0.000800959	0.001071884	0	0	0	0	0.001083698	0.002288454	0.003372152	0	0	0	0	0	0	0	0	0
0.000603447	0.000396081	0.002143323	0.00314285	0.000566264	9.00387E-05	0	0.000656303	0.001584323	0.006123779	0.008364406	198.8736885	24.84958761	0	223.7232761	0.504522921	0.082222735	0	0.586745656	0.040541702
0.000308342	0.000556918	0.008122103	0.008987363	0.000329965	0	5.38534E-06	0.00033535	0.002227672	0.02320601	0.025769032	275.380657	0	0.710462002	276.091119	0.000549299	0	0.000824792	0.001374091	0.002692917
0.00118684	0.001375409	0.007190948	0.009753197	0.001240504	0	0	0.001240504	0.005501635	0.020545567	0.027287705	209.6532831	0	0	209.6532831	0.000555037	0	0	0.000555037	0.03303096
0	0.005596293	0.013612555	0.019208849	0	0	0	0	0.022385173	0.038893015	0.061278188	0	0	0	0	0	0	0	0	0
0.000420705	0.005338799	0.025281189	0.031040693	0.000439727	0	0	0.000439727	0.021355195	0.072231969	0.094026891	1238.914602	0	0	1238.914602	2.755216111	0	0	2.755216111	0.252560846
7.80653E-06	3.26439E-05	0.000201883	0.000242334	7.96715E-06	0	5.23172E-07	8.49032E-06	0.000130576	0.000576809	0.000715875	12.02464911	0	0.052766225	12.07741533	0.000550519	0	1.13547E-07	0.000550633	0.000775522
1.445573969	0.484913862	1.543236721	3.473724552	1.499564175	0.011372234	0	1.510936409	1.939655448	4.409247775	7.859839632	73597.69159	4996.158643	0	78593.85024	0.030103131	0.116208835	0	0.146311966	11.59534628
0	0.04445075	0.077272211	0.121722961	0	0	0	0	0.177803001	0.220777744	0.398580746	0	0	0	0	0	0	0	0	0
0.002891124	0.013281287	0.078876374	0.095048784	0.002536542	0.000607819	0	0.003144361	0.053125147	0.225361068	0.281630576	1719.75707	207.5910962	0	1927.348166	1.526270457	0.493662732	0	2.019933189	0.350583729
0.486561626	1.079887202	1.448976919	3.015425747	0.443318217	0	0.085861946	0.529180163	4.319548806	4.139934054	8.988663023	130353.601	0	3707.807265	134061.4082	0.735913488	0	2.770928062	3.506841549	1.891643164
0.002463261	0.0010599	0.001448928	0.004972089	0.002574639	0	0	0.002574639	0.004239599	0.004139794	0.010954032	112.0920806	0	0	112.0920806	0.000311541	0	0	0.000311541	0.017660153
0	0.134115252	0.102958736	0.237073988	0	0	0	0	0.536461008	0.294167818	0.830628826	0	0	0	0	0	0	0	0	0
0.011022658	0.049941777	0.035096302	0.096060738	0.008708535	0	0.003279611	0.011988146	0.19976711	0.100275149	0.312030405	3067.18331	0	143.8804034	3211.063713	0.010038507	0	0.099427308	0.109465816	0.012238823
0.050728225	0.082145677	0.135129408	0.268003311	0.045924274	0	0.0092473	0.055171574	0.328582709	0.386084024	0.769838307	11966.35489	0	376.1165653	12342.47146	0.127574582	0	0.33172009	0.459294672	0.222961023
3.97726E-06	7.46248E-07	1.17558E-06	5.89909E-06	4.1571E-06	0	0	4.1571E-06	2.98499E-06	3.35879E-06	1.05009E-05	0.13376323	0	0	0.13376323	4.40187E-07	0	0	4.40187E-07	2.10745E-05
0	0.001512575	0.001158993	0.002671568	0	0	0	0	0.006050301	0.003311408	0.009361709	0	0	0	0	0	0	0	0	0
0.000173383	0.001151863	0.000812712	0.002137959	0.000139419	0	4.91508E-05	0.00018857	0.004607453	0.002322035	0.007118059	68.00940711	0	3.387073484	71.39648059	0.000224257	0	0.002131654	0.002355911	0.000272929
0.286097191	0.609752232	0.97394074	1.869790163	0.261358292	0	0.049798507	0.311156799	2.439008928	2.782687828	5.532853555	89394.45077	0	2618.398793	92012.84956	0.561421852	0	1.932586533	2.494008384	1.255659868
0.004718447	0.002292263	0.00365025	0.01066096	0.004931794	0	0	0.004931794	0.009169054	0.010429286	0.024530134	310.432952	0	0	310.432952	0.000800313	0	0	0.000800313	0.048908838
0	0.012759772	0.009783369	0.022543141	0	0	0	0	0.051039086	0.027952483	0.07899157	0	0	0	0	0	0	0	0	0
0.002430729	0.013485049	0.00950525	0.025421029	0.001927858	0	0.000715782	0.00264364	0.053940196	0.027157859	0.083741694	809.6513588	0	44.99906548	854.6504243	0.002650881	0	0.026370904	0.029021784	0.003220782
0.022437346	0.036505879	0.498305248	0.557248473	0.02311018	0	0.001292481	0.024402661	0.146023516	1.42372928	1.594155457	12207.18029	56.20188204	185.7308909	12449.11306	0.040751405	0.048251772	0.184486828	0.273490005	0.075760553
0.308193923	0.039013119	0.355019383	0.702226426	0.312124063	0.010005022	0	0.322129085	0.156052476	1.014341095	1.492522657	7194.271708	45.46432364	0	7239.736031	0.0625677	0.001871174	0	0.064438873	1.133460437
0	0.014592672	0.099594989	0.114187662	0	0	0	0	0.05837069	0.284557113	0.342927803	0	0	0	0	0	0	0	0	0
0.002553659	0.0047019 57	0.074878666	0.082134283	0.002644863	0	0.000132474	0.002777338	0.018807828	0.213939046	0.235524212	1770.599877	8.823445679	24.34785694	1803.77118	0.003487414	0.006318163	0.02371395	0.033519527	0.009883569
0.136810173	0.017498605	0.185776852	0.340085629	0.138427862	0.00456826	0	0.142996122	0.069994418	0.530791005	0.743781545	3785.648392	32.87745504	0	3818.525847	0.027765918	0.000844518	0	0.028610436	0.596430446
0	0.003583926	0.028537014	0.03212094	0	0	0	0	0.014335706	0.081534325	0.095870031	0	0	0	0	0	0	0	0	0
0.014203965	0.004510008	0.018942019	0.037655991	0.009934789	0	0.005281156	0.015215945	0.01804003	0.054120053	0.087376028	857.9034458	0	66.89293075	924.7963765	0.68940472	0	0.241010376	0.930415096	0.166852388
0.171178864	0.350301461	0.56727327	1.088753595	0.154809166	0	0.031363467	0.186172633	1.401205845	1.62078077	3.208159248	62794.70539	0	1923.299349	64718.00474	0.383416574	0	1.322930933	1.706347507	0.814870935
0.006270187	0.004432419	0.007301818	0.018004424	0.006553697	0	0	0.006553697	0.017729676	0.020862336	0.045145709	813.3327221	0	0	813.3327221	0.000931732	0	0	0.000931732	0.128140902
0	0.012052219	0.009249969	0.021302188	0	0	0	0	0.048208874	0.026428484	0.074637358	0	0	0	0	0	0	0	0	0
0.001568392	0.008196593	0.005774506	0.015539491	0.001233871	0	0.000471898	0.001705769	0.032786374	0.016498589	0.050990731	492.6788759	0	34.20869928	526.8875752	0.001606561	0	0.016372038	0.017978599	0.001949519
0.000681221	0.001825583	0.009373697	0.011880501	0.000738841	0	2.04873E-06	0.00074089	0.007302332	0.026781992	0.034825214	1128.700574	0	0.185675545	1128.886249	0.002914732	0	0.000211587	0.003126319	0.00898629
0.023265913	0.001357467	0.005208266	0.029831646	0.024317895	0	0	0.024317895	0.005429868	0.01488076	0.044628523	355.1327083	0	0	355.1327083	0.001321198	0	0	0.001321198	0.055951303
0.002649356	0.006147833	0.031516587	0.040313776	0.002507031	0	0.000374385	0.002881416	0.024591333	0.090047391	0.11752014	3201.164265	20.23009881	32.84990406	3254.244268	0.008614798	0.010853383	0.031944795	0.051412976	0.020105365
0.06271022	0.03743369	0.193097206	0.293241115	0.063913283	0.001632415	0	0.065545698	0.149734759	0.551706302	0.766986758	13087.49176	641.9760274	0	13729.46779	0.005067484	0.002657827	0	0.007725311	2.061939657
0	0.012396734	0.031969062	0.044365797	0	0	0	0	0.049586938	0.091340178	0.140927115	0	0	0	0	0	0	0	0	0
0.000327047	0.000565931	0.002930637	0.003823614	0.000247803	0.00010789	0	0.000355693	0.002263722	0.008373248	0.010992663	166.2997596	25.47217893	0	191.7719385	0.124415572	0.075188571	0	0.199604142	0.033901294
0.000429383	0.001063402	0.005492795	0.00698558	0.000406088	0	6.09057E-05	0.000466994	0.004253607	0.0156937	0.020414301	564.4798663	3.59687867	5.951547975	574.0282929	0.002673682	0.001882299	0.006654958	0.01121094	0.005173873
0.019052488	0.002504049	0.017730443	0.039286979	0.01979783	0.000116126	0	0.019913956	0.010016194	0.050658409	0.08058856	1048.80489	30.73226101	0	1079.537151	0.001728167	0.000529287	0	0.002257453	0.165239638
0	0.000326157	0.000841395	0.001167552	0	0	0	0	0.001304627	0.002403986	0.003708613	0	0	0	0	0	0	0	0	0
6.62634E-05	0.000165414	0.000858732	0.001090409	6.70913E-05	4.97619E-06	0	7.20675E-05	0.000661654	0.002453519	0.003187241	46.67722051	1.214336661	0	47.89155717	0.036114825	0.004067337	0	0.040182162	0.009515457
0.000358876	0.000747661	0.005989617	0.007096155	0.00037364	0	1.66709E-05	0.000390311	0.002990645	0.017113192	0.020494147	309.2913766	18.13871656	1.532599916	328.9626931	0.001472916	0.017886107	0.002015389	0.021374411	0.006740172
0.004903224	0.001123488	0.005941087	0.011967799	0.004961924	0.000163003	0	0.005124926	0.004493952	0.016974533	0.026593412	418.7977929	37.25489878	0	456.0526917	0.000751294	0.000137271	0	0.000888565	0.065981763
0	0.000325814	0.000962828	0.001288641	0	0	0	0	0.001303255	0.002750936	0.004054191	0	0	0	0	0	0	0	0	0
0.00060027	0.000392753	0.002125283	0.003118307	0.000561468	9.13802E-05	0	0.000652848	0.001571013	0.006072238	0.008296099	196.3459889	25.03081505	0	221.376804	0.495882631	0.082430911	0	0.578313541	0.040026414
0.000294726	0.000526603	0.007738906	0.008560234	0.000315757	0	4.78469E-06	0.000320541	0.002106411	0.022111159	0.024538111	256.1492728	0	0.646258207	256.795531	0.000505015	0	0.000754696	0.001259711	0.002498533

PM2.5_TOTEX	PM2.5_PMTW	PM2.5_PMBW	PM2.5_TOTAL	PM10_RUNEX	PM10_IDLEX	PM10_STREX	PM10_TOTEX	PM10_PMTW	PM10_PMBW	PM10_TOTAL	CO2_RUNEX	CO2_IDLEX	CO2_STREX	CO2_TOTEX	CH4_RUNEX	CH4_IDLEX	CH4_STREX	CH4_TOTEX	N2O_RUNEX
0.001166585	0.001344524	0.00704281	0.009553919	0.001219332	0	0	0.001219332	0.005378096	0.020122315	0.026719743	204.6079876	0	0	204.6079876	0.000543414	0	0	0.000543414	0.032236072
0	0.005771314	0.014202512	0.019973826	0	0	0	0	0.023085256	0.040578606	0.063663862	0	0	0	0	0	0	0	0	0
0.000433962	0.005313039	0.025089562	0.030836562	0.000453584	0	0	0.000453584	0.021252155	0.071684462	0.093390201	1234.15792	0	0	1234.15792	2.745623429	0	0	2.745623429	0.251591165
7.53442E-06	3.13721E-05	0.000194684	0.00023359	7.69393E-06	0	5.00433E-07	8.19437E-06	0.000125488	0.000556239	0.000689922	11.43092874	0	0.049715093	11.48064383	0.000526818	0	9.75297E-08	0.000526915	0.000738482
1.467820727	0.494368986	1.579685576	3.541875289	1.522773504	0.011415562	0	1.534189067	1.977475944	4.513387361	8.025052371	74210.86539	5028.94767	0	79239.81306	0.030250563	0.118095358	0	0.148345922	11.69195206
0	0.050682025	0.088377537	0.139059562	0	0	0	0	0.202728101	0.252507248	0.455235349	0	0	0	0	0	0	0	0	0
0.002888212	0.013232008	0.078264274	0.094384493	0.002521182	0.000620012	0	0.003141194	0.05292803	0.223612211	0.279681435	1702.494068	206.8033361	0	1909.297404	1.456871752	0.486444391	0	1.943316143	0.347064553
0.457964957	1.079995351	1.448348998	2.986309306	0.417098546	0	0.08098013	0.498078676	4.319981406	4.138139993	8.956200075	129110.9607	0	3661.169302	132772.13	0.707120862	0	2.65859259	3.365713452	1.864943321
0.002049308	0.000969139	0.001322058	0.004340505	0.002141969	0	0	0.002141969	0.003876557	0.003777307	0.009795833	100.7949068	0	0	100.7949068	0.000264714	0	0	0.000264714	0.015880279
0	0.137521539	0.105595643	0.243117182	0	0	0	0	0.550086155	0.301701838	0.851787993	0	0	0	0	0	0	0	0	0
0.010492459	0.050396886	0.035447331	0.096336676	0.008239612	0	0.003171894	0.011411506	0.201587545	0.101278088	0.314277139	3070.242366	0	145.2928881	3215.535254	0.010029689	0	0.100891299	0.110920987	0.012211547
0.046411761	0.081276788	0.133511465	0.261200015	0.041964704	0	0.008512321	0.050477025	0.325107153	0.381461329	0.757045507	11696.21155	0	365.1910614	12061.40261	0.113439225	0	0.307299954	0.420739179	0.20778428
3.7386E-06	7.68154E-07	1.21367E-06	5.72042E-06	3.90764E-06	0	0	3.90764E-06	3.07262E-06	3.46764E-06	1.04479E-05	0.136940132	0	0	0.136940132	4.27055E-07	0	0	4.27055E-07	2.1575E-05
0	0.001633127	0.001251898	0.002885025	0	0	0	0	0.006532509	0.003576852	0.01010936	0	0	0	0	0	0	0	0	0
0.000183207	0.00123917	0.000874747	0.002297124	0.000146701	0	5.25538E-05	0.000199254	0.004956681	0.002499277	0.007655212	73.06226531	0	3.691692395	76.7539577	0.000240462	0	0.002321772	0.002562234	0.000292234
0.271482801	0.613137431	0.979575867	1.864196099	0.247817501	0	0.047444816	0.295262317	2.452549724	2.798788192	5.546600232	88958.16506	0	2605.762047	91563.9271	0.544309755	0	1.882436584	2.426746339	1.233117161
0.004735764	0.002306592	0.003673646	0.010716002	0.004949894	0	0	0.004949894	0.009226367	0.010496131	0.024672392	309.2408899	0	0	309.2408899	0.000803775	0	0	0.000803775	0.048721028
0	0.01356245	0.010403202	0.023965652	0	0	0	0	0.054249799	0.029723434	0.083973234	0	0	0	0	0	0	0	0	0
0.002446038	0.014072637	0.009925775	0.026444449	0.00193025	0	0.000730039	0.002660289	0.056290548	0.028359357	0.087310194	841.4453576	0	47.3445882	888.7899458	0.002749539	0	0.027795537	0.030545076	0.003335737
0.021016954	0.035132661	0.479560824	0.535710439	0.02173793	0	0.001119925	0.022857855	0.140530645	1.370173784	1.533562283	11667.35092	54.42241973	179.9564433	11901.72978	0.034911094	0.046263219	0.176117125	0.257291438	0.067636168
0.286683302	0.037506069	0.341305224	0.665494595	0.289917877	0.009727972	0	0.299645849	0.150024275	0.975157784	1.424827908	6892.853144	43.93920568	0	6936.79235	0.05782397	0.001819667	0	0.059643638	1.08597182
0	0.017136328	0.116955436	0.134091764	0	0	0	0	0.068545311	0.334158389	0.4027037	0	0	0	0	0	0	0	0	0
0.00242397	0.004499257	0.07165067	0.078573897	0.00251709	0	0.000119199	0.002636289	0.017997028	0.204716199	0.225349516	1680.111202	8.478752683	23.41683553	1712.00679	0.003035744	0.005977632	0.022233639	0.031247015	0.008799981
0.130378415	0.016930609	0.179746628	0.327055652	0.131811539	0.004462009	0	0.136273549	0.067722435	0.513561795	0.717557778	3647.724852	32.13721111	0	3679.862063	0.026463644	0.000829042	0	0.027292686	0.574700536
0	0.004211747	0.033536035	0.037747781	0	0	0	0	0.016846988	0.095817242	0.112664229	0	0	0	0	0	0	0	0	0
0.014350899	0.004513309	0.018955884	0.037820092	0.010013414	0	0.005361773	0.015375186	0.018053235	0.054159668	0.08758809	857.6732397	0	66.40146574	924.0747055	0.68247462	0	0.238757241	0.921231861	0.166039817
0.162474075	0.351071784	0.568670309	1.082216169	0.146870705	0	0.029834676	0.176705381	1.404287138	1.624772312	3.20576483	62238.3762	0	1904.850804	64143.227	0.366913154	0	1.275370621	1.642283775	0.791325736
0.005571609	0.004343992	0.007148218	0.01706382	0.005823533	0	0	0.005823533	0.017375968	0.02042348	0.043622981	786.9970131	0	0	786.9970131	0.00086098	0	0	0.00086098	0.1239917
0	0.012706706	0.009756779	0.022463485	0	0	0	0	0.050826824	0.027876512	0.078703336	0	0	0	0	0	0	0	0	0
0.001568938	0.00855318	0.006030278	0.016152395	0.001227914	0	0.000478449	0.001706363	0.034212718	0.017229365	0.053148447	511.8875391	0	35.95848043	547.8460195	0.00166612	0	0.017248235	0.018914356	0.00201861
0.000667614	0.001791109	0.009196219	0.011654943	0.000724089	0	2.00284E-06	0.000726091	0.007164437	0.026274912	0.034165441	1107.159625	0	0.180103572	1107.339729	0.002693202	0	0.000204474	0.002897676	0.008524182
0.021654498	0.001346736	0.005166623	0.028167856	0.022633618	0	0	0.022633618	0.005386944	0.014761779	0.042782341	352.3981221	0	0	352.3981221	0.001273805	0	0	0.001273805	0.055520468
0.002530375	0.005827809	0.02987786	0.038236044	0.002391008	0	0.000361006	0.002752014	0.023311235	0.085365315	0.111428564	3013.575682	19.27460102	31.21320271	3064.063485	0.007727044	0.010407496	0.030486117	0.048620657	0.018409176
0.05813854	0.036635003	0.188952116	0.283725658	0.059342503	0.001424804	0	0.060767307	0.14654001	0.539863187	0.747170505	12727.51845	623.9156468	0	13351.4341	0.00466164	0.002584803	0	0.007246443	2.005225716
0	0.014567312	0.037568801	0.052136113	0	0	0	0	0.058269247	0.107339431	0.165608678	0	0	0	0	0	0	0	0	0
0.000326487	0.000558995	0.002894599	0.003780081	0.000246591	0.000108494	0	0.000355085	0.00223598	0.008270283	0.010861348	163.9193631	25.40825431	0	189.3276174	0.123103218	0.074526805	0	0.197630023	0.033416034
0.000404088	0.000993026	0.005128443	0.006525557	0.000381735	0	5.77476E-05	0.000439483	0.003972103	0.014652695	0.01906428	523.7795464	3.441792059	5.696200915	532.9175393	0.00244869	0.001799244	0.006360916	0.01060885	0.004673853
0.018138137	0.002514078	0.017854885	0.0385071	0.018848275	0.000109989	0	0.018958263	0.010056311	0.051013956	0.080028531	1047.261647	30.32787391	0	1077.589521	0.001637793	0.000526938	0	0.00216473	0.164996499
0	0.000374912	0.000967082	0.001341994	0	0	0	0	0.001499646	0.002763093	0.004262739	0	0	0	0	0	0	0	0	0
6.8022E-05	0.00016738	0.000868933	0.001104335	6.88611E-05	5.119E-06	0	7.39801E-05	0.00066952	0.002482666	0.003226167	46.97764977	1.228051618	0	48.20570138	0.036677167	0.004086146	0	0.040763313	0.009576701
0.000353883	0.000732747	0.005870314	0.006956945	0.000368406	0	1.64749E-05	0.00038488	0.002930988	0.016772327	0.020088195	302.0493211	17.75455317	1.490944302	321.2948185	0.001062622	0.017584475	0.00193618	0.020583277	0.005961728
0.004179877	0.001082938	0.005725869	0.010988684	0.004235237	0.000133635	0	0.004368872	0.004331753	0.016359625	0.02506025	401.7458925	35.74398416	0	437.4898767	0.000653139	0.000133769	0	0.000786907	0.063295229
0	0.000383836	0.001134179	0.001518016	0	0	0	0	0.001535345	0.003240513	0.004775858	0	0	0	0	0	0	0	0	0
0.000594758	0.00038787	0.002098811	0.003081439	0.000554427	9.24272E-05	0	0.000646854	0.001551482	0.005996602	0.008194938	193.0507077	25.12433509	0	218.1750428	0.485278966	0.082325812	0	0.567604778	0.03935465
0.000266518	0.000478473	0.007127088	0.007872079	0.000285933	0	3.92961E-06	0.000289863	0.001913893	0.020363108	0.022566864	222.1904679	0	0.556331706	222.7467996	0.000419398	0	0.000629911	0.00104931	0.002019382
0.000854056	0.00097707	0.005323718	0.007154844	0.000892673	0	0	0.000892673	0.003908281	0.015210623	0.020011577	151.4071312	0	0	151.4071312	0.000400746	0	0	0.000400746	0.023854255
0	0.007333267	0.017922513	0.02525578	0	0	0	0	0.029333068	0.05120718	0.080540248	0	0	0	0	0	0	0	0	0
0.000379087	0.004287614	0.020436956	0.025103658	0.000396228	0	0	0.000396228	0.017150457	0.058391303	0.075937988	997.1125955	0	0	997.1125955	2.21413586	0	0	2.21413586	0.203267925
7.26697E-06	3.01286E-05	0.000187686	0.000225081	7.42089E-06	0	4.82596E-07	7.90349E-06	0.000120514	0.000536245	0.000664663	10.86506373	0	0.04679955	10.91186328	0.000506978	0	9.28835E-08	0.000507071	0.000697089
1.486644484	0.503197142	1.613404159	3.603245785	1.542357141	0.01150681	0	1.553863951	2.012788568	4.609726169	8.176378687	74770.70153	5071.507083	0	79842.20861	0.030401668	0.120086348	0	0.150488016	11.78015448
0	0.056532831	0.098861871	0.155394702	0	0	0	0	0.226131324	0.282462487	0.508593811	0	0	0	0	0	0	0	0	0
0.002882287	0.013139469	0.077458516	0.093480272	0.002504987	0.000629764	0	0.003134751	0.052557874	0.221310045	0.277002669	1681.364364	205.4846514	0	1886.849016	1.391858261	0.47839427	0	1.870252531	0.342757125
0.433035773	1.080591828	1.449767546	2.963395146	0.394328542	0	0.076637371	0.470965913	4.322367312	4.142192988	8.935526213	128106.4925	0	3621.293949	131727.7865	0.682019599	0	2.556309582	3.238329181	1.842130671
0.001672897	0.000894602	0.0012184	0.003785898	0.001748538	0	0	0.001748538	0.003578406	0.003481142	0.008808086	91.45913076	0	0	91.45913076	0.000223847	0	0	0.000223847	0.014409423
0	0.140497703	0.107900686	0.248398389	0	0	0	0	0.561990812	0.308287675	0.870278487	0	0	0	0	0	0	0	0	0
0.009997709	0.050766538	0.035745834	0.096510081	0.007810424	0	0.003062997	0.010873421	0.20306615	0.102130954	0.316070526	3072.390759	0	146.4279237	3218.818683	0.010027768	0	0.102137165	0.112164933	0.012186785
0.042900608	0.080481981	0.132137503	0.255520093	0.038762448	0	0.007895878	0.046658326	0.321927925	0.377535723	0.746121974	11451.78682	0	355.0027191	11806.78954	0.100596878	0	0.28454146	0.385138338	0.19402531
1.90423E-06	7.72716E-07	1.22143E-06	3.89838E-06	1.99033E-06	0	0	1.99033E-06	3.09086E-06	3.48981E-06	8.571E-06	0.136735204	0	0	0.136735204	2.94562E-07	0	0	2.94562E-07	2.15427E-05
0	0.00174498	0.001338204	0.003083184	0	0	0	0	0.006979919	0.00382344	0.010803358	0	0	0	0	0	0	0	0	0
0.000192407	0.001320133	0.000932612	0.002445153	0.000153464	0	5.57967E-05	0.00020926	0.005280532	0.002664607	0.008154399	77.7943865	0	3.985079454	81.77946596	0.000255772	0	0.002504059	0.002759831	0.000310181
0.258510906	0.616116288	0.985412193	1.860039387	0.235867066	0	0.045287131	0.281154197	2.464465151	2.815463409	5.561082757	88577.90986	0	2594.570294	91172.48016	0.529604705	0	1.837086243	2.366690949	1.213248181
0.00475745	0.002320931	0.003700691	0.010779073	0.004972561	0	0	0.004972561	0.009283726	0.010573404	0.02482969	308.3957724	0	0	308.3957724	0.000809603	0	0	0.000809603	0.04858788
0	0.014294565	0.010969098	0.025263663	0	0	0	0	0.05717826	0.031340281	0.088518541	0	0	0	0	0	0	0	0	0
0.002456377	0.014601997	0.010308094	0.027366468	0.001929828	0	0.000741705	0.002671534	0.058407987	0.029451698	0.090531219	870.5015176	0	49.52101258	920.0225302	0.002841577	0	0.029117244	0.03195882	0.00344027
0.020095256	0.033856026	0.462136088	0.51608737	0.020797445	0	0.001057979	0.021855425	0.135424103	1.320388824	1.477668352	11169.56185	52.77145718	174.2596787	11396.59298	0.030234711	0.04442629	0.168270666	0.242931667	0.059710674
0.267312328	0.036093347	0.328448616	0.63185429	0.26993333	0.009465676	0	0.279399005	0.144373388	0.938424616	1.362197009	6608.140458	42.46352662	0	6650.603985	0.053530473	0.001769103	0	0.055299576	1.04111522
0	0.019548564	0.133419129	0.152967693	0	0	0	0	0.078194255	0.381197513	0.459391768	0	0	0	0	0	0	0	0	0
0.002316432	0.004308349	0.068610696	0.075235477	0.002408894	0	0.000110437	0.002519331	0.017233396	0.19603056	0.215783287	1595.115011	8.143711046	22.50465755	1625.763379	0.002663729	0.005651295	0.020839274	0.029154298	0.007825697
0.125026723	0.016389768	0.174004245	0.315420736	0.126305476	0.004374401	0	0.130679877	0.065559072	0.497154986	0.693393934	3515.536406	31.40032253	0	3546.936728	0.02521599	0.000813473	0	0.026029462	0.553874192
0	0.004808367	0.03828661	0.043094977	0	0	0	0	0.019233468	0.109390315	0.128623783	0	0	0	0	0	0	0	0	0

PM2.5_TOTEX	PM2.5_PMTW	PM2.5_PMBW	PM2.5_TOTAL	PM10_RUNEX	PM10_IDLEX	PM10_STREX	PM10_TOTEX	PM10_PMTW	PM10_PMBW	PM10_TOTAL	CO2_RUNEX	CO2_IDLEX	CO2_STREX	CO2_TOTEX	CH4_RUNEX	CH4_IDLEX	CH4_STREX	CH4_TOTEX	N2O_RUNEX
0.014492378	0.004516477	0.018969445	0.037978301	0.01009001	0	0.005438489	0.0155285	0.01806591	0.054198414	0.087792823	857.6397966	0	65.95542708	923.5952237	0.676514869	0	0.236673189	0.913188058	0.165318602
0.155121489	0.351858715	0.570625095	1.077605298	0.140161302	0	0.028547471	0.168708773	1.407434859	1.630357413	3.206501045	61772.6034	0	1889.317114	63661.92051	0.353596629	0	1.234610262	1.588206891	0.772181003
0.004967776	0.004264845	0.007014779	0.0162474	0.005192397	0	0	0.005192397	0.017059379	0.020042225	0.042294001	763.2732786	0	0	763.2732786	0.000800708	0	0	0.000800708	0.120254016
0	0.013302112	0.010218315	0.023520427	0	0	0	0	0.053208449	0.029195186	0.082403635	0	0	0	0	0	0	0	0	0
0.001567837	0.008876689	0.006264488	0.016709014	0.001221424	0	0.000483743	0.001705166	0.035506754	0.017898537	0.055110458	529.5827896	0	37.59755203	567.1803416	0.001722101	0	0.018067958	0.019790059	0.002081927
0.000657311	0.001761767	0.009045518	0.011464596	0.000712917	0	1.96822E-06	0.000714885	0.007047068	0.025844338	0.033606291	1088.669064	0	0.175341988	1088.844406	0.002525069	0	0.000198405	0.002723474	0.008159788
0.020112326	0.001335792	0.005124312	0.026572429	0.021021716	0	0	0.021021716	0.005343167	0.01464089	0.041005773	349.5744951	0	0	349.5744951	0.001229401	0	0	0.001229401	0.055075604
0.002418548	0.005530293	0.028355391	0.036304232	0.002281762	0	0.00034863	0.002630392	0.022121173	0.081015402	0.105766967	2840.341327	18.37523918	29.68487586	2888.401442	0.006973451	0.009984116	0.029085781	0.046043348	0.016824326
0.054557784	0.035897397	0.185126002	0.275581183	0.055754972	0.001269673	0	0.057024645	0.143589588	0.528931433	0.729545666	12392.61916	605.5597794	0	12998.17894	0.004346816	0.002515865	0	0.006862682	1.952462195
0	0.016687962	0.043041832	0.059729794	0	0	0	0	0.066751847	0.122976663	0.18972851	0	0	0	0	0	0	0	0	0
0.000325507	0.000551715	0.002856983	0.003734205	0.000245299	0.00010872	0	0.000354019	0.002206859	0.008162808	0.010723686	161.4659158	25.24795708	0	186.7138728	0.121743463	0.073556934	0	0.195300398	0.032915883
0.000382573	0.000930099	0.004803127	0.006115799	0.000360551	0	5.55318E-05	0.000416083	0.003720398	0.013723219	0.0178597	487.5951334	3.294699826	5.449871283	496.3397045	0.002271542	0.001721662	0.006078385	0.010071589	0.004297967
0.017318736	0.002524025	0.01797531	0.037818071	0.017997514	0.000104298	0	0.018101812	0.010096102	0.051358028	0.079555942	1046.194176	29.91415382	0	1076.108329	0.001558845	0.000524666	0	0.002083511	0.164828318
0	0.000420391	0.001084398	0.001504789	0	0	0	0	0.001681564	0.003098281	0.004779845	0	0	0	0	0	0	0	0	0
6.9737E-05	0.000169257	0.000878647	0.001117641	7.05977E-05	5.2476E-06	0	7.58453E-05	0.000677028	0.002510419	0.003263293	47.28278936	1.238867161	0	48.52165652	0.037213683	0.004095811	0	0.041309493	0.009638906
0.000352095	0.000714668	0.005725267	0.006792029	0.000366496	0	1.64386E-05	0.000382935	0.002858671	0.016357905	0.019599511	293.393013	17.27559608	1.447204451	312.1158135	0.00086164	0.017182551	0.001874825	0.019919016	0.005538593
0.003532434	0.001043849	0.005518533	0.010094816	0.003583792	0.000108364	0	0.003692156	0.004175395	0.015767237	0.023634787	385.3762474	34.28877865	0	419.6650261	0.000565685	0.000130358	0	0.000696042	0.060716185
0	0.000441186	0.001303578	0.001744765	0	0	0	0	0.001764745	0.003724509	0.005489254	0	0	0	0	0	0	0	0	0
0.000587847	0.000382068	0.002067391	0.003037306	0.000546068	9.3269E-05	0	0.000639337	0.001528271	0.005906832	0.00807444	189.2862525	25.14402023	0	214.4302727	0.473392538	0.081927743	0	0.555320281	0.038587241
0.000264753	0.000474566	0.007100455	0.007839773	0.000284254	0	3.68817E-06	0.000287943	0.001898264	0.020287013	0.02247322	217.1728133	0	0.534611675	217.7074249	0.0004106	0	0.000609878	0.001020477	0.001987252
0.000805862	0.000912576	0.004837632	0.006556071	0.0008423	0	0	0.0008423	0.003650306	0.013821806	0.018314411	139.7061358	0	0	139.7061358	0.00037397	0	0	0.00037397	0.022010759
0	0.008111311	0.019952081	0.028063392	0	0	0	0	0.032445244	0.057005946	0.089451189	0	0	0	0	0	0	0	0	0
0.000368559	0.003917145	0.018596183	0.022881886	0.000385223	0	0	0.000385223	0.015668579	0.053131952	0.069185754	909.6906585	0	0	909.6906585	2.022876967	0	0	2.022876967	0.185446392
7.01471E-06	2.89358E-05	0.00018097	0.000216921	7.16114E-06	0	4.6799E-07	7.62913E-06	0.000115743	0.000517058	0.00064043	10.3417678	0	0.044472354	10.38624015	0.000487302	0	1.23478E-07	0.000487426	0.00065758
1.510822326	0.51275887	1.648315477	3.671896673	1.567501679	0.011633329	0	1.579135007	2.05103548	4.709472791	8.339643278	75541.2405	5127.807606	0	80669.04811	0.030673642	0.122274989	0	0.152948631	11.9015532
0	0.062105976	0.108867558	0.170973534	0	0	0	0	0.248423905	0.311050166	0.559474071	0	0	0	0	0	0	0	0	0
0.002876225	0.013039154	0.076597118	0.092512496	0.002489163	0.000638994	0	0.003128157	0.052156615	0.218848909	0.27413368	1659.904815	204.1459125	0	1864.050728	1.331929954	0.471090296	0	1.803020251	0.338382455
0.410848895	1.081670477	1.450598949	2.943118322	0.374124407	0	0.072711253	0.446835659	4.32668191	4.144568426	8.918085995	127299.9641	0	3589.541088	130889.5052	0.660971794	0	2.468584518	3.129556312	1.823806142
0.001379633	0.000835228	0.001134831	0.003349691	0.001442013	0	0	0.001442013	0.003340911	0.003242374	0.008025299	84.0128904	0	0	84.0128904	0.00019128	0	0	0.00019128	0.013236265
0	0.14307967	0.10990127	0.25298094	0	0	0	0	0.572318681	0.314003629	0.88632231	0	0	0	0	0	0	0	0	0
0.009536629	0.051063393	0.035978288	0.09657831	0.007416328	0	0.002955626	0.010371954	0.204253574	0.102795108	0.317420636	3070.821887	0	147.3375961	3218.159483	0.010008157	0	0.103197008	0.113205165	0.012150655
0.03984447	0.079811425	0.130860038	0.250515932	0.035980822	0	0.007353675	0.043334496	0.319245699	0.373885822	0.736466017	11239.0978	0	346.2724128	11585.37021	0.090064195	0	0.265152361	0.355216556	0.18265897
1.90589E-06	7.92599E-07	1.25669E-06	3.95518E-06	1.99206E-06	0	0	1.99206E-06	3.1704E-06	3.59054E-06	8.753E-06	0.139696085	0	0	0.139696085	2.98561E-07	0	0	2.98561E-07	2.20092E-05
0	0.001848376	0.001418077	0.003266453	0	0	0	0	0.007393504	0.004051648	0.011445152	0	0	0	0	0	0	0	0	0
0.000200835	0.001394883	0.000985839	0.002581557	0.000159551	0	5.88748E-05	0.000218426	0.005579532	0.002816683	0.008614642	82.11760385	0	4.266553025	86.38415688	0.000269499	0	0.002678231	0.002947729	0.000326377
0.246575436	0.618744753	0.989700523	1.855020711	0.224897339	0	0.043275945	0.268173284	2.474979012	2.82771578	5.570868076	88233.13265	0	2585.140603	90818.27325	0.517034551	0	1.79715453	2.314189081	1.196341325
0.004781098	0.002335381	0.003724787	0.010841266	0.004997278	0	0	0.004997278	0.009341522	0.010642249	0.024981049	307.9813001	0	0	307.9813001	0.000813706	0	0	0.000813706	0.048522579
0	0.014956317	0.011481071	0.026437388	0	0	0	0	0.059825269	0.032803059	0.092628327	0	0	0	0	0	0	0	0	0
0.002459819	0.015072945	0.010645815	0.02817858	0.001924532	0	0.000750746	0.002675278	0.060291781	0.030416615	0.093383674	895.7316967	0	51.51593358	947.2476302	0.002918952	0	0.03032984	0.033248791	0.003529535
0.019288137	0.032696178	0.44630412	0.498288435	0.019972451	0	0.001005157	0.020977608	0.130784714	1.275154628	1.42691695	10725.96712	51.22995949	168.8867537	10946.08384	0.026288477	0.042724842	0.161261825	0.230275144	0.053052508
0.248323305	0.034757704	0.316294304	0.599375314	0.250356303	0.00919508	0	0.259551383	0.139030817	0.903698013	1.302280213	6341.829868	40.96047502	0	6382.790343	0.049422983	0.001717002	0	0.051139985	0.999157878
0	0.021771102	0.148587962	0.170359064	0	0	0	0	0.087084408	0.424537035	0.511621442	0	0	0	0	0	0	0	0	0
0.002227639	0.004137555	0.065890792	0.072255985	0.002319301	0	0.00010346	0.002422761	0.016550219	0.188259404	0.207232384	1520.202169	7.83468872	21.66790626	1549.704764	0.002381155	0.005350183	0.019591569	0.027322907	0.007041181
0.119407294	0.015870162	0.168487784	0.30376524	0.120527509	0.004278853	0	0.124806362	0.06348065	0.481393668	0.669680679	3390.162379	30.62194387	0	3420.784323	0.023967813	0.000796647	0	0.02476446	0.534121463
0	0.005360178	0.042680397	0.048040575	0	0	0	0	0.02144071	0.121943992	0.143384702	0	0	0	0	0	0	0	0	0
0.014623906	0.004520232	0.018985216	0.038129354	0.010155506	0	0.005515453	0.015670959	0.018080928	0.054243473	0.08799536	857.6629185	0	65.62574405	923.2886625	0.671113032	0	0.235037905	0.906150938	0.164710617
0.148196609	0.352629677	0.571977015	1.072803301	0.133870856	0	0.027306478	0.161177334	1.410518706	1.634220043	3.205916083	61365.54844	0	1875.746744	63241.29518	0.340914368	0	1.197553468	1.538467836	0.755185842
0.004372719	0.004195997	0.006891114	0.01545983	0.004570434	0	0	0.004570434	0.01678399	0.019688896	0.041043319	742.5802895	0	0	742.5802895	0.000741375	0	0	0.000741375	0.116993827
0	0.013839516	0.010635285	0.024474801	0	0	0	0	0.055358066	0.030386528	0.085744594	0	0	0	0	0	0	0	0	0
0.001566488	0.009171451	0.006476306	0.017214246	0.001215057	0	0.000488642	0.001703699	0.036685804	0.018503732	0.056893235	545.4287298	0	39.14881689	584.5775466	0.001770713	0	0.018840493	0.020611206	0.002137764
0.000648872	0.001736594	0.008915952	0.011301418	0.000703768	0	1.93936E-06	0.000705707	0.006946376	0.025474149	0.033126232	1072.947633	0	0.171157151	1073.11879	0.002381336	0	0.000193089	0.002574424	0.007844128
0.018598267	0.001324185	0.005079359	0.025001811	0.019439198	0	0	0.019439198	0.005296738	0.014512456	0.039248392	346.60802	0	0	346.60802	0.001184359	0	0	0.001184359	0.054608235
0.002313567	0.005255998	0.02695073	0.034520294	0.002179905	0	0.00033631	0.002516215	0.021023991	0.077002084	0.100542291	2682.151682	17.51162799	28.22130269	2727.884613	0.006295781	0.009575556	0.027791789	0.043663126	0.015500097
0.051625656	0.035248826	0.181752699	0.268627181	0.052814408	0.001145531	0	0.053959939	0.140995302	0.519293427	0.714248668	12097.04078	587.8107354	0	12684.85152	0.004083263	0.002451547	0	0.00653481	1.905893702
0	0.018727032	0.048303706	0.067030738	0	0	0	0	0.074908129	0.138010588	0.212918717	0	0	0	0	0	0	0	0	0
0.000324436	0.000545035	0.002822373	0.003691843	0.000244131	0.000108722	0	0.000352853	0.00218014	0.008063922	0.010596916	159.2252426	25.04306812	0	184.2683107	0.120503656	0.072464116	0	0.192967772	0.032459107
0.000363912	0.000875378	0.004520252	0.005759543	0.000342126	0	5.36615E-05	0.000395788	0.003501514	0.012915007	0.016812309	456.2795748	3.170353286	5.244376536	464.6943046	0.002130545	0.001653704	0.005872527	0.009656776	0.003997531
0.016477898	0.002534173	0.018095335	0.037107406	0.017124262	9.86933E-05	0	0.017222955	0.01013669	0.051700957	0.079060603	1045.330965	29.54053671	0	1074.871501	0.001476148	0.000523024	0	0.001999172	0.164692319
0	0.000461737	0.001191053	0.00165279	0	0	0	0	0.001846947	0.003403009	0.005249957	0	0	0	0	0	0	0	0	0
7.12557E-05	0.000170761	0.000886456	0.001128472	7.21258E-05	5.37127E-06	0	7.74971E-05	0.000683044	0.002532731	0.003293272	47.50269367	1.24886056	0	48.75155423	0.03766902	0.004101538	0	0.041770558	0.009683735
0.000352603	0.000692872	0.00555019	0.006595665	0.000366961	0	1.65273E-05	0.000383488	0.002771489	0.015857685	0.019012662	283.112361	16.70383774	1.401745972	301.2179447	0.000827947	0.016682692	0.001817244	0.019327883	0.005356941
0.002962221	0.001006367	0.005319814	0.009288402	0.003009159	8.70002E-05	0	0.003096159	0.00402547	0.015199468	0.022321097	369.7069413	32.87467569	0	402.581617	0.000486699	0.000126884	0	0.000613582	0.058247479
0	0.000497761	0.00147083	0.001968591	0	0	0	0	0.001991043	0.004202372	0.006193415	0	0	0	0	0	0	0	0	0
0.000579589	0.000375389	0.002031203	0.002986181	0.000536463	9.38929E-05	0	0.000630356	0.001501556	0.005803436	0.007935348	185.0708621	25.08466533	0	210.1555275	0.460303398	0.081223627	0	0.541527026	0.037727906
0.000244474	0.000435442	0.006621885	0.007301802	0.000262931	0	2.95742E-06	0.000265888	0.00174177	0.018919671	0.020927329	188.7087349	0	0.458851088	189.167586	0.000339762	0	0.000504037	0.000843799	0.001555686
0.000757059	0.000844146	0.004378211	0.005979417	0.00079129	0	0	0.00079129	0.003376586	0.012509175	0.016677051	128.0098099	0	0	128.0098099	0.00034635	0	0	0.00034635	0.020167998
0	0.009299962	0.022968293	0.032268255	0	0	0	0	0.037199849	0.065623695	0.102823544	0	0	0	0	0	0	0	0	0
0.000334297	0.003185925	0.015206835	0.018727057	0.000349413	0	0	0.000349413	0.012743701	0.043448099	0.056541213	720.5953726	0	0	720.5953726	1.643628576	0	0	1.643628576	0.146898081
6.76357E-06	2.7801E-05	0.000174238	0.000208803	6.90072E-06	0	4.55275E-07	7.356E-06	0.000111204	0.000497823	0.000616383	9.858255133	0	0.042481044	9.900736177	0.000467073	0	1.24048E-07	0.000467197	0.000620868
1.531216785	0.523001318	1.686069928	3.740288032	1.588659476	0.011792138	0	1.600451614	2.092005272	4.817342653	8.509799538	76464.91371	5197.572987	0	81662.4867	0.030967687	0.124671252	0	0.155638939	12.04707829

PM2.5_TOTEX	PM2.5_PMTW	PM2.5_PMBW	PM2.5_TOTAL	PM10_RUNEX	PM10_IDLEX	PM10_STREX	PM10_TOTEX	PM10_PMTW	PM10_PMBW	PM10_TOTAL	CO2_RUNEX	CO2_IDLEX	CO2_STREX	CO2_TOTEX	CH4_RUNEX	CH4_IDLEX	CH4_STREX	CH4_TOTEX	N2O_RUNEX
0	0.06747044	0.118513881	0.18598432	0	0	0	0	0.269881758	0.338611088	0.608492846	0	0	0	0	0	0	0	0	0
0.002862616	0.012927507	0.075623513	0.091413635	0.002466496	0.00064686	0	0.003113356	0.051710026	0.21606718	0.270890562	1634.19409	202.5888484	0	1836.782938	1.272456465	0.463711763	0	1.736168228	0.333141156
0.391488087	1.083073646	1.456201092	2.930762825	0.356611542	0	0.069167471	0.425779014	4.332294582	4.16057455	8.918648146	126659.0759	0	3564.484615	130223.5605	0.643018122	0	2.391550676	3.034568798	1.808694444
0.001170233	0.00078894	0.00107247	0.003031643	0.001223146	0	0	0.001223146	0.003155758	0.003064201	0.007443105	78.15425069	0	0	78.15425069	0.000167402	0	0	0.000167402	0.012313234
0	0.145303515	0.111625041	0.256928556	0	0	0	0	0.581214062	0.318928687	0.900142749	0	0	0	0	0	0	0	0	0
0.009120804	0.051300572	0.036199795	0.096621171	0.007066915	0	0.002852791	0.009919706	0.205202289	0.103427984	0.318549979	3071.093652	0	148.0781149	3219.171767	0.010002498	0	0.104100842	0.11410334	0.012126343
0.037004044	0.079206022	0.130059412	0.246269479	0.033406962	0	0.006838312	0.040245274	0.31682409	0.371598321	0.728667685	11048.66366	0	338.424594	11387.08825	0.080496419	0	0.247250176	0.327746595	0.172161862
1.90729E-06	8.10335E-07	1.29202E-06	4.00965E-06	1.99353E-06	0	0	1.99353E-06	3.24134E-06	3.69149E-06	8.92635E-06	0.142266692	0	0	0.142266692	3.02785E-07	0	0	3.02785E-07	2.24142E-05
0	0.001943414	0.001491573	0.003434987	0	0	0	0	0.007773656	0.004261637	0.012035293	0	0	0	0	0	0	0	0	0
0.00020869	0.001463584	0.00103572	0.002707994	0.000165175	0	6.17936E-05	0.000226969	0.005854336	0.002959201	0.009040506	86.17793657	0	4.535617576	90.71355415	0.00028255	0	0.002843935	0.003126485	0.000341468
0.235870061	0.621076114	0.996355091	1.853301265	0.215110317	0	0.041419895	0.256530212	2.484304455	2.84672883	5.587563497	87934.66606	0	2577.398396	90512.06446	0.50533315	0	1.760866989	2.266200139	1.180403698
0.004812756	0.002349576	0.003759363	0.010921695	0.005030368	0	0	0.005030368	0.009398303	0.010741037	0.025169707	307.7689275	0	0	307.7689275	0.000820279	0	0	0.000820279	0.04848912
0	0.015548704	0.011939769	0.027488473	0	0	0	0	0.062194815	0.034113625	0.09630844	0	0	0	0	0	0	0	0	0
0.002459201	0.015488357	0.01095407	0.028901628	0.001917209	0	0.000757397	0.002674606	0.06195343	0.031297343	0.095925378	918.826362	0	53.33164681	972.1580088	0.002991822	0	0.031433509	0.034425331	0.003610872
0.018463222	0.031614341	0.431535754	0.481613317	0.019129941	0	0.000950497	0.020080438	0.126457364	1.232959298	1.3794971	10292.66046	49.70458689	163.4857841	10505.85083	0.021909147	0.041095551	0.154510519	0.217515218	0.046262749
0.230386491	0.033523248	0.305061553	0.568971292	0.231872533	0.008931013	0	0.240803546	0.13409299	0.871604438	1.246500974	6088.237188	39.52468365	0	6127.761871	0.045596615	0.001666785	0	0.047263399	0.959204248
0	0.023825018	0.162605746	0.186430764	0	0	0	0	0.095300071	0.464587846	0.559887917	0	0	0	0	0	0	0	0	0
0.002147346	0.00398119	0.063400447	0.069528983	0.002237909	0	9.75264E-05	0.002335435	0.015924759	0.181144135	0.199404329	1448.570493	7.539577312	20.86943152	1476.979502	0.002127576	0.005065954	0.018432617	0.025626147	0.006358419
0.113581302	0.01537432	0.163224027	0.292179649	0.11453858	0.004178364	0	0.118716945	0.061497279	0.466354364	0.646568588	3266.858201	29.82692741	0	3296.685128	0.02268685	0.000779163	0	0.023466013	0.51469484
0	0.005872453	0.046759407	0.05263186	0	0	0	0	0.023489812	0.133598305	0.157088117	0	0	0	0	0	0	0	0	0
0.014746549	0.004523529	0.018998809	0.038268888	0.010217826	0	0.005586092	0.015803919	0.018094117	0.054282313	0.088180348	857.7046498	0	65.31398105	923.0186309	0.666438452	0	0.233473639	0.899912091	0.164166429
0.141963658	0.353378799	0.575021965	1.070364422	0.128239117	0	0.026159314	0.154398431	1.413515198	1.642919899	3.210833528	61021.34454	0	1864.768006	62886.11254	0.329848571	0	1.165197844	1.495046415	0.740717143
0.003937861	0.004135703	0.006801679	0.014875243	0.004115914	0	0	0.004115914	0.016542811	0.019433367	0.040092092	724.1288475	0	0	724.1288475	0.000696865	0	0	0.000696865	0.114086795
0	0.014320472	0.011008783	0.025329256	0	0	0	0	0.05728189	0.031453667	0.088735556	0	0	0	0	0	0	0	0	0
0.001564412	0.009435475	0.006672578	0.017672466	0.001208807	0	0.000492634	0.001701441	0.037741902	0.01906451	0.058507853	560.1757246	0	40.58814823	600.7638728	0.00181725	0	0.019555824	0.021373074	0.002189499
0.000641091	0.001714501	0.008798281	0.011153873	0.000695328	0	1.91711E-06	0.000697245	0.006858005	0.025137945	0.032693194	1058.826146	0	0.167522465	1058.993668	0.002263218	0	0.000188468	0.002451686	0.007577816
0.017119074	0.001312522	0.005032551	0.023464148	0.017893123	0	0	0.017893123	0.005250089	0.014378718	0.03752193	343.3604826	0	0	343.3604826	0.001137589	0	0	0.001137589	0.054096584
0.002212546	0.005006418	0.025663008	0.032881972	0.002081511	0	0.000324835	0.002406346	0.020025673	0.073322881	0.095754899	2538.268979	16.70897591	26.8763971	2581.854352	0.005741412	0.009193518	0.026571685	0.041506614	0.0142704
0.04936029	0.034677323	0.178691686	0.2627293	0.05054937	0.001042773	0	0.051592144	0.138709294	0.510547675	0.700849112	11828.24866	571.1845126	0	12399.43317	0.003858888	0.002392636	0	0.006251524	1.863545393
0	0.020698058	0.05336454	0.074062599	0	0	0	0	0.082792234	0.152470115	0.235262348	0	0	0	0	0	0	0	0	0
0.00032199	0.000537798	0.00278357	0.003643358	0.000241852	0.000108342	0	0.000350194	0.002151191	0.007953058	0.010454442	156.5521974	24.75719595	0	181.3093933	0.118805049	0.071176929	0	0.189981978	0.03191419
0.000345894	0.000826977	0.004270507	0.005443377	0.000324647	0	5.15445E-05	0.000376191	0.003307907	0.012201448	0.015885546	428.6509497	3.049474943	5.037909614	436.7383342	0.002002235	0.001591108	0.005614275	0.009207618	0.003717297
0.015549008	0.002544228	0.018216492	0.036309728	0.016159163	9.2903E-05	0	0.016252066	0.010176913	0.052047119	0.078476098	1044.519703	29.17592417	0	1073.695627	0.00138372	0.000521211	0	0.001904931	0.164564505
0	0.000499152	0.001287731	0.001786883	0	0	0	0	0.001996609	0.00367923	0.005675839	0	0	0	0	0	0	0	0	0
7.25692E-05	0.000172068	0.000893277	0.001137914	7.34363E-05	5.48937E-06	0	7.89257E-05	0.000688271	0.00255222	0.003319416	47.70076456	1.259914262	0	48.96067883	0.038070178	0.004116165	0	0.042186343	0.009724113
0.000352516	0.000667663	0.005347823	0.006368002	0.0003668	0	1.65939E-05	0.000383394	0.002670652	0.015279493	0.018333539	271.3530622	16.04795628	1.348618815	288.7496373	0.000792541	0.01610385	0.001749281	0.018645672	0.005104252
0.002467599	0.000969997	0.00512708	0.008565077	0.002509985	6.96063E-05	0	0.002579591	0.00387999	0.014648799	0.02110838	354.5328511	31.49626853	0	386.0291197	0.000412599	0.000123249	0	0.000535849	0.055856795
0	0.000553861	0.001636737	0.002190599	0	0	0	0	0.002215445	0.004676393	0.006891838	0	0	0	0	0	0	0	0	0
0.000570185	0.000368049	0.001991425	0.002929659	0.000525936	9.41915E-05	0	0.000620128	0.001472198	0.005689786	0.007782112	180.5573165	24.91216901	0	205.4694855	0.446529396	0.080095111	0	0.526624507	0.03680779
0.000233847	0.000417859	0.006419754	0.00707146	0.000251788	0	2.54166E-06	0.00025433	0.001671436	0.018342154	0.02026792	173.40202	0	0.41688611	173.8189061	0.000298937	0	0.000444873	0.00074381	0.001345327
0.000707687	0.000781664	0.004021439	0.005510791	0.000739686	0	0	0.000739686	0.003126656	0.011489827	0.015356169	118.1374459	0	0	118.1374459	0.000321581	0	0	0.000321581	0.018612603
0	0.010335173	0.025506636	0.035841809	0	0	0	0	0.041340693	0.072876104	0.114216796	0	0	0	0	0	0	0	0	0
0.000312554	0.002577248	0.012393406	0.015283208	0.000326687	0	0	0.000326687	0.010308992	0.035409731	0.046045409	592.7921921	0	0	592.7921921	1.331451592	0	0	1.331451592	0.120844566
6.53786E-06	2.6719E-05	0.000168091	0.000201348	6.66622E-06	0	4.44303E-07	7.11052E-06	0.000106876	0.000480261	0.000594248	9.407744402	0	0.040675559	9.448419961	0.000447407	0	1.29303E-07	0.000447536	0.000586234
1.559387288	0.533883673	1.723853086	3.817124047	1.617915585	0.011980277	0	1.629895861	2.135534692	4.925294532	8.690725086	77565.99319	5279.552903	0	82845.54609	0.031370064	0.12726942	0	0.158639484	12.22055381
0	0.07267312	0.127874007	0.200547127	0	0	0	0	0.290692481	0.365354306	0.656046787	0	0	0	0	0	0	0	0	0
0.002847614	0.012814806	0.074692328	0.090354749	0.002442814	0.000654226	0	0.00309704	0.051259225	0.213406652	0.267762917	1612.796179	201.1318679	0	1813.928047	1.22162804	0.457363758	0	1.678991798	0.328779052
0.374640902	1.084729858	1.457960188	2.917330948	0.341427666	0	0.066028498	0.407456164	4.338919431	4.165600536	8.911976131	126188.3774	0	3545.23152	129733.609	0.6272462	0	2.324195589	2.951441789	1.796105642
0.001003779	0.00075342	0.001022098	0.002779297	0.001049166	0	0	0.001049166	0.003013682	0.002920279	0.006983126	73.64769971	0	0	73.64769971	0.000148394	0	0	0.000148394	0.011603225
0	0.147208743	0.113102329	0.260311072	0	0	0	0	0.588834971	0.323149511	0.911984482	0	0	0	0	0	0	0	0	0
0.008749162	0.051489615	0.036349627	0.096588404	0.006758933	0	0.002756579	0.009515512	0.205958458	0.103856077	0.319330047	3067.902691	0	148.6891659	3216.591857	0.009981098	0	0.104876732	0.114857829	0.012091539
0.034394926	0.078680814	0.129034799	0.24211054	0.031042501	0	0.006365119	0.037407621	0.314723258	0.368670854	0.720801733	10881.40077	0	331.4760506	11212.87682	0.071867461	0	0.231100387	0.302967848	0.16314009
1.90905E-06	8.26241E-07	1.32061E-06	4.0559E-06	1.99537E-06	0	0	1.99537E-06	3.30497E-06	3.77317E-06	9.0735E-06	0.144606107	0	0	0.144606107	3.05994E-07	0	0	3.05994E-07	2.27828E-05
0	0.002030372	0.001558889	0.003589261	0	0	0	0	0.008121487	0.00445397	0.012575457	0	0	0	0	0	0	0	0	0
0.000215831	0.001526436	0.001080588	0.002822855	0.000170193	0	6.45436E-05	0.000234736	0.006105743	0.003087394	0.009427873	89.81216561	0	4.791533775	94.60369938	0.000293964	0	0.003000931	0.003294895	0.000354795
0.226458918	0.623267179	0.999912464	1.84963856	0.206510263	0	0.039784473	0.246294736	2.493068715	2.856892753	5.596256204	87708.35468	0	2572.251103	90280.60578	0.494715373	0	1.729786588	2.224501961	1.166254152
0.004839458	0.002363036	0.003782243	0.010984737	0.005058277	0	0	0.005058277	0.009452143	0.010806409	0.025316829	307.8522035	0	0	307.8522035	0.000824493	0	0	0.000824493	0.04850224
0	0.016073804	0.01234669	0.028420494	0	0	0	0	0.064295215	0.035276257	0.099571472	0	0	0	0	0	0	0	0	0
0.002454256	0.015851806	0.011215269	0.029521332	0.001907154	0	0.000762074	0.002669228	0.063407225	0.032043626	0.098120079	938.1127412	0	54.97269823	993.0854395	0.003050138	0	0.0324316	0.035481737	0.003677434
0.017742206	0.030626855	0.418056566	0.466425627	0.01839233	0	0.000903938	0.019296268	0.122507419	1.194447333	1.336251019	9922.743856	48.29845035	158.4384813	10129.48079	0.018271729	0.039609115	0.148517655	0.206398499	0.040542248
0.214820221	0.032382953	0.294684869	0.541888043	0.215849916	0.008683522	0	0.224533438	0.129531811	0.841956768	1.196022017	5861.04871	38.15697276	0	5899.205683	0.042344826	0.001618506	0	0.043963332	0.923410611
0	0.025726578	0.175583896	0.201310474	0	0	0	0	0.102906312	0.501668273	0.604574586	0	0	0	0	0	0	0	0	0
0.002073308	0.003838626	0.061130122	0.067042056	0.002162873	0	9.20385E-05	0.002254911	0.015354505	0.174657491	0.192266907	1386.808005	7.261876537	20.11324336	1414.183125	0.001866621	0.004803076	0.017368693	0.02403839	0.005708389
0.108263589	0.01490974	0.158291742	0.281465071	0.10907071	0.004088078	0	0.113158788	0.059638961	0.45226212	0.625059869	3155.834563	29.04038152	0	3184.874945	0.02156618	0.000761854	0	0.022328034	0.497203021
0	0.006348739	0.050551833	0.056900572	0	0	0	0	0.025394955	0.144433808	0.169828764	0	0	0	0	0	0	0	0	0
0.014851181	0.004526587	0.019011654	0.038389422	0.01026746	0	0.005650106	0.015917566	0.018106349	0.05431901	0.088342925	857.7219717	0	65.03669661	922.7586683	0.662015471	0	0.232045285	0.894060756	0.163678603
0.135709487	0.353998195	0.576059256	1.065766939	0.122635259	0	0.02496119	0.14759645	1.415992782	1.64588359	3.209472821	60713.10917	0	1854.073191	62567.18236	0.315889293	0	1.131496614	1.447385907	0.72449821
0.003526386	0.004083183	0.00670469	0.014314259	0.003685834	0	0	0.003685834	0.016332733	0.019156257	0.039174824	708.2777191	0	0	708.2777191	0.000654573	0	0	0.000654573	0.111589443
0	0.014747441	0.011340619	0.02608806	0	0	0	0	0.058989764	0.03240177	0.091391533	0	0	0	0	0	0	0	0	0
0.001560985	0.009670874	0.00684214	0.018073999	0.001201881	0	0.000495833	0.001697713	0.038683496	0.019548973	0.059930181	572.7738455	0	41.91883907	614.6926845	0.001855413	0	0.020216112	0.022071525	0.002232829

PM2.5_TOTEX	PM2.5_PMTW	PM2.5_PMBW	PM2.5_TOTAL	PM10_RUNEX	PM10_IDLEX	PM10_STREX	PM10_TOTEX	PM10_PMTW	PM10_PMBW	PM10_TOTAL	CO2_RUNEX	CO2_IDLEX	CO2_STREX	CO2_TOTEX	CH4_RUNEX	CH4_IDLEX	CH4_STREX	CH4_TOTEX	N2O_RUNEX
0.000637641	0.001694562	0.008695725	0.011027927	0.000691593	0	1.89966E-06	0.000693492	0.006778248	0.024844927	0.032316668	1046.390029	0	0.16419194	1046.554221	0.002148693	0	0.000184041	0.002332734	0.00732669
0.015767556	0.001301063	0.004988221	0.022056841	0.016480495	0	0	0.016480495	0.005204254	0.014252061	0.03593681	340.4385	0	0	340.4385	0.001095253	0	0	0.001095253	0.053636224
0.002122064	0.00477943	0.024501126	0.03140262	0.001994179	0	0.000313759	0.002307938	0.019117719	0.070003218	0.091428875	2409.212524	15.95295823	25.61403573	2450.779518	0.005221933	0.008834584	0.025410856	0.039467373	0.013182016
0.047409629	0.034194836	0.176176072	0.257780537	0.048590965	0.000962317	0	0.049553282	0.136779345	0.503360205	0.689692833	11599.3705	555.9529415	0	12155.32344	0.003675148	0.00234039	0	0.006015538	1.827485546
0	0.022590189	0.058245262	0.080835451	0	0	0	0	0.090360756	0.166415034	0.256775791	0	0	0	0	0	0	0	0	0
0.000319987	0.000530643	0.002746452	0.003597082	0.000240243	0.000107772	0	0.000348015	0.00212257	0.007847006	0.010317591	154.1948604	24.44188118	0	178.6367416	0.117421929	0.069838724	0	0.187260653	0.031433631
0.000328998	0.000784535	0.004051124	0.005164657	0.000308358	0	4.94569E-05	0.000357815	0.003138141	0.01157464	0.015070597	404.5147444	2.937217998	4.840264195	412.2922266	0.001865643	0.00153353	0.005384995	0.008784168	0.003445189
0.014865531	0.00255427	0.01832928	0.035749081	0.015449075	8.86099E-05	0	0.015537685	0.010217078	0.052369372	0.078124134	1044.124791	28.85209874	0	1072.97689	0.001299644	0.000519847	0	0.001819491	0.164502286
0	0.000532956	0.001374943	0.001907898	0	0	0	0	0.002131822	0.003928407	0.006060229	0	0	0	0	0	0	0	0	0
7.36292E-05	0.000173158	0.000898933	0.00114572	7.44758E-05	5.60263E-06	0	8.00784E-05	0.000692633	0.00256838	0.003341091	47.85676561	1.271898371	0	49.12866398	0.03838997	0.004136998	0	0.042526969	0.009755915
0.000351759	0.000640007	0.005125907	0.006117672	0.000365938	0	1.66319E-05	0.000382569	0.002560027	0.014645449	0.017588045	258.5350102	15.31708466	1.289111627	275.1412065	0.000758142	0.01545437	0.001682673	0.017895186	0.004850997
0.002050931	0.000934706	0.00494022	0.007925857	0.002087466	5.61991E-05	0	0.002143665	0.003738824	0.014114915	0.019997404	339.8652375	30.15196612	0	370.0172036	0.000342451	0.000119373	0	0.000461824	0.053545907
0	0.000610069	0.00180299	0.002413059	0	0	0	0	0.002440275	0.005151401	0.007591676	0	0	0	0	0	0	0	0	0
0.000558928	0.000359564	0.001945493	0.002863985	0.000513787	9.40979E-05	0	0.000607885	0.001438256	0.005558551	0.007604692	175.4451924	24.60160316	0	200.0467956	0.431225921	0.078454168	0	0.509680089	0.03576565
0.000212969	0.000384524	0.006015461	0.006612954	0.000229747	0	1.87593E-06	0.000231623	0.001538096	0.017187032	0.01895675	146.7227358	0	0.347262971	147.0699988	0.000226159	0	0.000340119	0.000566278	0.000936662
0.000573248	0.000612681	0.003062291	0.00424822	0.000599168	0	0	0.000599168	0.002450725	0.008749402	0.011799295	91.51363796	0	0	91.51363796	0.000254604	0	0	0.000254604	0.014418011
0	0.011427276	0.02831169	0.039738966	0	0	0	0	0.045709105	0.080890543	0.126599648	0	0	0	0	0	0	0	0	0
0.0002661	0.002056162	0.009850205	0.012172467	0.000278132	0	0	0.000278132	0.008224647	0.028143443	0.036646222	476.572087	0	0	476.572087	1.059107913	0	0	1.059107913	0.097152338
6.31271E-06	2.56782E-05	0.000162139	0.00019413	6.43391E-06	0	4.31733E-07	6.86564E-06	0.000102713	0.000463254	0.000572833	8.983229491	0	0.038823152	9.022052643	0.000430104	0	1.10532E-07	0.000430214	0.000553964
1.589538156	0.545426359	1.763161223	3.898125738	1.64922078	0.012189238	0	1.661410018	2.181705435	5.037603495	8.880718948	78813.79157	5373.752776	0	84187.54434	0.031822276	0.130085709	0	0.161907985	12.41714496
0	0.077707528	0.13694954	0.214657068	0	0	0	0	0.310830112	0.391284399	0.702114511	0	0	0	0	0	0	0	0	0
0.002823496	0.012702273	0.073762938	0.089288707	0.002409799	0.00066101	0	0.00307081	0.050809092	0.21075125	0.264631152	1591.965398	199.7420099	0	1791.707407	1.176406491	0.451967434	0	1.628373925	0.324532561
0.360132639	1.086524512	1.459960054	2.906617205	0.328438723	0	0.063238381	0.391677104	4.346098048	4.17131444	8.909089592	125844.3938	0	3530.411864	129374.8057	0.612944328	0	2.263828373	2.876772701	1.785177544
0.000855424	0.000725795	0.000982787	0.002564006	0.000894103	0	0	0.000894103	0.00290318	0.002807963	0.006605246	70.10114441	0	0	70.10114441	0.000132179	0	0	0.000132179	0.011044464
0	0.148838566	0.11436643	0.263204995	0	0	0	0	0.595354262	0.326761227	0.92211549	0	0	0	0	0	0	0	0	0
0.008425488	0.051642399	0.036470866	0.096538753	0.006494545	0	0.002668943	0.009163487	0.206569598	0.104202473	0.319935558	3064.802001	0	149.2147203	3214.016722	0.009961485	0	0.105551222	0.115512707	0.012060344
0.032141647	0.078244115	0.128170695	0.238556458	0.029003862	0	0.005953112	0.034956973	0.312976462	0.366201987	0.714135422	10738.05502	0	325.6137893	11063.6688	0.064801409	0	0.217373187	0.282174595	0.155574795
1.91518E-06	8.4055E-07	1.34644E-06	4.10217E-06	2.00178E-06	0	0	2.00178E-06	3.3622E-06	3.84697E-06	9.21094E-06	0.146718229	0	0	0.146718229	3.0919E-07	0	0	3.0919E-07	2.31155E-05
0	0.002109286	0.001620037	0.003729323	0	0	0	0	0.008437143	0.004628678	0.013065821	0	0	0	0	0	0	0	0	0
0.00022236	0.001583638	0.00112145	0.002927447	0.000174713	0	6.7123E-05	0.000241836	0.00633455	0.003204144	0.00978053	93.11745108	0	5.033679961	98.15113104	0.000304282	0	0.003148856	0.003453138	0.000366782
0.218255744	0.625273882	1.003153355	1.846682981	0.199022091	0	0.038350945	0.237373035	2.501095528	2.866152444	5.604621007	87531.47346	0	2568.791187	90100.26465	0.484248512	0	1.70212635	2.186374863	1.153920014
0.004863872	0.002375168	0.003802818	0.011041858	0.005083794	0	0	0.005083794	0.009500672	0.010865195	0.025449661	308.0110302	0	0	308.0110302	0.000828297	0	0	0.000828297	0.048527263
0	0.016534682	0.012704106	0.029238788	0	0	0	0	0.066138727	0.036297445	0.102436172	0	0	0	0	0	0	0	0	0
0.002448278	0.016168632	0.011443023	0.030059932	0.001897116	0	0.000765609	0.002662725	0.064674526	0.032694351	0.100031603	954.8734778	0	56.45434696	1011.327825	0.00310043	0	0.033331259	0.036431689	0.003734552
0.017025782	0.029675789	0.405074522	0.451776093	0.017669715	0	0.000847377	0.018517092	0.118703157	1.157355777	1.294576025	9565.090272	46.79069295	153.1842732	9765.065238	0.014952544	0.038077495	0.141756219	0.194786258	0.03491534
0.200405939	0.031321862	0.285028947	0.516756749	0.201025481	0.008441926	0	0.209467407	0.125287449	0.81436842	1.149123276	5650.311697	36.84040373	0	5687.152101	0.039401162	0.001571564	0	0.040972726	0.890208909
0	0.027487568	0.187602649	0.215090216	0	0	0	0	0.10995027	0.536007568	0.645957838	0	0	0	0	0	0	0	0	0
0.002007804	0.003708428	0.059056712	0.064772944	0.002096539	0	8.71311E-05	0.00218367	0.014833711	0.168733464	0.185750845	1330.77656	6.999506759	19.40251543	1357.178582	0.001661175	0.004558251	0.016370627	0.022590053	0.005157052
0.103850484	0.014491043	0.153846576	0.272188103	0.104540209	0.004005933	0	0.108546142	0.057964173	0.439561644	0.60607196	3056.541304	28.33572985	0	3084.877034	0.020632209	0.000746183	0	0.021378393	0.481559327
0	0.006791531	0.054077563	0.060869094	0	0	0	0	0.027166123	0.154507323	0.181673446	0	0	0	0	0	0	0	0	0
0.014946234	0.004529445	0.019023654	0.038499332	0.01031123	0	0.005709279	0.016020509	0.018117778	0.054353296	0.088491583	857.7658493	0	64.8036346	922.5694839	0.658122854	0	0.230709598	0.888832452	0.163231475
0.130013133	0.354590318	0.577035117	1.061638569	0.117551225	0	0.02384992	0.141401145	1.418361274	1.648671762	3.208434181	60455.85678	0	1845.695155	62301.55194	0.304569236	0	1.103529599	1.408098835	0.710896621
0.003197411	0.004039307	0.00662278	0.013859498	0.003341984	0	0	0.003341984	0.016157227	0.018922229	0.038421439	694.8813091	0	0	694.8813091	0.000620135	0	0	0.000620135	0.109478833
0	0.015123503	0.011633101	0.026756604	0	0	0	0	0.060494012	0.033237432	0.093731444	0	0	0	0	0	0	0	0	0
0.001556482	0.009878877	0.00699205	0.018427409	0.00119466	0	0.000498156	0.001692816	0.039515509	0.019977285	0.06118561	583.8752474	0	43.13733759	627.012585	0.001888804	0	0.020819852	0.022708656	0.002270529
0.000634821	0.001676262	0.008601649	0.010912732	0.000688539	0	1.88643E-06	0.000690425	0.006705049	0.02457614	0.031971615	1034.990614	0	0.161159482	1035.151774	0.002069202	0	0.000179919	0.002249121	0.007106139
0.014486697	0.001290791	0.004948486	0.020725975	0.015141721	0	0	0.015141721	0.005163165	0.014138533	0.034443419	337.8220454	0	0	337.8220454	0.001056628	0	0	0.001056628	0.053224001
0.00204026	0.0045743 68	0.023451449	0.030066077	0.001915223	0	0.000303745	0.002218969	0.018297473	0.067004139	0.087520581	2293.556306	15.26088101	24.47063327	2333.287821	0.004807885	0.008502275	0.024332979	0.037643139	0.012251428
0.045632869	0.033777719	0.173997262	0.25340785	0.046807906	0.000888279	0	0.047696185	0.135110874	0.497135035	0.679942094	11397.01097	541.8056498	0	11938.81662	0.003504181	0.002291922	0	0.005796103	1.795603719
0	0.024428322	0.062986918	0.08741524	0	0	0	0	0.097713289	0.179962622	0.277675911	0	0	0	0	0	0	0	0	0
0.000317693	0.000523709	0.002710391	0.003551793	0.000238523	0.000106998	0	0.00034552	0.002094835	0.007743975	0.01018433	151.8970812	24.09853014	0	175.9956113	0.116042251	0.068487115	0	0.184529366	0.030965214
0.000313323	0.000747297	0.003858618	0.004919239	0.000293362	0	4.74059E-05	0.000340768	0.002989189	0.011024623	0.014354579	383.4202499	2.832126041	4.656405414	390.9087814	0.001744684	0.001481273	0.005158125	0.008384082	0.003209117
0.014130186	0.002564177	0.018437281	0.035131644	0.014685105	8.39853E-05	0	0.014769091	0.010256708	0.052677945	0.077703744	1044.108674	28.60580776	0	1072.714482	0.001206406	0.000519374	0	0.00172578	0.164499747
0	0.000563274	0.001453167	0.002016442	0	0	0	0	0.002253098	0.004151906	0.006405004	0	0	0	0	0	0	0	0	0
7.44707E-05	0.000174111	0.000903873	0.001152454	7.52885E-05	5.70523E-06	0	8.09937E-05	0.000696444	0.002582494	0.003359931	47.98967218	1.283753548	0	49.27342573	0.038656214	0.004164285	0	0.0428205	0.009783009
0.000349983	0.000607593	0.004865904	0.005823479	0.00036401	0	1.66275E-05	0.000380638	0.002430373	0.013902582	0.016713593	243.6311901	14.45962231	1.219000618	259.309813	0.000716956	0.014687598	0.001599769	0.017004323	0.00451287
0.001711978	0.000900521	0.004759367	0.007371866	0.001742894	4.64921E-05	0	0.001789386	0.003602083	0.013598193	0.018989662	325.7531098	28.84533342	0	354.5984432	0.000277845	0.000115278	0	0.000393123	0.051322535
0	0.0006668	0.001970729	0.002637529	0	0	0	0	0.002667199	0.005630653	0.008297853	0	0	0	0	0	0	0	0	0
0.000545165	0.000349503	0.001891012	0.002785679	0.000499359	9.35576E-05	0	0.000592917	0.001398011	0.00540289	0.007393818	169.451325	24.13337289	0	193.5846979	0.413564691	0.076232748	0	0.489797439	0.034543761
0.000196863	0.00035856	0.005705764	0.006261188	0.000212925	0	1.18235E-06	0.000214107	0.001434241	0.016302184	0.017950533	125.5445281	0	0.274374418	125.8189025	0.000166651	0	0.000226449	0.0003931	0.000575322
0.000464627	0.000480153	0.002447099	0.003391879	0.000485635	0	0	0.000485635	0.001920613	0.006991713	0.009397961	72.3893301	0	0	72.3893301	0.000203478	0	0	0.000203478	0.011404968
0	0.012300322	0.0305141	0.042814422	0	0	0	0	0.049201287	0.087183143	0.13638443	0	0	0	0	0	0	0	0	0
0.00023468	0.001707925	0.008072736	0.01001534	0.000245291	0	0	0.000245291	0.006831698	0.023064961	0.03014195	394.5598248	0	0	394.5598248	0.873002409	0	0	0.873002409	0.080433601
6.09311E-06	2.47001E-05	0.000156491	0.000187284	6.20812E-06	0	4.18694E-07	6.62682E-06	9.88002E-05	0.000447117	0.000552544	8.590738016	0	0.037157991	8.627896007	0.000412216	0	1.02262E-07	0.000412318	0.0005238
1.621888296	0.557675273	1.80427975	3.983843319	1.682796315	0.012426573	0	1.695222888	2.230701091	5.155084999	9.081008978	80211.42916	5480.344317	0	85691.77348	0.032334755	0.133135587	0	0.165470342	12.63734333
0	0.082546016	0.145674917	0.228220933	0	0	0	0	0.330184063	0.416214049	0.746398112	0	0	0	0	0	0	0	0	0
0.002792372	0.01259103	0.07283779	0.088221191	0.002369613	0.000667346	0	0.003036959	0.050364119	0.208107971	0.261509049	1571.991449	198.4261096	0	1770.417558	1.138064668	0.447460984	0	1.585525652	0.32046074
0.348228109	1.088391286	1.459950109	2.896569504	0.317766013	0	0.060963828	0.378729841	4.353565146	4.171286025	8.903581012	125570.8856	0	3520.660643	129091.5463	0.599863523	0	2.210882412	2.810745935	1.775943864
0.000741195	0.000705068	0.00095178	0.002398043	0.000774709	0	0	0.000774709	0.002820273	0.00271937	0.006314352	67.39927591	0	0	67.39927591	0.000119253	0	0	0.000119253	0.010618783
0	0.150223375	0.115440794	0.265664168	0	0	0	0	0.600893498	0.329830839	0.930724337	0	0	0	0	0	0	0	0	0

PM2.5_TOTEX	PM2.5_PMTW	PM2.5_PMBW	PM2.5_TOTAL	PM10_RUNEX	PM10_IDLEX	PM10_STREX	PM10_TOTEX	PM10_PMTW	PM10_PMBW	PM10_TOTAL	CO2_RUNEX	CO2_IDLEX	CO2_STREX	CO2_TOTEX	CH4_RUNEX	CH4_IDLEX	CH4_STREX	CH4_TOTEX	N2O_RUNEX
0.008139875	0.051765535	0.036551406	0.096456817	0.006261968	0	0.002590889	0.008852857	0.207062142	0.104432589	0.320347588	3059.175008	0	149.6865945	3208.861603	0.009920446	0	0.106147804	0.116068251	0.012019032
0.03052351	0.077868958	0.12722549	0.235617957	0.027566327	0	0.005630775	0.033197102	0.311475831	0.3635014	0.708174333	10609.99047	0	320.4921083	10930.48258	0.058509743	0	0.204655469	0.263165212	0.148888071
1.91892E-06	8.53163E-07	1.36731E-06	4.13939E-06	2.00568E-06	0	0	2.00568E-06	3.41265E-06	3.90661E-06	9.32494E-06	0.148534685	0	0	0.148534685	3.10618E-07	0	0	3.10618E-07	2.34017E-05
0	0.002180542	0.001675301	0.003855844	0	0	0	0	0.008722169	0.004786575	0.013508744	0	0	0	0	0	0	0	0	0
0.000228054	0.001635405	0.001157961	0.003021421	0.000178505	0	6.95248E-05	0.00024803	0.00654162	0.003308461	0.010098111	96.02502007	0	5.261710227	101.2867303	0.000312872	0	0.003287644	0.003600516	0.000377094
0.21162889	0.627072392	1.004621364	1.843322645	0.192978217	0	0.03718751	0.230165727	2.508289567	2.870346754	5.608802047	87373.09858	0	2567.08691	89940.18549	0.474518059	0	1.678009597	2.152527656	1.14289045
0.004880814	0.002385672	0.003815117	0.011081603	0.005101503	0	0	0.005101503	0.00954269	0.010900333	0.025544526	308.1062609	0	0	308.1062609	0.000827874	0	0	0.000827874	0.048542267
0	0.016934208	0.013014155	0.029948363	0	0	0	0	0.067736831	0.037183301	0.104920132	0	0	0	0	0	0	0	0	0
0.00243978	0.01644234	0.011635066	0.030517185	0.001885163	0	0.00076832	0.002653483	0.065769359	0.033243045	0.101665887	968.5581054	0	57.78680268	1026.344908	0.003136957	0	0.034138495	0.037275453	0.003779319
0.016518754	0.028812873	0.393295714	0.438627341	0.017157737	0	0.000807915	0.017965653	0.115251491	1.12370204	1.256919184	9245.551453	45.42295346	148.5763649	9439.550771	0.014192171	0.036664436	0.135630413	0.18648702	0.032511146
0.188140398	0.030343473	0.276125604	0.494609475	0.188436231	0.008211042	0	0.196647272	0.121373892	0.788930298	1.106951462	5455.900786	35.6022789	0	5491.503065	0.036897275	0.001526948	0	0.038424223	0.859579391
0	0.029115152	0.19871091	0.227826061	0	0	0	0	0.116460606	0.567745456	0.684206063	0	0	0	0	0	0	0	0	0
0.001953406	0.003589849	0.057168352	0.062711607	0.002041129	0	8.33776E-05	0.002124507	0.014359398	0.163338148	0.179822052	1280.515476	6.757675002	18.75345145	1306.026602	0.001554389	0.004334202	0.015474285	0.021362877	0.004778103
0.100224994	0.014104507	0.149742849	0.26407235	0.100829881	0.003926842	0	0.104756723	0.056418028	0.427836712	0.589011463	2965.567224	27.66694662	0	2993.23417	0.019845858	0.000731161	0	0.020577019	0.467226324
0	0.007202614	0.057350818	0.064553432	0	0	0	0	0.028810458	0.16385948	0.192669938	0	0	0	0	0	0	0	0	0
0.015013136	0.00453179	0.019033504	0.03857843	0.010332961	0	0.005760407	0.016093368	0.01812716	0.054381441	0.088601969	857.4409937	0	64.55740404	921.9983977	0.653684668	0	0.229381195	0.883065864	0.162788207
0.12565291	0.355187598	0.577185305	1.058025813	0.113627649	0	0.023031356	0.136659005	1.420750392	1.64910087	3.206510267	60236.98646	0	1840.075742	62077.0622	0.298814433	0	1.083702112	1.382516544	0.701201889
0.002920869	0.004003691	0.006546212	0.013470771	0.003052937	0	0	0.003052937	0.016014762	0.018703463	0.037771162	683.6678949	0	0	683.6678949	0.000588933	0	0	0.000588933	0.107712155
0	0.015452865	0.011889432	0.027342297	0	0	0	0	0.061811459	0.033969806	0.095781265	0	0	0	0	0	0	0	0	0
0.001550177	0.010062201	0.007121227	0.018733605	0.001186047	0	0.000499912	0.001685959	0.040248805	0.020346363	0.062281127	593.1523961	0	44.25592121	637.4083173	0.001913835	0	0.021372534	0.023286369	0.00230081
0.000632968	0.001661137	0.008523936	0.010818041	0.000686531	0	1.87939E-06	0.000688411	0.006644547	0.024354103	0.03168706	1025.580626	0	0.158798669	1025.739425	0.002013929	0	0.000176621	0.002190549	0.006943149
0.013247494	0.001280878	0.004910164	0.019438536	0.013846487	0	0	0.013846487	0.00512351	0.014029039	0.032999037	335.2982536	0	0	335.2982536	0.00102026	0	0	0.00102026	0.052826376
0.001965086	0.004388586	0.022500398	0.02885407	0.001842884	0	0.000294326	0.00213721	0.017554344	0.064286852	0.083978407	2189.53115	14.610092	23.40232047	2227.543562	0.004422961	0.00818954	0.023328525	0.035941026	0.011463567
0.044142667	0.033418316	0.172116588	0.249677571	0.045305836	0.000832767	0	0.046138602	0.133673265	0.491761679	0.671573547	11218.45725	529.0815998	0	11747.53885	0.003361762	0.002249888	0	0.00561165	1.767472509
0	0.02622182	0.067613145	0.093834965	0	0	0	0	0.104887279	0.193180414	0.298067693	0	0	0	0	0	0	0	0	0
0.000315361	0.000516921	0.002675154	0.003507436	0.000236835	0.000106149	0	0.000342984	0.002067683	0.007643297	0.010053964	149.6641289	23.74565869	0	173.4097876	0.114701028	0.067114554	0	0.181815582	0.030510012
0.000301035	0.000715881	0.003696255	0.004713171	0.000281414	0	4.59893E-05	0.000327403	0.002863524	0.01056073	0.013751657	365.7255511	2.742166566	4.504102736	372.9718204	0.001661269	0.001435296	0.004992763	0.008089328	0.00306309
0.013468307	0.002574111	0.018540451	0.034582869	0.013997322	7.9962E-05	0	0.014077284	0.010296444	0.052972718	0.077346446	1044.748808	28.42111459	0	1073.169923	0.001120035	0.000519371	0	0.001639406	0.1646006
0	0.000590279	0.001522842	0.002113121	0	0	0	0	0.002361116	0.004350978	0.006712094	0	0	0	0	0	0	0	0	0
7.51005E-05	0.000174797	0.000907452	0.00115735	7.58846E-05	5.79404E-06	0	8.16786E-05	0.000699189	0.002592721	0.003373588	48.08289786	1.294657043	0	49.37755491	0.038855407	0.004191421	0	0.043046828	0.009802013
0.000346861	0.000568574	0.004552643	0.005468079	0.000360676	0	1.65675E-05	0.000377243	0.002274298	0.013007552	0.015659093	225.7722736	13.42132287	1.134579712	240.3281762	0.000664938	0.013755463	0.001489881	0.015910282	0.004065552
0.001440821	0.00086728	0.004583618	0.006891718	0.001466111	3.98573E-05	0	0.001505968	0.003469121	0.01309605	0.018071139	312.2728194	27.56556705	0	339.8383865	0.000220125	0.000110997	0	0.000331122	0.04919871
0	0.000723755	0.002139127	0.002862882	0	0	0	0	0.002895022	0.006111791	0.009006813	0	0	0	0	0	0	0	0	0
0.000529523	0.000338314	0.001830436	0.002698273	0.000483328	9.25761E-05	0	0.000575905	0.001353255	0.005229817	0.007158977	162.8503726	23.51303669	0	186.3634092	0.39439068	0.073446958	0	0.467837638	0.033198114
0.000200577	0.000365813	0.00582234	0.00638873	0.000216958	0	1.1875E-06	0.000218146	0.001463251	0.016635256	0.018316653	127.5865011	0	0.276561274	127.8630624	0.000164373	0	0.000226972	0.000391345	0.000570981
0.000397012	0.00039302	0.002002857	0.002792888	0.000414963	0	0	0.000414963	0.001572078	0.005722448	0.007709489	59.29861479	0	0	59.29861479	0.000169593	0	0	0.000169593	0.009342521
0	0.012959553	0.03208414	0.045043693	0	0	0	0	0.051838212	0.09166897	0.143507182	0	0	0	0	0	0	0	0	0
0.000243911	0.001467237	0.006962477	0.008673625	0.00025494	0	0	0.00025494	0.005868949	0.01989279	0.02601668	341.2631815	0	0	341.2631815	0.744756343	0	0	0.744756343	0.069568732
5.88849E-06	2.38083E-05	0.000151282	0.000180979	5.99847E-06	0	4.05794E-07	6.40427E-06	9.52332E-05	0.000432235	0.000533873	8.237532428	0	0.0355491	8.273081528	0.000395226	0	1.02109E-07	0.000395328	0.000487712
1.656947138	0.570679857	1.847473525	4.075100519	1.719175114	0.012691821	0	1.731866935	2.282719427	5.278495784	9.293082146	81761.4377	5598.088713	0	87359.52641	0.032908821	0.136399368	0	0.169308189	12.88154781
0	0.087152502	0.153966815	0.241119317	0	0	0	0	0.348610008	0.439905187	0.788515195	0	0	0	0	0	0	0	0	0
0.00275731	0.012484937	0.07191974	0.087161987	0.002324828	0.000673998	0	0.002998826	0.049939749	0.205484973	0.258423547	1553.273973	197.3004771	0	1750.57445	1.104882442	0.444149282	0	1.549031724	0.316645061
0.338715291	1.090364427	1.462273144	2.891352862	0.309382009	0	0.059001774	0.368383783	4.361457707	4.177923269	8.90776476	125429.2796	0	3514.242482	128943.522	0.589888042	0	2.165767783	2.755655825	1.76889688
0.00065181	0.000689636	0.000929762	0.002271208	0.000681282	0	0	0.000681282	0.002758543	0.002656463	0.006096289	65.37400746	0	0	65.37400746	0.000109667	0	0	0.000109667	0.010299701
0	0.151418204	0.116367846	0.26778605	0	0	0	0	0.605672815	0.332479561	0.938152376	0	0	0	0	0	0	0	0	0
0.007907744	0.051873788	0.036636157	0.096417689	0.006077511	0	0.002522882	0.008600393	0.207495152	0.104674735	0.32077028	3057.344412	0	150.1294659	3207.473878	0.009907386	0	0.106681024	0.11658841	0.011998145
0.029094873	0.077536807	0.126552977	0.233184657	0.026309356	0	0.005333972	0.031643329	0.31014723	0.361579933	0.703370491	10498.61059	0	315.8919303	10814.50252	0.053531146	0	0.19357404	0.247105186	0.143126451
1.92575E-06	8.64431E-07	1.38776E-06	4.17795E-06	2.01283E-06	0	0	2.01283E-06	3.45772E-06	3.96504E-06	9.43559E-06	0.150188443	0	0	0.150188443	3.13234E-07	0	0	3.13234E-07	2.36623E-05
0	0.002244746	0.001725136	0.003969882	0	0	0	0	0.008978986	0.004928959	0.013907945	0	0	0	0	0	0	0	0	0
0.000233423	0.001682272	0.001191464	0.00310716	0.000182116	0	7.17526E-05	0.000253869	0.006729088	0.003404184	0.010387141	98.72753265	0	5.475482034	104.2030147	0.000321198	0	0.003417178	0.003738375	0.000386683
0.206009906	0.628631931	1.007066967	1.841708804	0.187920272	0	0.036134297	0.224054569	2.514527723	2.877334192	5.615916485	87253.25072	0	2565.26483	89818.51555	0.464650894	0	1.653923703	2.118574597	1.130497035
0.004899267	0.002395076	0.003830842	0.011125185	0.00512079	0	0	0.00512079	0.009580302	0.010945264	0.025646356	308.3113534	0	0	308.3113534	0.000830729	0	0	0.000830729	0.048574579
0	0.017280142	0.01328277	0.030562912	0	0	0	0	0.069120569	0.037950771	0.10707134	0	0	0	0	0	0	0	0	0
0.0024343	0.016680797	0.011806336	0.030921434	0.001876973	0	0.000770551	0.002647524	0.06672319	0.033732388	0.103103102	981.1939152	0	58.98829636	1040.182212	0.003174281	0	0.034862397	0.038036678	0.003821391
0.016023976	0.02801028	0.382340316	0.426374572	0.01666267	0	0.000764866	0.017427536	0.112041118	1.092400902	1.221869556	8949.410601	44.07884528	144.0839445	9137.573391	0.01348323	0.035312794	0.129496696	0.17829272	0.030229073
0.176369465	0.029427448	0.267789776	0.473586689	0.176362025	0.007982084	0	0.184344109	0.117709792	0.765113647	1.067167548	5274.979467	34.38882213	0	5309.368289	0.034554941	0.001482787	0	0.036037728	0.831075163
0	0.030619762	0.208979877	0.239599639	0	0	0	0	0.122479049	0.597085363	0.719564412	0	0	0	0	0	0	0	0	0
0.001902304	0.003481932	0.055449771	0.060834008	0.001989254	0	7.96754E-05	0.002068929	0.013927729	0.158427917	0.174424576	1235.372358	6.532281271	18.14848297	1260.053123	0.001461748	0.004129587	0.014645003	0.020236338	0.00445055
0.097041104	0.013752808	0.146008979	0.256802891	0.0975758	0.003853072	0	0.101428872	0.055011232	0.417168512	0.573608617	2883.35945	27.05279582	0	2910.412246	0.019161898	0.000717196	0	0.019879095	0.454274456
0	0.007584528	0.060391802	0.067976329	0	0	0	0	0.030338111	0.172548005	0.202886116	0	0	0	0	0	0	0	0	0
0.015091703	0.00453465	0.019045518	0.038671871	0.010367417	0	0.005811227	0.016178644	0.018138601	0.054415765	0.08873301	857.5675631	0	64.38423503	921.9517981	0.650548053	0	0.22831934	0.878867392	0.162444551
0.121880852	0.355784468	0.578150421	1.055815741	0.11027873	0	0.022277817	0.132556547	1.423137872	1.651858344	3.207552763	60076.47029	0	1835.701195	61912.17149	0.293546923	0	1.065574116	1.359121039	0.691832249
0.002695723	0.00397666	0.006494781	0.013167164	0.002817612	0	0	0.002817612	0.01590664	0.018556517	0.037280769	674.8520702	0	0	674.8520702	0.000565636	0	0	0.000565636	0.106323218
0	0.015741917	0.012114506	0.027856423	0	0	0	0	0.062967667	0.034612876	0.097580543	0	0	0	0	0	0	0	0	0
0.001545329	0.010223912	0.007237773	0.019007015	0.001179495	0	0.000501192	0.001680687	0.040895649	0.020679352	0.063255687	601.7654158	0	45.27596924	647.0413851	0.001939351	0	0.021874453	0.023813804	0.002329353
0.000631374	0.001647203	0.008452922	0.010731499	0.000684804	0	1.8721E-06	0.000686676	0.006588813	0.024151205	0.031426694	1016.988706	0	0.15652519	1017.145231	0.001954287	0	0.000173335	0.002127622	0.007462815
0.01206232	0.00127127	0.00487333	0.01820692	0.012607725	0	0	0.012607725	0.00508508	0.0139238	0.031616604	332.8816205	0	0	332.8816205	0.000986451	0	0	0.000986451	0.052445635
0.001899551	0.00422227	0.021650427	0.027772248	0.001779984	0	0.000285952	0.002065935	0.016889081	0.061858363	0.080813379	2097.184248	14.01020421	22.42679732	2133.62125	0.00410753	0.007898892	0.022391019	0.034397441	0.010784679
0.042750205	0.033119606	0.170549146	0.246418958	0.043902269	0.000780911	0	0.04468318	0.132478425	0.487283275	0.66444488	11064.99966	517.586681	0	11582.58634	0.003229008	0.002212144	0	0.005441152	1.743295202
0	0.027969318	0.072121272	0.10009059	0	0	0	0	0.11187727	0.206060778	0.317938048	0	0	0	0	0	0	0	0	0

PM2.5_TOTEX	PM2.5_PMTW	PM2.5_PMBW	PM2.5_TOTAL	PM10_RUNEX	PM10_IDLEX	PM10_STREX	PM10_TOTEX	PM10_PMTW	PM10_PMBW	PM10_TOTAL	CO2_RUNEX	CO2_IDLEX	CO2_STREX	CO2_TOTEX	CH4_RUNEX	CH4_IDLEX	CH4_STREX	CH4_TOTEX	N2O_RUNEX
0.000312809	0.00051033	0.0026409	0.00346404	0.000235057	0.000105152	0	0.000340209	0.002041321	0.007545429	0.009926959	147.4821915	23.37603108	0	170.8582226	0.113372398	0.065760305	0	0.179132703	0.03006521
0.000287248	0.000687539	0.003549753	0.004524541	0.000268382	0	4.40266E-05	0.000312409	0.002750157	0.010142151	0.013204717	349.7386452	2.644133472	4.332632501	356.7154112	0.001551198	0.001387506	0.00482651	0.007765214	0.003014008
0.012699939	0.002583593	0.018638853	0.033922385	0.01319937	7.48041E-05	0	0.013274174	0.01033437	0.053253866	0.07686241	1045.629209	28.30306298	0	1073.932272	0.001016641	0.000519965	0	0.001536607	0.164739308
0	0.000614306	0.001584836	0.002199142	0	0	0	0	0.002457222	0.004528103	0.006985325	0	0	0	0	0	0	0	0	0
7.57075E-05	0.000175638	0.00091184	0.001163185	7.64557E-05	5.88307E-06	0	8.23388E-05	0.00070255	0.002605257	0.003390146	48.23593858	1.307130081	0	49.54306866	0.039078724	0.004227114	0	0.043305839	0.009833212
0.000343798	0.000542172	0.004340745	0.005226715	0.000357421	0	1.64908E-05	0.000373911	0.002168687	0.01240213	0.014944728	213.6595365	12.72627979	1.077908675	227.463725	0.00063182	0.013133759	0.001412366	0.015177945	0.00374439
0.001229052	0.000835147	0.004413855	0.006478054	0.001249094	3.55303E-05	0	0.001284624	0.003340589	0.012611013	0.017236226	299.508357	26.31945522	0	325.8278123	0.000172058	0.000106657	0	0.000278715	0.047187664
0	0.000780937	0.002308225	0.003089162	0	0	0	0	0.003123747	0.006594929	0.009718676	0	0	0	0	0	0	0	0	0
0.000511784	0.000325849	0.001762923	0.002600556	0.000465437	9.11752E-05	0	0.000556612	0.001303394	0.005036924	0.00689693	155.5397979	22.74828863	0	178.2880866	0.373294059	0.070115382	0	0.443409441	0.031707805
0.000204381	0.000373221	0.005940917	0.00651852	0.000221079	0	1.20389E-06	0.000222283	0.001492885	0.01697405	0.018689218	129.7322521	0	0.280966587	130.0132187	0.00016551	0	0.000229629	0.000395139	0.000576461
0.000285465	0.000296677	0.001553286	0.002135427	0.000298372	0	0	0.000298372	0.001186708	0.004437959	0.005923039	45.07921929	0	0	45.07921929	0.000128859	0	0	0.000128859	0.007102249
0	0.01371862	0.033856509	0.047575129	0	0	0	0	0.054874479	0.096732883	0.151607361	0	0	0	0	0	0	0	0	0
0.000229974	0.001135712	0.005450403	0.006816089	0.000240373	0	0	0.000240373	0.004542847	0.015572579	0.020355799	264.5690223	0	0	264.5690223	0.568441079	0	0	0.568441079	0.053934126
5.70997E-06	2.30329E-05	0.000146728	0.00017547	5.81523E-06	0	3.94885E-07	6.21011E-06	9.21316E-05	0.000419222	0.000517563	7.934771189	0	0.034215673	7.968986862	0.00038	0	1.00626E-07	0.0003801	0.000465544
1.694854904	0.584435765	1.892711139	4.172001807	1.758505139	0.012983583	0	1.771488722	2.337743059	5.40774611	9.516977891	83453.18941	5726.72552	0	89179.91493	0.033543373	0.139879674	0	0.173423047	13.14808398
0	0.091540719	0.161870052	0.253410771	0	0	0	0	0.366162874	0.462485863	0.828648738	0	0	0	0	0	0	0	0	0
0.002724613	0.012391778	0.071069215	0.086185606	0.002282443	0.000680822	0	0.002963265	0.049567111	0.2030549	0.255585277	1536.833363	196.4208679	0	1733.254231	1.077682202	0.441966547	0	1.519648748	0.313293535
0.330905603	1.092288077	1.464560177	2.887753857	0.302545436	0	0.057344599	0.359890035	4.369152306	4.18445765	8.913499991	125353.0149	0	3511.04469	128864.0596	0.582432349	0	2.129699432	2.712131781	1.763611537
0.000573811	0.000677764	0.000912776	0.002164351	0.000599756	0	0	0.000599756	0.002711056	0.002607931	0.005918743	63.79448908	0	0	63.79448908	0.00010159	0	0	0.00010159	0.010050848
0	0.152436841	0.117158322	0.269595163	0	0	0	0	0.609747364	0.334738063	0.944485427	0	0	0	0	0	0	0	0	0
0.007715503	0.051967024	0.03670828	0.096390807	0.005926638	0	0.002464675	0.008391313	0.207868097	0.1048808	0.32114021	3056.233059	0	150.5615125	3206.794571	0.009897529	0	0.107167055	0.117064585	0.01198195
0.027789619	0.077231956	0.125931038	0.230952613	0.025163536	0	0.00506021	0.030223746	0.308927824	0.359802966	0.698954536	10398.0228	0	311.7647664	10709.78756	0.049487798	0	0.183849081	0.23333688	0.13806049
1.93217E-06	8.74336E-07	1.40578E-06	4.21229E-06	2.01953E-06	0	0	2.01953E-06	3.49734E-06	4.01651E-06	9.53339E-06	0.151636366	0	0	0.151636366	3.15552E-07	0	0	3.15552E-07	2.38904E-05
0	0.002302196	0.001769761	0.004071957	0	0	0	0	0.009208784	0.005056461	0.014265245	0	0	0	0	0	0	0	0	0
0.000238256	0.001724394	0.001221589	0.003184239	0.000185319	0	7.3806E-05	0.000259125	0.006897578	0.003490256	0.010646958	101.1551036	0	5.6749677	106.8300713	0.000328631	0	0.003537562	0.003866193	0.000395199
0.201148202	0.630028591	1.009234299	1.840411092	0.183555111	0	0.035211912	0.218767023	2.520114362	2.883526569	5.622407954	87162.41241	0	2564.803772	89727.21618	0.457034097	0	1.634107413	2.091141509	1.119547577
0.004915699	0.002403454	0.0038448	0.011163953	0.005137965	0	0	0.005137965	0.009613815	0.010985143	0.025736924	308.5494656	0	0	308.5494656	0.000833247	0	0	0.000833247	0.048612094
0	0.017577173	0.013513544	0.031090717	0	0	0	0	0.070308691	0.038610126	0.108918817	0	0	0	0	0	0	0	0	0
0.002429816	0.016887777	0.011954893	0.031272485	0.001870092	0	0.000772554	0.002642646	0.067551108	0.034156836	0.104350591	992.2173623	0	60.07829207	1052.295654	0.003206597	0	0.035514267	0.038720864	0.003857645
0.015597484	0.027295085	0.372577914	0.415470483	0.016231531	0	0.000732156	0.016963687	0.109180341	1.064508325	1.190652353	8690.554279	42.90765961	140.1018889	8873.563828	0.012910749	0.034147874	0.124447049	0.171505672	0.028445944
0.166783053	0.028620947	0.260450616	0.455854617	0.166541278	0.007782965	0	0.174324243	0.114483787	0.744144618	1.032952649	5116.172672	33.3554079	0	5149.52808	0.032700093	0.001444689	0	0.034144783	0.806055088
0	0.032004035	0.218427539	0.250431574	0	0	0	0	0.12801614	0.624078683	0.752094823	0	0	0	0	0	0	0	0	0
0.001856088	0.003383627	0.053884256	0.05912397	0.001941989	0	7.66758E-05	0.002018665	0.013534507	0.153955017	0.169508188	1194.888252	6.325119789	17.59084491	1218.804217	0.00138367	0.003943592	0.013908777	0.019236039	0.004181852
0.094461903	0.013446096	0.142752722	0.250660721	0.094941569	0.003791483	0	0.098733051	0.053784385	0.40786492	0.560382356	2812.29093	26.55215644	0	2838.843086	0.018622278	0.00070563	0	0.019327908	0.443077581
0	0.007938261	0.063208399	0.07114666	0	0	0	0	0.031753042	0.180595426	0.212348468	0	0	0	0	0	0	0	0	0
0.015155619	0.004536858	0.019054789	0.038747265	0.010395646	0	0.005852666	0.016248312	0.018147431	0.054442254	0.088837997	857.5828392	0	64.13865378	921.721493	0.647436852	0	0.226989307	0.874426159	0.162095289
0.118583698	0.356355208	0.579065438	1.054004344	0.107360634	0	0.021609957	0.128970591	1.425420834	1.654472681	3.208864106	59949.59945	0	1832.638747	61782.23819	0.288860148	0	1.048914454	1.337774602	0.683366177
0.002512349	0.003956107	0.006455237	0.012923693	0.002625946	0	0	0.002625946	0.015824429	0.018443533	0.036893908	667.8308724	0	0	667.8308724	0.000546767	0	0	0.000546767	0.105217026
0	0.015992957	0.012310079	0.028303035	0	0	0	0	0.063971827	0.035171653	0.09914348	0	0	0	0	0	0	0	0	0
0.001541078	0.010366094	0.007340228	0.0192474	0.001173723	0	0.000502341	0.001676063	0.041464375	0.020972079	0.064112518	609.3466542	0	46.21181445	655.5584687	0.001961638	0	0.022332238	0.024293876	0.002354139
0.000630351	0.001636495	0.008397429	0.010664275	0.000683694	0	1.87056E-06	0.000685564	0.00654598	0.023992654	0.031224198	1010.280823	0	0.154939101	1010.435762	0.001939881	0	0.000171016	0.002110897	0.008220017
0.010924967	0.001261797	0.00483647	0.017023234	0.011418946	0	0	0.011418946	0.005047186	0.013818486	0.030284618	330.4291513	0	0	330.4291513	0.000953519	0	0	0.000953519	0.052059247
0.001838075	0.004072272	0.020881045	0.026791391	0.001721511	0	0.000277564	0.001999074	0.016289086	0.059660128	0.077948288	2014.077735	13.43120955	21.47988556	2048.98883	0.003810707	0.007620932	0.021445858	0.032877496	0.010142304
0.041633382	0.032906511	0.169422895	0.243962788	0.042769895	0.000745963	0	0.043515859	0.131626045	0.484065415	0.659207319	10944.29924	507.5293058	0	11451.82854	0.003124049	0.002181146	0	0.005305195	1.724278802
0	0.029645845	0.07644513	0.106090974	0	0	0	0	0.118583378	0.218414656	0.336998034	0	0	0	0	0	0	0	0	0
0.000310707	0.000504843	0.002612376	0.003427927	0.000233695	0.000104227	0	0.000337922	0.002019372	0.007463932	0.009821227	145.6462897	23.03649036	0	168.68278	0.112274342	0.064513891	0	0.176788232	0.029690949
0.000277341	0.00066235	0.00341955	0.004359241	0.000259149	0	4.24845E-05	0.000301633	0.0026494	0.009770143	0.012721176	335.5319861	2.545469645	4.164345769	342.2418015	0.001442912	0.001342335	0.00460827	0.007393517	0.003215271
0.012038801	0.002592789	0.018734022	0.033365613	0.012511817	7.13254E-05	0	0.012583143	0.010371157	0.053525778	0.076480077	1046.851525	28.24441078	0	1075.095935	0.000927969	0.000521378	0	0.001449346	0.164931884
0	0.000635563	0.001639688	0.002275251	0	0	0	0	0.002542253	0.004684822	0.007227075	0	0	0	0	0	0	0	0	0
7.62398E-05	0.000176466	0.000916147	0.001168853	7.69503E-05	5.96745E-06	0	8.29177E-05	0.000705865	0.002617564	0.003406347	48.40058062	1.320281559	0	49.72086218	0.039284096	0.004268022	0	0.043552118	0.009866775
0.000340516	0.000527554	0.004224357	0.005092427	0.000353957	0	1.63849E-05	0.000370342	0.002110216	0.012069591	0.01455015	207.0424751	12.37531618	1.048209481	220.4660007	0.000609146	0.01281786	0.001391013	0.01481802	0.003609488
0.001067147	0.000803555	0.004247024	0.006117726	0.001082669	3.27299E-05	0	0.001115398	0.003214221	0.012134355	0.016463974	287.1655314	25.09560611	0	312.2611375	0.000135229	0.000102311	0	0.000237539	0.045243046
0	0.000838453	0.002478304	0.003316758	0	0	0	0	0.003353812	0.00708087	0.010434682	0	0	0	0	0	0	0	0	0
0.000492548	0.000312543	0.001690802	0.002495894	0.000446269	8.94225E-05	0	0.000535691	0.001250173	0.004830864	0.006616728	147.7579118	21.86828071	0	169.6261925	0.35088325	0.066342757	0	0.417226007	0.030121417
0.000208182	0.000380619	0.006059359	0.00664816	0.000225197	0	1.22012E-06	0.000226417	0.001522478	0.017312453	0.019061349	131.8740467	0	0.284374225	132.1584209	0.000165289	0	0.000233753	0.000399042	0.00058359
0.000145501	0.000123192	0.000703679	0.000972371	0.00015208	0	0	0.00015208	0.000492766	0.002010511	0.002655357	19.46560293	0	0	19.46560293	6.14593E-05	0	0	6.14593E-05	0.003066814
0	0.014707201	0.036175369	0.05088257	0	0	0	0	0.058828805	0.103358196	0.162187001	0	0	0	0	0	0	0	0	0
0.00022372	0.000651694	0.003244725	0.004120138	0.000233835	0	0	0.000233835	0.002606774	0.009270643	0.012111253	152.4416982	0	0	152.4416982	0.311579143	0	0	0.311579143	0.031076237
5.55079E-06	2.23503E-05	0.000142695	0.000170596	5.65227E-06	0	3.84718E-07	6.03699E-06	8.94011E-05	0.0004077	0.000503138	7.670378168	0	0.03302735	7.703405518	0.00036671	0	9.65792E-08	0.000366806	0.000448343
1.735572226	0.598920284	1.939998816	4.274491326	1.800754877	0.013292224	0	1.814047101	2.395681135	5.54285376	9.752581996	85274.81662	5865.175189	0	91139.99181	0.03422769	0.143561172	0	0.177788861	13.43508209
0	0.095740961	0.169427278	0.265168238	0	0	0	0	0.382963843	0.484077937	0.867041779	0	0	0	0	0	0	0	0	0
0.002699366	0.012321251	0.070355012	0.085375629	0.002247588	0.000688219	0	0.002935807	0.049285004	0.20101432	0.253235131	1523.894886	195.9028555	0	1719.797742	1.054621569	0.441083874	0	1.495705443	0.310655941
0.324598455	1.094186913	1.466838761	2.885624129	0.29705791	0	0.055972527	0.353030437	4.376747652	4.190967889	8.920745978	125333.4782	0	3510.758074	128844.2362	0.577579285	0	2.10274525	2.680324535	1.76019735
0.000509234	0.000668721	0.000899792	0.002077746	0.000532259	0	0	0.000532259	0.002674882	0.002570834	0.005777975	62.57420804	0	0	62.57420804	9.50324E-05	0	0	9.50324E-05	0.009858592
0	0.153314037	0.117839093	0.27115313	0	0	0	0	0.61325615	0.336683122	0.949939272	0	0	0	0	0	0	0	0	0
0.00755934	0.052052854	0.036773505	0.096385698	0.005805491	0	0.002415981	0.008221472	0.208211415	0.105067156	0.321500044	3056.044934	0	151.0007482	3207.045683	0.009891399	0	0.107621945	0.117513343	0.011970964
0.026706455	0.077013724	0.125474173	0.229194352	0.024210946	0	0.004834761	0.029045706	0.308054895	0.358497637	0.695598239	10318.42396	0	308.6337936	10627.05776	0.047117869	0	0.176748041	0.22386591	0.134574711
1.90409E-06	8.81657E-07	1.41957E-06	4.20531E-06	1.99018E-06	0	0	1.99018E-06	3.52663E-06	4.05591E-06	9.57272E-06	0.152546181	0	0	0.152546181	3.14909E-07	0	0	3.14909E-07	2.40337E-05
0	0.002353245	0.001809442	0.004162687	0	0	0	0	0.009412982	0.005169833	0.014582815	0	0	0	0	0	0	0	0	0
0.000242604	0.001762161	0.001248609	0.003253374	0.000188161	0	7.56934E-05	0.000263854	0.007048644	0.003567453	0.010879951	103.3305596	0	5.860230108	109.1907897	0.000335253	0	0.003648932	0.003984185	0.00040275

PM2.5_TOTEX	PM2.5_PMTW	PM2.5_PMBW	PM2.5_TOTAL	PM10_RUNEX	PM10_IDLEX	PM10_STREX	PM10_TOTEX	PM10_PMTW	PM10_PMBW	PM10_TOTAL	CO2_RUNEX	CO2_IDLEX	CO2_STREX	CO2_TOTEX	CH4_RUNEX	CH4_IDLEX	CH4_STREX	CH4_TOTEX	N2O_RUNEX
0.196958466	0.631310419	1.011203435	1.839472321	0.179803912	0	0.03440639	0.214210303	2.525241677	2.889152673	5.628604653	87098.7707	0	2565.414494	89664.1852	0.451655632	0	1.618007245	2.069662877	1.11001829
0.004931227	0.002411039	0.003857396	0.011199663	0.005154195	0	0	0.005154195	0.009644157	0.011021133	0.025819485	308.8240797	0	0	308.8240797	0.000835556	0	0	0.000835556	0.04865536
0	0.017831665	0.01371137	0.031543035	0	0	0	0	0.071326659	0.039175343	0.110502002	0	0	0	0	0	0	0	0	0
0.002426803	0.01706839	0.012084405	0.031579598	0.001864766	0	0.000774604	0.00263937	0.068273559	0.03452687	0.105439799	1001.900335	0	61.0717123	1062.972047	0.003234791	0	0.036103096	0.039337887	0.00388915
0.015145645	0.02661089	0.363238644	0.404995179	0.015784888	0	0.000687383	0.016472271	0.106443559	1.037824698	1.160740527	8440.591594	41.67053645	136.016358	8618.278489	0.012309076	0.032957188	0.118718274	0.163984538	0.02645872
0.157248269	0.027867894	0.253597835	0.438713999	0.156774372	0.007583966	0	0.164358338	0.111471576	0.724565244	1.000395159	4969.328747	32.3231579	0	5001.651905	0.03085259	0.001406461	0	0.032259051	0.782919768
0	0.033275526	0.227105462	0.260380988	0	0	0	0	0.133102103	0.64887275	0.781974852	0	0	0	0	0	0	0	0	0
0.001811066	0.003293157	0.05244353	0.057547753	0.001896466	0	7.32336E-05	0.001969699	0.013172629	0.149838658	0.164980986	1157.831253	6.126660595	17.05773404	1181.015647	0.00131206	0.003768927	0.013192753	0.01827374	0.003933603
0.091419345	0.013130169	0.139398632	0.243948146	0.09183881	0.003714112	0	0.095552922	0.052520678	0.398281806	0.546355405	2740.401749	25.90490763	0	2766.306656	0.017921574	0.000690757	0	0.018612331	0.431751412
0	0.008265544	0.065814397	0.074079941	0	0	0	0	0.033062177	0.188041134	0.221103312	0	0	0	0	0	0	0	0	0
0.015199203	0.004538168	0.019060294	0.038797665	0.010417263	0	0.00587913	0.016296393	0.018152674	0.054457983	0.08890705	857.433181	0	63.74363939	921.1768204	0.64426676	0	0.225103236	0.869369996	0.161725039
0.115470647	0.356788006	0.579711392	1.051970045	0.104633856	0	0.020951008	0.125584864	1.427152026	1.656318263	3.209055153	59823.28175	0	1828.833386	61652.11513	0.282472356	0	1.027644247	1.310116604	0.671626489
0.002360184	0.003940774	0.006425327	0.012726285	0.002466901	0	0	0.002466901	0.015763096	0.018358077	0.036588075	662.2668527	0	0	662.2668527	0.000531312	0	0	0.000531312	0.104340412
0	0.016210367	0.012479518	0.028689885	0	0	0	0	0.064841468	0.035655765	0.100497233	0	0	0	0	0	0	0	0	0
0.001537758	0.010491132	0.007430296	0.019459186	0.001168958	0	0.000503495	0.001672452	0.041964528	0.021229416	0.064866396	616.0246355	0	47.06681786	663.0914534	0.001981132	0	0.022748263	0.024729396	0.002375721
0.000628923	0.001626283	0.00834504	0.010600246	0.000682147	0	1.86457E-06	0.000684011	0.006505133	0.023842971	0.031032115	1003.955863	0	0.153347128	1004.10921	0.001925623	0	0.000168527	0.002094151	0.008930215
0.009836343	0.001252486	0.004800536	0.015889365	0.010281099	0	0	0.010281099	0.005009945	0.013715817	0.029006861	328.0459573	0	0	328.0459573	0.00092298	0	0	0.00092298	0.051683774
0.001783124	0.003939115	0.020199343	0.025921581	0.001669644	0	0.000269666	0.00193931	0.015756458	0.057712408	0.075408176	1940.828018	12.89689053	20.61276099	1974.33767	0.003536929	0.007362916	0.020616485	0.03151633	0.009472284
0.040650398	0.032773171	0.168707822	0.242131391	0.041776318	0.00071211	0	0.042488428	0.131092686	0.482022349	0.655603463	10853.40974	498.8864883	0	11352.29623	0.003027993	0.002155012	0	0.005183005	1.709959125
0	0.031258941	0.080606086	0.111865027	0	0	0	0	0.125035763	0.230303104	0.355338867	0	0	0	0	0	0	0	0	0
0.00030884	0.000500171	0.002588064	0.003397075	0.00023257	0.000103321	0	0.000335891	0.002000684	0.00739447	0.009731045	144.0617974	22.71652282	0	166.7783202	0.111334915	0.063364788	0	0.174699703	0.02936794
0.000265328	0.000637019	0.003288604	0.004190951	0.000248835	0	3.9733E-05	0.000288568	0.002548076	0.009396011	0.012232655	321.0487475	2.408323978	3.90716481	327.3642363	0.001212188	0.001282309	0.004303518	0.006798015	0.003246727
0.011406704	0.002601727	0.018826243	0.032834675	0.011854371	6.80933E-05	0	0.011922464	0.010406909	0.053789267	0.076118641	1048.451991	28.23903785	0	1076.691029	0.000838263	0.00052335	0	0.001361613	0.165184038
0	0.000654325	0.001688101	0.002342426	0	0	0	0	0.002617299	0.004823146	0.007440445	0	0	0	0	0	0	0	0	0
7.67439E-05	0.000177229	0.000920135	0.001174108	7.74173E-05	6.04874E-06	0	8.3466E-05	0.000708918	0.002628957	0.003421341	48.55920307	1.333096524	0	49.8922996	0.03948043	0.004307316	0	0.043787746	0.009899111
0.000335109	0.000509526	0.004080899	0.004925534	0.000348284	0	1.6178E-05	0.000364462	0.002038102	0.011659712	0.014062276	199.0320558	11.947785	1.016130681	211.9959715	0.000593382	0.012425211	0.001356663	0.014375256	0.003434305
0.000944091	0.000772151	0.004081224	0.005797466	0.000956006	3.07731E-05	0	0.000986779	0.003088605	0.011660639	0.015736023	275.0234708	23.88037846	0	298.9038493	0.00010924	9.79664E-05	0	0.000207206	0.04333006
0	0.000896435	0.002649744	0.003546179	0	0	0	0	0.003585739	0.007570697	0.011156436	0	0	0	0	0	0	0	0	0
0.000472342	0.000298669	0.001615602	0.002386613	0.000426289	8.74261E-05	0	0.000513715	0.001194674	0.004616006	0.006324395	139.7321325	20.92430943	0	160.656442	0.327775931	0.06233553	0	0.390111461	0.028485309
0.000211778	0.00038757	0.006172059	0.006771408	0.000229115	0	1.21379E-06	0.000230328	0.001550282	0.017634454	0.019415064	133.7457275	0	0.28537659	134.0311041	0.000164986	0	0.000233007	0.000397993	0.000587629
5.64019E-05	1.21371E-05	0.000128856	0.000197395	5.89522E-05	0	0	5.89522E-05	4.85485E-05	0.00036816	0.00047566	2.675259889	0	0	2.675259889	1.80065E-05	0	0	1.80065E-05	0.000421488
0	0.015741707	0.038562462	0.054304169	0	0	0	0	0.062966829	0.110178463	0.173145292	0	0	0	0	0	0	0	0	0
0.000209356	5.95969E-05	0.00063272	0.000901673	0.000218823	0	0	0.000218823	0.000238388	0.001807772	0.002264982	12.1815012	0	0	12.1815012	5.43204E-05	0	0	5.43204E-05	0.002483279
5.40718E-06	2.17421E-05	0.000139076	0.000166226	5.50687E-06	0	3.73938E-07	5.88081E-06	8.69684E-05	0.000397361	0.00049021	7.435315317	0	0.031870337	7.467185654	0.000353979	0	1.13295E-07	0.000354092	0.00043385
1.779240926	0.614152952	1.989551191	4.382945069	1.846069512	0.013620793	0	1.859690305	2.456611808	5.684431974	10.00073409	87227.97595	6012.589988	0	93240.56594	0.034968401	0.14742869	0	0.182397091	13.74280313
0	0.099767015	0.176656533	0.276423548	0	0	0	0	0.399068061	0.504732952	0.903801013	0	0	0	0	0	0	0	0	0
0.002680479	0.012260415	0.069679358	0.084620253	0.002219243	0.000696023	0	0.002915266	0.049041662	0.19908388	0.251040808	1512.578051	195.5651224	0	1708.143173	1.035589557	0.440601197	0	1.476190754	0.308348931
0.319495367	1.096025944	1.469050966	2.884572277	0.292663789	0	0.054816574	0.347480363	4.384103777	4.197288474	8.928872614	125353.3219	0	3512.087576	128865.4095	0.574831521	0	2.082487684	2.657319205	1.758055073
0.000459674	0.000661988	0.00089008	0.002011742	0.000480458	0	0	0.000480458	0.002647952	0.002543086	0.005671496	61.65272391	0	0	61.65272391	9.00101E-05	0	0	9.00101E-05	0.009713412
0	0.15407453	0.118429306	0.272503836	0	0	0	0	0.61629812	0.338369445	0.954667565	0	0	0	0	0	0	0	0	0
0.007434891	0.052135332	0.036834993	0.096405216	0.005709887	0	0.002376234	0.008086122	0.208541329	0.105242838	0.321870289	3056.781626	0	151.4588404	3208.240467	0.009888813	0	0.108057254	0.117946068	0.011964832
0.025765131	0.076841392	0.125104698	0.227711221	0.023383298	0	0.004638632	0.02802193	0.307365568	0.357441995	0.692829494	10249.95738	0	306.0034663	10555.96085	0.045694351	0	0.171118442	0.216812793	0.131895522
1.89201E-06	8.88663E-07	1.43227E-06	4.21294E-06	1.97756E-06	0	0	1.97756E-06	3.55465E-06	4.0922E-06	9.62441E-06	0.153482129	0	0	0.153482129	3.15337E-07	0	0	3.15337E-07	2.41812E-05
0	0.002398567	0.001844692	0.004243259	0	0	0	0	0.00959427	0.005270547	0.014864817	0	0	0	0	0	0	0	0	0
0.000246507	0.001795932	0.001272775	0.003315214	0.000190678	0	7.74213E-05	0.000268099	0.007183729	0.003636499	0.011088327	105.2750405	0	6.031559745	111.3066003	0.000341138	0	0.003751537	0.004092675	0.000409429
0.193279867	0.632467601	1.012951774	1.838699241	0.176523977	0	0.033685513	0.21020949	2.529870402	2.894147926	5.634227818	87048.29002	0	2566.378084	89614.6681	0.448230448	0	1.604200839	2.052431287	1.100862225
0.004945997	0.002417996	0.0038689	0.011232892	0.005169633	0	0	0.005169633	0.009671983	0.011054	0.025895616	309.1326896	0	0	309.1326896	0.000837687	0	0	0.000837687	0.048703981
0	0.018049625	0.013880874	0.031930498	0	0	0	0	0.072198499	0.039659639	0.111858138	0	0	0	0	0	0	0	0	0
0.002425424	0.017226492	0.012197655	0.031849571	0.001861021	0	0.000776849	0.00263787	0.068905967	0.034850442	0.106394279	1010.427361	0	61.97802638	1072.405387	0.003259445	0	0.036635616	0.039895061	0.003916598
0.014695316	0.025966657	0.354444874	0.395106847	0.01534637	0	0.000636127	0.015982496	0.10386663	1.012699641	1.132548767	8204.011637	40.4153162	131.9557969	8376.38275	0.011712677	0.031776747	0.112697357	0.156186781	0.024409713
0.149373454	0.027197257	0.247495038	0.42406575	0.148723124	0.007404335	0	0.156127459	0.108789028	0.707128681	0.972045168	4838.708246	31.40447123	0	4870.112717	0.029341519	0.001372135	0	0.030713654	0.762340455
0	0.03443966	0.235050678	0.269490338	0	0	0	0	0.137758639	0.671573367	0.809332007	0	0	0	0	0	0	0	0	0
0.001770217	0.003209464	0.051110712	0.056090393	0.001854812	0	7.04607E-05	0.001925273	0.012837855	0.146030605	0.160793733	1124.021952	5.939602165	16.55328142	1146.514835	0.001250883	0.003606994	0.012547522	0.017405399	0.003727218
0.088760429	0.012850583	0.13643036	0.238041372	0.089127131	0.00364665	0	0.092773781	0.051402334	0.38980103	0.533977145	2676.956187	25.35007413	0	2702.306262	0.017339989	0.000677879	0	0.018017868	0.421755537
0	0.008567834	0.06822138	0.076789215	0	0	0	0	0.034271337	0.19491823	0.229189567	0	0	0	0	0	0	0	0	0
0.015213816	0.004537828	0.019058863	0.038810506	0.01043059	0	0.005883178	0.016313768	0.018151311	0.054453895	0.088918973	856.9509207	0	63.06287124	920.0137919	0.640758491	0	0.22216297	0.862921461	0.161285176
0.112685011	0.35718059	0.580276653	1.050142254	0.102206327	0	0.020348904	0.122555231	1.428722361	1.657933293	3.209210886	59705.2012	0	1824.945856	61530.14706	0.275952722	0	1.004725152	1.280677874	0.659490287
0.002239879	0.003930321	0.006404511	0.012574711	0.002341156	0	0	0.002341156	0.015721285	0.018298603	0.036361045	658.0498323	0	0	658.0498323	0.000519218	0	0	0.000519218	0.103676019
0	0.016397602	0.012625483	0.029023086	0	0	0	0	0.06559041	0.036072809	0.101663219	0	0	0	0	0	0	0	0	0
0.001535691	0.010601092	0.007509442	0.019646226	0.001165379	0	0.000504825	0.001670204	0.04240437	0.021455548	0.065530122	621.9193592	0	47.84855715	669.7679163	0.001998221	0	0.023126029	0.02512425	0.002394565
0.000628159	0.001618468	0.008304974	0.010551601	0.000681318	0	1.86258E-06	0.00068318	0.006473871	0.023728496	0.030885548	999.1252249	0	0.152173271	999.2773982	0.001914477	0	0.000166703	0.002081181	0.00945893
0.008817213	0.001243431	0.004765612	0.014826256	0.009215888	0	0	0.009215888	0.004973723	0.013616035	0.027805646	325.7269398	0	0	325.7269398	0.000893704	0	0	0.000893704	0.051318412
0.001734585	0.003822746	0.019603622	0.025160953	0.001624025	0	0.000262494	0.001886519	0.015290983	0.056010349	0.073187851	1877.173762	12.41982507	19.84519731	1909.438784	0.00335206	0.007130699	0.019849792	0.030332551	0.0089063
0.040126008	0.032733159	0.168473928	0.241333095	0.041245538	0.00069479	0	0.041940328	0.130932634	0.481354081	0.654227044	10796.50287	491.8087675	0	11288.31164	0.002974991	0.002135805	0	0.005110796	1.700993424
0	0.03279689	0.084573229	0.117370119	0	0	0	0	0.131187559	0.241637798	0.372825357	0	0	0	0	0	0	0	0	0
0.000307458	0.000496654	0.00256969	0.003373802	0.000231878	0.000102511	0	0.000334388	0.001986616	0.007341972	0.009662977	142.8297981	22.43182676	0	165.2616248	0.11062734	0.062341729	0	0.172969069	0.029116789
0.000256142	0.000616505	0.003182557	0.004055205	0.000240781	0	3.77977E-05	0.000278578	0.002466022	0.009093019	0.01183762	309.3821976	2.301530086	3.703468593	315.3871963	0.001043107	0.001237529	0.004044779	0.006325414	0.00323657
0.010868832	0.002610513	0.018914963	0.032394308	0.011294846	6.54263E-05	0	0.011360273	0.010442052	0.05404275	0.075845075	1050.380935	28.28625765	0	1078.667192	0.000760992	0.000525974	0	0.001286966	0.165487944
0	0.000670727	0.001730427	0.002401154	0	0	0	0	0.002682908	0.004944077	0.007626985	0	0	0	0	0	0	0	0	0
7.72256E-05	0.000177899	0.000923626	0.00117875	7.78667E-05	6.12315E-06	0	8.39899E-05	0.000711594	0.002638932	0.003434516	48.69144909	1.34431832	0	50.03576741	0.039657239	0.004340391	0	0.04399763	0.00992607

PM2.5_TOTEX	PM2.5_PMTW	PM2.5_PMBW	PM2.5_TOTAL	PM10_RUNEX	PM10_IDLEX	PM10_STREX	PM10_TOTEX	PM10_PMTW	PM10_PMBW	PM10_TOTAL	CO2_RUNEX	CO2_IDLEX	CO2_STREX	CO2_TOTEX	CH4_RUNEX	CH4_IDLEX	CH4_STREX	CH4_TOTEX	N2O_RUNEX
0.000327196	0.000489362	0.003920366	0.004736924	0.000340008	0	1.58475E-05	0.000355856	0.001957448	0.011201045	0.013514349	190.2104245	11.47475736	0.976757913	202.6619398	0.000551652	0.011989261	0.0012907	0.013831613	0.003217009
0.000850185	0.000740481	0.003914011	0.005504677	0.000859413	2.92132E-05	0	0.000888627	0.002961924	0.011182888	0.015033438	262.7894857	22.67379217	0	285.4632779	9.20729E-05	9.36465E-05	0	0.000185719	0.04140259
0	0.000954709	0.002822053	0.003776762	0	0	0	0	0.003818837	0.008063008	0.011881845	0	0	0	0	0	0	0	0	0
0.000451999	0.000284843	0.001540681	0.002277524	0.000406394	8.51968E-05	0	0.000491591	0.001139374	0.004401947	0.006032911	131.8296131	19.94037175	0	151.7699848	0.304913049	0.058220651	0	0.3631337	0.026874329
0.000215692	0.000395169	0.006293068	0.006903929	0.000233352	0	1.23358E-06	0.000234585	0.001580676	0.017980193	0.019795455	136.025437	0	0.289547648	136.3149846	0.000166777	0	0.000237411	0.000404188	0.000600547
6.16481E-05	1.21443E-05	0.000128932	0.000202724	6.44356E-05	0	0	6.44356E-05	4.85771E-05	0.000368376	0.000481389	2.676833844	0	0	2.676833844	1.83626E-05	0	0	1.83626E-05	0.000421736
0	0.016070747	0.039344124	0.055414871	0	0	0	0	0.064282988	0.112411782	0.17669477	0	0	0	0	0	0	0	0	0
0.000227344	6.09955E-05	0.000647569	0.000935908	0.000237623	0	0	0.000237623	0.000243982	0.001850197	0.002331802	12.44155243	0	0	12.44155243	5.61614E-05	0	0	5.61614E-05	0.002536292
5.28071E-06	2.12231E-05	0.000135956	0.00016246	5.38017E-06	0	3.63082E-07	5.74325E-06	8.48923E-05	0.000388446	0.000479081	7.236882084	0	0.030731466	7.26761355	0.000344403	0	9.76744E-08	0.000344501	0.000423022
1.825675	0.630102343	2.041229687	4.49700703	1.894257229	0.013966692	0	1.908223922	2.520409371	5.832084821	10.26071811	89300.00184	6168.447619	0	95468.44946	0.035761068	0.151476134	0	0.187237202	14.06925166
0	0.10365903	0.183629378	0.287288407	0	0	0	0	0.414636118	0.524655366	0.939291484	0	0	0	0	0	0	0	0	0
0.00266039	0.012218915	0.069116549	0.083995855	0.002189024	0.000704394	0	0.002893417	0.048875661	0.197475856	0.249244934	1503.581285	195.5224121	0	1699.103697	1.017521282	0.441142289	0	1.458663571	0.306514881
0.315467485	1.097770677	1.471146072	2.884384234	0.289216867	0	0.053882806	0.343099674	4.391082709	4.20327449	8.937456873	125401.3853	0	3515.107606	128916.4929	0.572765729	0	2.066822158	2.639587887	1.756694331
0.000418761	0.000656962	0.000882782	0.001958505	0.000437696	0	0	0.000437696	0.002627848	0.002522233	0.005587777	60.95116011	0	0	60.95116011	8.59481E-05	0	0	8.59481E-05	0.00960288
0	0.154730286	0.118938303	0.273668589	0	0	0	0	0.618921144	0.339823722	0.958744866	0	0	0	0	0	0	0	0	0
0.007337335	0.052213741	0.036892509	0.096443586	0.005635403	0	0.002344619	0.007980022	0.208854966	0.105407169	0.322242156	3058.165718	0	151.9376933	3210.103411	0.009888634	0	0.108478415	0.118367048	0.011962055
0.024968158	0.076716468	0.124825417	0.226510043	0.022682402	0	0.004472748	0.02715515	0.30686587	0.356644049	0.69066507	10194.5969	0	303.9564608	10498.55336	0.044554129	0	0.166532256	0.211086385	0.129775307
1.8827E-06	8.9485E-07	1.44332E-06	4.22088E-06	1.96783E-06	0	0	1.96783E-06	3.5794E-06	4.12378E-06	9.67102E-06	0.154313622	0	0	0.154313622	3.15798E-07	0	0	3.15798E-07	2.43122E-05
0	0.002438526	0.001875788	0.004314314	0	0	0	0	0.009754103	0.005359394	0.015113497	0	0	0	0	0	0	0	0	0
0.000249993	0.001825897	0.001294219	0.003370109	0.000192891	0	7.8999E-05	0.00027189	0.00730359	0.003697768	0.011273247	106.9993073	0	6.189258579	113.1885659	0.00034632	0	0.00384559	0.004191911	0.000415283
0.19025428	0.633562947	1.014609523	1.838426751	0.1738295	0	0.033089389	0.206918889	2.53425179	2.898884353	5.640055031	87023.15475	0	2568.468063	89591.62282	0.44562786	0	1.593532668	2.039160528	1.093757696
0.00496013	0.002424448	0.003879552	0.01126413	0.005184405	0	0	0.005184405	0.009697792	0.011084435	0.025966631	309.4743324	0	0	309.4743324	0.000839665	0	0	0.000839665	0.048757807
0	0.018234763	0.014024918	0.03225968	0	0	0	0	0.072939051	0.040071193	0.113010244	0	0	0	0	0	0	0	0	0
0.002425556	0.01736375	0.012295866	0.032085172	0.001858628	0	0.000779386	0.002638014	0.069454998	0.035131046	0.107224058	1017.851838	0	62.80282079	1080.654658	0.003280681	0	0.037116271	0.040396951	0.003940124
0.014268705	0.025375919	0.346381289	0.386025913	0.01493374	0	0.000584778	0.015518519	0.101503674	0.989660825	1.106683019	7987.185353	39.22083047	128.1258323	8154.532016	0.011155683	0.030672103	0.106899087	0.148726873	0.022469838
0.141828435	0.026570713	0.241793487	0.410192635	0.141013793	0.007227494	0	0.148241287	0.106282851	0.690838534	0.945362673	4717.156257	30.50144709	0	4747.657704	0.027893872	0.00133832	0	0.029232193	0.743189889
0	0.035500561	0.242291327	0.277791888	0	0	0	0	0.142002243	0.692260935	0.834263179	0	0	0	0	0	0	0	0	0
0.001732613	0.003134131	0.049911029	0.054777772	0.001816572	0	6.78026E-05	0.001884374	0.012536522	0.142602939	0.157023836	1093.763744	5.767661277	16.08932602	1115.620731	0.001196574	0.003460365	0.011951371	0.01660831	0.003540811
0.085987991	0.01257859	0.133542701	0.232109282	0.086300846	0.00357514	0	0.089875986	0.050314362	0.381550575	0.521740923	2615.567308	24.75586082	0	2640.323169	0.016718893	0.000664126	0	0.017383019	0.412083695
0	0.008845772	0.070434461	0.079280234	0	0	0	0	0.035383089	0.201241318	0.236624407	0	0	0	0	0	0	0	0	0
0.015203979	0.004536104	0.019051622	0.038791705	0.010436876	0	0.005868336	0.016305213	0.018144415	0.054433207	0.088882834	856.1992289	0	62.15853457	918.3577635	0.637039983	0	0.218405009	0.855444992	0.160796941
0.110093047	0.357462119	0.580632153	1.048187319	0.099961545	0	0.019774689	0.119736234	1.429848477	1.658949007	3.208533718	59584.82034	0	1820.589771	61405.41011	0.268827578	0	0.978020401	1.246847979	0.64598968
0.002143806	0.00392277	0.006389085	0.01245566	0.00224074	0	0	0.00224074	0.015691078	0.018254528	0.036186345	654.7311154	0	0	654.7311154	0.000509577	0	0	0.000509577	0.103153154
0	0.016557292	0.012750011	0.029307303	0	0	0	0	0.066229168	0.036428604	0.102657772	0	0	0	0	0	0	0	0	0
0.001534098	0.010696288	0.007577907	0.019808292	0.00116238	0	0.000506091	0.001668471	0.042785153	0.021651161	0.066104785	627.0245369	0	48.55434679	675.5788836	0.00201287	0	0.023465237	0.025478107	0.00241064
0.000628073	0.001613051	0.008277261	0.010518384	0.000681221	0	1.86503E-06	0.000683086	0.006452204	0.023649317	0.030784607	995.793851	0	0.151464279	995.9453153	0.001906751	0	0.000165663	0.002072413	0.00980309
0.007934513	0.001235891	0.004736533	0.013906938	0.008293277	0	0	0.008293277	0.004943566	0.013532953	0.026769795	323.7981711	0	0	323.7981711	0.000869421	0	0	0.000869421	0.051014534
0.001691893	0.003721226	0.019083974	0.024497093	0.001584125	0	0.000255963	0.001840088	0.014884906	0.054525639	0.071250633	1821.91847	11.9861717	19.14639579	1853.051037	0.003238116	0.006917081	0.019181882	0.029337079	0.008456509
0.039758832	0.032778515	0.168680003	0.24121735	0.040875191	0.000681359	0	0.04155655	0.131114058	0.481942866	0.654613475	10770.72015	486.1081227	0	11256.82827	0.002933701	0.00212164	0	0.005055341	1.696931345
0	0.034269617	0.088372209	0.122641826	0	0	0	0	0.137078467	0.252492026	0.389570493	0	0	0	0	0	0	0	0	0
0.000306412	0.000493753	0.00255453	0.003354694	0.000231488	0.000101763	0	0.000333251	0.001975011	0.007298656	0.009606918	141.7935222	22.16514586	0	163.9586681	0.110064286	0.061366197	0	0.171430482	0.028905537
0.000246775	0.000597484	0.003084208	0.003928467	0.000232887	0	3.55034E-05	0.00026839	0.002389934	0.008812023	0.011470348	298.4947334	2.186518737	3.481970798	304.1632229	0.000837837	0.001188133	0.003785424	0.005811393	0.003199894
0.010325069	0.002618888	0.018999897	0.031943854	0.010729209	6.27141E-05	0	0.010791923	0.010475553	0.054285419	0.075552894	1052.49569	28.36623029	0	1080.86192	0.000682274	0.000528939	0	0.001211213	0.165821125
0	0.00068497	0.001767184	0.002452154	0	0	0	0	0.002739881	0.005049096	0.007788977	0	0	0	0	0	0	0	0	0
7.77731E-05	0.000178626	0.000927419	0.001183818	7.83866E-05	6.19875E-06	0	8.45853E-05	0.000714504	0.002649769	0.003448858	48.84317749	1.355597915	0	50.1987754	0.039853794	0.004371692	0	0.044225486	0.009957001
0.00031568	0.00046678	0.003740222	0.004522681	0.000327996	0	1.53343E-05	0.00034333	0.001867121	0.010686347	0.012896799	180.5230949	10.93249167	0.930786594	192.3863732	0.000531829	0.01146949	0.001273781	0.0132751	0.003025404
0.000778399	0.000709313	0.003749409	0.005237121	0.000785794	2.78005E-05	0	0.000813595	0.002837251	0.010712597	0.014363442	250.6942231	21.46852716	0	272.1627503	8.11846E-05	8.93144E-05	0	0.000170499	0.039496977
0	0.0010123	0.002992568	0.004004868	0	0	0	0	0.004049202	0.008550194	0.012599395	0	0	0	0	0	0	0	0	0
0.000431786	0.000271226	0.001466945	0.002169958	0.000386867	8.27402E-05	0	0.000469607	0.001084905	0.004191273	0.005745785	124.2193325	18.94369889	0	143.1630314	0.283109335	0.054169751	0	0.337279086	0.025322924
0.000219607	0.000402768	0.006414088	0.007036463	0.000237589	0	1.25336E-06	0.000238843	0.001611074	0.018325965	0.020175881	138.3048713	0	0.295416209	138.6002875	0.000173989	0	0.000242493	0.000416482	0.000627632
5.88223E-05	1.21515E-05	0.000129008	0.000199982	6.1482E-05	0	0	6.1482E-05	4.86059E-05	0.000368595	0.000478683	2.678424942	0	0	2.678424942	1.81836E-05	0	0	1.81836E-05	0.000421987
0	0.016399738	0.040125664	0.056525402	0	0	0	0	0.065598953	0.114644754	0.180243706	0	0	0	0	0	0	0	0	0
0.000224511	6.2394E-05	0.000662416	0.000949321	0.000234663	0	0	0.000234663	0.000249576	0.001892617	0.002376855	12.7015534	0	0	12.7015534	5.67703E-05	0	0	5.67703E-05	0.002589295
5.17502E-06	2.0789E-05	0.000133343	0.000159307	5.2744E-06	0	3.53897E-07	5.6283E-06	8.3156E-05	0.000380979	0.000469763	7.072717308	0	0.029802322	7.10251963	0.000336982	0	9.64133E-08	0.000337079	0.000415324
1.874702844	0.646764054	2.095132082	4.61659898	1.945136953	0.014331636	0	1.959468588	2.587056215	5.986091663	10.53261647	91490.12216	6332.161572	0	97822.28374	0.036606527	0.155693356	0	0.192299883	14.41430601
0	0.107450666	0.190388168	0.297838834	0	0	0	0	0.429802663	0.543966195	0.973768858	0	0	0	0	0	0	0	0	0
0.002640846	0.012187726	0.068589224	0.083417796	0.002158676	0.000713486	0	0.002872162	0.048750904	0.195969211	0.247592277	1495.859516	195.6789371	0	1691.538453	1.00056867	0.442391704	0	1.442960374	0.304940748
0.312302254	1.099376821	1.473071581	2.884750656	0.286525528	0	0.053131668	0.339657196	4.397507283	4.208775947	8.945940426	125464.3201	0	3519.332874	128983.653	0.571177378	0	2.054653125	2.625830503	1.755777709
0.000373586	0.00065266	0.000876522	0.001902768	0.000390478	0	0	0.000390478	0.00261064	0.002504348	0.005505466	60.34065418	0	0	60.34065418	8.17348E-05	0	0	8.17348E-05	0.009506695
0	0.155292108	0.119374483	0.274666591	0	0	0	0	0.621168431	0.341069953	0.962238384	0	0	0	0	0	0	0	0	0
0.007261795	0.052287134	0.03694571	0.09649464	0.005577865	0	0.00232	0.007897865	0.209148535	0.105559172	0.322605573	3059.953305	0	152.4329156	3212.38622	0.009890012	0	0.10888707	0.118777082	0.011961385
0.024299973	0.076632233	0.124627185	0.225559391	0.022095292	0	0.004333146	0.026428438	0.306528933	0.356077672	0.689035042	10150.43365	0	302.3879381	10452.82159	0.043617761	0	0.162734536	0.206352297	0.128047458
1.85616E-06	8.99546E-07	1.45117E-06	4.20688E-06	1.94009E-06	0	0	1.94009E-06	3.59818E-06	4.14619E-06	9.68447E-06	0.154843185	0	0	0.154843185	3.14726E-07	0	0	3.14726E-07	2.43956E-05
0	0.002473204	0.001902789	0.004375993	0	0	0	0	0.009892816	0.005436541	0.015329357	0	0	0	0	0	0	0	0	0
0.000253092	0.00185234	0.001313144	0.003418577	0.000194826	0	8.04351E-05	0.000275261	0.00740936	0.003751841	0.011436462	108.5201448	0	6.33383351	114.8539783	0.000350859	0	0.00393145	0.004282309	0.000420379
0.187712271	0.63453777	1.01607241	1.838322451	0.171568511	0	0.032585711	0.204154222	2.538151079	2.90306403	5.645369331	87004.19988	0	2570.910626	89575.11051	0.443289099	0	1.584322765	2.027611864	1.087304145
0.004972939	0.002430317	0.003889241	0.011292497	0.005197793	0	0	0.005197793	0.009721268	0.011112118	0.02603118	309.8168742	0	0	309.8168742	0.000841438	0	0	0.000841438	0.048811775
0	0.018390987	0.014146519	0.032537506	0	0	0	0	0.073563947	0.040418626	0.113982573	0	0	0	0	0	0	0	0	0
0.002427119	0.017482328	0.012380638	0.032290085	0.001857437	0	0.000782276	0.002639713	0.069929312	0.035373251	0.107942276	1024.277739	0	63.55267068	1087.83041	0.00329884	0	0.03754994	0.040848779	0.00396009
0.013899672	0.024853789	0.339254214	0.378007674	0.014575525	0	0.000541637	0.015117162	0.099415154	0.969297753	1.083830069	7797.955177	38.17076073	124.7485152	7960.874453	0.010684647	0.029702423	0.102418592	0.142805662	0.021031913

PM2.5_TOTEX	PM2.5_PMTW	PM2.5_PMBW	PM2.5_TOTAL	PM10_RUNEX	PM10_IDLEX	PM10_STREX	PM10_TOTEX	PM10_PMTW	PM10_PMBW	PM10_TOTAL	CO2_RUNEX	CO2_IDLEX	CO2_STREX	CO2_TOTEX	CH4_RUNEX	CH4_IDLEX	CH4_STREX	CH4_TOTEX	N2O_RUNEX
0.135672927	0.02599125	0.236520376	0.398184553	0.134748969	0.007058486	0	0.141807454	0.103965001	0.675772504	0.921544959	4604.422805	29.65321703	0	4634.076022	0.026768096	0.001306217	0	0.028074313	0.725428688
0	0.036462493	0.248856517	0.28531901	0	0	0	0	0.145849973	0.71101862	0.856868593	0	0	0	0	0	0	0	0	0
0.001698487	0.003065097	0.048811669	0.053575253	0.001781618	0	6.56409E-05	0.001847259	0.012260388	0.139461911	0.153569558	1066.404437	5.60838306	15.65842221	1087.671242	0.0011502	0.003326012	0.01143504	0.015911252	0.003391788
0.083529328	0.012337501	0.13098314	0.226849969	0.083793439	0.003512714	0	0.087306153	0.049350006	0.374237543	0.510893702	2561.425943	24.24406288	0	2585.670006	0.01623942	0.000652169	0	0.016891589	0.403553701
0	0.009100288	0.072461042	0.081561329	0	0	0	0	0.036401151	0.207031547	0.243432699	0	0	0	0	0	0	0	0	0
0.015172343	0.004533139	0.019039169	0.038744651	0.010437238	0	0.005836316	0.016273554	0.018132555	0.054397626	0.088803735	855.1987356	0	61.02188272	916.2206184	0.633081515	0	0.21381541	0.846896925	0.160259328
0.107799566	0.357703568	0.580920671	1.046423805	0.097980674	0	0.019261189	0.117241864	1.430814273	1.659773346	3.207829483	59479.30225	0	1817.020175	61296.32242	0.262164001	0	0.953561694	1.215725695	0.63336593
0.002065653	0.003917527	0.006378076	0.012361256	0.002159053	0	0	0.002159053	0.01567011	0.018223073	0.036052236	652.1589745	0	0	652.1589745	0.000501855	0	0	0.000501855	0.102747912
0	0.016692586	0.012855546	0.029548132	0	0	0	0	0.066770342	0.036730132	0.103500475	0	0	0	0	0	0	0	0	0
0.001532761	0.010778084	0.007636695	0.019947539	0.001159785	0	0.000507232	0.001667017	0.043112334	0.021819129	0.06659848	631.4141019	0	49.18921134	680.6033133	0.002025331	0	0.02376858	0.025793911	0.002424214
0.000627718	0.00160785	0.008250659	0.010486227	0.000680835	0	1.86557E-06	0.0006827	0.006431399	0.023573312	0.030687411	992.5997414	0	0.150795263	992.7505367	0.001901779	0	0.00016492	0.002066699	0.009984927
0.007179357	0.001229287	0.004711059	0.013119704	0.007503976	0	0	0.007503976	0.00491715	0.013460169	0.025881295	322.1066004	0	0	322.1066004	0.000848076	0	0	0.000848076	0.050748026
0.0016549	0.003634004	0.018637551	0.023926455	0.00154972	0	0.000250135	0.001799855	0.014536014	0.053250146	0.069586015	1774.663641	11.60109278	18.54128401	1804.806018	0.00321097	0.006724811	0.018607863	0.028543643	0.008130426
0.03954511	0.032907122	0.169315287	0.241767519	0.040661171	0.000671994	0	0.041333165	0.131628487	0.483757962	0.656719613	10776.17657	481.8208296	0	11257.9974	0.002905286	0.002112687	0	0.005017974	1.697791008
0	0.035681447	0.092014107	0.127695554	0	0	0	0	0.14272579	0.262897447	0.405623237	0	0	0	0	0	0	0	0	0
0.000305455	0.000491252	0.002541425	0.003338132	0.00023119	0.00010102	0	0.00033221	0.001965009	0.007261213	0.009558433	140.874287	21.90771207	0	162.781999	0.109576008	0.060440737	0	0.170016745	0.028718145
0.000238298	0.000580862	0.002998255	0.003817414	0.000225838	0	3.33333E-05	0.000259171	0.002323446	0.008566442	0.011149059	288.9614117	2.079849345	3.272322592	294.3135837	0.000650213	0.001145156	0.003511793	0.005307162	0.003076563
0.009793513	0.002626841	0.019079968	0.031500322	0.01017604	6.02918E-05	0	0.010236332	0.010507364	0.054514195	0.075257891	1054.57061	28.47374415	0	1083.044354	0.000602405	0.000532347	0	0.001134752	0.166148029
0	0.000697272	0.001798932	0.002496204	0	0	0	0	0.002789088	0.005139805	0.007928893	0	0	0	0	0	0	0	0	0
7.84342E-05	0.000179513	0.000932037	0.001189984	7.90306E-05	6.27373E-06	0	8.53043E-05	0.000718052	0.002662963	0.003466319	49.03308952	1.366342148	0	50.39943167	0.040092176	0.004400229	0	0.044492405	0.009995716
0.000295162	0.000429954	0.00344624	0.004171356	0.00030663	0	1.43857E-05	0.000321016	0.001719816	0.009846399	0.01188723	164.9865444	10.0396946	0.860337569	175.8865766	0.000499492	0.010609636	0.001165891	0.012275019	0.002659663
0.000721469	0.000678389	0.003586022	0.00498588	0.000727632	2.64584E-05	0	0.000754091	0.002713557	0.010245776	0.013713423	238.6343261	20.29131784	0	258.9256439	7.40771E-05	8.50511E-05	0	0.000159128	0.037596935
0	0.001069412	0.003161807	0.004231219	0	0	0	0	0.004277648	0.009033735	0.013311384	0	0	0	0	0	0	0	0	0
0.000411799	0.000257855	0.001394629	0.002064283	0.0003678	8.00691E-05	0	0.000447869	0.001031419	0.003984655	0.005463943	116.9669484	17.95465345	0	134.9216018	0.262863218	0.050319305	0	0.313182523	0.023844478
0.000223521	0.000410366	0.006535085	0.007168972	0.000241826	0	1.27313E-06	0.000243099	0.001641466	0.018671673	0.020556237	140.5842289	0	0.301716325	140.8859452	0.000182987	0	0.000248936	0.000431923	0.000653175
6.04501E-05	1.21585E-05	0.000129083	0.000201692	6.31834E-05	0	0	6.31834E-05	4.86341E-05	0.000368808	0.000480626	2.679978362	0	0	2.679978362	1.82997E-05	0	0	1.82997E-05	0.000422232
0	0.016728613	0.040906791	0.057635403	0	0	0	0	0.066914451	0.116876544	0.183790996	0	0	0	0	0	0	0	0	0
0.00023151	6.37919E-05	0.000677257	0.00097256	0.000241978	0	0	0.000241978	0.000255168	0.001935021	0.002432167	12.96142205	0	0	12.96142205	5.79111E-05	0	0	5.79111E-05	0.002642271
5.08853E-06	2.04291E-05	0.000131165	0.000156683	5.18795E-06	0	3.46289E-07	5.53424E-06	8.17163E-05	0.000374758	0.000462008	6.938746731	0	0.028940901	6.967687632	0.000332281	0	3.01609E-09	0.000332284	0.000413598
1.926195878	0.664126259	2.151194891	4.741517028	1.998572752	0.014717156	0	2.013289908	2.656505034	6.146271117	10.81606606	93792.46575	6503.257954	0	100295.7237	0.037514603	0.160072681	0	0.197587285	14.77704117
0	0.111167855	0.196974524	0.308142379	0	0	0	0	0.44467142	0.562784355	1.007455775	0	0	0	0	0	0	0	0	0
0.002627032	0.012173942	0.068158501	0.082959476	0.002133775	0.000723362	0	0.002857137	0.048695768	0.194738576	0.246291481	1490.945698	196.1517496	0	1687.097448	0.987809078	0.44448595	0	1.432295028	0.303939034
0.309822269	1.100886824	1.474866985	2.885576077	0.28443858	0	0.052521406	0.336959986	4.403547297	4.21390567	8.954412953	125539.6349	0	3524.252736	129063.8876	0.56999273	0	2.045388368	2.615381098	1.755273014
0.000328366	0.000648992	0.000871164	0.001848522	0.000343213	0	0	0.000343213	0.002595968	0.00248904	0.005428222	59.8133918	0	0	59.8133918	7.76545E-05	0	0	7.76545E-05	0.009423624
0	0.155780317	0.119753557	0.275533874	0	0	0	0	0.623121266	0.34215302	0.965274286	0	0	0	0	0	0	0	0	0
0.007204912	0.052358919	0.036997101	0.096560931	0.005534386	0	0.002301613	0.007835999	0.209435675	0.105706002	0.322977676	3062.181669	0	152.9464842	3215.128154	0.009892994	0	0.109288706	0.1191817	0.011962918
0.023802723	0.076606761	0.124542016	0.224951501	0.021655914	0	0.004231719	0.025887634	0.306427045	0.355834332	0.688149011	10121.47331	0	301.5280461	10423.00135	0.043097393	0	0.160327016	0.203424409	0.12716404
1.87171E-06	9.05122E-07	1.46129E-06	4.23812E-06	1.95634E-06	0	0	1.95634E-06	3.62049E-06	4.17511E-06	9.75194E-06	0.155704668	0	0	0.155704668	3.16847E-07	0	0	3.16847E-07	2.45313E-05
0	0.002503494	0.001926385	0.004429878	0	0	0	0	0.010013975	0.005503956	0.015517931	0	0	0	0	0	0	0	0	0
0.00025585	0.001875631	0.001329811	0.003461291	0.000196519	0	8.17404E-05	0.00027826	0.007502524	0.003799459	0.011580243	109.8586748	0	6.465814833	116.3244896	0.000354824	0	0.004009515	0.004364339	0.00042481
0.185572564	0.635431307	1.017398442	1.838402312	0.169666843	0	0.032160252	0.201827095	2.541725229	2.90685269	5.650405013	86992.56607	0	2573.580317	89566.14639	0.441001478	0	1.575956074	2.016957552	1.081009044
0.004984766	0.002435709	0.003898087	0.011318562	0.005210155	0	0	0.005210155	0.009742835	0.011137392	0.026090382	310.1567664	0	0	310.1567664	0.000843043	0	0	0.000843043	0.048865325
0	0.018522898	0.014249232	0.032772131	0	0	0	0	0.074091594	0.040712092	0.114803686	0	0	0	0	0	0	0	0	0
0.00242957	0.017584917	0.012453878	0.032468365	0.001857041	0	0.000785339	0.002642379	0.070339669	0.035582508	0.108564557	1029.835003	0	64.23131758	1094.066321	0.003314338	0	0.037940116	0.041254454	0.003977034
0.013528115	0.024358972	0.332499963	0.37038705	0.014221254	0	0.000491806	0.014713059	0.097435887	0.949999896	1.062148842	7616.126586	37.08970897	121.3531826	7774.569478	0.010195212	0.028717589	0.097641724	0.136554525	0.019482207
0.130113778	0.025451638	0.231609904	0.38717532	0.129102557	0.006894389	0	0.135996946	0.101806551	0.661742583	0.899546081	4499.89191	28.83831837	0	4528.730228	0.025756305	0.001275083	0	0.027031388	0.708959803
0	0.037332364	0.254793385	0.292125749	0	0	0	0	0.149329456	0.727981099	0.877310556	0	0	0	0	0	0	0	0	0
0.001666441	0.003002523	0.047815181	0.052484146	0.001748945	0	6.34618E-05	0.001812407	0.012010093	0.136614804	0.150437303	1041.823041	5.460928859	15.2594799	1062.54345	0.001109333	0.003203728	0.010958784	0.015271845	0.003260831
0.0811027	0.012107104	0.128537092	0.221746896	0.081320286	0.003449517	0	0.084769804	0.048428418	0.367248834	0.500447056	2509.966369	23.72798217	0	2533.694351	0.015769037	0.000640043	0	0.016409081	0.395446224
0	0.009332699	0.074311619	0.083644319	0	0	0	0	0.037330798	0.212318913	0.249649711	0	0	0	0	0	0	0	0	0
0.015124611	0.004529434	0.019023607	0.038677652	0.01043377	0	0.005791049	0.016224818	0.018117734	0.054353164	0.088695717	854.0605073	0	59.71911572	913.779623	0.629077281	0	0.208647995	0.837725276	0.159705957
0.105709487	0.357895683	0.581115492	1.044720663	0.096183294	0	0.018785419	0.114968712	1.431582734	1.660329978	3.206881424	59380.41493	0	1813.759103	61194.17403	0.256468956	0	0.931860571	1.188329527	0.622594431
0.002001561	0.003914429	0.006371039	0.01228703	0.002092063	0	0	0.002092063	0.015657717	0.018202968	0.035952748	650.2453424	0	0	650.2453424	0.000495645	0	0	0.000495645	0.102446419
0	0.01680762	0.012945297	0.029752917	0	0	0	0	0.06723048	0.036986563	0.104217043	0	0	0	0	0	0	0	0	0
0.001531781	0.010848707	0.007687385	0.020067873	0.001157623	0	0.000508328	0.001665951	0.04339483	0.021963956	0.067024737	635.2084937	0	49.7614262	684.9699199	0.00203598	0	0.024040281	0.026076261	0.002435759
0.000627491	0.001603617	0.00822905	0.010460158	0.000680587	0	1.86672E-06	0.000682454	0.006414469	0.02351157	0.030608493	990.0136433	0	0.149255427	990.1628988	0.001722965	0	0.000170163	0.001893128	0.010055468
0.006453091	0.001223375	0.004688255	0.012364721	0.006744871	0	0	0.006744871	0.004893499	0.013395014	0.025033384	320.5970629	0	0	320.5970629	0.000833858	0	0	0.000833858	0.050510198
0.00162352	0.003559231	0.018254903	0.023437654	0.001520592	0	0.000245134	0.001765726	0.014236924	0.052156866	0.068159517	1734.308246	11.25154475	17.922292	1763.482083	0.003089923	0.006552617	0.018191809	0.027834349	0.0078805
0.039466	0.033116448	0.170366474	0.242948921	0.040584625	0.000665853	0	0.041250477	0.132465791	0.486761353	0.660477622	10811.635	478.994177	0	11290.62918	0.00288808	0.002109206	0	0.004997286	1.703377497
0	0.037036911	0.095510712	0.132547623	0	0	0	0	0.148147643	0.27288775	0.421035393	0	0	0	0	0	0	0	0	0
0.000304757	0.000489419	0.002531768	0.003325944	0.0002311	0.000100352	0	0.000331452	0.001957676	0.007233623	0.00952275	140.1545276	21.67597134	0	161.830499	0.109221774	0.059613131	0	0.168834905	0.028571417
0.000230237	0.000565747	0.002920112	0.003716095	0.000219295	0	3.11089E-05	0.000250403	0.002262987	0.008343177	0.010856567	280.2509422	1.972193104	3.04860478	285.27174	0.000412974	0.001101422	0.003275795	0.004790192	0.002858641
0.009377643	0.002634556	0.019157649	0.031169847	0.009742891	5.87668E-05	0	0.009801658	0.010538223	0.054736139	0.075076021	1056.69415	28.59441016	0	1085.28856	0.000547006	0.000536024	0	0.00108303	0.166482594
0	0.000707898	0.001826356	0.002534254	0	0	0	0	0.002831591	0.00521816	0.008049751	0	0	0	0	0	0	0	0	0
7.91915E-05	0.000180391	0.000936614	0.001196196	7.97821E-05	6.34589E-06	0	8.6128E-05	0.000721566	0.002676039	0.003483732	49.20358471	1.37485321	0	50.57843792	0.040343644	0.004418053	0	0.044761697	0.010030473
0.00026393	0.000377072	0.003023828	0.003664829	0.000274117	0	1.29308E-05	0.000287048	0.001508289	0.008639507	0.010434844	142.7830914	8.760324488	0.746033898	152.2894498	0.000424592	0.009372712	0.001015892	0.010813196	0.002099413
0.000674416	0.000648327	0.003427105	0.004749847	0.000679744	2.51657E-05	0	0.00070491	0.002593307	0.009791728	0.013089945	226.8552608	19.15817984	0	246.0134407	6.89754E-05	8.09039E-05	0	0.000149879	0.035741139
0	0.001124915	0.003326723	0.004451637	0	0	0	0	0.004499658	0.009504922	0.01400458	0	0	0	0	0	0	0	0	0
0.000392724	0.000245211	0.001326326	0.00196426	0.000349862	7.72612E-05	0	0.000427123	0.000980844	0.003789502	0.005197469	110.3089429	17.00522859	0	127.3141715	0.244949055	0.046812457	0	0.291761512	0.0224872
0.000227434	0.000417964	0.006656077	0.007301475	0.000246062	0	1.2929E-06	0.000247355	0.001671856	0.019017363	0.020936574	142.8629263	0	0.30698269	143.169909	0.000187574	0	0.000254114	0.000441688	0.00066858

PM2.5_TOTEX	PM2.5_PMTW	PM2.5_PMBW	PM2.5_TOTAL	PM10_RUNEX	PM10_IDLEX	PM10_STREX	PM10_TOTEX	PM10_PMTW	PM10_PMBW	PM10_TOTAL	CO2_RUNEX	CO2_IDLEX	CO2_STREX	CO2_TOTEX	CH4_RUNEX	CH4_IDLEX	CH4_STREX	CH4_TOTEX	N2O_RUNEX
6.58177E-05	1.21657E-05	0.000129159	0.000207142	6.87937E-05	0	0	6.87937E-05	4.86627E-05	0.000369025	0.000486482	2.681558827	0	0	2.681558827	1.86639E-05	0	0	1.86639E-05	0.000422481
0	0.017057411	0.041687637	0.058745048	0	0	0	0	0.068229644	0.119107535	0.187337179	0	0	0	0	0	0	0	0	0
0.000235158	6.51895E-05	0.000692096	0.000992443	0.000245791	0	0	0.000245791	0.000260758	0.001977416	0.002483965	13.22120795	0	0	13.22120795	5.89395E-05	0	0	5.89395E-05	0.00269523
5.01763E-06	2.01348E-05	0.000129385	0.000154538	5.11752E-06	0	3.3961E-07	5.45713E-06	8.05394E-05	0.000369672	0.000455668	6.827646392	0	0.028199836	6.855846228	0.000327196	0	3.11385E-07	0.000327508	0.000411888
1.979907173	0.682185531	2.209456727	4.871549431	2.05430937	0.015120419	0	2.069429789	2.728742123	6.312733507	11.11090542	96207.293	6681.831619	0	102889.1246	0.038465921	0.164616102	0	0.203082023	15.15749819
0	0.114839525	0.203431159	0.318270685	0	0	0	0	0.459358101	0.581231884	1.040589985	0	0	0	0	0	0	0	0	0
0.002599532	0.012173217	0.067792836	0.082565585	0.002093243	0.000733985	0	0.002827228	0.048692867	0.193693817	0.245213912	1487.324326	196.8640259	0	1684.188352	0.974240232	0.447415178	0	1.42165541	0.303200793
0.308349997	1.102280107	1.476515129	2.887145233	0.283102886	0	0.05225587	0.335358756	4.409120428	4.218614655	8.963093838	125619.5315	0	3530.049219	129149.5808	0.569800226	0	2.04192434	2.611724566	1.756553681
0.000306234	0.000646673	0.000867708	0.001820614	0.00032008	0	0	0.00032008	0.002586693	0.002479164	0.005385938	59.47369773	0	0	59.47369773	7.55015E-05	0	0	7.55015E-05	0.009370105
0	0.156201701	0.120080836	0.276282537	0	0	0	0	0.624806805	0.343088102	0.967894907	0	0	0	0	0	0	0	0	0
0.0071632	0.052427469	0.037045756	0.096636425	0.005501982	0	0.002288651	0.007790633	0.209709877	0.105845017	0.323345527	3064.637183	0	153.4786018	3218.115785	0.009896797	0	0.109685748	0.119582545	0.011965581
0.023470353	0.076600629	0.124495272	0.224566254	0.021356917	0	0.004169234	0.025526151	0.306402515	0.355700776	0.687629442	10099.43852	0	301.0047232	10400.44324	0.042893706	0	0.158833907	0.201727613	0.12693617
1.88526E-06	9.09976E-07	1.47008E-06	4.26532E-06	1.97051E-06	0	0	1.97051E-06	3.6399E-06	4.20022E-06	9.81063E-06	0.156453549	0	0	0.156453549	3.18683E-07	0	0	3.18683E-07	2.46493E-05
0	0.002529597	0.001946727	0.004476324	0	0	0	0	0.010118387	0.005562078	0.015680466	0	0	0	0	0	0	0	0	0
0.000258296	0.001896017	0.001344396	0.00349871	0.000197994	0	8.2927E-05	0.000280921	0.00758407	0.003841131	0.011706122	111.0293207	0	6.5859032	117.6152239	0.000358262	0	0.004080248	0.00443851	0.00042863
0.184350259	0.636205142	1.01852315	1.839078551	0.168541134	0	0.031956593	0.200497727	2.54482057	2.910066143	5.65538444	86982.02289	0	2576.537294	89558.56018	0.441044825	0	1.573122099	2.014166924	1.081279731
0.00499565	0.002440623	0.003906129	0.011342402	0.005221532	0	0	0.005221532	0.00976249	0.011160368	0.02614439	310.4850191	0	0	310.4850191	0.000844488	0	0	0.000844488	0.048917041
0	0.018633364	0.014335278	0.032968642	0	0	0	0	0.074533455	0.040957938	0.115491393	0	0	0	0	0	0	0	0	0
0.002432341	0.017673045	0.012516716	0.032622102	0.00185699	0	0.000788403	0.002645393	0.070692179	0.035762047	0.109099619	1034.602463	0	64.84508083	1099.447544	0.003327413	0	0.038290957	0.04161837	0.003991212
0.013343403	0.023928261	0.326620765	0.363892429	0.01402772	0	0.000484448	0.014512168	0.095713045	0.933202185	1.043427398	7459.653802	36.15300463	118.3172449	7614.124051	0.009861507	0.027850254	0.094438738	0.132150499	0.018450469
0.123664879	0.02495496	0.227090135	0.375709974	0.122518789	0.006737667	0	0.129256456	0.09981984	0.648828958	0.877905253	4405.251788	28.0669781	0	4433.318766	0.024647412	0.001245385	0	0.025892797	0.694049213
0	0.038113833	0.260126908	0.29824074	0	0	0	0	0.152455331	0.743219736	0.895675066	0	0	0	0	0	0	0	0	0
0.001640155	0.002944756	0.046895242	0.051480154	0.001721425	0	6.23934E-05	0.001783818	0.011779025	0.133986407	0.14754925	1019.294912	5.321080992	14.87762944	1039.493623	0.001074792	0.003089016	0.010538324	0.014702132	0.003150727
0.077301154	0.011890553	0.126238037	0.215429744	0.077408863	0.003387506	0	0.080796369	0.047562212	0.360680107	0.489038688	2461.01695	23.22130545	0	2484.238255	0.015108525	0.000628099	0	0.015736624	0.387734223
0	0.009544096	0.075994865	0.085538961	0	0	0	0	0.038176384	0.217128186	0.255304571	0	0	0	0	0	0	0	0	0
0.015220775	0.004527277	0.019014552	0.038762604	0.010464904	0	0.005863105	0.016328009	0.01810911	0.05432729	0.088764409	853.2643538	0	58.65734326	911.9216971	0.625912841	0	0.204991072	0.830903913	0.159288237
0.104748935	0.358065623	0.581278727	1.044093284	0.095315454	0	0.01860857	0.113924025	1.43226249	1.660796362	3.206982877	59291.86639	0	1811.494965	61103.36136	0.255545702	0	0.927293001	1.182838704	0.620742204
0.001947198	0.003912812	0.006366787	0.012226797	0.002035242	0	0	0.002035242	0.01565125	0.01819082	0.035877311	648.8159849	0	0	648.8159849	0.000490513	0	0	0.000490513	0.102221223
0	0.01690517	0.013021427	0.029926598	0	0	0	0	0.067620682	0.037204078	0.10482476	0	0	0	0	0	0	0	0	0
0.001531243	0.010909557	0.007731003	0.020171803	0.001155905	0	0.000509461	0.001665366	0.043638227	0.02208858	0.067392174	638.4826252	0	50.27977016	688.7623953	0.002045044	0	0.024284549	0.026329593	0.002445518
0.000628213	0.001599573	0.008208438	0.010436223	0.000681364	0	1.87463E-06	0.000683239	0.006398292	0.023452679	0.03053421	987.5511101	0	0.147371887	987.698482	0.001512607	0	0.000173681	0.001686289	0.009936645
0.005752093	0.001217586	0.004665952	0.011635632	0.006012177	0	0	0.006012177	0.004870343	0.013331293	0.024213814	319.1203143	0	0	319.1203143	0.000820449	0	0	0.000820449	0.050277535
0.001596449	0.003495473	0.017928681	0.023020603	0.001495759	0	0.000240525	0.001736284	0.013981892	0.051224803	0.066942978	1699.991601	10.93394742	17.31442673	1728.239975	0.002920773	0.006401772	0.017772027	0.027094572	0.007664675
0.039535213	0.033401991	0.17181066	0.244747864	0.040659888	0.000662932	0	0.04132282	0.133607964	0.4908876	0.665818384	10875.33273	477.6184974	0	11352.95123	0.002882168	0.002111074	0	0.004993242	1.7134131
0	0.03834249	0.098878553	0.137221044	0	0	0	0	0.153369961	0.282510152	0.435880114	0	0	0	0	0	0	0	0	0
0.000304382	0.000488342	0.002526029	0.003318753	0.000231261	9.97828E-05	0	0.000331044	0.001953368	0.007217224	0.009501636	139.6632948	21.47600697	0	161.1393017	0.109021777	0.058902846	0	0.167924622	0.028471276
0.000227225	0.000551998	0.002849105	0.003628328	0.000216284	0	3.08439E-05	0.000247128	0.002207992	0.0081403	0.010595421	272.3504435	1.865162672	2.866389009	277.0819952	0.000342158	0.001057977	0.003054343	0.004454478	0.002758866
0.009126425	0.00264194	0.019232638	0.031001003	0.009481063	5.80182E-05	0	0.009539081	0.010567762	0.054950393	0.075057236	1058.918038	28.71379213	0	1087.63183	0.000510845	0.000539734	0	0.001050579	0.166832968
0	0.000717045	0.001849967	0.002567012	0	0	0	0	0.00286818	0.005285619	0.008153799	0	0	0	0	0	0	0	0	0
8.00864E-05	0.000181348	0.000941592	0.001203027	8.06823E-05	6.41892E-06	0	8.71012E-05	0.000725393	0.002690263	0.003502757	49.37870099	1.382028917	0	50.7607299	0.040627791	0.004428506	0	0.045056298	0.010066171
0.000230692	0.000324875	0.002606385	0.003161952	0.000239503	0	1.13957E-05	0.000250899	0.001299501	0.007446815	0.008997214	121.1035545	7.522131508	0.636456094	129.2621421	0.00035543	0.008153503	0.000913113	0.009422046	0.001606137
0.000634581	0.000620039	0.003277515	0.004532135	0.000639321	2.39535E-05	0	0.000663274	0.002480157	0.009364327	0.012507759	215.7821456	18.10692691	0	233.8890725	6.49522E-05	7.70067E-05	0	0.000141959	0.033996565
0	0.0011777	0.003484299	0.004661999	0	0	0	0	0.004710799	0.009955141	0.01466594	0	0	0	0	0	0	0	0	0
0.000374718	0.000233434	0.001262759	0.001870911	0.000333221	7.43187E-05	0	0.00040754	0.000933735	0.003607884	0.004949159	104.2978758	16.10356369	0	120.4014395	0.229560862	0.043710806	0	0.273271668	0.021261804
0.000231348	0.000425562	0.006777079	0.007433989	0.000250299	0	1.31266E-06	0.000251612	0.001702249	0.019363083	0.021316944	145.1404954	0	0.311994729	145.4524901	0.000191332	0	0.000257327	0.000448659	0.000688449
6.7591E-05	1.21729E-05	0.000129236	0.000209	7.06472E-05	0	0	7.06472E-05	4.86916E-05	0.000369245	0.000488584	2.683153715	0	0	2.683153715	1.87899E-05	0	0	1.87899E-05	0.000422732
0	0.017386171	0.042468359	0.05985453	0	0	0	0	0.069544684	0.121338169	0.190882853	0	0	0	0	0	0	0	0	0
0.000240455	6.65868E-05	0.00070693	0.001013971	0.000251327	0	0	0.000251327	0.000266347	0.002019799	0.002537473	13.48088896	0	0	13.48088896	5.99583E-05	0	0	5.99583E-05	0.002748167
4.96006E-06	1.98949E-05	0.000127933	0.000152788	5.06094E-06	0	3.33574E-07	5.39452E-06	7.95795E-05	0.000365523	0.000450497	6.731992647	0	0.027574702	6.75956735	0.000309905	0	7.89588E-07	0.000310694	0.000399532
2.035690033	0.700927679	2.269859953	5.006477664	2.112197414	0.015537489	0	2.127734903	2.803710715	6.48531415	11.41675977	98727.43418	6867.390241	0	105594.8244	0.039456122	0.169316818	0	0.208772941	15.55454746
0	0.118503905	0.209841429	0.328345334	0	0	0	0	0.47401562	0.599546939	1.073562559	0	0	0	0	0	0	0	0	0
0.002596194	0.012183687	0.067475909	0.08225579	0.002078169	0.000745429	0	0.002823598	0.048734749	0.192788312	0.244346659	1485.680306	197.7288311	0	1683.409137	0.963044681	0.451058396	0	1.414103078	0.302865649
0.307263894	1.103484353	1.47790832	2.888656568	0.282100395	0	0.052077125	0.33417752	4.413937414	4.222595199	8.970710133	125691.5748	0	3535.855449	129227.4303	0.569683448	0	2.039690767	2.609374215	1.757672349
0.000280942	0.000644549	0.000864519	0.00179001	0.000293645	0	0	0.000293645	0.002578198	0.002470053	0.005341896	59.16116663	0	0	59.16116663	7.31725E-05	0	0	7.31725E-05	0.009320866
0	0.156559816	0.120359117	0.276918933	0	0	0	0	0.626239263	0.343883192	0.970122456	0	0	0	0	0	0	0	0	0
0.007133148	0.052490147	0.037089881	0.096713175	0.005477852	0	0.002280098	0.007757949	0.209960587	0.105971087	0.323689623	3067.058827	0	154.0211493	3221.079976	0.009900528	0	0.110075694	0.119976222	0.011968204
0.023186449	0.076609296	0.124479725	0.22427547	0.021101273	0	0.004116106	0.025217379	0.306437182	0.355656358	0.687310919	10083.35955	0	300.768291	10384.12784	0.042735297	0	0.157716856	0.200452153	0.126776374
1.89696E-06	9.14146E-07	1.47761E-06	4.28872E-06	1.98273E-06	0	0	1.98273E-06	3.65659E-06	4.22174E-06	9.86106E-06	0.157094903	0	0	0.157094903	3.20253E-07	0	0	3.20253E-07	2.47504E-05
0	0.002551821	0.001964055	0.004515876	0	0	0	0	0.010207283	0.005611587	0.015818869	0	0	0	0	0	0	0	0	0
0.000260453	0.001913696	0.001357039	0.003531188	0.000199262	0	8.40038E-05	0.000283266	0.007654786	0.003877255	0.011815307	112.0435141	0	6.694803769	118.7383179	0.000361211	0	0.004144097	0.004505309	0.000431882
0.183355857	0.636889314	1.019510341	1.839755512	0.167616501	0	0.031799724	0.199416224	2.547557257	2.912886688	5.659860169	86975.28284	0	2579.893251	89555.1761	0.441098135	0	1.571220713	2.012318848	1.081559889
0.004999162	0.002444636	0.003912588	0.011356386	0.005225202	0	0	0.005225202	0.009778544	0.011178824	0.02618257	310.7174872	0	0	310.7174872	0.000845234	0	0	0.000845234	0.048953667
0	0.018725146	0.014406807	0.033131953	0	0	0	0	0.074900584	0.041162304	0.116062889	0	0	0	0	0	0	0	0	0
0.002435324	0.017748256	0.012570258	0.032753838	0.001857149	0	0.000791489	0.002648638	0.070993022	0.035915022	0.109556682	1038.663062	0	65.40372913	1104.066791	0.00333831	0	0.038608082	0.041946392	0.004002878
0.013181649	0.023569702	0.321726432	0.358477783	0.013858183	0	0.000478063	0.014336246	0.094278808	0.919218378	1.027833432	7332.783026	35.41432833	115.8834786	7484.080833	0.009610284	0.027174862	0.091938451	0.128723597	0.017697387
0.118395816	0.024516689	0.223101871	0.366014377	0.117150152	0.006598998	0	0.12374915	0.098066757	0.637433918	0.859249824	4321.921435	27.39291786	0	4349.314353	0.023749812	0.001219209	0	0.024969021	0.680920482
0	0.038810636	0.264882591	0.303693227	0	0	0	0	0.155242544	0.756807403	0.912049947	0	0	0	0	0	0	0	0	0
0.001615985	0.002892287	0.046059668	0.05056794	0.001696149	0	6.13814E-05	0.001757531	0.011569148	0.131599053	0.144925731	998.9959892	5.19173433	14.52397676	1018.7117	0.001044171	0.002984965	0.010154742	0.014183878	0.003052663
0.072073658	0.011664533	0.123838456	0.207576646	0.072018509	0.003313999	0	0.075332509	0.046658131	0.353824159	0.475814798	2410.116177	22.59909605	0	2432.715273	0.014197336	0.000613665	0	0.014811001	0.379714785
0	0.009734993	0.077514884	0.087249877	0	0	0	0	0.038939973	0.221471096	0.260411069	0	0	0	0	0	0	0	0	0

PM2.5_TOTEX	PM2.5_PMTW	PM2.5_PMBW	PM2.5_TOTAL	PM10_RUNEX	PM10_IDLEX	PM10_STREX	PM10_TOTEX	PM10_PMTW	PM10_PMBW	PM10_TOTAL	CO2_RUNEX	CO2_IDLEX	CO2_STREX	CO2_TOTEX	CH4_RUNEX	CH4_IDLEX	CH4_STREX	CH4_TOTEX	N2O_RUNEX
0.015311559	0.004522757	0.018995565	0.038829881	0.010492257	0	0.005933203	0.01642546	0.018091027	0.054273043	0.08878953	851.9780297	0	57.18048785	909.1585176	0.622159358	0	0.199986915	0.822146273	0.15875798
0.103979343	0.358286857	0.581555345	1.043821544	0.094615349	0	0.018471674	0.113087022	1.433147426	1.661586699	3.207821148	59236.34106	0	1810.9719	61047.31296	0.255014481	0	0.923984458	1.178998939	0.619657283
0.001778663	0.003907722	0.006356147	0.012042532	0.001859086	0	0	0.001859086	0.01563089	0.018160419	0.035650395	646.5399645	0	0	646.5399645	0.000476628	0	0	0.000476628	0.101862635
0	0.016987077	0.013085376	0.030072453	0	0	0	0	0.067948308	0.037386789	0.105335096	0	0	0	0	0	0	0	0	0
0.001531204	0.010961526	0.007768191	0.02026092	0.001154615	0	0.000510708	0.001665324	0.043846103	0.02219483	0.067706257	641.2821167	0	50.75100592	692.0331226	0.002052654	0	0.02450467	0.026557324	0.002453624
0.000628809	0.001596896	0.008194863	0.010420567	0.000682005	0	1.88184E-06	0.000683887	0.006387583	0.023413894	0.030485364	985.9320997	0	0.14566695	986.0777666	0.001325177	0	0.000163857	0.001489034	0.009253557
0.005139032	0.001212573	0.004646667	0.010998272	0.005371397	0	0	0.005371397	0.004850292	0.013276191	0.02349788	317.8445753	0	0	317.8445753	0.000808838	0	0	0.000808838	0.050076542
0.00157313	0.003440981	0.017649937	0.022664047	0.001474669	0	0.000236253	0.001710922	0.013763925	0.05042839	0.065903237	1670.70484	10.63878556	16.76052926	1698.104155	0.002792793	0.006293605	0.017108908	0.026195306	0.007550725
0.039704929	0.033755489	0.173605238	0.247065656	0.040837957	0.000662253	0	0.04150021	0.135021957	0.496014965	0.672537132	10963.92866	477.5331001	0	11441.46176	0.002882985	0.002117855	0	0.00500084	1.727371425
0	0.03960838	0.10214391	0.14175229	0	0	0	0	0.15843352	0.291839743	0.450273262	0	0	0	0	0	0	0	0	0
0.00030452	0.000488235	0.002525297	0.003318052	0.000231815	9.93784E-05	0	0.000331194	0.001952939	0.007215134	0.009499266	139.4637397	21.32033589	0	160.7840756	0.10902575	0.058334594	0	0.167360344	0.028430596
0.000224741	0.000540806	0.00279124	0.003556787	0.000213792	0	3.06336E-05	0.000244426	0.002163223	0.007974973	0.010382621	265.9193949	1.779728676	2.720527113	270.4196507	0.00028484	0.001025147	0.002880348	0.004190335	0.002640956
0.008915957	0.002649001	0.019304363	0.030869321	0.00926164	5.74562E-05	0	0.009319097	0.010596003	0.055155324	0.075070424	1060.84406	28.82813784	0	1089.672198	0.000480382	0.000543403	0	0.001023786	0.167136414
0	0.000724907	0.001870262	0.002595169	0	0	0	0	0.002899628	0.005343605	0.008243233	0	0	0	0	0	0	0	0	0
8.11612E-05	0.000182337	0.000946746	0.001210244	8.1777E-05	6.49321E-06	0	8.82702E-05	0.000729349	0.002704987	0.003522606	49.54078596	1.38691755	0	50.92770351	0.040945338	0.004425623	0	0.045370961	0.010099213
0.000206504	0.000289093	0.002319483	0.002815081	0.000214321	0	1.02714E-05	0.000224592	0.001156372	0.006627095	0.008008059	106.3975369	6.668733155	0.560928732	113.6271988	0.000305693	0.007308998	0.000792816	0.008407507	0.001217424
0.000599724	0.000593655	0.003137948	0.004331328	0.000604018	2.28224E-05	0	0.000626841	0.002374622	0.008965567	0.011967029	205.5350363	17.14218633	0	222.6772227	6.15154E-05	7.33695E-05	0	0.000134885	0.032382129
0	0.001227462	0.00363369	0.004861151	0	0	0	0	0.004909846	0.010381971	0.015291817	0	0	0	0	0	0	0	0	0
0.000358	0.000222671	0.001204688	0.001785359	0.000318039	7.13192E-05	0	0.000389358	0.000890683	0.003441965	0.004722006	98.96119288	15.26426544	0	114.2254583	0.216622306	0.041036959	0	0.257659266	0.020173887
0.000235261	0.00043316	0.006898079	0.0075665	0.000254536	0	1.33243E-06	0.000255868	0.001732641	0.019708796	0.021697305	147.4183961	0	0.316134608	147.7345307	0.000192862	0	0.000260267	0.000453129	0.000696926
7.16409E-05	1.21803E-05	0.000129314	0.000213135	7.48802E-05	0	0	7.48802E-05	4.87212E-05	0.000369469	0.00049307	2.68478407	0	0	2.68478407	1.9067E-05	0	0	1.9067E-05	0.000422989
0	0.017714872	0.043248894	0.060963766	0	0	0	0	0.070859488	0.123568268	0.194427756	0	0	0	0	0	0	0	0	0
0.000217669	6.79838E-05	0.000721762	0.001007415	0.000227511	0	0	0.000227511	0.000271935	0.002062177	0.002561623	13.74052181	0	0	13.74052181	5.95839E-05	0	0	5.95839E-05	0.002801095

N2O_IDLEX	N2O_STREX	N2O_TOTEX	ROG_RUNEX	ROG_IDLEX	ROG_STREX	ROG_TOTEX	ROG_DIURN	ROG_HOTSOAK	ROG_RUNLOSS	ROG_TOTAL	TOG_RUNEX	TOG_IDLEX	TOG_STREX	TOG_TOTEX	TOG_DIURN	TOG_HOTSOAK	TOG_RUNLOSS	TOG_TOTAL	CO_RUNEX
0	0.003519809	0.231937442	2.673531415	0	0	2.673531415	0.119117613	0.072874518	0.224296703	3.089820249	3.079598873	0	0	3.079598873	0.119117654	0.073188409	0.225262812	3.497167748	82.69839397
0.399196143	0	11.00521417	44.14259773	5.66305262	0	49.80565035	0	0	0	49.80565035	50.25298732	6.446954329	0	56.69994165	0	0	0	56.69994165	149.4709135
3.8431E-05	0	0.001512997	0.003341015	8.97841E-05	0	0.003430799	0	0	0	0.003430799	0.022708137	0.000610242	0	0.023318379	0	0	0	0.023318379	0.001512082
0	4.925847517	28.3877914	135.2727406	0	123.3392495	258.6119901	62.1432792	28.79688037	116.0861449	465.6382945	161.5313462	0	131.8650949	293.3964411	62.14330033	28.92091668	116.5861607	501.0468189	3179.268284
0	0	0.166342489	1.067066672	0	0	1.067066672	0	0	0	1.067066672	1.214784463	0	0	1.214784463	0	0	0	1.214784463	5.357739897
0	0	0	0	0	0	0	0	0	0	0	0	0	0	0	0	0	0	0	0
0	0.908231683	6.490571425	41.00336198	0	24.50247641	65.50583838	14.86442653	7.577560232	22.6541075	110.6019326	47.30852426	0	26.23091738	73.53944165	14.86443159	7.61019893	22.75168515	118.7657573	985.635301
0	0	0.015241302	0.070559653	0	0	0.070559653	0	0	0	0.070559653	0.080327473	0	0	0.080327473	0	0	0	0.080327473	0.410292835
0	0	0	0	0	0	0	0	0	0	0	0	0	0	0	0	0	0	0	0
0	2.173425083	12.06333951	42.96177511	0	39.27885102	82.24062613	14.83571857	6.554949654	28.98991527	132.6212096	51.20100045	0	41.97945858	93.18045903	14.83572362	6.583183678	29.11478305	143.7141494	1081.015453
0	0	0.001232597	0.005269047	0	0	0.005269047	0	0	0	0.005269047	0.00599846	0	0	0.00599846	0	0	0	0.00599846	0.027512866
0.001275285	0.167896581	1.652124213	12.70001698	0.259030949	2.345661354	15.30470928	2.133826591	0.896270513	5.757738671	24.09254505	15.50711996	0.318469296	2.510697736	18.33628699	2.133827317	0.900131004	5.782538882	27.1527842	260.3554795
0.003880557	0	0.6710139	1.435927278	0.018929293	0	1.454856571	0	0	0	1.454856571	1.634707739	0.021549742	0	1.656257481	0	0	0	1.656257481	6.358902688
0.000171137	0.023389126	0.229580001	1.961500564	0.036555362	0.39209193	2.390147855	0.322182416	0.139919869	0.834510634	3.686760774	2.370931886	0.044847413	0.420394134	2.836173433	0.322182525	0.140522543	0.838105108	4.136983609	40.60171578
0.00167069	0	0.208738045	0.406746439	0.005564532	0	0.412310971	0	0	0	0.412310971	0.463053778	0.00633485	0	0.469388628	0	0	0	0.469388628	1.874929726
0	0.012105458	0.152338497	7.076944406	0	2.168265333	9.24520974	2.022944189	2.498027699	2.6012032	16.36738483	7.752456359	0	2.343865553	10.09632191	2.022944877	2.508787412	2.612407318	17.24046152	76.9637142
0	0.926765627	6.129555723	28.41563164	0	21.54632505	49.96195668	6.979356221	2.865661409	12.7725975	72.57957182	33.40663807	0	23.0376446	56.44428267	6.979358594	2.878004624	12.8276127	79.12925858	789.5816539
0	0	0.025870853	0.10059426	0	0	0.10059426	0	0	0	0.10059426	0.114519877	0	0	0.114519877	0	0	0	0.114519877	0.524210012
0	0.000518711	0.302254109	3.13872178	0	0.026366926	3.165088706	2.707436287	1.341196214	0.020500531	7.234221737	3.621207258	0	0.0284061	3.649613358	2.707437207	1.346973125	0.020588832	7.724612523	106.5835305
0	0	0.023843277	0.032871338	0	0	0.032871338	0	0	0	0.032871338	0.037421833	0	0	0.037421833	0	0	0	0.037421833	0.119367646
0.000419772	0.039731738	0.62039907	6.33218495	0.101692818	2.435237073	8.869114841	1.046162084	0.549816334	2.268216617	12.73330988	7.449649552	0.119938752	2.626899679	10.19648798	1.04616244	0.552184548	2.277986468	14.07282144	158.705129
0.064382795	0	2.137267516	8.168832703	0.672905628	0	8.841738331	0	0	0	8.841738331	9.29959421	0.766051835	0	10.06564605	0	0	0	10.06564605	20.91354183
2.92912E-05	0.004044339	0.077306888	0.431357105	0.007641808	0.140371688	0.5793706	0.070930646	0.03442441	0.102460589	0.787186245	0.514824999	0.009222055	0.151162502	0.675209555	0.07093067	0.034572685	0.102901916	0.883614827	10.56975242
0.005507255	0	0.16638899	0.911580139	0.082111685	0	0.993691824	0	0	0	0.993691824	1.037764597	0.093477903	0	1.1312425	0	0	0	1.1312425	2.505578221
0.000306868	0.000404114	0.031453362	0.47796277	0.055024901	0.031678219	0.564665891	0.062589743	0.034580031	0.050425554	0.712261219	0.551257661	0.064698312	0.034096729	0.650052702	0.062589764	0.034728977	0.050642751	0.798014194	12.15781547
0.005780925	0	0.107103088	0.51419174	0.0697191	0	0.58391084	0	0	0	0.58391084	0.585368155	0.079369888	0	0.664738043	0	0	0	0.664738043	1.247573146
0	0.000129963	0.00447958	0.018151312	0	0.002294266	0.020445578	0.001319953	0.000407253	0.002519425	0.024692209	0.022406267	0	0.002450093	0.024856359	0.001319954	0.000409007	0.002530276	0.029115596	0.347826263
0	0	0.284464643	0.168365032	0	0	0.168365032	0	0	0	0.168365032	0.191670853	0	0	0.191670853	0	0	0	0.191670853	1.154010101
0	0	0	0	0	0	0	0	0	0	0	0	0	0	0	0	0	0	0	0
0	0	0.08097891	0.269006961	0	0	0.269006961	0	0	0	0.269006961	1.826856628	0	0	1.826856628	0	0	0	1.826856628	5.215392322
0	0.002680588	0.191302828	2.235079254	0	0	2.235079254	0.105175201	0.06654285	0.202608555	2.609405861	2.579957578	0	0	2.579957578	0.105175237	0.066829469	0.203481248	2.955443531	68.3908658
0.383913763	0	10.92448501	42.49916084	5.153980456	0	47.6531413	0	0	0	47.6531413	48.38205953	5.867414421	0	54.24947395	0	0	0	54.24947395	136.7403602
7.48372E-05	0	0.002955538	0.007078799	0.000174838	0	0.007253637	0	0	0	0.007253637	0.048113029	0.001188334	0	0.049301363	0	0	0	0.049301363	0.003120879
0	4.932067817	26.4373199	119.8306098	0	121.0078947	240.8385046	60.31939631	27.74654974	107.2674359	436.1718865	143.6111585	0	129.3649709	272.9761294	60.31941681	27.86606198	107.7294671	468.8910752	2976.84214
0	0	0.143994078	0.900438522	0	0	0.900438522	0	0	0	0.900438522	1.025089392	0	0	1.025089392	0	0	0	1.025089392	4.625919181
0	0	0	0	0	0	0	0	0	0	0	0	0	0	0	0	0	0	0	0
0	0.868381972	5.756452377	35.31962209	0	23.12121544	58.44083753	13.89171536	7.032515048	20.6546861	100.019754	40.84739141	0	24.74869047	65.59608187	13.89172009	7.062806082	20.74365169	107.2942597	865.5581052
0	0	0.01310942	0.059717372	0	0	0.059717372	0	0	0	0.059717372	0.067984258	0	0	0.067984258	0	0	0	0.067984258	0.348362637
0	0	0	0	0	0	0	0	0	0	0	0	0	0	0	0	0	0	0	0
0	2.286608519	11.66433293	39.05091442	0	40.05522964	79.10614406	14.76045973	6.416537525	27.36403161	127.6471729	46.75019954	0	42.80542807	89.55562761	14.76046475	6.444175369	27.48189625	138.242164	1046.003394
0	0	0.001137305	0.004590121	0	0	0.004590121	0	0	0	0.004590121	0.005225547	0	0	0.005225547	0	0	0	0.005225547	0.025064285
0.001418282	0.194156633	1.602716529	11.79153693	0.281430011	2.456114212	14.52908116	2.249391698	0.919121299	5.78783888	23.48543303	14.4577438	0.347503472	2.628225178	17.43347245	2.249392463	0.923080215	5.812768741	26.41871387	238.3751536
0.004417964	0	0.754621673	1.595369436	0.021550759	0	1.616920196	0	0	0	1.616920196	1.816222036	0.024534107	0	1.840756143	0	0	0	1.840756143	6.989230385
0.000183192	0.026026146	0.213123081	1.745567787	0.037991467	0.394999109	2.178558363	0.326639564	0.13999661	0.80567546	3.450869996	2.115304771	0.046794999	0.423451554	2.585551325	0.326639675	0.140599615	0.809145732	3.861936347	35.69128606
0.001825657	0	0.218619871	0.427248255	0.005998794	0	0.433247049	0	0	0	0.433247049	0.486393733	0.006829228	0	0.493222961	0	0	0	0.493222961	1.947874524
0	0.014682772	0.207896032	9.346960001	0	2.562029412	11.90898941	2.487843025	3.057293105	3.163104457	20.61723	10.2815345	0	2.768701495	13.05023599	2.48784387	3.070461732	3.176728843	21.78527044	101.9971317
0	1.172366143	6.350741443	27.12148509	0	24.66452929	51.78601438	7.400960062	2.990075837	12.72558724	74.90263752	32.04677821	0	26.36612899	58.4129072	7.400962578	3.00295494	12.78039995	81.59722466	777.645971
0	0	0.022255098	0.085556726	0	0	0.085556726	0	0	0	0.085556726	0.097400645	0	0	0.097400645	0	0	0	0.097400645	0.450790046
0	0.000529932	0.264973047	2.730601425	0	0.024313935	2.75491536	2.558004331	1.253240933	0.019311311	6.585471936	3.157416637	0	0.02619292	3.183609557	2.5580052	1.258638997	0.019394491	7.019648245	91.71842286
0	0	0.02702643	0.034853276	0	0	0.034853276	0	0	0	0.034853276	0.039678138	0	0	0.039678138	0	0	0	0.039678138	0.12669659
0.000394352	0.038502328	0.56034309	5.284498557	0.097373198	2.268967514	7.650839269	0.953272979	0.504033892	2.08753417	11.19568031	6.243148519	0.115427411	2.446988507	8.805564437	0.953273304	0.506204909	2.096525771	12.36156842	131.424593
0.070880467	0	2.133131304	7.796581965	0.671574005	0	8.46815597	0	0	0	8.46815597	8.875815081	0.764535884	0	9.640350965	0	0	0	9.640350965	20.00698681
3.19405E-05	0.004291541	0.077891376	0.382698648	0.008356134	0.139312211	0.530366993	0.067063435	0.032531531	0.096803413	0.726765371	0.459493467	0.010154176	0.149923729	0.619571372	0.067063457	0.032671653	0.097220372	0.816526855	10.43167676
0.006359003	0	0.16661683	0.881882204	0.092250846	0	0.97413305	0	0	0	0.97413305	1.003955759	0.105020566	0	1.108976325	0	0	0	1.108976325	2.421730599
0.000270476	0.000400089	0.029934953	0.452594466	0.052161795	0.03089108	0.53564734	0.056768218	0.031191877	0.047444423	0.671051858	0.523837099	0.061726894	0.033245012	0.618809005	0.056768237	0.031326229	0.04764878	0.754552251	11.40284441
0.005864603	0	0.106668378	0.497504054	0.065381208	0	0.562885262	0	0	0	0.562885262	0.566370494	0.074431529	0	0.640802023	0	0	0	0.640802023	1.209042092
0	0.000121081	0.003825761	0.015584366	0	0.001983267	0.017567632	0.001118203	0.000344862	0.001922969	0.020953666	0.019309332	0	0.00211797	0.021427302	0.001118204	0.000346347	0.001931251	0.024823104	0.299354674
0	0	0.26857254	0.155908848	0	0	0.155908848	0	0	0	0.155908848	0.177490431	0	0	0.177490431	0	0	0	0.177490431	1.073025253
0	0	0	0	0	0	0	0	0	0	0	0	0	0	0	0	0	0	0	0
0	0	0.10867538	0.366210373	0	0	0.366210373	0	0	0	0.366210373	2.487386632	0	0	2.487386632	0	0	0	2.487386632	7.026404189
0	0.001948906	0.165219735	1.963320423	0	0	1.963320423	0.091549352	0.057537077	0.173920159	2.286327011	2.275734383	0	0	2.275734383	0.091549383	0.057784905	0.174669283	2.599737954	58.51370754

N2O_IDLEX	N2O_STREX	N2O_TOTEX	ROG_RUNEX	ROG_IDLEX	ROG_STREX	ROG_TOTEX	ROG_DIURN	ROG_HOTSOAK	ROG_RUNLOSS	ROG_TOTAL	TOG_RUNEX	TOG_IDLEX	TOG_STREX	TOG_TOTEX	TOG_DIURN	TOG_HOTSOAK	TOG_RUNLOSS	TOG_TOTAL	CO_RUNEX
0.39653792	0	11.13712207	43.46635075	4.964495845	0	48.4308466	0	0	0	48.4308466	49.48313162	5.651700615	0	55.13483223	0	0	0	55.13483223	137.0239925
0.000309474	0	0.012065989	0.030929759	0.000723005	0	0.031652765	0	0	0	0.031652765	0.210222714	0.004914106	0	0.21513682	0	0	0	0.21513682	0.013354154
0	4.882169766	25.70541388	112.5868852	0	116.561515	229.1484002	57.63571499	26.11609751	97.07815733	409.97837	135.4457176	0	124.6050399	260.0507575	57.63573458	26.22858693	97.49630044	441.4113794	2945.554019
0	0	0.13590839	0.811081641	0	0	0.811081641	0	0	0	0.811081641	0.923362524	0	0	0.923362524	0	0	0	0.923362524	4.318602848
0	0	0	0	0	0	0	0	0	0	0	0	0	0	0	0	0	0	0	0
0	0.802723145	5.201958957	31.43942494	0	20.90190468	52.34132962	12.52504442	6.241068359	17.93464955	89.04209194	36.43073765	0	22.37084937	58.80158703	12.52504867	6.267950408	18.01189916	95.60648527	780.0461909
0	0	0.012475095	0.053266876	0	0	0.053266876	0	0	0	0.053266876	0.060640797	0	0	0.060640797	0	0	0	0.060640797	0.317198874
0	0	0	0	0	0	0	0	0	0	0	0	0	0	0	0	0	0	0	0
0	2.261289347	11.38136871	36.76092919	0	38.78403505	75.54496423	14.04976729	5.992542859	24.67653061	120.263805	44.20452575	0	41.44427974	85.64880549	14.04977207	6.018354438	24.78281942	130.4997514	1035.919649
0	0	0.001005302	0.003960624	0	0	0.003960624	0	0	0	0.003960624	0.004508907	0	0	0.004508907	0	0	0	0.004508907	0.021893495
0.00157226	0.221955991	1.613612427	11.31685039	0.300290383	2.522667985	14.13980876	2.27344621	0.905432741	5.612979133	22.93166684	13.93265613	0.372429121	2.698821932	17.00390718	2.273446982	0.909332696	5.637155823	25.82384268	225.7715059
0.004966173	0	0.892423739	1.912997105	0.024224914	0	1.937222019	0	0	0	1.937222019	2.17782002	0.027578454	0	2.205398473	0	0	0	2.205398473	8.646781944
0.000193735	0.028461639	0.193919828	1.389887396	0.037656775	0.351565387	1.779109559	0.278477052	0.115371332	0.682175722	2.855133664	1.694786928	0.04664218	0.376562375	2.117991483	0.278477146	0.115868269	0.685114046	3.197450944	28.08631972
0.001953285	0	0.240444017	0.477612709	0.006330287	0	0.483942996	0	0	0	0.483942996	0.543730316	0.00720661	0	0.550936926	0	0	0	0.550936926	2.21056823
0	0.015885436	0.239253483	10.63694997	0	2.738365952	13.37531592	2.743306533	3.323577471	3.438564041	22.88076397	11.72138101	0	2.958836388	14.6802174	2.743307465	3.33789306	3.45337491	24.21479284	116.3446451
0	1.433990586	6.882963789	27.28926313	0	27.73199266	55.02125579	7.635041777	3.03208509	12.36855443	78.05693709	32.42501807	0	29.64000379	62.06502186	7.635044373	3.045145139	12.4218293	85.16704067	804.5831038
0	0	0.022476835	0.081599992	0	0	0.081599992	0	0	0	0.081599992	0.092896165	0	0	0.092896165	0	0	0	0.092896165	0.448276396
0	0.000519905	0.241856079	2.438310697	0	0.021436999	2.459747696	2.340092093	1.125153982	0.017620837	5.942614609	2.828815153	0	0.02309009	2.851905243	2.340092888	1.130000339	0.017696735	6.339695206	81.16992343
0	0	0.031503297	0.038086318	0	0	0.038086318	0	0	0	0.038086318	0.043358741	0	0	0.043358741	0	0	0	0.043358741	0.138521139
0.000364436	0.036651177	0.532184342	4.536396901	0.09087786	2.034709958	6.661984718	0.843085344	0.440636702	1.831172585	9.776879349	5.380676748	0.108373945	2.19381039	7.682861083	0.84308563	0.442534649	1.839059964	10.80754133	113.1010225
0.069991936	0	2.172296494	7.667520606	0.609843491	0	8.277364096	0	0	0	8.277364096	8.728888548	0.694260392	0	9.42314894	0	0	0	9.42314894	19.80332656
3.68477E-05	0.004871534	0.090205816	0.375869593	0.009681569	0.138919944	0.524471107	0.062503778	0.029344273	0.090610064	0.706929222	0.455187615	0.011866656	0.149331369	0.61638564	0.062503799	0.029470667	0.091000347	0.799360454	11.25533681
0.005825055	0	0.168917725	0.782725086	0.08064544	0	0.863370526	0	0	0	0.863370526	0.891072929	0.091808694	0	0.982881623	0	0	0	0.982881623	2.196924524
0.000238118	0.00039821	0.030740315	0.463865232	0.05041155	0.028909675	0.543186457	0.05200651	0.027179446	0.043919431	0.666291844	0.540759567	0.060248574	0.031109446	0.632117587	0.052006528	0.027296516	0.044108604	0.755529235	11.37659065
0.005939266	0	0.108642426	0.495065541	0.059776384	0	0.554841925	0	0	0	0.554841925	0.563594433	0.068050863	0	0.631645296	0	0	0	0.631645296	1.205105685
0	0.00016862	0.004577378	0.017046703	0	0.00220755	0.019254254	0.001201895	0.000358873	0.001764503	0.022579525	0.021203956	0	0.002357487	0.023561442	0.001201895	0.000360419	0.001772104	0.02689586	0.329596238
0	0	0.26313262	0.153789812	0	0	0.153789812	0	0	0	0.153789812	0.175078074	0	0	0.175078074	0	0	0	0.175078074	1.054948545
0	0	0	0	0	0	0	0	0	0	0	0	0	0	0	0	0	0	0	0
0	0	0.154660416	0.528744402	0	0	0.528744402	0	0	0	0.528744402	3.592166611	0	0	3.592166611	0	0	0	3.592166611	10.10415689
0	0.001850319	0.150254601	1.824193278	0	0	1.824193278	0.09135649	0.057242732	0.171047112	2.143839612	2.115962147	0	0	2.115962147	0.091356521	0.057489293	0.17178386	2.436591822	54.24579601
0.425973621	0	10.84647967	42.0740168	5.110619213	0	47.18463601	0	0	0	47.18463601	47.8980654	5.818050948	0	53.71611635	0	0	0	53.71611635	130.5704794
0.000417971	0	0.014316433	0.035681387	0.000976481	0	0.036657868	0	0	0	0.036657868	0.24251847	0.006636927	0	0.249155397	0	0	0	0.249155397	0.018453244
0	4.772852902	23.64639772	100.6181557	0	111.9212082	212.5393639	55.5788417	24.92728555	87.7958952	380.8413863	121.435195	0	119.6428941	241.078089	55.5788606	25.03465443	88.17405698	409.865661	2745.933894
0	0	0.123463039	0.697296827	0	0	0.697296827	0	0	0	0.697296827	0.793826079	0	0	0.793826079	0	0	0	0.793826079	3.869749554
0	0	0	0	0	0	0	0	0	0	0	0	0	0	0	0	0	0	0	0
0	0.77137849	4.806886583	28.78609599	0	20.25756369	49.04365968	12.36607709	6.039851572	16.93362624	84.38321459	33.44647362	0	21.67942649	55.12590011	12.3660813	6.065866923	17.00656417	90.56441249	721.7036267
0	0	0.011597651	0.048518067	0	0	0.048518067	0	0	0	0.048518067	0.055234593	0	0	0.055234593	0	0	0	0.055234593	0.291414774
0	0	0	0	0	0	0	0	0	0	0	0	0	0	0	0	0	0	0	0
0	2.406904778	11.26299201	35.05368661	0	40.10136206	75.15504867	14.39253168	6.044783282	23.57468037	119.167044	42.30474824	0	42.85021181	85.15496005	14.39253658	6.070819875	23.67622319	129.2945397	1031.532738
0	0	0.000962006	0.003780047	0	0	0.003780047	0	0	0	0.003780047	0.004303332	0	0	0.004303332	0	0	0	0.004303332	0.021038577
0.001800403	0.260755259	1.615610554	10.66095154	0.334496138	2.724097721	13.7195454	2.424694553	0.94993923	5.722344543	22.81652373	13.17407865	0.416649422	2.913900981	16.50462905	2.424695378	0.954030887	5.746992301	25.63034762	211.0673474
0.005945461	0	1.054603095	2.270336608	0.029001862	0	2.29933847	0	0	0	2.29933847	2.584627286	0.033016692	0	2.617643978	0	0	0	2.617643978	10.56646002
0.000207344	0.031674589	0.186035124	1.209654297	0.039559071	0.352904088	1.602117456	0.275266213	0.111355434	0.656411928	2.645151031	1.483552882	0.0492402	0.377782554	1.910575636	0.275266307	0.111835074	0.65923928	2.956916296	24.34249967
0.002218664	0	0.263202141	0.531083588	0.007120787	0	0.538204376	0	0	0	0.538204376	0.604603356	0.008106543	0	0.612709899	0	0	0	0.612709899	2.50205056
0	0.017108179	0.257587521	11.3227517	0	2.919674714	14.24242641	2.992940008	3.599408111	3.715443819	24.55021835	12.49667349	0	3.154329921	15.65100341	2.992941025	3.614911781	3.731447287	25.99030351	124.0517419
0	1.676728757	7.358462221	26.69938677	0	31.52232649	58.22171327	8.148304514	3.183759899	12.41397897	81.96775665	31.94453294	0	33.68609477	65.63062771	8.148307285	3.197473254	12.46744949	89.44385774	795.2760289
0	0	0.019564681	0.070813816	0	0	0.070813816	0	0	0	0.070813816	0.080616821	0	0	0.080616821	0	0	0	0.080616821	0.391909179
0	0.000542337	0.216986273	2.192178156	0	0.020450218	2.212628374	2.274553524	1.078129715	0.016868676	5.582180289	2.546065326	0	0.022027676	2.568093003	2.274554297	1.082773525	0.016941334	5.942362159	71.9972737
0	0	0.037657575	0.042051443	0	0	0.042051443	0	0	0	0.042051443	0.047872772	0	0	0.047872772	0	0	0	0.047872772	0.155578981
0.000365195	0.0382385	0.530899031	4.227241756	0.093621023	2.049911482	6.370774261	0.837435999	0.430883151	1.820324973	9.459418383	5.040877788	0.112307944	2.20954471	7.362730442	0.837436283	0.432739086	1.828165628	10.46107144	106.5113644
0.08276308	0	2.12227683	7.280857207	0.659092512	0	7.939949719	0	0	0	7.939949719	8.288701702	0.750326654	0	9.039028356	0	0	0	9.039028356	18.96997019
3.77186E-05	0.004973969	0.089383989	0.34338406	0.010003852	0.138615444	0.492003356	0.059430708	0.0277071	0.084689301	0.663830464	0.418265247	0.012325301	0.148946364	0.579536911	0.059430728	0.027826442	0.085054082	0.751848163	10.74702273
0.005187465	0	0.163801613	0.814194629	0.069891355	0	0.884085983	0	0	0	0.884085983	0.926898607	0.079565987	0	1.006464594	0	0	0	1.006464594	2.256271447
0.000239328	0.000431972	0.03138552	0.47236808	0.053200348	0.029871423	0.555439851	0.052420901	0.02682981	0.044027561	0.678718122	0.552280471	0.063995446	0.032145361	0.648421278	0.052420919	0.026945373	0.0442172	0.77200477	11.4493769
0.006035099	0	0.105607779	0.469751006	0.055482779	0	0.525233785	0	0	0	0.525233785	0.534775762	0.063162921	0	0.597938683	0	0	0	0.597938683	1.148720098
0	0.000182305	0.003735821	0.013498935	0	0.002269714	0.015768649	0.001235045	0.000368182	0.001624544	0.018996421	0.016858501	0	0.002423873	0.019282374	0.001235046	0.000369768	0.001631542	0.02251873	0.255310996
0	0	0.255306975	0.14737821	0	0	0.14737821	0	0	0	0.14737821	0.167778959	0	0	0.167778959	0	0	0	0.167778959	1.011849574
0	0	0	0	0	0	0	0	0	0	0	0	0	0	0	0	0	0	0	0
0	0	0.178574429	0.609910643	0	0	0.609910643	0	0	0	0.609910643	4.144020341	0	0	4.144020341	0	0	0	4.144020341	11.62969818
0	0.00157658	0.144762799	1.527701544	0	4.63962E-05	1.52774794	0.083848158	0.050671704	0.152105349	1.814373151	1.922388759	0	5.07981E-05	1.922439558	0.083848158	0.050671704	0.152105349	2.209064768	48.87769578
0.473195593	0	11.57856299	43.76584503	5.325410216	0	49.09125525	0	0	0	49.09125525	49.82408306	6.062574154	0	55.88665721	0	0	0	55.88665721	139.3658016
0.000494877	0	0.017942377	0.04406277	0.001156152	0	0.045218922	0	0	0	0.045218922	0.299484874	0.007858107	0	0.307342981	0	0	0	0.307342981	0.025226052
0	4.559583358	21.71212714	83.39013322	0	105.8546366	189.2447699	54.64867312	23.60918163	79.1150862	346.6177108	113.1235724	0	115.808994	228.9325664	54.64867312	23.60918163	79.1150862	386.3055074	2601.041332
0	0	0.112869895	0.611811375	0	0	0.611811375	0	0	0	0.611811375	0.696506575	0	0	0.696506575	0	0	0	0.696506575	3.49862584
0	0	0	0	0	0	0	0	0	0	0	0	0	0	0	0	0	0	0	0
0	0.701355067	4.242107753	24.20829868	0	18.52001764	42.72831631	11.86648141	5.546059948	15.12665722	75.26751489	30.29213016	0	20.24453674	50.5366669	11.86648141	5.546059948	15.12665722	83.07586547	648.6961531
0	0	0.011206576	0.043950912	0	0	0.043950912	0	0	0	0.043950912	0.050035191	0	0	0.050035191	0	0	0	0.050035191	0.269740601
0	0	0	0	0	0	0	0	0	0	0	0	0	0	0	0	0	0	0	0
0	2.314549803	10.47403373	29.5364485	0	38.40194373	67.93839223	14.266943	5.775818054	21.30261967	109.283773	40.05259936	0	42.0268709	82.07947025	14.266943	5.775818054	21.30261967	123.424851	990.4461745
0	0	0.000791761	0.003024201	0	0	0.003024201	0	0	0	0.003024201	0.003442852	0	0	0.003442852	0	0	0	0.003442852	0.017093126

N2O_IDLEX	N2O_STREX	N2O_TOTEX	ROG_RUNEX	ROG_IDLEX	ROG_STREX	ROG_TOTEX	ROG_DIURN	ROG_HOTSOAK	ROG_RUNLOSS	ROG_TOTAL	TOG_RUNEX	TOG_IDLEX	TOG_STREX	TOG_TOTEX	TOG_DIURN	TOG_HOTSOAK	TOG_RUNLOSS	TOG_TOTAL	CO_RUNEX
0.001889231	0.300433319	1.575070355	8.659669698	0.30825926	2.728037997	11.69596696	2.493851415	0.933799276	5.502243995	20.62586164	12.35801499	0.447584961	2.983433502	15.78903345	2.493851415	0.933799276	5.502243994	24.71892814	192.6253262
0.006855752	0	1.163910322	2.963236715	0.033442251	0	2.996678967	0	0	0	2.996678967	3.373447991	0.03807178	0	3.411519771	0	0	0	3.411519771	12.16882358
0.000223974	0.037452255	0.172540582	0.86961393	0.036216429	0.333313933	1.239144292	0.255997759	0.099377095	0.571215912	2.165735059	1.219881908	0.052532758	0.364342496	1.636757161	0.255997759	0.099377095	0.571215912	2.563347928	19.68021852
0.002388884	0	0.278884069	0.612034213	0.007592906	0	0.619627119	0	0	0	0.619627119	0.696760261	0.008644018	0	0.705404279	0	0	0	0.705404279	2.646254126
0	0.018432499	0.266374099	11.43165603	0	3.070317228	14.50197326	3.210750111	3.758036904	3.874411915	25.34517219	12.86307959	0	3.331861121	16.19494071	3.210750111	3.758036904	3.874411915	27.03813964	125.5315829
0	1.709546427	7.341737204	23.3077318	0	31.85621466	55.16394647	8.491468573	3.189399922	11.78380152	78.62861648	31.20001476	0	34.86225402	66.06226878	8.491468573	3.189399922	11.78380152	89.52693879	772.0741801
0	0	0.019692603	0.065261574	0	0	0.065261574	0	0	0	0.065261574	0.074295963	0	0	0.074295963	0	0	0	0.074295963	0.380603999
0	0.000554158	0.190296978	1.769061861	0	0.018189306	1.787251167	2.141750408	0.963899659	0.015280725	4.908181958	2.215173315	0	0.019785733	2.234959049	2.141750408	0.963899658	0.015280725	5.35588984	61.25544711
0	0	0.043396637	0.043741309	0	0	0.043741309	0	0	0	0.043741309	0.049796572	0	0	0.049796572	0	0	0	0.049796572	0.16548502
0.000370506	0.039449145	0.48881768	3.329784749	0.084008826	1.89325196	5.307045535	0.768102695	0.380083047	1.624197198	8.079428475	4.410716336	0.11325974	2.058471866	6.582447942	0.768102695	0.380083046	1.624197198	9.354830881	91.42383703
0.089134395	0	2.261631965	7.536721313	0.650276784	0	8.186998097	0	0	0	8.186998097	8.57998351	0.740290618	0	9.320274128	0	0	0	9.320274128	19.89194495
4.44784E-05	0.005845024	0.087095459	0.287421186	0.009612922	0.135109434	0.432143543	0.056959407	0.025480765	0.078081313	0.592665027	0.399314418	0.013679485	0.147267149	0.560261052	0.056959407	0.025480765	0.078081313	0.720782536	9.678392462
0.005537558	0	0.174568713	0.868615888	0.073427437	0	0.942043325	0	0	0	0.942043325	0.988853068	0.083591548	0	1.072444616	0	0	0	1.072444616	2.431580323
0.000231331	0.000472998	0.030426366	0.424025768	0.048279901	0.02945558	0.501761249	0.049059482	0.023523964	0.040485948	0.614830643	0.53734218	0.065632818	0.032063137	0.635038135	0.049059482	0.023523964	0.040485948	0.74810753	10.92054517
0.006118004	0	0.112216095	0.492982128	0.051452773	0	0.544434901	0	0	0	0.544434901	0.561222627	0.058575065	0	0.619797692	0	0	0	0.619797692	1.21089676
0	0.000200265	0.003281291	0.008850049	0	0.002198709	0.011048758	0.001049102	0.000289011	0.000995851	0.013382722	0.012913971	0	0.00240731	0.015321281	0.001049102	0.000289011	0.000995851	0.017655244	0.196416648
0	0	0.229786021	0.131380397	0	0	0.131380397	0	0	0	0.131380397	0.149566669	0	0	0.149566669	0	0	0	0.149566669	0.909911646
0	0	0	0	0	0	0	0	0	0	0	0	0	0	0	0	0	0	0	0
0	0	0.180591378	0.615490268	0	0	0.615490268	0	0	0	0.615490268	4.179792943	0	0	4.179792943	0	0	0	4.179792943	11.33958248
0	0.0010114	0.107101887	1.242744558	0	9.35293E-05	1.242838087	0.074134849	0.044589263	0.131651079	1.493213278	1.551142523	0	0.000102403	1.551244926	0.074134849	0.044589263	0.131651079	1.801620117	40.08522143
0.457239053	0	11.99839241	42.37808806	4.52849605	0	46.90658411	0	0	0	46.90658411	48.24422738	5.155348038	0	53.39957542	0	0	0	53.39957542	142.4166242
0.000704739	0	0.02621171	0.065413576	0.001646441	0	0.067060016	0	0	0	0.067060016	0.444601564	0.011190492	0	0.455792056	0	0	0	0.455792056	0.041803995
0	4.271291274	19.45018402	72.80961252	0	96.71484595	169.5244585	49.96959375	21.44043457	67.41371632	308.3482031	98.8050247	0	105.8102321	204.6152568	49.96959375	21.44043457	67.41371632	343.4390015	2334.071632
0	0	0.097226935	0.504884654	0	0	0.504884654	0	0	0	0.504884654	0.574777611	0	0	0.574777611	0	0	0	0.574777611	2.994252322
0	0	0	0	0	0	0	0	0	0	0	0	0	0	0	0	0	0	0	0
0	0.655553722	3.888392478	21.66725368	0	17.43714738	39.10440106	11.41580812	5.171632732	14.04804655	69.73988846	27.28232837	0	19.0631506	46.34547897	11.41580812	5.171632731	14.04804655	76.98096637	589.3029108
0	0	0.009386587	0.037494641	0	0	0.037494641	0	0	0	0.037494641	0.042685156	0	0	0.042685156	0	0	0	0.042685156	0.226986565
0	0	0	0	0	0	0	0	0	0	0	0	0	0	0	0	0	0	0	0
0	2.187776832	9.530575767	26.24266432	0	35.82900793	62.07167224	13.18834896	5.285953942	18.25390721	98.79988235	35.60573344	0	39.21177613	74.81750957	13.18834896	5.285953941	18.25390721	111.5457197	903.5131805
0	0	0.000862986	0.00348351	0	0	0.00348351	0	0	0	0.00348351	0.003965745	0	0	0.003965745	0	0	0	0.003965745	0.018698045
0.001939993	0.342021058	1.508818991	7.53872871	0.317258224	2.716208139	10.57219507	2.48209609	0.911686745	5.186699216	19.15267712	10.75371698	0.460950084	2.970764891	14.18543196	2.48209609	0.911686745	5.186699216	22.76591401	166.071511
0.007826902	0	1.289514962	3.715112382	0.038179504	0	3.753291886	0	0	0	3.753291886	4.229408449	0.043464827	0	4.272873277	0	0	0	4.272873277	13.93739577
0.000220483	0.040651031	0.159964705	0.663499491	0.035716689	0.304453836	1.003670016	0.232982319	0.08619329	0.504314024	1.827159649	0.944448878	0.051959302	0.333039596	1.329447776	0.232982319	0.08619329	0.504314024	2.152937408	14.93788457
0.002815668	0	0.342737825	0.819312734	0.008844091	0	0.828156825	0	0	0	0.828156825	0.932733076	0.01006841	0	0.942801485	0	0	0	0.942801485	3.116837876
0	0.019912973	0.292752635	12.42665695	0	3.224913103	15.65157005	3.455518907	4.039598959	4.150784956	27.29747287	13.98362076	0	3.499807595	17.48342835	3.455518907	4.039598959	4.150784956	29.12933117	134.1635309
0	1.726539304	7.255454024	21.67596214	0	31.80787481	53.48383695	8.455434123	3.147687913	10.84824296	75.93520194	29.17790324	0	34.81109323	63.98899647	8.455434123	3.147687913	10.84824296	86.44036146	732.4125123
0	0	0.014740014	0.052101173	0	0	0.052101173	0	0	0	0.052101173	0.059313721	0	0	0.059313721	0	0	0	0.059313721	0.292625911
0	0.000564399	0.165059503	1.500154656	0	0.016164061	1.516318717	1.942089372	0.855922818	0.013724052	4.328054959	1.877627728	0	0.017584571	1.8952123	1.942089372	0.855922818	0.013724052	4.706948542	51.08331296
0	0	0.049163425	0.045899006	0	0	0.045899006	0	0	0	0.045899006	0.052252967	0	0	0.052252967	0	0	0	0.052252967	0.177685103
0.000335329	0.037773514	0.452440513	2.962954753	0.078800429	1.78136588	4.823121062	0.720112203	0.348521459	1.508386647	7.400141372	3.932554462	0.106595297	1.937050673	5.976200432	0.720112203	0.348521459	1.508386646	8.553220742	80.43951583
0.09681928	0	2.355637969	7.524394002	0.632804539	0	8.157198541	0	0	0	8.157198541	8.565949805	0.720399798	0	9.286349603	0	0	0	9.286349603	20.20985992
5.1256E-05	0.006877567	0.085023722	0.263932052	0.010365668	0.132268943	0.406566663	0.051172907	0.022285545	0.06792329	0.547948405	0.368275782	0.014832584	0.144226585	0.52733495	0.051172907	0.022285545	0.06792329	0.668716693	8.618999339
0.004946049	0	0.180594844	0.886535539	0.055774326	0	0.942309865	0	0	0	0.942309865	1.009253227	0.063494825	0	1.072748052	0	0	0	1.072748052	2.467151989
0.000216953	0.000487169	0.028313439	0.396125192	0.046012857	0.028111663	0.470249712	0.04548126	0.020834064	0.036846714	0.57341175	0.501115711	0.063048731	0.030600954	0.594765396	0.04548126	0.020834064	0.036846714	0.697927434	10.10987385
0.006200763	0	0.116548209	0.502134624	0.047379567	0	0.549514191	0	0	0	0.549514191	0.571642046	0.053938031	0	0.625580077	0	0	0	0.625580077	1.242209414
0	0.000223843	0.003147567	0.008489683	0	0.002212682	0.010702365	0.001003467	0.000282193	0.000888829	0.012876853	0.012388125	0	0.002422608	0.014810733	0.001003467	0.000282193	0.000888829	0.016985222	0.184570103
0	0	0.211599897	0.116942726	0	0	0.116942726	0	0	0	0.116942726	0.133130479	0	0	0.133130479	0	0	0	0.133130479	0.821833232
0	0	0	0	0	0	0	0	0	0	0	0	0	0	0	0	0	0	0	0
0	0	0.223268021	0.790178932	0	0	0.790178932	0	0	0	0.790178932	5.366325096	0	0	5.366325096	0	0	0	5.366325096	13.50713731
0	0.000897682	0.095527913	1.101042048	0	8.65767E-05	1.101128625	0.070443187	0.042068953	0.123278327	1.336919092	1.374707588	0	9.47906E-05	1.374802379	0.070443187	0.042068953	0.123278327	1.610592846	36.58799003
0.501374157	0	12.05362815	41.94968968	4.72363127	0	46.67332095	0	0	0	46.67332095	47.75652843	5.377494632	0	53.13402306	0	0	0	53.13402306	144.5226888
0.001099447	0	0.036547211	0.090957155	0.002473435	0	0.09343059	0	0	0	0.09343059	0.622342996	0.017394133	0	0.639737129	0	0	0	0.639737129	0.077870084
0	4.085711512	17.60955708	64.79075526	0	91.26785807	156.0586133	48.00485331	20.32692672	60.40550033	284.7958937	87.96585937	0	99.8511059	187.8169653	48.00485331	20.32692672	60.40550032	316.5542456	2114.182629
0	0	0.08700292	0.43061415	0	0	0.43061415	0	0	0	0.43061415	0.49022558	0	0	0.49022558	0	0	0	0.49022558	2.647281182
0	0	0	0	0	0	0	0	0	0	0	0	0	0	0	0	0	0	0	0
0	0.621721011	3.55686869	19.48511563	0	16.68771001	36.17282563	11.3944107	4.970931774	13.39738396	65.93555207	24.6548865	0	18.24548555	42.90037205	11.3944107	4.970931774	13.39738396	72.66309848	534.7460023
0	0	0.008620134	0.033715701	0	0	0.033715701	0	0	0	0.033715701	0.038383084	0	0	0.038383084	0	0	0	0.038383084	0.205392355
0	0	0	0	0	0	0	0	0	0	0	0	0	0	0	0	0	0	0	0
0	2.08936539	8.695395722	23.53446503	0	34.14726127	57.6817263	12.65658341	5.003033986	16.33459774	91.67594143	31.95984379	0	37.37183146	69.33167525	12.65658341	5.003033986	16.33459774	103.3258904	823.5216663
0	0	0.000803677	0.003149303	0	0	0.003149303	0	0	0	0.003149303	0.003585272	0	0	0.003585272	0	0	0	0.003585272	0.017246117
0.002042316	0.395110709	1.45658333	6.499327551	0.332508173	2.710886965	9.54272269	2.469781485	0.887889781	4.932001327	17.83239528	9.270142568	0.483413826	2.9652162	12.71877259	2.469781485	0.887889781	4.932001327	21.00844519	142.2169685
0.008620159	0	1.350428512	4.255390862	0.042049	0	4.297439862	0	0	0	4.297439862	4.844479579	0.04786999	0	4.892349569	0	0	0	4.892349569	15.03562363
0.00023478	0.047290729	0.158571324	0.559345762	0.037977847	0.300126152	0.89744976	0.233954588	0.08245022	0.486904573	1.700759141	0.805881282	0.055341803	0.328461436	1.189684521	0.233954588	0.08245022	0.486904573	1.992993902	12.50559886
0.003340814	0	0.404153816	1.028205404	0.010421229	0	1.038626633	0	0	0	1.038626633	1.170543492	0.011863877	0	1.182407369	0	0	0	1.182407369	3.596075856
0	0.022163207	0.322843206	13.59023183	0	3.508462145	17.09869397	3.84316122	4.479105557	4.591771124	30.01273187	15.29242011	0	3.807663153	19.10008326	3.84316122	4.479105557	4.591771123	32.01412116	144.7383338
0	1.704277957	6.88218487	19.77361488	0	31.25289273	51.02650761	8.433366445	3.108988564	10.04835583	72.61721845	26.71739814	0	34.20479765	60.92219579	8.433366445	3.108988564	10.04835583	82.51290663	675.5283435
0	0	0.012639399	0.044069543	0	0	0.044069543	0	0	0	0.044069543	0.050170245	0	0	0.050170245	0	0	0	0.050170245	0.25019134
0	0.000569572	0.142011645	1.259065737	0	0.014453724	1.273519461	1.772486083	0.768465022	0.012422661	3.826893227	1.57749279	0	0.015725889	1.593218679	1.772486083	0.768465022	0.012422661	4.146592444	42.28307147
0	0	0.054655968	0.047848868	0	0	0.047848868	0	0	0	0.047848868	0.054472755	0	0	0.054472755	0	0	0	0.054472755	0.189216277
0.00032889	0.038201382	0.412242803	2.598330325	0.076664465	1.684850255	4.359845045	0.677878923	0.322014267	1.409274997	6.769013232	3.455469892	0.104269825	1.832359554	5.392099271	0.677878923	0.322014267	1.409274997	7.801267459	70.020706

N2O_IDLEX	N2O_STREX	N2O_TOTEX	ROG_RUNEX	ROG_IDLEX	ROG_STREX	ROG_TOTEX	ROG_DIURN	ROG_HOTSOAK	ROG_RUNLOSS	ROG_TOTAL	TOG_RUNEX	TOG_IDLEX	TOG_STREX	TOG_TOTEX	TOG_DIURN	TOG_HOTSOAK	TOG_RUNLOSS	TOG_TOTAL	CO_RUNEX
0.105786979	0	2.368824765	7.378428357	0.643491359	0	8.021919715	0	0	0	8.021919715	8.399779029	0.732565929	0	9.132344957	0	0	0	9.132344957	20.10474712
6.69117E-05	0.008930041	0.084345757	0.249842243	0.012266019	0.135837181	0.397945443	0.050299934	0.021224371	0.064822575	0.534292324	0.349953583	0.017633971	0.148176409	0.515763963	0.050299934	0.021224371	0.064822575	0.652110843	7.886201134
0.005590126	0	0.181532699	0.86902656	0.05818418	0	0.92721074	0	0	0	0.92721074	0.989320587	0.06623826	0	1.055558847	0	0	0	1.055558847	2.429249001
0.000218796	0.000536104	0.027628101	0.390935239	0.046640018	0.02904253	0.466617786	0.044823203	0.019536077	0.036242644	0.56721971	0.49388569	0.064412205	0.031615751	0.589913645	0.044823203	0.019536077	0.036242644	0.690515569	9.880440188
0.006423441	0	0.11739288	0.551784384	0.052701189	0	0.604485573	0	0	0	0.604485573	0.628164519	0.059996292	0	0.688160811	0	0	0	0.688160811	1.361457206
0	0.000260587	0.003567277	0.010786153	0	0.002375788	0.013161941	0.001219426	0.000357424	0.001104969	0.01584376	0.01573913	0	0.002601188	0.018340318	0.001219426	0.000357424	0.001104969	0.021022137	0.253409621
0	0	0.200711543	0.115594393	0	0	0.115594393	0	0	0	0.115594393	0.131595571	0	0	0.131595571	0	0	0	0.131595571	0.783373522
0	0	0	0	0	0	0	0	0	0	0	0	0	0	0	0	0	0	0	0
0	0	0.244407213	0.91421415	0	0	0.91421415	0	0	0	0.91421415	6.20891552	0	0	6.20891552	0	0	0	6.20891552	13.19379848
0	0.000750451	0.083964315	0.952481352	0	0.000100838	0.95258219	0.062714359	0.037262172	0.108890608	1.16144933	1.190306358	0	0.000110405	1.190416763	0.062714359	0.037262172	0.108890608	1.399283902	32.51433483
0.507358509	0	12.44093437	42.28134537	4.552644863	0	46.83399024	0	0	0	46.83399024	48.1340932	5.182839623	0	53.31693282	0	0	0	53.31693282	146.880359
0.001356572	0	0.04126077	0.091699942	0.002557941	0	0.094257883	0	0	0	0.094257883	0.685991507	0.021220555	0	0.707212061	0	0	0	0.707212061	0.357824101
0	3.886349448	15.90116232	57.07871658	0	84.75228275	141.8309993	45.24830212	18.85797992	53.16043433	259.0977157	77.61107677	0	92.72453609	170.3356129	45.24830212	18.85797992	53.16043433	287.6023292	1900.219525
0	0	0.078951169	0.37112525	0	0	0.37112525	0	0	0	0.37112525	0.422501423	0	0	0.422501423	0	0	0	0.422501423	2.370272001
0	0	0	0	0	0	0	0	0	0	0	0	0	0	0	0	0	0	0	0
0	0.578293016	3.196845396	17.26488949	0	15.52498119	32.78987068	10.97294709	4.628919757	12.34034145	60.73207897	21.93894141	0	16.9755936	38.91453501	10.97294709	4.628919757	12.34034145	66.8567433	477.0660553
0	0	0.007980055	0.030009225	0	0	0.030009225	0	0	0	0.030009225	0.034163507	0	0	0.034163507	0	0	0	0.034163507	0.184951309
0	0	0	0	0	0	0	0	0	0	0	0	0	0	0	0	0	0	0	0
0	1.994100368	7.959692391	21.14390136	0	32.30418901	53.44809037	12.12932859	4.729616592	14.56058504	84.86762059	28.75149881	0	35.35535535	64.10685415	12.12932859	4.729616592	14.56058504	95.52638438	751.869276
0	0	0.000804212	0.003154681	0	0	0.003154681	0	0	0	0.003154681	0.003591395	0	0	0.003591395	0	0	0	0.003591395	0.017269922
0.002051586	0.423923073	1.38396215	5.594257156	0.335499815	2.649427433	8.579184404	2.387680652	0.845814504	4.584700574	16.39738013	7.982185574	0.488036204	2.898277466	11.36849924	2.387680652	0.845814504	4.584700573	19.18669497	121.9032157
0.009017557	0	1.364086885	4.364706624	0.043987498	0	4.408694122	0	0	0	4.408694122	4.968928306	0.050076842	0	5.019005148	0	0	0	5.019005148	15.03645153
0.000224387	0.048577596	0.138792387	0.386500764	0.036172799	0.26778363	0.690457194	0.20049218	0.070631339	0.397763649	1.359344362	0.555406774	0.052718977	0.293069901	0.901195652	0.20049218	0.070631339	0.397763649	1.57008282	8.47514014
0.003613843	0	0.424881452	1.080797416	0.01122519	0	1.092022606	0	0	0	1.092022606	1.230416002	0.012779132	0	1.243195134	0	0	0	1.243195134	3.659639609
0	0.023639823	0.339246963	14.19812452	0	3.674056767	17.87218128	4.079803944	4.762875816	4.868633995	31.58349504	15.97620571	0	3.987500022	19.96370573	4.079803944	4.762875816	4.868633994	33.67501949	149.8167048
0	1.673896767	6.501478201	17.96385662	0	30.36629314	48.33014976	8.307977248	3.039973859	9.209752329	68.8878532	24.37432825	0	33.2355717	57.60989995	8.307977248	3.039973859	9.209752329	78.16760338	621.7284503
0	0	0.011285101	0.037809542	0	0	0.037809542	0	0	0	0.037809542	0.04304365	0	0	0.04304365	0	0	0	0.04304365	0.219537054
0	0.000566383	0.123181392	1.058562747	0	0.01279794	1.071360687	1.614995718	0.685572568	0.011205591	3.383134565	1.328550748	0	0.013926516	1.342477263	1.614995718	0.685572568	0.011205591	3.654251141	35.107454
0	0	0.05897051	0.048909479	0	0	0.048909479	0	0	0	0.048909479	0.05568019	0	0	0.05568019	0	0	0	0.05568019	0.19454236
0.000326859	0.039285613	0.394047278	2.305277425	0.075984545	1.583297103	3.964559073	0.61641664	0.287532495	1.268766813	6.13727502	3.074435828	0.10422786	1.722315222	4.900978911	0.61641664	0.287532495	1.268766812	7.073694858	61.8352463
0.110430159	0	2.449584162	7.385385545	0.618965096	0	8.004350641	0	0	0	8.004350641	8.407699257	0.704644646	0	9.112343903	0	0	0	9.112343903	20.31851611
7.19067E-05	0.009705262	0.079468092	0.229279446	0.012744266	0.131902092	0.373925804	0.046789263	0.019470377	0.05861013	0.498795575	0.322194934	0.018366448	0.143925004	0.484486387	0.046789263	0.019470377	0.05861013	0.609356157	6.972400573
0.005723222	0	0.187613725	0.901721013	0.057679083	0	0.959400095	0	0	0	0.959400095	1.026540733	0.065663245	0	1.092203978	0	0	0	1.092203978	2.531154574
2.1265E-07	0	4.87939E-06	1.71042E-07	5.88131E-08	0	2.29855E-07	0	0	0	2.29855E-07	1.22173E-05	4.20094E-06	0	1.64182E-05	0	0	0	1.64182E-05	6.73629E-05
0.00021297	0.000547012	0.025783227	0.365328213	0.045228415	0.027817894	0.438374521	0.042259098	0.017718608	0.03381825	0.532170477	0.461425516	0.062830021	0.030283369	0.554538906	0.042259098	0.017718608	0.03381825	0.648334861	9.121511858
0.006753458	0	0.120898473	0.547673342	0.049922658	0	0.597596	0	0	0	0.597596	0.623484411	0.056833146	0	0.680317557	0	0	0	0.680317557	1.357858605
5.18822E-05	0	0.00035892	6.18212E-05	1.43492E-05	0	7.61704E-05	0	0	0	7.61704E-05	0.004415802	0.001024941	0	0.005440743	0	0	0	0.005440743	0.015624651
0	0.00030864	0.002715253	0.006013865	0	0.002267512	0.008281377	0.001050126	0.000296327	0.000811012	0.010438842	0.008775418	0	0.00248264	0.011258058	0.001050126	0.000296327	0.000811012	0.013415523	0.130803317
0	0	0.194228947	0.11061277	0	0	0.11061277	0	0	0	0.11061277	0.125924367	0	0	0.125924367	0	0	0	0.125924367	0.752428612
0	0	0	0	0	0	0	0	0	0	0	0	0	0	0	0	0	0	0	0
0	0	0.259942385	1.008150623	0	0	1.008150623	0	0	0	1.008150623	6.846596525	0	0	6.846596525	0	0	0	6.846596525	12.95874971
0	0.000703267	0.077437022	0.8433098	0	7.25827E-05	0.843382383	0.047653114	0.034492491	0.103589244	1.029117232	1.055219476	0	7.94689E-05	1.055298945	0.047653114	0.034492491	0.103589244	1.241033794	29.89783429
0.242422585	0	11.21892216	38.31229661	2.472643106	0	40.78493971	0	0	0	40.78493971	43.61563331	2.814915955	0	46.43054926	0	0	0	46.43054926	134.9610167
0.001904134	0	0.045326551	0.083518877	0.002715855	0	0.086234732	0	0	0	0.086234732	0.702686198	0.030232438	0	0.732918636	0	0	0	0.732918636	0.741087065
0	3.65588653	14.15331911	49.43581433	0	77.99919106	127.4350054	40.35755327	17.3385937	46.62521459	231.7563669	67.33325368	0	85.33826699	152.6715207	40.35755327	17.3385937	46.62521459	256.9928822	1675.711024
0	0	0.069892592	0.31236075	0	0	0.31236075	0	0	0	0.31236075	0.355601946	0	0	0.355601946	0	0	0	0.355601946	2.067781283
0	0	0	0	0	0	0	0	0	0	0	0	0	0	0	0	0	0	0	0
0	0.537607068	2.802324527	14.90559182	0	14.19145474	29.09704657	9.699078389	4.224818872	11.02918468	54.0501285	18.9924718	0	15.5184622	34.510934	9.699078389	4.224818872	11.02918468	59.46401594	414.0333567
0	0	0.007326383	0.026721837	0	0	0.026721837	0	0	0	0.026721837	0.030421034	0	0	0.030421034	0	0	0	0.030421034	0.165426053
0	0	0	0	0	0	0	0	0	0	0	0	0	0	0	0	0	0	0	0
0	1.883983206	7.223956687	19.00482554	0	30.50048322	49.50530876	11.41639254	4.55648162	13.2846464	78.76282932	25.86494014	0	33.38168562	59.24662577	11.41639254	4.55648162	13.2846464	88.50414633	681.0213592
0	0	0.000805701	0.002934191	0	0	0.002934191	0	0	0	0.002934191	0.003340381	0	0	0.003340381	0	0	0	0.003340381	0.016737609
0.001973969	0.428423806	1.260030382	4.597927021	0.325195632	2.518827161	7.441949814	2.198923155	0.782019148	4.157133917	14.58002603	6.562116213	0.473261133	2.75566074	9.791038086	2.198923155	0.782019148	4.157133917	16.92911431	100.0052117
0.009237253	0	1.337590525	4.338774712	0.045059171	0	4.383833882	0	0	0	4.383833882	4.939406548	0.05129687	0	4.990703418	0	0	0	4.990703418	14.68557947
0.000244262	0.054959901	0.147438483	0.415034784	0.039739398	0.294553169	0.749327351	0.227807806	0.078659147	0.434562146	1.490356449	0.598319484	0.057931218	0.322393495	0.978644197	0.227807806	0.078659147	0.434562146	1.719673295	9.231893331
0.00390052	0	0.446424476	1.123632715	0.012065355	0	1.13569807	0	0	0	1.13569807	1.279181141	0.013735605	0	1.292916746	0	0	0	1.292916746	3.695947447
0	0.023905785	0.322382384	12.97323843	0	3.700651042	16.67388947	4.399777057	5.141414769	5.247934916	31.46301621	14.64171672	0	4.016682868	18.65839958	4.399777057	5.141414768	5.247934916	33.44752633	136.809728
0	1.627280834	6.06872	16.08646902	0	29.39489379	45.48136281	7.933716922	2.963972142	8.569989743	64.94904161	21.95634569	0	32.17372223	54.13006792	7.933716922	2.963972142	8.569989742	73.59774672	562.6543387
0	0	0.010094591	0.031648606	0	0	0.031648606	0	0	0	0.031648606	0.036029834	0	0	0.036029834	0	0	0	0.036029834	0.187134901
0	0.00054012	0.103641844	0.866204931	0	0.011096724	0.877301655	1.336563803	0.600279957	0.009898688	2.824044103	1.088947805	0	0.01207697	1.101024775	1.336563803	0.600279957	0.009898688	3.047767223	28.39512133
0	0	0.057928564	0.046839929	0	0	0.046839929	0	0	0	0.046839929	0.053324145	0	0	0.053324145	0	0	0	0.053324145	0.186534617
0.000317879	0.038734916	0.338481487	1.963151993	0.071912475	1.459766728	3.494831195	0.493902841	0.259644546	1.156346219	5.404724802	2.611092559	0.099014256	1.587979679	4.298086493	0.493902841	0.259644546	1.156346219	6.2079801	52.11991839
0.115186909	0	2.271908375	6.572833221	0.591102874	0	7.163936095	0	0	0	7.163936095	7.48267029	0.672925626	0	8.155595916	0	0	0	8.155595916	18.22285763
3.53529E-05	0	0.000184193	5.88017E-06	9.77761E-06	0	1.56578E-05	0	0	0	1.56578E-05	0.000420012	0.000698401	0	0.001118413	0	0	0	0.001118413	0.002140867
7.95049E-05	0.010586582	0.074949539	0.210531335	0.013550672	0.130406405	0.354488412	0.041394173	0.018310609	0.055003928	0.469197122	0.296485737	0.019570489	0.142325439	0.458381666	0.041394173	0.018310609	0.055003928	0.573090376	6.184582102
0.00513651	0	0.172339907	0.811425235	0.048055548	0	0.859480783	0	0	0	0.859480783	0.923745863	0.054707584	0	0.978453447	0	0	0	0.978453447	2.30190148
8.78623E-06	0	0.000436818	1.65108E-05	2.43002E-06	0	1.89408E-05	0	0	0	1.89408E-05	0.001179345	0.000173573	0	0.001352918	0	0	0	0.001352918	0.006135523
0.000236391	0.000613589	0.024447712	0.344047684	0.047198711	0.027613193	0.418859588	0.036835792	0.016870414	0.032459961	0.505025755	0.433861243	0.065886794	0.030063086	0.529811123	0.036835792	0.016870414	0.032459961	0.61597729	8.529338044
0.007137866	0	0.111452689	0.488191554	0.049027521	0	0.537219075	0	0	0	0.537219075	0.555768922	0.055814101	0	0.611583023	0	0	0	0.611583023	1.216959796
0.000177533	0	0.001588055	0.000282456	4.91006E-05	0	0.000331557	0	0	0	0.000331557	0.020175425	0.003507187	0	0.023682612	0	0	0	0.023682612	0.071054663

N2O_IDLEX	N2O_STREX	N2O_TOTEX	ROG_RUNEX	ROG_IDLEX	ROG_STREX	ROG_TOTEX	ROG_DIURN	ROG_HOTSOAK	ROG_RUNLOSS	ROG_TOTAL	TOG_RUNEX	TOG_IDLEX	TOG_STREX	TOG_TOTEX	TOG_DIURN	TOG_HOTSOAK	TOG_RUNLOSS	TOG_TOTAL	CO_RUNEX
0	0.000484866	0.004675608	0.011236686	0	0.003292049	0.014528736	0.001469917	0.000417426	0.001092636	0.017508715	0.016396546	0	0.00360438	0.020000926	0.001469917	0.000417426	0.001092636	0.022980906	0.253802409
0	0	0.177652002	0.100088472	0	0	0.100088472	0	0	0	0.100088472	0.113943236	0	0	0.113943236	0	0	0	0.113943236	0.670043497
0	0	0	0	0	0	0	0	0	0	0	0	0	0	0	0	0	0	0	0
0	0	0.26804503	0.99724174	0	0	0.99724174	0	0	0	0.99724174	6.811367313	0	0	6.811367313	0	0	0	6.811367313	13.17069591
0	0.00060238	0.070999057	0.77012015	0	3.68198E-05	0.77015697	0.044702554	0.031910684	0.096975762	0.943745971	0.964180599	0	4.03131E-05	0.964220912	0.044702554	0.031910684	0.096975762	1.137809912	27.60861054
0.244434421	0	10.17471973	33.91195559	2.25123692	0	36.16319251	0	0	0	36.16319251	38.60618002	2.562861866	0	41.16904189	0	0	0	41.16904189	120.4735058
0.00275823	0	0.053426702	0.075322938	0.002877098	0	0.078200036	0	0	0	0.078200036	0.769261599	0.043908164	0	0.813169763	0	0	0	0.813169763	1.373650843
0	3.517897917	13.31006148	45.56585203	0	73.853377	119.419229	39.16996472	16.51818442	42.85340395	217.9607821	62.26080959	0	80.80572143	143.066531	39.16996472	16.51818442	42.85340395	241.6080841	1567.855965
0	0	0.073448113	0.281096064	0	0	0.281096064	0	0	0	0.281096064	0.32000918	0	0	0.32000918	0	0	0	0.32000918	1.924332324
0	0	0	0	0	0	0	0	0	0	0	0	0	0	0	0	0	0	0	0
0	0.499584431	2.541134344	13.06920616	0	12.9767881	26.04599426	9.187742679	3.831709365	10.01316004	49.07860634	16.77831248	0	14.1920092	30.97032168	9.187742679	3.831709365	10.01316004	54.00293376	370.0119078
0	0	0.00707197	0.024261599	0	0	0.024261599	0	0	0	0.024261599	0.027620217	0	0	0.027620217	0	0	0	0.027620217	0.151309412
0	0	0	0	0	0	0	0	0	0	0	0	0	0	0	0	0	0	0	0
0	1.809598302	6.85933737	17.90396593	0	29.2621198	47.16608573	11.27850452	4.457427675	12.39261391	75.29463183	24.42281192	0	32.02698044	56.44979236	11.27850452	4.457427674	12.39261391	84.57833847	646.5376736
0	0	0.00093036	0.003048916	0	0	0.003048916	0	0	0	0.003048916	0.003470988	0	0	0.003470988	0	0	0	0.003470988	0.018324822
0.001837058	0.414205781	1.157050847	3.92721291	0.306051637	2.371700846	6.604965393	2.099498917	0.734564176	3.817030465	13.25605895	5.605846203	0.445553385	2.59488345	8.646283038	2.099498917	0.734564176	3.817030465	15.2973766	85.35790513
0.009047077	0	1.268054868	4.261791767	0.044131497	0	4.305923265	0	0	0	4.305923265	4.851766584	0.050240776	0	4.90200736	0	0	0	4.90200736	14.3428712
0.000230102	0.053898086	0.136283335	0.352729795	0.037678527	0.276995048	0.66740337	0.217159356	0.074518865	0.396493097	1.355574688	0.508696692	0.054933782	0.303188174	0.866818649	0.217159356	0.074518865	0.396493097	1.554989967	7.867996485
0.003805569	0	0.421460558	1.096811701	0.01174077	0	1.10855247	0	0	0	1.10855247	1.2486472	0.013366086	0	1.262013286	0	0	0	1.262013286	3.57694879
0	0.022624186	0.294576656	11.55732572	0	3.515243754	15.07256947	4.228040764	5.090776004	5.199135141	29.59052138	13.08186273	0	3.815718813	16.89758154	4.228040764	5.090776004	5.199135141	31.41553345	122.4002176
0	1.571367403	5.818118874	15.08395879	0	28.43038733	43.51434611	7.890702671	2.947477134	8.122154804	62.47468072	20.68290441	0	31.11897514	51.80187955	7.890702671	2.947477134	8.122154804	70.76221416	529.5277561
0	0	0.014446363	0.028607896	0	0	0.028607896	0	0	0	0.028607896	0.032568187	0	0	0.032568187	0	0	0	0.032568187	0.17688445
0	0.000520549	0.095213939	0.779738286	0	0.010120136	0.789858422	1.282142759	0.55918422	0.009318491	2.640503892	0.98320012	0	0.01101549	0.99421561	1.282142759	0.55918422	0.009318491	2.84486108	25.36949348
0	0	0.056771999	0.046225952	0	0	0.046225952	0	0	0	0.046225952	0.052625173	0	0	0.052625173	0	0	0	0.052625173	0.184265374
0.000284196	0.03565964	0.293104163	1.676204365	0.064665559	1.298158591	3.039028515	0.434193003	0.224225821	0.999279891	4.69672723	2.220718266	0.089294149	1.412156918	3.722169333	0.434193003	0.224225821	0.999279891	5.379868047	44.23237347
0.110300491	0	2.064348408	5.882339729	0.529621486	0	6.411961215	0	0	0	6.411961215	6.69659601	0.602933746	0	7.299529757	0	0	0	7.299529757	16.40452125
0.000145002	0	0.00140922	4.84927E-05	4.01036E-05	0	8.85963E-05	0	0	0	8.85963E-05	0.003463766	0.002864545	0	0.00632831	0	0	0	0.00632831	0.018222308
8.62316E-05	0.011317555	0.072503649	0.199283458	0.014180937	0.128147743	0.341612138	0.040309015	0.017265826	0.051663364	0.450850343	0.280998778	0.020512695	0.139886824	0.441398298	0.040309015	0.017265826	0.051663364	0.550636503	5.668846218
0.004925334	0	0.155350015	0.680392278	0.043579252	0	0.72397153	0	0	0	0.72397153	0.774574816	0.049611661	0	0.824186478	0	0	0	0.824186478	1.949504725
4.63611E-05	0	0.001962346	7.43622E-05	1.28222E-05	0	8.71844E-05	0	0	0	8.71844E-05	0.005311588	0.000915871	0	0.00622746	0	0	0	0.00622746	0.027438186
0.000253445	0.000655266	0.02422646	0.341020971	0.048644344	0.027545599	0.417210914	0.036378109	0.016463355	0.031536245	0.501588623	0.429535289	0.068080424	0.029991064	0.527606777	0.036378109	0.016463355	0.031536245	0.611984486	8.401701921
0.007486134	0	0.101086177	0.422175168	0.045397039	0	0.467572207	0	0	0	0.467572207	0.480614292	0.051681074	0	0.532295365	0	0	0	0.532295365	1.057450292
0.00030862	0	0.003005015	0.000540715	8.53557E-05	0	0.000626071	0	0	0	0.000626071	0.038622528	0.006096835	0	0.044719363	0	0	0	0.044719363	0.136187697
0	0.000651753	0.004392888	0.006249498	0	0.0039216	0.010171098	0.0017276	0.000474502	0.001214723	0.013587923	0.009119252	0	0.004293658	0.013412911	0.0017276	0.000474502	0.001214723	0.016829737	0.126639585
0	0	0.153551921	0.082354476	0	0	0.082354476	0	0	0	0.082354476	0.093754362	0	0	0.093754362	0	0	0	0.093754362	0.546457686
0	0	0	0	0	0	0	0	0	0	0	0	0	0	0	0	0	0	0	0
0	0	0.291227685	0.952421235	0	0	0.952421235	0	0	0	0.952421235	6.63215797	0	0	6.63215797	0	0	0	6.63215797	14.8614076
0	0.000572626	0.068282759	0.729741311	0	4.50456E-05	0.729786356	0.041657032	0.029794639	0.092523961	0.893761988	0.916213222	0	4.93193E-05	0.916262541	0.041657032	0.029794639	0.092523961	1.080238173	26.34194414
0.27887221	0	10.23004272	33.25391003	2.345332937	0	35.59924297	0	0	0	35.59924297	37.85704524	2.669983019	0	40.52702826	0	0	0	40.52702826	119.3763819
0.003703627	0	0.066018087	0.077190891	0.003065231	0	0.080256122	0	0	0	0.080256122	0.918169112	0.058600632	0	0.976769745	0	0	0	0.976769745	2.0660993
0	3.383444691	12.71278097	42.30677979	0	68.95553801	111.2623178	37.76701169	15.88204123	40.09016792	205.0015386	58.09285741	0	75.45209684	133.5449543	37.76701169	15.88204123	40.09016792	227.2841751	1489.37589
0	0	0.082493025	0.262325825	0	0	0.262325825	0	0	0	0.262325825	0.298640511	0	0	0.298640511	0	0	0	0.298640511	1.861964749
0	0	0	0	0	0	0	0	0	0	0	0	0	0	0	0	0	0	0	0
0	2.06446E-06	2.81329E-06	1.87601E-06	0	1.6355E-05	1.8231E-05	1.49353E-05	3.73738E-06	3.53844E-06	4.04421E-05	2.73748E-06	0	1.79066E-05	2.06441E-05	1.49353E-05	3.73738E-06	3.53844E-06	4.28553E-05	0.000281637
0	0.471499813	2.396734475	11.85726458	0	12.00085533	23.85811991	8.731606488	3.583455054	9.429677731	45.60285919	15.36695462	0	13.12650818	28.4934628	8.731606488	3.583455054	9.429677731	50.23820207	344.4762241
0	0	0.0068232	0.02305358	0	0	0.02305358	0	0	0	0.02305358	0.026244969	0	0	0.026244969	0	0	0	0.026244969	0.143290668
0	0	0	0	0	0	0	0	0	0	0	0	0	0	0	0	0	0	0	0
0	1.745801094	6.659827921	17.4569037	0	27.98232195	45.43922565	11.2780627	4.54411019	11.95431442	73.21571296	23.81063863	0	30.6264021	54.43704073	11.2780627	4.54411019	11.95431442	82.21352804	631.6588104
0	0	0.000972454	0.00299527	0	0	0.00299527	0	0	0	0.00299527	0.003409916	0	0	0.003409916	0	0	0	0.003409916	0.017690913
0.001754028	0.406460579	1.111697647	3.595464642	0.293853663	2.29071099	6.180029295	2.072343298	0.736061147	3.718749791	12.70718353	5.130240585	0.42788525	2.506357459	8.064483294	2.072343298	0.736061147	3.718749791	14.59163753	78.27485232
0.008948651	0	1.262025118	4.342786454	0.043651378	0	4.386437831	0	0	0	4.386437831	4.94397365	0.049694191	0	4.993667841	0	0	0	4.993667841	14.55168608
0.00022705	0.054687337	0.13513419	0.333495022	0.037231671	0.273432777	0.64415947	0.222809275	0.077878698	0.399428148	1.344275592	0.480796569	0.054283862	0.299292109	0.83437254	0.222809275	0.077878698	0.399428148	1.534488661	7.45825718
0.003795593	0	0.423340715	1.122988216	0.011690107	0	1.134678323	0	0	0	1.134678323	1.278447423	0.013308409	0	1.291755832	0	0	0	1.291755832	3.631887845
0	0.021575924	0.280313765	10.83151158	0	3.362230548	14.19374213	4.076487246	5.146701208	5.262825722	28.67975631	12.29015981	0	3.649854433	15.94001424	4.076487246	5.146701208	5.262825722	30.42602842	115.2045303
0	1.536099704	5.765576154	14.7373802	0	27.71587194	42.45325213	7.957636141	3.053382996	8.024211315	61.48848258	20.28410299	0	30.3376375	50.62174048	7.957636141	3.053382996	8.024211315	69.65697093	519.3073383
0	0	0.020906492	0.027410974	0	0	0.027410974	0	0	0	0.027410974	0.031205572	0	0	0.031205572	0	0	0	0.031205572	0.179958218
0	0.00049561	0.089704147	0.720534778	0	0.009229184	0.729763962	1.222774777	0.533488923	0.008968097	2.494995759	0.910717917	0	0.010046713	0.92076463	1.222774777	0.533488923	0.008968097	2.685996427	23.25833646
0	0	0.055997246	0.045982696	0	0	0.045982696	0	0	0	0.045982696	0.052348242	0	0	0.052348242	0	0	0	0.052348242	0.182857075
0.000266055	0.03408067	0.27532404	1.559952421	0.061017168	1.205145488	2.826115077	0.407740384	0.208848046	0.945169198	4.387872705	2.062915074	0.084570142	1.31104314	3.458528356	0.407740384	0.208848046	0.945169198	5.020285984	41.03977417
0.110554239	0	2.072169974	5.879889191	0.509623034	0	6.389512225	0	0	0	6.389512225	6.693806259	0.580167031	0	7.27397329	0	0	0	7.27397329	16.45818409
0.000268633	0	0.002594236	8.86473E-05	7.42963E-05	0	0.000162944	0	0	0	0.000162944	0.00633195	0.00530688	0	0.011638831	0	0	0	0.011638831	0.033516597
8.71163E-05	0.011251936	0.070849923	0.19469429	0.014116631	0.122911307	0.331722228	0.039546422	0.016850221	0.050561639	0.438680511	0.274893418	0.020442701	0.134192593	0.429528712	0.039546422	0.016850221	0.050561639	0.536486994	5.402093873
0.005152394	0	0.15516342	0.660488301	0.042232061	0	0.702720362	0	0	0	0.702720362	0.751915654	0.048077987	0	0.79999364	0	0	0	0.79999364	1.887304003
7.128E-05	0	0.003228465	0.000125327	1.97141E-05	0	0.000145041	0	0	0	0.000145041	0.008951913	0.001408147	0	0.010360059	0	0	0	0.010360059	0.04507013
0.000267553	0.000691992	0.024318451	0.340400293	0.049375915	0.027010189	0.416786398	0.035781461	0.016446362	0.031093601	0.500107821	0.427637122	0.069232522	0.029408381	0.526278025	0.035781461	0.016446362	0.031093601	0.609599449	8.395182606
0.007761789	0	0.100082299	0.408068498	0.040021047	0	0.448089544	0	0	0	0.448089544	0.464554922	0.045560915	0	0.510115837	0	0	0	0.510115837	1.028405284
0.000615415	0	0.005906194	0.001064071	0.000170207	0	0.001234278	0	0	0	0.001234278	0.076005064	0.012157616	0	0.088162681	0	0	0	0.088162681	0.268671757
0	0.00069498	0.004349142	0.004521416	0	0.003953156	0.008474572	0.001638664	0.000449136	0.001010043	0.011572415	0.006597639	0	0.004328209	0.010925848	0.001638664	0.000449136	0.001010043	0.01402369	0.092893292
0	0	0.143062724	0.080657158	0	0	0.080657158	0	0	0	0.080657158	0.09182211	0	0	0.09182211	0	0	0	0.09182211	0.498410619
0	0	0	0	0	0	0	0	0	0	0	0	0	0	0	0	0	0	0	0

N2O_IDLEX	N2O_STREX	N2O_TOTEX	ROG_RUNEX	ROG_IDLEX	ROG_STREX	ROG_TOTEX	ROG_DIURN	ROG_HOTSOAK	ROG_RUNLOSS	ROG_TOTAL	TOG_RUNEX	TOG_IDLEX	TOG_STREX	TOG_TOTEX	TOG_DIURN	TOG_HOTSOAK	TOG_RUNLOSS	TOG_TOTAL	CO_RUNEX
0	0	0.300334932	0.87734159	0	0	0.87734159	0	0	0	0.87734159	6.229357832	0	0	6.229357832	0	0	0	6.229357832	15.26316077
0	0.0005653	0.063747768	0.669211222	0	6.57379E-05	0.66927696	0.038530537	0.026751222	0.085320398	0.819879117	0.842056816	0	7.19747E-05	0.842128791	0.038530537	0.026751222	0.085320398	0.992730947	24.31255008
0.30600421	0	10.3903206	32.29824217	2.325852913	0	34.62409509	0	0	0	34.62409509	36.76909013	2.647806494	0	39.41689663	0	0	0	39.41689663	117.1451389
0.005029555	0	0.083689686	0.078959259	0.003338019	0	0.082297278	0	0	0	0.082297278	1.108948227	0.081026587	0	1.189974814	0	0	0	1.189974814	3.032206736
0	3.257320284	11.77061052	37.67100676	0	64.24824842	101.9192552	36.27879596	14.69479012	36.46046491	189.3533062	51.9554324	0	70.30540288	122.2608353	36.27879596	14.69479012	36.46046491	209.6948863	1358.560854
0	0	0.097527431	0.237624888	0	0	0.237624888	0	0	0	0.237624888	0.270520137	0	0	0.270520137	0	0	0	0.270520137	1.77310897
0	0	0	0	0	0	0	0	0	0	0	0	0	0	0	0	0	0	0	0
0	0.000105584	0.000144063	9.62381E-05	0	0.000834732	0.00093097	0.000765405	0.000191092	0.000180906	0.002068374	0.00014043	0	0.000913927	0.001054357	0.000765405	0.000191092	0.000180906	0.00219176	0.014475699
0	0.436027952	2.170879046	10.59007294	0	11.02497054	21.61504348	8.309599748	3.297365949	8.634122966	41.85613215	13.78106821	0	12.05983313	25.84090134	8.309599748	3.297365949	8.634122966	46.08199001	309.3524099
0	0	0.006398017	0.021379257	0	0	0.021379257	0	0	0	0.021379257	0.024338863	0	0	0.024338863	0	0	0	0.024338863	0.132934961
0	0	0	0	0	0	0	0	0	0	0	0	0	0	0	0	0	0	0	0
0	1.694454738	6.301276434	16.21325877	0	26.8383727	43.05163148	11.34871853	4.436523638	11.32812983	70.16500347	22.17768739	0	29.3750898	51.55277719	11.34871853	4.436523638	11.32812983	78.66614918	595.0930103
0	0	0.001138423	0.003106608	0	0	0.003106608	0	0	0	0.003106608	0.003536667	0	0	0.003536667	0	0	0	0.003536667	0.018764607
0.001674573	0.397153339	1.038659985	3.156221444	0.281962761	2.189677711	5.627861916	2.008327631	0.701927825	3.491219381	11.82933675	4.50648298	0.410651794	2.395972183	7.313106956	2.008327631	0.701927825	3.491219381	13.51458179	68.76260194
0.008827411	0	1.233401057	4.210519017	0.043059972	0	4.253578989	0	0	0	4.253578989	4.793395966	0.049020915	0	4.842416882	0	0	0	4.842416882	14.02009783
0.000227649	0.055997934	0.131650194	0.305313942	0.037311713	0.272549386	0.615175041	0.225164666	0.077466761	0.388275403	1.306081872	0.43984104	0.054400624	0.298326472	0.792568136	0.225164666	0.077466761	0.388275403	1.483474967	6.896786067
0.003823145	0	0.428654544	1.097840235	0.011752793	0	1.109593029	0	0	0	1.109593029	1.249818119	0.013379774	0	1.263197892	0	0	0	1.263197892	3.497796155
0	0.021090674	0.267078667	10.11482301	0	3.299008517	13.41383152	4.043273609	5.213470408	5.340413427	28.01098897	11.50779582	0	3.58145064	15.08924646	4.043273609	5.213470408	5.340413427	29.68640391	107.9909723
0	1.488222304	5.496713567	13.76461215	0	26.75594011	40.52055226	7.964971281	3.03121684	7.685944455	59.20268483	19.00587778	0	29.28751592	48.2933937	7.964971281	3.03121684	7.685944455	66.97552627	488.3244597
0	0	0.032350085	0.025825953	0	0	0.025825953	0	0	0	0.025825953	0.029401131	0	0	0.029401131	0	0	0	0.029401131	0.189066981
0	0.000472784	0.080574941	0.632497026	0	0.008336447	0.640833474	1.143133008	0.487844562	0.008261263	2.280072306	0.801120726	0	0.009075806	0.810196532	1.143133008	0.487844562	0.008261263	2.449435364	20.28021683
0	0	0.053917574	0.04462141	0	0	0.04462141	0	0	0	0.04462141	0.050798509	0	0	0.050798509	0	0	0	0.050798509	0.176846743
0.000273609	0.033686916	0.253700649	1.386115379	0.05960876	1.09948532	2.545209459	0.380262896	0.187759228	0.868622601	3.981854183	1.836568024	0.083059744	1.196321485	3.115949253	0.380262896	0.187759228	0.868622601	4.552593977	36.423104
0.110505771	0	2.100060794	5.856182098	0.480257096	0	6.336439194	0	0	0	6.336439194	6.666817539	0.546736146	0	7.213553685	0	0	0	7.213553685	16.46505746
0.000369711	0	0.003549759	0.000122375	0.000102252	0	0.000224626	0	0	0	0.000224626	0.00874104	0.007303703	0	0.016044743	0	0	0	0.016044743	0.045773101
8.4183E-05	0.010663059	0.064994485	0.177579194	0.013511485	0.114091554	0.305182233	0.037480282	0.01563253	0.046695243	0.404990288	0.251186752	0.019578561	0.124585542	0.395350855	0.037480282	0.01563253	0.046695243	0.49515891	4.821485113
0.005136619	0	0.157240187	0.650240383	0.038661768	0	0.688902151	0	0	0	0.688902151	0.740249179	0.04401348	0	0.784262658	0	0	0	0.784262658	1.854262773
7.58903E-05	0	0.003654636	0.000142042	2.09891E-05	0	0.000163031	0	0	0	0.000163031	0.010145862	0.001499223	0	0.011645085	0	0	0	0.011645085	0.051089927
0.000289757	0.00075516	0.023122085	0.314134405	0.050673978	0.02647823	0.391286613	0.033874467	0.015656223	0.028958146	0.469775449	0.391899207	0.071202889	0.02883129	0.491933386	0.033874467	0.015656223	0.028958146	0.570422221	7.847658178
0.00794756	0	0.100291918	0.396076902	0.036999137	0	0.433076039	0	0	0	0.433076039	0.450903403	0.042120701	0	0.493024104	0	0	0	0.493024104	1.001917263
0.000880059	0	0.008733196	0.001580777	0.0002434	0	0.001824176	0	0	0	0.001824176	0.112912616	0.017385689	0	0.130298305	0	0	0	0.130298305	0.399431787
0	0.000758599	0.004556801	0.004302579	0	0.00431839	0.008620969	0.001661135	0.000461771	0.001002533	0.011746408	0.006278314	0	0.004728093	0.011006407	0.001661135	0.000461771	0.001002533	0.014131846	0.088857221
0	0	0.130726929	0.073258753	0	0	0.073258753	0	0	0	0.073258753	0.083399555	0	0	0.083399555	0	0	0	0.083399555	0.428693538
0	0	0	0	0	0	0	0	0	0	0	0	0	0	0	0	0	0	0	0
0	0	0.284671576	0.730578927	0	0	0.730578927	0	0	0	0.730578927	5.310148779	0	0	5.310148779	0	0	0	5.310148779	14.67856208
0	0.000480162	0.058306919	0.586208216	0	2.15344E-05	0.58622975	0.033858159	0.022079212	0.075028481	0.717195602	0.743136167	0	2.35775E-05	0.743159745	0.033858159	0.022079212	0.075028481	0.874125597	21.20322361
0.359156366	0	10.30899137	28.49176169	2.24695884	0	30.73872053	0	0	0	30.73872053	32.43570185	2.557991598	0	34.99369345	0	0	0	34.99369345	104.4408166
0.006475388	0	0.102669015	0.078908022	0.003630715	0	0.082538737	0	0	0	0.082538737	1.288168507	0.105186859	0	1.393355366	0	0	0	1.393355366	4.054970381
0	3.174215519	10.98591821	33.43140626	0	60.08963995	93.52104621	35.15223631	13.65946006	33.51319747	175.8459401	46.36077049	0	65.75959189	112.1203624	35.15223631	13.65946006	33.51319747	194.4452562	1248.006542
0	0	0.113318492	0.218391462	0	0	0.218391462	0	0	0	0.218391462	0.24862416	0	0	0.24862416	0	0	0	0.24862416	1.720212786
0	0	0	0	0	0	0	0	0	0	0	0	0	0	0	0	0	0	0	0
0	0.001010554	0.001381492	0.000923105	0	0.007976631	0.008899736	0.007308036	0.001823548	0.001727157	0.019758478	0.001346993	0	0.008733407	0.0100804	0.007308036	0.001823548	0.001727157	0.020939142	0.139189304
0	0.411742369	1.991518369	9.520679559	0	10.2299355	19.75061506	7.969692578	3.06469915	7.976780229	38.76178702	12.44317281	0	11.19085711	23.63402992	7.969692578	3.06469915	7.976780229	42.64520188	281.2161015
0	0	0.006119588	0.019834921	0	0	0.019834921	0	0	0	0.019834921	0.022580739	0	0	0.022580739	0	0	0	0.022580739	0.123895123
0	0	0	0	0	0	0	0	0	0	0	0	0	0	0	0	0	0	0	0
0	1.64224278	5.934923352	14.880185	0	25.56593273	40.44611773	11.32054077	4.296053745	10.6875987	66.75031094	20.41512105	0	27.9831078	48.39822884	11.32054077	4.296053745	10.6875987	74.70242206	556.4527546
0	0	0.007148743	0.005005955	0	0	0.005005955	0	0	0	0.005005955	0.005698947	0	0	0.005698947	0	0	0	0.005698947	0.032344002
0.001605476	0.388761997	0.971988036	2.775114175	0.270991419	2.094804896	5.14091049	1.943334612	0.671273993	3.276578967	11.03209806	3.962889414	0.394724553	2.292262705	6.649876671	1.943334612	0.671273993	3.276578967	12.54106424	60.60431579
0.00868815	0	1.195230249	4.087949691	0.042380658	0	4.130330349	0	0	0	4.130330349	4.653858938	0.048247562	0	4.7021065	0	0	0	4.7021065	13.53781025
0.000230159	0.057616837	0.129069904	0.278988746	0.037621145	0.271491738	0.588101629	0.226750595	0.076556793	0.377319158	1.268728175	0.402548751	0.054860428	0.297184111	0.75459329	0.226750595	0.076556793	0.377319158	1.435219835	6.353475563
0.003901623	0	0.439505067	1.08289307	0.01197309	0	1.09486616	0	0	0	1.09486616	1.232801764	0.013630567	0	1.246432331	0	0	0	1.246432331	3.407868794
0	0.020668133	0.257890075	9.529724091	0	3.239181035	12.76890513	4.015264158	5.312901927	5.449156203	27.54622741	10.87567592	0	3.516748135	14.39242406	4.015264158	5.312901927	5.449156203	29.16974635	102.0782824
0	1.444884367	5.236121949	12.81836365	0	25.79215976	38.61052341	8.099313684	3.034637168	7.456955562	57.20142982	17.74888168	0	28.23307105	45.98195273	8.099313684	3.034637168	7.456955562	64.57285914	459.1675048
0	0	0.050864912	0.028427495	0	0	0.028427495	0	0	0	0.028427495	0.032362813	0	0	0.032362813	0	0	0	0.032362813	0.239986749
0	0.000458803	0.072859771	0.54877948	0	0.007477057	0.556256538	1.07520127	0.445838679	0.007645795	2.084942281	0.697927485	0	0.008141674	0.706069159	1.07520127	0.445838679	0.007645795	2.234754902	17.48743485
0	0	0.052592749	0.043866731	0	0	0.043866731	0	0	0	0.043866731	0.049939356	0	0	0.049939356	0	0	0	0.049939356	0.173509179
0.000276218	0.033139268	0.235186755	1.231393159	0.057963876	0.99579381	2.285150845	0.354227944	0.167498859	0.798158375	3.605036022	1.639188387	0.081193738	1.083775486	2.804157611	0.354227944	0.167498859	0.798158375	4.124042789	32.26805947
0.11046606	0	2.072412583	5.570581205	0.452716102	0	6.023297307	0	0	0	6.023297307	6.341682662	0.515382821	0	6.857065483	0	0	0	6.857065483	15.74074472
0.000456374	0	0.004726689	0.00016228	0.00012622	0	0.000288501	0	0	0	0.000288501	0.011591447	0.009015735	0	0.020607182	0	0	0	0.020607182	0.061497189
8.43921E-05	0.010499489	0.060410749	0.162376155	0.013293343	0.106577642	0.282247141	0.036107121	0.014587747	0.04369461	0.376636618	0.230393383	0.019283406	0.116413132	0.366089921	0.036107121	0.014587747	0.04369461	0.460479399	4.314360368
0.005399052	0	0.155433164	0.593438489	0.036382834	0	0.629821323	0	0	0	0.629821323	0.675584547	0.041419087	0	0.717003634	0	0	0	0.717003634	1.687123495
8.61908E-05	0	0.003898989	0.000151859	2.3838E-05	0	0.000175697	0	0	0	0.000175697	0.010847101	0.001702711	0	0.012549812	0	0	0	0.012549812	0.054404794
0.000299548	0.0007853	0.021707416	0.280708418	0.050450536	0.024717815	0.355876769	0.031479404	0.01424983	0.026551983	0.428157986	0.351138774	0.071141161	0.026918408	0.449198342	0.031479404	0.01424983	0.026551983	0.521479559	7.023431477
0.008260516	0	0.099638665	0.302819737	0.027262562	0	0.330082299	0	0	0	0.330082299	0.344737219	0.031036352	0	0.375773571	0	0	0	0.375773571	0.763710482
0.000964064	0	0.009598139	0.00173834	0.000266633	0	0.002004973	0	0	0	0.002004973	0.124167169	0.019045221	0	0.14321239	0	0	0	0.14321239	0.439324046
0	0.000806312	0.005057755	0.004580811	0	0.004567806	0.009148617	0.001818684	0.000509569	0.001016222	0.012493093	0.006684309	0	0.005001173	0.011685482	0.001818684	0.000509569	0.001016222	0.015029957	0.103150074
0	0	0.123962585	0.06673568	0	0	0.06673568	0	0	0	0.06673568	0.075973506	0	0	0.075973506	0	0	0	0.075973506	0.383280036
0	0	0	0	0	0	0	0	0	0	0	0	0	0	0	0	0	0	0	0
0	0	0.299431553	0.697685322	0	0	0.697685322	0	0	0	0.697685322	5.155751739	0	0	5.155751739	0	0	0	5.155751739	15.85118487
0	0.000504878	0.050092963	0.502665211	0	9.42179E-06	0.502674633	0.029088267	0.017744633	0.064429478	0.613937011	0.640241861	0	1.03157E-05	0.640252177	0.029088267	0.017744633	0.064429478	0.751514554	17.93039204

N2O_IDLEX	N2O_STREX	N2O_TOTEX	ROG_RUNEX	ROG_IDLEX	ROG_STREX	ROG_TOTEX	ROG_DIURN	ROG_HOTSOAK	ROG_RUNLOSS	ROG_TOTAL	TOG_RUNEX	TOG_IDLEX	TOG_STREX	TOG_TOTEX	TOG_DIURN	TOG_HOTSOAK	TOG_RUNLOSS	TOG_TOTAL	CO_RUNEX
0.412216848	0	10.87002255	22.95310282	1.885742201	0	24.83884503	0	0	0	24.83884503	26.13036035	2.146773951	0	28.2771343	0	0	0	28.2771343	85.56305046
0.01040228	0	0.162638652	0.08857809	0.004799959	0	0.09337805	0	0	0	0.09337805	1.728261458	0.178231322	0	1.90649278	0	0	0	1.90649278	6.62327671
0	3.105040245	10.24453007	29.98688468	0	56.32240541	86.30929009	34.4103071	13.08413297	31.10858502	164.9123152	41.63217809	0	61.63801722	103.2701953	34.4103071	13.08413297	31.10858502	181.8732204	1144.892654
0	0	0.132761011	0.203003502	0	0	0.203003502	0	0	0	0.203003502	0.231105991	0	0	0.231105991	0	0	0	0.231105991	1.699126711
0	0	0	0	0	0	0	0	0	0	0	0	0	0	0	0	0	0	0	0
0	0.002753646	0.003754711	0.002494784	0	0.021786692	0.024281476	0.019962202	0.004977722	0.004716041	0.05393744	0.003640382	0	0.023853686	0.027494068	0.019962202	0.004977722	0.004716041	0.057150033	0.376369858
0	0.393771473	1.83756846	8.552570611	0	9.553186916	18.10575753	7.719401323	2.873540419	7.451266046	36.14996532	11.23139956	0	10.45118565	21.68258521	7.719401323	2.873540419	7.451266046	39.726793	256.6120983
0	0	0.006009792	0.018424865	0	0	0.018424865	0	0	0	0.018424865	0.020975484	0	0	0.020975484	0	0	0	0.020975484	0.115368364
0	0	0	0	0	0	0	0	0	0	0	0	0	0	0	0	0	0	0	0
0	1.609119776	5.594640794	13.6060202	0	24.43978289	38.04580309	11.37068788	4.202733041	10.19023744	63.80946145	18.71219364	0	26.75115121	45.46334485	11.37068788	4.202733041	10.19023744	71.22700321	520.9626548
0	0	0.012469476	0.007217183	0	0	0.007217183	0	0	0	0.007217183	0.008216283	0	0	0.008216283	0	0	0	0.008216283	0.048035267
0.001575242	0.389393606	0.923914324	2.476083374	0.265299274	2.037677636	4.779060283	1.890425905	0.647429176	3.105898457	10.42281382	3.531849954	0.3864503	2.229786043	6.148086296	1.890425905	0.647429176	3.105898457	11.79183983	54.32403768
0.008764327	0	1.205018759	4.021614485	0.042752249	0	4.064366734	0	0	0	4.064366734	4.578340716	0.048670593	0	4.627011309	0	0	0	4.627011309	13.22023597
0.000234357	0.059403483	0.126331134	0.253072434	0.038070932	0.270971982	0.562115348	0.226054287	0.075401077	0.363933958	1.227504669	0.365087338	0.055518811	0.296619715	0.717225863	0.226054287	0.075401077	0.363933958	1.382615185	5.832878925
0.004050797	0	0.456928349	1.078491482	0.012409352	0	1.090900835	0	0	0	1.090900835	1.22779085	0.014127223	0	1.241918072	0	0	0	1.241918072	3.351244065
0	0.020196293	0.249595255	8.985069138	0	3.165593692	12.15066283	3.976771229	5.406124017	5.552106303	27.08566438	10.28953488	0	3.437129477	13.72666435	3.976771229	5.406124017	5.552106303	28.6616659	96.54509549
0	1.397584397	4.949538725	11.85368088	0	24.71943387	36.57311474	8.147867936	3.01434534	7.215741115	54.95106913	16.44771884	0	27.05922299	43.50694184	8.147867936	3.01434534	7.215741115	61.88489623	428.8667826
0	0	0.060818128	0.028352383	0	0	0.028352383	0	0	0	0.028352383	0.032277302	0	0	0.032277302	0	0	0	0.032277302	0.261342934
0	0.000449234	0.066057626	0.482328318	0	0.006865805	0.489194123	1.012119774	0.410846429	0.007100169	1.919260495	0.614512485	0	0.007476785	0.62198927	1.012119774	0.410846429	0.007100169	2.052055642	15.24391454
0	0	0.052283743	0.043125945	0	0	0.043125945	0	0	0	0.043125945	0.049096021	0	0	0.049096021	0	0	0	0.049096021	0.169604269
0.000292081	0.033954929	0.220097767	1.101758841	0.058151137	0.924013515	2.083923494	0.332981105	0.15034358	0.741485479	3.308733657	1.47274055	0.081918441	1.005892678	2.56055167	0.332981105	0.15034358	0.741485479	3.785361833	28.76256256
0.111901024	0	2.202801222	4.977775849	0.321109475	0	5.298885324	0	0	0	5.298885324	5.666818889	0.365558694	0	6.032377583	0	0	0	6.032377583	14.48270166
0.000500808	0	0.00536195	0.000186032	0.000138764	0	0.000324795	0	0	0	0.000324795	0.013287969	0.009911696	0	0.023199666	0	0	0	0.023199666	0.069999988
8.98489E-05	0.011021468	0.057646617	0.152188338	0.013762022	0.104908306	0.270858666	0.036985	0.014373243	0.043597506	0.365814416	0.216186146	0.019979669	0.114607259	0.350773073	0.036985	0.014373243	0.043597506	0.445728823	3.950601816
0.005105258	0	0.164380695	0.559622045	0.03074261	0	0.590364655	0	0	0	0.590364655	0.637087099	0.034998121	0	0.67208522	0	0	0	0.67208522	1.593719704
8.65416E-05	0	0.004568335	0.000182922	2.39397E-05	0	0.000206862	0	0	0	0.000206862	0.013065859	0.001709982	0	0.014775841	0	0	0	0.014775841	0.063784268
0.00034538	0.000911399	0.011941074	0.062709153	0.047085973	0.009989701	0.119784827	0.013345993	0.004098164	0.010675864	0.147904848	0.088961571	0.068584878	0.010931329	0.168477777	0.013345993	0.004098164	0.010675864	0.196597799	1.538093935
0.00841279	0	0.104960915	0.229058824	0.019289036	0	0.24834786	0	0	0	0.24834786	0.260766035	0.021959099	0	0.282725134	0	0	0	0.282725134	0.576865703
0.001331652	0	0.014186828	0.002599577	0.000370408	0	0.002969985	0	0	0	0.002969985	0.185684064	0.026457715	0	0.212141778	0	0	0	0.212141778	0.657868712
0	0.00087763	0.005354949	0.004761959	0	0.005047877	0.009809836	0.001953992	0.000548033	0.001061481	0.013373342	0.006948639	0	0.00552679	0.012475429	0.001953992	0.000548033	0.001061481	0.016038935	0.112455795
0	0	0.116253357	0.061232749	0	0	0.061232749	0	0	0	0.061232749	0.069708833	0	0	0.069708833	0	0	0	0.069708833	0.344058997
0	0	0	0	0	0	0	0	0	0	0	0	0	0	0	0	0	0	0	0
0	0	0.358362236	0.667639344	0	0	0.667639344	0	0	0	0.667639344	5.179442707	0	0	5.179442707	0	0	0	5.179442707	19.52318839
0	0.000329372	0.029720516	0.286413029	0	1.12725E-05	0.286424302	0.018682003	0.010615975	0.041192788	0.356915067	0.361156801	0	1.2342E-05	0.361169143	0.018682003	0.010615975	0.041192788	0.431659909	11.35108829
0.49438294	0	10.99886608	14.5343636	1.676825177	0	16.21118878	0	0	0	16.21118878	16.54626659	1.908937822	0	18.45520441	0	0	0	18.45520441	53.9484012
0.011949786	0	0.176386549	0.084763469	0.005026421	0	0.08978989	0	0	0	0.08978989	1.853260293	0.207795926	0	2.061056219	0	0	0	2.061056219	7.488276408
0	3.031916448	9.527051523	25.86859641	0	52.00200817	77.87060458	33.03492988	11.98365242	28.54495503	151.4341419	36.19481861	0	56.91499053	93.10980914	33.03492988	11.98365242	28.54495503	166.6733465	1040.067239
0	0	0.157117923	0.18785498	0	0	0.18785498	0	0	0	0.18785498	0.213860406	0	0	0.213860406	0	0	0	0.213860406	1.677791634
0	0	0	0	0	0	0	0	0	0	0	0	0	0	0	0	0	0	0	0
0	0.005299858	0.007219829	0.004782943	0	0.04196078	0.046743723	0.038464229	0.009588012	0.009084096	0.103880059	0.006979259	0	0.045941773	0.052921032	0.038464229	0.009588012	0.009084096	0.110057368	0.722157065
0	0.374871095	1.658294623	6.526318594	0	8.601501063	15.12781966	7.193482301	2.453139921	6.773439824	31.5478817	8.849794369	0	9.41302868	18.26282305	7.193482301	2.453139921	6.773439824	34.68288509	216.599952
0	0	0.005234674	0.015976835	0	0	0.015976835	0	0	0	0.015976835	0.018188565	0	0	0.018188565	0	0	0	0.018188565	0.100757655
0	0	0	0	0	0	0	0	0	0	0	0	0	0	0	0	0	0	0	0
0	1.576066773	5.285517508	12.3955642	0	23.28085991	35.67642411	11.42453634	4.087389643	9.790036994	60.97838709	17.09696269	0	25.4832595	42.58022219	11.42453634	4.087389643	9.790036994	67.88218516	488.1785614
0	0	0.020707741	0.009576491	0	0	0.009576491	0	0	0	0.009576491	0.010902198	0	0	0.010902198	0	0	0	0.010902198	0.065462229
0.001567311	0.392124283	0.910336347	3.033698575	0.267372825	2.411862281	5.712933681	2.078190604	0.7851823	3.321959572	11.89826616	4.080508547	0.387127439	2.635062751	7.102698736	2.078190604	0.7851823	3.321959572	13.28803121	68.31488709
0.008805229	0	1.212976274	3.964345315	0.042975627	0	4.007320943	0	0	0	4.007320943	4.513143574	0.048924894	0	4.562068468	0	0	0	4.562068468	12.93959877
0.000237796	0.060945813	0.122716252	0.220094813	0.038167353	0.263271688	0.521533853	0.225427579	0.072578781	0.347072603	1.166612816	0.319767658	0.055682066	0.288229519	0.663679243	0.225427579	0.072578781	0.347072603	1.308758206	5.165507777
0.004212453	0	0.481807849	1.07799512	0.012895897	0	1.090891017	0	0	0	1.090891017	1.227225774	0.014681121	0	1.241906895	0	0	0	1.241906895	3.304505783
0	0.019680582	0.243709428	8.52826795	0	3.086480181	11.61474813	3.937460092	5.501290128	5.659357877	26.71285623	9.804541002	0	3.351521896	13.1560629	3.937460092	5.501290128	5.659357877	28.25417099	92.08904813
0	1.388770839	4.814557892	11.62072191	0	24.32093637	35.94165828	8.692968669	3.153487821	7.404898372	55.19301314	16.05476771	0	26.62233206	42.67709977	8.692968669	3.153487821	7.404898372	61.92845463	420.7606259
0	0	0.078869497	0.029756944	0	0	0.029756944	0	0	0	0.029756944	0.033876302	0	0	0.033876302	0	0	0	0.033876302	0.304446097
0	0.000449448	0.061112744	0.422238489	0	0.006230211	0.4284687	0.970252241	0.378472594	0.006684634	1.78387817	0.541536694	0	0.006786186	0.548322881	0.970252241	0.378472594	0.006684634	1.90373235	13.27984608
0	0	0.052120417	0.042637547	0	0	0.042637547	0	0	0	0.042637547	0.048540013	0	0	0.048540013	0	0	0	0.048540013	0.167026985
0.000308647	0.03486966	0.213733461	0.99268605	0.058769985	0.830826794	1.882282829	0.31242862	0.131280721	0.686693962	3.012686131	1.340026389	0.083400517	0.904905505	2.328332412	0.31242862	0.131280721	0.686693962	3.458735714	25.7130771
0.113072192	0	2.214972978	4.442794563	0.293451075	0	4.736245639	0	0	0	4.736245639	5.057783419	0.334071711	0	5.39185513	0	0	0	5.39185513	12.94425122
0.000617845	0	0.006456162	0.000225601	0.000172472	0	0.000398073	0	0	0	0.000398073	0.016114359	0.012319421	0	0.02843378	0	0	0	0.02843378	0.084692347
8.54438E-05	0.010557778	0.054374764	0.145078849	0.013264397	0.101270298	0.259613544	0.04181097	0.01509033	0.049675483	0.366190326	0.206641599	0.019266266	0.110652186	0.336560051	0.04181097	0.01509033	0.049675483	0.443136833	3.713893903
0.005230205	0	0.166662354	0.587036149	0.029858787	0	0.616894936	0	0	0	0.616894936	0.668295969	0.033991956	0	0.702287926	0	0	0	0.702287926	1.62072599
6.56291E-05	0	0.003889665	0.000154514	1.82369E-05	0	0.000172751	0	0	0	0.000172751	0.011036738	0.001302638	0	0.012339376	0	0	0	0.012339376	0.054743916
0.000364729	0.000969315	0.011705091	0.057429278	0.048696997	0.009906589	0.116032864	0.012950016	0.00388727	0.010083154	0.142953304	0.081925275	0.070970956	0.010842102	0.163738333	0.012950016	0.00388727	0.010083154	0.190658772	1.400048213
0.008340535	0	0.104243193	0.063036282	0.005198031	0	0.068234313	0	0	0	0.068234313	0.071762008	0.005917563	0	0.077679571	0	0	0	0.077679571	0.162651567
0.001455173	0	0.017079667	0.003190008	0.000407062	0	0.00359707	0	0	0	0.00359707	0.227857737	0.029075838	0	0.256933575	0	0	0	0.256933575	0.807846689
0	0.000855965	0.005148784	0.004161835	0	0.005028361	0.009190196	0.001955541	0.000570621	0.001030298	0.012746656	0.00607294	0	0.005505422	0.011578362	0.001955541	0.000570621	0.001030298	0.015134822	0.105897603
0	0	0.096832779	0.047339996	0	0	0.047339996	0	0	0	0.047339996	0.053892987	0	0	0.053892987	0	0	0	0.053892987	0.26418067
0	0	0	0	0	0	0	0	0	0	0	0	0	0	0	0	0	0	0	0
0	0	0.362577206	0.605605528	0	0	0.605605528	0	0	0	0.605605528	4.835816286	0	0	4.835816286	0	0	0	4.835816286	19.68982776
0	0.000236063	0.009985353	0.164640451	0	1.05719E-06	0.164641508	0.012636493	0.006926969	0.02803503	0.21224	0.19747727	0	1.15749E-06	0.197478427	0.012636493	0.006926969	0.02803503	0.245076919	6.213898501
0.561737278	0	11.01480638	11.93050328	1.75730629	0	13.68780957	0	0	0	13.68780957	13.58196982	2.000559443	0	15.58252927	0	0	0	15.58252927	44.28766404
0.014651953	0	0.198854335	0.084788544	0.005708133	0	0.090496677	0	0	0	0.090496677	2.096297349	0.261479061	0	2.35777641	0	0	0	2.35777641	8.867527343

N2O_IDLEX	N2O_STREX	N2O_TOTEX	ROG_RUNEX	ROG_IDLEX	ROG_STREX	ROG_TOTEX	ROG_DIURN	ROG_HOTSOAK	ROG_RUNLOSS	ROG_TOTAL	TOG_RUNEX	TOG_IDLEX	TOG_STREX	TOG_TOTEX	TOG_DIURN	TOG_HOTSOAK	TOG_RUNLOSS	TOG_TOTAL	CO_RUNEX
0	2.987114521	9.006630365	22.68306743	0	48.04353698	70.72660441	32.23660708	11.15376576	26.57223867	140.6892159	31.93418144	0	52.58644457	84.52062602	32.23660708	11.15376576	26.57223867	154.4832375	964.5299121
0	0	0.185610592	0.181232209	0	0	0.181232209	0	0	0	0.181232209	0.206320821	0	0	0.206320821	0	0	0	0.206320821	1.750384528
0	0	0	0	0	0	0	0	0	0	0	0	0	0	0	0	0	0	0	0
0	0.007323502	0.009987584	0.006615329	0	0.057936409	0.064551738	0.053125963	0.013279632	0.012563312	0.143520646	0.009653072	0	0.063433075	0.073086148	0.053125963	0.013279632	0.012563312	0.152055056	0.999996465
0	0.374134506	1.59106701	5.98377461	0	8.133074289	14.1168489	7.071272713	2.328954897	6.40454654	29.92162305	8.168953006	0	8.900998049	17.06995105	7.071272713	2.328954897	6.40454654	32.8747252	204.0065948
0	0	0.004676178	0.015172792	0	0	0.015172792	0	0	0	0.015172792	0.017273215	0	0	0.017273215	0	0	0	0.017273215	0.092772832
0	0	0	0	0	0	0	0	0	0	0	0	0	0	0	0	0	0	0	0
0	1.55790579	5.145076314	11.37031174	0	22.54748233	33.91779408	11.81966131	4.015237814	9.747412342	59.50010554	15.86684089	0	24.68214595	40.54898684	11.81966131	4.015237814	9.747412342	66.13129831	467.7772373
0	0	0.036615609	0.022712727	0	0	0.022712727	0	0	0	0.022712727	0.02585693	0	0	0.02585693	0	0	0	0.02585693	0.138451694
0	0	0	0	0	0	0	0	0	0	0	0	0	0	0	0	0	0	0	0
0	1.5931E-05	2.18977E-05	1.47304E-05	0	0.000125416	0.000140146	0.000115966	2.86445E-05	2.80368E-05	0.000312794	2.14946E-05	0	0.000137314	0.000158809	0.000115966	2.86445E-05	2.80368E-05	0.000331457	0.002223018
0.001568773	0.397944057	0.884635417	2.699906139	0.263267193	2.261557881	5.224731213	2.046584789	0.728009509	3.181512241	11.18083775	3.660128443	0.3818156	2.471707886	6.513651928	2.046584789	0.728009509	3.181512241	12.46975847	60.7835771
0.008969001	0	1.284180668	3.981081941	0.043833627	0	4.024915568	0	0	0	4.024915568	4.532197109	0.04990167	0	4.582098779	0	0	0	4.582098779	12.83845654
0.000240309	0.06173645	0.121325733	0.207439067	0.038154616	0.261533572	0.507127255	0.234903741	0.073596822	0.349732055	1.165359873	0.301484337	0.055665164	0.286329317	0.643478817	0.234903741	0.073596822	0.349732055	1.301711435	4.94405334
0.004502288	0	0.540373737	1.114705341	0.013793691	0	1.128499032	0	0	0	1.128499032	1.26901792	0.0157032	0	1.28472112	0	0	0	1.28472112	3.340400656
0	0.019600186	0.24816858	8.4410004	0	3.049202413	11.49020281	3.973890881	5.704572259	5.877157752	27.04582371	9.744406838	0	3.311396619	13.05580346	3.973890881	5.704572259	5.877157752	28.61142435	91.56510028
0	1.320603324	4.494327381	10.99336928	0	22.68686072	33.68022999	8.747159798	3.121409023	7.191172806	52.73997162	15.08995646	0	24.83284828	39.92280475	8.747159798	3.121409023	7.191172806	58.98254637	398.7687085
0	0	0.141294708	0.041631205	0	0	0.041631205	0	0	0	0.041631205	0.047394359	0	0	0.047394359	0	0	0	0.047394359	0.512719546
0	0	0	0	0	0	0	0	0	0	0	0	0	0	0	0	0	0	0	0
0	0.000439961	0.054504372	0.325875275	0	0.004901606	0.330776881	0.872630409	0.317121327	0.005883727	1.526412343	0.427496667	0	0.005343439	0.432840106	0.872630409	0.317121327	0.005883727	1.628475568	10.22323372
0	0	0.055866978	0.043685318	0	0	0.043685318	0	0	0	0.043685318	0.04973283	0	0	0.04973283	0	0	0	0.04973283	0.170057103
0.000322185	0.035469629	0.207334606	0.91730095	0.059079754	0.773606368	1.749987072	0.303606865	0.118253355	0.653873985	2.825721277	1.24707367	0.084243724	0.84285941	2.174176804	0.303606865	0.118253355	0.653873985	3.249911009	23.56828574
0.115273293	0	2.219660068	4.045129639	0.274351131	0	4.31948077	0	0	0	4.31948077	4.605072173	0.312327879	0	4.917400052	0	0	0	4.917400052	11.82439495
0.000727758	0	0.007388334	0.000259463	0.000204544	0	0.000464007	0	0	0	0.000464007	0.018533089	0.014610275	0	0.033143364	0	0	0	0.033143364	0.097330796
8.82772E-05	0.010842305	0.052529981	0.137495059	0.013493115	0.100797925	0.251786099	0.042341601	0.014842841	0.049318315	0.358288856	0.195879984	0.019605968	0.110136475	0.325622427	0.042341601	0.014842841	0.049318315	0.432125184	3.476578746
0.005163148	0	0.166348782	0.546337309	0.027889312	0	0.57422662	0	0	0	0.57422662	0.621963438	0.031749859	0	0.653713296	0	0	0	0.653713296	1.507750606
8.42165E-05	0	0.004415069	0.00017762	2.35E-05	0	0.00020112	0	0	0	0.00020112	0.012687166	0.001678569	0	0.014365735	0	0	0	0.014365735	0.062214402
0.00052608	0.001386125	0.025867601	0.3235391	0.077002138	0.030822495	0.431363733	0.037087474	0.015433035	0.030290748	0.51417499	0.408973437	0.109700075	0.033567874	0.552241386	0.037087474	0.015433035	0.030290748	0.635052643	7.772957187
0.008157142	0	0.1032911	0.062155436	0.004943998	0	0.067099434	0	0	0	0.067099434	0.070759233	0.005628365	0	0.076387598	0	0	0	0.076387598	0.160779602
0.001458852	0	0.018012638	0.003392988	0.000409691	0	0.003802678	0	0	0	0.003802678	0.24235626	0.029263623	0	0.271619884	0	0	0	0.271619884	0.859256826
0	0.000908383	0.005212357	0.004339642	0	0.005108016	0.009447659	0.002059182	0.000606818	0.00108955	0.013203209	0.006332396	0	0.005592635	0.011925031	0.002059182	0.000606818	0.00108955	0.015680581	0.120476807
0	0	0.107856576	0.051417936	0	0	0.051417936	0	0	0	0.051417936	0.058535415	0	0	0.058535415	0	0	0	0.058535415	0.260094063
0	0	0	0	0	0	0	0	0	0	0	0	0	0	0	0	0	0	0	0
0	0	0.353171847	0.484949548	0	0	0.484949548	0	0	0	0.484949548	4.088671915	0	0	4.088671915	0	0	0	4.088671915	19.34039927
0	0.000130518	0.006888312	0.08858685	0	0	0.08858685	0.00639477	0.003091233	0.014120541	0.112193395	0.109614933	0	0	0.109614933	0.00639477	0.003091233	0.014120541	0.133221478	3.236514566
0.611575489	0	11.58822325	10.02221199	1.798567681	0	11.82077967	0	0	0	11.82077967	11.40952545	2.047532396	0	13.45705784	0	0	0	13.45705784	37.29648659
0.017445365	0	0.234833529	0.089716156	0.006447697	0	0.096163852	0	0	0	0.096163852	2.450052011	0.318320185	0	2.768372195	0	0	0	2.768372195	10.78926162
0	2.915710284	8.638909612	20.00758149	0	43.6268028	63.63438429	30.46542619	10.0946741	24.2408776	128.4353622	28.42102607	0	47.75636099	76.17738706	30.46542619	10.0946741	24.2408776	140.9783649	912.8910399
0	0	0.179429427	0.168832163	0	0	0.168832163	0	0	0	0.168832163	0.192204193	0	0	0.192204193	0	0	0	0.192204193	1.706804131
0	0	0	0	0	0	0	0	0	0	0	0	0	0	0	0	0	0	0	0
0	0.009025954	0.012460923	0.008426153	0	0.070690633	0.079116786	0.062767698	0.01621937	0.015366419	0.173470273	0.012295422	0	0.077397346	0.089692768	0.062767698	0.01621937	0.015366419	0.184046255	1.275133518
0	0.36001993	1.519221406	5.355305613	0	7.432989689	12.7882953	6.755374849	2.117520087	5.937065304	27.59825554	7.415305437	0	8.135692134	15.55099757	6.755374849	2.117520087	5.937065304	30.36095781	192.3219918
0	0	0.003803194	0.012782393	0	0	0.012782393	0	0	0	0.012782393	0.014551904	0	0	0.014551904	0	0	0	0.014551904	0.080679609
0	0	0	0	0	0	0	0	0	0	0	0	0	0	0	0	0	0	0	0
0	1.459456708	4.860540084	10.43668845	0	20.61786155	31.05455	11.49472788	3.758820554	9.215423989	55.52352242	14.65867181	0	22.57061061	37.22928242	11.49472788	3.758820554	9.215423989	61.69825484	445.0698122
0	0	0.040828019	0.021512724	0	0	0.021512724	0	0	0	0.021512724	0.024490807	0	0	0.024490807	0	0	0	0.024490807	0.139164993
0	0	0	0	0	0	0	0	0	0	0	0	0	0	0	0	0	0	0	0
0	5.97011E-05	8.32672E-05	5.73728E-05	0	0.000464713	0.000522086	0.000369734	9.51553E-05	9.87381E-05	0.001085713	8.37183E-05	0	0.000508802	0.000592521	0.000369734	9.51553E-05	9.87381E-05	0.001156148	0.008668189
0.001619306	0.417351926	0.900534726	2.479595104	0.263705988	2.159463662	4.902764754	2.052280755	0.689929619	3.113533966	10.75850909	3.39842826	0.383007441	2.360923662	6.142359363	2.052280755	0.689929619	3.113533966	11.9981037	56.56041108
0.009405233	0	1.488788529	4.20730516	0.04613937	0	4.25344453	0	0	0	4.25344453	4.789737204	0.052526605	0	4.842263809	0	0	0	4.842263809	13.35234901
0.000230201	0.059905181	0.119570413	0.203702968	0.036544962	0.253095395	0.493343326	0.240996529	0.073200801	0.351714592	1.159255247	0.29608648	0.05331775	0.277092892	0.626497122	0.240996529	0.073200801	0.351714592	1.292409043	4.843438111
0.004727955	0	0.605798813	1.176232434	0.014514525	0	1.190746959	0	0	0	1.190746959	1.339062425	0.016523822	0	1.355586247	0	0	0	1.355586247	3.477532731
0	0.01875565	0.255341881	8.445711313	0	2.916258626	11.36196994	3.86417571	5.726027685	5.903971188	26.85614452	9.797057049	0	3.167421869	12.96447892	3.86417571	5.726027685	5.903971188	28.4586535	92.09397104
0	1.231105973	4.334030897	10.53793855	0	21.12724629	31.66518484	8.73166633	2.990602971	7.082142254	50.4695964	14.52449037	0	23.12638344	37.6508738	8.73166633	2.990602971	7.082142254	56.45528536	384.3690027
0	0	0.175582229	0.046876778	0	0	0.046876778	0	0	0	0.046876778	0.053366095	0	0	0.053366095	0	0	0	0.053366095	0.621715205
0	0	0	0	0	0	0	0	0	0	0	0	0	0	0	0	0	0	0	0
0	0.000021052	0.000292916	0.0001998	0	0.001637623	0.001837423	0.001230626	0.000321024	0.000341986	0.003731058	0.000291548	0	0.001792991	0.002084539	0.001230626	0.000321024	0.000341986	0.003978174	0.030473949
0	0.000428811	0.048999177	0.208807308	0	0.003321692	0.212129	0.756362804	0.243656156	0.005025514	1.217173473	0.287769676	0	0.003628718	0.291398395	0.756362804	0.243656156	0.005025514	1.296442868	6.44084181
0	0	0.058493865	0.044917644	0	0	0.044917644	0	0	0	0.044917644	0.051135752	0	0	0.051135752	0	0	0	0.051135752	0.174655749
0.000360527	0.038495596	0.210464333	0.8682168	0.061774033	0.714513946	1.64450478	0.287301841	0.106071744	0.607921721	2.645800086	1.188741226	0.088590782	0.778866191	2.056198199	0.287301841	0.106071744	0.607921721	3.057493506	22.00094321
0.117258663	0	2.338420782	3.830831225	0.253268229	0	4.084099454	0	0	0	4.084099454	4.361109742	0.288326599	0	4.649436341	0	0	0	4.649436341	11.24207897
0.000877433	0	0.00898105	0.000320466	0.000248646	0	0.000569112	0	0	0	0.000569112	0.022890407	0.017760451	0	0.040650858	0	0	0	0.040650858	0.118924462
8.6219E-05	0.010512226	0.050690711	0.128360063	0.012968174	0.090767693	0.232095929	0.04031352	0.013362847	0.045903654	0.33167595	0.184053309	0.018872329	0.099228667	0.302154306	0.04031352	0.013362847	0.045903654	0.401734327	3.187122187
0.005204605	0	0.175569636	0.533247408	0.026464931	0	0.559712339	0	0	0	0.559712339	0.607061583	0.030128309	0	0.637189892	0	0	0	0.637189892	1.46146677
9.31378E-05	0	0.005064408	0.000207536	2.6178E-05	0	0.000233714	0	0	0	0.000233714	0.014824031	0.001869858	0	0.016693889	0	0	0	0.016693889	0.071702637
0.000427597	0.001158303	0.024890014	0.299579418	0.06468928	0.027909068	0.392177766	0.033653845	0.013852335	0.027437936	0.467121883	0.377852546	0.092083917	0.030393686	0.500330149	0.033653845	0.013852335	0.027437936	0.575274266	7.205762605
0.008730235	0	0.107428082	0.064729928	0.005372113	0	0.070102041	0	0	0	0.070102041	0.073690096	0.006115742	0	0.079805837	0	0	0	0.079805837	0.167645839
0.001787412	0	0.021560228	0.004062869	0.000505153	0	0.004568022	0	0	0	0.004568022	0.290204932	0.036082389	0	0.326287321	0	0	0	0.326287321	1.026814598
0	0.001137585	0.005683764	0.004356797	0	0.005892675	0.010249472	0.002478917	0.000743305	0.001314718	0.014786411	0.006357428	0	0.006451737	0.012809165	0.002478917	0.000743305	0.001314718	0.017346104	0.134763978
0	0	0.113166529	0.055618551	0	0	0.055618551	0	0	0	0.055618551	0.063317529	0	0	0.063317529	0	0	0	0.063317529	0.25184676

N2O_IDLEX	N2O_STREX	N2O_TOTEX	ROG_RUNEX	ROG_IDLEX	ROG_STREX	ROG_TOTEX	ROG_DIURN	ROG_HOTSOAK	ROG_RUNLOSS	ROG_TOTAL	TOG_RUNEX	TOG_IDLEX	TOG_STREX	TOG_TOTEX	TOG_DIURN	TOG_HOTSOAK	TOG_RUNLOSS	TOG_TOTAL	CO_RUNEX
0	0	0	0	0	0	0	0	0	0	0	0	0	0	0	0	0	0	0	0
0	0	0.373038507	0.417666946	0	0	0.417666946	0	0	0	0.417666946	3.760054417	0	0	3.760054417	0	0	0	3.760054417	20.20838775
0	0.000192896	0.007409629	0.117488107	0	0	0.117488107	0.008825717	0.004380045	0.019800095	0.150493965	0.143977499	0	0	0.143977499	0.008825717	0.004380045	0.019800095	0.176983357	4.18906121
0.653183071	0	12.20479564	8.220500432	1.822027382	0	10.04252781	0	0	0	10.04252781	9.358413987	2.074239479	0	11.43265347	0	0	0	11.43265347	30.70892155
0.019921942	0	0.267726317	0.090184689	0.006883302	0	0.097067992	0	0	0	0.097067992	2.722568981	0.363283447	0	3.085852428	0	0	0	3.085852428	12.34641159
0	2.820437305	7.658166607	15.69271852	0	39.40266768	55.0953862	28.74842323	9.129968887	22.069489	115.0432673	22.47325505	0	43.13552939	65.60878444	28.74842323	9.129968887	22.069489	125.5566656	776.4999832
0	0	0.099413249	0.127192666	0	0	0.127192666	0	0	0	0.127192666	0.144800394	0	0	0.144800394	0	0	0	0.144800394	1.190257919
0	0	0	0	0	0	0	0	0	0	0	0	0	0	0	0	0	0	0	0
0	0.012888253	0.017581964	0.01161888	0	0.101952229	0.11357111	0.086194351	0.023200379	0.022098666	0.245064506	0.016954243	0	0.111624858	0.128579101	0.086194351	0.023200379	0.022098666	0.260072497	1.758736282
0	0.35358532	1.38336906	4.573555748	0	7.026553517	11.60010926	6.652132789	2.01246684	5.664580197	25.92928909	6.388538892	0	7.691332105	14.079871	6.652132789	2.01246684	5.664580197	28.40905082	169.3421838
0	0	0.003925315	0.012599338	0	0	0.012599338	0	0	0	0.012599338	0.014343509	0	0	0.014343509	0	0	0	0.014343509	0.077539456
0	0	0	0	0	0	0	0	0	0	0	0	0	0	0	0	0	0	0	0
0	1.87294E-06	2.58984E-06	1.75244E-06	0	1.47319E-05	1.64843E-05	1.05989E-05	2.83841E-06	2.92982E-06	3.28514E-05	2.55716E-06	0	1.61296E-05	1.86867E-05	1.05989E-05	2.83841E-06	2.92982E-06	3.50538E-05	0.000264394
0	1.477195728	4.503423118	8.71750359	0	19.89532597	28.61282956	11.68810873	3.653640222	9.042442881	52.9970214	12.37304707	0	21.78073427	34.15378134	11.68810873	3.653640222	9.042442881	58.53797317	400.6956667
0	0	0.042474194	0.022614316	0	0	0.022614316	0	0	0	0.022614316	0.025744895	0	0	0.025744895	0	0	0	0.025744895	0.150540141
0	0	0	0	0	0	0	0	0	0	0	0	0	0	0	0	0	0	0	0
0	7.12461E-05	9.7223E-05	6.41741E-05	0	0.000564398	0.000628573	0.000446036	0.00011489	0.000119582	0.001309081	9.36428E-05	0	0.000617945	0.000711588	0.000446036	0.00011489	0.000119582	0.001392096	0.009707632
0.001822385	0.47410515	0.913216954	2.081041202	0.287307195	2.114574504	4.482922901	2.092007012	0.660292945	3.088184754	10.32340761	2.889800356	0.418055314	2.313262637	5.621118308	2.092007012	0.660292945	3.088184754	11.46160302	48.6008189
0.009700701	0	1.508315757	3.922234146	0.047844107	0	3.970078253	0	0	0	3.970078253	4.465202808	0.054467335	0	4.519670142	0	0	0	4.519670142	12.28620875
0.000262997	0.067695589	0.124392908	0.191125992	0.040827674	0.270875937	0.502829602	0.261408722	0.076594339	0.37136824	1.212200903	0.277232309	0.059562247	0.296553007	0.633347563	0.261408722	0.076594339	0.37136824	1.342718863	4.762214762
0.005006388	0	0.62326419	1.125617132	0.015449976	0	1.141067109	0	0	0	1.141067109	1.281440269	0.017588771	0	1.29902904	0	0	0	1.29902904	3.270298151
0	0.017643486	0.232079116	7.473284192	0	2.772195742	10.24547993	3.738177985	5.629588813	5.82269637	25.4359431	8.704820472	0	3.011216164	11.71603664	3.738177985	5.629588813	5.82269637	26.9064998	81.92462616
0	1.277289388	4.102259832	9.180225488	0	20.83980768	30.02003317	9.382779287	3.050858159	7.321214755	49.77488537	12.74534668	0	22.81278456	35.55813124	9.382779287	3.050858159	7.321214755	55.31298344	358.3166183
0	0	0.161109385	0.043737125	0	0	0.043737125	0	0	0	0.043737125	0.049791809	0	0	0.049791809	0	0	0	0.049791809	0.592733982
0	0	0	0	0	0	0	0	0	0	0	0	0	0	0	0	0	0	0	0
0	0.00045586	0.000623468	0.000410269	0	0.003595676	0.004005945	0.00269787	0.00070337	0.000749814	0.008157	0.000598664	0	0.003936813	0.004535477	0.00269787	0.00070337	0.000749814	0.008686531	0.062720472
0	0.000447254	0.047415429	0.24807808	0	0.004069057	0.252147137	0.800844229	0.268073638	0.00522266	1.326287664	0.331321011	0	0.004438246	0.335759257	0.800844229	0.268073638	0.00522266	1.409899784	7.577258492
0	0	0.060103851	0.044013558	0	0	0.044013558	0	0	0	0.044013558	0.05010651	0	0	0.05010651	0	0	0	0.05010651	0.168728385
0.000367402	0.038431495	0.193121723	0.749869169	0.061850482	0.666244734	1.477964385	0.282746545	0.097126333	0.590028513	2.447865777	1.036644894	0.089087906	0.726539172	1.852271972	0.282746545	0.097126333	0.590028513	2.822173364	18.69248818
0.118631942	0	2.451675346	3.528381284	0.237597183	0	3.765978467	0	0	0	3.765978467	4.016793507	0.270486307	0	4.287279814	0	0	0	4.287279814	10.39890743
0.001369034	0	0.014919624	0.000579754	0.000381345	0	0.000961099	0	0	0	0.000961099	0.041410998	0.027238903	0	0.068649901	0	0	0	0.068649901	0.197603663
9.34658E-05	0.011393107	0.050054997	0.123806068	0.014102387	0.100026445	0.2379349	0.045509547	0.014783153	0.050698065	0.348925665	0.177123133	0.020521482	0.109329892	0.306974507	0.045509547	0.014783153	0.050698065	0.417965272	3.042297989
0.005659088	0	0.18556174	0.529838491	0.027138622	0	0.556977113	0	0	0	0.556977113	0.60318079	0.030895255	0	0.634076045	0	0	0	0.634076045	1.444461086
0.00010981	0	0.005940894	0.000243018	3.08725E-05	0	0.000273891	0	0	0	0.000273891	0.017358463	0.002205181	0	0.019563643	0	0	0	0.019563643	0.084235038
0.000450136	0.001226017	0.019909167	0.1777858	0.063534992	0.020796538	0.26211733	0.02494359	0.00895672	0.019991402	0.316009042	0.233426957	0.091668046	0.022682174	0.347777177	0.02494359	0.00895672	0.019991402	0.401668889	4.192359137
0.007941752	0	0.106892609	0.059564229	0.00460164	0	0.06416587	0	0	0	0.06416587	0.067809341	0.005238617	0	0.073047958	0	0	0	0.073047958	0.156768139
0.002547547	0	0.031052717	0.005796181	0.000701065	0	0.006497245	0	0	0	0.006497245	0.41401291	0.050076041	0	0.464088951	0	0	0	0.464088951	1.454464119
0	0.001089868	0.005252691	0.003833144	0	0.005508191	0.009341335	0.002430247	0.000725035	0.001320955	0.013817572	0.005593314	0	0.006030776	0.011624091	0.002430247	0.000725035	0.001320955	0.016100327	0.126842734
0	0	0.102112665	0.049282286	0	0	0.049282286	0	0	0	0.049282286	0.056104168	0	0	0.056104168	0	0	0	0.056104168	0.198440141
0	0	0	0	0	0	0	0	0	0	0	0	0	0	0	0	0	0	0	0
0	0	0.389637768	0.319802023	0	0	0.319802023	0	0	0	0.319802023	3.244445527	0	0	3.244445527	0	0	0	3.244445527	21.40050872
0	0.000192684	0.006520353	0.107326225	0	2.78346E-06	0.107329009	0.00764842	0.003555963	0.017371514	0.135904905	0.132007643	0	3.04754E-06	0.13201069	0.00764842	0.003555963	0.017371514	0.160586587	3.528575958
0.702294039	0	11.98765807	6.719400772	1.919402383	0	8.638803155	0	0	0	8.638803155	7.64952629	2.185093506	0	9.834619795	0	0	0	9.834619795	25.12770565
0.022589208	0	0.283709379	0.083946593	0.007383289	0	0.091329881	0	0	0	0.091329881	2.613222682	0.402138119	0	3.015360802	0	0	0	3.015360802	12.21323805
0	2.717923981	7.037332132	13.055422	0	35.88759341	48.94301541	27.46539403	8.566610665	20.63652575	105.6115459	18.83547459	0	39.28939219	58.12486678	27.46539403	8.566610665	20.63652575	114.7933972	696.3980691
0	0	0.085476023	0.108808388	0	0	0.108808388	0	0	0	0.108808388	0.123871116	0	0	0.123871116	0	0	0	0.123871116	1.0383945
0	0	0	0	0	0	0	0	0	0	0	0	0	0	0	0	0	0	0	0
0	0.016386171	0.022291754	0.014618819	0	0.12988989	0.14450871	0.10421102	0.029811406	0.027840982	0.306372116	0.021331747	0	0.14221308	0.163544827	0.10421102	0.029811406	0.027840982	0.325408234	2.215334961
0	0.337196926	1.259751435	3.756214726	0	6.405101767	10.16131649	6.334963314	1.834288379	5.283970388	23.61453857	5.354412664	0	7.011895557	12.36630822	6.334963314	1.834288379	5.283970388	25.8195303	149.2803817
0	0	0.003640367	0.011623026	0	0	0.011623026	0	0	0	0.011623026	0.013232043	0	0	0.013232043	0	0	0	0.013232043	0.071324115
0	0	0	0	0	0	0	0	0	0	0	0	0	0	0	0	0	0	0	0
0	1.91731E-06	2.62525E-06	1.73632E-06	0	1.5194E-05	1.69303E-05	1.09365E-05	2.9246E-06	3.02034E-06	3.38117E-05	2.53364E-06	0	1.66355E-05	1.91692E-05	1.09365E-05	2.9246E-06	3.02034E-06	3.60506E-05	0.000262674
0	1.435951416	4.177285407	7.459598425	0	18.61194264	26.07154106	11.50583328	3.48729771	8.728411792	49.79308384	10.68597105	0	20.37646104	31.06243209	11.50583328	3.48729771	8.728411792	54.78397487	366.9225885
0	0	0.04668161	0.022523763	0	0	0.022523763	0	0	0	0.022523763	0.025641807	0	0	0.025641807	0	0	0	0.025641807	0.156604441
0	0	0	0	0	0	0	0	0	0	0	0	0	0	0	0	0	0	0	0
0	0.000198955	0.000273121	0.00018246	0	0.001567933	0.001750393	0.001052816	0.000291048	0.000297588	0.003391845	0.000266245	0	0.001716689	0.001982935	0.001052816	0.000291048	0.000297588	0.003624387	0.027601424
0.001863207	0.485435282	0.882822072	1.714089061	0.287142461	1.997588945	3.998820467	2.003907768	0.603544949	2.91558086	9.521854044	2.423272123	0.418366249	2.185978574	5.027616945	2.003907768	0.603544949	2.91558086	10.55065052	41.25799085
0.009697608	0	1.513056062	3.744486727	0.048152955	0	3.792639683	0	0	0	3.792639683	4.262849189	0.054818938	0	4.317668127	0	0	0	4.317668127	11.6247273
0.00026886	0.069053422	0.121561766	0.172496053	0.041120777	0.265837899	0.479454729	0.257930965	0.074071447	0.361627635	1.173084775	0.250661775	0.059994891	0.291044127	0.601700793	0.257930965	0.074071447	0.361627635	1.295330839	4.434203418
0.00510414	0	0.636394501	1.090478581	0.015872225	0	1.106350806	0	0	0	1.106350806	1.241437364	0.018069473	0	1.259506837	0	0	0	1.259506837	3.125554486
0	0.016431152	0.219564205	6.880132826	0	2.593688563	9.47382139	3.559995996	5.486396405	5.683291125	24.20350492	8.049923952	0	2.817653571	10.86757752	3.559995996	5.486396405	5.683291125	25.59726105	75.86466099
0	1.238157116	3.836868074	8.144222156	0	19.6483237	27.79254586	9.4734015	2.969635349	7.277367903	47.51295061	11.37214724	0	21.50915448	32.88130172	9.4734015	2.969635349	7.277367903	52.60170647	331.9199672
0	0	0.170002011	0.04372725	0	0	0.04372725	0	0	0	0.04372725	0.049780566	0	0	0.049780566	0	0	0	0.049780566	0.61505853
0	0	0	0	0	0	0	0	0	0	0	0	0	0	0	0	0	0	0	0
0	0.000968851	0.001323222	0.00086667	0	0.00764836	0.00851503	0.00521317	0.001422049	0.001479657	0.016629906	0.001264642	0	0.008373992	0.009638634	0.00521317	0.001422049	0.001479657	0.017753511	0.13261245
0	0.000461348	0.043099609	0.194111818	0	0.003104448	0.197216266	0.736450332	0.235015752	0.004745287	1.173427637	0.265569617	0	0.003391142	0.268960759	0.736450332	0.235015752	0.004745287	1.24517213	5.875859713
0	0	0.063157418	0.044125523	0	0	0.044125523	0	0	0	0.044125523	0.050233975	0	0	0.050233975	0	0	0	0.050233975	0.166990004
0.000371382	0.037800708	0.176696255	0.646534349	0.060671294	0.541459501	1.248665144	0.2641957	0.086270578	0.546760315	2.145891738	0.902376868	0.087707291	0.59110198	1.58118614	0.2641957	0.086270578	0.546760315	2.478412734	15.93551838
0.118131061	0	2.390306579	3.056606802	0.21324603	0	3.269852832	0	0	0	3.269852832	3.479714171	0.242764373	0	3.722478544	0	0	0	3.722478544	9.098635871
0.001841483	0	0.019953843	0.000821098	0.000480508	0	0.001301606	0	0	0	0.001301606	0.058649865	0.034322004	0	0.092971869	0	0	0	0.092971869	0.258851602

N2O_IDLEX	N2O_STREX	N2O_TOTEX	ROG_RUNEX	ROG_IDLEX	ROG_STREX	ROG_TOTEX	ROG_DIURN	ROG_HOTSOAK	ROG_RUNLOSS	ROG_TOTAL	TOG_RUNEX	TOG_IDLEX	TOG_STREX	TOG_TOTEX	TOG_DIURN	TOG_HOTSOAK	TOG_RUNLOSS	TOG_TOTAL	CO_RUNEX
9.00156E-05	0.010846451	0.043297593	0.103352303	0.013344149	0.086727782	0.203424234	0.043722013	0.013809536	0.048640051	0.309595834	0.148160462	0.019428791	0.094832819	0.262422073	0.043722013	0.013809536	0.048640051	0.368593674	2.517051819
0.005637745	0	0.181771274	0.479619874	0.024142701	0	0.503762575	0	0	0	0.503762575	0.546010718	0.027484627	0	0.573495345	0	0	0	0.573495345	1.285197191
0.000127426	0	0.006616802	0.000278272	3.50906E-05	0	0.000313362	0	0	0	0.000313362	0.019876545	0.002506471	0	0.022383016	0	0	0	0.022383016	0.094392286
0.000587252	0.001600849	0.025444195	0.252541315	0.081962548	0.025423815	0.359927678	0.031805211	0.012205588	0.025255022	0.429193499	0.328439959	0.117969756	0.027723547	0.474133261	0.031805211	0.012205588	0.025255022	0.543399082	5.780916999
0.007903682	0	0.100704197	0.049976542	0.00430006	0	0.054276602	0	0	0	0.054276602	0.056894489	0.004895291	0	0.061789779	0	0	0	0.061789779	0.133561521
0.003170118	0	0.035996712	0.006489827	0.00084885	0	0.007338677	0	0	0	0.007338677	0.46355908	0.060632164	0	0.524191244	0	0	0	0.524191244	1.602920205
0	0.001050798	0.005252359	0.003872961	0	0.005444288	0.009317249	0.002344192	0.000712908	0.001322607	0.013696956	0.005651416	0	0.00596081	0.011612226	0.002344192	0.000712908	0.001322607	0.015991933	0.123238
0	0	0.09968814	0.046223582	0	0	0.046223582	0	0	0	0.046223582	0.052622053	0	0	0.052622053	0	0	0	0.052622053	0.158670611
0	0	0	0	0	0	0	0	0	0	0	0	0	0	0	0	0	0	0	0
0	0	0.400097983	0.271439125	0	0	0.271439125	0	0	0	0.271439125	2.986422179	0	0	2.986422179	0	0	0	2.986422179	22.68463742
0	0.000265015	0.006391029	0.088683305	0	0	0.088683305	0.007287686	0.003025953	0.016640446	0.11563739	0.112047614	0	0	0.112047614	0.007287686	0.003025953	0.016640446	0.139001699	3.080769567
0.699894983	0	12.01789912	5.413354443	1.884878007	0	7.29823245	0	0	0	7.29823245	6.162691962	2.145790131	0	8.308482093	0	0	0	8.308482093	20.45874771
0.02422715	0	0.302293317	0.079580613	0.007401618	0	0.086982231	0	0	0	0.086982231	2.58750177	0.411645981	0	2.999147752	0	0	0	2.999147752	12.48258876
0	2.618643572	6.493936389	10.74521168	0	32.66508826	43.41029993	26.08353738	7.940804928	19.30234514	96.73698739	15.66225676	0	35.76366867	51.42592544	26.08353738	7.940804928	19.30234514	104.7526129	626.6043878
0	0	0.085797279	0.094408098	0	0	0.094408098	0	0	0	0.094408098	0.107477343	0	0	0.107477343	0	0	0	0.107477343	0.958071668
0	0	0	0	0	0	0	0	0	0	0	0	0	0	0	0	0	0	0	0
0	0.019117234	0.025839882	0.016703829	0	0.152335888	0.169039717	0.118196015	0.035498488	0.03230235	0.35503657	0.024374188	0	0.166788623	0.191162811	0.118196015	0.035498488	0.03230235	0.377159664	2.533859007
0	0.352349122	1.310211668	3.651089943	0	6.823383481	10.47447342	7.098361944	1.964427714	5.867841098	25.40510418	5.302522236	0	7.470484501	12.77300674	7.098361944	1.964427714	5.867841098	27.70363749	151.2401598
0	0	0.001287477	0.006043957	0	0	0.006043957	0	0	0	0.006043957	0.006880644	0	0	0.006880644	0	0	0	0.006880644	0.034800161
0	0	0	0	0	0	0	0	0	0	0	0	0	0	0	0	0	0	0	0
0	1.25841E-06	1.70703E-06	1.10704E-06	0	1.00739E-05	1.11809E-05	7.18163E-06	1.92833E-06	1.99352E-06	2.22844E-05	1.61539E-06	0	1.10296E-05	1.2645E-05	7.18163E-06	1.92833E-06	1.99352E-06	2.37485E-05	0.000166943
0	1.392786184	3.766903268	5.787516309	0	16.73886245	22.52637876	10.58232614	3.155898479	7.811751929	44.07635531	8.387069516	0	18.3264347	26.71350421	10.58232614	3.155898479	7.811751929	48.26348077	323.9259437
0	0	0.04145734	0.017162856	0	0	0.017162856	0	0	0	0.017162856	0.019538771	0	0	0.019538771	0	0	0	0.019538771	0.135826184
0	0	0	0	0	0	0	0	0	0	0	0	0	0	0	0	0	0	0	0
0	0.000694689	0.000951613	0.000633806	0	0.005481908	0.006115715	0.003434941	0.000988592	0.000978981	0.011518229	0.000924849	0	0.006002	0.006926848	0.003434941	0.000988592	0.000978981	0.012329362	0.095828255
0.001928262	0.501472862	0.893747721	1.609367954	0.297445896	2.01899655	3.925810401	2.148839414	0.615483308	3.073959559	9.764092682	2.306335807	0.433671396	2.209881942	4.949889146	2.148839414	0.615483308	3.073959559	10.78817143	39.45307209
0.009620975	0	1.496091554	3.560679797	0.048119129	0	3.608798926	0	0	0	3.608798926	4.053597218	0.054780429	0	4.108377648	0	0	0	4.108377648	11.05458304
0.000280102	0.071434189	0.120518044	0.150965099	0.042024169	0.262810981	0.455800249	0.263052718	0.072689873	0.363578664	1.155121504	0.220258	0.06132137	0.287744586	0.569323957	0.263052718	0.072689873	0.363578664	1.268645212	4.085076471
0.005356358	0	0.676604013	1.078397097	0.016815169	0	1.095212266	0	0	0	1.095212266	1.227683398	0.019142952	0	1.24682635	0	0	0	1.24682635	3.029853025
0	0.015698714	0.212151265	6.497659055	0	2.490965842	8.988624898	3.485586222	5.452578121	5.661227464	23.5880167	7.63268434	0	2.706350074	10.33903441	3.485586222	5.452578121	5.661227464	24.93842622	72.03001109
0	1.15850852	3.465443406	7.090410612	0	17.82336552	24.91377614	9.355532302	2.810224181	7.104377084	44.1839097	9.929282929	0	19.51163675	29.44091968	9.355532302	2.810224181	7.104377084	48.71105325	300.6409688
0	0	0.200588654	0.055025103	0	0	0.055025103	0	0	0	0.055025103	0.062642421	0	0	0.062642421	0	0	0	0.062642421	0.789307089
0	0	0	0	0	0	0	0	0	0	0	0	0	0	0	0	0	0	0	0
0	0.001138505	0.001544107	0.000993959	0	0.009035509	0.010029468	0.006030451	0.001660197	0.001712863	0.019432979	0.001450382	0	0.009892746	0.011343128	0.006030451	0.001660197	0.001712863	0.020746639	0.15259397
0	0.000466167	0.038876815	0.157627967	0	0.00262382	0.160251787	0.696695276	0.212169919	0.004415981	1.073532963	0.219121258	0	0.002868427	0.221989685	0.696695276	0.212169919	0.004415981	1.135270861	4.741794715
0	0	0.061408531	0.042968836	0	0	0.042968836	0	0	0	0.042968836	0.048917163	0	0	0.048917163	0	0	0	0.048917163	0.161700136
0.00041106	0.040551835	0.171867671	0.584040933	0.064693528	0.480215676	1.128950136	0.267253581	0.082982911	0.547805971	2.026992599	0.824310881	0.09381375	0.524820354	1.442944985	0.267253581	0.082982911	0.547805971	2.340987448	14.30457011
0.117694764	0	2.392937637	2.618691768	0.188408795	0	2.807100563	0	0	0	2.807100563	2.98118124	0.214489071	0	3.195670311	0	0	0	3.195670311	7.860957336
0.002072421	0	0.020843016	0.000854563	0.000523226	0	0.001377789	0	0	0	0.001377789	0.061040241	0.037373284	0	0.098413525	0	0	0	0.098413525	0.266324924
8.88655E-05	0.010558038	0.039164236	0.088673962	0.012967131	0.076601798	0.178242891	0.044057841	0.013039431	0.048747535	0.284087698	0.127888729	0.018896404	0.083812586	0.230597719	0.044057841	0.013039431	0.048747535	0.336442526	2.148417842
0.004830192	0	0.181147068	0.422149527	0.018730433	0	0.44087996	0	0	0	0.44087996	0.480585102	0.021323172	0	0.501908274	0	0	0	0.501908274	1.123394751
0.000139526	0	0.007410169	0.000314297	3.81439E-05	0	0.000352441	0	0	0	0.000352441	0.022449806	0.002724561	0	0.025174367	0	0	0	0.025174367	0.105005231
0.000585103	0.001598441	0.024292963	0.20152401	0.080217181	0.019448293	0.301189484	0.029668298	0.010332844	0.023520862	0.364711488	0.273242527	0.116149987	0.021245108	0.410637622	0.029668298	0.010332844	0.023520862	0.474159625	4.5750043
0.007800379	0	0.100074928	0.049358915	0.004365751	0	0.053724666	0	0	0	0.053724666	0.056191368	0.004970075	0	0.061161442	0	0	0	0.061161442	0.132474841
0.003335292	0	0.037350898	0.006577234	0.0008599	0	0.007437134	0	0	0	0.007437134	0.469802449	0.061421432	0	0.531223881	0	0	0	0.531223881	1.604651941
0	0.001031983	0.004687466	0.003047892	0	0.005051502	0.008099393	0.002352737	0.000726758	0.001359416	0.012538304	0.004447476	0	0.005530759	0.009978235	0.002352737	0.000726758	0.001359416	0.014417146	0.123189319
0	0	0.091000258	0.040329244	0	0	0.040329244	0	0	0	0.040329244	0.045911784	0	0	0.045911784	0	0	0	0.045911784	0.108669983
0	0	0	0	0	0	0	0	0	0	0	0	0	0	0	0	0	0	0	0
0	0	0.416541044	0.22384976	0	0	0.22384976	0	0	0	0.22384976	2.834820453	0	0	2.834820453	0	0	0	2.834820453	25.35731389
0	0.000164415	0.004183111	0.041226968	0	1.21782E-06	0.041228186	0.004600275	0.001593686	0.010737174	0.058159321	0.055953883	0	1.33336E-06	0.055955216	0.004600275	0.001593686	0.010737174	0.072886351	1.647040164
0.736367629	0	12.17873761	3.141980011	1.906019623	0	5.047999634	0	0	0	5.047999634	3.576905071	2.169858253	0	5.746763323	0	0	0	5.746763323	12.45194779
0.028306384	0	0.337046262	0.076700858	0.007923137	0	0.084623996	0	0	0	0.084623996	2.632064974	0.458376243	0	3.090441218	0	0	0	3.090441218	13.23799387
0	2.458944971	5.51025022	8.169334221	0	29.75958014	37.92891436	25.17733571	7.49411411	18.47800569	89.07836987	11.91048534	0	32.58265281	44.49313815	25.17733571	7.49411411	18.47800569	95.64259365	504.3640202
0	0	0.070348354	0.075007536	0	0	0.075007536	0	0	0	0.075007536	0.085391093	0	0	0.085391093	0	0	0	0.085391093	0.778259474
0	0	0	0	0	0	0	0	0	0	0	0	0	0	0	0	0	0	0	0
0	0.020644646	0.02701252	0.016291016	0	0.169575439	0.185866456	0.127155681	0.040251889	0.0355885	0.388862525	0.023771813	0	0.185663761	0.209435574	0.127155681	0.040251889	0.0355885	0.412431643	2.469639782
0	0.326440344	1.083043713	2.82338048	0	6.173134601	8.996515081	6.689104009	1.812231559	5.428954177	22.92680483	4.114325334	0	6.758720517	10.87304585	6.689104009	1.812231559	5.428954177	24.8033356	119.9940004
0	0	0.001000812	0.004690071	0	0	0.004690071	0	0	0	0.004690071	0.005339334	0	0	0.005339334	0	0	0	0.005339334	0.027022984
0	0	0	0	0	0	0	0	0	0	0	0	0	0	0	0	0	0	0	0
0	7.16072E-06	9.4934E-06	5.91753E-06	0	5.81467E-05	6.40643E-05	3.15412E-05	9.5896E-06	9.48765E-06	0.000114683	8.63484E-06	0	6.36634E-05	7.22982E-05	3.15412E-05	9.5896E-06	9.48765E-06	0.000122917	0.000895452
0	1.310711729	3.204842619	4.447087456	0	15.58663963	20.03372708	10.64578058	3.054366657	7.823174354	41.55704868	6.484947619	0	17.06534373	23.55029134	10.64578058	3.054366657	7.823174354	45.07361294	264.5127907
0	0	0.037583914	0.014538388	0	0	0.014538388	0	0	0	0.014538388	0.016550988	0	0	0.016550988	0	0	0	0.016550988	0.122276389
0	0	0	0	0	0	0	0	0	0	0	0	0	0	0	0	0	0	0	0
0	0.001083862	0.001433256	0.000888066	0	0.008819925	0.009707991	0.005171371	0.001534996	0.001513019	0.017927377	0.001295864	0	0.009656708	0.010952572	0.005171371	0.001534996	0.001513019	0.019171958	0.134401917
0.001840495	0.475414784	0.784792049	1.231971369	0.287069523	1.866507745	3.385548636	2.082666779	0.571835408	2.951121215	8.991172039	1.788508711	0.418802988	2.04343748	4.250749178	2.082666779	0.571835408	2.951121215	9.856372581	30.72996085
0.009479759	0	1.295604202	2.993459703	0.047664715	0	3.041124418	0	0	0	3.041124418	3.407854853	0.054263109	0	3.462117962	0	0	0	3.462117962	9.227866204
0.000268005	0.068177268	0.107113536	0.11544862	0.040902147	0.250613641	0.406964407	0.258336003	0.069657487	0.35282769	1.087785587	0.168435606	0.059684118	0.274390034	0.502509758	0.258336003	0.069657487	0.35282769	1.183330938	3.242639979
0.005399926	0	0.596292474	0.922368772	0.017053608	0	0.939422379	0	0	0	0.939422379	1.050055523	0.019414399	0	1.069469922	0	0	0	1.069469922	2.575887032
0	0.01504679	0.182822773	5.482312712	0	2.415531593	7.897844305	3.466643662	5.420471288	5.651287968	22.43624722	6.46113899	0	2.624612644	9.085751633	3.466643662	5.420471288	5.651287968	23.62415455	61.0392404
0	1.081122032	2.913208945	5.551318886	0	16.43892689	21.99024578	9.382668937	2.713369994	7.061364201	41.14764891	7.803003854	0	17.99637518	25.79937903	9.382668937	2.713369994	7.061364201	44.95678217	245.5032868

N2O_IDLEX	N2O_STREX	N2O_TOTEX	ROG_RUNEX	ROG_IDLEX	ROG_STREX	ROG_TOTEX	ROG_DIURN	ROG_HOTSOAK	ROG_RUNLOSS	ROG_TOTAL	TOG_RUNEX	TOG_IDLEX	TOG_STREX	TOG_TOTEX	TOG_DIURN	TOG_HOTSOAK	TOG_RUNLOSS	TOG_TOTAL	CO_RUNEX
0	0	0.173974416	0.047340858	0	0	0.047340858	0	0	0	0.047340858	0.053894419	0	0	0.053894419	0	0	0	0.053894419	0.698131864
0	0	0	0	0	0	0	0	0	0	0	0	0	0	0	0	0	0	0	0
0	0.001245209	0.00162865	0.000972104	0	0.010218791	0.011190895	0.006692525	0.001894446	0.001937566	0.021715432	0.001418492	0	0.01118829	0.012606782	0.006692525	0.001894446	0.001937566	0.023131319	0.148919921
0	0.000452664	0.030480504	0.108588505	0	0.002185053	0.110773558	0.638608625	0.185501201	0.003990424	0.938873808	0.154609636	0	0.002390725	0.157000362	0.638608625	0.185501201	0.003990424	0.985100611	3.219766644
0	0	0.053318318	0.036953532	0	0	0.036953532	0	0	0	0.036953532	0.042069139	0	0	0.042069139	0	0	0	0.042069139	0.138577202
0.000398058	0.038112225	0.137089578	0.380388513	0.060986611	0.363522779	0.804897903	0.230079813	0.061368758	0.462865866	1.559212341	0.555062025	0.088991519	0.398011686	1.04206523	0.230079813	0.061368758	0.462865866	1.796379668	9.003317579
0.113749636	0	2.376518975	1.379957211	0.119475308	0	1.499432519	0	0	0	1.499432519	1.57097624	0.136013544	0	1.706989784	0	0	0	1.706989784	4.399495057
0.00257038	0	0.024787307	0.001020747	0.000620296	0	0.001641043	0	0	0	0.001641043	0.072910496	0.044306853	0	0.117217349	0	0	0	0.117217349	0.309966114
8.43503E-05	0.009946046	0.032326904	0.067787739	0.012444457	0.068526669	0.148758865	0.043512072	0.012106645	0.04786872	0.252246301	0.098585291	0.018153649	0.075017709	0.191756649	0.043512072	0.012106645	0.04786872	0.295244086	1.624185674
0.00463251	0	0.17608243	0.151363756	0.011695594	0	0.163059351	0	0	0	0.163059351	0.172316115	0.013314544	0	0.185630658	0	0	0	0.185630658	0.45050108
0.000181011	0	0.00888576	0.00037912	4.7653E-05	0	0.000426773	0	0	0	0.000426773	0.027080021	0.003403785	0	0.030483806	0	0	0	0.030483806	0.124592086
0.000554546	0.001590546	0.013390978	0.032395687	0.0716869	0.012277768	0.116360356	0.015303565	0.004218941	0.010788946	0.146671809	0.047271711	0.104605357	0.013442611	0.165319678	0.015303565	0.004218941	0.010788946	0.195631131	0.753246838
0.007746323	0	0.099151324	0.047044538	0.004114871	0	0.051159409	0	0	0	0.051159409	0.053556626	0.004684468	0	0.058241093	0	0	0	0.058241093	0.127400909
0.003439045	0	0.038376178	0.006684654	0.000878274	0	0.007562927	0	0	0	0.007562927	0.477475256	0.062733837	0	0.540209093	0	0	0	0.540209093	1.620934406
0	0.001002676	0.004374308	0.002591644	0	0.004706645	0.007298289	0.002004255	0.000631576	0.001210405	0.011144524	0.003781721	0	0.005153184	0.008934905	0.002004255	0.000631576	0.001210405	0.01278114	0.113980621
0	0	0.081481889	0.036438116	0	0	0.036438116	0	0	0	0.036438116	0.041482023	0	0	0.041482023	0	0	0	0.041482023	0.048114791
0	0	0	0	0	0	0	0	0	0	0	0	0	0	0	0	0	0	0	0
0	0	0.433353614	0.095154786	0	0	0.095154786	0	0	0	0.095154786	2.449100824	0	0	2.449100824	0	0	0	2.449100824	30.57702125
0	0.000126908	0.004001422	0.028990697	0	1.46292E-06	0.02899216	0.003359616	0.000962645	0.007919397	0.041233818	0.042303158	0	1.60172E-06	0.042304759	0.003359616	0.000962645	0.007919397	0.054546417	1.357565837
0.760041751	0	12.31694259	1.959735416	1.950627629	0	3.910363046	0	0	0	3.910363046	2.231009594	2.220641072	0	4.451650666	0	0	0	4.451650666	7.97898552
0.030952961	0	0.356640722	0.073257569	0.008212657	0	0.081470226	0	0	0	0.081470226	2.632193103	0.488412514	0	3.120605617	0	0	0	3.120605617	13.64567917
0	2.41083942	5.702098013	8.211098884	0	27.2575723	35.46867118	24.32944563	7.129157075	17.73494721	84.6622211	11.97411483	0	29.84338536	41.81750019	24.32944563	7.129157075	17.73494721	91.0110501	537.8994152
0	0	0.075534882	0.077632153	0	0	0.077632153	0	0	0	0.077632153	0.088379045	0	0	0.088379045	0	0	0	0.088379045	0.82746571
0	0	0	0	0	0	0	0	0	0	0	0	0	0	0	0	0	0	0	0
0	0.024067478	0.032575888	0.021110194	0	0.191748157	0.21285835	0.139423953	0.046281195	0.040157038	0.438720537	0.030803945	0	0.209940096	0.240744041	0.139423953	0.046281195	0.040157038	0.466606227	3.19804399
0	0.312396993	1.114547918	2.906296472	0	5.594352766	8.500649238	6.31523186	1.682978368	5.038098617	21.53695808	4.236240265	0	6.125051719	10.36129198	6.31523186	1.682978368	5.038098617	23.39760083	125.3486754
0	0	0.001027186	0.004813363	0	0	0.004813363	0	0	0	0.004813363	0.005479694	0	0	0.005479694	0	0	0	0.005479694	0.027654878
0	0	0	0	0	0	0	0	0	0	0	0	0	0	0	0	0	0	0	0
0	2.422E-05	3.32538E-05	2.2263E-05	0	0.000190631	0.000212894	9.91196E-05	3.09846E-05	2.98199E-05	0.000372818	3.24861E-05	0	0.000208717	0.000241203	9.91196E-05	3.09846E-05	2.98199E-05	0.000401127	0.003370123
0	1.288024353	3.348898782	4.66500792	0	14.62189076	19.28689868	10.66804135	2.984491051	7.805309813	40.74474089	6.804569157	0	16.0090964	22.81366555	10.66804135	2.984491051	7.805309813	44.27150777	287.6861869
0	0	0.045213817	0.01694271	0	0	0.01694271	0	0	0	0.01694271	0.019288149	0	0	0.019288149	0	0	0	0.019288149	0.147582397
0	0	0	0	0	0	0	0	0	0	0	0	0	0	0	0	0	0	0	0
0	0.001836735	0.002512286	0.001667266	0	0.014507074	0.016174341	0.00804302	0.002448933	0.002374508	0.029040803	0.002432871	0	0.01588342	0.018316292	0.00804302	0.002448933	0.002374508	0.031182753	0.25242345
0.001865219	0.478969856	0.810998487	1.289389087	0.277079641	1.749133357	3.315602085	2.065056336	0.547245007	2.899845785	8.827749212	1.881473529	0.404313961	1.915080859	4.20086835	2.065056336	0.547245007	2.899845785	9.713015476	32.94364018
0.009346211	0	1.488101952	3.314658567	0.047291261	0	3.361949828	0	0	0	3.361949828	3.773518405	0.053837956	0	3.827356361	0	0	0	3.827356361	10.12609843
0.000270431	0.068615331	0.110527876	0.116028002	0.039537642	0.237506933	0.393072577	0.25771347	0.067416634	0.347393471	1.065596153	0.169307789	0.057693234	0.260040197	0.487041219	0.25771347	0.067416634	0.347393471	1.159564795	3.398559684
0.005441273	0	0.695212261	1.04179644	0.017305179	0	1.059101618	0	0	0	1.059101618	1.186015983	0.019700795	0	1.205716778	0	0	0	1.205716778	2.885039803
0	0.01460972	0.205440855	6.107427794	0	2.348269249	8.455697043	3.473928084	5.409900128	5.668499846	23.0080251	7.221967204	0	2.551735781	9.773702985	3.473928084	5.409900128	5.668499846	24.32603104	68.20815077
0	1.045261655	3.009710386	5.606001786	0	15.13105467	20.73705646	9.463620729	2.634817955	7.072311252	39.90780639	7.94548341	0	16.56508903	24.51057244	9.463620729	2.634817955	7.072311252	43.68132238	259.9234234
0	0	0.198939768	0.052963796	0	0	0.052963796	0	0	0	0.052963796	0.06029576	0	0	0.06029576	0	0	0	0.06029576	0.807463563
0	0	0	0	0	0	0	0	0	0	0	0	0	0	0	0	0	0	0	0
0	0.001485723	0.002006533	0.001284075	0	0.011844093	0.013128168	0.007554734	0.002192472	0.002217681	0.025093055	0.001873719	0	0.012967791	0.01484151	0.007554734	0.002192472	0.002217681	0.026806398	0.196303334
0	0.000442042	0.031453363	0.098321712	0	0.001862646	0.100184358	0.583030141	0.163087776	0.003595108	0.849897383	0.143470812	0	0.002039363	0.145510175	0.583030141	0.163087776	0.003595108	0.8952232	2.85796741
0	0	0.061300386	0.042021093	0	0	0.042021093	0	0	0	0.042021093	0.047838221	0	0	0.047838221	0	0	0	0.047838221	0.156922993
0.00040494	0.037660548	0.13766168	0.359730766	0.058812251	0.338030889	0.756573906	0.210284942	0.052364081	0.415439046	1.434661974	0.52491829	0.085818698	0.370101274	0.980838262	0.210284942	0.052364081	0.415439046	1.65892633	8.489405259
0.109063604	0	2.403736442	0.630213496	0.089062582	0	0.719276078	0	0	0	0.719276078	0.717450093	0.10139097	0	0.818841063	0	0	0	0.818841063	2.042305755
0.002939445	0	0.027840718	0.001158442	0.000701233	0	0.001859676	0	0	0	0.001859676	0.082745877	0.050088104	0	0.132833981	0	0	0	0.132833981	0.347890771
8.36181E-05	0.009807581	0.033286813	0.069476899	0.011999866	0.064220303	0.145697068	0.045622589	0.012035672	0.050085885	0.253441214	0.101380527	0.017510177	0.070313148	0.189203852	0.045622589	0.012035672	0.050085885	0.296947998	1.656915864
0.004489102	0	0.175387379	0.086403755	0.009973458	0	0.096377212	0	0	0	0.096377212	0.098364097	0.011354022	0	0.10971812	0	0	0	0.10971812	0.271419432
0.000204958	0	0.009657474	0.00041238	5.35699E-05	0	0.00046595	0	0	0	0.00046595	0.02945569	0.003826421	0	0.033282111	0	0	0	0.033282111	0.135237644
0.000571803	0.00166126	0.015153717	0.035289768	0.072486923	0.012275055	0.120051746	0.015448599	0.004127311	0.010562087	0.150189743	0.051494746	0.105772748	0.01343964	0.170707135	0.015448599	0.004127311	0.010562087	0.200845132	0.818266799
0.007722446	0	0.098072532	0.044917762	0.003958289	0	0.048876051	0	0	0	0.048876051	0.051135453	0.004506211	0	0.055641664	0	0	0	0.055641664	0.122731974
0.003595918	0	0.039404017	0.006798505	0.000907402	0	0.007705906	0	0	0	0.007705906	0.485607482	0.064814398	0	0.55042188	0	0	0	0.55042188	1.638351882
0	0.001011776	0.004537122	0.002587032	0	0.004870464	0.007457496	0.002105908	0.000684413	0.001269057	0.011516873	0.003774991	0	0.005332545	0.009107536	0.002105908	0.000684413	0.001269057	0.013166913	0.11660169
0	0	0.080914343	0.0364399	0	0	0.0364399	0	0	0	0.0364399	0.041484054	0	0	0.041484054	0	0	0	0.041484054	0.043097968
0	0	0	0	0	0	0	0	0	0	0	0	0	0	0	0	0	0	0	0
0	0	0.43912663	0.031665367	0	0	0.031665367	0	0	0	0.031665367	2.193269888	0	0	2.193269888	0	0	0	2.193269888	32.76310373
0	7.54653E-05	0.003135987	0.021394362	0	1.7023E-06	0.021396065	0.002503876	0.000667033	0.005893934	0.030460909	0.031218603	0	1.8638E-06	0.031220467	0.002503876	0.000667033	0.005893934	0.040285311	1.029516939
0.779595468	0	12.42909028	1.265064354	2.006658369	0	3.271722724	0	0	0	3.271722724	1.440179469	2.284427804	0	3.724607273	0	0	0	3.724607273	4.983371574
0.033153896	0	0.37084859	0.069705786	0.008414142	0	0.078119927	0	0	0	0.078119927	2.61115328	0.511581718	0	3.122734998	0	0	0	3.122734998	13.86503737
0	2.330850675	5.392489497	7.213142485	0	25.11461965	32.32776213	23.59414963	6.789557263	17.14710536	79.85857439	10.52091143	0	27.4972136	38.01812503	23.59414963	6.789557263	17.14710536	85.54893728	501.7836101
0	0	0.07024774	0.069636	0	0	0.069636	0	0	0	0.069636	0.079275957	0	0	0.079275957	0	0	0	0.079275957	0.761297388
0	0	0	0	0	0	0	0	0	0	0	0	0	0	0	0	0	0	0	0
0	0.027327806	0.036801595	0.023592687	0	0.218709852	0.242302539	0.153623343	0.052734021	0.046037856	0.494697759	0.034426393	0	0.239459759	0.273886152	0.153623343	0.052734021	0.046037856	0.526281372	3.574836482
0	0.295068849	1.024780235	2.582841038	0	5.067110517	7.649951556	5.982966873	1.562946696	4.701059046	19.89692417	3.766066115	0	5.547811463	9.313877578	5.982966873	1.562946696	4.701059046	21.56085019	113.4048947
0	0	0.000913686	0.004267537	0	0	0.004267537	0	0	0	0.004267537	0.004858307	0	0	0.004858307	0	0	0	0.004858307	0.024516764
0	0	0	0	0	0	0	0	0	0	0	0	0	0	0	0	0	0	0	0
0	5.38893E-05	7.28845E-05	4.73801E-05	0	0.000429501	0.000476882	0.000196864	6.52336E-05	5.97278E-05	0.000798706	6.91369E-05	0	0.00047025	0.000539387	0.000196864	6.52336E-05	5.97278E-05	0.000861212	0.007176537
0	1.253992781	3.18990325	4.285279542	0	13.81451929	18.09979883	10.6307898	2.915145743	7.744753344	39.39048772	6.251387958	0	15.12513835	21.37652631	10.6307898	2.915145743	7.744753344	42.6672152	274.5948525
0	0	0.047359978	0.017461391	0	0	0.017461391	0	0	0	0.017461391	0.019878632	0	0	0.019878632	0	0	0	0.019878632	0.155188889

N2O_IDLEX	N2O_STREX	N2O_TOTEX	ROG_RUNEX	ROG_IDLEX	ROG_STREX	ROG_TOTEX	ROG_DIURN	ROG_HOTSOAK	ROG_RUNLOSS	ROG_TOTAL	TOG_RUNEX	TOG_IDLEX	TOG_STREX	TOG_TOTEX	TOG_DIURN	TOG_HOTSOAK	TOG_RUNLOSS	TOG_TOTAL	CO_RUNEX
0	0	0	0	0	0	0	0	0	0	0	0	0	0	0	0	0	0	0	0
0	0.00271222	0.003669583	0.002382075	0	0.021618505	0.02400058	0.010982677	0.003497188	0.003289909	0.041770354	0.003475918	0	0.023669542	0.027145459	0.010982677	0.003497188	0.003289909	0.044915234	0.360953779
0.001835731	0.469315062	0.77289818	1.177357261	0.267455926	1.653595331	3.098408518	2.001123749	0.514441052	2.796067122	8.410040442	1.717996952	0.390271059	1.810478746	3.918746756	2.001123749	0.514441052	2.796067122	9.23037868	31.192221
0.009244046	0	1.499214141	3.186229541	0.047155092	0	3.233384634	0	0	0	3.233384634	3.627310498	0.053682938	0	3.680993436	0	0	0	3.680993436	9.620461689
0.00026439	0.06706132	0.105503474	0.101281243	0.038164557	0.225279667	0.364725467	0.249819453	0.064107594	0.333673064	1.012325579	0.147789352	0.055689632	0.246652879	0.450131864	0.249819453	0.064107594	0.333673064	1.097731975	3.132940032
0.00550543	0	0.71088843	1.024952995	0.017665329	0	1.042618324	0	0	0	1.042618324	1.166840841	0.020110803	0	1.186951644	0	0	0	1.186951644	2.806769978
0	0.014159523	0.204035598	5.942336356	0	2.290018182	8.232354538	3.508115553	5.438131381	5.729153205	22.90775468	7.052620949	0	2.488656381	9.54127733	3.508115553	5.438131381	5.729153205	24.21667747	66.6251992
0	0.997398025	2.791788227	4.564282647	0	13.88187749	18.44616014	9.477917651	2.521528407	7.059911181	37.50551738	6.645535438	0	15.1987137	21.84424914	9.477917651	2.521528407	7.059911181	40.90360638	231.4420196
0	0	0.197317162	0.051012519	0	0	0.051012519	0	0	0	0.051012519	0.058074362	0	0	0.058074362	0	0	0	0.058074362	0.803696821
0	0	0	0	0	0	0	0	0	0	0	0	0	0	0	0	0	0	0	0
0	0.001858736	0.002491706	0.001573122	0	0.01491927	0.016492391	0.008941508	0.002761741	0.00269568	0.030891319	0.002295495	0	0.016334722	0.018630217	0.008941508	0.002761741	0.00269568	0.033029146	0.240068521
0	0.00043296	0.02809657	0.080856616	0	0.001709781	0.082566397	0.53386695	0.142120805	0.00324743	0.761801581	0.117985784	0	0.001871995	0.119857779	0.53386695	0.142120805	0.00324743	0.799092964	2.280406721
0	0	0.061573542	0.041540754	0	0	0.041540754	0	0	0	0.041540754	0.047291387	0	0	0.047291387	0	0	0	0.047291387	0.154438124
0.000405513	0.036837369	0.123969933	0.294488507	0.057155799	0.31584789	0.667492195	0.192849494	0.047114825	0.373801019	1.281257533	0.429716938	0.083401607	0.345813683	0.858932228	0.192849494	0.047114825	0.373801019	1.472697565	6.918487247
0.109013456	0	2.42913931	0.528219734	0.083180017	0	0.611399751	0	0	0	0.611399751	0.601337959	0.094694117	0	0.696032076	0	0	0	0.696032076	1.750088637
0.003241775	0	0.030286835	0.001277411	0.000760428	0	0.002037839	0	0	0	0.002037839	0.091243653	0.054316268	0	0.145559921	0	0	0	0.145559921	0.377549992
8.12884E-05	0.009503409	0.030656108	0.061953651	0.011592654	0.06129335	0.134839655	0.046020983	0.011568681	0.050492781	0.2429221	0.090402622	0.016915974	0.067108503	0.174427098	0.046020983	0.011568681	0.050492781	0.282509544	1.472086284
0.004452212	0	0.176130753	0.065489085	0.009348657	0	0.074837742	0	0	0	0.074837742	0.074554338	0.010642734	0	0.085197072	0	0	0	0.085197072	0.206231422
0.000215218	0	0.009994459	0.000428648	5.62561E-05	0	0.000484905	0	0	0	0.000484905	0.03061775	0.004018289	0	0.034636039	0	0	0	0.034636039	0.140122646
0.000582767	0.00172061	0.015135602	0.033221034	0.073617912	0.012375311	0.119214256	0.015277167	0.004009982	0.01019878	0.148700185	0.048476054	0.107423084	0.013549408	0.169448546	0.015277167	0.004009982	0.01019878	0.198934475	0.771291726
0.007689177	0	0.096939872	0.042814395	0.003838371	0	0.046652766	0	0	0	0.046652766	0.048740929	0.004369694	0	0.053110623	0	0	0	0.053110623	0.118063178
0.003752355	0	0.040408472	0.006908986	0.000936693	0	0.007845679	0	0	0	0.007845679	0.493499002	0.066906615	0	0.560405617	0	0	0	0.560405617	1.654268824
0	0.00100091	0.004484002	0.002578285	0	0.00479809	0.007376376	0.002008044	0.000662398	0.001259025	0.011305843	0.003762228	0	0.005253305	0.009015533	0.002008044	0.000662398	0.001259025	0.012945	0.117050441
0	0	0.078913766	0.033637668	0	0	0.033637668	0	0	0	0.033637668	0.038293927	0	0	0.038293927	0	0	0	0.038293927	0.039573797
0	0	0	0	0	0	0	0	0	0	0	0	0	0	0	0	0	0	0	0
0	0	0.439238342	0.035117686	0	0	0.035117686	0	0	0	0.035117686	2.438680856	0	0	2.438680856	0	0	0	2.438680856	34.73207757
0	8.56499E-05	0.002644164	0.016571919	0	1.7054E-06	0.016573625	0.001879641	0.000498183	0.004381766	0.023333215	0.024181706	0	1.8672E-06	0.024183573	0.001879641	0.000498183	0.004381766	0.030943163	0.783552317
0.771003509	0	12.49941177	0.726854532	2.059622339	0	2.786476871	0	0	0	2.786476871	0.827468556	2.344723252	0	3.172191808	0	0	0	3.172191808	3.537696231
0	0	0	0	0	0	0	0	0	0	0	0	0	0	0	0	0	0	0	0
0.034222273	0	0.369825342	0.065600459	0.008325937	0	0.073926396	0	0	0	0.073926396	2.534015618	0.513403836	0	3.047419455	0	0	0	3.047419455	13.54999676
0	2.254890553	5.111724052	6.34182655	0	23.20445678	29.54628333	22.87661975	6.542537641	16.58324002	75.54868073	9.251312735	0	25.40588021	34.65719294	22.87661975	6.542537641	16.58324002	80.65959035	468.7676281
0	0	0.064627816	0.061146039	0	0	0.061146039	0	0	0	0.061146039	0.0696107	0	0	0.0696107	0	0	0	0.0696107	0.691613966
0	0	0	0	0	0	0	0	0	0	0	0	0	0	0	0	0	0	0	0
0	0.030443435	0.040748107	0.025782769	0	0.245005533	0.270788302	0.169643637	0.060354307	0.052989714	0.55377596	0.037622156	0	0.268250219	0.305872375	0.169643637	0.060354307	0.052989714	0.588860034	3.90806622
0	0.278755727	0.938526315	2.273331535	0	4.58545231	6.858783846	5.612719817	1.45943768	4.35033384	18.28127518	3.316297122	0	5.020479928	8.33677705	5.612719817	1.45943768	4.35033384	19.75926839	101.9273292
0	0	0.000807276	0.003760672	0	0	0.003760672	0	0	0	0.003760672	0.004281275	0	0	0.004281275	0	0	0	0.004281275	0.021589041
0	0	0	0	0	0	0	0	0	0	0	0	0	0	0	0	0	0	0	0
0	9.5001E-05	0.000127171	8.0924E-05	0	0.000764048	0.000844972	0.000332126	0.00011349	9.98813E-05	0.00139047	0.000118084	0	0.000836536	0.000954621	0.000332126	0.00011349	9.98813E-05	0.001500118	0.012263249
0	1.225263711	3.049150704	3.92845833	0	13.08291917	17.0113775	10.53323303	2.857095627	7.640965136	38.0426713	5.731859318	0	14.32414269	20.05600201	10.53323303	2.857095627	7.640965136	41.0872958	261.8639154
0	0	0.048904661	0.017389209	0	0	0.017389209	0	0	0	0.017389209	0.019796458	0	0	0.019796458	0	0	0	0.019796458	0.160326641
0	0	0	0	0	0	0	0	0	0	0	0	0	0	0	0	0	0	0	0
0	0.003631608	0.004865577	0.003094078	0	0.029198391	0.032292469	0.014112439	0.004606468	0.00425465	0.055266026	0.004514871	0	0.031968563	0.036483435	0.014112439	0.004606468	0.00425465	0.059456991	0.469126361
0.001804741	0.459979524	0.735354096	1.067005443	0.258188083	1.566199218	2.891392744	1.956208919	0.491809845	2.718985552	8.05839706	1.556971838	0.376747445	1.714791003	3.648510285	1.956208919	0.491809845	2.718985552	8.815514601	29.5076202
0.009138344	0	1.499751451	3.032819843	0.047050172	0	3.079870015	0	0	0	3.079870015	3.452663756	0.053563492	0	3.506227248	0	0	0	3.506227248	9.048016461
0.000257832	0.065435256	0.100345784	0.087424926	0.036767382	0.213445832	0.337638139	0.243471749	0.061302821	0.322184071	0.96459678	0.127570246	0.053650878	0.233696319	0.414917443	0.243471749	0.061302821	0.322184071	1.041876084	2.88574911
0.005559622	0	0.720563142	0.999771489	0.018016839	0	1.017788328	0	0	0	1.017788328	1.138173371	0.020510973	0	1.158684344	0	0	0	1.158684344	2.707055604
0	0.013683471	0.201966855	5.763203957	0	2.229024578	7.992228535	3.52430032	5.46469649	5.782195488	22.76342083	6.865856199	0	2.422609668	9.288465867	3.52430032	5.46469649	5.782195488	24.05965817	64.91802103
0	0.952408489	2.592674705	4.030685385	0	12.75594462	16.78663001	9.476485234	2.458303255	7.026260297	35.74767879	5.872798989	0	13.96603834	19.83883733	9.476485234	2.458303255	7.026260297	38.79988612	213.0321611
0	0	0.194028773	0.048695414	0	0	0.048695414	0	0	0	0.048695414	0.055436491	0	0	0.055436491	0	0	0	0.055436491	0.792013504
0	0	0	0	0	0	0	0	0	0	0	0	0	0	0	0	0	0	0	0
0	0.002262039	0.003007737	0.001868636	0	0.018296145	0.020164781	0.010317162	0.003334143	0.003125053	0.036941139	0.002726709	0	0.020031976	0.022758686	0.010317162	0.003334143	0.003125053	0.039535043	0.284862139
0	0.000424122	0.02494732	0.064986976	0	0.001574173	0.066561149	0.49021508	0.127612071	0.002932251	0.687320552	0.094828843	0	0.001723521	0.096552364	0.49021508	0.127612071	0.002932251	0.717311767	1.770086699
0	0	0.061549289	0.040733931	0	0	0.040733931	0	0	0	0.040733931	0.046372873	0	0	0.046372873	0	0	0	0.046372873	0.15077278
0.000406269	0.036208913	0.112007886	0.239497159	0.055820524	0.296370198	0.591687881	0.177167676	0.042675244	0.337473314	1.149004116	0.349473693	0.081453177	0.324488062	0.755414932	0.177167676	0.042675244	0.337473314	1.312731166	5.608382185
0.107292949	0	2.447138257	0.372890608	0.077167293	0	0.450057901	0	0	0	0.450057901	0.424507572	0.087849089	0	0.512356661	0	0	0	0.512356661	1.386127264
0	0	0	0	0	0	0	0	0	0	0	0	0	0	0	0	0	0	0	0
0.003512612	0	0.032613833	0.00140467	0.000805313	0	0.002209983	0	0	0	0.002209983	0.100333567	0.05752237	0	0.157855937	0	0	0	0.157855937	0.406177475
7.8959E-05	0.009177666	0.028163246	0.054419228	0.011196414	0.058744214	0.124359856	0.046699579	0.011353577	0.051016395	0.233429408	0.07940841	0.016337781	0.06431752	0.160063711	0.046699579	0.011353577	0.051016395	0.269133263	1.27954406
0.004383557	0	0.17762928	0.055678107	0.009375696	0	0.065053803	0	0	0	0.065053803	0.063385287	0.010673516	0	0.074058802	0	0	0	0.074058802	0.183263316
0.000190812	0	0.009133186	0.000400631	4.94422E-05	0	0.000450073	0	0	0	0.000450073	0.028616509	0.003531588	0	0.032148097	0	0	0	0.032148097	0.12874681
0.000592675	0.001787745	0.015084042	0.031305691	0.074711114	0.012457632	0.118474437	0.015592651	0.003995816	0.010158558	0.148221462	0.045681191	0.109018281	0.013639539	0.168339012	0.015592651	0.003995816	0.010158558	0.198086036	0.717397277
0.007648542	0	0.095792241	0.040798949	0.003744736	0	0.044543686	0	0	0	0.044543686	0.046446498	0.004263097	0	0.050709596	0	0	0	0.050709596	0.113555794
0	0	0	0	0	0	0	0	0	0	0	0	0	0	0	0	0	0	0	0
0.003908783	0	0.04140058	0.007016695	0.000965962	0	0.007982657	0	0	0	0.007982657	0.501192507	0.0689973	0	0.570189808	0	0	0	0.570189808	1.66942112
0	0.000994135	0.004477179	0.002567469	0	0.004772362	0.007339831	0.002019025	0.000669403	0.0013137	0.011341959	0.003746444	0	0.005225136	0.00897158	0.002019025	0.000669403	0.0013137	0.012973708	0.118199827
0	0	0.078682414	0.032576759	0	0	0.032576759	0	0	0	0.032576759	0.037086163	0	0	0.037086163	0	0	0	0.037086163	0.038233402
0	0	0	0	0	0	0	0	0	0	0	0	0	0	0	0	0	0	0	0
0	0	0.438137998	0.038164444	0	0	0.038164444	0	0	0	0.038164444	2.654448703	0	0	2.654448703	0	0	0	2.654448703	36.59132285
0	6.30629E-05	0.002314397	0.012677271	0	1.45354E-06	0.012678724	0.00136097	0.000357226	0.00313075	0.01752767	0.018498643	0	1.59145E-06	0.018500235	0.00136097	0.000357226	0.00313075	0.023349181	0.562453212
0.780713276	0	12.54300384	0.709970153	2.122319941	0	2.832290094	0	0	0	2.832290094	0.808246976	2.416099699	0	3.224346674	0	0	0	3.224346674	3.362338168

N2O_IDLEX	N2O_STREX	N2O_TOTEX	ROG_RUNEX	ROG_IDLEX	ROG_STREX	ROG_TOTEX	ROG_DIURN	ROG_HOTSOAK	ROG_RUNLOSS	ROG_TOTAL	TOG_RUNEX	TOG_IDLEX	TOG_STREX	TOG_TOTEX	TOG_DIURN	TOG_HOTSOAK	TOG_RUNLOSS	TOG_TOTAL	CO_RUNEX
0	0	0	0	0	0	0	0	0	0	0	0	0	0	0	0	0	0	0	0
0.035854877	0	0.3774706	0.061644055	0.008356687	0	0.070000741	0	0	0	0.070000741	2.461155945	0.523195746	0	2.984351691	0	0	0	2.984351691	13.46422433
0	2.182113941	4.855875394	5.576681219	0	21.49068058	27.0673618	21.98914436	6.239570613	15.90537093	71.2014477	8.137480144	0	23.52959016	31.6670703	21.98914436	6.239570613	15.90537093	75.8011562	437.7585145
0	0	0.058806493	0.051284806	0	0	0.051284806	0	0	0	0.051284806	0.058384342	0	0	0.058384342	0	0	0	0.058384342	0.617055661
0	0	0	0	0	0	0	0	0	0	0	0	0	0	0	0	0	0	0	0
0	0.033317381	0.044257712	0.027485392	0	0.269880668	0.29736606	0.186165364	0.06693837	0.060245975	0.610715769	0.040106619	0	0.295485361	0.33559198	0.186165364	0.06693837	0.060245975	0.648941689	4.172151961
0	0.263539012	0.858165427	1.992312743	0	4.151892421	6.144205164	5.21345685	1.352629084	3.988941669	16.69923277	2.906824493	0	4.545794561	7.452619054	5.21345685	1.352629084	3.988941669	18.00764666	91.6782961
0	0	0.000713467	0.003313582	0	0	0.003313582	0	0	0	0.003313582	0.003772293	0	0	0.003772293	0	0	0	0.003772293	0.019028818
0	0	0	0	0	0	0	0	0	0	0	0	0	0	0	0	0	0	0	0
0	0.000146879	0.000194685	0.000120996	0	0.001191342	0.001312338	0.000505872	0.000173862	0.000149819	0.002141891	0.000176558	0	0.00130437	0.001480927	0.000505872	0.000173862	0.000149819	0.002310479	0.018364019
0	1.200233355	2.925439002	3.596009281	0	12.40366981	15.99967909	10.41207816	2.782244243	7.531046499	36.72504799	5.247112073	0	13.58045499	18.82756706	10.41207816	2.782244243	7.531046499	39.55293596	249.5349499
0	0	0.049775999	0.016648241	0	0	0.016648241	0	0	0	0.016648241	0.018952915	0	0	0.018952915	0	0	0	0.018952915	0.161998725
0	0	0	0	0	0	0	0	0	0	0	0	0	0	0	0	0	0	0	0
0	0.004475723	0.005936446	0.003684625	0	0.036299219	0.039983844	0.01703294	0.005653133	0.005118155	0.067788072	0.005376597	0	0.039743076	0.045119673	0.01703294	0.005653133	0.005118155	0.0729239	0.559578059
0.001769214	0.449304747	0.697293853	0.953047607	0.248907841	1.484299543	2.686254992	1.875517886	0.463149703	2.599135634	7.624058215	1.390684831	0.363205738	1.625121168	3.379011737	1.875517886	0.463149703	2.599135634	8.31681496	27.71568061
0.009010885	0	1.48665913	2.857034422	0.04682572	0	2.903860141	0	0	0	2.903860141	3.252543741	0.053307969	0	3.305851709	0	0	0	3.305851709	8.430284869
0	0	0	0	0	0	0	0	0	0	0	0	0	0	0	0	0	0	0	0
0.000250841	0.063617238	0.095181021	0.075324301	0.035381697	0.202271814	0.312977812	0.236819578	0.058242177	0.311250007	0.919289574	0.109913044	0.051628889	0.221462176	0.383004109	0.236819578	0.058242177	0.311250007	0.98931587	2.676968895
0.005591315	0	0.722581775	0.963931316	0.018294455	0	0.982225771	0	0	0	0.982225771	1.097371717	0.020827021	0	1.118198738	0	0	0	1.118198738	2.587371165
0	0	0	0	0	0	0	0	0	0	0	0	0	0	0	0	0	0	0	0
0	0.01322356	0.199200491	5.56847734	0	2.170964362	7.739441702	3.524286171	5.4882284	5.826031571	22.57798784	6.658184992	0	2.359740073	9.017925065	3.524286171	5.4882284	5.826031571	23.85647121	63.07328706
0	0.908889986	2.402015995	3.517808743	0	11.68771701	15.20552575	9.36199173	2.368467524	6.916156677	33.85214168	5.130138559	0	12.79653956	17.92667812	9.36199173	2.368467524	6.916156677	36.57329405	194.5637633
0	0	0.188924645	0.046169479	0	0	0.046169479	0	0	0	0.046169479	0.052560883	0	0	0.052560883	0	0	0	0.052560883	0.771594573
0	0	0	0	0	0	0	0	0	0	0	0	0	0	0	0	0	0	0	0
0	0.002799959	0.003687964	0.002242323	0	0.022841133	0.025083456	0.012219714	0.004236595	0.003712312	0.045252076	0.003271992	0	0.025008165	0.028280158	0.012219714	0.004236595	0.003712312	0.048448778	0.341881747
0	0.000415149	0.022309726	0.053313128	0	0.00145419	0.054767319	0.457343861	0.115646284	0.002694954	0.630452417	0.077794391	0	0.001592156	0.079386547	0.457343861	0.115646284	0.002694954	0.655071646	1.406260297
0	0	0.061276231	0.039786996	0	0	0.039786996	0	0	0	0.039786996	0.04529485	0	0	0.04529485	0	0	0	0.04529485	0.146574279
0.000405172	0.035373984	0.101529811	0.195858671	0.054538971	0.278173454	0.528571096	0.162472723	0.038655884	0.305502668	1.035202372	0.285796514	0.079583139	0.304564918	0.66994457	0.162472723	0.038655884	0.305502668	1.176575845	4.551930522
0.108242854	0	2.465243548	0.332500242	0.07398921	0	0.406489452	0	0	0	0.406489452	0.378526215	0.084231083	0	0.462757298	0	0	0	0.462757298	1.283984209
0	0	0	0	0	0	0	0	0	0	0	0	0	0	0	0	0	0	0	0
0.003753609	0	0.034050772	0.001478633	0.000849436	0	0.00232807	0	0	0	0.00232807	0.105616666	0.060674014	0	0.166290679	0	0	0	0.166290679	0.42203741
7.63856E-05	0.008867283	0.025812809	0.047389275	0.010797571	0.056042588	0.114229434	0.04683499	0.011027649	0.051142534	0.223234607	0.069150318	0.01575579	0.06135958	0.146265688	0.04683499	0.011027649	0.051142534	0.255270861	1.114167732
0.004450366	0	0.17762635	0.055973591	0.009568534	0	0.065542125	0	0	0	0.065542125	0.063721673	0.010893047	0	0.07461472	0	0	0	0.07461472	0.183932058
0	0	0	0	0	0	0	0	0	0	0	0	0	0	0	0	0	0	0	0
0.000196511	0	0.009269725	0.000413864	5.03966E-05	0	0.00046426	0	0	0	0.00046426	0.029561679	0.003599758	0	0.033161436	0	0	0	0.033161436	0.130969113
0.00060196	0.001851308	0.014906428	0.029354506	0.075773051	0.012503867	0.117631424	0.016712881	0.004096969	0.010753854	0.149195128	0.042834026	0.110567859	0.01369016	0.167092045	0.016712881	0.004096969	0.010753854	0.198655749	0.676355753
0.00759193	0	0.094482097	0.038873449	0.003665271	0	0.04253872	0	0	0	0.04253872	0.044254462	0.004172632	0	0.048427094	0	0	0	0.048427094	0.109199011
0	0	0	0	0	0	0	0	0	0	0	0	0	0	0	0	0	0	0	0
0.004061315	0	0.042310874	0.007111775	0.000994501	0	0.008106276	0	0	0	0.008106276	0.507983933	0.071035762	0	0.579019695	0	0	0	0.579019695	1.68198919
0	0.00096296	0.004267172	0.002523834	0	0.00458145	0.007105283	0.001786344	0.000582812	0.001269113	0.010743553	0.003682772	0	0.005016111	0.008698883	0.001786344	0.000582812	0.001269113	0.012337153	0.117770113
0	0	0.074472568	0.025961465	0	0	0.025961465	0	0	0	0.025961465	0.029555154	0	0	0.029555154	0	0	0	0.029555154	0.029830626
0	0	0	0	0	0	0	0	0	0	0	0	0	0	0	0	0	0	0	0
0	0	0.434644702	0.040586548	0	0	0.040586548	0	0	0	0.040586548	2.83184906	0	0	2.83184906	0	0	0	2.83184906	38.00957827
0	4.56663E-05	0.001980636	0.009564155	0	1.44012E-06	0.009565595	0.001048763	0.000274703	0.00239355	0.013282611	0.013955993	0	1.57675E-06	0.01395757	0.001048763	0.000274703	0.00239355	0.017674585	0.447107666
0.786095654	0	12.54708737	0.696575474	2.17564223	0	2.872217704	0	0	0	2.872217704	0.792998153	2.476803066	0	3.269801219	0	0	0	3.269801219	3.217609209
0	0	0	0	0	0	0	0	0	0	0	0	0	0	0	0	0	0	0	0
0.037366748	0	0.385232202	0.05804687	0.008366939	0	0.06641381	0	0	0	0.06641381	2.390927264	0.531020463	0	2.921947727	0	0	0	2.921947727	13.40357458
0	2.107709456	4.618948663	4.945489213	0	19.93880739	24.8842966	21.4219272	6.00796371	15.51341804	67.82760556	7.21644625	0	21.83048435	29.0469306	21.4219272	6.00796371	15.51341804	71.99023956	410.0781316
0	0	0.052966968	0.04400806	0	0	0.04400806	0	0	0	0.04400806	0.050100251	0	0	0.050100251	0	0	0	0.050100251	0.548662373
0	0	0	0	0	0	0	0	0	0	0	0	0	0	0	0	0	0	0	0
0	0.035953572	0.047367186	0.028878298	0	0.293536566	0.322414864	0.199267254	0.072772539	0.065660196	0.660114853	0.042139145	0	0.321385592	0.363524736	0.199267254	0.072772539	0.065660196	0.701224725	4.384289501
0	0.248932531	0.783661543	1.744164098	0	3.759730152	5.503894251	4.825183296	1.254288831	3.647633745	15.23100012	2.545080158	0	4.116431271	6.661511429	4.825183296	1.254288831	3.647633745	16.3886173	82.43726187
0	0	0.000627747	0.002903757	0	0	0.002903757	0	0	0	0.002903757	0.003305734	0	0	0.003305734	0	0	0	0.003305734	0.016666633
0	0	0	0	0	0	0	0	0	0	0	0	0	0	0	0	0	0	0	0
0	0.000210374	0.000276119	0.000167878	0	0.001722512	0.001890389	0.000723727	0.000248671	0.000210513	0.0030733	0.000244967	0	0.001885934	0.0021309	0.000723727	0.000248671	0.000210513	0.003313811	0.025481348
0	1.179123275	2.816662863	3.301427889	0	11.77684462	15.07827251	10.3921814	2.736256405	7.518302343	35.72501266	4.817435825	0	12.89416248	17.71159831	10.3921814	2.736256405	7.518302343	38.35833846	238.2273063
0	0	0.05010524	0.016560714	0	0	0.016560714	0	0	0	0.016560714	0.018853271	0	0	0.018853271	0	0	0	0.018853271	0.16451108
0	0	0	0	0	0	0	0	0	0	0	0	0	0	0	0	0	0	0	0
0	0.005342082	0.007013745	0.004254477	0	0.043751746	0.048006223	0.020255188	0.006833521	0.006074642	0.081169573	0.006208123	0	0.047902654	0.054110777	0.020255188	0.006833521	0.006074642	0.087274128	0.64620378
0.001731022	0.437151656	0.65816608	0.825009981	0.239674089	1.408873383	2.473557453	1.767208098	0.432426818	2.44249717	7.115689539	1.203852628	0.349731868	1.542539017	3.096123512	1.767208098	0.432426818	2.44249717	7.738255598	25.48604865
0.008873852	0	1.464079616	2.670346504	0.04653585	0	2.716882355	0	0	0	2.716882355	3.040011959	0.052977972	0	3.09298993	0	0	0	3.09298993	7.791177457
0	0	0	0	0	0	0	0	0	0	0	0	0	0	0	0	0	0	0	0
0.000243386	0.061593384	0.089933936	0.065591035	0.033979999	0.191358528	0.290929563	0.230868615	0.055612544	0.301853873	0.879264595	0.095710284	0.049583535	0.209513502	0.354807321	0.230868615	0.055612544	0.301853873	0.943142353	2.495873162
0.005610004	0	0.719242557	0.92326471	0.018525738	0	0.941790448	0	0	0	0.941790448	1.05107549	0.021090321	0	1.07216581	0	0	0	1.07216581	2.458137652
0	0	0	0	0	0	0	0	0	0	0	0	0	0	0	0	0	0	0	0
0	0.012765742	0.19573729	5.372549449	0	2.117481668	7.490031117	3.525024188	5.51079691	5.868178476	22.39403069	6.446994943	0	2.30183052	8.748825463	3.525024188	5.51079691	5.868178476	23.65282504	61.13090966
0	0.868304616	2.229342992	3.095863631	0	10.71608957	13.8119532	9.183234753	2.285760188	6.759813115	32.04076126	4.516672676	0	11.73275843	16.24943111	9.183234753	2.285760188	6.759813115	34.47823916	179.5198119
0	0	0.182335255	0.043232228	0	0	0.043232228	0	0	0	0.043232228	0.049217018	0	0	0.049217018	0	0	0	0.049217018	0.746271093
0	0	0	0	0	0	0	0	0	0	0	0	0	0	0	0	0	0	0	0
0	0.003374694	0.004401748	0.002619248	0	0.0277983	0.030417548	0.014234301	0.005029059	0.004289616	0.053970524	0.003822001	0	0.030435639	0.03425764	0.014234301	0.005029059	0.004289616	0.057810616	0.399111358

N2O_IDLEX	N2O_STREX	N2O_TOTEX	ROG_RUNEX	ROG_IDLEX	ROG_STREX	ROG_TOTEX	ROG_DIURN	ROG_HOTSOAK	ROG_RUNLOSS	ROG_TOTAL	TOG_RUNEX	TOG_IDLEX	TOG_STREX	TOG_TOTEX	TOG_DIURN	TOG_HOTSOAK	TOG_RUNLOSS	TOG_TOTAL	CO_RUNEX
0	0.000407295	0.020073206	0.045057746	0	0.00134829	0.046406035	0.42038456	0.10451564	0.002451763	0.573757998	0.065748157	0	0.001476207	0.067224364	0.42038456	0.10451564	0.002451763	0.594576327	1.160288028
0	0	0.060702298	0.038631404	0	0	0.038631404	0	0	0	0.038631404	0.043979285	0	0	0.043979285	0	0	0	0.043979285	0.141641707
0.000394571	0.034323762	0.092046375	0.160729061	0.05336865	0.262367143	0.476464854	0.150230347	0.035337241	0.279155028	0.941187471	0.234535468	0.077875409	0.287258997	0.599669874	0.150230347	0.035337241	0.279155028	1.064392491	3.70904415
0.109436003	0	2.47173618	0.293204529	0.071528859	0	0.364733388	0	0	0	0.364733388	0.333791037	0.081430161	0	0.415221199	0	0	0	0.415221199	1.182440449
0	0	0	0	0	0	0	0	0	0	0	0	0	0	0	0	0	0	0	0
0.00400851	0	0.035446956	0.001553217	0.000895635	0	0.002448852	0	0	0	0.002448852	0.110944106	0.063973924	0	0.174918029	0	0	0	0.174918029	0.437793286
7.25777E-05	0.008510476	0.023586957	0.041257173	0.010407962	0.053550928	0.105216063	0.046088935	0.010627213	0.050320538	0.21225275	0.060202369	0.015187274	0.058631526	0.134021169	0.046088935	0.010627213	0.050320538	0.241057856	0.963696192
0.004578037	0	0.176733271	0.054491307	0.00997993	0	0.064471237	0	0	0	0.064471237	0.062034205	0.011361391	0	0.073395596	0	0	0	0.073395596	0.179022206
0	0	0	0	0	0	0	0	0	0	0	0	0	0	0	0	0	0	0	0
0.000205711	0	0.00940138	0.000431711	5.19075E-05	0	0.000483618	0	0	0	0.000483618	0.030836474	0.003707678	0	0.034544153	0	0	0	0.034544153	0.133669751
0.000601214	0.001905613	0.014492626	0.027074155	0.076693014	0.01248294	0.116250109	0.016992677	0.004075195	0.010753423	0.148071405	0.039506543	0.111910266	0.013667248	0.165084058	0.016992677	0.004075195	0.010753423	0.196905354	0.626592827
0.007521112	0	0.093087604	0.036986889	0.003597297	0	0.040584186	0	0	0	0.040584186	0.042106758	0.004095248	0	0.046202006	0	0	0	0.046202006	0.104883592
0	0	0	0	0	0	0	0	0	0	0	0	0	0	0	0	0	0	0	0
0.004212445	0	0.043175573	0.007199382	0.001022778	0	0.00822216	0	0	0	0.00822216	0.514241575	0.073055543	0	0.587297118	0	0	0	0.587297118	1.692951694
0	0.000940741	0.004243321	0.002472986	0	0.004515281	0.006988267	0.001659788	0.000526408	0.001268959	0.010443422	0.003608575	0	0.004943665	0.00855224	0.001659788	0.000526408	0.001268959	0.012007395	0.118925759
0	0	0.074222515	0.025846908	0	0	0.025846908	0	0	0	0.025846908	0.029424741	0	0	0.029424741	0	0	0	0.029424741	0.029741195
0	0	0	0	0	0	0	0	0	0	0	0	0	0	0	0	0	0	0	0
0	0	0.430283613	0.042184438	0	0	0.042184438	0	0	0	0.042184438	2.946803566	0	0	2.946803566	0	0	0	2.946803566	38.89711629
0	1.80272E-05	0.001559465	0.006709556	0	1.42578E-06	0.006710982	0.000683325	0.000188044	0.00162316	0.009205511	0.009790569	0	1.56105E-06	0.00979213	0.000683325	0.000188044	0.00162316	0.012286659	0.322786954
0.78889113	0	12.53622689	0.685541476	2.222708553	0	2.90825003	0	0	0	2.90825003	0.780436787	2.530384492	0	3.310821279	0	0	0	3.310821279	3.093812533
0	0	0	0	0	0	0	0	0	0	0	0	0	0	0	0	0	0	0	0
0.038664286	0	0.391901207	0.054495158	0.008333946	0	0.062829103	0	0	0	0.062829103	2.311552601	0.535299032	0	2.846851633	0	0	0	2.846851633	13.29356533
0	2.042531271	4.420506879	4.425497911	0	18.57524553	23.00074344	20.70947965	5.737461461	15.09328209	64.54096664	6.457676163	0	20.33755575	26.79523192	20.70947965	5.737461461	15.09328209	68.33545511	386.3722897
0	0	0.047253314	0.03633712	0	0	0.03633712	0	0	0	0.03633712	0.041367396	0	0	0.041367396	0	0	0	0.041367396	0.479606815
0	0	0	0	0	0	0	0	0	0	0	0	0	0	0	0	0	0	0	0
0	0.038049264	0.049690974	0.02966675	0	0.313269213	0.342935964	0.210366345	0.07606168	0.070335027	0.699699016	0.043289652	0	0.342990357	0.386280009	0.210366345	0.07606168	0.070335027	0.743043062	4.506961477
0	0.235643098	0.7176096	1.526360031	0	3.407106942	4.933466973	4.428388161	1.163126755	3.361910815	13.8868927	2.227260974	0	3.730353242	5.957614216	4.428388161	1.163126755	3.361910815	14.91103995	74.19687869
0	0	0.000518644	0.002378324	0	0	0.002378324	0	0	0	0.002378324	0.002707563	0	0	0.002707563	0	0	0	0.002707563	0.01387135
0	0	0	0	0	0	0	0	0	0	0	0	0	0	0	0	0	0	0	0
0	0.000276949	0.000360539	0.000214913	0	0.002285802	0.002500715	0.000954978	0.000323486	0.000274629	0.004053809	0.000313601	0	0.002502665	0.002816266	0.000954978	0.000323486	0.000274629	0.00436936	0.032635769
0	1.164413119	2.727758409	3.042338489	0	11.22032952	14.262668	10.33696804	2.675915825	7.516385427	34.7919373	4.439373182	0	12.28484849	16.72422167	10.33696804	2.675915825	7.516385427	37.25349097	228.5771136
0	0	0.050162341	0.016601506	0	0	0.016601506	0	0	0	0.016601506	0.018899711	0	0	0.018899711	0	0	0	0.018899711	0.166792417
0	0	0	0	0	0	0	0	0	0	0	0	0	0	0	0	0	0	0	0
0	0.006145475	0.007994551	0.004742529	0	0.050787453	0.055529982	0.023397809	0.007813522	0.007026627	0.093767941	0.006920287	0	0.055605868	0.062526156	0.023397809	0.007813522	0.007026627	0.100764115	0.720667543
0.001695177	0.425197331	0.623003746	0.726031203	0.231098002	1.339536015	2.29666522	1.723093385	0.413226244	2.397675299	6.830660148	1.059423026	0.337217662	1.466623327	2.863264015	1.723093385	0.413226244	2.397675299	7.397258942	23.8457571
0.008719363	0	1.440908731	2.492305678	0.046140836	0	2.538446514	0	0	0	2.538446514	2.837324314	0.052528274	0	2.889852589	0	0	0	2.889852589	7.187704047
0	0	0	0	0	0	0	0	0	0	0	0	0	0	0	0	0	0	0	0
0.000236158	0.059605287	0.084891123	0.054809495	0.032614265	0.180962723	0.268386483	0.225355393	0.052980139	0.294891239	0.841613255	0.079977887	0.04759066	0.198131403	0.32569995	0.225355393	0.052980139	0.294891239	0.898926721	2.291838094
0.005613528	0	0.715099324	0.883603841	0.01870323	0	0.902307071	0	0	0	0.902307071	1.005924227	0.021292383	0	1.027216611	0	0	0	1.027216611	2.336349981
0	0	0	0	0	0	0	0	0	0	0	0	0	0	0	0	0	0	0	0
0	0.01232597	0.192645787	5.19304645	0	2.066066726	7.259113175	3.552521782	5.533309531	5.912855469	22.25779996	6.253165658	0	2.246160652	8.49932631	3.552521782	5.533309531	5.912855469	23.49801309	59.37384106
0	0.834184549	2.083112352	2.748198695	0	9.860940013	12.60913871	8.910774563	2.19230614	6.563308977	30.27552839	4.009951485	0	10.79648505	14.80643653	8.910774563	2.19230614	6.563308977	32.47282621	167.4390993
0	0	0.175267428	0.040294668	0	0	0.040294668	0	0	0	0.040294668	0.0458728	0	0	0.0458728	0	0	0	0.0458728	0.716884779
0	0	0	0	0	0	0	0	0	0	0	0	0	0	0	0	0	0	0	0
0	0.003891808	0.005031651	0.002931066	0	0.032344307	0.035275373	0.017008685	0.005948289	0.005334722	0.06356707	0.004277004	0	0.035412945	0.039689949	0.017008685	0.005948289	0.005334722	0.067981646	0.446670827
0	0.000400077	0.018099931	0.037613594	0	0.001253938	0.038867532	0.390761184	0.095449234	0.002282433	0.527360384	0.054885668	0	0.001372904	0.056258573	0.390761184	0.095449234	0.002282433	0.544751424	0.939145042
0	0	0.060166412	0.037504937	0	0	0.037504937	0	0	0	0.037504937	0.042696877	0	0	0.042696877	0	0	0	0.042696877	0.136789781
0.000382835	0.033231329	0.083958455	0.133963512	0.052273078	0.248056655	0.434293245	0.140605873	0.032782586	0.263647054	0.871328759	0.195479242	0.076276753	0.271590813	0.543346809	0.140605873	0.032782586	0.263647054	0.980382322	3.061442818
0.110352129	0	2.47433481	0.258159482	0.069397153	0	0.327556635	0	0	0	0.327556635	0.293894919	0.079003376	0	0.372898295	0	0	0	0.372898295	1.090166576
0	0	0	0	0	0	0	0	0	0	0	0	0	0	0	0	0	0	0	0
0.004255469	0	0.036791082	0.001625883	0.000939207	0	0.00256509	0	0	0	0.00256509	0.116134507	0.067086228	0	0.183220735	0	0	0	0.183220735	0.453006532
6.87445E-05	0.008143411	0.021503036	0.035684269	0.010046801	0.051325364	0.097056434	0.047905899	0.010591439	0.052994427	0.208548199	0.052070401	0.014660268	0.056194813	0.122925483	0.047905899	0.010591439	0.052994427	0.234417248	0.830576118
0.0046921	0	0.175832608	0.052707733	0.010346117	0	0.06305385	0	0	0	0.06305385	0.060003741	0.011778267	0	0.071782008	0	0	0	0.071782008	0.173464972
0	0	0	0	0	0	0	0	0	0	0	0	0	0	0	0	0	0	0	0
0.000214032	0	0.009519459	0.000448623	5.32281E-05	0	0.000501852	0	0	0	0.000501852	0.032044535	0.003802008	0	0.035846543	0	0	0	0.035846543	0.136222295
0.000599817	0.001968333	0.014119533	0.024819769	0.077548742	0.01250829	0.1148768	0.01796087	0.004120277	0.01131504	0.148272988	0.036216948	0.113158942	0.013695003	0.163070893	0.01796087	0.004120277	0.01131504	0.196467081	0.577425546
0.007433138	0	0.091620692	0.035072893	0.003536104	0	0.038608997	0	0	0	0.038608997	0.039927819	0.004025586	0	0.043953404	0	0	0	0.043953404	0.100437219
0	0	0	0	0	0	0	0	0	0	0	0	0	0	0	0	0	0	0	0
0.004362581	0	0.044008076	0.007281518	0.00105087	0	0.008332389	0	0	0	0.008332389	0.520108463	0.075062154	0	0.595170617	0	0	0	0.595170617	1.702691954
0	0.000927318	0.004177535	0.002448757	0	0.004464229	0.006912986	0.00153916	0.000470538	0.001275857	0.010198541	0.003573221	0	0.004887769	0.00846099	0.00153916	0.000470538	0.001275857	0.011746544	0.119731576
0	0	0.073338744	0.025602619	0	0	0.025602619	0	0	0	0.025602619	0.029146636	0	0	0.029146636	0	0	0	0.029146636	0.029527266
0	0	0	0	0	0	0	0	0	0	0	0	0	0	0	0	0	0	0	0
0	0	0.429542581	0.043446964	0	0	0.043446964	0	0	0	0.043446964	3.035801993	0	0	3.035801993	0	0	0	3.035801993	39.6867283
0	1.6836E-05	0.001408086	0.005488087	0	1.33296E-06	0.00548942	0.000565695	0.000152092	0.001321994	0.007529201	0.008008204	0	1.45943E-06	0.008009664	0.000565695	0.000152092	0.001321994	0.010049445	0.278260073
0.789733015	0	12.49253129	0.675979504	2.264763582	0	2.940743086	0	0	0	2.940743086	0.769551208	2.578260941	0	3.34781215	0	0	0	3.34781215	2.975670634
0	0	0	0	0	0	0	0	0	0	0	0	0	0	0	0	0	0	0	0
0.039754566	0	0.395922655	0.050849933	0.008272583	0	0.059122516	0	0	0	0.059122516	2.216742743	0.536990649	0	2.753733392	0	0	0	2.753733392	13.067272
0	1.985478841	4.258954806	4.009723642	0	17.37197257	21.38169621	20.35681104	5.521635106	14.88223507	62.14237744	5.850979325	0	19.02012332	24.87110264	20.35681104	5.521635106	14.88223507	65.63178387	367.1454641
0	0	0.041959489	0.029287582	0	0	0.029287582	0	0	0	0.029287582	0.033341965	0	0	0.033341965	0	0	0	0.033341965	0.417298643
0	0	0	0	0	0	0	0	0	0	0	0	0	0	0	0	0	0	0	0

N2O_IDLEX	N2O_STREX	N2O_TOTEX	ROG_RUNEX	ROG_IDLEX	ROG_STREX	ROG_TOTEX	ROG_DIURN	ROG_HOTSOAK	ROG_RUNLOSS	ROG_TOTAL	TOG_RUNEX	TOG_IDLEX	TOG_STREX	TOG_TOTEX	TOG_DIURN	TOG_HOTSOAK	TOG_RUNLOSS	TOG_TOTAL	CO_RUNEX
0	0.039944258	0.051801242	0.030436431	0	0.331314178	0.361750609	0.234917235	0.081796666	0.08270622	0.761170731	0.044412769	0	0.362747322	0.407160091	0.234917235	0.081796666	0.08270622	0.806580213	4.622257933
0	0.223665458	0.659468077	1.340147332	0	3.091413181	4.431560513	4.152274124	1.078555407	3.116001016	12.77839106	1.95553984	0	3.38470831	5.34024815	4.152274124	1.078555407	3.116001016	13.6870787	67.00457566
0	0	0.00024705	0.001054731	0	0	0.001054731	0	0	0	0.001054731	0.001200741	0	0	0.001200741	0	0	0	0.001200741	0.007556315
0	0	0	0	0	0	0	0	0	0	0	0	0	0	0	0	0	0	0	0
0	0.000353322	0.000457453	0.000269266	0	0.002933388	0.003202654	0.001227025	0.000411523	0.000351728	0.00519293	0.000392912	0	0.003211691	0.003604603	0.001227025	0.000411523	0.000351728	0.005594879	0.040870616
0	1.154804183	2.659081168	2.83493633	0	10.72912885	13.56406518	10.2696291	2.619429247	7.474899371	33.9280229	4.136732438	0	11.74704559	15.88377803	10.2696291	2.619429247	7.474899371	36.24773574	221.3665352
0	0	0.050221599	0.016554591	0	0	0.016554591	0	0	0	0.016554591	0.018846302	0	0	0.018846302	0	0	0	0.018846302	0.168994453
0	0	0	0	0	0	0	0	0	0	0	0	0	0	0	0	0	0	0	0
0	0.006979983	0.009017623	0.005263753	0	0.058111166	0.06337492	0.026506797	0.008957752	0.007931391	0.106770859	0.007680857	0	0.063624412	0.071305269	0.026506797	0.008957752	0.007931391	0.114701209	0.799489778
0.001658475	0.412569465	0.590027983	0.635533951	0.222775077	1.275238585	2.133547614	1.649904833	0.390517278	2.293616592	6.467586316	0.927369649	0.32507287	1.396225734	2.648668253	1.649904833	0.390517278	2.293616592	6.982706955	22.39339703
0.008554314	0	1.41137067	2.30950476	0.045666182	0	2.355170942	0	0	0	2.355170942	2.629217623	0.051987913	0	2.681205536	0	0	0	2.681205536	6.590437112
0	0	0	0	0	0	0	0	0	0	0	0	0	0	0	0	0	0	0	0
0.000228728	0.057519459	0.080035284	0.045900805	0.031245789	0.170694705	0.247841299	0.215853938	0.049874162	0.280792692	0.794362092	0.066978347	0.045593782	0.186889216	0.299461345	0.215853938	0.049874162	0.280792692	0.845982138	2.12811752
0.005605171	0	0.707224833	0.839340303	0.018832785	0	0.858173088	0	0	0	0.858173088	0.955533132	0.021439874	0	0.976973006	0	0	0	0.976973006	2.20888986
0	0	0	0	0	0	0	0	0	0	0	0	0	0	0	0	0	0	0	0
0	0.011902246	0.189829589	5.040237961	0	2.01136831	7.05160627	3.57201002	5.55268218	5.957395342	22.13369381	6.08970145	0	2.186928532	8.276629983	3.57201002	5.55268218	5.957395342	23.35871753	57.8275345
0	0.806331513	1.962322965	2.466746727	0	9.115271305	11.58201803	8.765206931	2.117879936	6.445271335	28.91037623	3.599471034	0	9.980074719	13.57954575	8.765206931	2.117879936	6.445271335	30.90790395	157.6491761
0	0	0.168642228	0.036780211	0	0	0.036780211	0	0	0	0.036780211	0.041871824	0	0	0.041871824	0	0	0	0.041871824	0.687238696
0	0	0	0	0	0	0	0	0	0	0	0	0	0	0	0	0	0	0	0
0	0.004417258	0.005673315	0.003254574	0	0.036980578	0.040235151	0.019654174	0.006735406	0.006293553	0.072918284	0.004749066	0	0.040489078	0.045238144	0.019654174	0.006735406	0.006293553	0.077921277	0.495625076
0	0.000393284	0.016386663	0.031226998	0	0.001172142	0.03239914	0.360225078	0.086186199	0.002080275	0.480890692	0.045566362	0	0.001283348	0.04684971	0.360225078	0.086186199	0.002080275	0.495341262	0.752620271
0	0	0.059587642	0.036301508	0	0	0.036301508	0	0	0	0.036301508	0.041326854	0	0	0.041326854	0	0	0	0.041326854	0.131674719
0.000370204	0.032138999	0.077035193	0.112074407	0.051148891	0.234491235	0.397714533	0.133542716	0.030443179	0.248034759	0.809735186	0.163538712	0.074636341	0.256738386	0.494913439	0.133542716	0.030443179	0.248034759	0.906934093	2.524775287
0.110925007	0	2.469592157	0.227861242	0.067654792	0	0.295516034	0	0	0	0.295516034	0.259402679	0.077019831	0	0.336422509	0	0	0	0.336422509	1.006320438
0	0	0	0	0	0	0	0	0	0	0	0	0	0	0	0	0	0	0	0
0.004477946	0	0.037866661	0.001683319	0.000978047	0	0.002661366	0	0	0	0.002661366	0.120237097	0.069860484	0	0.190097581	0	0	0	0.190097581	0.464186015
6.49484E-05	0.00785422	0.01970377	0.030512651	0.009680218	0.049073272	0.08926614	0.047471417	0.010223213	0.052443367	0.199404136	0.044523988	0.014125351	0.053729055	0.112378394	0.047471417	0.010223213	0.052443367	0.22251639	0.709882111
0.004798987	0	0.174711637	0.051076503	0.010698691	0	0.061775195	0	0	0	0.061775195	0.058146711	0.012179646	0	0.070326357	0	0	0	0.070326357	0.168642227
0	0	0	0	0	0	0	0	0	0	0	0	0	0	0	0	0	0	0	0
0.000221392	0	0.009594213	0.000463664	5.4398E-05	0	0.000518062	0	0	0	0.000518062	0.033118886	0.003885568	0	0.037004454	0	0	0	0.037004454	0.138553346
0.00059857	0.00201844	0.013719339	0.022647138	0.078296048	0.012485135	0.113428321	0.018563677	0.004129506	0.011575591	0.147697095	0.033046651	0.114249409	0.013669651	0.160965711	0.018563677	0.004129506	0.011575591	0.195234485	0.533400824
0.00731993	0	0.089961353	0.033054086	0.003475668	0	0.036529754	0	0	0	0.036529754	0.037629561	0.003956784	0	0.041586345	0	0	0	0.041586345	0.09565489
0	0	0	0	0	0	0	0	0	0	0	0	0	0	0	0	0	0	0	0
0.00450598	0	0.044748473	0.007349697	0.001077666	0	0.008427364	0	0	0	0.008427364	0.524978387	0.076976178	0	0.601954565	0	0	0	0.601954565	1.709550924
0	0.000897634	0.004108955	0.002375965	0	0.00439911	0.006775075	0.001411037	0.000423434	0.001249823	0.009859369	0.003467003	0	0.004816471	0.008283474	0.001411037	0.000423434	0.001249823	0.011367768	0.120476145
0	0	0.071195068	0.024892462	0	0	0.024892462	0	0	0	0.024892462	0.028338177	0	0	0.028338177	0	0	0	0.028338177	0.028687212
0	0	0	0	0	0	0	0	0	0	0	0	0	0	0	0	0	0	0	0
0	0	0.419732676	0.04466493	0	0	0.04466493	0	0	0	0.04466493	3.124018234	0	0	3.124018234	0	0	0	3.124018234	40.18023037
0	1.26685E-05	0.001279199	0.004707962	0	1.19066E-06	0.004709153	0.000472148	0.000123595	0.001082014	0.006386909	0.006869847	0	1.30363E-06	0.006871151	0.000472148	0.000123595	0.001082014	0.008548907	0.252030035
0.788297551	0	12.41736703	0.666931547	2.301518872	0	2.96845042	0	0	0	2.96845042	0.759250799	2.620104042	0	3.37935484	0	0	0	3.37935484	2.880466874
0	0	0	0	0	0	0	0	0	0	0	0	0	0	0	0	0	0	0	0
0.040621506	0	0.399026093	0.047601909	0.008192299	0	0.055794208	0	0	0	0.055794208	2.125445976	0.536595184	0	2.66204116	0	0	0	2.66204116	12.8492821
0	1.935900068	4.122637568	3.658721356	0	16.30491586	19.96363721	19.85886749	5.283563416	14.54196038	59.6480285	5.338797614	0	17.85183053	23.19062814	19.85886749	5.283563416	14.54196038	62.87501942	350.9637285
0	0	0.036997106	0.024070609	0	0	0.024070609	0	0	0	0.024070609	0.027402788	0	0	0.027402788	0	0	0	0.027402788	0.358635401
0	0	0	0	0	0	0	0	0	0	0	0	0	0	0	0	0	0	0	0
0	0.041645275	0.053662195	0.031040289	0	0.347833567	0.378873856	0.259156912	0.086451381	0.095081153	0.819563302	0.045293916	0	0.380833973	0.42612789	0.259156912	0.086451381	0.095081153	0.866817336	4.714532904
0	0.212751058	0.607905303	1.182776232	0	2.812177802	3.994954034	3.978465542	1.012236179	2.959064551	11.94472031	1.725904301	0	3.078980719	4.80488502	3.978465542	1.012236179	2.959064551	12.75465129	60.94358189
0	0	0.000148696	0.000722885	0	0	0.000722885	0	0	0	0.000722885	0.000822957	0	0	0.000822957	0	0	0	0.000822957	0.005113482
0	0	0	0	0	0	0	0	0	0	0	0	0	0	0	0	0	0	0	0
0	0.000439157	0.000566018	0.000329497	0	0.003664459	0.003993956	0.001529615	0.000509824	0.000436026	0.006469421	0.000480801	0	0.004012122	0.004492923	0.001529615	0.000509824	0.000436026	0.006968387	0.050006898
0	1.149035235	2.602267266	2.652737139	0	10.28621548	12.93895262	10.09037552	2.543540876	7.339009605	32.91187861	3.870867806	0	11.2621112	15.132979	10.09037552	2.543540876	7.339009605	35.105905	215.5254762
0	0	0.050139397	0.016633252	0	0	0.016633252	0	0	0	0.016633252	0.018935851	0	0	0.018935851	0	0	0	0.018935851	0.170852175
0	0	0	0	0	0	0	0	0	0	0	0	0	0	0	0	0	0	0	0
0	0.007839826	0.010067695	0.005789855	0	0.065705797	0.071495653	0.030215748	0.010160268	0.009132731	0.1210044	0.008448543	0	0.071939578	0.080388121	0.030215748	0.010160268	0.009132731	0.129896868	0.879320598
0.001621673	0.399965706	0.55916286	0.559665572	0.214861161	1.216779123	1.991305856	1.569899628	0.368085255	2.184713906	6.114004645	0.816662688	0.313524902	1.332219981	2.462407571	1.569899628	0.368085255	2.184713906	6.585106361	21.06988449
0.008375342	0	1.37958561	2.140462583	0.045092158	0	2.185554741	0	0	0	2.185554741	2.436774343	0.051334424	0	2.488108767	0	0	0	2.488108767	6.041794786
0	0	0	0	0	0	0	0	0	0	0	0	0	0	0	0	0	0	0	0
0.000221185	0.055420779	0.075447724	0.038468908	0.029901616	0.161119371	0.229489896	0.20942386	0.04712137	0.271212191	0.757247317	0.056133741	0.043632368	0.176405431	0.27617154	0.20942386	0.04712137	0.271212191	0.803928961	1.981033035
0.005584559	0	0.697817844	0.799229361	0.01891133	0	0.818140691	0	0	0	0.818140691	0.909869491	0.021529292	0	0.931398783	0	0	0	0.931398783	2.095971284
0	0	0	0	0	0	0	0	0	0	0	0	0	0	0	0	0	0	0	0
0	0.011517853	0.187234418	4.894199104	0	1.963036604	6.857235708	3.555747316	5.572939126	5.989125103	21.97504725	5.932135542	0	2.134596159	8.066731701	3.555747316	5.572939126	5.989125103	23.18454325	56.39744916
0	0.784089274	1.861791256	2.226299979	0	8.46882385	10.69512383	8.524652212	2.032093321	6.25093719	27.50280655	3.248611703	0	9.272296126	12.52090783	8.524652212	2.032093321	6.25093719	29.32859055	149.4607801
0	0	0.161730693	0.033722784	0	0	0.033722784	0	0	0	0.033722784	0.038391148	0	0	0.038391148	0	0	0	0.038391148	0.653734549
0	0	0	0	0	0	0	0	0	0	0	0	0	0	0	0	0	0	0	0
0	0.004941892	0.006310561	0.003568667	0	0.041646155	0.045214823	0.023233701	0.007663849	0.007767127	0.0838795	0.005207391	0	0.045597298	0.050804689	0.023233701	0.007663849	0.007767127	0.089469366	0.543333843
0	0.000386129	0.014876838	0.025709698	0	0.001098821	0.026808519	0.328788662	0.077346529	0.001879252	0.434822962	0.037515531	0	0.001203071	0.038718601	0.328788662	0.077346529	0.001879252	0.446733044	0.592933309
0	0	0.058988344	0.035094162	0	0	0.035094162	0	0	0	0.035094162	0.039952371	0	0	0.039952371	0	0	0	0.039952371	0.12658856
0.00035605	0.030579633	0.070009917	0.093966734	0.049915276	0.221490748	0.365372758	0.126507174	0.028154856	0.233262825	0.753297613	0.137116038	0.072836254	0.24250449	0.452456781	0.126507174	0.028154856	0.233262825	0.840381636	2.077245169
0.11096095	0	2.450435728	0.201744229	0.066063023	0	0.267807252	0	0	0	0.267807252	0.229670448	0.075207723	0	0.30487817	0	0	0	0.30487817	0.932759978
0	0	0	0	0	0	0	0	0	0	0	0	0	0	0	0	0	0	0	0

N2O_IDLEX	N2O_STREX	N2O_TOTEX	ROG_RUNEX	ROG_IDLEX	ROG_STREX	ROG_TOTEX	ROG_DIURN	ROG_HOTSOAK	ROG_RUNLOSS	ROG_TOTAL	TOG_RUNEX	TOG_IDLEX	TOG_STREX	TOG_TOTEX	TOG_DIURN	TOG_HOTSOAK	TOG_RUNLOSS	TOG_TOTAL	CO_RUNEX
0.00466996	0	0.038706546	0.001729909	0.001010364	0	0.002740273	0	0	0	0.002740273	0.123564943	0.072168836	0	0.195733779	0	0	0	0.195733779	0.473023232
6.13058E-05	0.007460882	0.01795452	0.026633137	0.009344993	0.047222571	0.083200701	0.048036352	0.010021927	0.053099729	0.194358708	0.038863011	0.013636191	0.051702771	0.104201974	0.048036352	0.010021927	0.053099729	0.215359981	0.621385555
0.004888891	0	0.173610404	0.049181149	0.011004033	0	0.060185182	0	0	0	0.060185182	0.055988994	0.012527254	0	0.068516248	0	0	0	0.068516248	0.163423187
0	0	0	0	0	0	0	0	0	0	0	0	0	0	0	0	0	0	0	0
0.000227534	0	0.00962337	0.000474564	5.53636E-05	0	0.000529928	0	0	0	0.000529928	0.033897442	0.003954546	0	0.037851988	0	0	0	0.037851988	0.139970103
0.00059571	0.002047169	0.013332464	0.020904289	0.078874048	0.012463532	0.112241869	0.020468094	0.00429223	0.012838227	0.14984042	0.03050349	0.115092826	0.013645999	0.159242314	0.020468094	0.00429223	0.012838227	0.196840865	0.493689877
0.007176608	0	0.088005358	0.030867604	0.003410958	0	0.034278563	0	0	0	0.034278563	0.035140418	0.003883116	0	0.039023534	0	0	0	0.039023534	0.090379257
0	0	0	0	0	0	0	0	0	0	0	0	0	0	0	0	0	0	0	0
0.004637627	0	0.045341512	0.007395933	0.001102167	0	0.008498099	0	0	0	0.008498099	0.528280894	0.078726186	0	0.60700708	0	0	0	0.60700708	1.711937756
0	0.000871942	0.004028778	0.002280652	0	0.004324119	0.006604771	0.001361525	0.000392256	0.001254978	0.00961353	0.003327922	0	0.004734366	0.008062288	0.001361525	0.000392256	0.001254978	0.011071047	0.120015271
0	0	0.066293166	0.023391025	0	0	0.023391025	0	0	0	0.023391025	0.026628905	0	0	0.026628905	0	0	0	0.026628905	0.026981373
0	0	0	0	0	0	0	0	0	0	0	0	0	0	0	0	0	0	0	0
0	0	0.401560941	0.046192965	0	0	0.046192965	0	0	0	0.046192965	3.235195427	0	0	3.235195427	0	0	0	3.235195427	40.57631138
0	1.02556E-05	0.001142758	0.003797502	0	1.04586E-06	0.003798548	0.000372569	9.53957E-05	0.000833708	0.005100221	0.005541306	0	1.14509E-06	0.005542451	0.000372569	9.53957E-05	0.000833708	0.006844124	0.219363822
0.785460749	0	12.33084912	0.659128128	2.332706677	0	2.991834805	0	0	0	2.991834805	0.7503672	2.655608983	0	3.405976183	0	0	0	3.405976183	2.796568532
0	0	0	0	0	0	0	0	0	0	0	0	0	0	0	0	0	0	0	0
0.041301608	0	0.400618153	0.044432077	0.008096141	0	0.052528218	0	0	0	0.052528218	2.029604968	0.534690158	0	2.564295127	0	0	0	2.564295127	12.59285188
0	1.892084365	4.005886878	3.362001624	0	15.34195339	18.70395502	19.13956387	5.023199364	14.0111226	56.87784085	4.905824878	0	16.79750784	21.70333272	19.13956387	5.023199364	14.0111226	59.87721855	337.0652241
0	0	0.032575662	0.018771186	0	0	0.018771186	0	0	0	0.018771186	0.021369748	0	0	0.021369748	0	0	0	0.021369748	0.301368136
0	0	0	0	0	0	0	0	0	0	0	0	0	0	0	0	0	0	0	0
0	0.043140707	0.055264958	0.031496264	0	0.362690673	0.394186937	0.281201471	0.09049643	0.106317231	0.872202069	0.045959275	0	0.397100634	0.443059909	0.281201471	0.09049643	0.106317231	0.921075041	4.784626482
0	0.202770262	0.560726995	1.038272903	0	2.554953586	3.593226489	3.737704591	0.936775953	2.747318248	11.01502528	1.515045383	0	2.797352579	4.312397962	3.737704591	0.936775953	2.747318248	11.73419675	55.30741352
0	0	8.31568E-05	0.000364562	0	0	0.000364562	0	0	0	0.000364562	0.00041503	0	0	0.00041503	0	0	0	0.00041503	0.002589706
0	0	0	0	0	0	0	0	0	0	0	0	0	0	0	0	0	0	0	0
0	0.000534673	0.000686461	0.0003957	0	0.004481317	0.004877017	0.00186974	0.000621753	0.000531112	0.007899622	0.000577405	0	0.004906478	0.005483882	0.00186974	0.000621753	0.000531112	0.008506487	0.060050592
0	1.145907756	2.555370165	2.494079818	0	9.881191841	12.37527166	9.791476474	2.457451305	7.105115539	31.72931498	3.639355415	0	10.8186613	14.45801671	9.791476474	2.457451305	7.105115539	33.81206003	210.6521693
0	0	0.050021363	0.01672335	0	0	0.01672335	0	0	0	0.01672335	0.019038422	0	0	0.019038422	0	0	0	0.019038422	0.17261972
0	0	0	0	0	0	0	0	0	0	0	0	0	0	0	0	0	0	0	0
0	0.008717196	0.011134808	0.00631644	0	0.073504525	0.079820965	0.035076157	0.011669288	0.010923985	0.137490395	0.009216935	0	0.080478202	0.089695137	0.035076157	0.011669288	0.010923985	0.147364567	0.959283228
0.00158174	0.387277414	0.528776792	0.481631189	0.206792774	1.145339472	1.833763435	1.450955403	0.340182217	2.020101179	5.645002234	0.7027951	0.301751531	1.254002555	2.258549186	1.450955403	0.340182217	2.020101179	6.069787985	19.17207884
0.008191379	0	1.345582613	1.981497377	0.044462127	0	2.025959504	0	0	0	2.025959504	2.255803025	0.050617175	0	2.3064202	0	0	0	2.3064202	5.540204243
0	0	0	0	0	0	0	0	0	0	0	0	0	0	0	0	0	0	0	0
0.00021349	0.053330183	0.071139013	0.03211645	0.028573368	0.151386503	0.212076321	0.197279783	0.043905372	0.254688593	0.70795007	0.046864248	0.041694192	0.165749165	0.254307606	0.197279783	0.043905372	0.254688593	0.750181354	1.841924621
0.005550745	0	0.686325319	0.760732784	0.018934402	0	0.779667187	0	0	0	0.779667187	0.866043698	0.021555558	0	0.887599256	0	0	0	0.887599256	1.990752068
0	0	0	0	0	0	0	0	0	0	0	0	0	0	0	0	0	0	0	0
0	0.011163754	0.184910186	4.763543031	0	1.919265915	6.682808946	3.545413772	5.595382147	6.02356719	21.84717205	5.791117734	0	2.087207144	7.878324878	3.545413772	5.595382147	6.02356719	23.04268799	55.11706242
0	0.76668778	1.778559039	2.019770787	0	7.908884546	9.928655334	8.1561749	1.93762017	5.956726797	25.9791772	2.947244792	0	8.659233069	11.60647786	8.1561749	1.93762017	5.956726797	27.65699973	142.2160112
0	0	0.155238387	0.030447816	0	0	0.030447816	0	0	0	0.030447816	0.034662814	0	0	0.034662814	0	0	0	0.034662814	0.618223305
0	0	0	0	0	0	0	0	0	0	0	0	0	0	0	0	0	0	0	0
0	0.005473173	0.006953243	0.003880452	0	0.046401957	0.050282409	0.025390401	0.00830666	0.008432633	0.092412103	0.005662346	0	0.050804302	0.056466648	0.025390401	0.00830666	0.008432633	0.098596343	0.590699685
0	0.000379096	0.013450401	0.019896164	0	0.001033791	0.020929956	0.293802777	0.068359144	0.001660769	0.384752645	0.029032436	0	0.001131872	0.030164307	0.293802777	0.068359144	0.001660769	0.393986997	0.419549054
0	0	0.058411738	0.033917386	0	0	0.033917386	0	0	0	0.033917386	0.038612689	0	0	0.038612689	0	0	0	0.038612689	0.121631936
0.000341488	0.029145315	0.063670279	0.078374408	0.048579417	0.208950494	0.335904319	0.117473869	0.025760814	0.214865554	0.694004556	0.114363752	0.070886972	0.22877449	0.414025214	0.117473869	0.025760814	0.214865554	0.772125451	1.70115496
0.110367602	0	2.417028846	0.179402702	0.064485449	0	0.243888151	0	0	0	0.243888151	0.20423632	0.073411775	0	0.277648095	0	0	0	0.277648095	0.866891211
0	0	0	0	0	0	0	0	0	0	0	0	0	0	0	0	0	0	0	0
0.004828895	0	0.039281655	0.001762759	0.001036277	0	0.002799036	0	0	0	0.002799036	0.125911375	0.07401978	0	0.199931155	0	0	0	0.199931155	0.478685825
5.77574E-05	0.007079903	0.016332518	0.023047129	0.008996499	0.044855932	0.07689956	0.046667133	0.009573372	0.05150712	0.184647186	0.033630317	0.01312767	0.049111599	0.095869587	0.046667133	0.009573372	0.05150712	0.203617212	0.53653781
0.004952578	0	0.172564014	0.046757584	0.011229418	0	0.057987002	0	0	0	0.057987002	0.053229951	0.012783838	0	0.066013788	0	0	0	0.066013788	0.157436577
0	0	0	0	0	0	0	0	0	0	0	0	0	0	0	0	0	0	0	0
0.000232437	0	0.00963275	0.000482709	5.61044E-05	0	0.000538814	0	0	0	0.000538814	0.03447923	0.00400746	0	0.03848669	0	0	0	0.03848669	0.140999012
0.000590921	0.002093651	0.013136272	0.019582199	0.079318447	0.01258486	0.111485505	0.022777392	0.004547862	0.014508144	0.153318902	0.028574298	0.115741291	0.013778837	0.158094427	0.022777392	0.004547862	0.014508144	0.199927824	0.460984412
0.007002024	0	0.085752728	0.028544429	0.003340046	0	0.031884475	0	0	0	0.031884475	0.03249566	0.003802388	0	0.036298048	0	0	0	0.036298048	0.084691495
0	0	0	0	0	0	0	0	0	0	0	0	0	0	0	0	0	0	0	0
0.004753411	0	0.045749265	0.007414633	0.001123513	0	0.008538145	0	0	0	0.008538145	0.529616619	0.080250909	0	0.609867528	0	0	0	0.609867528	1.708683202
0	0.000844483	0.003988631	0.00223423	0	0.004168642	0.006402872	0.001223531	0.000346429	0.00118786	0.009160693	0.003260183	0	0.004564139	0.007824322	0.001223531	0.000346429	0.00118786	0.010582143	0.11991264
0	0	0.060548016	0.021492724	0	0	0.021492724	0	0	0	0.021492724	0.024467834	0	0	0.024467834	0	0	0	0.024467834	0.024809186
0	0	0	0	0	0	0	0	0	0	0	0	0	0	0	0	0	0	0	0
0	0	0.379005879	0.047939536	0	0	0.047939536	0	0	0	0.047939536	3.36179012	0	0	3.36179012	0	0	0	3.36179012	40.85228422
0	8.71456E-06	0.001009016	0.003316251	0	8.97611E-07	0.003317148	0.000290719	7.17303E-05	0.000628249	0.004307846	0.004839065	0	9.82771E-07	0.004840048	0.000290719	7.17303E-05	0.000628249	0.005830746	0.207744713
0.78183153	0	12.24005265	0.651566323	2.359372102	0	3.010938426	0	0	0	3.010938426	0.741758661	2.68596554	0	3.427724201	0	0	0	3.427724201	2.721590905
0	0	0	0	0	0	0	0	0	0	0	0	0	0	0	0	0	0	0	0
0.041755099	0	0.400427245	0.041638047	0.007986334	0	0.049624381	0	0	0	0.049624381	1.929867562	0.530643803	0	2.460511365	0	0	0	2.460511365	12.27882089
0	1.85288349	3.905699374	3.111129984	0	14.44777336	17.55890335	18.63348084	4.788070624	13.6581253	54.63858011	4.539753569	0	15.81849326	20.35824683	18.63348084	4.788070624	13.6581253	57.43792359	325.3406989
0	0	0.028586301	0.014151017	0	0	0.014151017	0	0	0	0.014151017	0.016109991	0	0	0.016109991	0	0	0	0.016109991	0.250133983
0	0	0	0	0	0	0	0	0	0	0	0	0	0	0	0	0	0	0	0
0	0.044434562	0.056621042	0.031821492	0	0.375886827	0.407708319	0.294287122	0.092434616	0.112684907	0.907114964	0.046433847	0	0.411548761	0.457982608	0.294287122	0.092434616	0.112684907	0.957389253	4.835365579
0	0.193513687	0.517392572	0.908324566	0	2.316219846	3.224544412	3.513173641	0.868774693	2.562613158	10.1691059	1.325425074	0	2.535969184	3.861394258	3.513173641	0.868774693	2.562613158	10.80595575	50.24461739
0	0	3.41009E-05	9.4897E-05	0	0	9.4897E-05	0	0	0	9.4897E-05	0.000108034	0	0	0.000108034	0	0	0	0.000108034	0.000677088
0	0	0	0	0	0	0	0	0	0	0	0	0	0	0	0	0	0	0	0
0	0.000640171	0.000819135	0.000468013	0	0.005387066	0.005855079	0.002267171	0.000751498	0.000647104	0.009520852	0.000682924	0	0.005898159	0.006581083	0.002267171	0.000751498	0.000647104	0.010246856	0.071027182

N2O_IDLEX	N2O_STREX	N2O_TOTEX	ROG_RUNEX	ROG_IDLEX	ROG_STREX	ROG_TOTEX	ROG_DIURN	ROG_HOTSOAK	ROG_RUNLOSS	ROG_TOTAL	TOG_RUNEX	TOG_IDLEX	TOG_STREX	TOG_TOTEX	TOG_DIURN	TOG_HOTSOAK	TOG_RUNLOSS	TOG_TOTAL	CO_RUNEX
0	1.144904472	2.516881657	2.359583107	0	9.512108288	11.87169139	9.629323752	2.382640383	6.980365289	30.86402082	3.44309813	0	10.41456126	13.8576594	9.629323752	2.382640383	6.980365289	32.84998882	206.7895841
0	0	0.049832412	0.016816787	0	0	0.016816787	0	0	0	0.016816787	0.019144794	0	0	0.019144794	0	0	0	0.019144794	0.174204727
0	0	0	0	0	0	0	0	0	0	0	0	0	0	0	0	0	0	0	0
0	0.009611554	0.012219105	0.006844869	0	0.081501867	0.088346736	0.039662084	0.013042676	0.01253193	0.153583426	0.009988016	0	0.089234286	0.099222302	0.039662084	0.013042676	0.01253193	0.164458992	1.039650534
0.001540077	0.374837127	0.499220835	0.381293558	0.198834014	1.068002811	1.648130383	1.34143846	0.313581255	1.865548526	5.168698624	0.556382665	0.290138126	1.169328646	2.015849438	1.34143846	0.313581255	1.865548526	5.536417679	16.96154381
0.007997062	0	1.308938852	1.830134188	0.043749907	0	1.873884095	0	0	0	1.873884095	2.083486098	0.04980636	0	2.133292458	0	0	0	2.133292458	5.075937417
0	0	0	0	0	0	0	0	0	0	0	0	0	0	0	0	0	0	0	0
0.000205767	0.051248107	0.067122649	0.026522428	0.027283536	0.142210105	0.196016068	0.186284129	0.04106367	0.240262464	0.663626331	0.038701464	0.039812071	0.155702165	0.2342157	0.186284129	0.04106367	0.240262464	0.701825963	1.718204302
0.005501583	0	0.672727035	0.723525456	0.018895058	0	0.742420515	0	0	0	0.742420515	0.823685629	0.021510767	0	0.845196396	0	0	0	0.845196396	1.891090076
0	0	0	0	0	0	0	0	0	0	0	0	0	0	0	0	0	0	0	0
0	0.010796483	0.182728806	4.642231404	0	1.876282452	6.518513856	3.476268034	5.608803838	6.029679316	21.63326504	5.65996116	0	2.040669396	7.700630556	3.476268034	5.608803838	6.029679316	22.81538174	53.9267319
0	0.753290887	1.711410855	1.858170133	0	7.425967838	9.284137971	7.864675572	1.852909343	5.727180192	24.72890308	2.711437496	0	8.13050006	10.84193756	7.864675572	1.852909343	5.727180192	26.28670266	136.789659
0	0	0.149017907	0.02767955	0	0	0.02767955	0	0	0	0.02767955	0.031511328	0	0	0.031511328	0	0	0	0.031511328	0.585451693
0	0	0	0	0	0	0	0	0	0	0	0	0	0	0	0	0	0	0	0
0	0.006004613	0.007593725	0.004186591	0	0.051191154	0.055377745	0.027549072	0.008980947	0.009089972	0.100997735	0.006109063	0	0.05604787	0.062156933	0.027549072	0.008980947	0.009089972	0.107776924	0.63725767
0	0.000372325	0.012264847	0.015630568	0	0.000965905	0.016596473	0.263081079	0.060501189	0.001471944	0.341650686	0.022808089	0	0.001057544	0.023865633	0.263081079	0.060501189	0.001471944	0.348919846	0.292863594
0	0	0.057872113	0.032774697	0	0	0.032774697	0	0	0	0.032774697	0.037311814	0	0	0.037311814	0	0	0	0.037311814	0.116825738
0.000326666	0.027683032	0.058320343	0.065801013	0.047137281	0.197668256	0.310606549	0.10915003	0.023598931	0.198188364	0.641543874	0.096016683	0.06878261	0.216421859	0.381221152	0.10915003	0.023598931	0.198188364	0.712158476	1.402440756
0.109158934	0	2.369522432	0.160023858	0.062868622	0	0.222892481	0	0	0	0.222892481	0.182174982	0.071571141	0	0.253746122	0	0	0	0.253746122	0.807426261
0	0	0	0	0	0	0	0	0	0	0	0	0	0	0	0	0	0	0	0
0.004957238	0	0.039592169	0.001782332	0.001055965	0	0.002838296	0	0	0	0.002838296	0.127309397	0.075426066	0	0.202735463	0	0	0	0.202735463	0.48106934
5.43534E-05	0.006688359	0.014867293	0.019801556	0.008646883	0.042581475	0.071029914	0.044952816	0.009103974	0.049515344	0.174602048	0.028894385	0.012617512	0.046621355	0.088133251	0.044952816	0.009103974	0.049515344	0.191705385	0.46059216
0.004975703	0	0.171787665	0.044851458	0.011357193	0	0.056208651	0	0	0	0.056208651	0.05105997	0.0129293	0	0.06398927	0	0	0	0.06398927	0.152711463
0	0	0	0	0	0	0	0	0	0	0	0	0	0	0	0	0	0	0	0
0.000236029	0	0.00963381	0.000489089	5.66283E-05	0	0.000545717	0	0	0	0.000545717	0.034934902	0.00404488	0	0.038979783	0	0	0	0.038979783	0.141880255
0.000585137	0.00213274	0.0127164	0.017792694	0.079366385	0.012490677	0.109649756	0.023419957	0.004622143	0.014988349	0.152680206	0.025963058	0.115811242	0.013675719	0.155450019	0.023419957	0.004622143	0.014988349	0.198480469	0.417015687
0.006799023	0	0.083215636	0.02608804	0.003263663	0	0.029351703	0	0	0	0.029351703	0.029699248	0.003715432	0	0.033414679	0	0	0	0.033414679	0.078633395
0	0	0	0	0	0	0	0	0	0	0	0	0	0	0	0	0	0	0	0
0.004852632	0	0.045954801	0.007402234	0.001141327	0	0.00854356	0	0	0	0.00854356	0.528730985	0.081523326	0	0.610254311	0	0	0	0.610254311	1.698825494
0	0.000825699	0.003893527	0.00208943	0	0.004155023	0.006244454	0.001294875	0.000342783	0.001259104	0.009141214	0.003048891	0	0.004549228	0.007598119	0.001294875	0.000342783	0.001259104	0.01049488	0.118674068
0	0	0.051353212	0.018483837	0	0	0.018483837	0	0	0	0.018483837	0.021042445	0	0	0.021042445	0	0	0	0.021042445	0.021372143
0	0	0	0	0	0	0	0	0	0	0	0	0	0	0	0	0	0	0	0
0	0	0.342087189	0.046080902	0	0	0.046080902	0	0	0	0.046080902	3.227107651	0	0	3.227107651	0	0	0	3.227107651	38.55610287
0	5.59644E-06	0.000933357	0.00299024	0	8.08789E-07	0.002991049	0.000239993	5.61874E-05	0.000500505	0.003787734	0.004363351	0	8.85522E-07	0.004364237	0.000239993	5.61874E-05	0.000500505	0.005160922	0.200663725
0.781526942	0	12.24775653	0.649401174	2.39383513	0	3.043236304	0	0	0	3.043236304	0.739293804	2.725199074	0	3.464492877	0	0	0	3.464492877	2.676950773
0	0	0	0	0	0	0	0	0	0	0	0	0	0	0	0	0	0	0	0
0.042120551	0	0.400179126	0.038973441	0.007873556	0	0.046846997	0	0	0	0.046846997	1.833301556	0.526188087	0	2.359489643	0	0	0	2.359489643	11.95963396
0	1.818350042	3.820068865	2.897697666	0	13.63781136	16.53550903	18.12334205	4.544078048	13.29894922	52.50187835	4.228313633	0	14.93168682	19.16000045	18.12334205	4.544078048	13.29894922	55.12636978	315.6177581
0	0	0.025284642	0.01185186	0	0	0.01185186	0	0	0	0.01185186	0.013492555	0	0	0.013492555	0	0	0	0.013492555	0.216618872
0	0	0	0	0	0	0	0	0	0	0	0	0	0	0	0	0	0	0	0
0	0.045560894	0.057790288	0.032104931	0	0.387682675	0.419787607	0.308228636	0.093919214	0.119492706	0.941428162	0.046847441	0	0.424463731	0.471311172	0.308228636	0.093919214	0.119492706	0.992951727	4.877471178
0	0.184985662	0.477199184	0.788278506	0	2.093748185	2.882026691	3.270845522	0.794789936	2.365724265	9.313386414	1.150254146	0	2.292390717	3.442644863	3.270845522	0.794789936	2.365724265	9.874004587	45.59285477
0	0	2.3088E-05	3.08228E-05	0	0	3.08228E-05	0	0	0	3.08228E-05	3.50897E-05	0	0	3.50897E-05	0	0	0	3.50897E-05	0.000235389
0	0	0	0	0	0	0	0	0	0	0	0	0	0	0	0	0	0	0	0
0	0.000744053	0.000949	0.000538021	0	0.006287286	0.006825307	0.0026974	0.000887239	0.000780066	0.011190012	0.00078508	0	0.006883786	0.007668866	0.0026974	0.000887239	0.000780066	0.012033571	0.081615306
0	1.144980933	2.483019706	2.236245744	0	9.158613766	11.39485951	9.574746049	2.314363495	6.95044244	30.23441149	3.26312454	0	10.02752926	13.2906538	9.574746049	2.314363495	6.95044244	32.13020578	203.533413
0	0	0.049616707	0.01694435	0	0	0.01694435	0	0	0	0.01694435	0.019290016	0	0	0.019290016	0	0	0	0.019290016	0.175929608
0	0	0	0	0	0	0	0	0	0	0	0	0	0	0	0	0	0	0	0
0	0.010467175	0.013251781	0.007346824	0	0.089236004	0.096582828	0.04537516	0.014574642	0.014735247	0.171267878	0.010720468	0	0.097702192	0.108422661	0.04537516	0.014574642	0.014735247	0.18310771	1.115451375
0.001496812	0.362567301	0.471139736	0.301266321	0.191068639	1.001632179	1.493967139	1.264152607	0.291418479	1.753221904	4.802760129	0.439607109	0.27880691	1.096661158	1.815075176	1.264152607	0.291418479	1.753221904	5.123868167	14.84834442
0.007794818	0	1.27006161	1.688036601	0.042966155	0	1.731002756	0	0	0	1.731002756	1.921717442	0.048914111	0	1.970631553	0	0	0	1.970631553	4.652967996
0	0	0	0	0	0	0	0	0	0	0	0	0	0	0	0	0	0	0	0
0.0001978	0.049156389	0.063247214	0.0218331	0.025988679	0.133370311	0.18119209	0.178606876	0.038528769	0.230171494	0.628499229	0.031858808	0.037922619	0.146023703	0.215805131	0.178606876	0.038528769	0.230171494	0.66311227	1.59791155
0.005438866	0	0.657355874	0.68853769	0.018795096	0	0.707332786	0	0	0	0.707332786	0.783854383	0.021396967	0	0.80525135	0	0	0	0.80525135	1.799109738
0	0	0	0	0	0	0	0	0	0	0	0	0	0	0	0	0	0	0	0
0	0.010435274	0.180742997	4.533633721	0	1.833117494	6.366751215	3.410713052	5.619637001	6.03379815	21.43089942	5.542756757	0	1.993934336	7.536691093	3.410713052	5.619637001	6.03379815	22.6008393	52.86972653
0	0.742818248	1.655878527	1.721152918	0	6.998908155	8.720061074	7.669404501	1.777845923	5.578521956	23.74583345	2.511502298	0	7.662923462	10.17442576	7.669404501	1.777845923	5.578521956	25.20019814	132.3842594
0	0	0.143217932	0.025207596	0	0	0.025207596	0	0	0	0.025207596	0.028697172	0	0	0.028697172	0	0	0	0.028697172	0.555049788
0	0	0	0	0	0	0	0	0	0	0	0	0	0	0	0	0	0	0	0
0	0.006518593	0.008211071	0.004481889	0	0.055868583	0.060350471	0.031834847	0.009945537	0.010928064	0.113058919	0.006539962	0	0.061169066	0.067709027	0.031834847	0.009945537	0.010928064	0.120417475	0.681822618
0	0.000364343	0.011370081	0.01363596	0	0.000912514	0.014548473	0.241250063	0.054255273	0.001336379	0.311390189	0.01989756	0	0.000999088	0.020896648	0.241250063	0.054255273	0.001336379	0.317738363	0.25174002
0	0	0.057352447	0.031653467	0	0	0.031653467	0	0	0	0.031653467	0.036035368	0	0	0.036035368	0	0	0	0.036035368	0.112092128
0.000311957	0.02644135	0.053784347	0.055975808	0.045659971	0.187560081	0.289195859	0.103310444	0.021819906	0.186931219	0.601257428	0.081679767	0.066626922	0.20535468	0.353661369	0.103310444	0.021819906	0.186931219	0.665722938	1.168387718
0.107793849	0	2.324667187	0.144076466	0.061458434	0	0.2055349	0	0	0	0.2055349	0.164020089	0.069965749	0	0.233985838	0	0	0	0.233985838	0.757342847
0	0	0	0	0	0	0	0	0	0	0	0	0	0	0	0	0	0	0	0
0.005068022	0	0.039807443	0.001797188	0.001071417	0	0.002868605	0	0	0	0.002868605	0.128370547	0.076529806	0	0.204900353	0	0	0	0.204900353	0.482341815
5.13044E-05	0.00633129	0.013629044	0.017519934	0.00832261	0.04069431	0.066536853	0.043907116	0.008738542	0.048313639	0.16749615	0.025565046	0.012144332	0.044555147	0.082264526	0.043907116	0.008738542	0.048313639	0.183223822	0.398283479
0.004973184	0	0.171228174	0.043089149	0.011430428	0	0.054519577	0	0	0	0.054519577	0.049053716	0.013012672	0	0.062066389	0	0	0	0.062066389	0.148205478
0	0	0	0	0	0	0	0	0	0	0	0	0	0	0	0	0	0	0	0
0.000239245	0	0.009638322	0.000494742	5.71154E-05	0	0.000551858	0	0	0	0.000551858	0.035338725	0.004079675	0	0.039418399	0	0	0	0.039418399	0.142744921

N2O_IDLEX	N2O_STREX	N2O_TOTEX	ROG_RUNEX	ROG_IDLEX	ROG_STREX	ROG_TOTEX	ROG_DIURN	ROG_HOTSOAK	ROG_RUNLOSS	ROG_TOTAL	TOG_RUNEX	TOG_IDLEX	TOG_STREX	TOG_TOTEX	TOG_DIURN	TOG_HOTSOAK	TOG_RUNLOSS	TOG_TOTAL	CO_RUNEX
0.000578933	0.002158921	0.012150695	0.01550543	0.079077303	0.012327825	0.106910558	0.024297357	0.004692916	0.015627867	0.151528699	0.022625486	0.115389415	0.013497417	0.151512318	0.024297357	0.004692916	0.015627867	0.196130459	0.360897942
0.006577648	0	0.080483952	0.023521906	0.003185648	0	0.026707554	0	0	0	0.026707554	0.026777899	0.003626618	0	0.030404517	0	0	0	0.030404517	0.072260073
0	0	0	0	0	0	0	0	0	0	0	0	0	0	0	0	0	0	0	0
0.004938816	0	0.046006936	0.007365194	0.001156131	0	0.008521325	0	0	0	0.008521325	0.526085279	0.082580793	0	0.608666072	0	0	0	0.608666072	1.683463107
0	0.000762778	0.003661735	0.001929303	0	0.00374236	0.005671662	0.001086298	0.000293687	0.001108813	0.008160461	0.002815234	0	0.004097413	0.006912647	0.001086298	0.000293687	0.001108813	0.009401445	0.11637192
0	0	0.04465116	0.015858293	0	0	0.015858293	0	0	0	0.015858293	0.018053463	0	0	0.018053463	0	0	0	0.018053463	0.018011536
0	0	0	0	0	0	0	0	0	0	0	0	0	0	0	0	0	0	0	0
0	0	0.273783823	0.042542145	0	0	0.042542145	0	0	0	0.042542145	2.974124752	0	0	2.974124752	0	0	0	2.974124752	34.1254915
0	5.1759E-06	0.000867289	0.002802478	0	7.3843E-07	0.002803216	0.000191633	4.27943E-05	0.000384785	0.003422428	0.004089369	0	8.08488E-07	0.004090177	0.000191633	4.27943E-05	0.000384785	0.00470939	0.195854243
0.782038096	0	12.26705283	0.647981775	2.428386616	0	3.07636839	0	0	0	3.07636839	0.737677925	2.76453331	0	3.502211235	0	0	0	3.502211235	2.640664446
0	0	0	0	0	0	0	0	0	0	0	0	0	0	0	0	0	0	0	0
0.042317902	0	0.398809477	0.036531135	0.007737024	0	0.044268158	0	0	0	0.044268158	1.739858574	0.519499278	0	2.259357853	0	0	0	2.259357853	11.61894153
0	1.787988614	3.746428631	2.711867024	0	12.89275335	15.60462038	17.88441249	4.339675397	13.1615415	50.99024977	3.957149995	0	14.11594208	18.07309208	17.88441249	4.339675397	13.1615415	53.45872147	307.2811992
0	0	0.022261877	0.00922404	0	0	0.00922404	0	0	0	0.00922404	0.010500956	0	0	0.010500956	0	0	0	0.010500956	0.182564929
0	0	0	0	0	0	0	0	0	0	0	0	0	0	0	0	0	0	0	0
0	0.046541292	0.05879032	0.032312189	0	0.398197033	0.430509223	0.347521197	0.098276987	0.139896312	1.016203719	0.047149871	0	0.43597563	0.4831255	0.347521197	0.098276987	0.139896312	1.068819997	4.908437933
0	0.177494561	0.442861913	0.686058424	0	1.897928943	2.583987367	3.053619594	0.727791866	2.188402612	8.553801438	1.001094841	0	2.077993296	3.079088137	3.053619594	0.727791866	2.188402612	9.048902209	41.6175995
0	0	1.99677E-05	1.02602E-05	0	0	1.02602E-05	0	0	0	1.02602E-05	1.16805E-05	0	0	1.16805E-05	0	0	0	1.16805E-05	9.07347E-05
0	0	0	0	0	0	0	0	0	0	0	0	0	0	0	0	0	0	0	0
0	0.000844971	0.001074216	0.000604057	0	0.007170002	0.007774059	0.003165416	0.00102377	0.000929917	0.012893163	0.000881438	0	0.00785025	0.008731688	0.003165416	0.00102377	0.000929917	0.013850792	0.091603134
0	1.146057062	2.454135856	2.126798819	0	8.826906512	10.95370533	9.578862674	2.255867175	6.978308414	29.76674359	3.103419844	0	9.664351569	12.76777141	9.578862674	2.255867175	6.978308414	31.58080968	200.7663811
0	0	0.049370234	0.017043944	0	0	0.017043944	0	0	0	0.017043944	0.019403397	0	0	0.019403397	0	0	0	0.019403397	0.177331933
0	0	0	0	0	0	0	0	0	0	0	0	0	0	0	0	0	0	0	0
0	0.011279063	0.014224596	0.007807021	0	0.096648745	0.104455766	0.050637363	0.015889882	0.01657721	0.187560222	0.011391987	0	0.10581821	0.117210197	0.050637363	0.015889882	0.01657721	0.200314653	1.185096365
0.001452886	0.350495553	0.44593587	0.225579194	0.183722921	0.940699234	1.35000135	1.212786077	0.274250228	1.678293466	4.51533112	0.329164631	0.268088055	1.029947253	1.62719994	1.212786077	0.274250228	1.678293466	4.79252971	13.25985679
0.007594614	0	1.229410551	1.56410339	0.042158515	0	1.606261905	0	0	0	1.606261905	1.78062772	0.047994667	0	1.828622387	0	0	0	1.828622387	4.278937847
0	0	0	0	0	0	0	0	0	0	0	0	0	0	0	0	0	0	0	0
0.000189663	0.047008142	0.059518675	0.017377295	0.024698464	0.124788952	0.166864711	0.172554474	0.036289871	0.222290889	0.597999945	0.025356908	0.036039941	0.136628195	0.198025044	0.172554474	0.036289871	0.222290889	0.629160278	1.492930867
0.0053631	0	0.640288698	0.655490439	0.018639803	0	0.674130243	0	0	0	0.674130243	0.746232285	0.021220177	0	0.767452462	0	0	0	0.767452462	1.710854153
0	0	0	0	0	0	0	0	0	0	0	0	0	0	0	0	0	0	0	0
0	0.010128228	0.179065793	4.440535014	0	1.7979787	6.238513713	3.37619727	5.638633761	6.054049717	21.30739446	5.442320937	0	1.955899864	7.398220802	3.37619727	5.638633761	6.054049717	22.46710155	51.95583038
0	0.734761043	1.610173231	1.605376262	0	6.622664307	8.228040569	7.538447919	1.713403511	5.484317271	22.96420927	2.342561273	0	7.250983806	9.593545079	7.538447919	1.713403511	5.484317271	24.32971378	128.7746359
0	0	0.137746603	0.023378349	0	0	0.023378349	0	0	0	0.023378349	0.026614696	0	0	0.026614696	0	0	0	0.026614696	0.529358206
0	0	0	0	0	0	0	0	0	0	0	0	0	0	0	0	0	0	0	0
0	0.007004776	0.008791116	0.00475252	0	0.060337167	0.065089687	0.036188673	0.010878055	0.012746694	0.124903108	0.006934866	0	0.066061603	0.072996469	0.036188673	0.010878055	0.012746694	0.13280989	0.722708362
0	0.000356055	0.01058635	0.012003439	0	0.000864976	0.012868415	0.221610395	0.048758367	0.001217555	0.284454732	0.01751539	0	0.000947039	0.018462429	0.221610395	0.048758367	0.001217555	0.290048747	0.216724845
0	0	0.05689016	0.030595964	0	0	0.030595964	0	0	0	0.030595964	0.034831471	0	0	0.034831471	0	0	0	0.034831471	0.107584207
0.000296743	0.025345778	0.050041361	0.048495096	0.044150566	0.178700164	0.271345826	0.099731683	0.020353691	0.179874373	0.571305573	0.07076393	0.064424402	0.195654186	0.330842519	0.099731683	0.020353691	0.179874373	0.630802266	0.995130212
0.105984578	0	2.275053133	0.13061732	0.060139616	0	0.190756937	0	0	0	0.190756937	0.148697876	0.068464375	0	0.217162252	0	0	0	0.217162252	0.71382419
0	0	0	0	0	0	0	0	0	0	0	0	0	0	0	0	0	0	0	0
0.00513881	0	0.039756019	0.00180007	0.001078313	0	0.002878383	0	0	0	0.002878383	0.128576459	0.077022331	0	0.20559879	0	0	0	0.20559879	0.480500473
4.82936E-05	0.005995142	0.012502405	0.015402355	0.007999968	0.038945617	0.062347941	0.042632411	0.008359886	0.046876367	0.160216604	0.022475081	0.011673535	0.042640549	0.076789164	0.042632411	0.008359886	0.046876367	0.174657828	0.347251807
0.004946875	0	0.170790463	0.04119687	0.011458034	0	0.052654904	0	0	0	0.052654904	0.0468995	0.0130441	0	0.0599436	0	0	0	0.0599436	0.143191982
0	0	0	0	0	0	0	0	0	0	0	0	0	0	0	0	0	0	0	0
0.000241987	0	0.009649508	0.000500449	5.74885E-05	0	0.000557938	0	0	0	0.000557938	0.035746391	0.00410632	0	0.039852712	0	0	0	0.039852712	0.143676418
0.000571475	0.002178338	0.01137511	0.012854688	0.078466727	0.012048791	0.103370206	0.02527555	0.004760684	0.01633201	0.14973845	0.018757531	0.114498464	0.013191909	0.146447904	0.02527555	0.004760684	0.01633201	0.192816148	0.29543231
0.006346427	0	0.077643081	0.020951309	0.003108376	0	0.024059685	0	0	0	0.024059685	0.02385147	0.00353865	0	0.02739012	0	0	0	0.02739012	0.065830833
0	0	0	0	0	0	0	0	0	0	0	0	0	0	0	0	0	0	0	0
0.005011336	0	0.045904167	0.007302798	0.001167651	0	0.008470449	0	0	0	0.008470449	0.521628437	0.08340365	0	0.605032087	0	0	0	0.605032087	1.662306295
0	0.000756119	0.003713658	0.00188316	0	0.003767056	0.005650215	0.001146184	0.000299505	0.001153141	0.008249044	0.002747902	0	0.004124452	0.006872354	0.001146184	0.000299505	0.001153141	0.009471183	0.117691879
0	0	0.036249854	0.012992937	0	0	0.012992937	0	0	0	0.012992937	0.014791474	0	0	0.014791474	0	0	0	0.014791474	0.01483221
0	0	0	0	0	0	0	0	0	0	0	0	0	0	0	0	0	0	0	0
0	0	0.263928294	0.042045537	0	0	0.042045537	0	0	0	0.042045537	2.936908754	0	0	2.936908754	0	0	0	2.936908754	33.47703133
0	3.42348E-06	0.00081994	0.002676547	0	6.6707E-07	0.002677214	0.000168447	3.51586E-05	0.000326003	0.003206823	0.003905611	0	7.30357E-07	0.003906341	0.000168447	3.51586E-05	0.000326003	0.00443595	0.190197106
0.783772119	0	12.31117686	0.647271805	2.46400193	0	3.111273735	0	0	0	3.111273735	0.736869679	2.805078634	0	3.541948314	0	0	0	3.541948314	2.602417184
0	0	0	0	0	0	0	0	0	0	0	0	0	0	0	0	0	0	0	0
0.042365855	0	0.395883792	0.034361679	0.007592613	0	0.041954293	0	0	0	0.041954293	1.649778703	0.511606113	0	2.161384816	0	0	0	2.161384816	11.23760043
0	1.761646937	3.68426025	2.554288249	0	12.22453444	14.77882268	17.64840075	4.144622222	13.00479105	49.57663671	3.727211416	0	13.38432648	17.11153789	17.64840075	4.144622222	13.00479105	51.90935192	300.3752767
0	0	0.019782042	0.007877832	0	0	0.007877832	0	0	0	0.007877832	0.008968388	0	0	0.008968388	0	0	0	0.008968388	0.159297843
0	0	0	0	0	0	0	0	0	0	0	0	0	0	0	0	0	0	0	0
0	0.04738242	0.059638617	0.03248524	0	0.407469944	0.439955183	0.383321907	0.10165888	0.158280943	1.083216915	0.047402386	0	0.446128299	0.493530685	0.383321907	0.10165888	0.158280943	1.136792416	4.932488802
0	0.170991976	0.414022138	0.600129872	0	1.727408982	2.327538854	2.916281516	0.675350374	2.080819203	7.999989947	0.8757081	0	1.891295402	2.767003503	2.916281516	0.675350374	2.080819203	8.439454596	38.28466706
0	0	2.05444E-05	9.85078E-06	0	0	9.85078E-06	0	0	0	9.85078E-06	1.12145E-05	0	0	1.12145E-05	0	0	0	1.12145E-05	8.8311E-05
0	0	0	0	0	0	0	0	0	0	0	0	0	0	0	0	0	0	0	0
0	0.000942618	0.001194613	0.00066662	0	0.00803228	0.008698901	0.00364571	0.001160809	0.001083803	0.014589223	0.000972731	0	0.008794336	0.009767067	0.00364571	0.001160809	0.001083803	0.015657389	0.101035663
0	1.147360687	2.427595596	2.024012722	0	8.505296174	10.5293089	9.580373332	2.19451308	6.997974367	29.30216967	2.953434612	0	9.31222873	12.26566334	9.580373332	2.19451308	6.997974367	31.03852412	198.2706469
0	0	0.049145224	0.017157598	0	0	0.017157598	0	0	0	0.017157598	0.019532785	0	0	0.019532785	0	0	0	0.019532785	0.178705892
0	0	0	0	0	0	0	0	0	0	0	0	0	0	0	0	0	0	0	0
0	0.012040351	0.015131807	0.008230385	0	0.103673217	0.111903602	0.056921864	0.017300844	0.018983354	0.205109664	0.012009758	0	0.113509123	0.125518881	0.056921864	0.017300844	0.018983354	0.218724944	1.248889609
0.001405356	0.336880775	0.423445778	0.196367631	0.176280138	0.89764005	1.270287818	1.15811324	0.256014339	1.59627478	4.280690178	0.286539186	0.257227564	0.982802866	1.526569616	1.15811324	0.256014339	1.59627478	4.536971975	12.64632928

N2O_IDLEX	N2O_STREX	N2O_TOTEX	ROG_RUNEX	ROG_IDLEX	ROG_STREX	ROG_TOTEX	ROG_DIURN	ROG_HOTSOAK	ROG_RUNLOSS	ROG_TOTAL	TOG_RUNEX	TOG_IDLEX	TOG_STREX	TOG_TOTEX	TOG_DIURN	TOG_HOTSOAK	TOG_RUNLOSS	TOG_TOTAL	CO_RUNEX
0.007379729	0	1.185458332	1.447427896	0.041243996	0	1.488671892	0	0	0	1.488671892	1.647800428	0.046953547	0	1.694753976	0	0	0	1.694753976	3.926527617
0	0	0	0	0	0	0	0	0	0	0	0	0	0	0	0	0	0	0	0
0.000181524	0.044848167	0.056088722	0.015231721	0.023445726	0.117106849	0.155784296	0.164602831	0.033982919	0.212438682	0.566808728	0.022226091	0.034211949	0.128217259	0.184655299	0.164602831	0.033982919	0.212438682	0.595679731	1.433106009
0.005276926	0	0.621496918	0.624540168	0.018436907	0	0.642977075	0	0	0	0.642977075	0.71099746	0.020989193	0	0.731986652	0	0	0	0.731986652	1.627853364
0	0	0	0	0	0	0	0	0	0	0	0	0	0	0	0	0	0	0	0
0	0.009883367	0.177725378	4.364589339	0	1.772623497	6.137212835	3.361587557	5.665260882	6.086046753	21.25010803	5.360900949	0	1.928472816	7.289373765	3.361587557	5.665260882	6.086046753	22.40226896	51.19944956
0	0.728589661	1.571825643	1.503896099	0	6.284802646	7.788698746	7.4144761	1.650802456	5.391266192	22.24524349	2.194481658	0	6.881067816	9.075549474	7.4144761	1.650802456	5.391266192	23.53209422	125.7135338
0	0	0.13274029	0.021727905	0	0	0.021727905	0	0	0	0.021727905	0.024735776	0	0	0.024735776	0	0	0	0.024735776	0.505410638
0	0	0	0	0	0	0	0	0	0	0	0	0	0	0	0	0	0	0	0
0	0.00746616	0.009339142	0.005005984	0	0.064619792	0.069625777	0.04252834	0.01204075	0.015668974	0.139863842	0.007304721	0	0.070750539	0.07805526	0.04252834	0.01204075	0.015668974	0.148293325	0.760783666
0	0.00034836	0.009917276	0.010617134	0	0.000824089	0.011441222	0.20606936	0.044165178	0.001125632	0.262801392	0.015492497	0	0.000902273	0.01639477	0.20606936	0.044165178	0.001125632	0.267754939	0.187046606
0	0	0.056408779	0.029503789	0	0	0.029503789	0	0	0	0.029503789	0.033588102	0	0	0.033588102	0	0	0	0.033588102	0.102989471
0.000281882	0.024260583	0.046631048	0.042138214	0.042591923	0.169798305	0.254528442	0.095250677	0.018834785	0.171449284	0.540063188	0.061487983	0.062150034	0.185907772	0.309545788	0.095250677	0.018834785	0.171449284	0.595080534	0.853485352
0.103737023	0	2.220889298	0.118947025	0.058722421	0	0.177669446	0	0	0	0.177669446	0.135412133	0.066851006	0	0.20226314	0	0	0	0.20226314	0.67370884
0	0	0	0	0	0	0	0	0	0	0	0	0	0	0	0	0	0	0	0
0.005183975	0	0.039518972	0.001792345	0.001079984	0	0.002872328	0	0	0	0.002872328	0.128024628	0.07714168	0	0.205166307	0	0	0	0.205166307	0.475674245
4.55673E-05	0.00562298	0.011462869	0.013950267	0.007685109	0.037443684	0.05907906	0.041441934	0.007994431	0.045518257	0.154033681	0.020356197	0.011214093	0.040996121	0.072566411	0.041441934	0.007994431	0.045518257	0.167521032	0.31578062
0.004897029	0	0.17041835	0.03922225	0.011429872	0	0.050652122	0	0	0	0.050652122	0.044651546	0.013012039	0	0.057663585	0	0	0	0.057663585	0.137760201
0	0	0	0	0	0	0	0	0	0	0	0	0	0	0	0	0	0	0	0
0.000244732	0	0.009699938	0.000507887	5.78152E-05	0	0.000565703	0	0	0	0.000565703	0.03627767	0.004129655	0	0.040407325	0	0	0	0.040407325	0.145124379
0.000562991	0.002188607	0.010429527	0.009698643	0.077437266	0.01157502	0.098710929	0.025183886	0.004671257	0.016305477	0.144871549	0.014152238	0.112996276	0.01267319	0.139821704	0.025183886	0.004671257	0.016305477	0.185982324	0.219798505
0.006109394	0	0.074769506	0.018498672	0.003031536	0	0.021530208	0	0	0	0.021530208	0.02105933	0.003451173	0	0.024510502	0	0	0	0.024510502	0.059646183
0	0	0	0	0	0	0	0	0	0	0	0	0	0	0	0	0	0	0	0
0.005065751	0	0.045607453	0.007208637	0.001174801	0	0.008383438	0	0	0	0.008383438	0.514902646	0.083914332	0	0.598816978	0	0	0	0.598816978	1.633888451
0	0.000694774	0.003387691	0.001698336	0	0.003342724	0.00504106	0.001080878	0.000282659	0.001086031	0.007490628	0.002478208	0	0.003659862	0.00613807	0.001080878	0.000282659	0.001086031	0.008587638	0.114955043
0	0	0.03303096	0.011949792	0	0	0.011949792	0	0	0	0.011949792	0.013603933	0	0	0.013603933	0	0	0	0.013603933	0.013679582
0	0	0	0	0	0	0	0	0	0	0	0	0	0	0	0	0	0	0	0
0	0	0.252560846	0.040326346	0	0	0.040326346	0	0	0	0.040326346	2.812947935	0	0	2.812947935	0	0	0	2.812947935	32.071926
0	2.03329E-06	0.000777555	0.002528001	0	5.95136E-07	0.002528596	0.000138651	2.83218E-05	0.000263668	0.002959238	0.003688853	0	6.51599E-07	0.003689505	0.000138651	2.83218E-05	0.000263668	0.004120146	0.184200623
0.787146829	0	12.38249311	0.648112158	2.501944348	0	3.150056506	0	0	0	3.150056506	0.737826357	2.848273189	0	3.586099546	0	0	0	3.586099546	2.580162406
0	0	0	0	0	0	0	0	0	0	0	0	0	0	0	0	0	0	0	0
0.042318803	0	0.392902532	0.032465688	0.007460348	0	0.039926036	0	0	0	0.039926036	1.569814212	0.504282597	0	2.074096809	0	0	0	2.074096809	10.89576822
0	1.738796033	3.630439197	2.411590521	0	11.60571184	14.01730236	17.23573142	3.942363833	12.70955767	47.90495527	3.518987227	0	12.70679362	16.22578085	17.23573142	3.942363833	12.70955767	50.11343377	294.2348625
0	0	0.017660153	0.006707285	0	0	0.006707285	0	0	0	0.006707285	0.007635798	0	0	0.007635798	0	0	0	0.007635798	0.138678776
0	0	0	0	0	0	0	0	0	0	0	0	0	0	0	0	0	0	0	0
0	0.048102763	0.060341586	0.032550685	0	0.415600349	0.448151034	0.412453127	0.104070709	0.172638264	1.137313135	0.047497884	0	0.455030069	0.502527953	0.412453127	0.104070709	0.172638264	1.191690053	4.943548112
0	0.165026483	0.387987505	0.517284296	0	1.563324384	2.08060868	2.697467893	0.613947587	1.914237165	7.306261326	0.754820031	0	1.711643421	2.466463452	2.697467893	0.613947587	1.914237165	7.692116098	35.05324964
0	0	2.10745E-05	9.47698E-06	0	0	9.47698E-06	0	0	0	9.47698E-06	1.07889E-05	0	0	1.07889E-05	0	0	0	1.07889E-05	8.62121E-05
0	0	0	0	0	0	0	0	0	0	0	0	0	0	0	0	0	0	0	0
0	0.001036753	0.001309682	0.000724334	0	0.008870921	0.009595255	0.004146289	0.001297746	0.001245851	0.016285141	0.001056946	0	0.009712542	0.010769489	0.004146289	0.001297746	0.001245851	0.017459375	0.109779279
0	1.149418267	2.405078135	1.931865793	0	8.209001496	10.14086729	9.556843943	2.136797717	7.002990993	28.83749994	2.818974031	0	8.987823353	11.80679738	9.556843943	2.136797717	7.002990993	30.50343004	196.0542105
0	0	0.048908838	0.017230266	0	0	0.017230266	0	0	0	0.017230266	0.019615512	0	0	0.019615512	0	0	0	0.019615512	0.179574585
0	0	0	0	0	0	0	0	0	0	0	0	0	0	0	0	0	0	0	0
0	0.012753865	0.015974647	0.008604885	0	0.11031624	0.118921125	0.064890797	0.018881496	0.022301711	0.224995129	0.012556228	0	0.120782397	0.133338625	0.064890797	0.018881496	0.022301711	0.23941263	1.305882735
0.001355235	0.324157789	0.401273577	0.171995307	0.168734723	0.86028235	1.20101238	1.090880371	0.236139297	1.496821736	4.024853784	0.250975148	0.246217311	0.941900888	1.439093347	1.090880371	0.236139297	1.496821736	4.262934752	11.94582428
0.007162923	0	1.14062336	1.347045734	0.040285267	0	1.387331001	0	0	0	1.387331001	1.53352201	0.045862098	0	1.579384108	0	0	0	1.579384108	3.621594809
0	0	0	0	0	0	0	0	0	0	0	0	0	0	0	0	0	0	0	0
0.000173054	0.042614693	0.052671315	0.013408708	0.022164045	0.109644108	0.145216862	0.158415192	0.031939026	0.205014165	0.540585245	0.019565955	0.032341723	0.120046498	0.171954176	0.158415192	0.031939026	0.205014165	0.567322559	1.371018437
0.005179856	0	0.601610302	0.597783871	0.018181979	0	0.61596585	0	0	0	0.61596585	0.680537193	0.020698974	0	0.701236168	0	0	0	0.701236168	1.55540144
0	0	0	0	0	0	0	0	0	0	0	0	0	0	0	0	0	0	0	0
0	0.009646206	0.176498594	4.292008802	0	1.748153443	6.040162245	3.351731539	5.691576413	6.118498668	21.20196887	5.28248778	0	1.9020064	7.18449418	3.351731539	5.691576413	6.118498668	22.3463008	50.48805126
0	0.724034372	1.538905307	1.408687722	0	5.975463334	7.384151056	7.330327664	1.5955774	5.338112557	21.64816868	2.055553817	0	6.542380206	8.597934023	7.330327664	1.5955774	5.338112557	22.86195164	122.8937105
0	0	0.128140902	0.020059634	0	0	0.020059634	0	0	0	0.020059634	0.02283656	0	0	0.02283656	0	0	0	0.02283656	0.481111484
0	0	0	0	0	0	0	0	0	0	0	0	0	0	0	0	0	0	0	0
0	0.007898226	0.009847744	0.005229231	0	0.068666884	0.073896115	0.045748031	0.012764321	0.016792709	0.149201176	0.007630482	0	0.075181594	0.082812076	0.045748031	0.012764321	0.016792709	0.158117137	0.794697152
0	0.000339898	0.009326188	0.00940781	0	0.00078649	0.0101943	0.19076833	0.039834851	0.001037645	0.241835126	0.013727854	0	0.000861107	0.014588962	0.19076833	0.039834851	0.001037645	0.246229788	0.163663294
0	0	0.055951303	0.028444611	0	0	0.028444611	0	0	0	0.028444611	0.032382299	0	0	0.032382299	0	0	0	0.032382299	0.098478453
0.00026715	0.023240714	0.04361323	0.036808829	0.040986971	0.16142121	0.23921701	0.090621467	0.017454669	0.16373481	0.511027956	0.053711356	0.059808092	0.176735907	0.290255355	0.090621467	0.017454669	0.16373481	0.562066301	0.73521279
0.101143585	0	2.163083242	0.109101533	0.057222289	0	0.166323821	0	0	0	0.166323821	0.12420379	0.06514322	0	0.189347009	0	0	0	0.189347009	0.638480053
0	0	0	0	0	0	0	0	0	0	0	0	0	0	0	0	0	0	0	0
0.00519267	0	0.039093964	0.001777653	0.001074296	0	0.002851949	0	0	0	0.002851949	0.126975216	0.076735451	0	0.203710668	0	0	0	0.203710668	0.469594108
4.29682E-05	0.005254125	0.010470965	0.012665297	0.007377636	0.036119075	0.056162008	0.039530128	0.007568058	0.043535548	0.146795743	0.018481172	0.010765429	0.039545841	0.068792442	0.039530128	0.007568058	0.043535548	0.159426176	0.290188038
0.00484188	0	0.170081518	0.037206956	0.011395397	0	0.048602353	0	0	0	0.048602353	0.042357288	0.012972792	0	0.055330079	0	0	0	0.055330079	0.132109126
0	0	0	0	0	0	0	0	0	0	0	0	0	0	0	0	0	0	0	0
0.00024755	0	0.009763007	0.00051601	5.81142E-05	0	0.000574124	0	0	0	0.000574124	0.036857828	0.004151016	0	0.041008844	0	0	0	0.041008844	0.146718598
0.000552775	0.002193378	0.009486325	0.006684348	0.076138878	0.011093748	0.093916974	0.024583971	0.00451824	0.0159395	0.138958684	0.009753785	0.111101672	0.012146257	0.133001714	0.024583971	0.00451824	0.0159395	0.178043425	0.147200444
0.005869524	0	0.071851287	0.016175148	0.002955404	0	0.019130552	0	0	0	0.019130552	0.018414175	0.003364503	0	0.021778677	0	0	0	0.021778677	0.053683403
0	0	0	0	0	0	0	0	0	0	0	0	0	0	0	0	0	0	0	0
0.005102695	0	0.04512911	0.007085184	0.001177775	0	0.008262959	0	0	0	0.008262959	0.506084597	0.08412679	0	0.590211387	0	0	0	0.590211387	1.598884497
0	0.000650604	0.003149137	0.001554199	0	0.003042017	0.004596216	0.001133412	0.000285259	0.001116667	0.007131554	0.002267883	0	0.003330626	0.005598509	0.001133412	0.000285259	0.001116667	0.008133847	0.113377789

N2O_IDLEX	N2O_STREX	N2O_TOTEX	ROG_RUNEX	ROG_IDLEX	ROG_STREX	ROG_TOTEX	ROG_DIURN	ROG_HOTSOAK	ROG_RUNLOSS	ROG_TOTAL	TOG_RUNEX	TOG_IDLEX	TOG_STREX	TOG_TOTEX	TOG_DIURN	TOG_HOTSOAK	TOG_RUNLOSS	TOG_TOTAL	CO_RUNEX
0	0	0.032236072	0.011699557	0	0	0.011699557	0	0	0	0.011699557	0.013319059	0	0	0.013319059	0	0	0	0.013319059	0.013456759
0	0	0	0	0	0	0	0	0	0	0	0	0	0	0	0	0	0	0	0
0	0	0.251591165	0.040214746	0	0	0.040214746	0	0	0	0.040214746	2.803185696	0	0	2.803185696	0	0	0	2.803185696	31.96268832
0	1.07812E-07	0.00073859	0.002408531	0	5.10742E-07	0.002409042	0.000123277	2.38386E-05	0.000229599	0.002785756	0.003514523	0	5.59198E-07	0.003515082	0.000123277	2.38386E-05	0.000229599	0.003891797	0.178871607
0.792312753	0	12.48426482	0.651286331	2.542560684	0	3.193847015	0	0	0	3.193847015	0.741439911	2.894511796	0	3.635951707	0	0	0	3.635951707	2.568830891
0	0	0	0	0	0	0	0	0	0	0	0	0	0	0	0	0	0	0	0
0.042158213	0	0.389222766	0.030858018	0.007333817	0	0.038191835	0	0	0	0.038191835	1.498285806	0.496889096	0	1.995174902	0	0	0	1.995174902	10.56047931
0	1.719073673	3.584016994	2.283056261	0	11.03132089	13.31437716	16.87109971	3.748587435	12.42799425	46.36205854	3.331430336	0	12.07790784	15.40933818	16.87109971	3.748587435	12.42799425	48.45701957	288.9585419
0	0	0.015880279	0.00569914	0	0	0.00569914	0	0	0	0.00569914	0.006488092	0	0	0.006488092	0	0	0	0.006488092	0.121021314
0	0	0	0	0	0	0	0	0	0	0	0	0	0	0	0	0	0	0	0
0	0.048707382	0.060918929	0.032576055	0	0.422638509	0.455214564	0.427436805	0.104491557	0.179122916	1.166265842	0.047534903	0	0.462735969	0.510270873	0.427436805	0.104491557	0.179122916	1.22132215	4.948482517
0	0.160076209	0.367860489	0.451098707	0	1.425671838	1.876770546	2.70787065	0.584670517	1.929341029	7.098652742	0.658242175	0	1.560931211	2.219173386	2.70787065	0.584670517	1.929341029	7.441055581	32.4747784
0	0	2.1575E-05	9.19425E-06	0	0	9.19425E-06	0	0	0	9.19425E-06	1.0467E-05	0	0	1.0467E-05	0	0	0	1.0467E-05	8.4795E-05
0	0	0	0	0	0	0	0	0	0	0	0	0	0	0	0	0	0	0	0
0	0.001126955	0.001419189	0.000778037	0	0.009682118	0.010460155	0.004716487	0.00144425	0.001441132	0.018062024	0.001135309	0	0.010600701	0.01173601	0.004716487	0.00144425	0.001441132	0.01933788	0.117914766
0	1.15170902	2.384826181	1.847054565	0	7.931406726	9.77846129	9.446734044	2.065760637	6.914665217	28.20562119	2.695217685	0	8.683892021	11.37910971	9.446734044	2.065760637	6.914665217	29.8062696	194.0862923
0	0	0.048721028	0.017304794	0	0	0.017304794	0	0	0	0.017304794	0.019700358	0	0	0.019700358	0	0	0	0.019700358	0.180453817
0	0	0	0	0	0	0	0	0	0	0	0	0	0	0	0	0	0	0	0
0	0.013414424	0.01675016	0.008941019	0	0.116528467	0.125469486	0.071828329	0.020248598	0.025032121	0.242578535	0.013046714	0	0.127584004	0.140630718	0.071828329	0.020248598	0.025032121	0.257739767	1.357063656
0.001304228	0.31050128	0.379441676	0.145136159	0.161349674	0.818452403	1.124938236	1.047170433	0.219429762	1.424090266	3.815628697	0.211782343	0.235441066	0.896102361	1.343325769	1.047170433	0.219429762	1.424090266	4.03401623	11.24770907
0.00692264	0	1.09289446	1.244916034	0.039176369	0	1.284092403	0	0	0	1.284092403	1.417254137	0.044599692	0	1.461853828	0	0	0	1.461853828	3.322544252
0	0	0	0	0	0	0	0	0	0	0	0	0	0	0	0	0	0	0	0
0.000164523	0.040373531	0.049338035	0.011469474	0.020897966	0.102286461	0.134653901	0.155523431	0.03023788	0.20116332	0.521578532	0.01673623	0.030494263	0.111990799	0.159221293	0.155523431	0.03023788	0.20116332	0.546145923	1.303911356
0.005063231	0	0.579763767	0.56974667	0.017848796	0	0.587595466	0	0	0	0.587595466	0.648618704	0.020319667	0	0.668938372	0	0	0	0.668938372	1.480918635
0	0	0	0	0	0	0	0	0	0	0	0	0	0	0	0	0	0	0	0
0	0.009438957	0.175478774	4.229837294	0	1.72781523	5.957652524	3.349082312	5.720960502	6.155176055	21.18287139	5.21536677	0	1.880021307	7.095388077	3.349082312	5.720960502	6.155176055	22.32060695	49.88097616
0	0.721032193	1.512357929	1.32776944	0	5.704979676	7.032749116	7.242953252	1.540257922	5.265262819	21.08122311	1.93747805	0	6.246234646	8.183712697	7.242953252	1.540257922	5.265262819	22.23218669	120.5998886
0	0	0.1239917	0.018536393	0	0	0.018536393	0	0	0	0.018536393	0.021102451	0	0	0.021102451	0	0	0	0.021102451	0.458634904
0	0	0	0	0	0	0	0	0	0	0	0	0	0	0	0	0	0	0	0
0	0.008303368	0.010321978	0.00543262	0	0.072498597	0.077931217	0.048908921	0.01345027	0.017864394	0.158154801	0.007927266	0	0.079376838	0.087304105	0.048908921	0.01345027	0.017864394	0.167527689	0.825606436
0	0.000331125	0.008855307	0.008481059	0	0.000754681	0.009235739	0.17599781	0.035897544	0.000952794	0.222083887	0.012375541	0	0.00082628	0.013201821	0.17599781	0.035897544	0.000952794	0.226049969	0.145740663
0	0	0.055520468	0.027424275	0	0	0.027424275	0	0	0	0.027424275	0.031220714	0	0	0.031220714	0	0	0	0.031220714	0.094113528
0.000252164	0.022264867	0.040926207	0.032561344	0.039339954	0.153488779	0.225390077	0.088037452	0.016330375	0.159107853	0.488865757	0.047513436	0.057404769	0.168050893	0.272969098	0.088037452	0.016330375	0.159107853	0.536444778	0.638581716
0.098298164	0	2.10352388	0.100363825	0.055650103	0	0.156013928	0	0	0	0.156013928	0.114256575	0.063353406	0	0.177609981	0	0	0	0.177609981	0.606000286
0	0	0	0	0	0	0	0	0	0	0	0	0	0	0	0	0	0	0	0
0.005179639	0	0.038595673	0.001758902	0.001064841	0	0.002823743	0	0	0	0.002823743	0.125635863	0.07606007	0	0.201695934	0	0	0	0.201695934	0.462853154
4.06229E-05	0.004953012	0.009667488	0.01160927	0.007085007	0.034622939	0.053317216	0.038242302	0.007204619	0.041985017	0.140749154	0.016940219	0.010338426	0.03790776	0.065186405	0.038242302	0.007204619	0.041985017	0.152618343	0.269056744
0.004778169	0	0.169774668	0.035261223	0.011344829	0	0.046606053	0	0	0	0.046606053	0.040142219	0.012915225	0	0.053057443	0	0	0	0.053057443	0.126639282
0	0	0	0	0	0	0	0	0	0	0	0	0	0	0	0	0	0	0	0
0.000250346	0	0.009827048	0.000524044	5.8383E-05	0	0.000582427	0	0	0	0.000582427	0.037431739	0.004170211	0	0.041601951	0	0	0	0.041601951	0.148266843
0.000542645	0.002174814	0.008679187	0.004636308	0.074760965	0.010598103	0.089995375	0.025864646	0.004588024	0.016881112	0.137329158	0.00676529	0.109091024	0.011603588	0.127459902	0.025864646	0.004588024	0.016881112	0.174793685	0.096956453
0.005631479	0	0.068926708	0.014061893	0.002880002	0	0.016941895	0	0	0	0.016941895	0.016008395	0.003278663	0	0.019287057	0	0	0	0.019287057	0.0481391
0	0	0	0	0	0	0	0	0	0	0	0	0	0	0	0	0	0	0	0
0.00512176	0	0.04447641	0.006933679	0.001176273	0	0.008109952	0	0	0	0.008109952	0.495262779	0.084019529	0	0.579282309	0	0	0	0.579282309	1.557594201
0	0.000587101	0.002606483	0.001275867	0	0.002511469	0.003787335	0.001024883	0.000260387	0.001022571	0.006095176	0.001861742	0	0.002749742	0.004611484	0.001024883	0.000260387	0.001022571	0.006919325	0.107594
0	0	0.023854255	0.008627936	0	0	0.008627936	0	0	0	0.008627936	0.009822253	0	0	0.009822253	0	0	0	0.009822253	0.009913661
0	0	0	0	0	0	0	0	0	0	0	0	0	0	0	0	0	0	0	0
0	0	0.203267925	0.032620137	0	0	0.032620137	0	0	0	0.032620137	2.260762882	0	0	2.260762882	0	0	0	2.260762882	25.72628799
0	2.29404E-08	0.000697112	0.002315644	0	4.86696E-07	0.00231613	0.00011448	2.06911E-05	0.000210469	0.002661771	0.003378982	0	5.32871E-07	0.003379515	0.00011448	2.06911E-05	0.000210469	0.003725155	0.173406471
0.799018006	0	12.57917248	0.654539585	2.585426138	0	3.239965723	0	0	0	3.239965723	0.745143493	2.943310852	0	3.688454345	0	0	0	3.688454345	2.565101794
0	0	0	0	0	0	0	0	0	0	0	0	0	0	0	0	0	0	0	0
0.04188939	0	0.384646515	0.029466277	0.007200766	0	0.036667043	0	0	0	0.036667043	1.43140746	0.488652815	0	1.920060275	0	0	0	1.920060275	10.22651692
0	1.702282995	3.544413666	2.16913101	0	10.50083324	12.66996426	16.52397803	3.552744301	12.16606647	44.91275306	3.165190878	0	11.49709064	14.66228152	16.52397803	3.552744301	12.16606647	46.90507032	284.6414349
0	0	0.014409423	0.004819299	0	0	0.004819299	0	0	0	0.004819299	0.005486452	0	0	0.005486452	0	0	0	0.005486452	0.106171309
0	0	0	0	0	0	0	0	0	0	0	0	0	0	0	0	0	0	0	0
0	0.049211462	0.061398247	0.032617413	0	0.428718564	0.461335977	0.443042566	0.104700406	0.185864484	1.194943434	0.047595253	0	0.469392864	0.516988116	0.443042566	0.104700406	0.185864484	1.250595573	4.953564374
0	0.155461734	0.349487044	0.390783408	0	1.297244703	1.68802811	2.657519231	0.545901158	1.894611261	6.786059761	0.570230231	0	1.420319663	1.990549894	2.657519231	0.545901158	1.894611261	7.088581544	30.13529316
0	0	2.15427E-05	6.34174E-06	0	0	6.34174E-06	0	0	0	6.34174E-06	7.21965E-06	0	0	7.21965E-06	0	0	0	7.21965E-06	6.52081E-05
0	0	0	0	0	0	0	0	0	0	0	0	0	0	0	0	0	0	0	0
0	0.001212994	0.001523175	0.000829002	0	0.010463794	0.011292796	0.005354348	0.001599232	0.001673118	0.019919494	0.001209677	0	0.011456537	0.012666215	0.005354348	0.001599232	0.001673118	0.021292913	0.125575064
0	1.154224873	2.367473053	1.773441064	0	7.681103827	9.45454489	9.440355274	2.005535993	6.911665126	27.81210128	2.587801037	0	8.409841853	10.99764289	9.440355274	2.005535993	6.911665126	29.35519928	192.563545
0	0	0.04858788	0.017430282	0	0	0.017430282	0	0	0	0.017430282	0.019843217	0	0	0.019843217	0	0	0	0.019843217	0.181892397
0	0	0	0	0	0	0	0	0	0	0	0	0	0	0	0	0	0	0	0
0	0.014023796	0.017464067	0.009255656	0	0.122321567	0.131577223	0.0807133	0.021796829	0.028803549	0.2628909	0.013505832	0	0.133926719	0.14743255	0.0807133	0.021796829	0.028803549	0.278746228	1.404312536
0.001256556	0.298519507	0.359486737	0.123462371	0.154611188	0.779110689	1.057184248	1.036255912	0.207907638	1.399225775	3.700573572	0.180156002	0.225608282	0.853028136	1.258792421	1.036255912	0.207907638	1.399225775	3.902181744	10.58028075
0.006690146	0	1.047805366	1.152479565	0.038087746	0	1.190567311	0	0	0	1.190567311	1.312021363	0.043360366	0	1.355381729	0	0	0	1.355381729	3.05251547
0	0	0	0	0	0	0	0	0	0	0	0	0	0	0	0	0	0	0	0
0.000156343	0.038227966	0.046210006	0.009890099	0.019688276	0.095376931	0.124955305	0.151765087	0.028457087	0.196503993	0.501681473	0.014431609	0.028729086	0.104425734	0.147586429	0.151765087	0.028457087	0.196503993	0.524312597	1.24036491
0.004947134	0	0.558821326	0.542885408	0.017513584	0	0.560398992	0	0	0	0.560398992	0.618038944	0.019938051	0	0.637976995	0	0	0	0.637976995	1.411217017
0	0	0	0	0	0	0	0	0	0	0	0	0	0	0	0	0	0	0	0

N2O_IDLEX	N2O_STREX	N2O_TOTEX	ROG_RUNEX	ROG_IDLEX	ROG_STREX	ROG_TOTEX	ROG_DIURN	ROG_HOTSOAK	ROG_RUNLOSS	ROG_TOTAL	TOG_RUNEX	TOG_IDLEX	TOG_STREX	TOG_TOTEX	TOG_DIURN	TOG_HOTSOAK	TOG_RUNLOSS	TOG_TOTAL	CO_RUNEX
0	0.009245585	0.174564187	4.175576591	0	1.708999238	5.884575829	3.348223355	5.75026062	6.191293199	21.174353	5.157105904	0	1.85968607	7.016791973	3.348223355	5.75026062	6.191293199	22.30656915	49.3492619
0	0.71941647	1.491597473	1.261902258	0	5.474593904	6.736496162	7.196868768	1.489603042	5.226098764	20.64906674	1.841364813	0	5.993991226	7.835356039	7.196868768	1.489603042	5.226098764	21.74792661	118.8628472
0	0	0.120254016	0.017238768	0	0	0.017238768	0	0	0	0.017238768	0.019625191	0	0	0.019625191	0	0	0	0.019625191	0.439333512
0	0	0	0	0	0	0	0	0	0	0	0	0	0	0	0	0	0	0	0
0	0.008680238	0.010762165	0.005624452	0	0.076102048	0.0817265	0.055862406	0.014500535	0.021027812	0.173117253	0.008207187	0	0.083322163	0.091529351	0.055862406	0.014500535	0.021027812	0.182920104	0.854367194
0	0.000322218	0.008482006	0.007785067	0	0.000728085	0.008513153	0.166943658	0.032863538	0.000901357	0.209221706	0.011359952	0	0.000797162	0.012157114	0.166943658	0.032863538	0.000901357	0.212865667	0.132223896
0	0	0.055075604	0.026468286	0	0	0.026468286	0	0	0	0.026468286	0.030132384	0	0	0.030132384	0	0	0	0.030132384	0.090002247
0.000237593	0.021518259	0.038580178	0.029013133	0.037770604	0.145951462	0.212735198	0.086274694	0.015345429	0.156398244	0.470753565	0.042335895	0.055114776	0.15979848	0.25724915	0.086274694	0.015345429	0.156398244	0.515267517	0.562152202
0.09540619	0	2.047868385	0.093585765	0.054165893	0	0.147751658	0	0	0	0.147751658	0.10654027	0.061663745	0	0.168204015	0	0	0	0.168204015	0.579065001
0	0	0	0	0	0	0	0	0	0	0	0	0	0	0	0	0	0	0	0
0.005146961	0	0.038062844	0.001739474	0.001050983	0	0.002790457	0	0	0	0.002790457	0.124248134	0.075070247	0	0.199318381	0	0	0	0.199318381	0.455839441
3.83671E-05	0.004722632	0.009058966	0.01077692	0.006807876	0.033179234	0.05076403	0.037084357	0.006834083	0.040539824	0.135222294	0.015725657	0.009934037	0.036327085	0.061986778	0.037084357	0.006834083	0.040539824	0.146445042	0.247933511
0.004712987	0	0.169541306	0.033561498	0.01129592	0	0.044857418	0	0	0	0.044857418	0.038207211	0.012859545	0	0.051066756	0	0	0	0.051066756	0.121712073
0	0	0	0	0	0	0	0	0	0	0	0	0	0	0	0	0	0	0	0
0.000252551	0	0.009891457	0.00053171	5.85211E-05	0	0.000590231	0	0	0	0.000590231	0.037979293	0.004180075	0	0.042159368	0	0	0	0.042159368	0.149717723
0.000527018	0.002143645	0.008209257	0.003646322	0.073013402	0.010234417	0.086894141	0.027731659	0.004675966	0.018290794	0.13759256	0.005320704	0.106540984	0.011205399	0.123067087	0.027731659	0.004675966	0.018290794	0.173765506	0.074038624
0.005402211	0	0.066118396	0.012179036	0.002806566	0	0.014985602	0	0	0	0.014985602	0.013864906	0.003195061	0	0.017059967	0	0	0	0.017059967	0.043102984
0	0	0	0	0	0	0	0	0	0	0	0	0	0	0	0	0	0	0	0
0.005125773	0	0.043713014	0.006763845	0.001170586	0	0.007934431	0	0	0	0.007934431	0.483131807	0.083613271	0	0.566745078	0	0	0	0.566745078	1.511981669
0	0.000583249	0.002570501	0.001246414	0	0.002430972	0.003677386	0.001022403	0.000260144	0.001022119	0.005982052	0.001818765	0	0.002661608	0.004480373	0.001022403	0.000260144	0.001022119	0.006785038	0.109263151
0	0	0.022010759	0.008051466	0	0	0.008051466	0	0	0	0.008051466	0.009165985	0	0	0.009165985	0	0	0	0.009165985	0.009363226
0	0	0	0	0	0	0	0	0	0	0	0	0	0	0	0	0	0	0	0
0	0	0.185446392	0.029914461	0	0	0.029914461	0	0	0	0.029914461	2.065598672	0	0	2.065598672	0	0	0	2.065598672	23.51750894
0	0	0.00065758	0.002223693	0	6.50886E-07	0.002224343	0.000109561	1.86653E-05	0.000201809	0.002554379	0.003244807	0	7.12638E-07	0.00324552	0.000109561	1.86653E-05	0.000201809	0.003575555	0.167445138
0.807888176	0	12.70944138	0.660395097	2.632546993	0	3.292942089	0	0	0	3.292942089	0.751809547	2.996954358	0	3.748763906	0	0	0	3.748763906	2.567753621
0	0	0	0	0	0	0	0	0	0	0	0	0	0	0	0	0	0	0	0
0.04161648	0	0.379998935	0.02813416	0.007078219	0	0.035212379	0	0	0	0.035212379	1.369704069	0.481177852	0	1.850881921	0	0	0	1.850881921	9.906659495
0	1.688997729	3.512803871	2.073695089	0	10.04592909	12.11962418	16.25963229	3.385724395	11.96929913	43.73427999	3.025931006	0	10.99902785	14.02495885	16.25963229	3.385724395	11.96929913	45.63961467	281.0627244
0	0	0.013236265	0.004118154	0	0	0.004118154	0	0	0	0.004118154	0.004688245	0	0	0.004688245	0	0	0	0.004688245	0.094037156
0	0	0	0	0	0	0	0	0	0	0	0	0	0	0	0	0	0	0	0
0	0.049633695	0.06178435	0.032594583	0	0.433956002	0.466550585	0.484854573	0.107353576	0.205859785	1.26461852	0.047561939	0	0.475127199	0.522689138	0.484854573	0.107353576	0.205859785	1.320757073	4.951059864
0	0.151477683	0.334136653	0.34154217	0	1.188767955	1.530310124	2.488828119	0.499897381	1.762486267	6.281521892	0.498377532	0	1.301551278	1.79992881	2.488828119	0.499897381	1.762486267	6.551140577	28.21936639
0	0	2.20092E-05	6.42785E-06	0	0	6.42785E-06	0	0	0	6.42785E-06	7.31768E-06	0	0	7.31768E-06	0	0	0	7.31768E-06	6.64016E-05
0	0	0	0	0	0	0	0	0	0	0	0	0	0	0	0	0	0	0	0
0	0.001294834	0.001621211	0.00087495	0	0.011214083	0.012089033	0.006105425	0.001761871	0.001953191	0.02190952	0.001276726	0	0.012278009	0.013554735	0.006105425	0.001761871	0.001953191	0.023375222	0.13253445
0	1.15709414	2.353435465	1.710718211	0	7.461097892	9.171816103	9.627038948	1.968720811	7.065983582	27.83355944	2.496275998	0	8.168963047	10.66523904	9.627038948	1.968720811	7.065983582	29.32698239	191.2661345
0	0	0.048522579	0.01751862	0	0	0.01751862	0	0	0	0.01751862	0.019943784	0	0	0.019943784	0	0	0	0.019943784	0.182975817
0	0	0	0	0	0	0	0	0	0	0	0	0	0	0	0	0	0	0	0
0	0.014580311	0.018109846	0.009522141	0	0.127660704	0.137182845	0.088886644	0.023128181	0.031921502	0.281119172	0.013894685	0	0.139772402	0.153667087	0.088886644	0.023128181	0.031921502	0.297603414	1.444926748
0.001211827	0.287611111	0.341875446	0.105145452	0.148414157	0.744277207	0.997836816	1.04117584	0.198927718	1.396611118	3.634551492	0.153427996	0.21656559	0.814889858	1.184883444	1.04117584	0.198927718	1.396611118	3.82159812	10.00912299
0.00645334	0	1.005611218	1.064047721	0.036966051	0	1.101013772	0	0	0	1.101013772	1.211347588	0.042083391	0	1.253430979	0	0	0	1.253430979	2.795974694
0	0	0	0	0	0	0	0	0	0	0	0	0	0	0	0	0	0	0	0
0.000148778	0.036242668	0.043432628	0.008714003	0.018575064	0.089229665	0.116518731	0.149983557	0.027011051	0.194539069	0.488052408	0.012715453	0.027104689	0.097695251	0.137515393	0.149983557	0.027011051	0.194539069	0.50904907	1.189965565
0.0048245	0	0.538945963	0.516012905	0.017151338	0	0.533164243	0	0	0	0.533164243	0.587446385	0.019525658	0	0.606972043	0	0	0	0.606972043	1.34173657
0	0	0	0	0	0	0	0	0	0	0	0	0	0	0	0	0	0	0	0
0	0.009078987	0.173789604	4.126723229	0	1.693914921	5.820638151	3.348948865	5.782925076	6.229912941	21.18242503	5.104439325	0	1.843399216	6.947838541	3.348948865	5.782925076	6.229912941	22.30962542	48.87451354
0	0.718648385	1.473834227	1.198394983	0	5.262680322	6.461075305	7.213213283	1.444290125	5.236409742	20.35498845	1.748695146	0	5.761972527	7.510667673	7.213213283	1.444290125	5.236409742	21.40458082	117.2099314
0	0	0.116993827	0.015961363	0	0	0.015961363	0	0	0	0.015961363	0.018170951	0	0	0.018170951	0	0	0	0.018170951	0.420576567
0	0	0	0	0	0	0	0	0	0	0	0	0	0	0	0	0	0	0	0
0	0.009033923	0.011171687	0.005792141	0	0.079512505	0.085304647	0.063218381	0.015546778	0.024254552	0.188324358	0.008451879	0	0.087056185	0.095508064	0.063218381	0.015546778	0.024254552	0.198527775	0.87986819
0	0.000312992	0.00815712	0.007188177	0	0.000704905	0.007893081	0.162700204	0.030521885	0.000876463	0.201991633	0.01048897	0	0.000771782	0.011260753	0.162700204	0.030521885	0.000876463	0.205359304	0.120719174
0	0	0.054608235	0.025498555	0	0	0.025498555	0	0	0	0.025498555	0.02902841	0	0	0.02902841	0	0	0	0.02902841	0.085859794
0.000224345	0.020552104	0.036276546	0.025842112	0.036252105	0.138993209	0.201087427	0.085224237	0.014460936	0.154973428	0.455746028	0.037708749	0.052898987	0.152180069	0.242787805	0.085224237	0.014460936	0.154973428	0.497446406	0.495869292
0.092609821	0	1.998503523	0.087911523	0.052781144	0	0.140692668	0	0	0	0.140692668	0.100080577	0.060087315	0	0.160167892	0	0	0	0.160167892	0.555726089
0	0	0	0	0	0	0	0	0	0	0	0	0	0	0	0	0	0	0	0
0.005105193	0	0.037564301	0.001721759	0.001035369	0	0.002757129	0	0	0	0.002757129	0.12298282	0.073954945	0	0.196937765	0	0	0	0.196937765	0.449494442
3.64022E-05	0.004538825	0.008572759	0.010121097	0.006572155	0.032161914	0.048855167	0.03633888	0.006568363	0.039671088	0.131433498	0.014768682	0.009590074	0.035213248	0.059572003	0.03633888	0.006568363	0.039671088	0.142150334	0.232128752
0.004654124	0	0.169346443	0.031781065	0.011260571	0	0.043041635	0	0	0	0.043041635	0.036180323	0.012819303	0	0.048999625	0	0	0	0.048999625	0.116629793
0	0	0	0	0	0	0	0	0	0	0	0	0	0	0	0	0	0	0	0
0.000254588	0	0.009938323	0.000538216	5.86029E-05	0	0.000596819	0	0	0	0.000596819	0.038443998	0.00418592	0	0.042629918	0	0	0	0.042629918	0.150877114
0.000506856	0.002114317	0.007978114	0.003503771	0.070899252	0.00991932	0.084322344	0.029388076	0.004731612	0.019579323	0.138021355	0.005112695	0.103456023	0.010860407	0.119429124	0.029388076	0.004731612	0.019579323	0.173128136	0.071624112
0.005179419	0	0.063426898	0.01047849	0.002731771	0	0.01321026	0	0	0	0.01321026	0.011928963	0.003109913	0	0.015038876	0	0	0	0.015038876	0.0384869
0	0	0	0	0	0	0	0	0	0	0	0	0	0	0	0	0	0	0	0
0.005113673	0	0.042841579	0.006576827	0.001160525	0	0.007737353	0	0	0	0.007737353	0.46977338	0.082894669	0	0.552668049	0	0	0	0.552668049	1.462323179
0	0.000531704	0.00208739	0.00101654	0	0.001980138	0.002996678	0.000960964	0.000248352	0.000964632	0.005170626	0.001483332	0	0.002168002	0.003651335	0.000960964	0.000248352	0.000964632	0.005825283	0.105876581
0	0	0.020167998	0.007456805	0	0	0.007456805	0	0	0	0.007456805	0.008489008	0	0	0.008489008	0	0	0	0.008489008	0.00881092
0	0	0	0	0	0	0	0	0	0	0	0	0	0	0	0	0	0	0	0
0	0	0.146898081	0.024518096	0	0	0.024518096	0	0	0	0.024518096	1.678572268	0	0	1.678572268	0	0	0	1.678572268	19.07166886
0	3.94623E-07	0.000621263	0.002128966	0	6.53232E-07	0.00212962	9.78624E-05	1.62594E-05	0.000179844	0.002423585	0.003106583	0	7.15207E-07	0.003107298	9.78624E-05	1.62594E-05	0.000179844	0.003401263	0.161184019
0.818879741	0	12.86595804	0.666725814	2.684137863	0	3.350863677	0	0	0	3.350863677	0.759016588	3.055686637	0	3.814703224	0	0	0	3.814703224	2.58837969

N2O_IDLEX	N2O_STREX	N2O_TOTEX	ROG_RUNEX	ROG_IDLEX	ROG_STREX	ROG_TOTEX	ROG_DIURN	ROG_HOTSOAK	ROG_RUNLOSS	ROG_TOTAL	TOG_RUNEX	TOG_IDLEX	TOG_STREX	TOG_TOTEX	TOG_DIURN	TOG_HOTSOAK	TOG_RUNLOSS	TOG_TOTAL	CO_RUNEX
0	0	0	0	0	0	0	0	0	0	0	0	0	0	0	0	0	0	0	0
0.041299062	0	0.374440218	0.026775245	0.006954665	0	0.03372991	0	0	0	0.03372991	1.308426917	0.473626862	0	1.782053779	0	0	0	1.782053779	9.552706706
0	1.678484994	3.487179438	1.991077231	0	9.64123414	11.63231137	15.7921284	3.212185109	11.6052502	42.24187508	2.905375222	0	10.55593782	13.46131304	15.7921284	3.212185109	11.6052502	44.07087675	278.5067808
0	0	0.012313234	0.003604071	0	0	0.003604071	0	0	0	0.003604071	0.004102996	0	0	0.004102996	0	0	0	0.004102996	0.084732004
0	0	0	0	0	0	0	0	0	0	0	0	0	0	0	0	0	0	0	0
0	0.04998516	0.062111503	0.032611935	0	0.438490709	0.471102643	0.510305557	0.108312698	0.216929211	1.306650109	0.047587258	0	0.480092132	0.52767939	0.510305557	0.108312698	0.216929211	1.363226856	4.954139191
0	0.147811361	0.319973223	0.296791562	0	1.088558606	1.385350167	2.376427438	0.460130238	1.679048361	5.900956205	0.43307755	0	1.191834654	1.624912204	2.376427438	0.460130238	1.679048361	6.140518242	26.6240839
0	0	2.24142E-05	6.51878E-06	0	0	6.51878E-06	0	0	0	6.51878E-06	7.4212E-06	0	0	7.4212E-06	0	0	0	7.4212E-06	6.7616E-05
0	0	0	0	0	0	0	0	0	0	0	0	0	0	0	0	0	0	0	0
0	0.001372241	0.001713709	0.000918827	0	0.011931679	0.012850506	0.006908675	0.001928307	0.002251778	0.023939266	0.00134075	0	0.013063687	0.014404436	0.006908675	0.001928307	0.002251778	0.025493196	0.139152704
0	1.160045167	2.340448865	1.651468045	0	7.258869622	8.910337667	9.669065561	1.920699242	7.101316155	27.60141863	2.409818295	0	7.947548546	10.35736684	9.669065561	1.920699242	7.101316155	29.0484478	190.284966
0	0	0.04848912	0.017660114	0	0	0.017660114	0	0	0	0.017660114	0.020104866	0	0	0.020104866	0	0	0	0.020104866	0.184634248
0	0	0	0	0	0	0	0	0	0	0	0	0	0	0	0	0	0	0	0
0	0.01508339	0.018694263	0.00977368	0	0.132547733	0.142321413	0.098525555	0.024562091	0.035813589	0.301222648	0.014261731	0	0.145123084	0.159384814	0.098525555	0.024562091	0.035813589	0.318286049	1.482984467
0.001168898	0.277403808	0.324835455	0.084544169	0.14243912	0.710301699	0.937284988	1.024333963	0.187062551	1.363225133	3.511906635	0.123366653	0.20784683	0.777690953	1.108904436	1.024333963	0.187062551	1.363225133	3.683526083	9.39309872
0.00622713	0	0.965431378	0.981668268	0.035884891	0	1.017553159	0	0	0	1.017553159	1.117564057	0.040852563	0	1.15841662	0	0	0	1.15841662	2.560673293
0	0	0	0	0	0	0	0	0	0	0	0	0	0	0	0	0	0	0	0
0.000141653	0.034349606	0.040849679	0.007661608	0.017522368	0.083521195	0.108705171	0.144400779	0.025279744	0.187994812	0.466380505	0.0111798	0.025568599	0.091445195	0.128193594	0.144400779	0.025279744	0.187994812	0.485868928	1.143767094
0.004699245	0	0.519394085	0.488434525	0.016774929	0	0.505209454	0	0	0	0.505209454	0.556050234	0.019097141	0	0.575147375	0	0	0	0.575147375	1.269959976
0	0	0	0	0	0	0	0	0	0	0	0	0	0	0	0	0	0	0	0
0	0.00891984	0.173086268	4.08374838	0	1.679451259	5.763199639	3.34811428	5.814384206	6.266281694	21.19197982	5.058454002	0	1.827786909	6.886240911	3.34811428	5.814384206	6.266281694	22.31502109	48.47827643
0	0.718654395	1.459371538	1.142281989	0	5.077274535	6.219556525	7.157150001	1.395651612	5.186699757	19.95905789	1.666815198	0	5.558976528	7.225791726	7.157150001	1.395651612	5.186699757	20.9652931	115.9849247
0	0	0.114086795	0.015003085	0	0	0.015003085	0	0	0	0.015003085	0.017080015	0	0	0.017080015	0	0	0	0.017080015	0.405603213
0	0	0	0	0	0	0	0	0	0	0	0	0	0	0	0	0	0	0	0
0	0.009359209	0.011548708	0.005953009	0	0.082688424	0.088641433	0.074094529	0.016904236	0.029403079	0.209043277	0.008686617	0	0.090533416	0.099220033	0.074094529	0.016904236	0.029403079	0.219621877	0.904153675
0	0.000303785	0.007881601	0.006706207	0	0.000684828	0.007391035	0.155692088	0.028127322	0.000838757	0.192049203	0.009785681	0	0.000749801	0.010535482	0.155692088	0.028127322	0.000838757	0.195193649	0.111441377
0	0	0.054096584	0.024491631	0	0	0.024491631	0	0	0	0.024491631	0.027882094	0	0	0.027882094	0	0	0	0.027882094	0.081653816
0.000211471	0.019780806	0.034262677	0.023257216	0.03483103	0.132509066	0.190597312	0.082709792	0.013501737	0.150977956	0.437786797	0.033936875	0.050825357	0.145080748	0.22984298	0.082709792	0.013501737	0.150977956	0.477032465	0.441192749
0.089990353	0	1.953535746	0.083080799	0.051512796	0	0.134593595	0	0	0	0.134593595	0.094581165	0.058643397	0	0.153224562	0	0	0	0.153224562	0.534098505
0	0	0	0	0	0	0	0	0	0	0	0	0	0	0	0	0	0	0	0
0.005046916	0	0.036961106	0.00169749	0.001016978	0	0.002714468	0	0	0	0.002714468	0.121249266	0.072641277	0	0.193890543	0	0	0	0.193890543	0.440317933
3.46774E-05	0.004283299	0.008035274	0.009505965	0.006344426	0.030775367	0.046625758	0.03509462	0.006223475	0.0381773	0.126121153	0.013871082	0.009257772	0.033695153	0.056824007	0.03509462	0.006223475	0.0381773	0.136319402	0.216063659
0.004596679	0	0.169161183	0.029791116	0.011221522	0	0.041012638	0	0	0	0.041012638	0.033914918	0.012774849	0	0.046689766	0	0	0	0.046689766	0.111230414
0	0	0	0	0	0	0	0	0	0	0	0	0	0	0	0	0	0	0	0
0.000256842	0	0.009980955	0.000543948	5.88119E-05	0	0.00060276	0	0	0	0.00060276	0.038853409	0.004200848	0	0.043054257	0	0	0	0.043054257	0.151976764
0.000485169	0.002046038	0.007635459	0.003354613	0.068450398	0.009549484	0.081354495	0.029255274	0.004583204	0.019628031	0.134821004	0.004895043	0.09988266	0.010455483	0.115233186	0.029255274	0.004583204	0.019628031	0.168699695	0.068826753
0.00496225	0	0.060819045	0.008883145	0.002653528	0	0.011536673	0	0	0	0.011536673	0.010112785	0.003020839	0	0.013133624	0	0	0	0.013133624	0.034153288
0	0	0	0	0	0	0	0	0	0	0	0	0	0	0	0	0	0	0	0
0.005078509	0	0.041886299	0.006380024	0.001144401	0	0.007524425	0	0	0	0.007524425	0.455716001	0.081742936	0	0.537458936	0	0	0	0.537458936	1.410657147
0	0.000503292	0.001848619	0.000879736	0	0.001724983	0.002604719	0.000888385	0.000235142	0.000909729	0.004637974	0.001283708	0	0.00188864	0.003172348	0.000888385	0.000235142	0.000909729	0.005205603	0.103940457
0	0	0.018612603	0.006923554	0	0	0.006923554	0	0	0	0.006923554	0.007881943	0	0	0.007881943	0	0	0	0.007881943	0.00825252
0	0	0	0	0	0	0	0	0	0	0	0	0	0	0	0	0	0	0	0
0	0	0.120844566	0.020073509	0	0	0.020073509	0	0	0	0.020073509	1.359990015	0	0	1.359990015	0	0	0	1.359990015	15.4163716
0	1.49422E-06	0.000587728	0.002037237	0	6.76737E-07	0.002037914	8.85753E-05	1.44969E-05	0.000163586	0.002304572	0.002972731	0	7.40942E-07	0.002973472	8.85753E-05	1.44969E-05	0.000163586	0.00324013	0.15507707
0.83179571	0	13.05234952	0.67538888	2.74007571	0	3.41546459	0	0	0	3.41546459	0.768878828	3.119367618	0	3.888246446	0	0	0	3.888246446	2.60588233
0	0	0	0	0	0	0	0	0	0	0	0	0	0	0	0	0	0	0	0
0.041002047	0	0.369781099	0.025485682	0.006842199	0	0.032327881	0	0	0	0.032327881	1.25591097	0.46712346	0	1.723034431	0	0	0	1.723034431	9.269529833
0	1.67040993	3.466515572	1.917565906	0	9.280551108	11.19811701	15.27616594	3.049291869	11.19609729	40.71967211	2.798107668	0	10.1610353	12.95914297	15.27616594	3.049291869	11.19609729	42.48069806	276.0930316
0	0	0.011603225	0.003194839	0	0	0.003194839	0	0	0	0.003194839	0.003637111	0	0	0.003637111	0	0	0	0.003637111	0.0773177
0	0	0	0	0	0	0	0	0	0	0	0	0	0	0	0	0	0	0	0
0	0.050284318	0.062375857	0.032572607	0	0.44241902	0.474991627	0.520246707	0.107962282	0.219114642	1.322315259	0.047529872	0	0.484393138	0.531923011	0.520246707	0.107962282	0.219114642	1.379246642	4.949024036
0	0.144612347	0.307752437	0.256472476	0	0.998043166	1.254515642	2.207324206	0.416706311	1.548529028	5.427075187	0.374244035	0	1.092731641	1.466975676	2.207324206	0.416706311	1.548529028	5.639535221	25.20357785
0	0	2.27828E-05	6.58787E-06	0	0	6.58787E-06	0	0	0	6.58787E-06	7.49985E-06	0	0	7.49985E-06	0	0	0	7.49985E-06	6.86281E-05
0	0	0	0	0	0	0	0	0	0	0	0	0	0	0	0	0	0	0	0
0	0.001445279	0.001800074	0.00095744	0	0.012614576	0.013572016	0.007781297	0.002098476	0.002576779	0.026028567	0.001397094	0	0.013811373	0.015208467	0.007781297	0.002098476	0.002576779	0.027665018	0.145006153
0	1.163530629	2.329784782	1.597757808	0	7.083229589	8.680987398	9.662552266	1.8746359	7.09221596	27.31039152	2.331444443	0	7.755244819	10.08668926	9.662552266	1.8746359	7.09221596	28.71609339	189.2742529
0	0	0.04850224	0.017750858	0	0	0.017750858	0	0	0	0.017750858	0.020208172	0	0	0.020208172	0	0	0	0.020208172	0.185776739
0	0	0	0	0	0	0	0	0	0	0	0	0	0	0	0	0	0	0	0
0	0.015536616	0.01921405	0.009976994	0	0.136985937	0.146962931	0.110357877	0.026165879	0.040873965	0.324360652	0.014558406	0	0.149982359	0.164540764	0.110357877	0.026165879	0.040873965	0.341938486	1.514048083
0.00112933	0.268165753	0.309837331	0.067376867	0.137035932	0.680492278	0.884905077	1.005995156	0.176366132	1.328504647	3.395771012	0.098316166	0.199962511	0.74505339	1.043332066	1.005995156	0.176366132	1.328504647	3.554198001	8.853928595
0.006011647	0	0.929422258	0.911659177	0.034845479	0	0.946504657	0	0	0	0.946504657	1.037863362	0.039669262	0	1.077532624	0	0	0	1.077532624	2.356556511
0	0	0	0	0	0	0	0	0	0	0	0	0	0	0	0	0	0	0	0
0.000135073	0.032610355	0.038453818	0.006531428	0.01654772	0.078269694	0.101348842	0.141636019	0.023842383	0.184660495	0.45148774	0.009530645	0.024146394	0.085695463	0.119372502	0.141636019	0.023842383	0.184660495	0.469511399	1.096409574
0.004575324	0	0.501778345	0.464307168	0.016402263	0	0.480709431	0	0	0	0.480709431	0.528582842	0.018672886	0	0.547255728	0	0	0	0.547255728	1.205768057
0	0	0	0	0	0	0	0	0	0	0	0	0	0	0	0	0	0	0	0
0	0.008770099	0.172448702	4.043566126	0	1.666077781	5.709643907	3.341617951	5.845299463	6.299677134	21.19623846	5.015174064	0	1.813355542	6.828529606	3.341617951	5.845299463	6.299677134	22.31512415	48.08813503
0	0.718396302	1.442894512	1.070564684	0	4.877343955	5.94790864	7.017247243	1.333439521	5.066246699	19.3648421	1.562165474	0	5.340077709	6.902243183	7.017247243	1.333439521	5.066246699	20.31917665	114.1999768
0	0	0.111589443	0.014092566	0	0	0.014092566	0	0	0	0.014092566	0.01604345	0	0	0.01604345	0	0	0	0.01604345	0.391135768
0	0	0	0	0	0	0	0	0	0	0	0	0	0	0	0	0	0	0	0
0	0.009658315	0.011891144	0.006086206	0	0.085632545	0.091718751	0.079270943	0.017682482	0.031277385	0.219949562	0.008880977	0	0.093756858	0.102637835	0.079270943	0.017682482	0.031277385	0.230868646	0.924441014

N2O_IDLEX	N2O_STREX	N2O_TOTEX	ROG_RUNEX	ROG_IDLEX	ROG_STREX	ROG_TOTEX	ROG_DIURN	ROG_HOTSOAK	ROG_RUNLOSS	ROG_TOTAL	TOG_RUNEX	TOG_IDLEX	TOG_STREX	TOG_TOTEX	TOG_DIURN	TOG_HOTSOAK	TOG_RUNLOSS	TOG_TOTAL	CO_RUNEX
0	0.00029446	0.007621151	0.006226146	0	0.000665516	0.006891661	0.144015261	0.025366135	0.000774285	0.177047342	0.009085177	0	0.000728656	0.009813833	0.144015261	0.025366135	0.000774285	0.179969514	0.102657045
0	0	0.053636224	0.023580161	0	0	0.023580161	0	0	0	0.023580161	0.026844446	0	0	0.026844446	0	0	0	0.026844446	0.077758435
0.000200119	0.018969798	0.032351934	0.020868115	0.033484986	0.126333561	0.180686662	0.080035869	0.012584442	0.146550843	0.419857816	0.030450705	0.048861213	0.138319348	0.217631265	0.080035869	0.012584442	0.146550843	0.456802419	0.393464492
0.087590612	0	1.915076158	0.079124922	0.050387959	0	0.129512881	0	0	0	0.129512881	0.0900777	0.057362856	0	0.147440557	0	0	0	0.147440557	0.517095282
0	0	0	0	0	0	0	0	0	0	0	0	0	0	0	0	0	0	0	0
0.004982637	0	0.036416268	0.001677728	0.000997858	0	0.002675585	0	0	0	0.002675585	0.119837691	0.07127554	0	0.191113231	0	0	0	0.191113231	0.433613716
3.32804E-05	0.004008814	0.007487284	0.008837989	0.006133284	0.029517047	0.04448832	0.034052008	0.005891435	0.036803872	0.121235635	0.012896373	0.008949673	0.032317451	0.054163497	0.034052008	0.005891435	0.036803872	0.130910812	0.200092315
0.00454566	0	0.169047946	0.027980975	0.011192159	0	0.039173135	0	0	0	0.039173135	0.03185421	0.012741422	0	0.044595632	0	0	0	0.044595632	0.106300659
0	0	0	0	0	0	0	0	0	0	0	0	0	0	0	0	0	0	0	0
0.000259285	0	0.0100152	0.000548517	5.91095E-05	0	0.000607626	0	0	0	0.000607626	0.039179781	0.00422211	0	0.043401891	0	0	0	0.043401891	0.152833749
0.000460673	0.001976882	0.007288552	0.003209725	0.06570253	0.009188231	0.078100487	0.02805467	0.004321392	0.018922928	0.129399476	0.004683624	0.095872978	0.010059957	0.110616558	0.02805467	0.004321392	0.018922928	0.161915548	0.065979853
0.004750455	0	0.058296361	0.007372867	0.002570074	0	0.009942941	0	0	0	0.009942941	0.008393448	0.002925834	0	0.011319282	0	0	0	0.011319282	0.030083308
0	0	0	0	0	0	0	0	0	0	0	0	0	0	0	0	0	0	0	0
0.005015198	0	0.040780848	0.006161368	0.001120955	0	0.007282323	0	0	0	0.007282323	0.440097682	0.080068233	0	0.520165914	0	0	0	0.520165914	1.353900739
0	0.000446985	0.001383648	0.000633077	0	0.001267186	0.001900263	0.000840237	0.00021913	0.000863094	0.003822724	0.000923785	0	0.001387409	0.002311194	0.000840237	0.00021913	0.000863094	0.004233655	0.099686686
0	0	0.014418011	0.005481553	0	0	0.005481553	0	0	0	0.005481553	0.006240335	0	0	0.006240335	0	0	0	0.006240335	0.006730324
0	0	0	0	0	0	0	0	0	0	0	0	0	0	0	0	0	0	0	0
0	0	0.097152338	0.016174325	0	0	0.016174325	0	0	0	0.016174325	1.082034656	0	0	1.082034656	0	0	0	1.082034656	12.27944947
0	3.09157E-06	0.000557055	0.001957428	0	5.76466E-07	0.001958004	8.37445E-05	1.31162E-05	0.000155271	0.002210136	0.002856274	0	6.31157E-07	0.002856905	8.37445E-05	1.31162E-05	0.000155271	0.003109036	0.149124925
0.846636938	0	13.2637819	0.685124882	2.800709645	0	3.485834527	0	0	0	3.485834527	0.779962526	3.188394737	0	3.968357263	0	0	0	3.968357263	2.629183976
0	0	0	0	0	0	0	0	0	0	0	0	0	0	0	0	0	0	0	0
0.040718715	0	0.365251276	0.024142244	0.006738355	0	0.030880599	0	0	0	0.030880599	1.208964598	0.461585649	0	1.670550247	0	0	0	1.670550247	9.013844075
0	1.664166312	3.449343856	1.849436668	0	8.947380012	10.79681668	14.65626757	2.881430977	10.70349359	39.03800881	2.698693645	0	9.796254887	12.49494853	14.65626757	2.881430977	10.70349359	40.73614067	274.0178791
0	0	0.011044464	0.00284573	0	0	0.00284573	0	0	0	0.00284573	0.003239675	0	0	0.003239675	0	0	0	0.003239675	0.071194019
0	0	0	0	0	0	0	0	0	0	0	0	0	0	0	0	0	0	0	0
0	0.050541609	0.062601953	0.032534653	0	0.445861268	0.478395921	0.526833513	0.107311063	0.219362829	1.331903326	0.04747449	0	0.488161967	0.535636457	0.526833513	0.107311063	0.219362829	1.389143861	4.944050887
0	0.14187714	0.297451935	0.223610483	0	0.921612834	1.145223317	2.063671171	0.379279345	1.439726879	5.027900711	0.326291892	0	1.009050048	1.335341939	2.063671171	0.379279345	1.439726879	5.218019333	24.06175798
0	0	2.31155E-05	6.65668E-06	0	0	6.65668E-06	0	0	0	6.65668E-06	7.57818E-06	0	0	7.57818E-06	0	0	0	7.57818E-06	6.96363E-05
0	0	0	0	0	0	0	0	0	0	0	0	0	0	0	0	0	0	0	0
0	0.001513757	0.001880539	0.000992536	0	0.013261102	0.014253638	0.00882923	0.002281821	0.002980222	0.028344911	0.001448306	0	0.014519237	0.015967544	0.00882923	0.002281821	0.002980222	0.030058817	0.150330082
0	1.167401625	2.321321638	1.544514703	0	6.923591576	8.468106279	9.496278982	1.813250241	6.951961529	26.72959703	2.253752229	0	7.580461288	9.834213517	9.496278982	1.813250241	6.951961529	28.09570427	188.3022527
0	0	0.048527263	0.017832747	0	0	0.017832747	0	0	0	0.017832747	0.020301397	0	0	0.020301397	0	0	0	0.020301397	0.186815781
0	0	0	0	0	0	0	0	0	0	0	0	0	0	0	0	0	0	0	0
0	0.015943068	0.019677621	0.010153424	0	0.141005176	0.1511586	0.120098513	0.027493892	0.044747328	0.343498333	0.014815852	0	0.154382919	0.169198772	0.120098513	0.027493892	0.044747328	0.361538504	1.541043714
0.001089258	0.258782167	0.294786764	0.052256753	0.13133516	0.64590325	0.829495163	0.964018221	0.160318195	1.253166498	3.206998077	0.076252931	0.191643957	0.707182758	0.975079645	0.964018221	0.160318195	1.253166498	3.35258256	8.367956075
0.005804221	0	0.89601313	0.848283826	0.033834845	0	0.882118671	0	0	0	0.882118671	0.965714738	0.038518721	0	1.004233459	0	0	0	1.004233459	2.17233829
0	0	0	0	0	0	0	0	0	0	0	0	0	0	0	0	0	0	0	0
0.000128961	0.03098622	0.036272233	0.005673379	0.015637071	0.073331469	0.094641919	0.135485134	0.022083357	0.176557361	0.428767771	0.008278582	0.022817577	0.080288728	0.111384886	0.135485134	0.022083357	0.176557361	0.445510739	1.056352434
0.004464306	0	0.486023633	0.444199319	0.016064889	0	0.460264207	0	0	0	0.460264207	0.505691392	0.018288808	0	0.5239802	0	0	0	0.5239802	1.150636824
0	0	0	0	0	0	0	0	0	0	0	0	0	0	0	0	0	0	0	0
0	0.008639639	0.171871114	4.008616929	0	1.653634456	5.662251385	3.32295562	5.875687315	6.327866566	21.18876089	4.977055798	0	1.799896614	6.776952412	3.32295562	5.875687315	6.327866566	22.30346191	47.74525789
0	0.718740839	1.429637459	1.013328366	0	4.713654824	5.72698319	6.805679924	1.267185025	4.887101878	18.68695002	1.478646373	0	5.160858714	6.639505087	6.805679924	1.267185025	4.887101878	19.59947191	112.9171247
0	0	0.109478833	0.013351133	0	0	0.013351133	0	0	0	0.013351133	0.015199377	0	0	0.015199377	0	0	0	0.015199377	0.379137451
0	0	0	0	0	0	0	0	0	0	0	0	0	0	0	0	0	0	0	0
0	0.009930371	0.0122009	0.006203467	0	0.088337735	0.094541202	0.084315917	0.018410521	0.033032571	0.230300211	0.009052085	0	0.0967187	0.105770785	0.084315917	0.018410521	0.033032571	0.241529794	0.942318202
0	0.000285044	0.007391183	0.005911292	0	0.000647981	0.006559273	0.133884545	0.022936454	0.000719322	0.164099594	0.008625744	0	0.000709458	0.009335202	0.133884545	0.022936454	0.000719322	0.166875522	0.095390011
0	0	0.053224001	0.022748585	0	0	0.022748585	0	0	0	0.022748585	0.025897751	0	0	0.025897751	0	0	0	0.025897751	0.074154764
0.000189515	0.01818305	0.030623993	0.018969369	0.032240094	0.120703567	0.17191303	0.076174747	0.011710357	0.140507167	0.4003053	0.027680059	0.04704467	0.132155212	0.206879941	0.076174747	0.011710357	0.140507167	0.435272211	0.355413213
0.085361701	0	1.88096542	0.075444056	0.049344454	0	0.12478851	0	0	0	0.12478851	0.085887315	0.056174905	0	0.14206222	0	0	0	0.14206222	0.501602818
0	0	0	0	0	0	0	0	0	0	0	0	0	0	0	0	0	0	0	0
0.004912643	0	0.035877857	0.001658015	0.000978546	0	0.002636561	0	0	0	0.002636561	0.118429628	0.069896125	0	0.188325753	0	0	0	0.188325753	0.427108339
3.18975E-05	0.003821332	0.007062347	0.008253866	0.005935914	0.02826261	0.042452391	0.032728841	0.005538317	0.035097323	0.115816872	0.012044022	0.008661672	0.030944001	0.051649695	0.032728841	0.005538317	0.035097323	0.125014176	0.187155391
0.004506857	0	0.169006603	0.025973585	0.01118199	0	0.037155575	0	0	0	0.037155575	0.029568949	0.012729845	0	0.042298794	0	0	0	0.042298794	0.100968396
0	0	0	0	0	0	0	0	0	0	0	0	0	0	0	0	0	0	0	0
0.000261702	0	0.01004471	0.000552321	5.94994E-05	0	0.00061182	0	0	0	0.00061182	0.039451502	0.004249959	0	0.043701461	0	0	0	0.043701461	0.153598957
0.00043407	0.001868656	0.006815596	0.00303559	0.062452135	0.008736728	0.074224453	0.026347132	0.003985752	0.017877958	0.122435294	0.004429526	0.091130009	0.009565617	0.105125152	0.026347132	0.003985752	0.017877958	0.153335993	0.062311662
0.004544594	0	0.055867129	0.00598192	0.002481914	0	0.008463834	0	0	0	0.008463834	0.006809961	0.002825471	0	0.009635431	0	0	0	0.009635431	0.026351158
0	0	0	0	0	0	0	0	0	0	0	0	0	0	0	0	0	0	0	0
0.004919746	0	0.039463507	0.005909023	0.001089216	0	0.006998239	0	0	0	0.006998239	0.422073101	0.077801111	0	0.499874212	0	0	0	0.499874212	1.288987241
0	0.000386317	0.000961639	0.000429911	0	0.000762696	0.001192607	0.000704578	0.000190448	0.000747286	0.002834919	0.000627325	0	0.000835056	0.001462381	0.000704578	0.000190448	0.000747286	0.003104693	0.095967907
0	0	0.011404968	0.004380814	0	0	0.004380814	0	0	0	0.004380814	0.004987227	0	0	0.004987227	0	0	0	0.004987227	0.005505928
0	0	0	0	0	0	0	0	0	0	0	0	0	0	0	0	0	0	0	0
0	0	0.080433601	0.013512527	0	0	0.013512527	0	0	0	0.013512527	0.892097372	0	0	0.892097372	0	0	0	0.892097372	10.17239846
0	5.49071E-06	0.00052929	0.001874169	0	5.31565E-07	0.001874701	8.05791E-05	1.2199E-05	0.000151032	0.002118511	0.002734783	0	5.81996E-07	0.002735365	8.05791E-05	1.2199E-05	0.000151032	0.002979175	0.143240464
0.863430479	0	13.50077381	0.696158411	2.866372672	0	3.562531083	0	0	0	3.562531083	0.792523358	3.263147096	0	4.055670454	0	0	0	4.055670454	2.658570166
0	0	0	0	0	0	0	0	0	0	0	0	0	0	0	0	0	0	0	0
0.04045046	0	0.360911201	0.022827366	0.006644312	0	0.029471679	0	0	0	0.029471679	1.168960038	0.4569527	0	1.625912738	0	0	0	1.625912738	8.787110141
0	1.659556959	3.435500823	1.786984281	0	8.642821517	10.4298058	14.26448848	2.783904219	10.46644586	37.94464436	2.607563268	0	9.46280167	12.07036494	14.26448848	2.783904219	10.46644586	39.5852035	272.1032387
0	0	0.010618783	0.002567443	0	0	0.002567443	0	0	0	0.002567443	0.002922863	0	0	0.002922863	0	0	0	0.002922863	0.066203952
0	0	0	0	0	0	0	0	0	0	0	0	0	0	0	0	0	0	0	0

N2O_IDLEX	N2O_STREX	N2O_TOTEX	ROG_RUNEX	ROG_IDLEX	ROG_STREX	ROG_TOTEX	ROG_DIURN	ROG_HOTSOAK	ROG_RUNLOSS	ROG_TOTAL	TOG_RUNEX	TOG_IDLEX	TOG_STREX	TOG_TOTEX	TOG_DIURN	TOG_HOTSOAK	TOG_RUNLOSS	TOG_TOTAL	CO_RUNEX
0	0.050770011	0.062789043	0.032422345	0	0.448908017	0.481330362	0.537157986	0.107220182	0.221774605	1.347483135	0.04731061	0	0.491497773	0.538808383	0.537157986	0.107220182	0.221774605	1.404961156	4.932792139
0	0.139337448	0.288225519	0.194199228	0	0.849857984	1.044057212	1.947414659	0.355167892	1.373165623	4.719805386	0.283375057	0	0.930487519	1.213862576	1.947414659	0.355167892	1.373165623	4.889610751	23.02011544
0	0	2.34017E-05	6.68742E-06	0	0	6.68742E-06	0	0	0	6.68742E-06	7.61318E-06	0	0	7.61318E-06	0	0	0	7.61318E-06	7.02268E-05
0	0	0	0	0	0	0	0	0	0	0	0	0	0	0	0	0	0	0	0
0	0.001577747	0.001954841	0.001022009	0	0.013870257	0.014892265	0.009995629	0.002470692	0.00344778	0.030806366	0.001491313	0	0.015186185	0.016677498	0.009995629	0.002470692	0.00344778	0.032591599	0.154949825
0	1.171123812	2.314014262	1.495557613	0	6.780920589	8.276478202	9.421685467	1.777961087	6.912882432	26.38900719	2.182314158	0	7.424254516	9.606568674	9.421685467	1.777961087	6.912882432	27.71909766	187.2942989
0	0	0.048542267	0.017823635	0	0	0.017823635	0	0	0	0.017823635	0.020291024	0	0	0.020291024	0	0	0	0.020291024	0.186888098
0	0	0	0	0	0	0	0	0	0	0	0	0	0	0	0	0	0	0	0
0	0.016306527	0.020085845	0.010283946	0	0.144624707	0.154908654	0.131874925	0.028961317	0.049739169	0.365484065	0.01500631	0	0.15834585	0.173352161	0.131874925	0.028961317	0.049739169	0.383927572	1.562472817
0.001051503	0.249643521	0.283206171	0.049354216	0.126174467	0.615717497	0.79124618	0.937348869	0.152906104	1.234998026	3.116499179	0.072017556	0.184113486	0.674133158	0.930264199	0.937348869	0.152906104	1.234998026	3.255517198	8.14821083
0.005609154	0	0.865188544	0.794376605	0.032874289	0	0.827250893	0	0	0	0.827250893	0.904344951	0.037425192	0	0.941770143	0	0	0	0.941770143	2.011970018
0	0	0	0	0	0	0	0	0	0	0	0	0	0	0	0	0	0	0	0
0.000123316	0.029488874	0.034390294	0.005269369	0.014808071	0.068950414	0.089027854	0.131008366	0.02079362	0.171769486	0.412599325	0.00768905	0.021607903	0.075492024	0.104788978	0.131008366	0.02079362	0.171769486	0.428360449	1.026625414
0.004358939	0	0.471585262	0.427269639	0.015741474	0	0.443011113	0	0	0	0.443011113	0.486418078	0.017920621	0	0.504338699	0	0	0	0.504338699	1.10127415
0	0	0	0	0	0	0	0	0	0	0	0	0	0	0	0	0	0	0	0
0	0.008507913	0.171296121	3.970511076	0	1.64100031	5.611511386	3.311613805	5.90483915	6.35756461	21.18552895	4.934609513	0	1.786232624	6.720842137	3.311613805	5.90483915	6.35756461	22.2948597	47.39121543
0	0.719444751	1.42064664	0.986201932	0	4.602908818	5.58911075	6.678789856	1.231438778	4.812476447	18.31181583	1.439063544	0	5.039605778	6.478669322	6.678789856	1.231438778	4.812476447	19.2013744	112.2817237
0	0	0.107712155	0.012679377	0	0	0.012679377	0	0	0	0.012679377	0.014434627	0	0	0.014434627	0	0	0	0.014434627	0.367543658
0	0	0	0	0	0	0	0	0	0	0	0	0	0	0	0	0	0	0	0
0	0.010178497	0.012479307	0.006292949	0	0.090824028	0.097116977	0.089367954	0.019113871	0.034856874	0.240455676	0.009182656	0	0.099440879	0.108623535	0.089367954	0.019113871	0.034856874	0.251962234	0.95687048
0	0.000276209	0.007219359	0.00569746	0	0.000634279	0.006331739	0.126271449	0.021268875	0.00068493	0.154556992	0.008313721	0	0.000694455	0.009008176	0.126271449	0.021268875	0.00068493	0.157233429	0.090531624
0	0	0.052826376	0.02196559	0	0	0.02196559	0	0	0	0.02196559	0.025006364	0	0	0.025006364	0	0	0	0.025006364	0.07073235
0.000180266	0.017248439	0.028892272	0.017235223	0.031060188	0.115466731	0.163762142	0.073155984	0.010958339	0.135894813	0.383771277	0.025149597	0.045322953	0.126421536	0.196894087	0.073155984	0.010958339	0.135894813	0.416903222	0.322996925
0.083357022	0	1.85082953	0.072377823	0.048439466	0	0.120817289	0	0	0	0.120817289	0.082396642	0.055144645	0	0.137541287	0	0	0	0.137541287	0.488102765
0	0	0	0	0	0	0	0	0	0	0	0	0	0	0	0	0	0	0	0
0.004840708	0	0.03535072	0.001638851	0.000958935	0	0.002597786	0	0	0	0.002597786	0.117060812	0.068495325	0	0.185556137	0	0	0	0.185556137	0.420791297
3.0655E-05	0.003684358	0.006778103	0.007851638	0.00576525	0.027384818	0.041001706	0.031828191	0.005346183	0.034296371	0.112472451	0.011457092	0.008412639	0.029982928	0.049852659	0.031828191	0.005346183	0.034296371	0.121323404	0.177857874
0.004477758	0	0.169078358	0.024114042	0.011181917	0	0.035295959	0	0	0	0.035295959	0.027452002	0.012729761	0	0.040181763	0	0	0	0.040181763	0.096154686
0	0	0	0	0	0	0	0	0	0	0	0	0	0	0	0	0	0	0	0
0.000263924	0	0.010065938	0.000555167	5.98871E-05	0	0.000615054	0	0	0	0.000615054	0.039654793	0.004277652	0	0.043932446	0	0	0	0.043932446	0.154173406
0.000403555	0.001691747	0.006160854	0.002815117	0.058487329	0.008135963	0.069438409	0.024288333	0.003583269	0.01660505	0.113915062	0.004107812	0.085344574	0.008907855	0.098360241	0.024288333	0.003583269	0.01660505	0.142836894	0.057813339
0.004342966	0	0.053541676	0.004739236	0.002389725	0	0.007128961	0	0	0	0.007128961	0.005395259	0.00272052	0	0.008115779	0	0	0	0.008115779	0.022978783
0	0	0	0	0	0	0	0	0	0	0	0	0	0	0	0	0	0	0	0
0.004793286	0	0.0379914	0.005635065	0.001049412	0	0.006684477	0	0	0	0.006684477	0.402504617	0.074958008	0	0.477462625	0	0	0	0.477462625	1.219036327
0	0.000387312	0.000958293	0.000422611	0	0.000760044	0.001182655	0.000760551	0.000198439	0.000791553	0.002933198	0.000616673	0	0.000832152	0.001448825	0.000760551	0.000198439	0.000791553	0.003199368	0.097344566
0	0	0.009342521	0.003651275	0	0	0.003651275	0	0	0	0.003651275	0.004156703	0	0	0.004156703	0	0	0	0.004156703	0.004742569
0	0	0	0	0	0	0	0	0	0	0	0	0	0	0	0	0	0	0	0
0	0	0.069568732	0.011722248	0	0	0.011722248	0	0	0	0.011722248	0.761258824	0	0	0.761258824	0	0	0	0.761258824	8.6892691
0	9.46588E-06	0.000497178	0.001794916	0	5.3033E-07	0.001795446	7.84303E-05	1.13934E-05	0.000148201	0.002033471	0.002619137	0	5.80644E-07	0.002619717	7.84303E-05	1.13934E-05	0.000148201	0.002857742	0.137956925
0.881981156	0	13.76352896	0.708517894	2.936640992	0	3.645158886	0	0	0	3.645158886	0.806593689	3.343142229	0	4.149735918	0	0	0	4.149735918	2.694238446
0	0	0	0	0	0	0	0	0	0	0	0	0	0	0	0	0	0	0	0
0.040220993	0	0.356866053	0.021534613	0.006565693	0	0.028100306	0	0	0	0.028100306	1.13416244	0.453537202	0	1.587699642	0	0	0	1.587699642	8.582279472
0	1.656074961	3.424971841	1.738298629	0	8.380561734	10.11886036	13.95911989	2.69834818	10.30374263	37.08007106	2.53652128	0	9.175660219	11.7121815	13.95911989	2.69834818	10.30374263	38.6733922	270.8274261
0	0	0.010299701	0.002361064	0	0	0.002361064	0	0	0	0.002361064	0.002687915	0	0	0.002687915	0	0	0	0.002687915	0.062628145
0	0	0	0	0	0	0	0	0	0	0	0	0	0	0	0	0	0	0	0
0	0.050972677	0.062970822	0.032398457	0	0.451640158	0.484038615	0.549693938	0.107239325	0.22404248	1.365014358	0.047275752	0	0.494489124	0.541764876	0.549693938	0.107239325	0.22404248	1.422740619	4.929862368
0	0.13699397	0.280120421	0.171455945	0	0.788485498	0.959941443	1.841430972	0.332227527	1.315372438	4.44897238	0.250188113	0	0.863292372	1.113480485	1.841430972	0.332227527	1.315372438	4.602511421	22.18243725
0	0	2.36623E-05	6.74374E-06	0	0	6.74374E-06	0	0	0	6.74374E-06	7.6773E-06	0	0	7.6773E-06	0	0	0	7.6773E-06	7.10639E-05
0	0	0	0	0	0	0	0	0	0	0	0	0	0	0	0	0	0	0	0
0	0.001637143	0.002023826	0.001050628	0	0.0144416	0.015492228	0.011334564	0.002666195	0.003980638	0.033473624	0.001533074	0	0.015811734	0.017344808	0.011334564	0.002666195	0.003980638	0.035326204	0.159301807
0	1.173659468	2.304156503	1.445907074	0	6.636664232	8.082571306	9.343382788	1.740284856	6.889321908	26.05556086	2.109864208	0	7.266311963	9.376176171	9.343382788	1.740284856	6.889321908	27.34916572	186.2374395
0	0	0.048574579	0.01788511	0	0	0.01788511	0	0	0	0.01788511	0.020361009	0	0	0.020361009	0	0	0	0.020361009	0.187672785
0	0	0	0	0	0	0	0	0	0	0	0	0	0	0	0	0	0	0	0
0	0.016630645	0.020452036	0.010416355	0	0.147885311	0.158301666	0.14370288	0.030318409	0.054379654	0.386702608	0.01519952	0	0.161915801	0.177115321	0.14370288	0.030318409	0.054379654	0.405516264	1.58281736
0.001015477	0.240974392	0.272218943	0.046616399	0.121192536	0.585125993	0.752934928	0.913646098	0.145480642	1.220674511	3.032736179	0.068022539	0.176843864	0.640639311	0.885505715	0.913646098	0.145480642	1.220674511	3.165306966	7.938986824
0.005417973	0	0.836493136	0.743947533	0.031923528	0	0.775871061	0	0	0	0.775871061	0.846934806	0.036342814	0	0.88327762	0	0	0	0.88327762	1.862721884
0	0	0	0	0	0	0	0	0	0	0	0	0	0	0	0	0	0	0	0
0.000118132	0.028137454	0.032706136	0.004917988	0.014049652	0.064886209	0.083853849	0.127517817	0.019623661	0.168311452	0.399306778	0.007176316	0.020501219	0.071042232	0.098719767	0.127517817	0.019623661	0.168311452	0.414172696	0.998754568
0.004262179	0	0.458536635	0.41254439	0.015440815	0	0.427985204	0	0	0	0.427985204	0.46965436	0.017578341	0	0.487232701	0	0	0	0.487232701	1.057385513
0	0	0	0	0	0	0	0	0	0	0	0	0	0	0	0	0	0	0	0
0	0.008391816	0.170836368	3.942021814	0	1.630885803	5.572907616	3.311316327	5.93686012	6.393583722	21.21466779	4.903660923	0	1.775303713	6.678964636	3.311316327	5.93686012	6.393583722	22.3207248	47.11571425
0	0.720081323	1.411913572	0.960800808	0	4.500162202	5.46096301	6.575444596	1.198144538	4.759453545	17.99400569	1.401998284	0	4.927111166	6.32910945	6.575444596	1.198144538	4.759453545	18.86215213	111.7336095
0	0	0.106323218	0.012177805	0	0	0.012177805	0	0	0	0.012177805	0.013863621	0	0	0.013863621	0	0	0	0.013863621	0.359535446
0	0	0	0	0	0	0	0	0	0	0	0	0	0	0	0	0	0	0	0
0	0.010402482	0.012731834	0.006383598	0	0.093093356	0.099476954	0.096254352	0.019914655	0.037405907	0.253051868	0.009314931	0	0.101925507	0.111240438	0.096254352	0.019914655	0.037405907	0.264815352	0.970737233
0	0.000258693	0.007721509	0.005462216	0	0.000620268	0.006082483	0.119515005	0.019705438	0.000655347	0.145958274	0.007970452	0	0.000679115	0.008649567	0.119515005	0.019705438	0.000655347	0.148525358	0.085164924
0	0	0.052445635	0.021237703	0	0	0.021237703	0	0	0	0.021237703	0.024177713	0	0	0.024177713	0	0	0	0.024177713	0.06751618
0.00017171	0.016389731	0.027346121	0.015819973	0.029958785	0.110623649	0.156402407	0.071017002	0.010303571	0.132611764	0.370334744	0.023084467	0.043715789	0.121118971	0.187919228	0.071017002	0.010303571	0.132611764	0.401851564	0.296719403
0.081545992	0	1.824841194	0.069519649	0.047626851	0	0.1171465	0	0	0	0.1171465	0.079142829	0.054219545	0	0.133362373	0	0	0	0.133362373	0.475434611
0	0	0	0	0	0	0	0	0	0	0	0	0	0	0	0	0	0	0	0

N2O_IDLEX	N2O_STREX	N2O_TOTEX	ROG_RUNEX	ROG_IDLEX	ROG_STREX	ROG_TOTEX	ROG_DIURN	ROG_HOTSOAK	ROG_RUNLOSS	ROG_TOTAL	TOG_RUNEX	TOG_IDLEX	TOG_STREX	TOG_TOTEX	TOG_DIURN	TOG_HOTSOAK	TOG_RUNLOSS	TOG_TOTAL	CO_RUNEX
0.004765357	0	0.034830566	0.001619868	0.000939585	0	0.002559453	0	0	0	0.002559453	0.115704848	0.067113214	0	0.182818062	0	0	0	0.182818062	0.414678518
2.93345E-05	0.003561958	0.006605301	0.007307571	0.005582902	0.026444519	0.039334992	0.030660883	0.005110914	0.033333013	0.108439801	0.010663191	0.008146557	0.02895342	0.047763168	0.030660883	0.005110914	0.033333013	0.116867977	0.162628508
0.004459159	0	0.169198467	0.021888009	0.011194712	0	0.033082721	0	0	0	0.033082721	0.024917832	0.012744327	0	0.037662159	0	0	0	0.037662159	0.090429845
0	0	0	0	0	0	0	0	0	0	0	0	0	0	0	0	0	0	0	0
0.000266467	0	0.010099679	0.000558358	6.03971E-05	0	0.000618755	0	0	0	0.000618755	0.039882704	0.00431408	0	0.044196785	0	0	0	0.044196785	0.154905299
0.000382723	0.001569881	0.005696994	0.002675026	0.055847183	0.00771322	0.06623543	0.023154023	0.003325668	0.015931982	0.108647103	0.003903392	0.081492079	0.008445005	0.093840476	0.023154023	0.003325668	0.015931982	0.13625215	0.055013691
0.004146641	0	0.051334305	0.003704368	0.002296299	0	0.006000667	0	0	0	0.006000667	0.004217141	0.002614162	0	0.006831303	0	0	0	0.006831303	0.020083265
0	0	0	0	0	0	0	0	0	0	0	0	0	0	0	0	0	0	0	0
0.004637387	0	0.036345193	0.005333636	0.00100181	0	0.006335446	0	0	0	0.006335446	0.380973967	0.07155789	0	0.452531857	0	0	0	0.452531857	1.142445849
0	0.000393063	0.000969524	0.000425022	0	0.000767696	0.001192717	0.000708216	0.000192849	0.000752935	0.002846718	0.000620191	0	0.00084053	0.001460721	0.000708216	0.000192849	0.000752935	0.003114722	0.098767143
0	0	0.007102249	0.002774303	0	0	0.002774303	0	0	0	0.002774303	0.003158336	0	0	0.003158336	0	0	0	0.003158336	0.003370451
0	0	0	0	0	0	0	0	0	0	0	0	0	0	0	0	0	0	0	0
0	0	0.053934126	0.009219468	0	0	0.009219468	0	0	0	0.009219468	0.581334088	0	0	0.581334088	0	0	0	0.581334088	6.642553886
0	1.38866E-05	0.000479431	0.001724033	0	5.22198E-07	0.001724556	7.74041E-05	1.0845E-05	0.00014709	0.001959895	0.002515705	0	5.71741E-07	0.002516277	7.74041E-05	1.0845E-05	0.00014709	0.002751616	0.133094313
0.902247938	0	14.05033192	0.722179626	3.011571013	0	3.733750639	0	0	0	3.733750639	0.822146531	3.428444354	0	4.250590885	0	0	0	4.250590885	2.735814057
0	0	0	0	0	0	0	0	0	0	0	0	0	0	0	0	0	0	0	0
0.040041679	0	0.353335214	0.020365827	0.006504524	0	0.026870351	0	0	0	0.026870351	1.105513757	0.451275402	0	1.556789158	0	0	0	1.556789158	8.405148808
0	1.65381851	3.417430048	1.702480009	0	8.17099381	9.873473818	13.75020609	2.628748744	10.17126775	36.4236964	2.484254833	0	8.94620972	11.43046455	13.75020609	2.628748744	10.17126775	37.98068713	269.9515843
0	0	0.010050848	0.002187173	0	0	0.002187173	0	0	0	0.002187173	0.002489951	0	0	0.002489951	0	0	0	0.002489951	0.059709733
0	0	0	0	0	0	0	0	0	0	0	0	0	0	0	0	0	0	0	0
0	0.05115834	0.06314029	0.032382455	0	0.45412401	0.486506465	0.560273896	0.107327943	0.225471977	1.37958028	0.047252402	0	0.497208629	0.544461032	0.560273896	0.107327943	0.225471977	1.437534847	4.928090325
0	0.134794205	0.272854695	0.153426776	0	0.73543259	0.888859365	1.756276469	0.311290888	1.261842742	4.218269464	0.223879991	0	0.805206115	1.029086106	1.756276469	0.311290888	1.261842742	4.358496205	21.48280073
0	0	2.38904E-05	6.79364E-06	0	0	6.79364E-06	0	0	0	6.79364E-06	7.73411E-06	0	0	7.73411E-06	0	0	0	7.73411E-06	7.18116E-05
0	0	0	0	0	0	0	0	0	0	0	0	0	0	0	0	0	0	0	0
0	0.001692082	0.002087281	0.001076318	0	0.014974994	0.016051311	0.012813291	0.00286825	0.004569283	0.036302136	0.00157056	0	0.016395733	0.017966293	0.012813291	0.00286825	0.004569283	0.038217118	0.163211437
0	1.17578248	2.295330057	1.408305481	0	6.518048332	7.926353812	9.300516268	1.708170588	6.867021111	25.80206178	2.054996051	0	7.136442482	9.191438534	9.300516268	1.708170588	6.867021111	27.0671465	185.4417925
0	0	0.048612094	0.017939324	0	0	0.017939324	0	0	0	0.017939324	0.020422727	0	0	0.020422727	0	0	0	0.020422727	0.188369975
0	0	0	0	0	0	0	0	0	0	0	0	0	0	0	0	0	0	0	0
0	0.016921282	0.020778928	0.010531679	0	0.150832709	0.161364388	0.154994531	0.031605876	0.058710625	0.40667542	0.015367801	0	0.165142831	0.180510632	0.154994531	0.031605876	0.058710625	0.425821664	1.600566473
0.000984037	0.233450123	0.262880104	0.0444332	0.116957062	0.560396058	0.721786321	0.9044339	0.139989841	1.2118977	2.978107762	0.064836821	0.170663471	0.613563146	0.849063438	0.9044339	0.139989841	1.2118977	3.105384879	7.747330698
0.005255158	0	0.811310246	0.704013758	0.031103308	0	0.735117067	0	0	0	0.735117067	0.801472858	0.035409049	0	0.836881907	0	0	0	0.836881907	1.745778355
0	0	0	0	0	0	0	0	0	0	0	0	0	0	0	0	0	0	0	0
0.000113387	0.026914935	0.031210174	0.004623437	0.013362653	0.061304647	0.079290737	0.124659864	0.018591045	0.165143689	0.387685335	0.006746509	0.019498752	0.067120872	0.093366133	0.124659864	0.018591045	0.165143689	0.40176073	0.972480559
0.004183303	0	0.447260884	0.400926689	0.015191797	0	0.416118486	0	0	0	0.416118486	0.45642838	0.017294851	0	0.473723231	0	0	0	0.473723231	1.022950047
0	0	0	0	0	0	0	0	0	0	0	0	0	0	0	0	0	0	0	0
0	0.008261789	0.170357079	3.913763898	0	1.618419077	5.532182975	3.306643717	5.965592758	6.425504026	21.22992348	4.872932853	0	1.761821307	6.63475416	3.306643717	5.965592758	6.425504026	22.33249466	46.84111683
0	0.720498312	1.403864489	0.937977527	0	4.403738767	5.341716294	6.508592704	1.170144444	4.712477612	17.73293105	1.368694605	0	4.821539642	6.190234247	6.508592704	1.170144444	4.712477612	18.58144901	111.2735073
0	0	0.105217026	0.01177158	0	0	0.01177158	0	0	0	0.01177158	0.013401161	0	0	0.013401161	0	0	0	0.013401161	0.353120242
0	0	0	0	0	0	0	0	0	0	0	0	0	0	0	0	0	0	0	0
0	0.010605776	0.012959915	0.006463282	0	0.095172422	0.101635704	0.102837153	0.020677136	0.039785461	0.264935454	0.009431206	0	0.104201822	0.113633029	0.102837153	0.020677136	0.039785461	0.276932778	0.982943355
0	0.000241441	0.008461459	0.005420755	0	0.000611604	0.006032359	0.1147307	0.018470521	0.000632683	0.139866264	0.007909954	0	0.000669629	0.008579583	0.1147307	0.018470521	0.000632683	0.142413488	0.084418795
0	0	0.052059247	0.020528701	0	0	0.020528701	0	0	0	0.020528701	0.023370562	0	0	0.023370562	0	0	0	0.023370562	0.064402818
0.000164313	0.015637244	0.025943861	0.014453436	0.028888828	0.105664745	0.149007009	0.068695144	0.00965765	0.128883181	0.356242984	0.021090419	0.042154511	0.115689596	0.178934526	0.068695144	0.00965765	0.128883181	0.3861705	0.269657231
0.079961449	0	1.80424025	0.067259923	0.046959479	0	0.114219401	0	0	0	0.114219401	0.076570302	0.053459792	0	0.130030094	0	0	0	0.130030094	0.464944257
0	0	0	0	0	0	0	0	0	0	0	0	0	0	0	0	0	0	0	0
0.004696139	0	0.034387088	0.001604179	0.000921776	0	0.002525955	0	0	0	0.002525955	0.114584201	0.065841157	0	0.180425358	0	0	0	0.180425358	0.409530065
2.79864E-05	0.003413466	0.006656723	0.006768821	0.005393083	0.025216956	0.037378859	0.029632854	0.004879785	0.032295904	0.104187403	0.009877047	0.007869574	0.027609392	0.045356013	0.029632854	0.004879785	0.032295904	0.112164557	0.14880787
0.004449918	0	0.169381802	0.019978916	0.011225115	0	0.031204031	0	0	0	0.031204031	0.022744475	0.012778939	0	0.035523414	0	0	0	0.035523414	0.085427338
0	0	0	0	0	0	0	0	0	0	0	0	0	0	0	0	0	0	0	0
0.000269148	0	0.010135923	0.000561292	6.09816E-05	0	0.000622274	0	0	0	0.000622274	0.040092301	0.00435583	0	0.044448131	0	0	0	0.044448131	0.155630112
0.000369442	0.001527623	0.005506553	0.002580466	0.05453204	0.007600924	0.06471343	0.022837597	0.003211812	0.015785886	0.106548725	0.003765409	0.079573025	0.008322055	0.091660489	0.022837597	0.003211812	0.015785886	0.133495784	0.053551094
0.003953823	0	0.049196869	0.002911433	0.00220272	0	0.005114153	0	0	0	0.005114153	0.003314445	0.002507629	0	0.005822074	0	0	0	0.005822074	0.017721002
0	0	0	0	0	0	0	0	0	0	0	0	0	0	0	0	0	0	0	0
0.004457992	0	0.034579409	0.005013429	0.000947907	0	0.005961336	0	0	0	0.005961336	0.358102093	0.06770765	0	0.425809743	0	0	0	0.425809743	1.061337516
0	0.000397724	0.000981314	0.000423696	0	0.000779916	0.001203612	0.000739193	0.000200612	0.000776692	0.002920109	0.000618257	0	0.00085391	0.001472166	0.000739193	0.000200612	0.000776692	0.003188663	0.100926814
0	0	0.003066814	0.001323196	0	0	0.001323196	0	0	0	0.001323196	0.001506362	0	0	0.001506362	0	0	0	0.001506362	0.001785906
0	0	0	0	0	0	0	0	0	0	0	0	0	0	0	0	0	0	0	0
0	0	0.031076237	0.005586623	0	0	0.005586623	0	0	0	0.005586623	0.319228261	0	0	0.319228261	0	0	0	0.319228261	3.658531255
0	1.94371E-05	0.00046778	0.001662323	0	5.006E-07	0.001662824	7.61577E-05	1.0375E-05	0.000145333	0.001894689	0.002425658	0	5.48094E-07	0.002426206	7.61577E-05	1.0375E-05	0.000145333	0.002658072	0.128445417
0.92406074	0	14.35914282	0.736912772	3.090832662	0	3.827745434	0	0	0	3.827745434	0.838919096	3.518677708	0	4.357596804	0	0	0	4.357596804	2.782501405
0	0	0	0	0	0	0	0	0	0	0	0	0	0	0	0	0	0	0	0
0.039936079	0	0.35059202	0.019357805	0.006466005	0	0.02582381	0	0	0	0.02582381	1.081205622	0.450345053	0	1.531550674	0	0	0	1.531550674	8.251770002
0	1.652692757	3.412890107	1.679699307	0	8.015880395	9.695579702	13.59204187	2.571934531	10.06678467	35.92634077	2.451013286	0	8.776380056	11.22739334	13.59204187	2.571934531	10.06678467	37.45815441	269.4759418
0	0	0.009858592	0.002045992	0	0	0.002045992	0	0	0	0.002045992	0.002329226	0	0	0.002329226	0	0	0	0.002329226	0.057386357
0	0	0	0	0	0	0	0	0	0	0	0	0	0	0	0	0	0	0	0
0	0.051334171	0.063305135	0.032376468	0	0.45643139	0.488807857	0.569125064	0.107474933	0.226204817	1.391612671	0.047243665	0	0.49973492	0.546978585	0.569125064	0.107474933	0.226204817	1.449783399	4.927808182
0	0.133074518	0.267649229	0.143263318	0	0.697925821	0.841189139	1.691357956	0.294430482	1.219081858	4.046059435	0.209049498	0	0.764140924	0.973190422	1.691357956	0.294430482	1.219081858	4.178060718	21.03854514
0	0	2.40337E-05	6.77981E-06	0	0	6.77981E-06	0	0	0	6.77981E-06	7.71836E-06	0	0	7.71836E-06	0	0	0	7.71836E-06	7.17051E-05
0	0	0	0	0	0	0	0	0	0	0	0	0	0	0	0	0	0	0	0
0	0.00174268	0.00214543	0.001099324	0	0.015470541	0.016569865	0.014416781	0.003075715	0.005202522	0.039264883	0.001604131	0	0.016938295	0.018542426	0.014416781	0.003075715	0.005202522	0.041237444	0.166715563

N2O_IDLEX	N2O_STREX	N2O_TOTEX	ROG_RUNEX	ROG_IDLEX	ROG_STREX	ROG_TOTEX	ROG_DIURN	ROG_HOTSOAK	ROG_RUNLOSS	ROG_TOTAL	TOG_RUNEX	TOG_IDLEX	TOG_STREX	TOG_TOTEX	TOG_DIURN	TOG_HOTSOAK	TOG_RUNLOSS	TOG_TOTAL	CO_RUNEX
0	1.177445429	2.287463719	1.38219667	0	6.42174357	7.80394024	9.265397317	1.679193612	6.846095591	25.59462676	2.016898136	0	7.031000891	9.047899027	9.265397317	1.679193612	6.846095591	26.83858555	184.8991845
0	0	0.04865536	0.017989029	0	0	0.017989029	0	0	0	0.017989029	0.020479314	0	0	0.020479314	0	0	0	0.020479314	0.189011757
0	0	0	0	0	0	0	0	0	0	0	0	0	0	0	0	0	0	0	0
0	0.01718282	0.02107197	0.010632821	0	0.153504163	0.164136984	0.164796522	0.032748343	0.06232414	0.424005989	0.015515387	0	0.168067737	0.183583124	0.164796522	0.032748343	0.06232414	0.443452128	1.616158682
0.000952348	0.22589102	0.253302087	0.04207138	0.112519405	0.531447572	0.686038357	0.886506677	0.133255585	1.189330375	2.895130993	0.061390459	0.164188052	0.581868197	0.807446707	0.886506677	0.133255585	1.189330375	3.016539344	7.561835215
0.005092527	0	0.788012294	0.664238107	0.030280267	0	0.694518374	0	0	0	0.694518374	0.756190923	0.034472071	0	0.790662994	0	0	0	0.790662994	1.628944998
0	0	0	0	0	0	0	0	0	0	0	0	0	0	0	0	0	0	0	0
0.000108926	0.02578506	0.029827589	0.00435053	0.012712727	0.057784126	0.074847383	0.1214248	0.01756534	0.161330643	0.375168167	0.006348284	0.018550381	0.063266345	0.08816501	0.1214248	0.01756534	0.161330643	0.388485793	0.94786392
0.004081329	0	0.43583274	0.385840941	0.014871597	0	0.400712538	0	0	0	0.400712538	0.439254259	0.016930324	0	0.456184583	0	0	0	0.456184583	0.971611263
0	0	0	0	0	0	0	0	0	0	0	0	0	0	0	0	0	0	0	0
0	0.008105311	0.16983035	3.884984826	0	1.601072888	5.486057713	3.291247568	5.986640546	6.44806921	21.21201504	4.841541852	0	1.743039121	6.584580973	3.291247568	5.986640546	6.44806921	22.3105383	46.55783979
0	0.718771467	1.390397955	0.90695047	0	4.276278579	5.183229049	6.42250047	1.138577433	4.654201161	17.39850811	1.323419996	0	4.681986779	6.005406776	6.42250047	1.138577433	4.654201161	18.22068584	110.5664085
0	0	0.104340412	0.011438839	0	0	0.011438839	0	0	0	0.011438839	0.013022358	0	0	0.013022358	0	0	0	0.013022358	0.347965662
0	0	0	0	0	0	0	0	0	0	0	0	0	0	0	0	0	0	0	0
0	0.01078971	0.013165431	0.006533369	0	0.097069435	0.103602804	0.111027149	0.021555825	0.042809501	0.27899528	0.009533477	0	0.106278813	0.11581229	0.111027149	0.021555825	0.042809501	0.291204766	0.993696885
0	0.000231559	0.009161774	0.00537961	0	0.000602227	0.005981837	0.11005523	0.017263444	0.000609907	0.133910417	0.007849914	0	0.000659363	0.008509277	0.11005523	0.017263444	0.000609907	0.136437857	0.083673971
0	0	0.051683774	0.019871221	0	0	0.019871221	0	0	0	0.019871221	0.022622064	0	0	0.022622064	0	0	0	0.022622064	0.061486911
0.00015671	0.015616248	0.025245241	0.013214331	0.027894675	0.10134408	0.142453086	0.066202096	0.009049841	0.124753028	0.342458051	0.019282321	0.040703844	0.110959011	0.170945176	0.066202096	0.009049841	0.124753028	0.370950141	0.246967682
0.078599769	0	1.788558894	0.065191861	0.046396813	0	0.111588674	0	0	0	0.111588674	0.074215972	0.052819239	0	0.127035211	0	0	0	0.127035211	0.455962205
0	0	0	0	0	0	0	0	0	0	0	0	0	0	0	0	0	0	0	0
0.004630912	0	0.033998852	0.001590756	0.000905358	0	0.002496114	0	0	0	0.002496114	0.113625446	0.064668414	0	0.17829386	0	0	0	0.17829386	0.405105339
2.65252E-05	0.003286307	0.006559559	0.00557624	0.005130302	0.023289606	0.033996148	0.027898619	0.004503011	0.030419953	0.096817731	0.008136837	0.007486124	0.025499187	0.041122148	0.027898619	0.004503011	0.030419953	0.103943731	0.118633106
0.004449072	0	0.16963311	0.018047569	0.011267579	0	0.029315148	0	0	0	0.029315148	0.020545783	0.012827281	0	0.033373065	0	0	0	0.033373065	0.080606488
0	0	0	0	0	0	0	0	0	0	0	0	0	0	0	0	0	0	0	0
0.00027176	0	0.010170872	0.000564097	6.15431E-05	0	0.00062564	0	0	0	0.00062564	0.040292675	0.004395932	0	0.044688607	0	0	0	0.044688607	0.156317545
0.000357276	0.001430749	0.00522233	0.002515581	0.052897117	0.007418351	0.062831049	0.022244243	0.003062581	0.015452431	0.103590303	0.00367073	0.077187349	0.008122161	0.088980239	0.022244243	0.003062581	0.015452431	0.129739494	0.051597214
0.003762363	0	0.047092423	0.002351907	0.00210919	0	0.004461098	0	0	0	0.004461098	0.002677467	0.002401153	0	0.00507862	0	0	0	0.00507862	0.015865552
0	0	0	0	0	0	0	0	0	0	0	0	0	0	0	0	0	0	0	0
0.004265557	0	0.032750867	0.004683271	0.000890652	0	0.005573923	0	0	0	0.005573923	0.334519379	0.063617981	0	0.39813736	0	0	0	0.39813736	0.97801811
0	0.000399977	0.000987606	0.000421353	0	0.00076872	0.001190074	0.000753452	0.000206332	0.000786421	0.00293628	0.000614838	0	0.000841652	0.00145649	0.000753452	0.000206332	0.000786421	0.003202696	0.103180364
0	0	0.000421488	0.000387668	0	0	0.000387668	0	0	0	0.000387668	0.000441335	0	0	0.000441335	0	0	0	0.000441335	0.000777293
0	0	0	0	0	0	0	0	0	0	0	0	0	0	0	0	0	0	0	0
0	0	0.002483279	0.001169487	0	0	0.001169487	0	0	0	0.001169487	0.001331384	0	0	0.001331384	0	0	0	0.001331384	0.00205958
0	2.55496E-05	0.0004594	0.001602502	0	5.9132E-07	0.001603094	7.40311E-05	9.83123E-06	0.000141829	0.001828785	0.002338368	0	6.47421E-07	0.002339015	7.40311E-05	9.83123E-06	0.000141829	0.002564707	0.123974638
0.947286001	0	14.69008914	0.752860084	3.174099273	0	3.926959357	0	0	0	3.926959357	0.857073897	3.613470406	0	4.470544303	0	0	0	4.470544303	2.834301599
0	0	0	0	0	0	0	0	0	0	0	0	0	0	0	0	0	0	0	0
0.03986723	0	0.34821616	0.018494491	0.006436592	0	0.024931083	0	0	0	0.024931083	1.061108278	0.449826792	0	1.51093507	0	0	0	1.51093507	8.113769061
0	1.652023736	3.410078809	1.667048421	0	7.900324027	9.567372448	13.44974423	2.521431344	9.977013799	35.51556182	2.432553143	0	8.649860378	11.08241352	13.44974423	2.521431344	9.977013799	37.03060289	269.2907608
0	0	0.009713412	0.001937864	0	0	0.001937864	0	0	0	0.001937864	0.002206129	0	0	0.002206129	0	0	0	0.002206129	0.055614895
0	0	0	0	0	0	0	0	0	0	0	0	0	0	0	0	0	0	0	0
0	0.051504936	0.063469768	0.03238037	0	0.458617938	0.490998308	0.577111281	0.107722491	0.226601911	1.40243399	0.04724936	0	0.502128915	0.549378275	0.577111281	0.107722491	0.226601911	1.460813957	4.929019874
0	0.131576918	0.263472439	0.137401152	0	0.668968093	0.806369245	1.634399553	0.279561344	1.182269047	3.902599189	0.200495438	0	0.732435858	0.932931296	1.634399553	0.279561344	1.182269047	4.029161239	20.73196181
0	0	2.41812E-05	6.78901E-06	0	0	6.78901E-06	0	0	0	6.78901E-06	7.72884E-06	0	0	7.72884E-06	0	0	0	7.72884E-06	7.19176E-05
0	0	0	0	0	0	0	0	0	0	0	0	0	0	0	0	0	0	0	0
0	0.001789097	0.002198526	0.00111987	0	0.015928936	0.017048806	0.016158131	0.003289795	0.005880562	0.042377294	0.001634111	0	0.01744018	0.019074291	0.016158131	0.003289795	0.005880562	0.044402779	0.169848254
0	1.178059567	2.278921792	1.365778736	0	6.339873327	7.705652062	9.221073477	1.650333884	6.821385796	25.39844522	1.992941125	0	6.941363279	8.934304404	9.221073477	1.650333884	6.821385796	26.62709756	184.5340686
0	0	0.048703981	0.018034911	0	0	0.018034911	0	0	0	0.018034911	0.020531548	0	0	0.020531548	0	0	0	0.020531548	0.189606809
0	0	0	0	0	0	0	0	0	0	0	0	0	0	0	0	0	0	0	0
0	0.017418498	0.021335096	0.010721711	0	0.15592801	0.166649721	0.174578687	0.033864732	0.065842412	0.440935552	0.015645096	0	0.170721544	0.18636664	0.174578687	0.033864732	0.065842412	0.460652471	1.629892501
0.000921289	0.218455593	0.243786595	0.039692046	0.108047441	0.500507361	0.648246848	0.862586607	0.125826233	1.158545486	2.795205174	0.05791854	0.157662572	0.547992561	0.763573673	0.862586607	0.125826233	1.158545486	2.910531998	7.385963087
0.004947787	0	0.767288242	0.63170562	0.029541264	0	0.661246884	0	0	0	0.661246884	0.71915485	0.033630765	0	0.752785615	0	0	0	0.752785615	1.532609702
0	0	0	0	0	0	0	0	0	0	0	0	0	0	0	0	0	0	0	0
0.000104777	0.024735828	0.028567823	0.004118984	0.012112369	0.054638045	0.070869399	0.118099331	0.016611818	0.157374701	0.362955249	0.006010412	0.01767434	0.059821782	0.083506535	0.118099331	0.016611818	0.157374701	0.375592385	0.924461596
0.003993915	0	0.425749452	0.373319752	0.014594337	0	0.387914089	0	0	0	0.387914089	0.424999718	0.016614682	0	0.4416144	0	0	0	0.4416144	0.929688725
0	0	0	0	0	0	0	0	0	0	0	0	0	0	0	0	0	0	0	0
0	0.007897598	0.169182774	3.853335276	0	1.574496266	5.427831542	3.257152914	5.993462284	6.453310124	21.13175686	4.80679929	0	1.714231747	6.521031037	3.257152914	5.993462284	6.453310124	22.22495636	46.24003985
0	0.715835347	1.375325635	0.875026772	0	4.135651244	5.010678016	6.334963894	1.107872195	4.597551416	17.05106552	1.276837011	0	4.528017549	5.80485456	6.334963894	1.107872195	4.597551416	17.84524207	109.8610523
0	0	0.103676019	0.011178453	0	0	0.011178453	0	0	0	0.011178453	0.012725926	0	0	0.012725926	0	0	0	0.012725926	0.344026575
0	0	0	0	0	0	0	0	0	0	0	0	0	0	0	0	0	0	0	0
0	0.010956056	0.01335062	0.00659512	0	0.098798345	0.105393465	0.119029411	0.022409488	0.04568152	0.292513885	0.009623584	0	0.108171752	0.117795336	0.119029411	0.022409488	0.04568152	0.304915756	1.003191668
0	0.000223696	0.009682626	0.005347704	0	0.000595377	0.005943081	0.106379965	0.016290304	0.00059228	0.12920563	0.007803357	0	0.000651863	0.00845522	0.106379965	0.016290304	0.00059228	0.131717769	0.083093064
0	0	0.051318412	0.019240926	0	0	0.019240926	0	0	0	0.019240926	0.021904515	0	0	0.021904515	0	0	0	0.021904515	0.058706119
0.00014993	0.015807095	0.024863325	0.012366835	0.02700131	0.09739696	0.136765105	0.063924331	0.008520892	0.120941141	0.330151469	0.018045657	0.039400249	0.106637411	0.164083317	0.063924331	0.008520892	0.120941141	0.35746968	0.230016209
0.077484672	0	1.778478096	0.06405073	0.045983298	0	0.110034028	0	0	0	0.110034028	0.072916881	0.052348485	0	0.125265365	0	0	0	0.125265365	0.450553511
0	0	0	0	0	0	0	0	0	0	0	0	0	0	0	0	0	0	0	0
0.004572875	0	0.033689663	0.001580646	0.00089074	0	0.002471387	0	0	0	0.002471387	0.112903315	0.063624307	0	0.176527622	0	0	0	0.176527622	0.401648853
2.53875E-05	0.003224413	0.006486371	0.004691102	0.004925998	0.021739906	0.031357006	0.026596711	0.004219883	0.029024839	0.091198439	0.006845245	0.007188005	0.023802461	0.03783571	0.026596711	0.004219883	0.029024839	0.097677144	0.098901902
0.004456511	0	0.169944455	0.016383942	0.011324073	0	0.027708016	0	0	0	0.027708016	0.018651871	0.012891596	0	0.031543467	0	0	0	0.031543467	0.076442231
0	0	0	0	0	0	0	0	0	0	0	0	0	0	0	0	0	0	0	0
0.000274048	0	0.010200119	0.000566624	6.20156E-05	0	0.000628639	0	0	0	0.000628639	0.040473121	0.004429687	0	0.044902809	0	0	0	0.044902809	0.156906858

N2O_IDLEX	N2O_STREX	N2O_TOTEX	ROG_RUNEX	ROG_IDLEX	ROG_STREX	ROG_TOTEX	ROG_DIURN	ROG_HOTSOAK	ROG_RUNLOSS	ROG_TOTAL	TOG_RUNEX	TOG_IDLEX	TOG_STREX	TOG_TOTEX	TOG_DIURN	TOG_HOTSOAK	TOG_RUNLOSS	TOG_TOTAL	CO_RUNEX
0.000341413	0.001359824	0.004918246	0.00233995	0.051054144	0.00706035	0.060454444	0.021499666	0.002895457	0.015012836	0.099862403	0.00341445	0.074498087	0.007730195	0.085642731	0.021499666	0.002895457	0.015012836	0.12505069	0.049664394
0.003572265	0	0.044974856	0.001982304	0.002016184	0	0.003998489	0	0	0	0.003998489	0.002256702	0.002295273	0	0.004551975	0	0	0	0.004551975	0.01443204
0	0	0	0	0	0	0	0	0	0	0	0	0	0	0	0	0	0	0	0
0.004064975	0	0.030939304	0.004356606	0.000831858	0	0.005188464	0	0	0	0.005188464	0.311186131	0.059418445	0	0.370604576	0	0	0	0.370604576	0.895764993
0	0.000406414	0.00100696	0.000425805	0	0.000782116	0.001207921	0.000837597	0.000219907	0.000854717	0.003120142	0.000621334	0	0.000856319	0.001477653	0.000837597	0.000219907	0.000854717	0.003389874	0.105803598
0	0	0.000421736	0.000395336	0	0	0.000395336	0	0	0	0.000395336	0.000450063	0	0	0.000450063	0	0	0	0.000450063	0.000844416
0	0	0	0	0	0	0	0	0	0	0	0	0	0	0	0	0	0	0	0
0	0	0.002536292	0.001209121	0	0	0.001209121	0	0	0	0.001209121	0.001376504	0	0	0.001376504	0	0	0	0.001376504	0.002218829
0	3.20173E-05	0.000455039	0.001557732	0	5.06747E-07	0.001558238	7.12433E-05	9.28329E-06	0.000137594	0.001776359	0.002273038	0	5.54824E-07	0.002273593	7.12433E-05	9.28329E-06	0.000137594	0.002491714	0.120210509
0.971841434	0	15.04109309	0.769925994	3.261239619	0	4.031165613	0	0	0	4.031165613	0.876502136	3.712673057	0	4.589175193	0	0	0	4.589175193	2.89064787
0	0	0	0	0	0	0	0	0	0	0	0	0	0	0	0	0	0	0	0
0.039858523	0	0.346373404	0.017435281	0.006414652	0	0.023849933	0	0	0	0.023849933	1.041755623	0.450345211	0	1.492100833	0	0	0	1.492100833	7.993647092
0	1.652406638	3.409100969	1.657342495	0	7.808343709	9.465686204	13.32369193	2.481538152	9.922733334	35.19364962	2.418390279	0	8.549153508	10.96754379	13.32369193	2.481538152	9.922733334	36.6955072	269.2075575
0	0	0.00960288	0.001850412	0	0	0.001850412	0	0	0	0.001850412	0.002106571	0	0	0.002106571	0	0	0	0.002106571	0.05421425
0	0	0	0	0	0	0	0	0	0	0	0	0	0	0	0	0	0	0	0
0	0.051672187	0.063634242	0.03239105	0	0.460715579	0.493106628	0.581196184	0.107815151	0.226068278	1.408186241	0.047264944	0	0.504425567	0.551690511	0.581196184	0.107815151	0.226068278	1.466770124	4.931275721
0	0.130434925	0.260210232	0.13272086	0	0.645408959	0.778129818	1.581939914	0.267167246	1.152654272	3.77989125	0.193665967	0	0.706641571	0.900307538	1.581939914	0.267167246	1.152654272	3.902068969	20.48365106
0	0	2.43122E-05	6.79894E-06	0	0	6.79894E-06	0	0	0	6.79894E-06	7.74014E-06	0	0	7.74014E-06	0	0	0	7.74014E-06	7.21683E-05
0	0	0	0	0	0	0	0	0	0	0	0	0	0	0	0	0	0	0	0
0	0.001831453	0.002246735	0.001138066	0	0.016350901	0.017488968	0.017792662	0.003489368	0.006517608	0.045288606	0.001660664	0	0.017902179	0.019562842	0.017792662	0.003489368	0.006517608	0.047362481	0.17262671
0	1.179382672	2.273140368	1.353165274	0	6.275320507	7.628485781	9.171729046	1.62656404	6.807204728	25.23398359	1.974535591	0	6.870686067	8.845221658	9.171729046	1.62656404	6.807204728	26.45071947	184.2703971
0	0	0.048757807	0.018077485	0	0	0.018077485	0	0	0	0.018077485	0.020580014	0	0	0.020580014	0	0	0	0.020580014	0.190166625
0	0	0	0	0	0	0	0	0	0	0	0	0	0	0	0	0	0	0	0
0	0.01763029	0.021570414	0.010798876	0	0.158124347	0.168923223	0.182797931	0.034826065	0.068794383	0.455341602	0.015757694	0	0.173126257	0.188883951	0.182797931	0.034826065	0.068794383	0.47530233	1.641852811
0.00089234	0.2115056	0.234867779	0.037451261	0.103832791	0.470497973	0.611782024	0.834156533	0.118535163	1.124969213	2.689442933	0.054648792	0.151512565	0.515136057	0.721297414	0.834156533	0.118535163	1.124969213	2.798958322	7.223144322
0.004805515	0	0.747995405	0.600538652	0.028813244	0	0.629351896	0	0	0	0.629351896	0.683673329	0.032801963	0	0.716475292	0	0	0	0.716475292	1.440763469
0	0	0	0	0	0	0	0	0	0	0	0	0	0	0	0	0	0	0	0
0.000101031	0.023780422	0.027422264	0.003912273	0.011566756	0.051714015	0.067193044	0.114563184	0.015734154	0.153478277	0.350968659	0.005708779	0.016878184	0.056620337	0.079207299	0.114563184	0.015734154	0.153478277	0.362982914	0.903157916
0.003900296	0	0.41598399	0.359947919	0.014298252	0	0.374246171	0	0	0	0.374246171	0.409776775	0.016277609	0	0.426054384	0	0	0	0.426054384	0.883397179
0	0	0	0	0	0	0	0	0	0	0	0	0	0	0	0	0	0	0	0
0	0.007650223	0.168447164	3.819948892	0	1.540663093	5.360611985	3.207017626	5.989193595	6.445130846	21.00195405	4.769991713	0	1.677543601	6.447535314	3.207017626	5.989193595	6.445130846	22.08887738	45.90049971
0	0.711014186	1.357003866	0.840081202	0	3.969020747	4.80910195	6.214402822	1.075262548	4.537619678	16.636387	1.225844518	0	4.345578129	5.571422647	6.214402822	1.075262548	4.537619678	17.3987077	109.0369725
0	0	0.103153154	0.010970887	0	0	0.010970887	0	0	0	0.010970887	0.012489625	0	0	0.012489625	0	0	0	0.012489625	0.340922894
0	0	0	0	0	0	0	0	0	0	0	0	0	0	0	0	0	0	0	0
0	0.011104721	0.013515361	0.00664845	0	0.100357318	0.107005767	0.125576072	0.023128335	0.048007903	0.303718078	0.009701402	0	0.10987863	0.119580033	0.125576072	0.023128335	0.048007903	0.316292344	1.011416925
0	0.000220238	0.010023328	0.005325953	0	0.000591538	0.005917491	0.103465509	0.015566123	0.000580252	0.125529376	0.007771618	0	0.00064766	0.008419278	0.103465509	0.015566123	0.000580252	0.128031162	0.082680304
0	0	0.051014534	0.018718126	0	0	0.018718126	0	0	0	0.018718126	0.021309342	0	0	0.021309342	0	0	0	0.021309342	0.056366931
0.000143836	0.016082968	0.024683313	0.011822325	0.026184653	0.093979228	0.131986206	0.06155572	0.008049909	0.117384167	0.318976001	0.017251109	0.038208585	0.102895425	0.158355118	0.06155572	0.008049909	0.117384167	0.345344914	0.217596098
0.076586533	0	1.773517878	0.063161768	0.045678329	0	0.108840097	0	0	0	0.108840097	0.071904865	0.052001301	0	0.123906166	0	0	0	0.123906166	0.446720219
0	0	0	0	0	0	0	0	0	0	0	0	0	0	0	0	0	0	0	0
0.00451851	0	0.033424047	0.001572601	0.000876802	0	0.002449403	0	0	0	0.002449403	0.112328676	0.062628705	0	0.174957381	0	0	0	0.174957381	0.398718642
2.43411E-05	0.003075119	0.006299354	0.003632963	0.004706458	0.020061988	0.028401409	0.024674155	0.003897854	0.027408196	0.084381615	0.005301211	0.006867652	0.021965352	0.034134216	0.024674155	0.003897854	0.027408196	0.090114421	0.076821399
0.004469111	0	0.170290236	0.014689164	0.01138791	0	0.026077074	0	0	0	0.026077074	0.016722495	0.012964269	0	0.029686763	0	0	0	0.029686763	0.072173652
0	0	0	0	0	0	0	0	0	0	0	0	0	0	0	0	0	0	0	0
0.000276348	0	0.010233349	0.000569432	6.24629E-05	0	0.000631895	0	0	0	0.000631895	0.04067372	0.004461632	0	0.045135352	0	0	0	0.045135352	0.157535435
0.000321953	0.001262552	0.004609909	0.00225782	0.04888792	0.006975887	0.058121626	0.02048778	0.002703083	0.014428746	0.095741234	0.003294605	0.071337137	0.007637718	0.082269461	0.02048778	0.002703083	0.014428746	0.119889069	0.047349141
0.003382375	0	0.042879352	0.001747882	0.001922914	0	0.003670796	0	0	0	0.003670796	0.001989831	0.002189091	0	0.004178922	0	0	0	0.004178922	0.013329875
0	0	0	0	0	0	0	0	0	0	0	0	0	0	0	0	0	0	0	0
0.003861797	0	0.02918472	0.004045074	0.000773979	0	0.004819053	0	0	0	0.004819053	0.288933841	0.055284204	0	0.344218046	0	0	0	0.344218046	0.818086573
0	0.000418822	0.001046454	0.00044469	0	0.000799538	0.001244228	0.000855261	0.000223558	0.000872179	0.003195226	0.00064889	0	0.000875394	0.001524284	0.000855261	0.000223558	0.000872179	0.003475282	0.10802593
0	0	0.000421987	0.000391482	0	0	0.000391482	0	0	0	0.000391482	0.000445676	0	0	0.000445676	0	0	0	0.000445676	0.000809124
0	0	0	0	0	0	0	0	0	0	0	0	0	0	0	0	0	0	0	0
0	0	0.002589295	0.00122223	0	0	0.00122223	0	0	0	0.00122223	0.001391428	0	0	0.001391428	0	0	0	0.001391428	0.002165204
0	3.93132E-05	0.000454638	0.001523716	0	4.99921E-07	0.001524216	6.92258E-05	8.87393E-06	0.000133968	0.001736284	0.002223403	0	5.47351E-07	0.002223951	6.92258E-05	8.87393E-06	0.000133968	0.002436018	0.117292382
0.997634634	0	15.41194064	0.788128496	3.352035253	0	4.140163749	0	0	0	4.140163749	0.897224299	3.816036975	0	4.713261274	0	0	0	4.713261274	2.951334726
0	0	0	0	0	0	0	0	0	0	0	0	0	0	0	0	0	0	0	0
0.039890431	0	0.344831179	0.016278475	0.006397236	0	0.022675712	0	0	0	0.022675712	1.023412228	0.451580149	0	1.474992377	0	0	0	1.474992377	7.884650732
0	1.653511008	3.409288717	1.64972707	0	7.734202663	9.383929733	13.25556759	2.448519303	9.883540975	34.9715576	2.407277868	0	8.467978395	10.87525626	13.25556759	2.448519303	9.883540975	36.46288413	269.1863235
0	0	0.009506695	0.001759702	0	0	0.001759702	0	0	0	0.001759702	0.002003304	0	0	0.002003304	0	0	0	0.002003304	0.052851119
0	0	0	0	0	0	0	0	0	0	0	0	0	0	0	0	0	0	0	0
0	0.051835951	0.063797336	0.032406101	0	0.462738115	0.495144216	0.58556758	0.108011908	0.225990579	1.414714284	0.047286907	0	0.50663999	0.553926897	0.58556758	0.108011908	0.225990579	1.473496965	4.93418406
0	0.129556691	0.257604149	0.128872414	0	0.625797548	0.754669962	1.544698387	0.256659128	1.128886833	3.68491431	0.188050325	0	0.685169545	0.873219869	1.544698387	0.256659128	1.128886833	3.803464217	20.28069141
0	0	2.43956E-05	6.77587E-06	0	0	6.77587E-06	0	0	0	6.77587E-06	7.71387E-06	0	0	7.71387E-06	0	0	0	7.71387E-06	7.20387E-05
0	0	0	0	0	0	0	0	0	0	0	0	0	0	0	0	0	0	0	0
0	0.001869943	0.002290321	0.0011541	0	0.016737751	0.017891851	0.019445417	0.003684686	0.007164646	0.0481866	0.001684059	0	0.018325731	0.02000979	0.019445417	0.003684686	0.007164646	0.050304539	0.175077851
0	1.180726058	2.268030203	1.341905112	0	6.21878053	7.560685642	9.146925458	1.604699277	6.794412898	25.10672328	1.95810479	0	6.808781909	8.766886699	9.146925458	1.604699277	6.794412898	26.31292433	184.0117614
0	0	0.048811775	0.018115656	0	0	0.018115656	0	0	0	0.018115656	0.02062347	0	0	0.02062347	0	0	0	0.02062347	0.190676484
0	0	0	0	0	0	0	0	0	0	0	0	0	0	0	0	0	0	0	0
0	0.017820453	0.021780543	0.010865482	0	0.160114505	0.170979986	0.190822621	0.035745025	0.071723648	0.46927128	0.015854885	0	0.175305229	0.191160114	0.190822621	0.035745025	0.071723648	0.489451408	1.652206196
0.000866539	0.205652696	0.227551147	0.035587931	0.100185193	0.448016665	0.583789789	0.810032961	0.112186448	1.093102379	2.599111576	0.051929826	0.146189998	0.490521855	0.688641679	0.810032961	0.112186448	1.093102379	2.703963467	7.080862648

N2O_IDLEX	N2O_STREX	N2O_TOTEX	ROG_RUNEX	ROG_IDLEX	ROG_STREX	ROG_TOTEX	ROG_DIURN	ROG_HOTSOAK	ROG_RUNLOSS	ROG_TOTAL	TOG_RUNEX	TOG_IDLEX	TOG_STREX	TOG_TOTEX	TOG_DIURN	TOG_HOTSOAK	TOG_RUNLOSS	TOG_TOTAL	CO_RUNEX
0.004671876	0	0.730100564	0.576301346	0.028122086	0	0.604423433	0	0	0	0.604423433	0.656080767	0.032015126	0	0.688095893	0	0	0	0.688095893	1.363323022
0	0	0	0	0	0	0	0	0	0	0	0	0	0	0	0	0	0	0	0
9.75782E-05	0.022913694	0.02640306	0.003737901	0.011069624	0.049224382	0.064031907	0.111235301	0.014913419	0.149366757	0.339547384	0.005454336	0.01615277	0.053894502	0.075501608	0.111235301	0.014913419	0.149366757	0.351017085	0.88333043
0.003819662	0	0.407373362	0.349625151	0.014040823	0	0.363665974	0	0	0	0.363665974	0.398024989	0.015984544	0	0.414009533	0	0	0	0.414009533	0.844332464
0	0	0	0	0	0	0	0	0	0	0	0	0	0	0	0	0	0	0	0
0	0.007359673	0.167619001	3.784474124	0	1.499382611	5.283856735	3.142279627	5.974485243	6.42431778	20.82493938	4.730788657	0	1.632769997	6.363558654	3.142279627	5.974485243	6.42431778	21.9046413	45.53690585
0	0.706545028	1.339910958	0.807533328	0	3.815737079	4.623270407	6.125262168	1.045369853	4.48369842	16.27760085	1.178350736	0	4.177751807	5.356102543	6.125262168	1.045369853	4.48369842	17.01043298	108.189741
0	0	0.102747912	0.010804636	0	0	0.010804636	0	0	0	0.010804636	0.01230036	0	0	0.01230036	0	0	0	0.01230036	0.338497732
0	0	0	0	0	0	0	0	0	0	0	0	0	0	0	0	0	0	0	0
0	0.011237034	0.013661248	0.006694198	0	0.101757432	0.108451631	0.131733552	0.023798099	0.050219781	0.314203062	0.009768159	0	0.11141158	0.121179739	0.131733552	0.023798099	0.050219781	0.32693117	1.018490414
0	0.000215759	0.010200686	0.005312526	0	0.000588888	0.005901414	0.101015798	0.014868934	0.000568419	0.122354565	0.007752025	0	0.000644758	0.008396784	0.101015798	0.014868934	0.000568419	0.124849934	0.082335769
0	0	0.050748026	0.018258579	0	0	0.018258579	0	0	0	0.018258579	0.020786178	0	0	0.020786178	0	0	0	0.020786178	0.054326735
0.000138643	0.016213121	0.02448219	0.011649609	0.025456406	0.091092925	0.12819894	0.05957358	0.007634046	0.113930903	0.30933747	0.016999082	0.037145928	0.099735287	0.153880297	0.05957358	0.007634046	0.113930903	0.335018827	0.207985827
0.075911068	0	1.773702076	0.06255002	0.045485578	0	0.108035598	0	0	0	0.108035598	0.071208436	0.051781868	0	0.122990304	0	0	0	0.122990304	0.44435679
0	0	0	0	0	0	0	0	0	0	0	0	0	0	0	0	0	0	0	0
0.00446603	0	0.033184175	0.001565625	0.000863579	0	0.002429204	0	0	0	0.002429204	0.111830354	0.061684205	0	0.173514559	0	0	0	0.173514559	0.396130754
2.34006E-05	0.002974515	0.006074479	0.002653861	0.004503202	0.018349858	0.025506921	0.023286927	0.003592065	0.025858048	0.078243961	0.003872508	0.006571062	0.020090785	0.030534355	0.023286927	0.003592065	0.025858048	0.083271395	0.05535512
0.00448605	0	0.170634079	0.012969619	0.011461279	0	0.024430897	0	0	0	0.024430897	0.014764924	0.013047793	0	0.027812717	0	0	0	0.027812717	0.067868903
0	0	0	0	0	0	0	0	0	0	0	0	0	0	0	0	0	0	0	0
0.000278538	0	0.010274254	0.000572838	6.28706E-05	0	0.000635709	0	0	0	0.000635709	0.040917006	0.004490757	0	0.045407763	0	0	0	0.045407763	0.158299836
0.000292849	0.001118118	0.00407063	0.002122629	0.045250785	0.006388838	0.053762251	0.018624015	0.002368315	0.013202233	0.087956814	0.003097335	0.066029839	0.006994973	0.076122147	0.018624015	0.002368315	0.013202233	0.11031671	0.043428089
0.003196905	0	0.040793841	0.001594859	0.001831127	0	0.003425986	0	0	0	0.003425986	0.001815625	0.002084599	0	0.003900224	0	0	0	0.003900224	0.012441785
0	0	0	0	0	0	0	0	0	0	0	0	0	0	0	0	0	0	0	0
0.003660174	0	0.027504651	0.003755797	0.000718964	0	0.00447476	0	0	0	0.00447476	0.268271194	0.051354541	0	0.319625735	0	0	0	0.319625735	0.747249806
0	0.0004332	0.001086375	0.000469596	0	0.00082235	0.001291946	0.000835922	0.000224215	0.000863024	0.003215106	0.000685233	0	0.00090037	0.001585602	0.000835922	0.000224215	0.000863024	0.003508763	0.11055061
0	0	0.000422232	0.000393981	0	0	0.000393981	0	0	0	0.000393981	0.000448521	0	0	0.000448521	0	0	0	0.000448521	0.000830258
0	0	0	0	0	0	0	0	0	0	0	0	0	0	0	0	0	0	0	0
0	0	0.002642271	0.001246791	0	0	0.001246791	0	0	0	0.001246791	0.001419389	0	0	0.001419389	0	0	0	0.001419389	0.002208022
0	4.58288E-05	0.000459427	0.001502495	0	1.62463E-08	0.001502511	6.68098E-05	8.48536E-06	0.000129861	0.001707667	0.002192437	0	1.77877E-08	0.002192455	6.68098E-05	8.48536E-06	0.000129861	0.002397611	0.115937539
1.024590939	0	15.80163211	0.807679126	3.446320937	0	4.254000063	0	0	0	4.254000063	0.919481203	3.923374049	0	4.842855252	0	0	0	4.842855252	3.01669952
0	0	0	0	0	0	0	0	0	0	0	0	0	0	0	0	0	0	0	0
0.039986817	0	0.343925851	0.015585498	0.006406341	0	0.02199184	0	0	0	0.02199184	1.009808312	0.453693762	0	1.463502074	0	0	0	1.463502074	7.788208924
0	1.655143312	3.410416327	1.643904697	0	7.675457987	9.319362684	13.18502216	2.419760455	9.854048595	34.77819389	2.398781876	0	8.403660369	10.80244224	13.18502216	2.419760455	9.854048595	36.26127345	269.224697
0	0	0.009423624	0.001671856	0	0	0.001671856	0	0	0	0.001671856	0.001903297	0	0	0.001903297	0	0	0	0.001903297	0.05158019
0	0	0	0	0	0	0	0	0	0	0	0	0	0	0	0	0	0	0	0
0	0.051998426	0.063961343	0.032425771	0	0.464712447	0.497138218	0.58969237	0.108294303	0.22627927	1.421404162	0.047315609	0	0.508801635	0.556117244	0.58969237	0.108294303	0.22627927	1.480383188	4.937802621
0	0.129146804	0.256310844	0.126759619	0	0.613558075	0.740317695	1.518993376	0.249542928	1.113675483	3.622529482	0.184967339	0	0.671768862	0.856736202	1.518993376	0.249542928	1.113675483	3.738947989	20.17136015
0	0	2.45313E-05	6.82153E-06	0	0	6.82153E-06	0	0	0	6.82153E-06	7.76586E-06	0	0	7.76586E-06	0	0	0	7.76586E-06	7.26765E-05
0	0	0	0	0	0	0	0	0	0	0	0	0	0	0	0	0	0	0	0
0	0.001904787	0.002329596	0.001168191	0	0.017090891	0.018259082	0.021099717	0.003874648	0.007814793	0.051048239	0.001704621	0	0.018712374	0.020416996	0.021099717	0.003874648	0.007814793	0.053206153	0.177235582
0	1.181870421	2.262879465	1.330938513	0	6.166484475	7.497422988	9.112760176	1.584508872	6.783568141	24.97826018	1.942102354	0	6.751524311	8.693626665	9.112760176	1.584508872	6.783568141	26.17446385	183.7610419
0	0	0.048865325	0.018150216	0	0	0.018150216	0	0	0	0.018150216	0.020662814	0	0	0.020662814	0	0	0	0.020662814	0.191143456
0	0	0	0	0	0	0	0	0	0	0	0	0	0	0	0	0	0	0	0
0	0.017990757	0.021967791	0.010922862	0	0.161912304	0.172835166	0.198503319	0.036609609	0.074556522	0.482504615	0.015938614	0	0.177273593	0.193212207	0.198503319	0.036609609	0.074556522	0.502881656	1.661161184
0.000840775	0.199773276	0.220096257	0.033620305	0.096411084	0.423631528	0.553662917	0.777760874	0.104930911	1.051892072	2.488246774	0.049058671	0.140682828	0.463823199	0.653564698	0.777760874	0.104930911	1.051892072	2.588148554	6.949900961
0.004543489	0	0.713503292	0.554518086	0.027451777	0	0.581969864	0	0	0	0.581969864	0.631281975	0.031252023	0	0.662533998	0	0	0	0.662533998	1.291548986
0	0	0	0	0	0	0	0	0	0	0	0	0	0	0	0	0	0	0	0
9.44258E-05	0.02213177	0.025487027	0.003583777	0.010616093	0.046921641	0.061121511	0.107604577	0.014137075	0.145020995	0.327884159	0.005229439	0.015490978	0.05137329	0.072093708	0.107604577	0.014137075	0.145020995	0.338856356	0.865172876
0.003738353	0	0.399184577	0.33949809	0.013779754	0	0.353277843	0	0	0	0.353277843	0.386496004	0.015687333	0	0.402183337	0	0	0	0.402183337	0.805007644
0	0	0	0	0	0	0	0	0	0	0	0	0	0	0	0	0	0	0	0
0	0.007039566	0.166745523	3.748547037	0	1.452830884	5.201377921	3.06631408	5.951877129	6.394063302	20.61363243	4.691036471	0	1.582273524	6.273309996	3.06631408	5.951877129	6.394063302	21.68556451	45.16733993
0	0.702909996	1.325504427	0.780234765	0	3.681282401	4.461517166	6.025611413	1.016103473	4.431222255	15.93445431	1.138516738	0	4.030540858	5.169057596	6.025611413	1.016103473	4.431222255	16.64199474	107.0096143
0	0	0.102446419	0.010670943	0	0	0.010670943	0	0	0	0.010670943	0.01214816	0	0	0.01214816	0	0	0	0.01214816	0.336621689
0	0	0	0	0	0	0	0	0	0	0	0	0	0	0	0	0	0	0	0
0	0.011355021	0.01379078	0.006733612	0	0.103016365	0.109749977	0.137460339	0.024419598	0.052306374	0.323936288	0.009825671	0	0.112789952	0.122615624	0.137460339	0.024419598	0.052306374	0.336801935	1.024605673
0	0.00021241	0.010267877	0.004808618	0	0.000591766	0.005400383	0.098809896	0.014275874	0.000558676	0.119044829	0.007016724	0	0.000647909	0.007664633	0.098809896	0.014275874	0.000558676	0.121309078	0.082733431
0	0	0.050510198	0.017952468	0	0	0.017952468	0	0	0	0.017952468	0.020437691	0	0	0.020437691	0	0	0	0.020437691	0.052782295
0.000133915	0.016498669	0.024513083	0.011259248	0.024792769	0.088942355	0.124994372	0.057302919	0.007244615	0.110201888	0.299743795	0.016429468	0.036177551	0.097380683	0.149987701	0.057302919	0.007244615	0.110201888	0.324737124	0.202656658
0.075465728	0	1.778843225	0.062179564	0.045410633	0	0.107590198	0	0	0	0.107590198	0.070786701	0.051696549	0	0.12248325	0	0	0	0.12248325	0.443396003
0	0	0	0	0	0	0	0	0	0	0	0	0	0	0	0	0	0	0	0
0.004418789	0	0.032990206	0.001560564	0.000851754	0	0.002412318	0	0	0	0.002412318	0.111468832	0.060839573	0	0.172308404	0	0	0	0.172308404	0.394116935
2.26159E-05	0.002882974	0.00576423	0.00149103	0.00429835	0.016789729	0.022579109	0.02161939	0.003273356	0.024199303	0.071671158	0.002175708	0.006272142	0.01838264	0.02683049	0.02161939	0.003273356	0.024199303	0.075922539	0.03311296
0.004505061	0	0.170987655	0.011776899	0.011540449	0	0.023317348	0	0	0	0.023317348	0.013407103	0.013137923	0	0.026545026	0	0	0	0.026545026	0.064551221
0	0	0	0	0	0	0	0	0	0	0	0	0	0	0	0	0	0	0	0
0.000280273	0	0.010310745	0.000576431	6.31253E-05	0	0.000639556	0	0	0	0.000639556	0.041173648	0.004508947	0	0.045682595	0	0	0	0.045682595	0.159037498
0.0002532	0.000901017	0.003253629	0.001806546	0.040001533	0.005573301	0.04738138	0.015652846	0.001902279	0.011260909	0.076197413	0.002636108	0.058370143	0.006102063	0.067108314	0.015652846	0.001902279	0.011260909	0.095924347	0.037295616
0.003018379	0	0.038759518	0.001485022	0.001741838	0	0.00322686	0	0	0	0.00322686	0.001690584	0.00198295	0	0.003673534	0	0	0	0.003673534	0.011692098
0	0	0	0	0	0	0	0	0	0	0	0	0	0	0	0	0	0	0	0
0.003466627	0	0.025953827	0.003499839	0.000668858	0	0.004168696	0	0	0	0.004168696	0.249988477	0.047775546	0	0.297764023	0	0	0	0.297764023	0.686057326
0	0.000442872	0.001111452	0.000481932	0	0.000840179	0.001322111	0.000867758	0.000232331	0.000892331	0.003314532	0.000703235	0	0.00091989	0.001623125	0.000867758	0.000232331	0.000892331	0.003615545	0.112798622

N2O_IDLEX	N2O_STREX	N2O_TOTEX	ROG_RUNEX	ROG_IDLEX	ROG_STREX	ROG_TOTEX	ROG_DIURN	ROG_HOTSOAK	ROG_RUNLOSS	ROG_TOTAL	TOG_RUNEX	TOG_IDLEX	TOG_STREX	TOG_TOTEX	TOG_DIURN	TOG_HOTSOAK	TOG_RUNLOSS	TOG_TOTAL	CO_RUNEX
0	0	0.000422481	0.000401822	0	0	0.000401822	0	0	0	0.000401822	0.000457448	0	0	0.000457448	0	0	0	0.000457448	0.000898989
0	0	0	0	0	0	0	0	0	0	0	0	0	0	0	0	0	0	0	0
0	0	0.00269523	0.001268934	0	0	0.001268934	0	0	0	0.001268934	0.001444596	0	0	0.001444596	0	0	0	0.001444596	0.002258097
0	5.26223E-05	0.000464511	0.001479864	0	1.77006E-06	0.001481634	6.43942E-05	8.12278E-06	0.000125407	0.001679559	0.002159415	0	1.938E-06	0.002161353	6.43942E-05	8.12278E-06	0.000125407	0.002359277	0.113559228
1.052725293	0	16.21022348	0.828160734	3.544139528	0	4.372300262	0	0	0	4.372300262	0.942797955	4.034733068	0	4.977531023	0	0	0	4.977531023	3.085877388
0	0	0	0	0	0	0	0	0	0	0	0	0	0	0	0	0	0	0	0
0.04013202	0	0.343332813	0.014589275	0.006417118	0	0.021006393	0	0	0	0.021006393	0.99504617	0.456647849	0	1.451694018	0	0	0	1.451694018	7.701985128
0	1.658776683	3.415330364	1.642642383	0	7.651951411	9.294593793	13.15407147	2.401434497	9.84083568	34.69093544	2.396939909	0	8.377923627	10.77486354	13.15407147	2.401434497	9.84083568	36.17120518	269.42056
0	0	0.009370105	0.001625503	0	0	0.001625503	0	0	0	0.001625503	0.001850527	0	0	0.001850527	0	0	0	0.001850527	0.050858004
0	0	0	0	0	0	0	0	0	0	0	0	0	0	0	0	0	0	0	0
0	0.052159883	0.064125463	0.032447812	0	0.46665689	0.499104702	0.594081302	0.108651724	0.226884762	1.428722491	0.047347771	0	0.510930556	0.558278327	0.594081302	0.108651724	0.226884762	1.487896115	4.941793041
0	0.12906401	0.256000181	0.125969271	0	0.606296314	0.732265585	1.50264923	0.244356305	1.102463244	3.581734365	0.183814065	0	0.663818148	0.847632213	1.50264923	0.244356305	1.102463244	3.697100992	20.12154891
0	0	2.46493E-05	6.86106E-06	0	0	6.86106E-06	0	0	0	6.86106E-06	7.81086E-06	0	0	7.81086E-06	0	0	0	7.81086E-06	7.32311E-05
0	0	0	0	0	0	0	0	0	0	0	0	0	0	0	0	0	0	0	0
0	0.001936215	0.002364845	0.001180494	0	0.017412197	0.018592691	0.022762274	0.004060101	0.008470586	0.053885652	0.001722574	0	0.019064164	0.020786738	0.022762274	0.004060101	0.008470586	0.056079699	0.17912327
0	1.186025931	2.267305662	1.330543108	0	6.148521699	7.479064807	9.085596853	1.5681014	6.77313267	24.90589573	1.941525379	0	6.731857333	8.673382712	9.085596853	1.5681014	6.77313267	26.10021363	183.8416147
0	0	0.048917041	0.018181324	0	0	0.018181324	0	0	0	0.018181324	0.020698228	0	0	0.020698228	0	0	0	0.020698228	0.19157119
0	0	0	0	0	0	0	0	0	0	0	0	0	0	0	0	0	0	0	0
0	0.018143113	0.022134325	0.010971865	0	0.163536038	0.174507903	0.205868228	0.037424602	0.077295929	0.495096663	0.01601012	0	0.179051377	0.195061497	0.205868228	0.037424602	0.077295929	0.515650257	1.668846898
0.00081985	0.193201198	0.212471516	0.032349176	0.093181887	0.408236104	0.533767166	0.748770579	0.099461955	1.015124011	2.397123712	0.047203842	0.13597079	0.446967148	0.63014178	0.748770579	0.099461955	1.015124011	2.493498325	6.835800669
0.004421964	0	0.698471177	0.530644276	0.026812401	0	0.557456677	0	0	0	0.557456677	0.604103229	0.030524136	0	0.634627364	0	0	0	0.634627364	1.227769212
0	0	0	0	0	0	0	0	0	0	0	0	0	0	0	0	0	0	0	0
9.153E-05	0.021356421	0.024598678	0.003455758	0.010192143	0.044917919	0.058565819	0.103853223	0.013402262	0.140305455	0.316126758	0.005042633	0.014872351	0.049179467	0.069094451	0.103853223	0.013402262	0.140305455	0.326655391	0.8483044
0.003658526	0	0.391392749	0.325277645	0.013522612	0	0.338800257	0	0	0	0.338800257	0.370306973	0.015394595	0	0.385701568	0	0	0	0.385701568	0.767964978
0	0	0	0	0	0	0	0	0	0	0	0	0	0	0	0	0	0	0	0
0	0.006757002	0.16604524	3.719802423	0	1.419581414	5.139383837	3.010504918	5.942598577	6.380342907	20.47283024	4.659641037	0	1.546239735	6.205880772	3.010504918	5.942598577	6.380342907	21.53932717	44.90751313
0	0.704598553	1.325340757	0.776434056	0	3.656696466	4.433130522	5.942677653	0.994282405	4.386871175	15.75696175	1.132970751	0	4.003622354	5.136593105	5.942677653	0.994282405	4.386871175	16.46042434	106.8387505
0	0	0.102221223	0.010560466	0	0	0.010560466	0	0	0	0.010560466	0.012022389	0	0	0.012022389	0	0	0	0.012022389	0.335139222
0	0	0	0	0	0	0	0	0	0	0	0	0	0	0	0	0	0	0	0
0	0.011460593	0.01390611	0.006767494	0	0.10415289	0.110920385	0.142836561	0.024997377	0.054278705	0.333033027	0.009875112	0	0.114034305	0.123909417	0.142836561	0.024997377	0.054278705	0.346022059	1.029884724
0	0.000209033	0.010145679	0.00420584	0	0.000586488	0.004792328	0.096919024	0.013761054	0.000549745	0.116022151	0.006137152	0	0.00064213	0.006779282	0.096919024	0.013761054	0.000549745	0.118009105	0.082097742
0	0	0.050277535	0.017663777	0	0	0.017663777	0	0	0	0.017663777	0.020109035	0	0	0.020109035	0	0	0	0.020109035	0.051310231
0.000129618	0.016881079	0.024675372	0.010706018	0.024187917	0.086758204	0.121652139	0.055061653	0.006867553	0.106163574	0.289744918	0.015622197	0.035294951	0.094989313	0.145906461	0.055061653	0.006867553	0.106163574	0.31399924	0.193759288
0.075248989	0	1.788662089	0.062052278	0.045450852	0	0.10750313	0	0	0	0.10750313	0.070641795	0.051742336	0	0.122384131	0	0	0	0.122384131	0.443884769
0	0	0	0	0	0	0	0	0	0	0	0	0	0	0	0	0	0	0	0
0.004378025	0	0.032849301	0.001557706	0.000841605	0	0.002399312	0	0	0	0.002399312	0.111264719	0.060114674	0	0.171379394	0	0	0	0.171379394	0.392762634
2.17195E-05	0.002701213	0.005481799	0.001239865	0.004094758	0.01550996	0.020844582	0.020098854	0.002996967	0.022564353	0.066504756	0.001809208	0.005975061	0.016981454	0.024765723	0.020098854	0.002996967	0.022564353	0.070425896	0.03120291
0.00452387	0	0.171356838	0.01099836	0.011620327	0	0.022618688	0	0	0	0.022618688	0.012520796	0.013228858	0	0.025749654	0	0	0	0.025749654	0.062267023
0	0	0	0	0	0	0	0	0	0	0	0	0	0	0	0	0	0	0	0
0.000281736	0	0.010347907	0.000580491	6.32746E-05	0	0.000643766	0	0	0	0.000643766	0.041463641	0.004519616	0	0.045983257	0	0	0	0.045983257	0.159810724
0.000211934	0.000691557	0.002509628	0.001514821	0.034853949	0.005017807	0.041386577	0.012802526	0.001478329	0.009308557	0.064975989	0.002210423	0.050858801	0.005493867	0.058563091	0.012802526	0.001478329	0.009308557	0.082152503	0.031403971
0.002852754	0	0.036849319	0.001398404	0.001657934	0	0.003056338	0	0	0	0.003056338	0.001591977	0.001887432	0	0.003479408	0	0	0	0.003479408	0.011046362
0	0	0	0	0	0	0	0	0	0	0	0	0	0	0	0	0	0	0	0
0.003282817	0	0.024544621	0.003279972	0.000624541	0	0.003904513	0	0	0	0.003904513	0.234283697	0.044610084	0	0.278893781	0	0	0	0.278893781	0.635217137
0	0.000450081	0.001138529	0.000490184	0	0.000850575	0.001340759	0.000835351	0.000229725	0.000875586	0.003281421	0.000715276	0	0.000931272	0.001646548	0.000835351	0.000229725	0.000875586	0.00358721	0.114168638
0	0	0.000422732	0.000404535	0	0	0.000404535	0	0	0	0.000404535	0.000460536	0	0	0.000460536	0	0	0	0.000460536	0.000922158
0	0	0	0	0	0	0	0	0	0	0	0	0	0	0	0	0	0	0	0
0	0	0.002748167	0.001290866	0	0	0.001290866	0	0	0	0.001290866	0.001469565	0	0	0.001469565	0	0	0	0.001469565	0.002276075
0	5.97587E-05	0.000459291	0.00140333	0	4.53942E-06	0.00140787	6.16204E-05	7.76275E-06	0.000120472	0.001597725	0.002047736	0	4.9701E-06	0.002052707	6.16204E-05	7.76275E-06	0.000120472	0.002242561	0.108233683
1.081960129	0	16.63650759	0.849479494	3.645344665	0	4.494824159	0	0	0	4.494824159	0.967067741	4.149947413	0	5.117015153	0	0	0	5.117015153	3.158673319
0	0	0	0	0	0	0	0	0	0	0	0	0	0	0	0	0	0	0	0
0.040308316	0	0.343173965	0.013906467	0.006451052	0	0.020357519	0	0	0	0.020357519	0.983024599	0.460345375	0	1.443369974	0	0	0	1.443369974	7.621041434
0	1.662396236	3.420068586	1.641798914	0	7.634821273	9.276620188	13.10659707	2.38409109	9.828385112	34.59569346	2.395709122	0	8.359168283	10.7548774	13.10659707	2.38409109	9.828385112	36.07395067	269.6078114
0	0	0.009320866	0.001575361	0	0	0.001575361	0	0	0	0.001575361	0.001793444	0	0	0.001793444	0	0	0	0.001793444	0.050120024
0	0	0	0	0	0	0	0	0	0	0	0	0	0	0	0	0	0	0	0
0	0.052318565	0.064286769	0.032469527	0	0.468565913	0.50103544	0.598124015	0.109062355	0.227717138	1.435938949	0.047379458	0	0.513020696	0.560400153	0.598124015	0.109062355	0.227717138	1.495303662	4.945731309
0	0.129067676	0.25584405	0.125354451	0	0.600815873	0.726170324	1.488658768	0.240379094	1.094434423	3.549642609	0.182916921	0	0.657817755	0.840734676	1.488658768	0.240379094	1.094434423	3.664206961	20.08944685
0	0	2.47504E-05	6.89485E-06	0	0	6.89485E-06	0	0	0	6.89485E-06	7.84933E-06	0	0	7.84933E-06	0	0	0	7.84933E-06	7.37089E-05
0	0	0	0	0	0	0	0	0	0	0	0	0	0	0	0	0	0	0	0
0	0.001964442	0.002396324	0.001191135	0	0.017703559	0.018894694	0.024439646	0.004241927	0.009134676	0.056710943	0.001738101	0	0.019383169	0.02112127	0.024439646	0.004241927	0.009134676	0.058937519	0.180759166
0	1.189957927	2.271517815	1.330310924	0	6.135410743	7.465721667	9.052264136	1.553701369	6.766369403	24.83805658	1.941186578	0	6.717502486	8.658689064	9.052264136	1.553701369	6.766369403	26.03102397	183.9488914
0	0	0.048953667	0.018197388	0	0	0.018197388	0	0	0	0.018197388	0.020716517	0	0	0.020716517	0	0	0	0.020716517	0.191816404
0	0	0	0	0	0	0	0	0	0	0	0	0	0	0	0	0	0	0	0
0	0.018280004	0.022282882	0.011013397	0	0.165011283	0.17602468	0.213009074	0.038204631	0.079988494	0.507226879	0.016070724	0	0.180666584	0.196737308	0.213009074	0.038204631	0.079988494	0.527939507	1.675395688
0.000803143	0.188116603	0.206617133	0.031402049	0.090696873	0.396367507	0.518466429	0.723378594	0.095201056	0.984118533	2.321164611	0.045821796	0.132344664	0.433972528	0.612138988	0.723378594	0.095201056	0.984118533	2.414837171	6.737603871
0.004315765	0	0.685236248	0.511319466	0.026248854	0	0.53756832	0	0	0	0.53756832	0.582103217	0.029882575	0	0.611985792	0	0	0	0.611985792	1.175608328
0	0	0	0	0	0	0	0	0	0	0	0	0	0	0	0	0	0	0	0
8.8908E-05	0.020650043	0.023791614	0.003342188	0.009807095	0.043088849	0.056238132	0.099795495	0.012706246	0.135353857	0.30409373	0.004876913	0.01431049	0.047176866	0.066364269	0.099795495	0.012706246	0.135353857	0.314219866	0.832875259
0.003560497	0	0.383275282	0.305660289	0.013211845	0	0.318872134	0	0	0	0.318872134	0.347973918	0.015040807	0	0.363014725	0	0	0	0.363014725	0.717694179
0	0	0	0	0	0	0	0	0	0	0	0	0	0	0	0	0	0	0	0

N2O_IDLEX	N2O_STREX	N2O_TOTEX	ROG_RUNEX	ROG_IDLEX	ROG_STREX	ROG_TOTEX	ROG_DIURN	ROG_HOTSOAK	ROG_RUNLOSS	ROG_TOTAL	TOG_RUNEX	TOG_IDLEX	TOG_STREX	TOG_TOTEX	TOG_DIURN	TOG_HOTSOAK	TOG_RUNLOSS	TOG_TOTAL	CO_RUNEX
0	0.00639615	0.165154129	3.68611471	0	1.374445941	5.060560651	2.927705253	5.914472787	6.343727663	20.24646635	4.622605267	0	1.497304138	6.119909405	2.927705253	5.914472787	6.343727663	21.30581511	44.59651515
0	0.706507479	1.326164762	0.774146747	0	3.638178053	4.4123248	5.878300597	0.978113494	4.358184015	15.62692291	1.129633116	0	3.983347023	5.112980139	5.878300597	0.978113494	4.358184015	16.32757825	106.7343058
0	0	0.101862635	0.010261513	0	0	0.010261513	0	0	0	0.010261513	0.01168205	0	0	0.01168205	0	0	0	0.01168205	0.33139806
0	0	0	0	0	0	0	0	0	0	0	0	0	0	0	0	0	0	0	0
0	0.011555193	0.014008817	0.00679634	0	0.105182	0.111978339	0.14792246	0.025543879	0.05618536	0.341630038	0.009917203	0	0.11516105	0.125078253	0.14792246	0.025543879	0.05618536	0.354729952	1.034400076
0	0.000194127	0.009447683	0.003671071	0	0.000549568	0.004220638	0.095578397	0.01339285	0.000544363	0.113736249	0.005356818	0	0.000601708	0.005958525	0.095578397	0.01339285	0.000544363	0.115474136	0.074286474
0	0	0.050076542	0.017413814	0	0	0.017413814	0	0	0	0.017413814	0.019824469	0	0	0.019824469	0	0	0	0.019824469	0.050025732
0.000126612	0.017013843	0.02469118	0.010368877	0.023625543	0.08374111	0.11773553	0.052455953	0.00648847	0.101706194	0.278386148	0.015130241	0.034474337	0.091685975	0.141290553	0.052455953	0.00648847	0.101706194	0.30194117	0.176546889
0.075235534	0	1.802606959	0.062069886	0.045596834	0	0.10766672	0	0	0	0.10766672	0.07066184	0.051908525	0	0.122570364	0	0	0	0.122570364	0.445472285
0	0	0	0	0	0	0	0	0	0	0	0	0	0	0	0	0	0	0	0
0.00434629	0	0.032776886	0.001557763	0.000833486	0	0.002391249	0	0	0	0.002391249	0.111268775	0.059534732	0	0.170803507	0	0	0	0.170803507	0.392225
2.44913E-05	0.002453485	0.005118933	0.001037923	0.00393271	0.014646863	0.019617496	0.018697793	0.002773584	0.021228544	0.062317416	0.001514535	0.005738601	0.016036471	0.023289607	0.018697793	0.002773584	0.021228544	0.065989527	0.028233219
0.004541885	0	0.171678299	0.010342497	0.011699328	0	0.022041825	0	0	0	0.022041825	0.011774146	0.013318794	0	0.02509294	0	0	0	0.02509294	0.060246499
0	0	0	0	0	0	0	0	0	0	0	0	0	0	0	0	0	0	0	0
0.000282732	0	0.010381946	0.000585028	6.32334E-05	0	0.000648262	0	0	0	0.000648262	0.041787721	0.004516672	0	0.046304393	0	0	0	0.046304393	0.160584099
0.000188973	0.000533971	0.001940367	0.001304746	0.031252105	0.004359301	0.036916152	0.010784174	0.001192442	0.007937344	0.056830113	0.001903883	0.045602998	0.004772885	0.052279766	0.010784174	0.001192442	0.007937344	0.072193727	0.026960343
0.002700758	0	0.035082887	0.001324411	0.001579626	0	0.002904036	0	0	0	0.002904036	0.001507741	0.001798284	0	0.003306024	0	0	0	0.003306024	0.010474527
0	0	0	0	0	0	0	0	0	0	0	0	0	0	0	0	0	0	0	0
0.00311172	0	0.023285607	0.003095105	0.000586337	0	0.003681443	0	0	0	0.003681443	0.221078952	0.041881227	0	0.262960179	0	0	0	0.262960179	0.594154711
0	0.000453906	0.001150832	0.000493517	0	0.00085895	0.001352467	0.000859868	0.000231666	0.000895801	0.003339802	0.000720138	0	0.000940442	0.00166058	0.000859868	0.000231666	0.000895801	0.003647916	0.115809583
0	0	0.000422989	0.000410501	0	0	0.000410501	0	0	0	0.000410501	0.000467328	0	0	0.000467328	0	0	0	0.000467328	0.000973914
0	0	0	0	0	0	0	0	0	0	0	0	0	0	0	0	0	0	0	0
0	0	0.002801095	0.001282806	0	0	0.001282806	0	0	0	0.001282806	0.00146039	0	0	0.00146039	0	0	0	0.00146039	0.002157228

									Fuel/Energy Consumption									VMT %		
									Gasoline		Diesel		Natural Gas		EV				Weighted MPG	
CO_IDLEX	CO_STREX	CO_TOTEX	SOx_RUNEX	SOx_IDLEX	SOx_STREX	SOx_TOTEX	NH3_RUNEX	Fuel Consumption	Gallons	MPG	Gallons	MPG	Gallons	MPG	kwh	kwh/mi	vmt col	% of annual VMT by fuel	Gasoline	Diesel
0	0.592825772	83.29121975	0.019102076	0	0.0003128	0.019414877	0.018778583	145.4735183	145474	3.24							2	0.060%	0.001936665	
19.97560224	0	169.4465157	5.826956748	0.219754458	0	6.046711206	1.035157289	6239.853258			6239853	5.57					3	59.354%		3.308377769
0.00194934	0	0.003461422	0	0	0	0	0.001445413	0.85785495					858	2.64				#REF!		
0	1215.16303	4394.431314	2.599389257	0	0.109233402	2.708622659	31.95559877	20516.22951	20516230	22.99							2	59.655%	13.71297876	
0	0	5.357739897	0.090573662	0	0	0.090573662	0.009042395	94.31463187			94315	28.06					3	4.516%		1.266977224
0	0	0	0	0	0	0	0	0										#REF!		
0	277.095843	1262.731144	0.498110599	0	0.02308682	0.521197419	5.133998949	3922.369487	3922369	20.02							2	9.932%	1.988112945	
0	0	0.410292835	0.008384385	0	0	0.008384385	0.000697773	8.64167526			8642	23.63					3	0.348%		0.082340162
0	0	0	0	0	0	0	0	0										#REF!		
0	395.2402422	1476.255695	1.053879278	0	0.040239395	1.094118673	9.238568361	8279.710588	8279711	16.87							2	17.666%	2.980023511	
0	0	0.027512866	0.000674306	0	0	0.000674306	4.8366E-05	0.698870962			699	20.25					3	0.024%		0.004891749
1.759017957	37.77543917	299.8899366	0.273435552	0.000865932	0.002923052	0.277224536	0.853260855	2082.764748	2082765	8.75							2	2.305%	0.20171208	
0.156895749	0	6.515798437	0.369501374	0.002145861	0	0.371647235	0.19844099	380.4585904			380459	17.52					3	11.378%		1.994032148
0.247754205	5.267893483	46.11736347	0.04189975	0.000140616	0.000474284	0.042514651	0.113989871	320.206451	320206	7.69							2	0.311%	0.023936636	
0.046121712	0	1.921051438	0.11380241	0.000915767	0	0.114718177	0.056422628	118.3525148			118353	16.02					3	3.235%		0.518210144
0	6.647251582	83.61096579	0.006085551	0	0.000789016	0.006874567	0.011225579	51.56949437	51569	34.66							2	0.226%	0.078377733	
0	204.0253741	993.6070279	0.566063093	0	0.021461306	0.587524399	4.530657572	4435.914031	4435914	16.13							2	9.050%	1.459513346	
0	0	0.524210012	0.014267784	0	0	0.014267784	0.000911199	14.66853136			14669	18.18					3	0.455%		0.082721873
0	0.179435306	106.7629659	0.062507178	0	2.31093E-05	0.062530287	0.078710683	469.1749283	469175	4.48							2	0.266%	0.011915059	
0	0	0.119367646	0.013100089	0	0	0.013100089	0.00386889	13.51891462			13519	9.62					3	0.222%		0.021330824
1.268373059	12.00687185	171.9803739	0.102745434	0.000736733	0.002413934	0.105896101	0.140161405	796.2936717	796294	4.37							2	0.440%	0.019198685	
3.654737218	0	24.56827905	1.129505909	0.035061202	0	1.164567111	0.29770101	1211.810645			1211811	8.25					3	17.070%		1.408972886
0.050982489	1.096483589	11.7172185	0.012683523	5.15902E-05	0.0001509	0.012886013	0.020015014	97.01901794	97019	4.59							2	0.056%	0.002582625	
0.288776847	0	2.794355068	0.087971618	0.002999597	0	0.090971215	0.019407366	94.34099726			94341	6.91					3	1.113%		0.076914731
0.36123253	0.349479048	12.86852705	0.003346391	0.000186526	2.51976E-05	0.003558114	0.006610464	26.46185146	26462	8.47							2	0.028%	0.002398909	
0.358047966	0	1.605621112	0.055621771	0.003156925	0	0.058778696	0.013810535	60.72644687			60726	7.64					3	0.792%		0.060508991
0	0.051379284	0.399205547	0.001012114	0	3.98014E-06	0.001016094	0.0019538	7.568279888	7568	5.20							2	0.005%	0.000259292	
0	0	1.154010101	0.153858819	0	0	0.153858819	0.026035546	161.2887856			161289	5.42					3	1.493%		0.080966618
0	0	0	0	0	0	0	0	0										#REF!		
0	0	5.215392322	0	0	0	0	0.212962478	45.91428276					45914	4.34				#REF!		
0	0.484759158	68.87562495	0.016412837	0	0.000284149	0.016696986	0.016393254	125.1979102	125198	3.26							2	0.051%	0.001655551	
18.76106439	0	155.5014246	5.791031648	0.211297392	0	6.00232904	1.033352902	6194.080586			6194081	5.61					3	58.841%		3.298226171
0.00379598	0	0.006916859	0	0	0	0	0.002759887	1.675762304					1676	2.58				#REF!		
0	1182.452045	4159.294185	2.56573063	0	0.109352463	2.675083093	30.84979088	20261.99873	20261999	23.21							2	58.602%	13.60035617	
0	0	4.625919181	0.078412909	0	0	0.078412909	0.007891657	81.64329255			81643	28.29					3	3.914%		1.107082418
0	0	0	0	0	0	0	0	0										#REF!		
0	258.2149102	1123.773015	0.471694336	0	0.022145811	0.493840148	4.790824962	3717.996433	3717996	20.09							2	9.308%	1.869772393	
0	0	0.348362637	0.007210787	0	0	0.007210787	0.00059677	7.432918466			7433	23.50					3	0.296%		0.069537358
0	0	0	0	0	0	0	0	0										#REF!		
0	398.345806	1444.3492	1.085822352	0	0.042098104	1.127920456	9.272271994	8536.151496	8536151	16.98							2	18.063%	3.067176625	
0	0	0.025064285	0.000621136	0	0	0.000621136	4.56227E-05	0.64484106			645	20.70					3	0.023%		0.004684605
1.914385396	39.10957523	279.3991142	0.284556675	0.000935872	0.003085913	0.28857846	0.898357789	2168.119325	2168119	8.77							2	2.371%	0.208041565	
0.178623815	0	7.1678542	0.415560032	0.002443347	0	0.418003379	0.223115794	427.8634141			427863	17.52					3	12.705%		2.22595015
0.257844975	5.192154505	41.14128554	0.041501469	0.0001453	0.000481214	0.042127983	0.114195852	317.3396642	317340	7.71							2	0.305%	0.023490773	
0.049721097	0	1.99759562	0.119243385	0.001001478	0	0.120244863	0.058977637	123.9554172			123955	15.99					3	3.358%		0.536870065
0	8.324011282	110.321143	0.008328434	0	0.000961974	0.009290408	0.016137661	69.6660612	69666	35.31							2	0.307%	0.108253502	
0	219.6239672	997.2699382	0.652753112	0	0.024759557	0.677512669	4.992549659	5116.570485	5116570	16.08							2	10.256%	1.649637481	
0	0	0.450790046	0.01226687	0	0	0.01226687	0.000785637	12.61843179			12618	18.22					3	0.390%		0.070990866
0	0.169002136	91.88742499	0.05836633	0	2.17871E-05	0.058388117	0.075694343	437.9176269	437918	4.49							2	0.245%	0.011020129	
0	0	0.12669659	0.014847067	0	0	0.014847067	0.004397597	15.32373252			15324	9.64					3	0.250%		0.024144945
1.218117483	11.88135944	144.52407	0.094852919	0.000704108	0.002261212	0.097818239	0.134106539	735.9756044	735976	4.38							2	0.402%	0.017623623	
3.76853036	0	23.77551717	1.123701229	0.038615106	0	1.162316335	0.297190005	1209.465451			1209465	8.26					3	16.922%		1.397123794
0.055903334	1.210550825	11.69813092	0.013808005	5.58614E-05	0.000154389	0.014018256	0.022436406	105.5545486	105555	4.60							2	0.061%	0.002783394	
0.327842478	0	2.749573078	0.087632454	0.003463886	0	0.09109634	0.019374174	94.4701808			94470	6.89					3	1.103%		0.076017156
0.344420816	0.349646782	12.096912	0.003077626	0.000177569	2.40626E-05	0.003279258	0.006308405	24.38318419	24383	8.43							2	0.026%	0.002160512	
0.343113471	0	1.552155563	0.055337195	0.003202046	0	0.058539241	0.013786122	60.47997024			60480	7.66					3	0.785%		0.060121889
0	0.04323996	0.342594634	0.000968594	0	3.38104E-06	0.000971975	0.001888214	7.25230286	7252	5.25							2	0.005%	0.00024899	
0	0	1.073025253	0.145749779	0	0	0.145749779	0.024826895	152.2781125			152278	5.48					3	1.414%		0.077440344
0	0	0	0	0	0	0	0	0										#REF!		
0	0	7.026404189	0	0	0	0	0.282380089	61.61792135					61618	4.29				#REF!		
0	0.434478672	58.94818621	0.015346661	0	0.000248122	0.015594782	0.01570571	116.733547	116734	3.28							2	0.045%	0.001487662	

CO_IDLEX	CO_STREX	CO_TOTEX	SOx_RUNEX	SOx_IDLEX	SOx_STREX	SOx_TOTEX	NH3_RUNEX	Fuel Consumption	Gallons	MPG	Gallons	MPG	Gallons	MPG	kwh	kwh/mi	vmt col	% of annual VMT by fuel	Gasoline	Diesel
18.83196497	0	155.8559575	5.901041762	0.218253215	0	6.119294977	1.056590897	6314.643801			6314644	5.62					3	57.711%		3.244518761
0.015697476	0	0.029051629	0	0	0	0	0.011031715	6.84130271					6841	2.52				#REF!		
0	1127.127346	4072.681365	2.6507777	0	0.107201243	2.757978943	31.20974447	20891.40003	20891400	23.44							2	58.015%	13.60078746	
0	0	4.318602848	0.074036395	0	0	0.074036395	0.007563036	77.05878306			77059	28.72					3	3.598%		1.033379277
0	0	0	0	0	0	0	0	0										#REF!		
0	228.9721353	1009.018326	0.46055818	0	0.020374674	0.480932854	4.607750182	3623.053452	3623053	20.22							2	8.676%	1.754110659	
0	0	0.317198874	0.006858472	0	0	0.006858472	0.000558118	7.073262123			7073	23.09					3	0.266%		0.06130877
0	0	0	0	0	0	0	0	0										#REF!		
0	380.9179191	1416.837568	1.113777027	0	0.041348614	1.15512564	9.322536734	8741.187482	8741187	17.09							2	17.694%	3.023594709	
0	0	0.021893495	0.000549884	0	0	0.000549884	4.05914E-05	0.569996527			570	20.84					3	0.019%		0.004024263
2.046011703	39.43448424	267.2520018	0.313555685	0.000993219	0.003197986	0.31774689	0.99979956	2386.512843	2386513	8.80							2	2.488%	0.218982519	
0.200788585	0	8.847570529	0.491580531	0.002746669	0	0.4943272	0.263999902	505.9958934			505996	17.53					3	14.420%		2.527818907
0.256002444	4.807373637	33.1496958	0.04293404	0.000142613	0.000451798	0.043528452	0.121289701	328.0090006	328009	7.76							2	0.302%	0.023413187	
0.052468681	0	2.263036912	0.131237756	0.001072039	0	0.132309796	0.064816216	136.3295035			136330	15.97					3	3.540%		0.565539455
0	9.146388671	125.4910337	0.009601794	0	0.001043082	0.010644875	0.018916384	79.81252403	79813	35.60							2	0.337%	0.119836058	
0	232.2535852	1036.836689	0.788198199	0	0.028013568	0.816211767	5.78556463	6163.466285	6163466	16.07							2	11.735%	1.886327254	
0	0	0.448276396	0.012381217	0	0	0.012381217	0.000805531	12.74415476			12744	18.50					3	0.383%		0.070883085
0	0.155241449	81.32516488	0.056585531	0	1.97557E-05	0.056605287	0.075639666	424.4717251	424472	4.51							2	0.227%	0.010221015	
0	0	0.138521139	0.017308504	0	0	0.017308504	0.005138211	17.86207385			17862	9.67					3	0.281%		0.027125482
1.140566843	11.19240342	125.4339928	0.093173108	0.00065501	0.002043013	0.095871131	0.136674136	722.089313	722089	4.42							2	0.378%	0.016680476	
3.519079948	0	23.32240651	1.14551574	0.038132289	0	1.18364803	0.303970319	1231.671747			1231672	8.29					3	16.603%		1.376742745
0.065032784	1.290136093	12.61050568	0.017382208	6.40251E-05	0.000159756	0.017605989	0.029062832	132.6388329	132639	4.63							2	0.073%	0.003362409	
0.293695819	0	2.490620343	0.089182019	0.003172932	0	0.092354952	0.019819867	95.77476654			95775	6.95					3	1.083%		0.075272406
0.33546496	0.359972028	12.07202764	0.003050254	0.000171415	2.31179E-05	0.003244787	0.006576079	24.18885215	24189	8.43							2	0.024%	0.002033858	
0.325635418	0	1.530741103	0.056379875	0.003246302	0	0.059626177	0.014101396	61.59923693			61599	7.69					3	0.770%		0.059242628
0	0.043911526	0.373507764	0.001462576	0	3.96833E-06	0.001466545	0.002739841	11.16064462	11161	4.95							2	0.007%	0.0003238	
0	0	1.054948545	0.142699937	0	0	0.142699937	0.024285449	149.1937287			149194	5.47					3	1.326%		0.07254828
0	0	0	0	0	0	0	0	0										#REF!		
0	0	10.10415689	0	0	0	0	0.393796037	87.69100593					87691	4.20				#REF!		
0	0.439326401	54.68512241	0.010195213	0	0.000173874	0.010369087	0.015008446	110.6013832	110601	3.29							2	0.043%	0.001411549	
19.85280399	0	150.4232833	5.725286198	0.234399455	0	5.959685653	1.027615498	6149.852288			6149852	5.61					3	55.800%		3.132820816
0.021200805	0	0.039654049	0	0	0	0	0.013158106	8.117283111					8117	2.54				#REF!		
0	1069.342146	3815.27604	1.8183977	0	0.074285941	1.892683641	29.50340718	20188.22173	20188222	23.56							2	56.143%	13.22848573	
0	0	3.869749554	0.067307005	0	0	0.067307005	0.006994767	70.00238564			70002	29.24					3	3.308%		0.967334595
0	0	0	0	0	0	0	0	0										#REF!		
0	219.1955995	940.8992261	0.306965627	0	0.013893556	0.320859183	4.30929471	3422.429503	3422430	20.20							2	8.161%	1.649025211	
0	0	0.291414774	0.006371705	0	0	0.006371705	0.000516151	6.57759503			6576	22.97					3	0.244%		0.056072638
0	0	0	0	0	0	0	0	0										#REF!		
0	387.7347053	1419.267444	0.822172937	0	0.030858718	0.853031655	9.471238887	9098.822347	9098822	17.16							2	18.423%	3.160541983	
0	0	0.021038577	0.000526209	0	0	0.000526209	3.89799E-05	0.545448328			545	20.91					3	0.018%		0.003855403
2.283504682	41.5614719	254.912324	0.238765243	0.0007792	0.002457227	0.24200167	1.091257477	2581.299517	2581300	8.83							2	2.689%	0.237304486	
0.240382401	0	10.80684242	0.580511191	0.003286686	0	0.583797877	0.312466238	597.9500679			597950	17.56					3	16.967%		2.979066699
0.269689225	4.882389975	29.49457887	0.030603106	0.000105947	0.000327224	0.031036277	0.123989973	331.0470026	331047	7.79							2	0.304%	0.023718255	
0.059020759	0	2.561071319	0.143650447	0.001218048	0	0.144868495	0.070927104	149.2331463			149233	15.97					3	3.851%		0.615032565
0	9.997878148	134.0496201	0.007260427	0	0.000791871	0.008052298	0.020614797	85.88945978	85889	35.64							2	0.361%	0.128768834	
0	253.1271504	1048.403179	0.629495182	0	0.022588547	0.652083729	6.347795945	6955.420666	6955421	16.05							2	13.175%	2.114369121	
0	0	0.391909179	0.010773436	0	0	0.010773436	0.000702692	11.09299046			11093	18.54					3	0.332%		0.061606215
0	0.147789564	72.14506327	0.038481216	0	1.34651E-05	0.038494681	0.075098803	410.6017166	410602	4.52							2	0.219%	0.009910744	
0	0	0.155578981	0.020672979	0	0	0.020672979	0.006166001	21.3514922			21351	9.70					3	0.335%		0.032487617
1.179784015	11.81329729	119.5044457	0.065867306	0.00047697	0.001444533	0.067788809	0.139937941	723.0661714	723066	4.43							2	0.378%	0.016713745	
3.924412755	0	22.89438295	1.11129534	0.045071513	0	1.156366854	0.295666689	1203.311066			1203311	8.26					3	16.055%		1.325457587
0.067399397	1.292875705	12.10729783	0.012401079	4.67996E-05	0.000112577	0.012560456	0.029687859	133.9755183	133976	4.63							2	0.073%	0.003392414	
0.259552861	0	2.515824308	0.086734392	0.002825849	0	0.08956024	0.01927841	92.87397888			92874	6.97					3	1.047%		0.073010837
0.355540477	0.390889902	12.19580728	0.00217179	0.000126656	1.70282E-05	0.002315475	0.006944074	24.6979033	24698	8.42							2	0.025%	0.002065059	
0.310531205	0	1.459251303	0.054661375	0.003299834	0	0.057961209	0.013715065	59.87862046			59879	7.70					3	0.745%		0.057314289
0	0.043107414	0.29841841	0.000978709	0	2.78827E-06	0.000981497	0.002598378	10.46909559	10469	5.00							2	0.006%	0.000309342	
0	0	1.011849574	0.138824987	0	0	0.138824987	0.023878444	144.7566615			144757	5.54					3	1.297%		0.071864174
0	0	0	0	0	0	0	0	0										#REF!		
0	0	11.62969818	0	0	0	0	0.456260966	101.2500269					101250	4.21				#REF!		
0	0.534188411	49.41188419	0.01234812	0	0.000166362	0.012514482	0.0198451	133.4851362	133485	3.39							2	0.053%	0.00178836	
21.46515583	0	160.8309574	6.101707118	0.260457513	0	6.362164631	1.097468277	6564.936667			6564937	5.62					3	55.595%		3.122668298
0.025101707	0	0.050327759	0	0	0	0	0.016612435	10.17315967					10173	2.55				#REF!		
0	1036.861708	3637.90304	1.815542268	0	0.074716773	1.890259041	27.51563796	20162.35985	20162360	23.55							2	55.383%	13.04452813	
0	0	3.49862584	0.061569212	0	0	0.061569212	0.006475195	63.99617222			63996	29.61					3	2.857%		0.845917926
0	0	0	0	0	0	0	0	0										#REF!		
0	203.4547044	852.1508575	0.281543073	0	0.013067962	0.294611035	3.851451102	3142.454857	3142455	20.18							2	7.395%	1.492055836	
0	0	0.269740601	0.006153778	0	0	0.006153778	0.000491191	6.354023474			6354	22.62					3	0.217%		0.049026281
0	0	0	0	0	0	0	0	0										#REF!		
0	381.6963408	1372.142515	0.836766572	0	0.031749206	0.868515777	8.998372061	9263.983011	9263983	17.30							2	18.690%	3.233422571	
0	0	0.017093126	0.000434143	0	0	0.000434143	3.22831E-05	0.448920884			449	21.04					3	0.014%		0.002997494

CO_IDLEX	CO_STREX	CO_TOTEX	SOx_RUNEX	SOx_IDLEX	SOx_STREX	SOx_TOTEX	NH3_RUNEX	Fuel Consumption	Gallons	MPG	Gallons	MPG	Gallons	MPG	kwh	kwh/mi	vmt col	% of annual VMT by fuel	Gasoline	Diesel
2.406530795	41.88581113	236.9176681	0.24085748	0.000817615	0.002548517	0.244223612	1.107937544	2604.999758	2605000	8.84							2	2.686%	0.237456147	
0.277186636	0	12.44601022	0.640361933	0.003787922	0	0.644149855	0.355286024	659.9262411			659926	18.09					3	17.998%		3.255616901
0.281917224	4.680294523	24.64243027	0.03166538	0.000109827	0.000332119	0.032107325	0.130151413	342.4712868	342471	7.83							2	0.313%	0.024497222	
0.062933919	0	2.709188045	0.152194564	0.001311367	0	0.153505931	0.074269655	158.1246527			158125	15.78					3	3.762%		0.593739137
0	10.73325708	136.26484	0.007501222	0	0.000852816	0.008354038	0.02140615	89.10795661	89108	35.46							2	0.368%	0.1306707	
0	260.4217576	1032.495938	0.701741468	0	0.02525378	0.726995248	6.400360167	7754.460891	7754461	15.95							2	14.424%	2.30050111	
0	0	0.380603999	0.010834433	0	0	0.010834433	0.000710269	11.16552148			11166	18.62					3	0.313%		0.058336841
0	0.139062504	61.39450961	0.037007406	0	1.25587E-05	0.037019965	0.074520783	394.8717303	394872	4.54							2	0.209%	0.009496022	
0	0	0.16548502	0.023818428	0	0	0.023818428	0.007134106	24.60548615			24605	9.74					3	0.361%		0.035206238
1.169510128	11.70991848	104.3032656	0.065477102	0.000470042	0.001369933	0.067317078	0.143199241	718.0344714	718034	4.45							2	0.373%	0.01659717	
3.98842391	0	23.88036886	1.183748475	0.048545215	0	1.232293689	0.315785455	1282.324121			1282324	8.27					3	15.997%		1.323606461
0.073414106	1.412884434	11.164691	0.013157438	5.06475E-05	0.000116989	0.013325075	0.031867238	142.1312857	142131	4.65							2	0.077%	0.003577845	
0.272934546	0	2.704514869	0.092430412	0.003016132	0	0.095446544	0.020589614	98.97882351			98979	6.99					3	1.043%		0.072899838
0.358653072	0.395269091	11.67446733	0.002115553	0.000127002	1.68451E-05	0.0022594	0.007118985	24.09978947	24100	8.42							2	0.024%	0.001991717	
0.296785636	0	1.507682396	0.058243541	0.003345168	0	0.06158871	0.014648769	63.62547407			63625	7.74					3	0.742%		0.0574042
0	0.040065399	0.236482048	0.001022437	0	2.76628E-06	0.001025204	0.002719374	10.93528824	10935	5.01							2	0.006%	0.000320516	
0	0	0.909911646	0.124971062	0	0	0.124971062	0.021732575	130.2865195			130287	5.60					3	1.101%		0.061701447
0	0	0	0	0	0	0	0	0										#REF!		
0	0	11.33958248	0	0	0	0	0.471765321	102.3936182					102394	4.31				#REF!		
0	0.371836514	40.45705795	0.008770624	0	0.000142641	0.008913265	0.013593483	95.07292919	95073	3.35							2	0.037%	0.001241487	
19.75844602	0	162.1750702	6.341301421	0.251909333	0	6.593210754	1.144284117	6802.976011			6802976	5.65					3	54.754%		3.094455945
0.035746578	0	0.077550573	0	0	0	0	0.024189841	14.86179408					14862	2.55				#REF!		
0	938.9907094	3273.062341	1.786850768	0	0.071778751	1.858629519	25.06086837	19824.98503	19824985	23.64							2	54.498%	12.88557534	
0	0	2.994252322	0.053072939	0	0	0.053072939	0.005645832	55.12676045			55127	29.97					3	2.353%		0.705201211
0	0	0	0	0	0	0	0	0										#REF!		
0	189.7804281	779.0833389	0.262992886	0	0.012298483	0.275291368	3.552964661	2936.382536	2936383	20.20							2	6.897%	1.393498571	
0	0	0.226986565	0.005152188	0	0	0.005152188	0.000411792	5.322106627			5322	22.64					3	0.172%		0.038858995
0	0	0	0	0	0	0	0	0										#REF!		
0	353.086106	1256.599286	0.83771058	0	0.031333143	0.869043723	8.381653034	9269.614322	9269614	17.51							2	18.875%	3.305708061	
0	0	0.018698045	0.000474372	0	0	0.000474372	3.52404E-05	0.489304869			489	21.08					3	0.015%		0.003095433
2.473884429	40.34586268	208.8912581	0.241040154	0.000835911	0.00256685	0.244442915	1.116185806	2607.338942	2607339	8.86							2	2.685%	0.237876667	
0.316451435	0	14.25384721	0.709069541	0.004321923	0	0.713391464	0.403375899	731.1428945			731143	18.54					3	19.302%		3.57794066
0.278311426	4.418475493	19.63467149	0.030296539	0.000107819	0.000317226	0.030721584	0.126203623	327.6903421	327690	7.87							2	0.300%	0.023581307	
0.07330439	0	3.190142266	0.187113696	0.001545476	0	0.188659172	0.089805117	194.3291338			194329	15.53					3	4.297%		0.667236445
0	11.49303515	145.656566	0.008258206	0	0.000919037	0.009177243	0.023753182	97.88863021	97889	35.50							2	0.404%	0.143465371	
0	256.7725005	989.1850127	0.765470401	0	0.027172096	0.792642497	6.376496783	8454.684207	8454684	15.92							2	15.651%	2.492128995	
0	0	0.292625911	0.008106008	0	0	0.008106008	0.000528039	8.357449858			8357	18.49					3	0.220%		0.040689134
0	0.127116576	51.21042954	0.035729428	0	1.15203E-05	0.035740948	0.074462089	381.2291563	381229	4.56							2	0.202%	0.009222314	
0	0	0.177685103	0.026959363	0	0	0.026959363	0.00811227	27.87520102			27875	9.78					3	0.388%		0.037956161
1.099918275	11.49628604	93.03572014	0.059398178	0.000441292	0.001274907	0.061114377	0.131166948	651.8736477	651874	4.46							2	0.338%	0.015046131	
4.039639709	0	24.24949963	1.230791092	0.052744888	0	1.28353598	0.329379573	1335.624644			1335625	8.29					3	15.761%		1.305943547
0.079374492	1.519216771	10.2175906	0.014400713	5.42896E-05	0.000119367	0.014574369	0.035299357	155.4568297	155457	4.66							2	0.084%	0.003927062	
0.230106491	0	2.69725848	0.096051059	0.002694336	0	0.098745395	0.021472384	102.3955836			102396	7.05					3	1.027%		0.072392706
0.343751256	0.374001048	10.82762616	0.002004611	0.000121022	1.58246E-05	0.002141458	0.007009052	22.84175827	22842	8.43							2	0.022%	0.001885235	
0.282931304	0	1.525140718	0.060576194	0.003392279	0	0.063968474	0.015277135	66.08174194			66082	7.77					3	0.731%		0.056782936
0	0.03954857	0.224118673	0.001067329	0	2.87568E-06	0.001070204	0.002738027	11.41528375	11415	4.84							2	0.006%	0.000310308	
0	0	0.821833232	0.115437713	0	0	0.115437713	0.020484679	119.975158			119975	5.74					3	0.980%		0.056231864
0	0	0	0	0	0	0	0	0										#REF!		
0	0	13.50713731	0	0	0	0	0.578250101	126.590875					126591	4.27				#REF!		
0	0.363327482	36.95131752	0.008317961	0	0.000136347	0.008454308	0.013065646	90.17748412	90177	3.36							2	0.036%	0.001196616	
21.10492354	0	165.6276124	6.347560373	0.276264027	0	6.6238244	1.158696575	6834.294155			6834294	5.64					3	53.865%		3.039462713
0.055767383	0	0.133637467	0	0	0	0	0.033865602	20.72192613					20722	2.56				#REF!		
0	878.2489514	2992.431581	1.756858371	0	0.070942252	1.827800623	22.91153672	19496.15006	19496150	23.65							2	54.118%	12.80012575	
0	0	2.647281182	0.047516801	0	0	0.047516801	0.005117655	49.32984011			49330	30.36					3	2.092%		0.635071382
0	0	0	0	0	0	0	0	0										#REF!		
0	179.9979601	714.7439624	0.245974455	0	0.011809003	0.257783458	3.252665892	2749.635225	2749635	20.20							2	6.520%	1.317339245	
0	0	0.205392355	0.004727545	0	0	0.004727545	0.000375652	4.887535205			4888	22.49					3	0.154%		0.034535965
0	0	0	0	0	0	0	0	0										#REF!		
0	332.9934406	1156.515107	0.811096695	0	0.030939822	0.842036516	7.70871851	8981.54321	8981543	17.65							2	18.603%	3.283189079	
0	0	0.017246117	0.000441514	0	0	0.000441514	3.30911E-05	0.455677143			456	21.25					3	0.014%		0.002874454
2.590129046	39.49365057	184.3007481	0.246575475	0.000870784	0.002639174	0.250085433	1.150694499	2667.524601	2667525	8.88							2	2.781%	0.247107825	
0.348523808	0	15.38414744	0.742204538	0.004758426	0	0.746962964	0.429435561	765.6803058			765680	18.84					3	20.154%		3.797822527
0.2959962	4.458069122	17.25966418	0.031237846	0.000114165	0.000330323	0.031682334	0.131115195	337.9381351	337938	7.89							2	0.313%	0.024674	
0.086376527	0	3.682452383	0.220603754	0.001833233	0	0.222436987	0.104764385	229.151425			229151	15.36					3	4.917%		0.755250302
0	12.68735552	157.4256894	0.009112063	0	0.001021142	0.010133205	0.026353158	108.085354	108085	35.45							2	0.450%	0.159375018	
0	248.9825463	924.5108898	0.801007921	0	0.028773413	0.829781334	6.163002699	8850.823884	8850824	15.92							2	16.532%	2.631105404	
0	0	0.25019134	0.006945631	0	0	0.006945631	0.000452858	7.166420833			7166	18.49					3	0.185%		0.034230394
0	0.11776696	42.40083843	0.033785524	0	1.06661E-05	0.03379619	0.072194635	360.4854873	360485	4.58							2	0.194%	0.008865283	
0	0	0.189216277	0.029951288	0	0	0.029951288	0.009044377	30.98942133			30989	9.81					3	0.424%		0.041622676
1.07396083	11.38263296	82.47729979	0.05636942	0.000429323	0.001212277	0.05801102	0.126322514	618.7718388	618772	4.47							2	0.324%	0.014489994	

CO_IDLEX	CO_STREX	CO_TOTEX	SOx_RUNEX	SOx_IDLEX	SOx_STREX	SOx_TOTEX	NH3_RUNEX	Fuel Consumption	Gallons	MPG	Gallons	MPG	Gallons	MPG	kwh	kwh/mi	vmt col	% of annual VMT by fuel	Gasoline	Diesel
4.204573251	0	24.30932037	1.233085575	0.057640949	0	1.290726524	0.331868359	1343.101434			1343101	8.27					3	15.512%		1.282610616
0.09413621	1.7122689	9.692606244	0.0169273	6.39059E-05	0.000132944	0.017124149	0.041825897	182.6539402	182654	4.68							2	0.100%	0.004686915	
0.252033851	0	2.681282852	0.096210198	0.003045312	0	0.099255511	0.021559814	102.9273384			102927	7.03					3	1.011%		0.071128063
0.350644055	0.371286684	10.60237093	0.001988621	0.000122993	1.57682E-05	0.002127383	0.00719174	22.6916296	22692	8.43							2	0.022%	0.001893188	
0.308714102	0	1.670171308	0.060916528	0.003525906	0	0.064442433	0.015365866	66.56066239			66561	7.74					3	0.719%		0.055672575
0	0.043850692	0.297260312	0.001044442	0	3.12019E-06	0.001047562	0.003091829	11.17377348	11174	5.58							2	0.007%	0.000408052	
0	0	0.783373522	0.109577338	0	0	0.109577338	0.020325998	113.8015631			113802	6.00					3	0.954%		0.05724554
0	0	0	0	0	0	0	0	0										#REF!		
0	0	13.19379848	0	0	0	0	0.637359012	138.5765983					138577	4.30				#REF!		
0	0.354573874	32.8689087	0.007880584	0	0.000123505	0.008004089	0.012635251	85.37524535	85375	3.38							2	0.034%	0.001156456	
20.56647877	0	167.4468378	0.717255063	0.030494251	0	0.747749314	1.245145818	7053.893154			7053893	5.65					3	54.375%		3.073331869
0.068277603	0	0.426101704	0	0	0	0	0.042640685	23.39446994					23394	2.83				#REF!		
0	808.9168291	2709.136354	1.733964976	0	0.069416371	1.803381347	21.03623917	19235.68299	19235683	23.72							2	54.005%	12.81193527	
0	0	2.370272001	0.004748337	0	0	0.004748337	0.004708813	44.76457274			44765	30.78					3	1.879%		0.578519896
0	0	0	0	0	0	0	0	0										#REF!		
0	165.6786502	642.7447056	0.230258438	0	0.011123128	0.241381566	2.951545602	2574.685206	2574685	20.24							2	6.167%	1.248389866	
0	0	0.184951309	0.000479942	0	0	0.000479942	0.000344176	4.524616204			4525	22.26					3	0.137%		0.030577968
0	0	0	0	0	0	0	0	0										#REF!		
0	311.7413668	1063.610643	0.802673856	0	0.030701925	0.833375781	7.186272163	8889.163881	8889164	17.80							2	18.728%	3.333977973	
0	0	0.017269922	4.83675E-05	0	0	4.83675E-05	3.34807E-05	0.45598072			456	21.49					3	0.013%		0.00287126
2.611566336	37.69414714	162.2089292	0.240109058	0.000874586	0.002621048	0.243604691	1.126196729	2598.398072	2598398	8.90							2	2.736%	0.243439143	
0.364591083	0	15.40104261	0.08149754	0.00054234	0	0.08203988	0.44506965	773.4244757			773424	18.68					3	19.704%		3.680592114
0.281450625	3.818107819	12.57469858	0.028822747	0.000107937	0.000307199	0.029237882	0.121405013	311.8645084	311865	7.90							2	0.292%	0.023025363	
0.093040164	0	3.752679773	0.025336175	0.000217346	0	0.025553521	0.113431594	240.9037998			240904	15.13					3	4.970%		0.751764797
0	13.45088909	163.2675939	0.009575163	0	0.001087698	0.010662861	0.030095912	113.7349085	113735	35.37							2	0.476%	0.168406615	
0	238.2981179	860.0265682	0.813035984	0	0.029450701	0.842486685	5.884441766	8986.344911	8986345	15.90							2	16.913%	2.689676446	
0	0	0.219537054	0.000678717	0	0	0.000678717	0.000405192	6.398546578			6399	18.53					3	0.162%		0.029968884
0	0.1088211	35.2162751	0.031947401	0	9.80702E-06	0.031957208	0.069716661	340.8700674	340870	4.59							2	0.185%	0.008506735	
0	0	0.19454236	0.003546646	0	0	0.003546646	0.010179354	33.43572631			33436	9.81					3	0.447%		0.043872045
1.069744026	11.49211843	74.39710876	0.056795305	0.000424583	0.001154387	0.058374275	0.129735046	622.6464793	622646	4.49							2	0.331%	0.014833394	
4.138476693	0	24.45699281	0.140592398	0.006637289	0	0.147229687	0.354302095	1388.891255			1388891	8.27					3	15.663%		1.295196344
0.097924444	1.748980433	8.81930545	0.017347505	6.62235E-05	0.000133922	0.01754765	0.04299064	187.1711951	187171	4.68							2	0.104%	0.004844843	
0.25192098	0	2.783075555	0.010932338	0.000343988	0	0.011276326	0.022746721	106.3752231			106375	7.04					3	1.021%		0.071870871
4.18943E-06	0	7.15523E-05	0	0	0	0	2.67899E-05	0.00276657					3	8.29				#REF!		
0.341428654	0.352142062	9.815082573	0.001894459	0.000119215	1.50151E-05	0.002028689	0.007034742	21.63891929	21639	8.44							2	0.022%	0.001824079	
0.303782733	0	1.661641338	0.006860566	0.000405909	0	0.007266476	0.016067891	68.54830078			68548	7.76					3	0.725%		0.056288328
0.001022133	0	0.016646784	0	0	0	0	0.000923953	0.20350438					204	3.89				#REF!		
0	0.04051588	0.171319198	0.001191532	0	3.21903E-06	0.001194751	0.003630447	12.74375186	12744	5.74							2	0.009%	0.000497429	
0	0	0.752428612	0.011681455	0	0	0.011681455	0.019716342	110.1259922			110126	6.01					3	0.902%		0.054223632
0	0	0	0	0	0	0	0	0										#REF!		
0	0	12.95874971	0	0	0	0	0.679749334	147.3848955					147385	4.31				#REF!		
0	0.356740427	30.25457472	0.00752679	0	0.000116046	0.007642836	0.012232077	81.52195427	81522	3.40							2	0.034%	0.001158521	
6.58052256	0	141.5415393	0.659730997	0.014570555	0	0.674301552	1.16936994	6361.02369			6361024	5.77					3	53.463%		3.083677583
0.089739247	0	0.830826312	0	0	0	0	0.056971037	25.69972967					25700	3.20				#REF!		
0	738.3563283	2414.067352	1.659973477	0	0.066919345	1.726892822	18.95311815	18419.8217	18419822	23.76							2	53.876%	12.79951461	
0	0	2.067781283	0.00420353	0	0	0.00420353	0.004220871	39.62844443			39628	31.17					3	1.800%		0.561008124
0	0	0	0	0	0	0	0	0										#REF!		
0	149.5695251	563.6028818	0.221576427	0	0.010606502	0.232182929	2.662959268	2476.568378	2476568	20.31							2	6.193%	1.257947386	
0	0	0.165426053	0.000440629	0	0	0.000440629	0.000314031	4.153990652			4154	22.12					3	0.134%		0.02962462
0	0	0	0	0	0	0	0	0										#REF!		
0	291.2238123	972.2451715	0.766106033	0	0.029920657	0.79602669	6.56258003	8490.78155	8490782	17.89							2	18.702%	3.345865375	
0	0	0.016737609	4.8457E-05	0	0	4.8457E-05	3.40466E-05	0.456824845			457	21.81					3	0.015%		0.003166431
2.529926764	35.05648376	137.5916222	0.2198396	0.00084462	0.002505991	0.223190211	1.039208814	2380.647967	2380648	8.94							2	2.620%	0.234267129	
0.373473661	0	15.05905313	0.079890764	0.000555553	0	0.080446317	0.444612602	758.4012877			758401	18.52					3	20.463%		3.789068576
0.309187739	4.205460178	13.74654125	0.03018554	0.00011846	0.00033771	0.03064171	0.128417884	326.8383749	326838	7.97							2	0.321%	0.0255539	
0.10000389	0	3.795951337	0.026614589	0.000234588	0	0.026849177	0.122409356	253.1184926			253118	14.89					3	5.490%		0.817295881
0	13.89193188	150.7016599	0.009721877	0	0.001110407	0.010832284	0.033403954	115.5420507	115542	36.37							2	0.517%	0.188137938	
0	226.7775934	789.4319321	0.790049571	0	0.029362696	0.819412267	5.491451875	8740.222707	8740223	15.89							2	17.093%	2.715312915	
0	0	0.187134901	0.000607116	0	0	0.000607116	0.000363769	5.723538533			5724	18.60					3	0.155%		0.02885079
0	0.09806039	28.49318172	0.028788488	0	8.79871E-06	0.028797287	0.063766625	307.1649142	307165	4.60							2	0.174%	0.008009694	
0	0	0.186534617	0.003483981	0	0	0.003483981	0.010321933	32.84495245			32845	9.80					3	0.469%		0.046006273
1.014667888	10.81174043	63.94632671	0.052727257	0.000401721	0.00107058	0.054199558	0.121634575	578.1170547	578117	4.50							2	0.320%	0.014406457	
4.031834948	0	22.25469257	0.129627482	0.006923188	0	0.13655067	0.334307364	1288.150749			1288151	8.21					3	15.410%		1.265194211
0.000696487	0	0.002837354	0	0	0	0	0.000808821	0.104435488					104	6.63				#REF!		
0.104239183	1.823242181	8.112063466	0.017956059	7.02762E-05	0.000138338	0.018164673	0.044648159	193.7526395	193753	4.68							2	0.112%	0.005228283	
0.210549522	0	2.512451001	0.010049585	0.000308725	0	0.010358309	0.021476166	97.71511162			97715	7.04					3	1.002%		0.070471155
0.000173098	0	0.006308621	0	0	0	0	0.00238112	0.247671982					248	8.23				#REF!		
0.357115873	0.346443559	9.232897476	0.001911902	0.000123808	1.51372E-05	0.002050847	0.007339069	21.87526632	21875	8.48							2	0.023%	0.001938338	
0.302649733	0	1.519609529	0.006269733	0.000429014	0	0.006698747	0.014908807	63.19262979			63193	7.70					3	0.709%		0.054617584
0.003497578	0	0.074552241	0	0	0	0	0.004438638	0.900412015					900	4.22				#REF!		

CO_IDLEX	CO_STREX	CO_TOTEX	SOx_RUNEX	SOx_IDLEX	SOx_STREX	SOx_TOTEX	NH3_RUNEX	Fuel Consumption	Gallons	MPG	Gallons	MPG	Gallons	MPG	kwh	kwh/mi	vmt col	% of annual VMT by fuel	Gasoline	Diesel
0	0.055577496	0.309379905	0.001886329	0	5.08336E-06	0.001891412	0.005669429	20.17466285	20175	5.67							2	0.014%	0.000797176	
0	0	0.670043497	0.010684473	0	0	0.010684473	0.018405323	100.7270194			100727	6.07					3	0.890%		0.053992244
0	0	0	0	0	0	0	0	0										#REF!		
0	0	13.17069591	0	0	0	0	0.697479095	151.9790193					151979	4.29				#REF!		
0	0.332645291	27.94125583	0.007077008	0	0.000109422	0.00718643	0.011354547	76.6537242	76654	3.35							2	0.032%	0.001079671	
6.10321051	0	126.5767164	0.596849385	0.014691475	0	0.61154086	1.078717347	5768.970701			5768971	5.76					3	52.653%		3.030815882
0.125126703	0	1.498777547	0	0	0	0	0.079812416	30.29243906					30292	3.63				#REF!		
0	692.5568487	2260.412814	1.65895422	0	0.065963168	1.724917388	17.98384502	18398.75083	18398751	23.56							2	54.390%	12.81506724	
0	0	1.924332324	0.004417368	0	0	0.004417368	0.004585912	41.6443915			41644	32.23					3	2.128%		0.685735383
0	0	0	0	0	0	0	0	0										#REF!		
0	135.5680598	505.5799676	0.215341203	0	0.010059546	0.225400749	2.472387432	2404.226576	2404227	20.18							2	6.087%	1.228188104	
0	0	0.151309412	0.000425327	0	0	0.000425327	0.000300668	4.009740691			4010	21.94					3	0.140%		0.030613938
0	0	0	0	0	0	0	0	0										#REF!		
0	276.0165418	922.5542154	0.760976759	0	0.029555572	0.790532331	6.259411022	8432.176222	8432176	17.77							2	18.795%	3.339006542	
0	0	0.018324822	5.59543E-05	0	0	5.59543E-05	4.00982E-05	0.527505199			528	22.24					3	0.019%		0.004138891
2.380309652	32.02985016	119.7680649	0.202391113	0.000803452	0.002365986	0.205560551	0.946879086	2192.60202	2192602	8.83							2	2.430%	0.214580015	
0.365784624	0	14.70865583	0.075720138	0.000544116	0	0.076264254	0.423403801	718.9752224			718975	18.44					3	21.024%		3.877231429
0.293003651	3.871044178	12.03204431	0.028101015	0.00011349	0.00032187	0.028536375	0.118762799	304.3819159	304382	7.91							2	0.302%	0.023890063	
0.097313557	0	3.674262346	0.025118902	0.000228877	0	0.025347779	0.116144069	238.9641855			238964	14.80					3	5.608%		0.829960679
0	13.50754197	135.9077596	0.009295485	0	0.001076283	0.010371768	0.032595419	110.629984	110630	36.32							2	0.504%	0.183094055	
0	215.0642644	744.5920205	0.772589253	0	0.028795612	0.801384865	5.209395206	8547.934268	8547934	15.70							2	16.834%	2.642284382	
0	0	0.17688445	0.000868843	0	0	0.000868843	0.00053677	8.190952474			8191	19.18					3	0.249%		0.04776438
0	0.092645987	25.46213947	0.027511498	0	8.33315E-06	0.027519831	0.060597702	293.5389944	293539	4.55							2	0.168%	0.007618312	
0	0	0.184265374	0.003414422	0	0	0.003414422	0.010259776	32.18919106			32189	9.80					3	0.500%		0.049043218
0.913760193	9.695007667	54.84114133	0.048129798	0.000365232	0.000959631	0.049454661	0.110270327	527.5058347	527506	4.45							2	0.295%	0.013105371	
3.676181129	0	20.08070238	0.117446001	0.006629495	0	0.124075496	0.307040214	1170.466194			1170466	8.18					3	15.185%		1.242469168
0.002856697	0	0.021079005	0	0	0	0	0.007036336	0.799014782					799	7.54				#REF!		
0.109167796	1.868765637	7.646779652	0.019238941	7.4363E-05	0.000143269	0.019456573	0.047298533	207.5326324	207533	4.62							2	0.120%	0.005564494	
0.193256438	0	2.142761163	0.009041118	0.000296032	0	0.00933715	0.019920046	88.08200192			88082	6.99					3	0.976%		0.068245581
0.000913362	0	0.028351548	0	0	0	0	0.010618456	1.112631917					1113	8.17				#REF!		
0.368386521	0.343959263	9.114047705	0.001995089	0.000128759	1.54681E-05	0.002139316	0.007669231	22.81891587	22819	8.39							2	0.024%	0.002013626	
0.291472495	0	1.348922787	0.005625732	0.000449946	0	0.006075679	0.01362145	57.31491452			57315	7.63					3	0.693%		0.052881844
0.006080131	0	0.142267829	0	0	0	0	0.008389286	1.703815561					1704	4.21				#REF!		
0	0.067220998	0.193860583	0.002802611	0	7.06723E-06	0.002809678	0.007512471	29.96930203	29969	5.05							2	0.019%	0.000960268	
0	0	0.546457686	0.009235028	0	0	0.009235028	0.015940978	87.06249973			87062	5.98					3	0.825%		0.049288123
0	0	0	0	0	0	0	0	0										#REF!		
0	0	14.8614076	0	0	0	0	0.738961174	165.123367					165123	4.19				#REF!		
0	0.315022513	26.65696665	0.006935681	0	0.000101114	0.007036796	0.011192763	75.05765335	75058	3.35							2	0.031%	0.001041803	
6.809716784	0	126.1860987	0.598104668	0.016761322	0	0.61486599	1.207439556	5800.338317			5800338	5.75					3	52.619%		3.024740128
0.166960975	0	2.233060274	0	0	0	0	0.107053021	37.43163632					37432	3.88				#REF!		
0	641.5186216	2130.894512	1.679129255	0	0.063723412	1.742852667	17.54937229	18590.05665	18590057	23.83							2	54.643%	13.02293677	
0	0	1.861964749	0.004961354	0	0	0.004961354	0.005410939	46.77277178			46773	33.85					3	2.499%		0.845977137
0	0	0	0	0	0	0	0	0										#REF!		
0	0.000125374	0.000407011	1.72094E-06	0	6.99293E-08	1.79087E-06	1.19672E-05	0.0191022										#REF!		
0	124.4282156	468.9044397	0.214352733	0	0.009520828	0.223873561	2.393682945	2387.93689	2387937	20.35							2	5.992%	1.219191876	
0	0	0.143290668	0.000410366	0	0	0.000410366	0.000289562	3.868690414			3869	21.90					3	0.134%		0.029290449
0	0	0	0	0	0	0	0	0										#REF!		
0	260.5682127	892.2270231	0.77460288	0	0.028931796	0.803534676	6.185935454	8570.865122	8570865	17.98							2	19.003%	3.41631161	
0	0	0.017690913	5.8486E-05	0	0	5.8486E-05	4.26857E-05	0.551372159			551	22.66					3	0.020%		0.004466077
2.284787822	29.91020813	110.4698483	0.194016306	0.000770036	0.002253219	0.197039561	0.909426269	2101.713287	2101713	8.84							2	2.292%	0.202589373	
0.361805143	0	14.91349122	0.075363413	0.000538196	0	0.075901609	0.421572176	715.5564103			715556	18.33					3	20.695%		3.792734286
0.28942466	3.752097681	11.49977952	0.0277923	0.000111967	0.000316552	0.028220819	0.118176662	301.0160462	301016	7.96							2	0.295%	0.023508698	
0.096893637	0	3.728781483	0.02523258	0.000228277	0	0.025460857	0.116956899	240.0302164			240030	14.71					3	5.571%		0.819287737
0	13.20070976	128.4052401	0.008991611	0	0.001035954	0.010027565	0.03208606	106.9585515	106959	36.55							2	0.482%	0.176245205	
0	205.706524	725.0138623	0.774979635	0	0.028096345	0.80307598	5.151590961	8565.972465	8565972	15.77							2	16.657%	2.626143283	
0	0	0.179958218	0.001257373	0	0	0.001257373	0.000804376	11.853785			11854	19.86					3	0.371%		0.073768012
0	0.086906566	23.34524303	0.026382369	0	7.74107E-06	0.02639011	0.058446129	281.4888755	281489	4.55							2	0.158%	0.007191369	
0	0	0.182857075	0.003367826	0	0	0.003367826	0.010231643	31.74991378			31750	9.80					3	0.491%		0.048086717
0.864337088	9.230118231	51.13422948	0.046583519	0.000344711	0.000889601	0.047817832	0.107280951	510.0466719	510047	4.46							2	0.281%	0.012509649	
3.559861253	0	20.01804534	0.117900857	0.006644747	0	0.124545603	0.317848798	1174.900948			1174901	8.19					3	15.183%		1.243354936
0.005292341	0	0.038808938	0	0	0	0	0.013018353	1.470907703					1471	7.57				#REF!		
0.10874955	1.855323054	7.366166477	0.019481173	7.3983E-05	0.000140666	0.019695822	0.047928259	210.0845631	210085	4.62							2	0.120%	0.005541591	
0.191760268	0	2.079064272	0.009016255	0.000309679	0	0.009325935	0.020389876	87.97620463			87976	6.97					3	0.968%		0.067459019
0.001404289	0	0.046474419	0	0	0	0	0.017230377	1.830509211					1831	8.06				#REF!		
0.37402299	0.334464306	9.103669901	0.002100469	0.00013013	1.53531E-05	0.002245953	0.008224042	23.95635258	23956	8.45							2	0.025%	0.002107398	
0.275822441	0	1.304227725	0.005548827	0.000466514	0	0.006015342	0.013808758	56.74572551			56746	7.63					3	0.683%		0.052122097
0.012124309	0	0.280796065	0	0	0	0	0.016073173	3.348756652					3349	4.11				#REF!		
0	0.068488841	0.161382133	0.003251108	0	7.4937E-06	0.003258601	0.008505632	34.7577193	34758	4.93							2	0.021%	0.001043299	
0	0	0.498410619	0.00860418	0	0	0.00860418	0.015170578	81.11522331			81115	5.99					3	0.766%		0.04589268
0	0	0	0	0	0	0	0	0										#REF!		

CO_IDLEX	CO_STREX	CO_TOTEX	SOx_RUNEX	SOx_IDLEX	SOx_STREX	SOx_TOTEX	NH3_RUNEX	Fuel Consumption	Gallons	MPG	Gallons	MPG	Gallons	MPG	kwh	kwh/mi	vmt col	% of annual VMT by fuel	Gasoline	Diesel
0	0	15.26316077	0	0	0	0	0.749785023	170.2870908					170287	4.12				#REF!		
0	0.302098249	24.61464833	0.006613417	0	9.28498E-05	0.006706267	0.010750781	71.53208576	71532	3.36							2	0.030%	0.001002775	
7.611276451	0	124.7564154	0.606107262	0.018392062	0	0.624499324	1.620104321	5891.214371			5891214	5.76					3	52.914%		3.049921338
0.214936393	0	3.247143129	0	0	0	0	0.147458809	47.45126721					47451	4.09				#REF!		
0	593.0614083	1951.622262	1.657326298	0	0.06197603	1.719302328	16.59511273	18338.85806	18338858	24.05							2	54.825%	13.18347971	
0	0	1.77310897	0.005865564	0	0	0.005865564	0.006702014	55.29713927			55297	35.47					3	3.056%		1.083982853
0	0	0	0	0	0	0	0	0										#REF!		
0	0.006397215	0.020872915	8.83942E-05	0	3.72003E-06	9.21143E-05	0.000615097	0.9825324										#REF!		
0	112.9546685	422.3070784	0.199056487	0	0.008819952	0.207876439	2.186028229	2217.304332	2217304	20.41							2	5.627%	1.148585013	
0	0	0.132934961	0.000384794	0	0	0.000384794	0.000270611	3.627615772			3628	21.83					3	0.123%		0.026939081
0	0	0	0	0	0	0	0	0										#REF!		
0	247.5993656	842.6923759	0.777954361	0	0.028787436	0.806741797	5.997080337	8605.073736	8605074	18.25							2	19.525%	3.563533811	
0	0	0.018764607	6.84678E-05	0	0	6.84678E-05	5.10931E-05	0.645475042			645	23.16					3	0.023%		0.005397084
2.191637743	27.91557164	98.86981133	0.180723129	0.000737469	0.002144787	0.183605385	0.850156104	1958.418274	1958418	8.86							2	2.157%	0.191131731	
0.356903269	0	14.3770011	0.073649176	0.000530904	0	0.07418008	0.518870801	699.326836			699327	18.10					3	19.721%		3.568858224
0.289899853	3.686050654	10.87273657	0.027157301	0.000111968	0.000315459	0.027584728	0.116766882	294.2312141	294231	8.04							2	0.294%	0.02364976	
0.097413217	0	3.595209372	0.025550511	0.000229934	0	0.025780445	0.172348141	243.0431077			243043	14.49					3	5.487%		0.794903718
0	13.23746647	121.2284387	0.008754917	0	0.001023368	0.009778285	0.031963883	104.2996211	104300	36.78							2	0.477%	0.175418144	
0	195.6241526	683.9486122	0.756328175	0	0.027533456	0.783861631	4.920642491	8361.023515	8361024	15.85							2	16.474%	2.610889303	
0	0	0.189066981	0.001945622	0	0	0.001945622	0.001293435	18.34219474			18342	20.64					3	0.590%		0.121717373
0	0.080578024	20.36079486	0.024522572	0	7.16957E-06	0.024529742	0.054698056	261.6453483	261645	4.56							2	0.148%	0.006750798	
0	0	0.176846743	0.003242749	0	0	0.003242749	0.011412258	30.57075901			30571	9.79					3	0.466%		0.045660681
0.847201473	8.902076433	46.17238191	0.046209952	0.000336515	0.000840938	0.047387406	0.107328368	505.4555496	505456	4.47							2	0.281%	0.012576021	
3.433205853	0	19.89826332	0.119580118	0.006641834	0	0.126221952	0.401311874	1190.714782			1190715	8.24					3	15.283%		1.25876954
0.007283693	0	0.053056794	0	0	0	0	0.017713319	2.012679795					2013	7.53				#REF!		
0.104119317	1.77350948	6.69911391	0.018257865	7.07619E-05	0.000133536	0.018462162	0.044930137	196.9257934	196926	4.62							2	0.113%	0.00523139	
0.184612988	0	2.03887576	0.009142025	0.000308731	0	0.009450757	0.02606262	89.15371202			89154	7.00					3	0.972%		0.067999222
0.001495116	0	0.052585043	0	0	0	0	0.019531397	2.0721443					2072	8.07				#REF!		
0.383867382	0.325874749	8.557400309	0.002139555	0.000132754	1.53332E-05	0.002287642	0.008622881	24.4010275	24401	8.49							2	0.026%	0.002188126	
0.267275145	0	1.269192408	0.005550261	0.00047768	0	0.006027941	0.016232278	56.8645775			56865	7.65					3	0.678%		0.051921539
0.017338058	0	0.416769845	0	0	0	0	0.023685954	4.951640375					4952	4.09				#REF!		
0	0.074608355	0.163465577	0.00346324	0	8.26543E-06	0.003471506	0.008950149	37.02865593	37029	4.87							2	0.022%	0.00109306	
0	0	0.428693538	0.007862272	0	0	0.007862272	0.014330485	74.12094292			74121	5.94					3	0.686%		0.040770859
0	0	0	0	0	0	0	0	0										#REF!		
0	0	14.67856208	0	0	0	0	0.697773421	161.406115					161406	4.04				#REF!		
0	0.279751033	21.48297464	0.0061236	0	8.03513E-05	0.006203951	0.010082461	66.17415355	66174	3.37							2	0.027%	0.000926301	
8.683874337	0	113.1246909	0.598024399	0.021586717	0	0.619611115	2.173959986	5845.101458			5845101	5.77					3	52.596%		3.035039872
0.268963546	0	4.323933927	0	0	0	0	0.195495313	58.21236914					58212	4.26				#REF!		
0	551.986657	1799.993199	1.665238592	0	0.061112402	1.726350994	15.97302062	18414.04232	18414042	24.36							2	55.306%	13.47291943	
0	0	1.720212786	0.006815281	0	0	0.006815281	0.008098843	64.25052261			64251	36.89					3	3.696%		1.363273972
0	0	0	0	0	0	0	0	0										#REF!		
0	0.061148407	0.200337711	0.00085021	0	3.41418E-05	0.000884351	0.005927439	9.432893461										#REF!		
0	103.7141225	384.930224	0.192271307	0	0.008391798	0.200663105	2.046013823	2140.363646	2140364	20.60							2	5.436%	1.119642542	
0	0	0.123895123	0.000368049	0	0	0.000368049	0.000258035	3.46974925			3470	21.76					3	0.118%		0.025625459
0	0	0	0	0	0	0	0	0										#REF!		
0	233.6896078	790.1423624	0.780693907	0	0.028583246	0.809277153	5.816425511	8632.116988	8632117	18.52							2	19.709%	3.649835821	
0	0	0.032344002	0.000429945	0	0	0.000429945	0.000376336	4.053270166			4053	27.17					3	0.172%		0.046661736
2.105561821	26.1267372	88.83661481	0.169199208	0.000707382	0.002046087	0.171952677	0.800317777	1834.12521	1834125	8.90							2	2.012%	0.179038026	
0.351272766	0	13.88908301	0.071361855	0.000522529	0	0.071884384	0.581983313	677.6843459			677684	17.94					3	18.953%		3.399224115
0.292203918	3.654891691	10.30057117	0.026794664	0.000112678	0.000316032	0.027223374	0.116459255	290.3768467	290377	8.12							2	0.291%	0.023615534	
0.099239146	0	3.50710794	0.026198371	0.000234654	0	0.026433025	0.230059339	249.1952529			249195	14.29					3	5.551%		0.793021826
0	13.30344576	115.3817282	0.008711948	0	0.001013422	0.009725371	0.032712546	103.7352112	103735	37.17							2	0.475%	0.176710668	
0	186.0232984	645.1908032	0.744068433	0	0.027122757	0.77119119	4.728269579	8225.874845	8225875	15.95							2	16.173%	2.579118849	
0	0	0.239986749	0.003059154	0	0	0.003059154	0.002087901	28.83992808			28840	21.19					3	0.953%		0.201855038
0	0.075579611	17.56301446	0.023155344	0	6.67392E-06	0.023162017	0.052091517	247.0565784	247057	4.56							2	0.139%	0.006334094	
0	0	0.173509179	0.00316307	0	0	0.00316307	0.012703471	29.81959541			29820	9.78					3	0.455%		0.044518256
0.826739417	8.711848522	41.80664741	0.045241772	0.000327248	0.000793622	0.046362642	0.105788233	494.5249598	494525	4.48							2	0.273%	0.012259408	
3.328509159	0	19.06925388	0.117920738	0.006639447	0	0.124560185	0.512147228	1175.038506			1175039	8.30					3	15.207%		1.262072534
0.008991035	0	0.070488224	0	0	0	0	0.024021762	2.679988568					2680	7.67				#REF!		
0.102511813	1.73071817	6.147590351	0.017716578	6.95921E-05	0.000129421	0.017915591	0.043617905	191.0958164	191096	4.62							2	0.109%	0.005031794	
0.183713706	0	1.870837201	0.009017643	0.000324504	0	0.009342147	0.035715975	88.12914697			88129	7.03					3	0.966%		0.067888258
0.001698046	0	0.056102841	0	0	0	0	0.020758501	2.210690485					2211	8.04				#REF!		
0.382887406	0.313350108	7.71966899	0.002120819	0.000131786	1.49161E-05	0.002267521	0.008768095	24.18640591	24186	8.55							2	0.025%	0.002180143	
0.206663475	0	0.970373957	0.005492188	0.00049649	0	0.005988677	0.019128819	56.49418875			56494	7.63					3	0.672%		0.05127346
0.018993043	0	0.458317089	0	0	0	0	0.025995377	5.44205486					5442	4.09				#REF!		
0	0.078280497	0.181430571	0.003695586	0	8.73151E-06	0.003704318	0.009662839	39.51193002	39512	4.93							2	0.024%	0.001184079	
0	0	0.383280036	0.007455446	0	0	0.007455446	0.016503522	70.28562356			70286	6.04					3	0.662%		0.040013313
0	0	0	0	0	0	0	0	0										#REF!		
0	0	15.85118487	0	0	0	0	0.725503246	169.7748832					169775	4.00				#REF!		
0	0.242199647	18.17259169	0.005296966	0	6.75616E-05	0.005364528	0.008764419	57.22048521	57220	3.38							2	0.023%	0.000788913	

CO_IDLEX	CO_STREX	CO_TOTEX	SOx_RUNEX	SOx_IDLEX	SOx_STREX	SOx_TOTEX	NH3_RUNEX	Fuel Consumption	Gallons	MPG	Gallons	MPG	Gallons	MPG	kwh	kwh/mi	vmt col	% of annual VMT by fuel	Gasoline	Diesel
9.11784697	0	94.68089743	0.628555445	0.024775861	0	0.653331306	3.154159144	6163.200877			6163201	5.88					3	53.135%		3.126503497
0.377880316	0	7.001157026	0	0	0	0	0.36845024	92.21459118					92215	4.57				#REF!		
0	514.9034842	1659.796138	1.685210504	0	0.060807474	1.746017978	15.45692686	18623.81929	18623819	24.75							2	55.788%	13.80876486	
0	0	1.699126711	0.007984607	0	0	0.007984607	0.009859049	75.27424875			75274	38.33					3	4.227%		1.620267217
0	0	0	0	0	0	0	0	0										#REF!		
0	0.16703447	0.543404328	0.00229863	0	9.14281E-05	0.002390058	0.01603405	25.49344426										#REF!		
0	95.82551075	352.437609	0.188353391	0	0.008087024	0.196440414	1.9380596	2095.322514	2095323	20.85							2	5.287%	1.102213564	
0	0	0.115368364	0.000361445	0	0	0.000361445	0.000253853	3.407495573			3407	21.80					3	0.109%		0.023729611
0	0	0	0	0	0	0	0	0										#REF!		
0	222.1932576	743.1559124	0.797359691	0	0.028836935	0.826196626	5.714961079	8812.587756	8812588	18.84							2	20.098%	3.787378677	
0	0	0.048035267	0.000749948	0	0	0.000749948	0.000668906	7.070075828			7070	27.69					3	0.287%		0.079408833
2.060324841	25.08183323	81.46619574	0.162066623	0.000691022	0.001991651	0.164749297	0.774140353	1757.290686	1757291	8.97							2	1.909%	0.17130048	
0.3543527	0	13.57458867	0.071945981	0.00052711	0	0.072473092	0.707558077	683.2343395			683234	17.70					3	17.715%		3.134970908
0.295546564	3.641611948	9.770037437	0.026572594	0.000113763	0.000317946	0.027004304	0.116919156	288.0401513	288040	8.22							2	0.286%	0.02353065	
0.102855116	0	3.454099181	0.027237283	0.000243626	0	0.027480908	0.28971839	259.0740903			259074	14.11					3	5.355%		0.755541533
0	13.3465736	109.8916691	0.008696203	0	0.001001084	0.009697288	0.033549222	103.4356649	103436	37.57							2	0.470%	0.176693073	
0	176.0392202	604.9060028	0.72465153	0	0.026506268	0.751157797	4.508789027	8012.189595	8012190	16.07							2	15.578%	2.502655273	
0	0	0.261342934	0.003657767	0	0	0.003657767	0.002527762	34.48330839			34483	21.45					3	1.084%		0.232501933
0	0.071094632	15.31500917	0.021922304	0	6.28231E-06	0.021928586	0.049656264	233.9002434	233900	4.56							2	0.129%	0.005895863	
0	0	0.169604269	0.003144486	0	0	0.003144486	0.015773017	29.64439211			29644	9.77					3	0.425%		0.041496782
0.832261485	8.629138503	38.22396255	0.046121977	0.000328182	0.000767252	0.047217411	0.10872725	503.6423109	503642	4.50							2	0.274%	0.012343658	
2.724364086	0	17.20706575	0.125671364	0.006725694	0	0.132397057	0.702927861	1248.967642			1248968	8.43					3	15.427%		1.300551324
0.009884541	0	0.079884529	0	0	0	0	0.027318534	3.040175375					3040	7.69				#REF!		
0.106174341	1.740066851	5.796843008	0.018248474	7.19947E-05	0.000131741	0.018452209	0.044933992	196.819626	196820	4.62							2	0.110%	0.005086834	
0.164304101	0	1.758023805	0.009573083	0.000306846	0	0.009879929	0.052901731	93.20231289			93202	7.16					3	0.978%		0.070003934
0.001705297	0	0.065489565	0	0	0	0	0.023937746	2.590203065					2590	7.91				#REF!		
0.365498099	0.25892683	2.162518865	0.001842174	0.000122423	1.20929E-05	0.00197669	0.00908933	21.08427148	21084	8.82							2	0.023%	0.001985359	
0.152632017	0	0.72949772	0.005802924	0.000505642	0	0.006308566	0.023229416	59.51185458			59512	7.67					3	0.669%		0.05135838
0.026385229	0	0.684253942	0	0	0	0	0.038295585	8.043798242					8044	4.07				#REF!		
0	0.087199656	0.199655452	0.003906962	0	9.66058E-06	0.003916622	0.010220421	41.77646986	41776	4.93							2	0.025%	0.001229786	
0	0	0.344058997	0.006991792	0	0	0.006991792	0.017876237	65.91456332			65915	6.10					3	0.589%		0.035915004
0	0	0	0	0	0	0	0	0										#REF!		
0	0	19.52318839	0	0	0	0	0.829829	203.1880283					203188	3.82				#REF!		
0	0.154407386	11.50549567	0.003320701	0	4.14958E-05	0.003362197	0.00550705	35.86271589	35863	3.39							2	0.014%	0.000484164	
11.18504654	0	65.13344774	0.631360944	0.029714368	0	0.661075312	4.009439806	6236.253955			6236254	5.83					3	52.375%		3.056037894
0.435005704	0	7.923282113	0	0	0	0	0.408566725	100.0095196					100010	4.66				#REF!		
0	474.7735208	1514.84076	1.707003078	0	0.06005434	1.767057418	15.04247584	18848.23549	18848235	25.15							2	55.815%	14.03702004	
0	0	1.677791634	0.009449497	0	0	0.009449497	0.012027238	89.08438962			89084	39.51					3	5.066%		2.001562729
0	0	0	0	0	0	0	0	0										#REF!		
0	0.321718193	1.043875258	0.004411442	0	0.000175203	0.004586644	0.030791522	48.92322549										#REF!		
0	86.04022263	302.6401746	0.18480781	0	0.007660663	0.192468473	1.850419184	2052.955987	2052956	21.20							2	5.124%	1.086222796	
0	0	0.100757655	0.000314827	0	0	0.000314827	0.000221951	2.968010812			2968	21.88					3	0.093%		0.020459208
0	0	0	0	0	0	0	0	0										#REF!		
0	210.6908009	698.8693623	0.81346093	0	0.028941609	0.84240254	5.643589885	8985.447381	8985447	19.19							2	20.301%	3.895129358	
0	0	0.065462229	0.00124542	0	0	0.00124542	0.001138268	11.74109506			11741	28.37					3	0.479%		0.136025214
2.064869928	24.55697103	94.93672805	0.157747215	0.000693036	0.002090992	0.160531242	0.74941367	1712.299006	1712299	8.99							2	1.813%	0.16301031	
0.356204176	0	13.29580295	0.072422108	0.00052957	0	0.072951678	0.817277498	687.7461759			687746	17.51					3	17.333%		3.035050703
0.296215734	3.599367306	9.061090817	0.026415555	0.000113727	0.000315926	0.026845208	0.117956834	286.3431625	286343	8.33							2	0.281%	0.023396157	
0.106887846	0	3.411393629	0.028723881	0.000253348	0	0.028977229	0.360113319	273.1805336			273181	13.97					3	5.491%		0.766857713
0	13.40522075	105.4942689	0.008758905	0	0.00098748	0.009746385	0.03468638	103.9593612	103959	38.01							2	0.465%	0.176841256	
0	172.2575471	593.018173	0.740065436	0	0.026915371	0.766980807	4.482820399	8180.964989	8180965	16.24							2	15.641%	2.539731282	
0	0	0.304446097	0.004743425	0	0	0.004743425	0.003343263	44.7182654			44718	21.88					3	1.408%		0.308102394
0	0.067884184	13.34773026	0.021417359	0	5.94041E-06	0.021423299	0.048964477	228.5106189	228511	4.57							2	0.123%	0.005621315	
0	0	0.167026985	0.003134663	0	0	0.003134663	0.018292173	29.55178802			29552	9.77					3	0.415%		0.040571799
0.845166064	8.732243664	35.29048682	0.047553091	0.000331335	0.000739311	0.048623738	0.113514785	518.6428284	518643	4.53							2	0.277%	0.01255412	
2.595295677	0	15.5395469	0.126332543	0.006796086	0	0.133128628	0.844992299	1255.868913			1255869	8.42					3	15.216%		1.280866736
0.01228567	0	0.096978016	0	0	0	0	0.033153412	3.660583054					3661	7.75				#REF!		
0.10244507	1.720058594	5.536397567	0.016792386	6.9554E-05	0.000127218	0.016989159	0.041369726	181.2140669	181214	4.62							2	0.099%	0.004559433	
0.1699918	0	1.79071779	0.00970271	0.000314356	0	0.010017066	0.062633465	94.49599223			94496	7.12					3	0.969%		0.069019412
0.001299069	0	0.056042985	0	0	0	0	0.020708797	2.205403684					2205	8.04				#REF!		
0.377944237	0.256903519	2.03489597	0.001920771	0.000125648	1.22428E-05	0.002058662	0.009609342	21.95862101	21959	8.93							2	0.023%	0.00205969	
0.055256005	0	0.217907572	0.005764129	0.000501299	0	0.006265428	0.026109794	59.10491301			59105	7.64					3	0.650%		0.049712353
0.02899618	0	0.836842869	0	0	0	0	0.046629058	9.684010863					9684	4.12				#REF!		
0	0.085857771	0.191755373	0.003722743	0	9.31874E-06	0.003732062	0.009899562	39.80786312	39808	5.01							2	0.023%	0.00117812	
0	0	0.26418067	0.005823786	0	0	0.005823786	0.022667444	54.90327806			54903	6.35					3	0.502%		0.03188069
0	0	0	0	0	0	0	0	0										#REF!		
0	0	19.68982776	0	0	0	0	0.829014724	205.5778764					205578	3.77				#REF!		
0	0.036916576	6.250815077	0.000779339	0	2.44377E-05	0.000803777	0.000904415	8.573445149	8573	3.08							2	0.003%	9.10395E-05	
13.83039706	0	58.1180611	0.628270757	0.03376263	0	0.662033387	4.76777938	6245.291953			6245292	5.81					3	50.296%		2.923239522
0.529650404	0	9.397177747	0	0	0	0	0.469947767	112.7485434					112749	4.74				#REF!		

CO_IDLEX	CO_STREX	CO_TOTEX	SOx_RUNEX	SOx_IDLEX	SOx_STREX	SOx_TOTEX	NH3_RUNEX	Fuel Consumption	Gallons	MPG	Gallons	MPG	Gallons	MPG	kwh	kwh/mi	vmt col	% of annual VMT by fuel	Gasoline	Diesel
0	439.425866	1403.955778	1.776864507	0	0.059893572	1.836758079	15.05872249	19591.69434	19591694	25.61							2	56.337%	14.42688762	
0	0	1.750384528	0.011163124	0	0	0.011163124	0.014522463	105.2394655			105239	40.38					3	5.889%		2.378011617
0	0	0	0	0	0	0	0	0										#REF!		
0	0.444289935	1.4442864	0.006111791	0	0.000240406	0.006352197	0.042717554	67.75541285										#REF!		
0	80.90640641	284.9130012	0.200510562	0	0.007799178	0.20830974	1.891176046	2221.926118	2221926	21.76							2	5.429%	1.181428829	
0	0	0.092772832	0.000281238	0	0	0.000281238	0.000200098	2.651349233			2651	22.09					3	0.081%		0.017919667
0	0	0	0	0	0	0	0	0										#REF!		
0	202.8265545	670.6037919	0.830703316	0	0.028863421	0.859566737	5.667942934	9168.528486	9168528	19.46							2	20.033%	3.897932305	
0	0	0.138451694	0.002202162	0	0	0.002202162	0.002024646	20.76070711			20761	28.54					3	0.821%		0.234297834
0	0	0	0	0	0	0	0	0										#REF!		
0	0.000962159	0.003185178	1.359E-05	0	6.50961E-07	1.4241E-05	9.49016E-05	0.15190088										#REF!		
2.035208936	24.06602397	86.88481001	0.15705213	0.000681394	0.002025917	0.159759442	0.761710289	1704.066631	1704067	9.15							2	1.752%	0.16037702	
0.363315722	0	13.20177226	0.076694683	0.00053942	0	0.077234103	1.028671502	728.1183996			728118	17.27					3	17.427%		3.010350857
0.296040166	3.600682166	8.840775672	0.026524724	0.000113456	0.000314671	0.026952851	0.120196042	287.4913245	287491	8.45							2	0.273%	0.023058307	
0.114329228	0	3.454729885	0.03222876	0.00027078	0	0.03249954	0.477581713	306.3868431			306387	13.81					3	5.861%		0.809159297
0	13.71152922	105.2766295	0.009199351	0	0.000993624	0.010192975	0.037292722	108.7228901	108723	38.50							2	0.470%	0.181009528	
0	159.8855034	558.6542118	0.743412717	0	0.026313047	0.769725764	4.351354938	8210.243946	8210244	16.44							2	15.161%	2.493213823	
0	0	0.512719546	0.008497846	0	0	0.008497846	0.006066324	80.11277504			80113	22.16					3	2.460%		0.545081533
0	0	0	0	0	0	0	0	0										#REF!		
0	0.062670311	10.28590403	0.020746549	0	5.25154E-06	0.020751801	0.048177221	221.3481119	221348	4.58							2	0.114%	0.005214049	
0	0	0.170057103	0.003359991	0	0	0.003359991	0.024041451	31.67605255			31676	9.75					3	0.428%		0.041756598
0.852001806	8.75492759	33.17521514	0.048937398	0.000332368	0.000718343	0.04998811	0.117983154	533.195839	533196	4.57							2	0.273%	0.012486173	
2.569860803	0	14.39425576	0.12648196	0.00692838	0	0.133410341	0.99997979	1258.526449			1258526	8.39					3	14.634%		1.228136277
0.014570248	0	0.111901044	0	0	0	0	0.038113758	4.189116067					4189	7.79				#REF!		
0.10421628	1.703867561	5.284662586	0.016959785	7.05224E-05	0.000127768	0.017158075	0.041951738	183.0158049	183016	4.64							2	0.095%	0.004426257	
0.166905358	0	1.674655963	0.009687894	0.000310326	0	0.009998219	0.071881146	94.31819976			94318	7.11					3	0.929%		0.066016685
0.00167397	0	0.063888373	0	0	0	0	0.023423258	2.503302987					2503	8.01				#REF!		
0.587430331	0.383558232	8.74394575	0.003204975	0.000197651	2.03944E-05	0.00342302	0.013903104	36.5114817	36511	8.72							2	0.036%	0.003121095	
0.056728665	0	0.217508267	0.005717927	0.000490276	0	0.006208203	0.028822756	58.56508543			58565	7.67					3	0.622%		0.047698928
0.029183451	0	0.888440277	0	0	0	0	0.049591436	10.21299712					10213	4.16				#REF!		
0	0.08915278	0.209629587	0.003708919	0	9.47859E-06	0.003718398	0.010345057	39.66211896	39662	5.26							2	0.023%	0.001231414	
0	0	0.260094063	0.006486787	0	0	0.006486787	0.035111678	61.15366742			61154	6.51					3	0.552%		0.035933381
0	0	0	0	0	0	0	0	0										#REF!		
0	0	19.34039927	0	0	0	0	0.806759199	200.2451262					200245	3.77				#REF!		
0	0.029105889	3.265620455	0.000581886	0	1.13969E-05	0.000593283	0.000834894	6.328224806	6328	3.24							2	0.002%	7.1402E-05	
16.14974021	0	53.4462268	0.659739903	0.036758103	0	0.696498007	5.78051272	6570.413945			6570414	5.81					3	49.310%		2.863927504
0.622366435	0	11.41162805	0	0	0	0	0.575304752	133.1484093					133148	4.86				#REF!		
0	400.4679459	1313.358986	1.871538333	0	0.058352023	1.929890356	16.62303838	20585.08543	20585085	26.09							2	57.570%	15.02196514	
0	0	1.706804131	0.010791372	0	0	0.010791372	0.014092581	101.734803			101735	40.54					3	5.329%		2.160234204
0	0	0	0	0	0	0	0	0										#REF!		
0	0.542171088	1.817304606	0.007798136	0	0.000290894	0.00808903	0.066693033	86.28126219										#REF!		
0	73.9076405	266.2296323	0.213798077	0	0.007582063	0.22138014	2.073034976	2361.340938	2361341	22.30							2	5.643%	1.258071446	
0	0	0.080679609	0.000228734	0	0	0.000228734	0.000163547	2.156375363			2156	22.19					3	0.062%		0.013726272
0	0	0	0	0	0	0	0	0										#REF!		
0	185.1454928	630.2153049	0.844476623	0	0.027483384	0.871960007	6.006467656	9300.720728	9300721	19.81							2	19.745%	3.910940339	
0	0	0.139164993	0.002455508	0	0	0.002455508	0.002289426	23.14910429			23149	28.94					3	0.866%		0.250558104
0	0	0	0	0	0	0	0	0										#REF!		
0	0.003566245	0.012234435	5.30206E-05	0	2.36673E-06	5.53873E-05	0.000663944	0.590786037										#REF!		
2.046384118	24.34939536	82.95619056	0.168586771	0.000682298	0.002031329	0.171300398	0.841581606	1827.1677	1827168	9.40							2	1.841%	0.173127324	
0.382426906	0	13.73477591	0.088974118	0.000565656	0	0.089539774	1.457184885	844.1291387			844129	17.04					3	18.585%		3.166736299
0.283877186	3.402323245	8.529638542	0.02611916	0.000108678	0.000300921	0.026528758	0.118173169	282.9677629	282968	8.44							2	0.256%	0.021610397	
0.120303877	0	3.597836608	0.036150029	0.000284352	0	0.036434381	0.598407301	343.4822476			343482	13.75					3	6.101%		0.838712941
0	13.55948828	105.6534593	0.009778102	0	0.000964102	0.010742204	0.040570714	114.5812216	114581	39.15							2	0.481%	0.18819799	
0	146.4913152	530.8603179	0.709163522	0	0.023970431	0.733133953	4.448028445	7819.9391	7819939	16.59							2	13.905%	2.306885524	
0	0	0.621715205	0.010559991	0	0	0.010559991	0.007633539	99.55347793			99553	22.44					3	2.887%		0.647716267
0	0	0	0	0	0	0	0	0										#REF!		
0	0.012560557	0.043034506	0.000185921	0	1.01059E-05	0.000196027	0.002739051	2.090911098										#REF!		
0	0.057181281	6.498023091	0.020516146	0	4.47102E-06	0.020520617	0.048930672	218.8822001	218882	4.60							2	0.108%	0.004957524	
0	0	0.174655749	0.003517979	0	0	0.003517979	0.027695749	33.16547298			33165	9.75					3	0.418%		0.040755219
0.893610113	8.895695323	31.79024865	0.056033269	0.000345873	0.000714744	0.057093885	0.137019935	608.9892646	608989	4.62							2	0.301%	0.013915551	
2.540099883	0	13.78217886	0.13350062	0.007047709	0	0.140548329	1.212870968	1325.862661			1325863	8.39					3	14.372%		1.205560497
0.017711794	0	0.136636256	0	0	0	0	0.046479455	5.092171124					5092	7.81				#REF!		
0.100270891	1.637878906	4.925271984	0.016902933	6.76694E-05	0.000120349	0.017090952	0.041948226	182.2998394	182300	4.65							2	0.091%	0.004231348	
0.168859797	0	1.630326567	0.010239612	0.000312817	0	0.010552429	0.085998761	99.54633753			99546	7.08					3	0.910%		0.06439854
0.001864735	0	0.073567372	0	0	0	0	0.026864106	2.871471887					2871	8.01				#REF!		
0.493443508	0.339279122	8.038485236	0.002889891	0.000166511	1.75265E-05	0.003073929	0.012561533	32.78791752	32788	8.75							2	0.031%	0.002692965	
0.065387266	0	0.233033106	0.005932131	0.000524722	0	0.006456852	0.033547383	60.91071543			60911	7.65					3	0.602%		0.046098888
0.035983535	0	1.062798133	0	0	0	0	0.060371466	12.22444688					12224	4.23				#REF!		
0	0.106190802	0.240954781	0.004223089	0	1.0937E-05	0.004234026	0.012314194	45.16204038	45162	5.50							2	0.027%	0.001462562	
0	0	0.25184676	0.006806142	0	0	0.006806142	0.045406854	64.16436121			64164	6.73					3	0.558%		0.037544229

CO_IDLEX	CO_STREX	CO_TOTEX	SOx_RUNEX	SOx_IDLEX	SOx_STREX	SOx_TOTEX	NH3_RUNEX	Fuel Consumption	Gallons	MPG	Gallons	MPG	Gallons	MPG	kwh	kwh/mi	vmt col	% of annual VMT by fuel	Gasoline	Diesel
0	0	0	0	0	0	0	0	0										#REF!		
0	0	20.20838775	0	0	0	0	0.849577898	211.5093365					211509	3.76				#REF!		
0	0.028732647	4.217793857	0.000610554	0	1.53693E-05	0.000625923	0.000781493	6.676377164	6676	3.16							2	0.002%	7.07727E-05	
18.33399938	0	49.04292093	0.69429756	0.039258884	0	0.733556443	6.70069368	6920.004707			6920005	5.80					3	51.401%		2.983746466
0.718149459	0	13.06456105	0	0	0	0	0.674470726	151.7983119					151798	4.96				#REF!		
0	363.9603101	1140.460293	1.792437537	0	0.057296818	1.849734355	16.68970661	19730.10519	19730105	26.47							2	55.257%	14.62415741	
0	0	1.190257919	0.005978982	0	0	0.005978982	0.007651278	56.36637992			56366	39.72					3	2.865%		1.138133141
0	0	0	0	0	0	0	0	0										#REF!		
0	0.781989722	2.540726004	0.010757266	0	0.000416577	0.011173843	0.114865538	119.1852739										#REF!		
0	69.2484696	238.5906534	0.202268341	0	0.007441413	0.209709753	1.980033036	2236.859298	2236859	22.44							2	5.313%	1.192302594	
0	0	0.077539456	0.000236079	0	0	0.000236079	0.000168383	2.225616661			2226	22.14					3	0.063%		0.013960211
0	0	0	0	0	0	0	0	0										#REF!		
0	0.000113171	0.000377565	1.61934E-06	0	6.79152E-08	1.68725E-06	2.37929E-05	0.017997026										#REF!		
0	179.2568894	579.9525562	0.870228946	0	0.028872523	0.899101468	6.570665336	9590.223857	9590224	20.35							2	20.652%	4.202443882	
0	0	0.150540141	0.002554513	0	0	0.002554513	0.002408774	24.0824699			24082	29.27					3	0.902%		0.26401971
0	0	0	0	0	0	0	0	0										#REF!		
0	0.004332235	0.014039866	5.9414E-05	0	2.86939E-06	6.22834E-05	0.00075813	0.664343131										#REF!		
2.247447317	27.33847041	78.18673662	0.180436361	0.000743926	0.002253338	0.183433626	0.938167826	1956.586211	1956586	9.75							2	2.019%	0.196805102	
0.396556646	0	12.6827654	0.090130768	0.000583426	0	0.090714195	1.698606012	855.2008937			855201	16.88					3	18.475%		3.11898385
0.31860233	3.882000235	8.962817326	0.028048972	0.000121408	0.000336313	0.028506693	0.131108941	304.0653112	304065	8.71							2	0.280%	0.024428412	
0.128057376	0	3.398355527	0.037183699	0.000301098	0	0.037484796	0.68537195	353.3849525			353385	13.73					3	6.207%		0.851935367
0	13.22076576	95.14539193	0.009051243	0	0.000922396	0.009973639	0.038182546	106.3833583	106383	39.25							2	0.442%	0.173404848	
0	147.2314787	505.548097	0.781451615	0	0.026772291	0.808223906	4.973637037	8620.882575	8620883	16.99							2	15.502%	2.634048385	
0	0	0.592733982	0.009689555	0	0	0.009689555	0.007039076	91.34751073			91348	22.55					3	2.636%		0.59440144
0	0	0	0	0	0	0	0	0										#REF!		
0	0.027590323	0.090310795	0.00038297	0	2.19993E-05	0.00040497	0.005656803	4.319590727										#REF!		
0	0.057177956	7.634436448	0.020156296	0	4.74226E-06	0.020161039	0.047465286	215.0467774	215047	4.59							2	0.105%	0.004798961	
0	0	0.168728385	0.003614808	0	0	0.003614808	0.034733063	34.07832022			34078	9.73					3	0.424%		0.041274188
0.897677112	8.907244034	28.49740933	0.053197396	0.000345526	0.000692355	0.054235277	0.131472289	578.4980528	578498	4.65							2	0.285%	0.013241804	
2.538730646	0	12.93763807	0.140225127	0.007130248	0	0.147355376	1.449165201	1390.076937			1390077	8.41					3	14.965%		1.259039574
0.030317656	0	0.22792132	0	0	0	0	0.077291194	8.459287105					8459	7.82				#REF!		
0.109016875	1.756081048	4.907395912	0.016946151	7.34178E-05	0.000130402	0.017149971	0.042183732	182.9293662	182929	4.66							2	0.090%	0.004209758	
0.185365478	0	1.629826565	0.01081286	0.000340134	0	0.011152994	0.096666475	105.2117667			105212	7.03					3	0.947%		0.06656625
0.002246536	0	0.086481574	0	0	0	0	0.032146863	3.36843105					3368	8.17				#REF!		
0.489392506	0.329019221	5.010770864	0.00267889	0.000162451	1.63898E-05	0.002857731	0.012675698	30.48184982	30482	8.94							2	0.029%	0.002575808	
0.066951644	0	0.223719782	0.005947337	0.000477331	0	0.006424668	0.042302558	60.60710723			60607	7.77					3	0.603%		0.04686247
0.055175746	0	1.509639865	0	0	0	0	0.087487494	17.60659969					17607	4.25				#REF!		
0	0.101577648	0.228420382	0.003989405	0	1.04356E-05	0.003999841	0.011987718	42.66411671	42664	5.66							2	0.026%	0.001448623	
0	0	0.198440141	0.006141332	0	0	0.006141332	0.049347453	57.89692398			57897	6.92					3	0.512%		0.035447275
0	0	0	0	0	0	0	0	0										#REF!		
0	0	21.40050872	0	0	0	0	0.862110677	220.9209614					220921	3.65				#REF!		
0	0.032432009	3.561007967	0.000551826	0	1.24044E-05	0.00056423	0.000742495	6.018337494	6018	3.23							2	0.002%	6.61403E-05	
20.98790249	0	46.11560814	0.678294971	0.042210647	0	0.720505618	7.060009346	6796.889743			6796890	5.76					3	50.933%		2.935542498
0.837264053	0	13.05050211	0	0	0	0	0.730865546	160.8605583					160861	5.05				#REF!		
0	334.052345	1030.450414	1.759514274	0	0.055757856	1.815272129	17.08414589	19362.51546	19362515	26.79							2	54.508%	14.60384549	
0	0	1.0383945	0.00514076	0	0	0.00514076	0.006610937	48.4641039			48464	39.92					3	2.515%		1.00408426
0	0	0	0	0	0	0	0	0										#REF!		
0	0.99633149	3.211666451	0.013561552	0	0.000528719	0.01409027	0.159799702	150.2932104										#REF!		
0	63.00162459	212.2820063	0.196297454	0	0.007125417	0.203422871	1.948799573	2169.800566	2169801	22.70							2	5.176%	1.175250094	
0	0	0.071324115	0.000218942	0	0	0.000218942	0.000155919	2.064054222			2064	22.11					3	0.059%		0.013114116
0	0	0	0	0	0	0	0	0										#REF!		
0	0.000116745	0.000379419	1.61027E-06	0	6.99878E-08	1.68026E-06	2.37305E-05	0.017922442										#REF!		
0	168.3291411	535.2517297	0.885003449	0	0.028940304	0.913943754	7.050929376	9748.538403	9748538	20.79							2	21.296%	4.427730172	
0	0	0.156604441	0.002807558	0	0	0.002807558	0.002684473	26.46803542			26468	29.68					3	1.021%		0.303152197
0	0	0	0	0	0	0	0	0										#REF!		
0	0.012032409	0.039633833	0.000168918	0	7.86868E-06	0.000176787	0.002376132	1.885687187										#REF!		
2.269997695	27.76879016	71.29677871	0.181080709	0.000745981	0.002309321	0.184136012	0.963320214	1964.078177	1964078	9.95							2	2.053%	0.204303059	
0.399116542	0	12.02384384	0.090416049	0.00058324	0	0.09099929	1.8591835	857.8886022			857889	16.87					3	18.820%		3.175438413
0.323543961	3.945864967	8.703612346	0.028087797	0.000122641	0.000339259	0.028549697	0.133775818	304.5240158	304524	8.87							2	0.284%	0.025196662	
0.131557193	0	3.257111679	0.037967512	0.000306977	0	0.038274489	0.757533759	360.8297161			360830	13.79					3	6.468%		0.891807891
0	12.76200602	88.626667	0.008743623	0	0.000873329	0.009616953	0.037510063	102.5787795	102579	39.55							2	0.426%	0.168623228	
0	139.3938912	471.3138583	0.786060027	0	0.026717311	0.812777338	5.226903426	8669.451553	8669452	17.26							2	15.726%	2.714704387	
0	0	0.61505853	0.010224381	0	0	0.010224381	0.007523742	96.38954623			96390	22.84					3	2.863%		0.653886037
0	0	0	0	0	0	0	0	0										#REF!		
0	0.058690427	0.191302877	0.000810425	0	4.65874E-05	0.000857012	0.011985741	9.141283059										#REF!		
0	0.054036129	5.929895842	0.020164611	0	4.43699E-06	0.020169048	0.04793926	215.132213	215132	4.60							2	0.104%	0.00478213	
0	0	0.166990004	0.003798458	0	0	0.003798458	0.041868702	35.80966365			35810	9.71					3	0.452%		0.043937942
0.882947961	8.530015584	25.34848193	0.052028124	0.000337739	0.000653685	0.053019548	0.1297054	565.5305318	565531	4.68							2	0.278%	0.013030309	
2.470841688	0	11.56947756	0.136566727	0.007100144	0	0.14366687	1.550325782	1355.281421			1355281	8.42					3	14.829%		1.247912035
0.046264278	0	0.30511588	0	0	0	0	0.101498713	11.31364187					11314	7.68				#REF!		

CO_IDLEX	CO_STREX	CO_TOTEX	SOx_RUNEX	SOx_IDLEX	SOx_STREX	SOx_TOTEX	NH3_RUNEX	Fuel Consumption	Gallons	MPG	Gallons	MPG	Gallons	MPG	kwh	kwh/mi	vmt col	% of annual VMT by fuel	Gasoline	Diesel
0.103194371	1.592970284	4.213216475	0.015637987	6.92472E-05	0.00012098	0.015828215	0.039136417	168.8309119	168831	4.69							2	0.083%	0.003900935	
0.18513003	0	1.47032722	0.010586321	0.000338851	0	0.010925172	0.102572866	103.0626083			103063	6.98					3	0.935%		0.065264633
0.002759546	0	0.097151832	0	0	0	0	0.035663213	3.751664819					3752	8.14				#REF!		
0.629731552	0.392313313	6.802961864	0.00349129	0.000207608	2.05717E-05	0.00371947	0.016332271	39.67354815	39674	9.00							2	0.038%	0.003375164	
0.074893286	0	0.208454807	0.005577678	0.000475043	0	0.00605272	0.04775059	57.09833533			57098	7.79					3	0.578%		0.045068798
0.072872721	0	1.675792925	0	0	0	0	0.103654644	20.40979801					20410	4.35				#REF!		
0	0.099606457	0.222844457	0.004043159	0	1.01863E-05	0.004053346	0.011731334	43.2348233	43235	5.47							2	0.025%	0.001359324	
0	0	0.158670611	0.005995515	0	0	0.005995515	0.058963834	56.52224097			56522	7.16					3	0.526%		0.037637581
0	0	0	0	0	0	0	0	0										#REF!		
0	0	22.68463742	0	0	0	0	0.884776006	226.8518056					226852	3.65				#REF!		
0	0.030892776	3.111662343	0.000484776	0	1.02759E-05	0.000495052	0.000656057	5.280452684	5280	3.24							2	0.002%	5.80035E-05	
21.81188362	0	42.27063133	0.68025677	0.042066454	0	0.722323224	7.546803948	6814.036134			6814036	5.76					3	50.645%		2.916828619
0.902997306	0	13.38558607	0	0	0	0	0.794463897	171.3974767					171397	5.15				#REF!		
0	306.1798038	932.7841916	1.722901626	0	0.054129946	1.777031572	17.35628476	18954.62434	18954624	27.09							2	53.641%	14.53315649	
0	0	0.958071668	0.005160081	0	0	0.005160081	0.00673189	48.64625276			48646	40.50					3	2.542%		1.02956245
0	0	0	0	0	0	0	0	0										#REF!		
0	1.16857198	3.702430988	0.015518135	0	0.000617788	0.016135923	0.19178391	172.113068										#REF!		
0	66.39555924	217.635719	0.195381252	0	0.007293364	0.202674616	2.009072614	2161.819334	2161819	22.69							2	5.125%	1.163039458	
0	0	0.034800161	7.74324E-05	0	0	7.74324E-05	5.91942E-05	0.7299876			730	23.73					3	0.022%		0.005304819
0	0	0	0	0	0	0	0	0										#REF!		
0	7.74558E-05	0.000244399	1.026E-06	0	4.6247E-08	1.07224E-06	1.51327E-05	0.011437039										#REF!		
0	152.6182846	476.5442283	0.916762522	0	0.029274791	0.946037313	7.69869357	10090.86286	10090863	21.31							2	22.463%	4.787123975	
0	0	0.135826184	0.002493357	0	0	0.002493357	0.002377978	23.505923			23506	29.60					3	0.898%		0.265868284
0	0	0	0	0	0	0	0	0										#REF!		
0	0.042060719	0.137888974	0.000586469	0	2.66856E-05	0.000613154	0.008523695	6.540181678										#REF!		
2.366896517	28.54021945	70.36018806	0.182816012	0.000775747	0.002395074	0.185986833	0.970833305	1983.819876	1983820	9.92							2	2.055%	0.203873741	
0.398836173	0	11.45341921	0.089400367	0.000578632	0	0.089978998	1.962251121	848.2698853			848270	16.89					3	18.485%		3.121314906
0.335640421	4.088657572	8.509374464	0.028871988	0.000126348	0.000348717	0.029347052	0.140671109	313.0289649	313029	9.07							2	0.297%	0.026909594	
0.139372798	0	3.169225823	0.040370652	0.000322146	0	0.040692798	0.874907409	383.6281324			383628	13.85					3	6.856%		0.949559899
0	12.59751246	84.62752355	0.008589586	0	0.000847242	0.009436828	0.037325698	100.6574844	100657	39.77							2	0.418%	0.166292911	
0	127.9825511	428.6235199	0.763095145	0	0.025682174	0.78877732	5.264662725	8413.456473	8413456	17.59							2	15.462%	2.720553699	
0	0	0.789307089	0.012063945	0	0	0.012063945	0.008888958	113.7318862			113732	22.87					3	3.357%		0.767798849
0	0	0	0	0	0	0	0	0										#REF!		
0	0.069344442	0.221938412	0.000932654	0	5.47372E-05	0.000987392	0.01382418	10.53196678										#REF!		
0	0.050541618	4.792336333	0.019570752	0	4.17604E-06	0.019574928	0.046756234	208.7950602	208795	4.60							2	0.100%	0.004618694	
0	0	0.161700136	0.003693275	0	0	0.003693275	0.042768001	34.8180614			34818	9.72					3	0.437%		0.042413961
0.943306315	8.731022909	23.97889934	0.055328336	0.000358603	0.000670467	0.056357406	0.139063865	601.1336423	601134	4.71							2	0.296%	0.013951611	
2.398763608	0	10.25972094	0.136751087	0.00707392	0	0.143825007	1.716419041	1356.773206			1356773	8.43					3	14.767%		1.245366352
0.054573134	0	0.320898058	0	0	0	0	0.105053634	11.81779456					11818	7.61				#REF!		
0.100342388	1.507435064	3.756195294	0.014965745	6.70413E-05	0.000115143	0.01514793	0.037695765	161.5746847	161575	4.72							2	0.080%	0.003756538	
0.157681764	0	1.281076515	0.010597341	0.000290314	0	0.010887655	0.110451876	102.7086892			102709	6.99					3	0.926%		0.064702452
0.00309952	0	0.108104751	0	0	0	0	0.040252728	4.201496629					4201	8.20				#REF!		
0.619486665	0.38719688	5.581687846	0.003400869	0.000202848	1.97191E-05	0.003623436	0.016352284	38.64921608	38649	9.09							2	0.037%	0.003334762	
0.077220078	0	0.20969492	0.005546065	0.000468834	0	0.006014899	0.050467174	56.74154594			56742	7.80					3	0.571%		0.044598048
0.082079359	0	1.6867313	0	0	0	0	0.108261651	21.17760899					21178	4.38				#REF!		
0	0.095342142	0.218531461	0.003449896	0	9.26874E-06	0.003459165	0.011594599	36.89702447	36897	6.34							2	0.024%	0.001546709	
0	0	0.108669983	0.005473002	0	0	0.005473002	0.063334588	51.59629336			51596	7.41					3	0.493%		0.036536081
0	0	0	0	0	0	0	0	0										#REF!		
0	0	25.35731389	0	0	0	0	0.900853901	236.1748671					236175	3.57				#REF!		
0	0.02708509	1.674125254	0.000335192	0	5.53397E-06	0.000340726	0.000517072	3.634334952	3634	3.38							2	0.001%	4.97583E-05	
24.23363474	0	36.68558253	0.687731649	0.044258604	0	0.731990253	8.283219405	6905.23005			6905230	5.77					3	53.166%		3.065280577
1.025529625	0	14.2635235	0	0	0	0	0.899285121	191.1020707					191102	5.22				#REF!		
0	280.4262238	784.790244	1.473728439	0	0.051922003	1.525650442	15.2976197	16273.27925	16273279	27.27							2	53.166%	14.5005865	
0	0	0.778259474	0.004230941	0	0	0.004230941	0.005544297	39.88685711			39887	40.68					3	2.167%		0.881362847
0	0	0	0	0	0	0	0	0										#REF!		
0	1.301009508	3.77064929	0.015134074	0	0.000683567	0.015817641	0.192506085	168.7181286										#REF!		
0	59.85519584	179.8491963	0.165264813	0	0.006876369	0.172141182	1.707037863	1836.135889	1836136	22.80							2	5.015%	1.143427997	
0	0	0.027022984	6.01915E-05	0	0	6.01915E-05	4.59929E-05	0.567450746			567	23.72					3	0.018%		0.004263296
0	0	0	0	0	0	0	0	0										#REF!		
0	0.000446168	0.00134162	5.47898E-06	0	2.60962E-07	5.73994E-06	8.054E-05	0.06122483										#REF!		
0	142.8781381	407.3909289	0.80408919	0	0.028675887	0.832765077	7.014779929	8882.649833	8882650	21.59							2	22.970%	4.958823133	
0	0	0.122276389	0.002260398	0	0	0.002260398	0.00217389	21.30972711			21310	29.85					3	0.850%		0.253622993
0	0	0	0	0	0	0	0	0										#REF!		
0	0.067674332	0.20207625	0.000822523	0	4.26682E-05	0.000865191	0.012014319	9.228521036										#REF!		
2.314019576	27.65294205	60.69692247	0.156109643	0.00075449	0.002348733	0.159212866	0.843566595	1698.236607	1698237	10.06							2	2.046%	0.205877355	
0.395069757	0	9.622935961	0.077351007	0.000570138	0	0.077921146	1.784163184	734.5954362			734595	16.92					3	16.600%		2.809033228
0.331237679	3.997442041	7.571319699	0.024710437	0.000124085	0.000341823	0.025176346	0.122226744	268.5423212	268542	9.19							2	0.296%	0.027146665	
0.141349102	0	2.717236134	0.035537878	0.000324766	0	0.035862644	0.802857051	338.0922423			338092	13.92					3	6.284%		0.874586252
0	12.4877517	73.5269921	0.00741444	0	0.000827287	0.008241727	0.032453843	87.90999585	87910	39.37							2	0.415%	0.163184753	
0	119.2251656	364.7284525	0.661330175	0	0.024985165	0.68631534	4.704103636	7320.55055	7320551	17.75							2	15.567%	2.763490951	

CO_IDLEX	CO_STREX	CO_TOTEX	SOx_RUNEX	SOx_IDLEX	SOx_STREX	SOx_TOTEX	NH3_RUNEX	Fuel Consumption	Gallons	MPG	Gallons	MPG	Gallons	MPG	kwh	kwh/mi	vmt col	% of annual VMT by fuel	Gasoline	Diesel
0	0	0.698131864	0.010463293	0	0	0.010463293	0.007746651	98.64186278			98642	22.98					3	3.027%		0.695758032
0	0	0	0	0	0	0	0	0										#REF!		
0	0.078432442	0.227352363	0.000910991	0	6.1588E-05	0.000972579	0.013499324	10.37397163										#REF!		
0	0.046005511	3.265772155	0.016232825	0	3.81623E-06	0.016236641	0.03899093	173.1873753	173187	4.61							2	0.096%	0.00440398	
0	0	0.138577202	0.003206708	0	0	0.003206708	0.038572653	30.23098669			30231	9.71					3	0.392%		0.038100276
0.892998337	8.042057251	17.93837317	0.047089996	0.000337069	0.000595375	0.04802244	0.119722213	512.2291164	512229	4.74							2	0.291%	0.013777586	
2.169364269	0	6.568859326	0.136001378	0.006836803	0	0.142838181	2.138073215	1347.463979			1347464	8.60					3	15.472%		1.330315536
0.071971247	0	0.381937361	0	0	0	0	0.124199588	14.05417046					14054	7.56				#REF!		
0.096381328	1.428191959	3.14875896	0.012393945	6.42313E-05	0.000108536	0.012566712	0.031357542	134.042251	134042	4.73							2	0.076%	0.003589775	
0.138219597	0	0.588720677	0.010304818	0.000278432	0	0.01058325	0.14018847	99.83708678			99837	7.15					3	0.953%		0.068150892
0.004281722	0	0.128873808	0	0	0	0	0.048066044	5.03814258					5038	8.17				#REF!		
0.555331978	0.316984704	1.62556352	0.002593894	0.000178479	1.65057E-05	0.002788879	0.013580091	29.74744272	29747	9.20							2	0.033%	0.003018112	
0.078177987	0	0.205578896	0.005493802	0.000465585	0	0.005959386	0.052631574	56.21787137			56218	7.82					3	0.587%		0.045953501
0.086147159	0	1.707081566	0	0	0	0	0.111756955	21.75893336					21759	4.40				#REF!		
0	0.096160692	0.210141313	0.003462788	0	9.31729E-06	0.003472105	0.011707546	37.03504721	37035	6.37							2	0.028%	0.001801766	
0	0	0.048114791	0.004900541	0	0	0.004900541	0.071741604	46.19946711			46199	7.83					3	0.483%		0.037834145
0	0	0	0	0	0	0	0	0										#REF!		
0	0	30.57702125	0	0	0	0	0.936090523	245.7074367					245707	3.56				#REF!		
0	0.023050186	1.380616023	0.000332278	0	3.52214E-06	0.0003358	0.000551525	3.581799266	3582	3.50							2	0.001%	4.53968E-05	
26.19509195	0	34.17407747	0.694615406	0.045681512	0	0.740296918	8.863571436	6983.590978			6983591	5.80					3	51.194%		2.970221455
1.109657436	0	14.75533661	0	0	0	0	0.962979929	202.2119457					202212	5.30				#REF!		
0	258.7496161	796.6490313	1.666640668	0	0.050068345	1.716709014	17.94707444	18311.19659	18311197	27.77							2	52.699%	14.63241339	
0	0	0.82746571	0.004542872	0	0	0.004542872	0.005986584	42.8275702			42828	40.91					3	2.214%		0.905466734
0	0	0	0	0	0	0	0	0										#REF!		
0	1.471292703	4.669336692	0.019596198	0	0.000765094	0.020361291	0.255726311	217.1827651										#REF!		
0	54.01223907	179.3609145	0.18451909	0	0.006508361	0.191027451	1.924399076	2037.58539	2037585	23.19							2	4.897%	1.135521833	
0	0	0.027654878	6.17777E-05	0	0	6.17777E-05	4.71953E-05	0.58240475			582	23.71					3	0.017%		0.004138197
0	0	0	0	0	0	0	0	0										#REF!		
0	0.001462348	0.00483247	2.06009E-05	0	8.3395E-07	2.14348E-05	0.000302658	0.228633814										#REF!		
0	134.7892319	422.4754188	0.931159114	0	0.028238151	0.959397265	8.482090609	10233.36616	10233366	22.13							2	23.476%	5.196120055	
0	0	0.147582397	0.002719281	0	0	0.002719281	0.002649838	25.63581054			25636	30.25					3	0.980%		0.296366577
0	0	0	0	0	0	0	0	0										#REF!		
0	0.111309115	0.363732565	0.001544081	0	6.86321E-05	0.001612713	0.022616497	17.20192409										#REF!		
2.27252215	27.14380249	62.35996482	0.176479296	0.000736547	0.002313493	0.179529337	0.971818185	1914.941292	1914941	10.27							2	2.039%	0.209543437	
0.391974373	0	10.51807281	0.088936375	0.000562106	0	0.089498482	2.165241264	843.7398561			843740	17.01					3	18.138%		3.086081886
0.325746375	3.893875922	7.618181982	0.027785151	0.000121402	0.000333796	0.028240349	0.139467906	301.2243596	301224	9.34							2	0.292%	0.027257784	
0.14343425	0	3.028474053	0.041484695	0.000327253	0	0.041811948	0.978606935	394.1788345			394179	14.05					3	6.996%		0.982709958
0	12.39758113	80.60573191	0.008513407	0	0.000809743	0.009323149	0.037599261	99.44493514	99445	40.06							2	0.413%	0.165440102	
0	110.9608869	370.8843103	0.757248565	0	0.024349792	0.781598357	5.584927574	8336.882398	8336882	18.14							2	15.677%	2.844043379	
0	0	0.807463563	0.011964776	0	0	0.011964776	0.008923834	112.7969831			112797	23.15					3	3.300%		0.763911775
0	0	0	0	0	0	0	0	0										#REF!		
0	0.090911791	0.287215124	0.001201101	0	7.05569E-05	0.001271658	0.017785184	13.56407845										#REF!		
0	0.042045471	2.900012881	0.0178434	0	3.51756E-06	0.017846917	0.04304448	190.3633103	190363	4.61							2	0.091%	0.004196382	
0	0	0.156922993	0.003686771	0	0	0.003686771	0.046048365	34.75674401			34757	9.71					3	0.427%		0.041434451
0.860143435	7.413047703	16.7625964	0.05276749	0.000322015	0.000564015	0.05365352	0.135713999	572.292768	572293	4.80							2	0.285%	0.01366234	
2.097067835	0	4.13937359	0.137918905	0.006555154	0	0.144474058	2.473813621	1362.896028			1362896	8.61					3	14.826%		1.27651411
0.084963653	0	0.432854424	0	0	0	0	0.140108506	15.78542636					15785	7.60				#REF!		
0.092957499	1.35730796	3.107181323	0.013473787	6.17165E-05	0.000103622	0.013639125	0.034318261	145.4810956	145481	4.77							2	0.072%	0.003427294	
0.133951737	0	0.405371169	0.010271662	0.000269813	0	0.010541475	0.152364529	99.44299991			99443	7.17					3	0.901%		0.064586229
0.004917014	0	0.140154658	0	0	0	0	0.052349674	5.475697456					5476	8.18				#REF!		
0.561269943	0.312525347	1.692062089	0.003050782	0.000179458	1.64925E-05	0.003246733	0.016034759	34.63112132	34631	9.33							2	0.034%	0.003127464	
0.080268201	0	0.203000175	0.005430397	0.00046415	0	0.005894547	0.054668022	55.60620649			55606	7.85					3	0.552%		0.043335604
0.092719636	0	1.731071518	0	0	0	0	0.115395282	22.34170831					22342	4.42				#REF!		
0	0.096414559	0.213016249	0.003486588	0	9.38735E-06	0.003495975	0.011794597	37.28965422	37290	6.38							2	0.025%	0.001571491	
0	0	0.043097968	0.004866408	0	0	0.004866408	0.074051179	45.87767413			45878	7.87					3	0.456%		0.035933321
0	0	0	0	0	0	0	0	0										#REF!		
0	0	32.76310373	0	0	0	0	0.946680732	248.9806822					248981	3.56				#REF!		
0	0.018728905	1.048245845	0.000292201	0	2.78632E-06	0.000294988	0.000513398	3.146473071	3146	3.59							2	0.001%	4.1602E-05	
27.99830457	0	32.98167614	0.70018067	0.046856768	0	0.747037438	9.345325775	7047.177668			7047178	5.86					3	51.355%		3.008128602
1.18990311	0	15.05494048	0	0	0	0	1.012368479	210.2676738					210268	5.36				#REF!		
0	240.4452615	742.2288716	1.645688635	0	0.048605205	1.694293841	18.50231998	18072.10619	18072106	28.23							2	52.236%	14.74676198	
0	0	0.761297388	0.004224889	0	0	0.004224889	0.005600445	39.82981023			39830	41.15					3	2.039%		0.838978333
0	0	0	0	0	0	0	0	0										#REF!		
0	1.67830871	5.253145192	0.021908447	0	0.000860741	0.022769188	0.292170343	242.8664785										#REF!		
0	48.77289335	162.1777881	0.179407685	0	0.006184206	0.185591891	1.899015254	1979.60724	1979607	23.52							2	4.767%	1.121188081	
0	0	0.024516764	5.49516E-05	0	0	5.49516E-05	4.1977E-05	0.518051475			518	23.71					3	0.015%		0.00362379
0	0	0	0	0	0	0	0	0										#REF!		
0	0.003294651	0.010471188	4.38627E-05	0	1.83457E-06	4.56973E-05	0.000644604	0.487427848										#REF!		
0	128.5200713	403.1149238	0.941977461	0	0.028034484	0.970011945	9.002074313	10346.58715	10346587	22.66							2	24.007%	5.440659098	
0	0	0.155188889	0.002848357	0	0	0.002848357	0.002820381	26.85266341			26853	30.74					3	1.027%		0.315603733

CO_IDLEX	CO_STREX	CO_TOTEX	SOx_RUNEX	SOx_IDLEX	SOx_STREX	SOx_TOTEX	NH3_RUNEX	Fuel Consumption	Gallons	MPG	Gallons	MPG	Gallons	MPG	kwh	kwh/mi	vmt col	% of annual VMT by fuel	Gasoline	Diesel
0	0	0	0	0	0	0	0	0										#REF!		
0	0.165878424	0.526832203	0.002207933	0	9.99675E-05	0.002307901	0.032401102	24.61711576										#REF!		
2.246925219	26.98599597	60.42514219	0.174591403	0.000722616	0.002287035	0.177601053	0.98420939	1894.373348	1894373	10.51							2	2.039%	0.214422408	
0.390845739	0	10.01130743	0.089610837	0.000555962	0	0.090166799	2.312758344	850.0403628			850040	17.12					3	18.110%		3.101186157
0.322174452	3.83784646	7.292960943	0.027347459	0.00011927	0.000327709	0.027794438	0.139743924	296.4680715	296468	9.51							2	0.289%	0.027455848	
0.146419363	0	2.953189341	0.042423644	0.000331111	0	0.042754756	1.047715291	403.0670754			403067	14.19					3	7.118%		1.010347814
0	12.36125026	78.98644946	0.00860987	0	0.00079581	0.009405681	0.038444273	100.3252551	100325	40.32							2	0.414%	0.167028224	
0	103.0937922	334.5358118	0.755184889	0	0.023807598	0.778992487	5.80803566	8309.087012	8309087	18.52							2	15.755%	2.917690024	
0	0	0.803696821	0.011867189	0	0	0.011867189	0.008934708	111.876981			111877	23.37					3	3.253%		0.760210621
0	0	0	0	0	0	0	0	0										#REF!		
0	0.114511123	0.354579644	0.001469268	0	8.6966E-05	0.001556234	0.021740307	16.59949651										#REF!		
0	0.038230184	2.318636905	0.017119745	0	3.29351E-06	0.017123038	0.041454311	182.6420865	182642	4.61							2	0.086%	0.003982711	
0	0	0.154438124	0.0037032	0	0	0.0037032	0.048081494	34.91162081			34912	9.71					3	0.422%		0.040967386
0.835036582	6.850646329	14.60417016	0.051702299	0.000309725	0.000537558	0.052549582	0.13468436	560.5176601	560518	4.86							2	0.279%	0.013533581	
2.116759168	0	3.866847805	0.139448731	0.006552139	0	0.146000871	2.568788611	1377.299216			1377299	8.63					3	14.790%		1.276667531
0.097192507	0	0.474742499	0	0	0	0	0.152881357	17.17235146					17172	7.62				#REF!		
0.089794389	1.290164428	2.852045101	0.012758743	5.93177E-05	9.93418E-05	0.012917402	0.032788567	137.782868	137783	4.81							2	0.068%	0.003261887	
0.135289507	0	0.341520929	0.010318559	0.000267596	0	0.010586154	0.158492346	99.86448595			99864	7.16					3	0.889%		0.063638954
0.005182582	0	0.145305229	0	0	0	0	0.054167252	5.666764501					5667	8.18				#REF!		
0.569806094	0.309462548	1.650560368	0.003125071	0.000181234	1.65542E-05	0.00332286	0.016496622	35.44312849	35443	9.38							2	0.034%	0.003194927	
0.082514593	0	0.200577771	0.005364319	0.00046215	0	0.005826469	0.056750577	54.96399866			54964	7.89					3	0.539%		0.042544282
0.099440822	0	1.753709646	0	0	0	0	0.119097509	22.91122458					22911	4.45				#REF!		
0	0.096671559	0.213722	0.003507282	0	9.44204E-06	0.003516724	0.011881431	37.51096907	37511	6.39							2	0.025%	0.001565965	
0	0	0.039573797	0.004746088	0	0	0.004746088	0.075909893	44.74336555			44743	7.97					3	0.444%		0.035367336
0	0	0	0	0	0	0	0	0										#REF!		
0	0	34.73207757	0	0	0	0	0.96153583	249.0440218					249044	3.61				#REF!		
0	0.017192282	0.800744599	0.000259697	0	2.25915E-06	0.000261956	0.000480807	2.794145789	2794	3.69							2	0.001%	3.86844E-05	
30.02396785	0	33.56166408	0.704923679	0.046340357	0	0.751264037	10.0267144	7087.04929			7087049	5.94					3	51.621%		3.064658126
0	0	0	0	0	0	0	0	0										#REF!		
1.251482475	0	14.80147924	0	0	0	0	1.011429424	209.6875015					209688	5.45				#REF!		
0	224.239888	693.0075162	1.616470104	0	0.04718543	1.663655533	19.01296173	17745.30412	17745304	28.75							2	51.809%	14.89737005	
0	0	0.691613966	0.003886892	0	0	0.003886892	0.005188519	36.64336592			36643	41.44					3	1.863%		0.771897872
0	0	0	0	0	0	0	0	0										#REF!		
0	1.88023381	5.78830003	0.023952302	0	0.000949967	0.024902269	0.324835484	265.618887										#REF!		
0	44.04585916	145.9731884	0.173585375	0	0.005880348	0.179465723	1.870831754	1914.262762	1914263	23.89							2	4.644%	1.109562109	
0	0	0.021589041	4.85517E-05	0	0	4.85517E-05	3.71051E-05	0.457717718			458	23.72					3	0.013%		0.003160374
0	0	0	0	0	0	0	0	0										#REF!		
0	0.005861067	0.018124316	7.49504E-05	0	3.19057E-06	7.8141E-05	0.001101733	0.833487108										#REF!		
0	122.837571	384.7014863	0.946873661	0	0.027819478	0.974693139	9.491269904	10396.51888	10396519	23.22							2	24.515%	5.693432627	
0	0	0.160326641	0.002941259	0	0	0.002941259	0.002965387	27.72848408			27728	31.30					3	1.065%		0.333200088
0	0	0	0	0	0	0	0	0										#REF!		
0	0.224050159	0.69317652	0.00286975	0	0.000132175	0.003001924	0.042160186	32.01988709										#REF!		
2.227491689	27.00809313	58.74320502	0.171871246	0.000709939	0.002262704	0.174843889	0.993245952	1864.964181	1864964	10.77							2	2.040%	0.219755408	
0.389976103	0	9.437992564	0.089649509	0.000549605	0	0.090199114	2.44533393	850.3450123			850345	17.26					3	18.006%		3.107830806
0.318923543	3.798765339	7.003437992	0.02677212	0.000117144	0.000321849	0.027211113	0.139520493	290.2460669	290246	9.70							2	0.286%	0.027713468	
0.149332857	0	2.856388462	0.043002248	0.000334371	0	0.043336619	1.109045621	408.5525464			408553	14.36					3	7.199%		1.033816782
0	12.33077271	77.24879374	0.008665591	0	0.000780849	0.009446439	0.03909269	100.7600058	100760	40.57							2	0.415%	0.168356667	
0	95.92804865	308.9602097	0.748089893	0	0.023269316	0.771359208	6.00266629	8227.667001	8227667	18.93							2	15.811%	2.992630287	
0	0	0.792013504	0.011669416	0	0	0.011669416	0.008884257	110.0124955			110012	23.63					3	3.190%		0.753821747
0	0	0	0	0	0	0	0	0										#REF!		
0	0.140428095	0.425290234	0.001743646	0	0.000104344	0.00184799	0.025786271	19.71149379										#REF!		
0	0.034785189	1.804871889	0.016367887	0	3.0875E-06	0.016370974	0.039785853	174.6202304	174620	4.62							2	0.082%	0.003782782	
0	0	0.15077278	0.003701741	0	0	0.003701741	0.049836369	34.89786983			34898	9.71					3	0.416%		0.040385232
0.814789926	6.376757634	12.79992974	0.050591508	0.000299383	0.000515235	0.051406126	0.133464607	548.3210399	548321	4.91							2	0.274%	0.013443519	
2.243415722	0	3.629542986	0.140633949	0.00644873	0	0.147082679	2.772822827	1387.50445			1387504	8.68					3	14.775%		1.282366789
0	0	0	0	0	0	0	0	0										#REF!		
0.110552276	0	0.516729751	0	0	0	0	0.165565944	18.49173742					18492	7.66				#REF!		
0.086710636	1.230149646	2.596404341	0.012042129	5.69637E-05	9.52436E-05	0.012194337	0.031252543	130.0703233	130070	4.85							2	0.064%	0.003109912	
0.144353912	0	0.327617229	0.010412752	0.000263469	0	0.010676222	0.168185016	100.7141364			100714	7.17					3	0.886%		0.063479079
0.004797977	0	0.133544787	0	0	0	0	0.049739837	5.178430587					5178	8.22				#REF!		
0.578063032	0.307013071	1.60247338	0.003179757	0.000182936	1.66203E-05	0.003379313	0.016856087	36.04528074	36045	9.43							2	0.035%	0.003252724	
0.084829187	0	0.198384981	0.005297785	0.000459708	0	0.005757492	0.058797563	54.31330247			54313	7.92					3	0.528%		0.041821014
0	0	0	0	0	0	0	0	0										#REF!		
0.106167416	0	1.775588536	0	0	0	0	0.122765774	23.473741					23474	4.48				#REF!		
0	0.097133774	0.215333601	0.003524309	0	9.4983E-06	0.003533807	0.011967965	37.69319177	37693	6.40							2	0.024%	0.00156805	
0	0	0.038233402	0.004732173	0	0	0.004732173	0.077577429	44.61219093			44612	8.03					3	0.440%		0.035300559
0	0	0	0	0	0	0	0	0										#REF!		
0	0	36.59132285	0	0	0	0	0.969744686	248.4201374					248420	3.65				#REF!		
0	0.014269924	0.576723136	0.000229468	0	1.79041E-06	0.000231258	0.000449722	2.466707771	2467	3.81							2	0.001%	3.61663E-05	
30.99422136	0	34.35655953	0.70696014	0.046923953	0	0.753884093	10.21653893	7111.765589			7111766	6.02					3	52.014%		3.13025295

CO_IDLEX	CO_STREX	CO_TOTEX	SOx_RUNEX	SOx_IDLEX	SOx_STREX	SOx_TOTEX	NH3_RUNEX	Fuel Consumption	Gallons	MPG	Gallons	MPG	Gallons	MPG	kwh	kwh/mi	vmt col	% of annual VMT by fuel	Gasoline	Diesel
0	0	0	0	0	0	0	0	0										#REF!		
1.316052926	0	14.78027725	0	0	0	0	1.041185794	214.0222916					214022	5.53				#REF!		
0	209.7801695	647.538684	1.577978033	0	0.045779754	1.623757787	19.42883326	17319.73666	17319737	29.34							2	51.419%	15.08540892	
0	0	0.617055661	0.003536782	0	0	0.003536782	0.004762189	33.34272995			33343	41.80					3	1.694%		0.707874704
0	0	0	0	0	0	0	0	0										#REF!		
0	2.07128011	6.243432071	0.025593951	0	0.001030144	0.026624095	0.35228111	283.9846646										#REF!		
0	39.93583021	131.6141263	0.167157543	0	0.00559843	0.172755972	1.839693945	1842.693519	1842694	24.31							2	4.533%	1.101971806	
0	0	0.019028818	4.29099E-05	0	0	4.29099E-05	3.28294E-05	0.404529377			405	23.75					3	0.012%		0.002772812
0	0	0	0	0	0	0	0	0										#REF!		
0	0.009139233	0.027503252	0.000112342	0	4.86446E-06	0.000117207	0.001654503	1.250182422										#REF!		
0	117.5590055	367.0939554	0.94495547	0	0.027578353	0.972533823	9.927713316	10373.48664	10373487	23.82							2	25.003%	5.955280243	
0	0	0.161998725	0.002993663	0	0	0.002993663	0.003079627	28.22252487			28223	31.93					3	1.095%		0.349739581
0	0	0	0	0	0	0	0	0										#REF!		
0	0.278557521	0.838135581	0.003426627	0	0.000161177	0.003587804	0.050466098	38.26914225										#REF!		
2.205203803	27.02215341	56.94303783	0.16792614	0.000696486	0.002235312	0.170857938	0.993517909	1822.448218	1822448	11.02							2	2.032%	0.223968409	
0.388115729	0	8.818400598	0.088869768	0.000541939	0	0.089411707	2.545160792	842.9217892			842922	17.39					3	17.811%		3.096762067
0	0	0	0	0	0	0	0	0										#REF!		
0.3152703	3.76028066	6.752519854	0.026026605	0.000114898	0.000315695	0.026457197	0.138242742	282.204455	282204	9.88							2	0.282%	0.027881561	
0.151633885	0	2.73900505	0.043121748	0.000336277	0	0.043458025	1.155020419	409.6970921			409697	14.52					3	7.228%		1.049207893
0	0	0	0	0	0	0	0	0										#REF!		
0	12.3052151	75.37850215	0.008671496	0	0.000766592	0.009438089	0.039491475	100.6709314	100671	40.78							2	0.415%	0.169413498	
0	89.11814049	283.6819037	0.735271698	0	0.022697094	0.757968792	6.157293033	8084.838751	8084839	19.37							2	15.848%	3.070086562	
0	0	0.771594573	0.01136244	0	0	0.01136244	0.008760798	107.1185025			107119	23.93					3	3.116%		0.745705182
0	0	0	0	0	0	0	0	0										#REF!		
0	0.175306867	0.517188614	0.002094508	0	0.000126795	0.002221303	0.031003686	23.6934277										#REF!		
0	0.031871898	1.438132195	0.015628297	0	2.90401E-06	0.015631201	0.038071705	166.72948	166729	4.62							2	0.078%	0.003601773	
0	0	0.146574279	0.003685318	0	0	0.003685318	0.051301974	34.74304856			34743	9.71					3	0.410%		0.039838701
0.795513092	5.955865136	11.30330875	0.049193833	0.000289667	0.000494663	0.049978162	0.131214258	533.0897344	533090	4.97							2	0.268%	0.013303055	
2.276172667	0	3.560156876	0.141665055	0.006505823	0	0.148170878	2.824127806	1397.76998			1397770	8.71					3	14.798%		1.289044816
0	0	0	0	0	0	0	0	0										#REF!		
0.121165345	0	0.543202756	0	0	0	0	0.173278018	19.30646855					19306	7.68				#REF!		
0.083611819	1.171662761	2.369442312	0.011298447	5.46334E-05	9.11966E-05	0.011444277	0.029587079	122.0698418	122070	4.89							2	0.060%	0.002957742	
0.147690941	0	0.331622999	0.010408561	0.000267485	0	0.010676045	0.168821991	100.712475			100712	7.19					3	0.881%		0.063349096
0	0	0	0	0	0	0	0	0										#REF!		
0.005105574	0	0.136074687	0	0	0	0	0.050615577	5.255847301					5256	8.24				#REF!		
0.586139576	0.302078952	1.564574281	0.003221725	0.000184687	1.66498E-05	0.003423061	0.017143117	36.5119238	36512	9.47							2	0.035%	0.003310255	
0.087035468	0	0.196234479	0.005222442	0.000456305	0	0.005678747	0.060625848	53.57046324			53570	7.96					3	0.518%		0.04120424
0	0	0	0	0	0	0	0	0										#REF!		
0.11272714	0	1.79471633	0	0	0	0	0.126134579	23.98986892					23990	4.50				#REF!		
0	0.098551553	0.216321667	0.003506501	0	9.52026E-06	0.003516021	0.012044052	37.50347318	37503	6.47							2	0.025%	0.001590707	
0	0	0.029830626	0.004478982	0	0	0.004478982	0.081911016	42.22524783			42225	8.29					3	0.425%		0.035279884
0	0	0	0	0	0	0	0	0										#REF!		
0	0	38.00957827	0	0	0	0	0.972755657	246.4394714					246439	3.69				#REF!		
0	0.013179995	0.460287661	0.000208204	0	1.51592E-06	0.000209719	0.000423081	2.236962809	2237	3.90							2	0.001%	3.45618E-05	
31.8211002	0	35.03870941	0.706882074	0.047247455	0	0.754129529	10.39641618	7114.08091			7114081	6.11					3	52.517%		3.210262436
0	0	0	0	0	0	0	0	0										#REF!		
1.377242767	0	14.78081735	0	0	0	0	1.069369437	218.4230469					218423	5.58				#REF!		
0	196.8688498	606.9469814	1.532114428	0	0.044407241	1.576521669	19.74462757	16815.89482	16815895	29.96							2	51.058%	15.29729082	
0	0	0.548662373	0.003185577	0	0	0.003185577	0.004329125	30.03177411			30032	42.18					3	1.530%		0.645397636
0	0	0	0	0	0	0	0	0										#REF!		
0	2.25298744	6.637276942	0.026900558	0	0.001102019	0.028002576	0.374412497	298.6881733										#REF!		
0	36.27959642	118.7168583	0.160211987	0	0.005333683	0.165545669	1.80518657	1765.785156	1765785	24.75							2	4.429%	1.096402821	
0	0	0.016666633	3.77544E-05	0	0	3.77544E-05	2.89017E-05	0.355926867			356	23.76					3	0.010%		0.002427136
0	0	0	0	0	0	0	0	0										#REF!		
0	0.013214563	0.038695911	0.000155912	0	6.87332E-06	0.000162785	0.002296966	1.736343419										#REF!		
0	112.6905213	350.9178275	0.937056882	0	0.027318822	0.964375704	10.30098818	10286.46844	10286468	24.43							2	25.465%	6.220579799	
0	0	0.16451108	0.003013465	0	0	0.003013465	0.003165665	28.40920145			28409	32.61					3	1.119%		0.36482032
0	0	0	0	0	0	0	0	0										#REF!		
0	0.335768767	0.981972546	0.003958222	0	0.000190397	0.004148618	0.05834207	44.2510448										#REF!		
2.180861861	26.99619459	54.6631051	0.163243524	0.000682636	0.002205321	0.166131481	0.986871916	1772.033694	1772034	11.25							2	2.020%	0.22720739	
0.385713142	0	8.176890599	0.087520016	0.000533698	0	0.088053713	2.617834178	830.1194164			830119	17.50					3	17.543%		3.069769694
0	0	0	0	0	0	0	0	0										#REF!		
0.31106957	3.717759622	6.524702354	0.025161746	0.000112506	0.000309154	0.025583407	0.135998863	272.8842128	272884	10.05							2	0.278%	0.027943209	
0.153550875	0	2.611688527	0.042919795	0.000337401	0	0.043257195	1.188743812	407.8037871			407804	14.66					3	7.217%		1.057742016
0	0	0	0	0	0	0	0	0										#REF!		
0	12.28895047	73.41986012	0.008638095	0	0.000753213	0.009391308	0.039658039	100.1719494	100172	40.94							2	0.416%	0.170165447	
0	83.37057232	262.8903843	0.718352531	0	0.022135036	0.740487567	6.275031048	7898.376077	7898376	19.84							2	15.879%	3.149842023	
0	0	0.746271093	0.010966136	0	0	0.010966136	0.008575411	103.3823802			103382	24.27					3	3.031%		0.735650468
0	0	0	0	0	0	0	0	0										#REF!		
0	0.213353714	0.612465072	0.002445474	0	0.000150339	0.002595813	0.036192546	27.68811952										#REF!		

CO_IDLEX	CO_STREX	CO_TOTEX	SOx_RUNEX	SOx_IDLEX	SOx_STREX	SOx_TOTEX	NH3_RUNEX	Fuel Consumption	Gallons	MPG	Gallons	MPG	Gallons	MPG	kwh	kwh/mi	vmt col	% of annual VMT by fuel	Gasoline	Diesel
0	0.029419378	1.189707406	0.014919638	0	2.74596E-06	0.014922384	0.036395195	159.1689134	159169	4.62							2	0.075%	0.003447318	
0	0	0.141641707	0.003650801	0	0	0.003650801	0.052435263	34.41763413			34418	9.71					3	0.404%		0.039209096
0.777987171	5.589239725	10.07627105	0.047608965	0.000280749	0.000476119	0.048365833	0.128401315	515.8918965	515892	5.02							2	0.262%	0.01317133	
2.320194176	0	3.502634625	0.141983575	0.006577536	0	0.148561111	2.865016258	1401.451242			1401451	8.76					3	14.821%		1.297817809
0	0	0	0	0	0	0	0	0										#REF!		
0.132594659	0	0.570387944	0	0	0	0	0.180613754	20.09809194					20098	7.69				#REF!		
0.080587015	1.1178328	2.162116008	0.010543987	5.23702E-05	8.73174E-05	0.010683674	0.027890584	113.9569142	113957	4.94							2	0.057%	0.002817568	
0.154378413	0	0.333400619	0.01034721	0.000275158	0	0.010622368	0.169701757	100.2061079			100206	7.26					3	0.879%		0.063778383
0	0	0	0	0	0	0	0	0										#REF!		
0.005669647	0	0.139339399	0	0	0	0	0.052031979	5.330494271					5330	8.35				#REF!		
0.593101278	0.29637722	1.516071325	0.003238577	0.000186053	1.66409E-05	0.00344127	0.017297244	36.70615001	36706	9.50							2	0.035%	0.003357206	
0.089217351	0	0.194100943	0.005142884	0.000452049	0	0.005594933	0.062352734	52.77979853			52780	7.99					3	0.509%		0.040685415
0	0	0	0	0	0	0	0	0										#REF!		
0.119226247	0	1.812177941	0	0	0	0	0.129340899	24.48014496					24480	4.52				#REF!		
0	0.100065922	0.218991681	0.003492927	0	9.54422E-06	0.003502471	0.012110376	37.35894097	37359	6.54							2	0.025%	0.001616902	
0	0	0.029741195	0.004463943	0	0	0.004463943	0.084625255	42.08347021			42083	8.29					3	0.421%		0.034944161
0	0	0	0	0	0	0	0	0										#REF!		
0	0	38.89711629	0	0	0	0	0.972521086	243.9667747					243967	3.73				#REF!		
0	0.011070398	0.333857351	0.000187755	0	1.21418E-06	0.00018897	0.000400357	2.015635024	2016	4.03							2	0.001%	3.3174E-05	
32.55321919	0	35.64703173	0.706061297	0.047415474	0	0.753476771	10.56909888	7107.923122			7107923	6.21					3	53.047%		3.294745859
0	0	0	0	0	0	0	0	0										#REF!		
1.431804036	0	14.72536936	0	0	0	0	1.094997772	222.2043102					222204	5.64				#REF!		
0	185.5948797	571.9671695	1.489210735	0	0.043178963	1.532389698	20.06012391	16345.16321	16345163	30.60							2	50.763%	15.5347812	
0	0	0.479606815	0.002841942	0	0	0.002841942	0.003907953	26.79218627			26792	42.69					3	1.374%		0.586562497
0	0	0	0	0	0	0	0	0										#REF!		
0	2.404603155	6.911564632	0.027663753	0	0.001159255	0.028823008	0.388712506	307.4392695										#REF!		
0	32.98492624	107.1818049	0.153549253	0	0.005088989	0.158638242	1.772986264	1692.107408	1692107	25.21							2	4.329%	1.091299406	
0	0	0.01387135	3.11927E-05	0	0	3.11927E-05	2.39822E-05	0.294066252			294	23.87					3	0.008%		0.002012603
0	0	0	0	0	0	0	0	0										#REF!		
0	0.017536735	0.050172504	0.000199773	0	8.97622E-06	0.00020875	0.002945932	2.226618655										#REF!		
0	108.5225636	337.0996772	0.928085781	0	0.027093919	0.9551797	10.63712382	10188.3797	10188380	25.02							2	25.871%	6.473238519	
0	0	0.166792417	0.003016899	0	0	0.003016899	0.00323378	28.44157733			28442	33.27					3	1.137%		0.378347679
0	0	0	0	0	0	0	0	0										#REF!		
0	0.389788087	1.11045563	0.004416638	0	0.000217588	0.004634227	0.065181367	49.43076083										#REF!		
2.15930419	26.99517475	53.00023604	0.158973114	0.000670137	0.00217741	0.161820662	0.979803148	1726.052537	1726053	11.46							2	2.007%	0.229952087	
0.38243906	0	7.570143107	0.086135748	0.000524406	0	0.086660154	2.677523226	816.981742			816982	17.59					3	17.264%		3.036001811
0	0	0	0	0	0	0	0	0										#REF!		
0.306746613	3.671803849	6.270388556	0.024349633	0.000110113	0.000302581	0.024762326	0.133777144	264.1261984	264126	10.21							2	0.274%	0.027961792	
0.155022019	0	2.491372	0.042670397	0.000337613	0	0.04300801	1.217139347	405.4546124			405455	14.77					3	7.196%		1.062763384
0	0	0	0	0	0	0	0	0										#REF!		
0	12.27534956	71.64919062	0.008610154	0	0.000740429	0.009350584	0.039829116	99.73756316	99738	41.10							2	0.416%	0.170990577	
0	78.61749227	246.0565915	0.701594951	0	0.021625517	0.723220468	6.380995024	7714.197378	7714197	20.31							2	15.896%	3.227860327	
0	0	0.716884779	0.010541058	0	0	0.010541058	0.008365572	99.37498833			99375	24.64					3	2.942%		0.724666047
0	0	0	0	0	0	0	0	0										#REF!		
0	0.24825112	0.694921947	0.002737929	0	0.000171476	0.002909405	0.040545513	31.03303149										#REF!		
0	0.027216383	0.966361425	0.014300299	0	2.60055E-06	0.0143029	0.034935655	152.5612128	152561	4.63							2	0.072%	0.003311899	
0	0	0.136789781	0.003618571	0	0	0.003618571	0.053511758	34.11379157			34114	9.71					3	0.398%		0.038653153
0.761651143	5.252683945	9.075777906	0.046130057	0.000272438	0.000458934	0.046861429	0.12571039	499.8452491	499845	5.07							2	0.257%	0.013042759	
2.359866211	0	3.450032787	0.1420847	0.006632599	0	0.148717299	2.899910773	1402.92464			1402925	8.80					3	14.841%		1.306569011
0	0	0	0	0	0	0	0	0										#REF!		
0.143873328	0	0.596879861	0	0	0	0	0.1876055	20.8601984					20860	7.70				#REF!		
0.077784232	1.06363935	1.9719997	0.009872423	5.027E-05	8.36541E-05	0.010006347	0.026384053	106.732235	106732	4.99							2	0.054%	0.002693817	
0.160412459	0	0.333877431	0.010286221	0.000282014	0	0.010568234	0.170651312	99.69544013			99695	7.33					3	0.878%		0.064334108
0	0	0	0	0	0	0	0	0										#REF!		
0.006200045	0	0.142422341	0	0	0	0	0.053371412	5.397444151					5397	8.46				#REF!		
0.599574845	0.29060204	1.467602431	0.003253584	0.000187281	1.66239E-05	0.003457489	0.017440626	36.87914302	36879	9.53							2	0.036%	0.003401768	
0.091369181	0	0.1918064	0.005060005	0.000446761	0	0.005506766	0.064011063	51.94807355			51948	8.02					3	0.501%		0.040189497
0	0	0	0	0	0	0	0	0										#REF!		
0.125682223	0	1.828374177	0	0	0	0	0.132435035	24.95216663					24952	4.54				#REF!		
0	0.101120103	0.220851679	0.003499338	0	9.59215E-06	0.00350893	0.012195754	37.42783935	37428	6.57							2	0.025%	0.001639019	
0	0	0.029527266	0.004410791	0	0	0.004410791	0.083700796	41.58238026			41582	8.30					3	0.415%		0.034423229
0	0	0	0	0	0	0	0	0										#REF!		
0	0	39.6867283	0	0	0	0	0.980890762	243.5466164					243547	3.77				#REF!		
0	0.010157723	0.288417796	0.000175402	0	1.07092E-06	0.000176473	0.00038396	1.882336871	1882	4.12							2	0.001%	3.23833E-05	
33.20698973	0	36.18266036	0.703384418	0.047466075	0	0.750850493	10.7273078	7083.148124			7083148	6.32					3	53.609%		3.387141144
0	0	0	0	0	0	0	0	0										#REF!		
1.478904761	0	14.54617676	0	0	0	0	1.116566056	224.4844335					224484	5.70				#REF!		
0	175.6724304	542.8178945	1.453860075	0	0.042055383	1.495915457	20.40529175	15956.11242	15956112	31.21							2	50.504%	15.76115205	
0	0	0.417298643	0.002523557	0	0	0.002523557	0.00351235	23.79063699			23791	43.20					3	1.231%		0.531960807
0	0	0	0	0	0	0	0	0										#REF!		

CO_IDLEX	CO_STREX	CO_TOTEX	SOx_RUNEX	SOx_IDLEX	SOx_STREX	SOx_TOTEX	NH3_RUNEX	Fuel Consumption	Gallons	MPG	Gallons	MPG	Gallons	MPG	kwh	kwh/mi	vmt col	% of annual VMT by fuel	Gasoline	Diesel
0	2.543262857	7.16552079	0.028368128	0	0.001210354	0.029578482	0.401627286	315.4974984										#REF!		
0	30.02383991	97.02841557	0.147741196	0	0.004864128	0.152605324	1.748357488	1627.75757	1627758	25.65							2	4.235%	1.086473304	
0	0	0.007556315	1.48582E-05	0	0	1.48582E-05	1.18327E-05	0.140074921			140	24.72					3	0.004%		0.001025408
0	0	0	0	0	0	0	0	0										#REF!		
0	0.022505875	0.063376491	0.000250189	0	1.13904E-05	0.00026158	0.003689472	2.790125652										#REF!		
0	105.0540489	326.4205841	0.922153447	0	0.026901606	0.949055054	10.96930127	10123.05145	10123051	25.56							2	26.246%	6.709273138	
0	0	0.168994453	0.003020463	0	0	0.003020463	0.003296554	28.47517578			28475	33.88					3	1.156%		0.391510955
0	0	0	0	0	0	0	0	0										#REF!		
0	0.446018611	1.245508389	0.004900155	0	0.000245855	0.00514601	0.072336589	54.88967716										#REF!		
2.136327048	26.96874867	51.49847274	0.154547656	0.000657633	0.002147833	0.157353121	0.969857456	1678.399725	1678400	11.66							2	1.984%	0.231271271	
0.378504886	0	6.968941998	0.084369175	0.00051448	0	0.084883655	2.719202749	800.233938			800234	17.70					3	16.968%		3.003589303
0	0	0	0	0	0	0	0	0										#REF!		
0.301867266	3.621342144	6.05132693	0.023509883	0.000107579	0.000295664	0.023913126	0.131203465	255.068242	255068	10.37							2	0.268%	0.027826158	
0.156095844	0	2.364985705	0.042197307	0.00033711	0	0.042534417	1.23771014	400.9898503			400990	14.90					3	7.159%		1.0668952
0	0	0	0	0	0	0	0	0										#REF!		
0	12.25789765	70.08543215	0.008589598	0	0.000727121	0.00931672	0.039978096	99.37635428	99376	41.23							2	0.416%	0.171291612	
0	74.58073399	232.22991	0.687930287	0	0.021165308	0.709095595	6.495229793	7563.535072	7563535	20.75							2	15.915%	3.301985934	
0	0	0.687238696	0.0101426	0	0	0.0101426	0.008164476	95.61856251			95619	24.99					3	2.862%		0.715162113
0	0	0	0	0	0	0	0	0										#REF!		
0	0.283844155	0.779469231	0.003037735	0	0.00019299	0.003230725	0.044971411	34.46037643										#REF!		
0	0.025295114	0.777915385	0.013756881	0	2.47033E-06	0.013759351	0.03364521	146.7634765	146763	4.63							2	0.069%	0.003184848	
0	0	0.131674719	0.003583762	0	0	0.003583762	0.054502086	33.78563424			33786	9.71					3	0.393%		0.038170902
0.744970837	4.942596493	8.212342617	0.044616042	0.000264156	0.000442243	0.045322441	0.12276534	483.4296976	483430	5.12							2	0.251%	0.012850298	
2.393696184	0	3.400016622	0.141765216	0.006667031	0	0.148432247	2.922737848	1400.235601			1400236	8.85					3	14.841%		1.313089076
0	0	0	0	0	0	0	0	0										#REF!		
0.154178799	0	0.618364814	0	0	0	0	0.193390736	21.47004175					21470	7.71				#REF!		
0.074938968	1.013932381	1.79875346	0.009229824	4.8161E-05	8.00495E-05	0.009358034	0.024934963	99.81703547	99817	5.04							2	0.051%	0.002568777	
0.166227209	0	0.334869436	0.010212422	0.000288438	0	0.01050086	0.171642017	99.05986041			99060	7.41					3	0.879%		0.065129512
0	0	0	0	0	0	0	0	0										#REF!		
0.00669077	0	0.145244116	0	0	0	0	0.054372342	5.439828949					5440	8.55				#REF!		
0.605235393	0.284889191	1.423525408	0.003265139	0.000188311	1.65943E-05	0.003470044	0.017563162	37.01306609	37013	9.57							2	0.036%	0.003435147	
0.09337777	0	0.189032661	0.004967076	0.000439957	0	0.005407033	0.065508881	51.00724368			51007	8.06					3	0.492%		0.039691914
0	0	0	0	0	0	0	0	0										#REF!		
0.131857765	0	1.841408689	0	0	0	0	0.135210544	25.37196445					25372	4.56				#REF!		
0	0.10093315	0.221409294	0.003447254	0	9.50412E-06	0.003456758	0.012174207	36.87135229	36871	6.66							2	0.025%	0.001656866	
0	0	0.028687212	0.004281864	0	0	0.004281864	0.081970053	40.36693625			40367	8.37					3	0.405%		0.033904138
0	0	0	0	0	0	0	0	0										#REF!		
0	0	40.18023037	0	0	0	0	0.967364021	237.9844921					237984	3.80				#REF!		
0	0.009186697	0.261216732	0.000164748	0	9.51089E-07	0.000165699	0.000368853	1.76742185	1767	4.21							2	0.001%	3.1714E-05	
33.7799048	0	36.66037167	0.698953026	0.047379798	0	0.746332824	10.8692867	7040.530691			7040531	6.43					3	54.227%		3.48857892
0	0	0	0	0	0	0	0	0										#REF!		
1.518699663	0	14.36798176	0	0	0	0	1.133199122	226.2440539					226244	5.75				#REF!		
0	166.9388284	517.9025569	1.420831423	0	0.041034639	1.461866061	20.72130608	15592.92613	15592926	31.81							2	50.278%	15.99196584	
0	0	0.358635401	0.002225106	0	0	0.002225106	0.00314309	20.97701232			20977	43.85					3	1.101%		0.482860599
0	0	0	0	0	0	0	0	0										#REF!		
0	2.670208542	7.384741446	0.02893571	0	0.00125605	0.03019176	0.412472799	322.0390007										#REF!		
0	27.42820183	88.37178372	0.142295545	0	0.004659396	0.146954941	1.726430784	1567.488022	1567488	26.11							2	4.149%	1.083263723	
0	0	0.005113482	8.94296E-06	0	0	8.94296E-06	7.37336E-06	0.084309079			84	25.59					3	0.003%		0.000661163
0	0	0	0	0	0	0	0	0										#REF!		
0	0.02811578	0.078122677	0.000306162	0	1.41144E-05	0.000320277	0.004515352	3.416217137										#REF!		
0	102.0682973	317.5937735	0.91595638	0	0.026735888	0.942692268	11.26998303	10055.18308	10055183	26.08							2	26.588%	6.935434743	
0	0	0.170852175	0.003015519	0	0	0.003015519	0.003350679	28.42856825			28429	34.49					3	1.174%		0.404913631
0	0	0	0	0	0	0	0	0										#REF!		
0	0.504330648	1.383651246	0.00539031	0	0.000275127	0.005665437	0.079593565	60.4301199										#REF!		
2.11272906	26.90113858	50.08375214	0.150145069	0.000645436	0.002117252	0.152907757	0.957269477	1630.983452	1630983	11.83							2	1.956%	0.231475051	
0.373747072	0	6.415541858	0.082468299	0.000503716	0	0.082972015	2.742843149	782.2121074			782212	17.79					3	16.661%		2.964101231
0	0	0	0	0	0	0	0	0										#REF!		
0.296599569	3.567255442	5.844888047	0.022671682	0.000104976	0.00028859	0.023065247	0.128314255	246.0243788	246024	10.51							2	0.262%	0.027571284	
0.156746864	0	2.252718148	0.041632785	0.00033587	0	0.041968655	1.250488879	395.6561757			395656	15.01					3	7.111%		1.067476787
0	0	0	0	0	0	0	0	0										#REF!		
0	12.25241219	68.64986135	0.008564611	0	0.000715411	0.009280022	0.040109063	98.98491731	98985	41.36							2	0.415%	0.171670906	
0	71.10038956	220.5611696	0.674796316	0	0.020745471	0.695541787	6.600731517	7418.964015	7418964	21.18							2	15.932%	3.375047278	
0	0	0.653734549	0.009726922	0	0	0.009726922	0.007952179	91.69978664			91700	25.38					3	2.786%		0.707059179
0	0	0	0	0	0	0	0	0										#REF!		
0	0.319664359	0.862998202	0.003330336	0	0.000214511	0.003544847	0.049296821	37.81094896										#REF!		
0	0.023575582	0.616508891	0.013249113	0	2.35E-06	0.013251463	0.032447222	141.346114	141346	4.63							2	0.066%	0.003068714	
0	0	0.12658856	0.003547719	0	0	0.003547719	0.055405298	33.44583778			33446	9.71					3	0.389%		0.037757099
0.726747384	4.639119122	7.443111675	0.042944697	0.000255513	0.000425202	0.043625412	0.119283134	465.3284236	465328	5.17							2	0.244%	0.012597484	
2.416208801	0	3.348968778	0.140611678	0.006669192	0	0.14728087	2.927739617	1389.374085			1389374	8.90					3	14.799%		1.316578194
0	0	0	0	0	0	0	0	0										#REF!		

CO_IDLEX	CO_STREX	CO_TOTEX	SOx_RUNEX	SOx_IDLEX	SOx_STREX	SOx_TOTEX	NH3_RUNEX	Fuel Consumption	Gallons	MPG	Gallons	MPG	Gallons	MPG	kwh	kwh/mi	vmt col	% of annual VMT by fuel	Gasoline	Diesel
0.163348569	0	0.6363718	0	0	0	0	0.197748167	21.9462489					21946	7.71				#REF!		
0.072340034	0.96630733	1.660032919	0.008635655	4.62557E-05	7.67574E-05	0.008758668	0.023552961	93.42392026	93424	5.08							2	0.048%	0.002446348	
0.171361422	0	0.334784609	0.01014083	0.000293842	0	0.010434671	0.172682857	98.43547142			98435	7.49					3	0.883%		0.066104179
0	0	0	0	0	0	0	0	0										#REF!		
0.007120384	0	0.147090487	0	0	0	0	0.055155688	5.456360481					5456	8.65				#REF!		
0.609616798	0.280601844	1.383908518	0.003270668	0.000189024	1.65677E-05	0.00347626	0.017648468	37.07936866	37079	9.60							2	0.036%	0.003460724	
0.095140541	0	0.185519797	0.004858127	0.000431342	0	0.00528947	0.066754255	49.89821301			49898	8.10					3	0.484%		0.039161752
0	0	0	0	0	0	0	0	0										#REF!		
0.137553092	0	1.849490848	0	0	0	0	0.137479407	25.70821224					25708	4.58				#REF!		
0	0.099451253	0.219466525	0.003369502	0	9.32741E-06	0.003378829	0.012054689	36.04012657	36040	6.74							2	0.025%	0.001661158	
0	0	0.026981373	0.003987051	0	0	0.003987051	0.077548972	37.58760334			37588	8.51					3	0.383%		0.03257146
0	0	0	0	0	0	0	0	0										#REF!		
0	0	40.57631138	0	0	0	0	0.93831282	227.6812891					227681	3.85				#REF!		
0	0.007807843	0.227171664	0.000154692	0	8.3296E-07	0.000155525	0.000353949	1.658894972	1659	4.30							2	0.001%	3.11031E-05	
34.2700189	0	37.06658743	0.693923461	0.047209295	0	0.741132755	10.99598124	6991.475849			6991476	6.55					3	54.892%		3.593645602
0	0	0	0	0	0	0	0	0										#REF!		
1.550972615	0	14.14382449	0	0	0	0	1.145923214	227.1467367					227147	5.80				#REF!		
0	159.0885716	496.1537957	1.39117141	0	0.04009748	1.43126889	21.00847547	15266.56283	15266563	32.37							2	50.084%	16.21342317	
0	0	0.301368136	0.001959189	0	0	0.001959189	0.002806485	18.4700947			18470	44.47					3	0.985%		0.43795924
0	0	0	0	0	0	0	0	0										#REF!		
0	2.784388952	7.569015434	0.029368789	0	0.001295895	0.030664684	0.421267439	327.0834176										#REF!		
0	25.01280357	80.32021708	0.137285942	0	0.0044682	0.141754142	1.706608549	1512.013938	1512014	26.56							2	4.070%	1.080876941	
0	0	0.002589706	5.00128E-06	0	0	5.00128E-06	4.14494E-06	0.047149154			47	25.73					3	0.001%		0.000374231
0	0	0	0	0	0	0	0	0										#REF!		
0	0.034384121	0.094434713	0.000367725	0	1.7157E-05	0.000384882	0.005424614	4.105329706										#REF!		
0	99.45977403	310.1119433	0.910092598	0	0.026583373	0.93667597	11.54081694	9991.010528	9991011	26.57							2	26.898%	7.14575829	
0	0	0.17261972	0.00300842	0	0	0.00300842	0.00339829	28.36164392			28362	35.06					3	1.193%		0.418183476
0	0	0	0	0	0	0	0	0										#REF!		
0	0.564210098	1.523493326	0.0058816	0	0.000305108	0.006186708	0.086881611	65.9902282										#REF!		
2.083748055	26.46978867	47.72561556	0.145516546	0.000631849	0.002076359	0.148224754	0.940776619	1581.03242	1581032	12.00							2	1.922%	0.230555057	
0.36852505	0	5.908729293	0.080434331	0.000492652	0	0.080926983	2.750855124	762.932727			762933	17.87					3	16.353%		2.922784093
0	0	0	0	0	0	0	0	0										#REF!		
0.290866959	3.504341203	5.637132783	0.021829247	0.00010227	0.000281205	0.022212721	0.125146549	236.9309543	236931	10.65							2	0.256%	0.027224402	
0.156938097	0	2.147690165	0.040943627	0.000333837	0	0.041277464	1.255855406	389.1400213			389140	15.11					3	7.052%		1.06567878
0	0	0	0	0	0	0	0	0										#REF!		
0	12.25569659	67.37275901	0.008543826	0	0.000704906	0.009248732	0.040230386	98.65116651	98651	41.48							2	0.415%	0.17203302	
0	68.09774306	210.3137543	0.662893416	0	0.020364464	0.68325788	6.699263437	7287.938298	7287938	21.60							2	15.950%	3.444757319	
0	0	0.618223305	0.009336457	0	0	0.009336457	0.007748921	88.01871033			88019	25.76					3	2.719%		0.700623593
0	0	0	0	0	0	0	0	0										#REF!		
0	0.356178754	0.946878439	0.003621181	0	0.000236453	0.003857634	0.053605865	41.14726808										#REF!		
0	0.021975855	0.441524908	0.012776149	0	2.23638E-06	0.012778386	0.031304196	136.3000559	136300	4.63							2	0.064%	0.002961089	
0	0	0.121631936	0.00351304	0	0	0.00351304	0.056266684	33.11890759			33119	9.71					3	0.386%		0.037440656
0.707089741	4.344683122	6.752927823	0.041148987	0.000246551	0.000407905	0.041803443	0.115318665	445.894472	445894	5.21							2	0.236%	0.012283143	
2.424634756	0	3.291525968	0.138639455	0.006633529	0	0.145272984	2.913400674	1370.432696			1370433	8.95					3	14.702%		1.315142129
0	0	0	0	0	0	0	0	0										#REF!		
0.171191163	0	0.649876989	0	0	0	0	0.200713662	22.2723299					22272	7.71				#REF!		
0.069636765	0.915527528	1.521702102	0.008050485	4.43077E-05	7.33444E-05	0.008168137	0.022152666	87.12505593	87125	5.13							2	0.045%	0.002319804	
0.17537811	0	0.332814687	0.01007411	0.00029767	0	0.010371779	0.173788591	97.84217791			97842	7.57					3	0.888%		0.067239732
0	0	0	0	0	0	0	0	0										#REF!		
0.007482777	0	0.148481789	0	0	0	0	0.055734217	5.46167918					5462	8.73				#REF!		
0.613016895	0.277867301	1.351868608	0.003272586	0.000189543	1.65586E-05	0.003478687	0.017709345	37.10525741	37105	9.62							2	0.036%	0.003481063	
0.096584703	0	0.181276198	0.004733229	0.000420849	0	0.005154078	0.06769097	48.6209929			48621	8.13					3	0.474%		0.038578157
0	0	0	0	0	0	0	0	0										#REF!		
0.142614717	0	1.851297919	0	0	0	0	0.139117075	25.93940431					25939	4.59				#REF!		
0	0.098036014	0.217948655	0.003342176	0	9.16204E-06	0.003351338	0.012028933	35.74688567	35747	6.78							2	0.025%	0.001667087	
0	0	0.024809186	0.003641522	0	0	0.003641522	0.071754042	34.33015755			34330	8.62					3	0.355%		0.030582451
0	0	0	0	0	0	0	0	0										#REF!		
0	0	40.85228422	0	0	0	0	0.902842885	214.8927803					214893	3.93				#REF!		
0	0.006676008	0.214420721	0.000145884	0	7.31598E-07	0.000146616	0.000339965	1.563869858	1564	4.38							2	0.001%	3.04327E-05	
34.69240494	0	37.41399584	0.688684365	0.046991164	0	0.735675529	11.10914239	6939.995104			6939995	6.66					3	55.619%		3.702249603
0	0	0	0	0	0	0	0	0										#REF!		
1.575062928	0	13.85388382	0	0	0	0	1.153566787	227.0384939					227038	5.84				#REF!		
0	151.9956692	477.3363681	1.364462339	0	0.039241284	1.403703623	21.26057162	14972.5392	14972539	32.90							2	49.918%	16.4253544	
0	0	0.250133983	0.001719258	0	0	0.001719258	0.002501431	16.20816454			16208	45.16					3	0.881%		0.398049608
0	0	0	0	0	0	0	0	0										#REF!		
0	2.885814989	7.721180568	0.029683292	0	0.001330008	0.0310133	0.428126806	330.8019166										#REF!		
0	22.75788693	73.00250432	0.132656665	0	0.004289468	0.136946133	1.687730284	1460.729539	1460730	27.00							2	3.997%	1.079171133	
0	0	0.000677088	2.05092E-06	0	0	2.05092E-06	1.74684E-06	0.01933489			19	26.44					3	0.001%		0.000162727
0	0	0	0	0	0	0	0	0										#REF!		
0	0.041334766	0.112361948	0.000435026	0	2.05304E-05	0.000455557	0.006418906	4.859175713										#REF!		

CO_IDLEX	CO_STREX	CO_TOTEX	SOx_RUNEX	SOx_IDLEX	SOx_STREX	SOx_TOTEX	NH3_RUNEX	Fuel Consumption	Gallons	MPG	Gallons	MPG	Gallons	MPG	kwh	kwh/mi	vmt col	% of annual VMT by fuel	Gasoline	Diesel
0	97.22455218	304.0141362	0.904339359	0	0.026441266	0.930780625	11.78159418	9928.128104	9928128	27.02							2	27.176%	7.341612464	
0	0	0.174204727	0.002997056	0	0	0.002997056	0.003438328	28.25451056			28255	35.61					3	1.211%		0.431420493
0	0	0	0	0	0	0	0	0										#REF!		
0	0.625615305	1.66526584	0.006375404	0	0.000335767	0.006711171	0.094206908	71.58438947										#REF!		
2.051311263	25.98557908	44.99843415	0.140762804	0.000617579	0.002031944	0.143412328	0.921600787	1529.7009	1529701	12.15							2	1.882%	0.228640344	
0.362621804	0	5.438559222	0.078242163	0.000480965	0	0.078723128	2.743774098	742.1560579			742156	17.95					3	16.039%		2.879070175
0	0	0	0	0	0	0	0	0										#REF!		
0.28483956	3.442131718	5.44517558	0.020990343	9.95268E-05	0.000273777	0.021363647	0.121763827	227.8743423	227874	10.77							2	0.249%	0.0267926	
0.156611992	0	2.047702068	0.040128746	0.00033088	0	0.040459626	1.253940322	381.4299218			381430	15.20					3	6.982%		1.061499107
0	0	0	0	0	0	0	0	0										#REF!		
0	12.24763128	66.17436318	0.008523189	0	0.000693766	0.009216955	0.040337336	98.31221723	98312	41.60							2	0.414%	0.172405405	
0	65.53136697	202.321026	0.65214904	0	0.020024455	0.672173495	6.790644055	7169.70722	7169707	21.99							2	15.972%	3.511746551	
0	0	0.585451693	0.008962341	0	0	0.008962341	0.007550871	84.4917565			84492	26.15					3	2.660%		0.6957828
0	0	0	0	0	0	0	0	0										#REF!		
0	0.392950605	1.030208274	0.003907242	0	0.000258472	0.004165714	0.057845753	44.43339544										#REF!		
0	0.020502112	0.313365706	0.012369192	0	2.13581E-06	0.012371328	0.030320016	131.9581945	131958	4.63							2	0.062%	0.002868773	
0	0	0.116825738	0.003480586	0	0	0.003480586	0.05709576	32.81294554			32813	9.71					3	0.384%		0.037231542
0.685936492	4.072143617	6.160520866	0.039228093	0.000237288	0.000390605	0.039855985	0.110860707	425.1220064	425122	5.26							2	0.226%	0.011904617	
2.418979998	0	3.226406259	0.135856778	0.006560883	0	0.142417661	2.880436091	1343.497004			1343497	9.00					3	14.552%		1.309075248
0	0	0	0	0	0	0	0	0										#REF!		
0.17783277	0	0.65890211	0	0	0	0	0.202253429	22.44838877					22448	7.71				#REF!		
0.066925612	0.868326251	1.395844022	0.007484259	4.23852E-05	7.00249E-05	0.007596669	0.02076778	81.0295145	81030	5.17							2	0.042%	0.002191849	
0.177822541	0	0.330534004	0.010026058	0.000299059	0	0.010325117	0.174874702	97.40199531			97402	7.64					3	0.896%		0.068449037
0	0	0	0	0	0	0	0	0										#REF!		
0.007778948	0	0.149659202	0	0	0	0	0.056210647	5.462280006					5462	8.81				#REF!		
0.613367476	0.2729393	1.303322463	0.003257815	0.000189143	1.64509E-05	0.003463409	0.017679885	36.9422868	36942	9.65							2	0.036%	0.003484246	
0.097723792	0	0.176357188	0.00459294	0.000408648	0	0.005001589	0.06830542	47.18248567			47182	8.17					3	0.464%		0.037944775
0	0	0	0	0	0	0	0	0										#REF!		
0.147076846	0	1.84590234	0	0	0	0	0.140081021	26.0559412					26056	4.60				#REF!		
0	0.095429809	0.214103877	0.003195985	0	8.88544E-06	0.00320487	0.011745538	34.18459607	34185	6.93							2	0.024%	0.00166184	
0	0	0.021372143	0.003088521	0	0	0.003088521	0.062456145	29.1167895			29117	8.85					3	0.310%		0.02742703
0	0	0	0	0	0	0	0	0										#REF!		
0	0	38.55610287	0	0	0	0	0.827456197	193.9602293					193960	3.99				#REF!		
0	0.006066697	0.206730422	0.000138276	0	6.59124E-07	0.000138935	0.000327703	1.48194172	1482	4.46							2	0.001%	2.98339E-05	
35.22691971	0	37.90387048	0.689165706	0.046972857	0	0.736138563	11.30700685	6944.363132			6944363	6.76					3	56.546%		3.824728697
0	0	0	0	0	0	0	0	0										#REF!		
1.596841575	0	13.55647553	0	0	0	0	1.162757066	226.8978128					226898	5.88				#REF!		
0	145.66155	461.2793081	1.340867541	0	0.038473034	1.379340575	21.48685537	14712.67188	14712672	33.40							2	49.783%	16.62848567	
0	0	0.216618872	0.001520687	0	0	0.001520687	0.002243084	14.33615523			14336	45.79					3	0.790%		0.361817637
0	0	0	0	0	0	0	0	0										#REF!		
0	2.976486609	7.853957787	0.02993529	0	0.001359285	0.031294575	0.433570784	333.8021201										#REF!		
0	20.63568903	66.22854379	0.128437084	0	0.004123357	0.13256044	1.671290243	1413.949751	1413950	27.44							2	3.930%	1.078389906	
0	0	0.000235389	1.38857E-06	0	0	1.38857E-06	1.22271E-06	0.013090657			13	27.33					3	0.000%		0.000117738
0	0	0	0	0	0	0	0	0										#REF!		
0	0.048243523	0.129858829	0.000499839	0	2.38811E-05	0.00052372	0.007372155	5.586231885										#REF!		
0	95.11128253	298.6446955	0.898707785	0	0.026298402	0.925006187	11.99475156	9866.535336	9866535	27.43							2	27.420%	7.522538558	
0	0	0.175929608	0.002984083	0	0	0.002984083	0.003473586	28.13220765			28132	36.13					3	1.224%		0.442164347
0	0	0	0	0	0	0	0	0										#REF!		
0	0.685003898	1.800455273	0.006839019	0	0.000365273	0.007204292	0.101014857	76.84424761										#REF!		
2.01598982	25.46072445	42.32505868	0.135920282	0.000602883	0.001985282	0.138508447	0.899972691	1477.393884	1477394	12.28							2	1.838%	0.225705187	
0.356125667	0	5.009093662	0.075916144	0.000468801	0	0.076384945	2.722531695	720.1130261			720113	18.02					3	15.623%		2.815610385
0	0	0	0	0	0	0	0	0										#REF!		
0.27821126	3.373346993	5.249469804	0.020137774	9.66228E-05	0.000265948	0.020500345	0.118113208	218.6659746	218666	10.89							2	0.241%	0.026266058	
0.155783457	0	1.954893194	0.039208055	0.000327108	0	0.039535163	1.24546112	372.7146181			372715	15.29					3	6.859%		1.04866171
0	0	0	0	0	0	0	0	0										#REF!		
0	12.23665064	65.10637718	0.008504689	0	0.000682602	0.009187291	0.040435692	97.99580984	97996	41.72							2	0.414%	0.17275914	
0	63.28711915	195.6713785	0.64265867	0	0.019724354	0.662383024	6.875872668	7065.277613	7065278	22.35							2	15.997%	3.575517597	
0	0	0.555049788	0.008613514	0	0	0.008613514	0.007365982	81.20322457			81203	26.55					3	2.595%		0.688841762
0	0	0	0	0	0	0	0	0										#REF!		
0	0.428866923	1.110689541	0.004179887	0	0.000279949	0.004459836	0.061845742	47.57063603										#REF!		
0	0.019342798	0.271082818	0.012005706	0	2.04801E-06	0.012007754	0.029438199	128.0801456	128080	4.63							2	0.060%	0.002785607	
0	0	0.112092128	0.003449332	0	0	0.003449332	0.057892712	32.51829996			32518	9.71					3	0.380%		0.036880667
0.664309281	3.826509484	5.659206483	0.037303471	0.000228039	0.0003738	0.037905311	0.106273017	404.3152273	404315	5.30							2	0.217%	0.011500192	
2.410501375	0	3.167844222	0.133242847	0.006478836	0	0.139721684	2.85040797	1318.064501			1318065	9.05					3	14.362%		1.300012817
0	0	0	0	0	0	0	0	0										#REF!		
0.183902163	0	0.666243978	0	0	0	0	0.203333757	22.57044686					22570	7.71				#REF!		
0.064411616	0.832238499	1.294933594	0.006961119	4.06187E-05	6.70964E-05	0.007068834	0.019469469	75.39938734	75399	5.21							2	0.040%	0.002069758	
0.179362332	0	0.32756781	0.009992582	0.000298908	0	0.01029149	0.17593423	97.08476923			97085	7.70					3	0.900%		0.069298632
0	0	0	0	0	0	0	0	0										#REF!		
0.008046222	0	0.150791143	0	0	0	0	0.056644952	5.464838404					5465	8.87				#REF!		

CO_IDLEX	CO_STREX	CO_TOTEX	SOx_RUNEX	SOx_IDLEX	SOx_STREX	SOx_TOTEX	NH3_RUNEX	Fuel Consumption	Gallons	MPG	Gallons	MPG	Gallons	MPG	kwh	kwh/mi	vmt col	% of annual VMT by fuel	Gasoline	Diesel
0.611133367	0.265835411	1.23786672	0.003228771	0.000187955	1.6258E-05	0.003432984	0.017574678	36.6177661	36618	9.68							2	0.036%	0.003472658	
0.098658359	0	0.170918431	0.004442061	0.000395343	0	0.004837404	0.068692563	45.6336462			45634	8.21					3	0.451%		0.037058401
0	0	0	0	0	0	0	0	0										#REF!		
0.151126809	0	1.834589915	0	0	0	0	0.140557682	26.08550126					26086	4.61				#REF!		
0	0.08878672	0.20515864	0.003004645	0	8.06161E-06	0.003012707	0.011335719	32.13489533	32135	7.11							2	0.023%	0.001646268	
0	0	0.018011536	0.002685442	0	0	0.002685442	0.054239827	25.31678897			25317	8.83					3	0.269%		0.023786876
0	0	0	0	0	0	0	0	0										#REF!		
0	0	34.1254915	0	0	0	0	0.694217409	155.2328612					155233	4.18				#REF!		
0	0.005666641	0.201520884	0.000131019	0	5.98711E-07	0.000131617	0.000315528	1.403891479	1404	4.53							2	0.001%	2.91841E-05	
35.75688842	0	38.39755287	0.690294767	0.04700358	0	0.737298346	11.50318129	6955.30395			6955304	6.86					3	57.513%		3.947884292
0	0	0	0	0	0	0	0	0										#REF!		
1.613172805	0	13.23211433	0	0	0	0	1.168821778	226.1212346					226121	5.93				#REF!		
0	139.9080619	447.1892611	1.320517541	0	0.03778666	1.358304201	21.6892825	14488.28838	14488288	33.86							2	49.675%	16.81973474	
0	0	0.182564929	0.00133889	0	0	0.00133889	0.002007795	12.62227566			12622	46.55					3	0.708%		0.32947196
0	0	0	0	0	0	0	0	0										#REF!		
0	3.057314603	7.965752537	0.030118116	0	0.001384233	0.031502349	0.437849238	336.0183333										#REF!		
0	18.79292059	60.4105201	0.124675059	0	0.003974799	0.128649859	1.657436749	1372.237715	1372238	27.85							2	3.870%	1.078093775	
0	0	9.07347E-05	1.20091E-06	0	0	1.20091E-06	1.08112E-06	0.011321502			11	27.94					3	0.000%		0.000106502
0	0	0	0	0	0	0	0	0										#REF!		
0	0.055018452	0.146621585	0.000560981	0	2.71646E-05	0.000588146	0.008272185	6.273427812										#REF!		
0	93.18381944	293.9502005	0.893439559	0	0.026160485	0.919600043	12.18299215	9808.87095	9808871	27.82							2	27.634%	7.688349345	
0	0	0.177331933	0.00296926	0	0	0.00296926	0.003503388	27.99245978			27992	36.63					3	1.235%		0.452327503
0	0	0	0	0	0	0	0	0										#REF!		
0	0.741928899	1.927025264	0.007264898	0	0.000393413	0.007658311	0.107282362	81.68701302										#REF!		
1.979559818	24.92870827	40.16812487	0.131065523	0.000588415	0.001938252	0.133592191	0.876419834	1424.954867	1424955	12.40							2	1.789%	0.22183454	
0.349431531	0	4.628369378	0.07348332	0.000456761	0	0.07394008	2.687941297	697.0642566			697064	18.09					3	15.194%		2.749231058
0	0	0	0	0	0	0	0	0										#REF!		
0.271055416	3.298017569	5.062003852	0.019272795	9.35886E-05	0.000257742	0.019624125	0.114216421	209.3198145	209320	11.00							2	0.233%	0.025647949	
0.154496309	0	1.865350462	0.038186145	0.000322551	0	0.038508696	1.230767416	363.037689			363038	15.37					3	6.720%		1.032597627
0	0	0	0	0	0	0	0	0										#REF!		
0	12.24540307	64.20123345	0.008491953	0	0.000673726	0.009165679	0.040535656	97.76528621	97765	41.81							2	0.414%	0.173070559	
0	61.34028511	190.114921	0.634341011	0	0.019459747	0.653800758	6.954524056	6973.735276	6973735	22.69							2	16.022%	3.6351731	
0	0	0.529358206	0.008284454	0	0	0.008284454	0.007187762	78.10103271			78101	26.93					3	2.534%		0.682414412
0	0	0	0	0	0	0	0	0										#REF!		
0	0.463181992	1.185890354	0.004429958	0	0.00030036	0.004730319	0.065520106	50.45572234										#REF!		
0	0.01829353	0.235018375	0.011679263	0	1.96798E-06	0.011681231	0.028646403	124.5973047	124597	4.63							2	0.058%	0.002710425	
0	0	0.107584207	0.003421528	0	0	0.003421528	0.058688507	32.25618734			32256	9.70					3	0.377%		0.036595364
0.64223227	3.604688011	5.242050493	0.035401764	0.000218773	0.000357397	0.035977934	0.101642821	383.7569494	383757	5.34							2	0.207%	0.011079064	
2.391666081	0	3.10549027	0.130369591	0.006370092	0	0.136739683	2.813390982	1289.933798			1289934	9.11					3	14.155%		1.289481641
0	0	0	0	0	0	0	0	0										#REF!		
0.188580118	0	0.669080591	0	0	0	0	0.20308078	22.5412898					22541	7.71				#REF!		
0.061909971	0.801109137	1.210270914	0.006469572	3.88757E-05	6.42815E-05	0.006572729	0.01823484	70.10770556	70108	5.24							2	0.037%	0.001951839	
0.180146074	0	0.323338056	0.009967855	0.000297327	0	0.010265182	0.176979347	96.83659136			96837	7.75					3	0.905%		0.070153931
0	0	0	0	0	0	0	0	0										#REF!		
0.008299855	0	0.151976274	0	0	0	0	0.057086823	5.471180683					5471	8.93				#REF!		
0.60641465	0.256570775	1.158417735	0.003185795	0.000185974	1.59779E-05	0.003387747	0.017397256	36.13524744	36135	9.71							2	0.036%	0.003446961	
0.099393291	0	0.165224124	0.004285211	0.000381445	0	0.004666656	0.068848388	44.02289919			44023	8.26					3	0.438%		0.036142607
0	0	0	0	0	0	0	0	0										#REF!		
0.154778943	0	1.817085237	0	0	0	0	0.140552648	26.02723211					26027	4.62				#REF!		
0	0.086773843	0.204465722	0.002957461	0	7.86381E-06	0.002965325	0.011252178	31.62950356	31630	7.17							2	0.023%	0.001647353	
0	0	0.01483221	0.002180164	0	0	0.002180164	0.044625698	20.55332711			20553	8.95					3	0.222%		0.01984648
0	0	0	0	0	0	0	0	0										#REF!		
0	0	33.47703133	0	0	0	0	0.668220887	149.6448683					149645	4.18				#REF!		
0	0.005232852	0.195429958	0.000124735	0	5.53645E-07	0.000125289	0.000304559	1.336390045	1336	4.59							2	0.001%	2.85495E-05	
36.30153632	0	38.90395351	0.692842573	0.047107801	0	0.739950375	11.70944067	6980.32186			6980322	6.96					3	58.527%		4.071542787
0	0	0	0	0	0	0	0	0										#REF!		
1.624409111	0	12.86200954	0	0	0	0	1.172213665	224.4623985					224462	5.97				#REF!		
0	134.8427085	435.2179851	1.303404009	0	0.037184914	1.340588923	21.87048784	14299.32919	14299329	34.27							2	49.597%	16.99717469	
0	0	0.159297843	0.001189746	0	0	0.001189746	0.001810859	11.21623241			11216	47.25					3	0.639%		0.30176494
0	0	0	0	0	0	0	0	0										#REF!		
0	3.128606553	8.061095355	0.030254322	0	0.001405121	0.031659443	0.441098578	337.6939704										#REF!		
0	17.2130749	55.49774196	0.121381534	0	0.003843749	0.125225283	1.646665819	1335.709636	1335710	28.24							2	3.818%	1.078460455	
0	0	8.8311E-05	1.23559E-06	0	0	1.23559E-06	1.12041E-06	0.01164846			12	28.15					3	0.000%		0.000111233
0	0	0	0	0	0	0	0	0										#REF!		
0	0.061636924	0.162672587	0.000618677	0	3.03696E-05	0.000649047	0.009119043	6.92302437										#REF!		
0	91.31136259	289.5820095	0.888469764	0	0.026018672	0.914488435	12.3460309	9754.348224	9754348	28.18							2	27.817%	7.837793337	
0	0	0.178705892	0.002955727	0	0	0.002955727	0.003530043	27.86488155			27865	37.07					3	1.245%		0.461582515
0	0	0	0	0	0	0	0	0										#REF!		
0	0.795875859	2.044765468	0.007654301	0	0.000419923	0.008074224	0.112986454	86.12333007										#REF!		
1.937861439	24.47618629	39.06037701	0.125902602	0.000572677	0.001889281	0.128364559	0.850192013	1369.194582	1369195	12.52							2	1.735%	0.217148855	

CO_IDLEX	CO_STREX	CO_TOTEX	SOx_RUNEX	SOx_IDLEX	SOx_STREX	SOx_TOTEX	NH3_RUNEX	Fuel Consumption	Gallons	MPG	Gallons	MPG	Gallons	MPG	kwh	kwh/mi	vmt col	% of annual VMT by fuel	Gasoline	Diesel
0.341851522	0	4.268379139	0.070852838	0.000443837	0	0.071296675	2.640273116	672.1437605			672144	18.17					3	14.723%		2.675655229
0	0	0	0	0	0	0	0	0										#REF!		
0.263630583	3.224236128	4.92097272	0.018391505	9.05253E-05	0.000249548	0.018731578	0.110158119	199.7994997	199799	11.11							2	0.225%	0.024982005	
0.1528146	0	1.780667965	0.037061139	0.000317369	0	0.037378508	1.210115787	352.3829258			352383	15.45					3	6.560%		1.013307047
0	0	0	0	0	0	0	0	0										#REF!		
0	12.27656439	63.47601395	0.008486649	0	0.000667404	0.009154053	0.040643242	97.64128219	97641	41.88							2	0.414%	0.173336411	
0	59.58342547	185.2969593	0.627171418	0	0.019224464	0.646395882	7.02576937	6894.751516	6894752	23.00							2	16.047%	3.690272851	
0	0	0.505410638	0.007983361	0	0	0.007983361	0.007022067	75.26250017			75263	27.30					3	2.477%		0.67623536
0	0	0	0	0	0	0	0	0										#REF!		
0	0.496071026	1.256854691	0.004662321	0	0.000319861	0.004982183	0.068915245	53.14221958										#REF!		
0	0.017396684	0.20444329	0.011404277	0	1.89922E-06	0.011406176	0.02798064	121.6634487	121663	4.64							2	0.057%	0.002646938	
0	0	0.102989471	0.003392577	0	0	0.003392577	0.059447764	31.98324868			31983	9.71					3	0.374%		0.03631837
0.619470628	3.393422423	4.866378403	0.033512553	0.000209424	0.000341061	0.034063037	0.096951755	363.3317994	363332	5.38							2	0.198%	0.010641347	
2.362278579	0	3.035987419	0.127249217	0.006235005	0	0.133484222	2.769608708	1259.223411			1259223	9.17					3	13.917%		1.276219338
0	0	0	0	0	0	0	0	0										#REF!		
0.192261285	0	0.667935531	0	0	0	0	0.202075213	22.40688667					22407	7.72				#REF!		
0.059468045	0.769968683	1.145217349	0.00600884	3.71922E-05	6.15529E-05	0.006107585	0.017059904	65.14626879	65146	5.28							2	0.035%	0.001837606	
0.180062816	0	0.317823017	0.009948485	0.000294331	0	0.010242816	0.177969975	96.62560667			96626	7.80					3	0.909%		0.070938032
0	0	0	0	0	0	0	0	0										#REF!		
0.008562434	0	0.153686813	0	0	0	0	0.057740063	5.499773818					5500	8.99				#REF!		
0.598458658	0.244780876	1.063038039	0.003126672	0.000182965	1.55876E-05	0.003325224	0.017137101	35.46834842	35468	9.74							2	0.035%	0.003405826	
0.09986995	0	0.159516133	0.004126744	0.000367199	0	0.004493943	0.068730885	42.39360895			42394	8.30					3	0.424%		0.035181599
0	0	0	0	0	0	0	0	0										#REF!		
0.157898003	0	1.791786454	0	0	0	0	0.139948524	25.85899849					25859	4.63				#REF!		
0	0.079329516	0.194284559	0.002722418	0	7.02364E-06	0.002729442	0.01071897	29.11346353	29113	7.42							2	0.022%	0.001623308	
0	0	0.013679582	0.001986571	0	0	0.001986571	0.041242151	18.72824473			18728	9.08					3	0.205%		0.018612733
0	0	0	0	0	0	0	0	0										#REF!		
0	0	32.071926	0	0	0	0	0.639544913	143.1996321					143200	4.18				#REF!		
0	0.005123574	0.189324197	0.000118876	0	5.21648E-07	0.000119398	0.000293795	1.273548357	1274	4.65							2	0.001%	2.78617E-05	
36.87894073	0	39.45910314	0.696926129	0.047310635	0	0.744236763	11.92936349	7020.757508			7020758	7.04					3	59.599%		4.196449755
0	0	0	0	0	0	0	0	0										#REF!		
1.633147403	0	12.52891562	0	0	0	0	1.174212459	222.7720521					222772	6.01				#REF!		
0	130.194311	424.4291735	1.288678056	0	0.03665545	1.325333506	22.03014467	14136.60799	14136608	34.65							2	49.546%	17.16757154	
0	0	0.138678776	0.001062129	0	0	0.001062129	0.001642843	10.01314116			10013	48.01					3	0.580%		0.278288403
0	0	0	0	0	0	0	0	0										#REF!		
0	3.191121304	8.134669416	0.03032223	0	0.001422404	0.031744634	0.44347449	338.6026564										#REF!		
0	15.67070115	50.72395079	0.118299601	0	0.003718295	0.122017896	1.63580039	1301.498194	1301498	28.63							2	3.769%	1.079004279	
0	0	8.62121E-05	1.26747E-06	0	0	1.26747E-06	1.15668E-06	0.011949016			12	28.33					3	0.000%		0.000115603
0	0	0	0	0	0	0	0	0										#REF!		
0	0.068074286	0.177853565	0.000672342	0	3.34847E-05	0.000705827	0.009912344	7.528669671										#REF!		
0	89.62814177	285.6823523	0.883755156	0	0.025885538	0.909640694	12.48881249	9702.640019	9702640	28.51							2	27.976%	7.974697878	
0	0	0.179574585	0.00294151	0	0	0.00294151	0.003553005	27.73085263			27731	37.49					3	1.254%		0.470004254
0	0	0	0	0	0	0	0	0										#REF!		
0	0.846896566	2.152779301	0.008004228	0	0.000444862	0.00844909	0.118179148	90.12181938										#REF!		
1.890769069	23.9865092	37.82310255	0.120680405	0.000555613	0.001836139	0.123072157	0.821382042	1312.743417	1312743	12.61							2	1.675%	0.21127283	
0.333905081	0	3.95549989	0.068169381	0.000430798	0	0.068600178	2.580634777	646.7227518			646723	18.24					3	14.223%		2.594520911
0	0	0	0	0	0	0	0	0										#REF!		
0.255411528	3.140269767	4.766699732	0.017504182	8.72287E-05	0.000240703	0.017832114	0.105794004	190.2054171	190205	11.21							2	0.216%	0.024189802	
0.150701623	0	1.706103063	0.035870942	0.000311531	0	0.036182473	1.183660223	341.1074013			341107	15.51					3	6.379%		0.989622725
0	0	0	0	0	0	0	0	0										#REF!		
0	12.30939445	62.79744571	0.008481249	0	0.000661305	0.009142554	0.040746319	97.5186224	97519	41.96							2	0.414%	0.173629793	
0	57.93488939	180.8285999	0.620789593	0	0.019013772	0.639803365	7.088922446	6824.432737	6824433	23.28							2	16.072%	3.742094035	
0	0	0.481111484	0.007706741	0	0	0.007706741	0.006870243	72.65468988			72655	27.67					3	2.424%		0.670739551
0	0	0	0	0	0	0	0	0										#REF!		
0	0.527153041	1.321850192	0.004870632	0	0.000338188	0.00520882	0.072002099	55.55963648										#REF!		
0	0.016580168	0.180243461	0.011158354	0	1.83559E-06	0.01116019	0.027383735	119.0396445	119040	4.64							2	0.056%	0.002589565	
0	0	0.098478453	0.003365063	0	0	0.003365063	0.060162498	31.72386416			31724	9.70					3	0.371%		0.036020439
0.596057315	3.189077701	4.520347806	0.031646768	0.000199995	0.000324755	0.032171518	0.092217472	343.155992	343156	5.42							2	0.188%	0.010187507	
2.323688452	0	2.962168505	0.123930721	0.006079129	0	0.13000985	2.719205295	1226.447919			1226448	9.23					3	13.647%		1.259592691
0	0	0	0	0	0	0	0	0										#REF!		
0.194569694	0	0.664163802	0	0	0	0	0.199962076	22.16591119					22166	7.72				#REF!		
0.057081617	0.735092779	1.082362434	0.005580458	3.55588E-05	5.88371E-05	0.005674854	0.015951023	60.53056625	60531	5.31							2	0.033%	0.001727967	
0.179874643	0	0.311983769	0.009931555	0.000291016	0	0.010222571	0.178935233	96.43462605			96435	7.85					3	0.913%		0.071681399
0	0	0	0	0	0	0	0	0										#REF!		
0.008836239	0	0.155554837	0	0	0	0	0.058446112	5.535533568					5536	9.04				#REF!		
0.588424324	0.232586302	0.968211069	0.00305766	0.00017932	1.51513E-05	0.003252131	0.016822371	34.68870496	34689	9.78							2	0.034%	0.003353663	
0.100079674	0	0.153763077	0.003965765	0.000352782	0	0.004318546	0.068338606	40.7390063			40739	8.34					3	0.410%		0.034157056
0	0	0	0	0	0	0	0	0										#REF!		
0.16048438	0	1.759368877	0	0	0	0	0.138772745	25.58778211					25588	4.64				#REF!		
0	0.073790827	0.187168615	0.002532296	0	6.38892E-06	0.002538685	0.010278427	27.07876788	27079	7.65							2	0.021%	0.001603827	

CO_IDLEX	CO_STREX	CO_TOTEX	SOx_RUNEX	SOx_IDLEX	SOx_STREX	SOx_TOTEX	NH3_RUNEX	Fuel Consumption	Gallons	MPG	Gallons	MPG	Gallons	MPG	kwh	kwh/mi	vmt col	% of annual VMT by fuel	Gasoline	Diesel
0	0	0.013456759	0.001938765	0	0	0.001938765	0.040396551	18.27755048			18278	9.11					3	0.201%		0.018302986
0	0	0	0	0	0	0	0	0										#REF!		
0	0	31.96268832	0	0	0	0	0.634733897	142.6498321					142650	4.16				#REF!		
0	0.004894052	0.18376566	0.000113006	0	4.91484E-07	0.000113498	0.000282349	1.210619547	1211	4.70							2	0.001%	2.7052E-05	
37.49269014	0	40.06152103	0.702732518	0.047621127	0	0.750353645	12.16384728	7078.461111			7078461	7.12					3	60.773%		4.324927971
0	0	0	0	0	0	0	0	0										#REF!		
1.637912445	0	12.19839175	0	0	0	0	1.174183367	220.6856593					220686	6.04				#REF!		
0	125.9136801	414.872222	1.276393291	0	0.036194386	1.312587677	22.16993371	14000.65521	14000655	34.99							2	49.517%	17.32586187	
0	0	0.121021314	0.000955083	0	0	0.000955083	0.001502164	9.0039691			9004	48.82					3	0.530%		0.258921559
0	0	0	0	0	0	0	0	0										#REF!		
0	3.245245176	8.193727693	0.030352472	0	0.001436368	0.03178884	0.445076242	339.0741748										#REF!		
0	14.41768814	46.89246654	0.115628959	0	0.003610285	0.119239244	1.627803021	1271.859835	1271860	28.99							2	3.726%	1.08017288	
0	0	8.4795E-05	1.29758E-06	0	0	1.29758E-06	1.19064E-06	0.012232808			12	28.48					3	0.000%		0.000119729
0	0	0	0	0	0	0	0	0										#REF!		
0	0.074301252	0.192216018	0.000722295	0	3.64961E-05	0.000758791	0.01065112	8.093608938										#REF!		
0	88.06168216	282.1479745	0.879442028	0	0.025760611	0.905202639	12.61075239	9655.301707	9655302	28.80							2	28.112%	8.097469414	
0	0	0.180453817	0.002930215	0	0	0.002930215	0.003575214	27.62436619			27624	37.87					3	1.262%		0.478056416
0	0	0	0	0	0	0	0	0										#REF!		
0	0.894611529	2.251675185	0.008318544	0	0.000468049	0.008786593	0.122846166	93.72178927										#REF!		
1.84040208	23.39178392	36.47989507	0.115343642	0.000538021	0.001779053	0.117660716	0.790484649	1255.022534	1255023	12.70							2	1.611%	0.204536393	
0.324713965	0	3.647258217	0.065313287	0.000416346	0	0.065729633	2.508936012	619.6609127			619661	18.30					3	13.683%		2.504361425
0	0	0	0	0	0	0	0	0										#REF!		
0.246729666	3.04599531	4.596636332	0.01660961	8.38211E-05	0.000231499	0.01692493	0.101233256	180.5289769	180529	11.30							2	0.206%	0.023320332	
0.147940031	0	1.628858666	0.034564047	0.000304516	0	0.034868563	1.151471419	328.7206204			328721	15.57					3	6.177%		0.961980378
0	0	0	0	0	0	0	0	0										#REF!		
0	12.35396576	62.23494192	0.008478973	0	0.000656446	0.009135419	0.040850563	97.44252309	97443	42.02							2	0.414%	0.173900565	
0	56.49890676	177.0987954	0.615289712	0	0.018831389	0.634121102	7.146326975	6763.823142	6763823	23.54							2	16.096%	3.789650071	
0	0	0.458634904	0.007457197	0	0	0.007457197	0.006733182	70.30213143			70302	28.03					3	2.377%		0.666253612
0	0	0	0	0	0	0	0	0										#REF!		
0	0.55658242	1.382188857	0.005060529	0	0.000355486	0.005416016	0.074817387	57.76967824										#REF!		
0	0.015904249	0.161644913	0.0109454	0	1.78051E-06	0.010947181	0.026866633	116.7675908	116768	4.64							2	0.055%	0.002539448	
0	0	0.094113528	0.003339151	0	0	0.003339151	0.06086098	31.47958465			31480	9.70					3	0.368%		0.035752501
0.572063407	2.992352653	4.202997776	0.029792264	0.000190549	0.000308574	0.030291387	0.087417106	323.1016661	323102	5.45							2	0.178%	0.009716031	
2.27827595	0	2.884276237	0.120521989	0.005908108	0	0.126430097	2.664726362	1192.678319			1192678	9.29					3	13.365%		1.241415455
0	0	0	0	0	0	0	0	0										#REF!		
0.195907031	0	0.658760184	0	0	0	0	0.197511533	21.88338495					21883	7.72				#REF!		
0.054811537	0.704415517	1.028283799	0.005178094	3.40256E-05	5.63127E-05	0.005268432	0.014895383	56.19548866	56195	5.34							2	0.030%	0.001621949	
0.179418004	0	0.306057287	0.009916942	0.000287187	0	0.010204128	0.179883934	96.26064502			96261	7.90					3	0.917%		0.072436373
0	0	0	0	0	0	0	0	0										#REF!		
0.009112342	0	0.157379185	0	0	0	0	0.059140919	5.571843847					5572	9.08				#REF!		
0.577775395	0.222579859	0.897311708	0.002986065	0.000175522	1.47395E-05	0.003176326	0.016486801	33.88013716	33880	9.81							2	0.034%	0.003295815	
0.100034265	0	0.148173365	0.003804293	0.000338474	0	0.004142768	0.067671833	39.08079738			39081	8.38					3	0.395%		0.033104872
0	0	0	0	0	0	0	0	0										#REF!		
0.162564444	0	1.720158645	0	0	0	0	0.137047528	25.21770734					25218	4.65				#REF!		
0	0.067182825	0.174776825	0.002196579	0	5.49991E-06	0.002202079	0.009570662	23.4883717	23488	8.21							2	0.020%	0.001602014	
0	0	0.009913661	0.00143466	0	0	0.00143466	0.03057407	13.52513905			13525	9.32					3	0.152%		0.014177844
0	0	0	0	0	0	0	0	0										#REF!		
0	0	25.72628799	0	0	0	0	0.517529426	115.2510081					115251	4.20				#REF!		
0	0.004570723	0.177977194	0.000107412	0	4.62661E-07	0.000107875	0.000271159	1.150642349	1151	4.75							2	0.001%	2.62286E-05	
38.13654281	0	40.70164461	0.708033831	0.048024139	0	0.756057971	12.38207075	7132.272868			7132273	7.19					3	61.848%		4.444241296
0	0	0	0	0	0	0	0	0										#REF!		
1.638593766	0	11.86511069	0	0	0	0	1.169703867	218.090968					218091	6.07				#REF!		
0	121.9927285	406.6341634	1.266463101	0	0.035800177	1.302263279	22.29187244	13890.5305	13890530	35.29							2	49.503%	17.46806405	
0	0	0.106171309	0.000866622	0	0	0.000866622	0.001386645	8.170007921			8170	49.67					3	0.490%		0.243217763
0	0	0	0	0	0	0	0	0										#REF!		
0	3.292007198	8.245571572	0.030373711	0	0.001447589	0.0318213	0.446074065	339.4204083										#REF!		
0	13.2437097	43.37900285	0.113212571	0	0.003509563	0.116722135	1.620202364	1245.011204	1245011	29.32							2	3.687%	1.081101328	
0	0	6.52081E-05	1.29564E-06	0	0	1.29564E-06	1.19773E-06	0.012214502			12	28.70					3	0.000%		0.000121374
0	0	0	0	0	0	0	0	0										#REF!		
0	0.08030184	0.205876904	0.000769077	0	3.93966E-05	0.000808473	0.011336166	8.623542504										#REF!		
0	86.69741125	279.2609563	0.875682818	0	0.025649969	0.901332787	12.71387909	9614.024115	9614024	29.07							2	28.225%	8.204687941	
0	0	0.181892397	0.002922207	0	0	0.002922207	0.003597486	27.54887218			27549	38.21					3	1.270%		0.485491508
0	0	0	0	0	0	0	0	0										#REF!		
0	0.939110234	2.34342277	0.008605794	0	0.000489566	0.009095359	0.127033762	97.01522627										#REF!		
1.792730689	22.69430917	35.06732061	0.11042249	0.0005217	0.001722734	0.112666924	0.761762565	1201.75649	1201756	12.78							2	1.551%	0.198193344	
0.31569089	0	3.36820636	0.062615489	0.000402363	0	0.063017853	2.438714548	594.0958194			594096	18.37					3	13.171%		2.419710167
0	0	0	0	0	0	0	0	0										#REF!		
0.238189976	2.94968013	4.428235015	0.015769336	8.05089E-05	0.000222481	0.016072326	0.096938161	171.434717	171435	11.40							2	0.197%	0.022498682	
0.145161622	0	1.556378639	0.033311494	0.000297534	0	0.033609028	1.119714514	316.8464529			316846	15.64					3	5.981%		0.935539723
0	0	0	0	0	0	0	0	0										#REF!		

CO_IDLEX	CO_STREX	CO_TOTEX	SOx_RUNEX	SOx_IDLEX	SOx_STREX	SOx_TOTEX	NH3_RUNEX	Fuel Consumption	Gallons	MPG	Gallons	MPG	Gallons	MPG	kwh	kwh/mi	vmt col	% of annual VMT by fuel	Gasoline	Diesel
0	12.40038616	61.74964805	0.008478643	0	0.000652037	0.009130679	0.040946663	97.39196233	97392	42.07							2	0.414%	0.174091923	
0	55.30514501	174.1679922	0.610685074	0	0.018677823	0.629362897	7.19858642	6713.069975	6713070	23.77							2	16.119%	3.83227531	
0	0	0.439333512	0.007232402	0	0	0.007232402	0.006610576	68.18289962			68183	28.37					3	2.334%		0.662354259
0	0	0	0	0	0	0	0	0										#REF!		
0	0.584260177	1.438627371	0.005235465	0	0.00037169	0.005607155	0.077364358	59.80845835										#REF!		
0	0.015348175	0.147572071	0.010762602	0	1.73343E-06	0.010764335	0.026426793	114.8172821	114817	4.64							2	0.054%	0.002496594	
0	0	0.090002247	0.003312396	0	0	0.003312396	0.061498082	31.22735117			31227	9.70					3	0.366%		0.035468929
0.549229133	2.814557189	3.925938524	0.028079666	0.000181658	0.000293465	0.028554789	0.082955316	304.5783231	304578	5.49							2	0.169%	0.009273758	
2.230634199	0	2.809699199	0.117350693	0.005734289	0	0.123084982	2.614098638	1161.122176			1161122	9.35					3	13.100%		1.224683978
0	0	0	0	0	0	0	0	0										#REF!		
0.19657383	0	0.652413271	0	0	0	0	0.1949429	21.58127594					21581	7.73				#REF!		
0.052660627	0.672763761	0.973357899	0.004820374	3.25715E-05	5.38775E-05	0.004906823	0.013951479	52.33840168	52338	5.37							2	0.028%	0.001526463	
0.178920541	0	0.300632614	0.009906833	0.000283269	0	0.010190102	0.180840405	96.12833078			96128	7.94					3	0.921%		0.073131516
0	0	0	0	0	0	0	0	0										#REF!		
0.009362652	0	0.159080375	0	0	0	0	0.059804135	5.608363442					5608	9.13				#REF!		
0.564269698	0.214709818	0.853018139	0.002900489	0.000170787	1.43071E-05	0.003085583	0.016080214	32.91222256	32912	9.85							2	0.033%	0.003224725	
0.099847514	0	0.142950498	0.003649283	0.000324694	0	0.003973977	0.066869041	37.48851054			37489	8.42					3	0.381%		0.032073731
0	0	0	0	0	0	0	0	0										#REF!		
0.164308932	0	1.676290601	0	0	0	0	0.13499994	24.78486904					24785	4.66				#REF!		
0	0.066579361	0.175842511	0.002146974	0	5.28518E-06	0.00215226	0.009569086	22.95697594	22957	8.40							2	0.019%	0.001637165	
0	0	0.009363226	0.001323787	0	0	0.001323787	0.02779655	12.47989377			12480	9.18					3	0.138%		0.01270387
0	0	0	0	0	0	0	0	0										#REF!		
0	0	23.51750894	0	0	0	0	0.471229877	105.1463655					105146	4.19				#REF!		
0	0.004414935	0.171860073	0.000102239	0	4.39654E-07	0.000102679	0.000260424	1.095216047	1095	4.79							2	0.001%	2.53916E-05	
38.84146973	0	41.40922335	0.715330375	0.048557272	0	0.763887646	12.61772585	7206.134112			7206134	7.24					3	62.904%		4.556907571
0	0	0	0	0	0	0	0	0										#REF!		
1.639315833	0	11.54597533	0	0	0	0	1.164554925	215.4558337					215456	6.10				#REF!		
0	118.7340651	399.7967895	1.258489747	0	0.035486268	1.293976015	22.40024671	13802.13478	13802135	35.55							2	49.502%	17.59729464	
0	0	0.094037156	0.000796065	0	0	0.000796065	0.001294615	7.50483822			7505	50.48					3	0.457%		0.230458014
0	0	0	0	0	0	0	0	0										#REF!		
0	3.332293434	8.283353299	0.030358201	0	0.001456582	0.031814783	0.44660481	339.3508965										#REF!		
0	12.28239022	40.5017566	0.111109924	0	0.003423255	0.114533179	1.614395053	1221.662813	1221663	29.63							2	3.653%	1.082388531	
0	0	6.64016E-05	1.32369E-06	0	0	1.32369E-06	1.22854E-06	0.012478996			12	28.81					3	0.000%		0.000124811
0	0	0	0	0	0	0	0	0										#REF!		
0	0.086061717	0.218596166	0.000811816	0	4.21792E-05	0.000853995	0.011968416	9.109101408										#REF!		
0	85.55766124	276.8237958	0.872274344	0	0.025556747	0.897831091	12.80133007	9576.67344	9576673	29.31							2	28.317%	8.29874259	
0	0	0.182975817	0.002918279	0	0	0.002918279	0.003619883	27.51184754			27512	38.50					3	1.276%		0.49149732
0	0	0	0	0	0	0	0	0										#REF!		
0	0.980124896	2.425051644	0.00885522	0	0.000509287	0.009364507	0.130738829	99.88607905										#REF!		
1.747722834	22.05454187	33.81138769	0.106037105	0.00050646	0.001669618	0.108213183	0.735665921	1154.250864	1154251	12.85							2	1.496%	0.192260213	
0.306393707	0	3.1023684	0.060092061	0.000388121	0	0.060480182	2.372051776	570.172133			570172	18.43					3	12.665%		2.334675294
0	0	0	0	0	0	0	0	0										#REF!		
0.230278989	2.863889915	4.284134469	0.015028746	7.74539E-05	0.000214209	0.015320409	0.093095283	163.4144311	163414	11.48							2	0.189%	0.021746697	
0.14215914	0	1.48389571	0.032123511	0.000290158	0	0.03241367	1.08936928	305.5773085			305577	15.70					3	5.783%		0.908179901
0	0	0	0	0	0	0	0	0										#REF!		
0	12.4577437	61.33225724	0.008478871	0	0.000648777	0.009127648	0.041040074	97.35963584	97360	42.12							2	0.414%	0.174263596	
0	54.1637496	171.373681	0.606660921	0	0.018543666	0.625204587	7.245008671	6668.715559	6668716	23.99							2	16.138%	3.870783109	
0	0	0.420576567	0.007036326	0	0	0.007036326	0.006503863	66.3344031			66334	28.69					3	2.293%		0.658045419
0	0	0	0	0	0	0	0	0										#REF!		
0	0.610456711	1.490324901	0.005392118	0	0.000387026	0.005779144	0.079687459	61.64297188										#REF!		
0	0.014843664	0.135562837	0.01060718	0	1.69206E-06	0.010608872	0.026049199	113.1590356	113159	4.64							2	0.053%	0.002458826	
0	0	0.085859794	0.003284287	0	0	0.003284287	0.062057869	30.96235713			30962	9.70					3	0.362%		0.035102156
0.527140008	2.645459289	3.668468589	0.0265158	0.00017312	0.000278996	0.026967917	0.078840838	287.652024	287652	5.53							2	0.160%	0.008860605	
2.184058871	0	2.73978496	0.114551742	0.005566216	0	0.120117958	2.569400357	1133.132761			1133133	9.41					3	12.844%		1.208229125
0	0	0	0	0	0	0	0	0										#REF!		
0.196830257	0	0.646324699	0	0	0	0	0.192582702	21.29860626					21299	7.74				#REF!		
0.050832883	0.64728754	0.930249175	0.004510788	3.13422E-05	5.1846E-05	0.004593976	0.013130664	49.0014338	49001	5.40							2	0.027%	0.001442756	
0.178638345	0	0.295268137	0.009898659	0.000279731	0	0.01017839	0.181822948	96.01784543			96018	7.98					3	0.923%		0.073697654
0	0	0	0	0	0	0	0	0										#REF!		
0.00960418	0	0.160481294	0	0	0	0	0.060335533	5.634936111					5635	9.16				#REF!		
0.547930912	0.209301486	0.82885651	0.002798854	0.000165134	1.38577E-05	0.002977846	0.01558981	31.7630559	31763	9.89							2	0.032%	0.003137529	
0.099522294	0	0.138009194	0.003500904	0.000311304	0	0.003812207	0.065968004	35.96245637			35962	8.46					3	0.367%		0.031031378
0	0	0	0	0	0	0	0	0										#REF!		
0.165695956	0	1.628019134	0	0	0	0	0.1326401	24.29077369					24291	4.67				#REF!		
0	0.060885016	0.166761597	0.001865578	0	4.53621E-06	0.001870114	0.009039279	19.94748559	19947	9.14							2	0.018%	0.001679608	
0	0	0.00881092	0.001212958	0	0	0.001212958	0.025171399	11.43506561			11435	9.08					3	0.125%		0.011352878
0	0	0	0	0	0	0	0	0										#REF!		
0	0	19.07166886	0	0	0	0	0.385914203	83.28983457					83290	4.33				#REF!		
0	0.004275591	0.16545961	9.74589E-05	0	4.19968E-07	9.78789E-05	0.000250209	1.044020259	1044	4.83							2	0.001%	2.45614E-05	
39.61098072	0	42.19936041	0.724077008	0.049217908	0	0.773294916	12.86953896	7294.877588			7294878	7.30					3	63.931%		4.664463593

CO_IDLEX	CO_STREX	CO_TOTEX	SOx_RUNEX	SOx_IDLEX	SOx_STREX	SOx_TOTEX	NH3_RUNEX	Fuel Consumption	Gallons	MPG	Gallons	MPG	Gallons	MPG	kwh	kwh/mi	vmt col	% of annual VMT by fuel	Gasoline	Diesel
0	0	0	0	0	0	0	0	0										#REF!		
1.638285106	0	11.19099181	0	0	0	0	1.158274004	212.3040931					212304	6.14				#REF!		
0	115.8774763	394.384257	1.252153914	0	0.035238559	1.287392473	22.49546597	13731.91174	13731912	35.78							2	49.512%	17.71357472	
0	0	0.084732004	0.000740551	0	0	0.000740551	0.001222855	6.981488255			6981	51.26					3	0.430%		0.220330117
0	0	0	0	0	0	0	0	0										#REF!		
0	3.367177546	8.321316737	0.030360887	0	0.001463903	0.03182479	0.446807406	339.4576406										#REF!		
0	11.4509038	38.0749877	0.109227289	0	0.003345672	0.11257296	1.60863606	1200.754229	1200754	29.92							2	3.621%	1.083386836	
0	0	6.7616E-05	1.34805E-06	0	0	1.34805E-06	1.25602E-06	0.012708627			13	28.92					3	0.000%		0.000127692
0	0	0	0	0	0	0	0	0										#REF!		
0	0.091570828	0.230723532	0.000851957	0	4.48392E-05	0.000896796	0.012549229	9.565630941										#REF!		
0	84.49983201	274.784798	0.869323698	0	0.025480207	0.894803906	12.87603618	9544.384105	9544384	29.52							2	28.392%	8.380367452	
0	0	0.184634248	0.002916267	0	0	0.002916267	0.003641839	27.49287638			27493	38.76					3	1.280%		0.496241684
0	0	0	0	0	0	0	0	0										#REF!		
0	1.017669684	2.500654151	0.009083534	0	0.000527238	0.009610772	0.133989324	102.5128473										#REF!		
1.702867341	21.38068957	32.47665563	0.101753427	0.00049138	0.001616223	0.103861031	0.711322468	1107.828843	1107829	12.94							2	1.445%	0.187075724	
0.297432496	0	2.858105788	0.057689141	0.000374516	0	0.058063658	2.308534363	547.3905406			547391	18.52					3	12.177%		2.255004566
0	0	0	0	0	0	0	0	0										#REF!		
0.222691554	2.783113197	4.149571845	0.014320594	7.45364E-05	0.000206316	0.014601446	0.089576744	155.745643	155746	11.59							2	0.182%	0.021102392	
0.139039268	0	1.408999244	0.030955142	0.000282625	0	0.031237767	1.060269788	294.4915766			294492	15.79					3	5.584%		0.881599799
0	0	0	0	0	0	0	0	0										#REF!		
0	12.51560158	60.993878	0.008479284	0	0.000645695	0.009124979	0.041123995	97.33116134	97331	42.16							2	0.414%	0.174374958	
0	53.17058705	169.1555118	0.603258115	0	0.01843513	0.621693245	7.285841611	6631.261993	6631262	24.17							2	16.155%	3.904865696	
0	0	0.405603213	0.006861489	0	0	0.006861489	0.006410334	64.68614309			64686	29.00					3	2.253%		0.653464388
0	0	0	0	0	0	0	0	0										#REF!		
0	0.634852842	1.539006517	0.005537907	0	0.000401255	0.005939163	0.08176159	63.34979975										#REF!		
0	0.014416459	0.125857836	0.010467574	0	1.65613E-06	0.010469231	0.025717511	111.6695592	111670	4.64							2	0.052%	0.00242594	
0	0	0.081653816	0.003253515	0	0	0.003253515	0.06256003	30.67225589			30672	9.71					3	0.358%		0.034701057
0.506474335	2.497792639	3.445459723	0.025093373	0.000165185	0.000265701	0.025524259	0.075096252	272.2533154	272253	5.56							2	0.153%	0.008484386	
2.140193883	0	2.674292388	0.112006442	0.005408776	0	0.117415217	2.529911887	1107.636453			1107636	9.47					3	12.596%		1.192467198
0	0	0	0	0	0	0	0	0										#REF!		
0.196379218	0	0.636697151	0	0	0	0	0.190021834	20.95660054					20957	7.76				#REF!		
0.049064651	0.619155393	0.884283702	0.004237651	3.01472E-05	4.98049E-05	0.004317603	0.012404647	46.05351165	46054	5.43							2	0.025%	0.001368558	
0.178308382	0	0.289538796	0.009890977	0.000276279	0	0.010167256	0.182822015	95.91280507			95913	8.02					3	0.924%		0.074128998
0	0	0	0	0	0	0	0	0										#REF!		
0.00983272	0	0.161809484	0	0	0	0	0.06079726	5.659107725					5659	9.19				#REF!		
0.529005423	0.2024808	0.800312976	0.002682601	0.00015865	1.33325E-05	0.002854584	0.015022414	30.44828847	30448	9.95							2	0.031%	0.003035803	
0.099007211	0	0.133160499	0.003357214	0.000298251	0	0.003655465	0.064995973	34.48382834			34484	8.51					3	0.352%		0.02996941
0	0	0	0	0	0	0	0	0										#REF!		
0.166541879	0	1.577199027	0	0	0	0	0.130044108	23.74913871					23749	4.69				#REF!		
0	0.057933483	0.16187394	0.001714256	0	4.12134E-06	0.001718377	0.008832591	18.32898647	18329	9.71							2	0.018%	0.001743391	
0	0	0.00825252	0.001119412	0	0	0.001119412	0.02313281	10.55317124			10553	9.04					3	0.115%		0.010356755
0	0	0	0	0	0	0	0	0										#REF!		
0	0	15.4163716	0	0	0	0	0.315108631	68.51773615					68518	4.30				#REF!		
0	0.004141248	0.159218317	9.30051E-05	0	4.02119E-07	9.34073E-05	0.000240471	0.996324079	996	4.87							2	0.000%	2.3745E-05	
40.44368993	0	43.04957226	0.734503572	0.049994209	0	0.784497781	13.13687449	7400.559815			7400560	7.34					3	64.933%		4.765252595
0	0	0	0	0	0	0	0	0										#REF!		
1.636903784	0	10.90643362	0	0	0	0	1.151904099	209.6624162					209662	6.16				#REF!		
0	113.3814764	389.474508	1.247500581	0	0.035048223	1.282548804	22.58035458	13680.24697	13680247	35.97							2	49.530%	17.81390763	
0	0	0.0773177	0.000697849	0	0	0.000697849	0.001167801	6.578919841			6579	51.95					3	0.409%		0.212242149
0	0	0	0	0	0	0	0	0										#REF!		
0	3.397399502	8.346423538	0.030329341	0	0.001469944	0.031799285	0.446808412	339.1855923										#REF!		
0	10.72627901	35.92985685	0.107573725	0	0.003276978	0.110850703	1.603445386	1182.383851	1182384	30.18							2	3.593%	1.08439918	
0	0	6.86281E-05	1.37022E-06	0	0	1.37022E-06	1.28067E-06	0.012917606			13	29.01					3	0.000%		0.00013
0	0	0	0	0	0	0	0	0										#REF!		
0	0.096813741	0.241819895	0.000887885	0	4.73692E-05	0.000935254	0.013080525	9.975841895										#REF!		
0	83.64761248	272.9218653	0.86708638	0	0.025429321	0.892515701	12.94320782	9519.977077	9519977	29.70							2	28.459%	8.451282799	
0	0	0.185776739	0.002917056	0	0	0.002917056	0.003662702	27.50031539			27500	38.98					3	1.281%		0.499475763
0	0	0	0	0	0	0	0	0										#REF!		
0	1.051769906	2.565817989	0.0092742	0	0.000543461	0.009817661	0.136822443	104.7196188										#REF!		
1.66102497	20.75627304	31.27122661	0.098096425	0.000477479	0.001566326	0.10014023	0.689104033	1068.141093	1068141	13.01							2	1.398%	0.181880741	
0.288817316	0	2.645373826	0.055536415	0.000361557	0	0.055897972	2.24897301	526.9737068			526974	18.58					3	11.708%		2.175571794
0	0	0	0	0	0	0	0	0										#REF!		
0.21553431	2.703423908	4.015367792	0.013710009	7.1791E-05	0.00019884	0.01398064	0.086369064	149.1238435	149124	11.68							2	0.175%	0.020465158	
0.135950418	0	1.341718475	0.029903136	0.000275172	0	0.030178309	1.033062712	284.5036172			284504	15.85					3	5.390%		0.854243807
0	0	0	0	0	0	0	0	0										#REF!		
0	12.57459059	60.66272562	0.008479455	0	0.000642954	0.009122409	0.041202468	97.30374861	97304	42.20							2	0.413%	0.174454497	
0	51.95799475	166.1579716	0.600210895	0	0.018329401	0.618540296	7.318377206	6597.631204	6597631	24.34							2	16.164%	3.933906842	
0	0	0.391135768	0.006711291	0	0	0.006711291	0.006328928	63.27016808			63270	29.27					3	2.214%		0.648201809
0	0	0	0	0	0	0	0	0										#REF!		
0	0.657469773	1.581910787	0.005662453	0	0.00041441	0.006076863	0.083608187	64.81857554										#REF!		

CO_IDLEX	CO_STREX	CO_TOTEX	SOx_RUNEX	SOx_IDLEX	SOx_STREX	SOx_TOTEX	NH3_RUNEX	Fuel Consumption	Gallons	MPG	Gallons	MPG	Gallons	MPG	kwh	kwh/mi	vmt col	% of annual VMT by fuel	Gasoline	Diesel
0	0.014004449	0.116661494	0.010344631	0	1.6232E-06	0.010346254	0.025418424	110.357835	110358	4.64							2	0.052%	0.002395189	
0	0	0.077758435	0.003225828	0	0	0.003225828	0.063015495	30.41123635			30411	9.70					3	0.353%		0.034230627
0.486892307	2.361446753	3.241803552	0.023817519	0.000157711	0.000253221	0.024228451	0.071691424	258.431638	258432	5.59							2	0.145%	0.008136441	
2.100051101	0	2.617146383	0.109839102	0.005264542	0	0.115103644	2.496587815	1085.830228			1085830	9.52					3	12.363%		1.177303962
0	0	0	0	0	0	0	0	0										#REF!		
0.195567598	0	0.629181314	0	0	0	0	0.187493649	20.64768276					20648	7.77				#REF!		
0.047424495	0.589250228	0.836767038	0.00399904	2.90374E-05	4.78509E-05	0.004075928	0.011768026	43.47570015	43476	5.46							2	0.024%	0.001303186	
0.178086205	0	0.284386864	0.009887237	0.000273212	0	0.01016045	0.183806114	95.84860056			95849	8.06					3	0.923%		0.074417853
0	0	0	0	0	0	0	0	0										#REF!		
0.010050343	0	0.162884093	0	0	0	0	0.061182545	5.678524247					5679	9.22				#REF!		
0.507769069	0.194566591	0.768315513	0.002555882	0.000151425	1.27442E-05	0.002720051	0.014400149	29.01329644	29013	10.01							2	0.029%	0.002924036	
0.098232785	0	0.128316093	0.003218321	0.000285521	0	0.003503842	0.063929063	33.05349022			33053	8.55					3	0.338%		0.028897622
0	0	0	0	0	0	0	0	0										#REF!		
0.166735359	0	1.520636098	0	0	0	0	0.127045952	23.12235846					23122	4.70				#REF!		
0	0.052377935	0.152064621	0.001450504	0	3.43305E-06	0.001453937	0.008389591	15.50834761	15508	10.91							2	0.017%	0.001856786	
0	0	0.006730324	0.000867138	0	0	0.000867138	0.01765206	8.174877028			8175	8.90					3	0.087%		0.007748835
0	0	0	0	0	0	0	0	0										#REF!		
0	0	12.27944947	0	0	0	0	0.251111435	55.08446458					55084	4.26				#REF!		
0	0.003984222	0.153109148	8.88084E-05	0	3.83806E-07	8.91922E-05	0.000231104	0.951364178	951	4.90							2	0.000%	2.29397E-05	
41.34532934	0	43.97451331	0.746319476	0.050886225	0	0.797205702	13.4205011	7520.439987			7520440	7.38					3	65.896%		4.859957544
0	0	0	0	0	0	0	0	0										#REF!		
1.635229366	0	10.64907344	0	0	0	0	1.145486711	207.0940492					207094	6.18				#REF!		
0	111.0717562	385.0896352	1.244099953	0	0.034901716	1.279001668	22.65564945	13642.41161	13642412	36.13							2	49.552%	17.90072861	
0	0	0.071194019	0.000664244	0	0	0.000664244	0.001124981	6.262107461			6262	52.57					3	0.391%		0.205626055
0	0	0	0	0	0	0	0	0										#REF!		
0	3.423884429	8.367935316	0.030298688	0	0.001475139	0.031773827	0.446717572	338.9140475										#REF!		
0	10.13998269	34.20174067	0.106156606	0	0.003219024	0.10937563	1.599486859	1166.650052	1166650	30.42							2	3.568%	1.085539423	
0	0	6.96363E-05	1.39023E-06	0	0	1.39023E-06	1.30285E-06	0.013106281			13	29.09					3	0.000%		0.000131771
0	0	0	0	0	0	0	0	0										#REF!		
0	0.101777596	0.252107678	0.000920561	0	4.97631E-05	0.000970324	0.013563897	10.34991413										#REF!		
0	82.88518815	271.1874409	0.865337729	0	0.025395116	0.890732845	13.00280985	9500.960329	9500960	29.85							2	28.516%	8.512476975	
0	0	0.186815781	0.002918561	0	0	0.002918561	0.003681507	27.51450332			27515	39.16					3	1.280%		0.501184536
0	0	0	0	0	0	0	0	0										#REF!		
0	1.082654355	2.623698069	0.009439896	0	0.000558109	0.009998005	0.139286536	106.6432555										#REF!		
1.615598948	20.12700906	30.11056408	0.094560655	0.000462574	0.001514382	0.096537611	0.667705065	1029.713928	1029714	13.07							2	1.353%	0.176917732	
0.280440655	0	2.452778945	0.053539575	0.000349082	0	0.053888656	2.192123391	508.0310443			508031	18.64					3	11.253%		2.097942637
0	0	0	0	0	0	0	0	0										#REF!		
0.20873255	2.629863548	3.894948533	0.013156081	6.91973E-05	0.000191814	0.013417092	0.083439601	143.1127857	143113	11.75							2	0.169%	0.019878546	
0.133154089	0	1.283790912	0.028962282	0.000268495	0	0.029230778	1.008011415	275.5708434			275571	15.90					3	5.206%		0.827855897
0	0	0	0	0	0	0	0	0										#REF!		
0	12.61792846	60.36318635	0.008479889	0	0.00064065	0.009120539	0.041270018	97.28379936	97284	42.24							2	0.413%	0.174498679	
0	51.05865361	163.9757783	0.597667693	0	0.018246576	0.615914269	7.346380192	6569.620808	6569621	24.48							2	16.171%	3.959098531	
0	0	0.379137451	0.006584354	0	0	0.006584354	0.00626092	62.07347207			62073	29.52					3	2.177%		0.642507673
0	0	0	0	0	0	0	0	0										#REF!		
0	0.678252563	1.620570765	0.005772201	0	0.000426456	0.006198658	0.085236238	66.11769366										#REF!		
0	0.013637815	0.109027825	0.010231936	0	1.59323E-06	0.010233529	0.025143926	109.1554612	109155	4.64							2	0.051%	0.002366679	
0	0	0.074154764	0.003201036	0	0	0.003201036	0.063456981	30.17750949			30178	9.70					3	0.348%		0.033739596
0.468796841	2.243943261	3.068153315	0.022674139	0.000150869	0.000241917	0.023066926	0.068615504	246.0422853	246042	5.62							2	0.139%	0.007819039	
2.062827773	0	2.564430591	0.107922879	0.005130576	0	0.113053454	2.467861495	1066.489759			1066490	9.58					3	12.135%		1.162231511
0	0	0	0	0	0	0	0	0										#REF!		
0.194357847	0	0.621466186	0	0	0	0	0.18504371	20.34240839					20342	7.79				#REF!		
0.045890346	0.562156921	0.795202659	0.0037905	2.79984E-05	4.60333E-05	0.003864531	0.011209454	41.22084256	41221	5.48							2	0.023%	0.001245577	
0.178157971	0	0.279126367	0.009887085	0.00027088	0	0.010157965	0.184811871	95.82515974			95825	8.09					3	0.921%		0.074542704
0	0	0	0	0	0	0	0	0										#REF!		
0.010245525	0	0.163844482	0	0	0	0	0.061519185	5.695256497					5695	9.24				#REF!		
0.48264903	0.185134573	0.730095265	0.002408542	0.000142948	1.20511E-05	0.002563541	0.013670846	27.34389578	27344	10.08							2	0.028%	0.002792859	
0.097129544	0	0.123480703	0.003084687	0.000273148	0	0.003357835	0.062735572	31.67613846			31676	8.60					3	0.324%		0.027812757
0	0	0	0	0	0	0	0	0										#REF!		
0.166185138	0	1.455172379	0	0	0	0	0.123490951	22.37543853					22375	4.72				#REF!		
0	0.046467793	0.1424357	0.001241135	0	2.71247E-06	0.001243848	0.008057152	13.26744606	13267	12.24							2	0.016%	0.001999376	
0	0	0.005505928	0.000685926	0	0	0.000685926	0.014136781	6.466510182			6467	9.01					3	0.069%		0.006243343
0	0	0	0	0	0	0	0	0										#REF!		
0	0	10.17239846	0	0	0	0	0.206406673	45.60509793					45605	4.23				#REF!		
0	0.003886672	0.147127136	8.49282E-05	0	3.67345E-07	8.52955E-05	0.0002223	0.909800854	910	4.93							2	0.000%	2.21674E-05	
42.32040711	0	44.97897728	0.759554269	0.051895583	0	0.811449852	13.72127348	7654.81218			7654812	7.41					3	66.825%		4.949085709
0	0	0	0	0	0	0	0	0										#REF!		
1.633598649	0	10.42070879	0	0	0	0	1.139162391	204.6332674					204633	6.20				#REF!		
0	109.2196025	381.3228412	1.241396046	0	0.034805315	1.27620136	22.7233124	13612.54226	13612542	36.27							2	49.575%	17.979373	
0	0	0.066203952	0.000638642	0	0	0.000638642	0.001092855	6.020750618			6021	53.12					3	0.377%		0.200247198
0	0	0	0	0	0	0	0	0										#REF!		

CO_IDLEX	CO_STREX	CO_TOTEX	SOx_RUNEX	SOx_IDLEX	SOx_STREX	SOx_TOTEX	NH3_RUNEX	Fuel Consumption	Gallons	MPG	Gallons	MPG	Gallons	MPG	kwh	kwh/mi	vmt col	% of annual VMT by fuel	Gasoline	Diesel
0	3.447328252	8.380120392	0.030243059	0	0.001479804	0.031722864	0.446590204	338.3704466										#REF!		
0	9.632099482	32.65221492	0.104890558	0	0.003168391	0.108058948	1.596124503	1152.605731	1152606	30.64							2	3.547%	1.086905175	
0	0	7.02268E-05	1.40744E-06	0	0	1.40744E-06	1.3224E-06	0.013268545			13	29.17					3	0.000%		0.000133044
0	0	0	0	0	0	0	0	0										#REF!		
0	0.106454679	0.261404504	0.000949305	0	5.20174E-05	0.001001322	0.014001226	10.68055915										#REF!		
0	82.28229187	269.5765908	0.863772032	0	0.025378268	0.8891503	13.05537709	9484.080183	9484080	29.99							2	28.562%	8.566114887	
0	0	0.186888098	0.002919463	0	0	0.002919463	0.003697789	27.52301024			27523	39.32					3	1.276%		0.501511073
0	0	0	0	0	0	0	0	0										#REF!		
0	1.11047085	2.672943667	0.009575183	0	0.000571281	0.010146464	0.141415398	108.2267882										#REF!		
1.573411152	19.68069428	29.40231626	0.091401689	0.000449052	0.001468829	0.09331957	0.648289452	995.3888344	995389	13.13							2	1.312%	0.172315617	
0.272479071	0	2.284449089	0.051697433	0.00033735	0	0.052034782	2.13816515	490.5537935			490554	18.70					3	10.816%		2.023097431
0	0	0	0	0	0	0	0	0										#REF!		
0.202402477	2.564543048	3.793570939	0.012659199	6.68065E-05	0.000185397	0.012911403	0.080771588	137.7188734	137719	11.82							2	0.164%	0.019333179	
0.130473458	0	1.231747609	0.028100257	0.000262158	0	0.028362415	0.984515716	267.3844227			267384	15.95					3	5.028%		0.801959767
0	0	0	0	0	0	0	0	0										#REF!		
0	12.65958376	60.05079919	0.008476677	0	0.000638216	0.009114893	0.04133049	97.22357903	97224	42.29							2	0.413%	0.174570798	
0	50.57413207	162.8558558	0.595503937	0	0.018191022	0.613694959	7.371422165	6545.948646	6545949	24.61							2	16.178%	3.981866825	
0	0	0.367543658	0.006478101	0	0	0.006478101	0.006205715	61.07178223			61072	29.74					3	2.141%		0.636553996
0	0	0	0	0	0	0	0	0										#REF!		
0	0.697354896	1.654225376	0.005863915	0	0.000437515	0.00630143	0.086670356	67.21391064										#REF!		
0	0.013387634	0.103919258	0.010138909	0	1.56989E-06	0.010140478	0.024917044	108.1629407	108163	4.64							2	0.050%	0.002342578	
0	0	0.07073235	0.003177121	0	0	0.003177121	0.063864919	29.95206018			29952	9.70					3	0.342%		0.033211153
0.451647452	2.137437791	2.912082167	0.021645745	0.000144436	0.000231356	0.022021536	0.065828772	234.8916854	234892	5.65							2	0.133%	0.007529105	
2.029743613	0	2.517846378	0.106232082	0.005010086	0	0.111242168	2.443006982	1049.402992			1049403	9.63					3	11.912%		1.147095821
0	0	0	0	0	0	0	0	0										#REF!		
0.193007733	0	0.61379903	0	0	0	0	0.182645282	20.0435266					20044	7.80				#REF!		
0.044566584	0.541732228	0.764156686	0.003615569	2.71091E-05	4.45276E-05	0.003687206	0.010738212	39.32941244	39329	5.50							2	0.022%	0.001196537	
0.178371832	0	0.274526517	0.009893146	0.000269131	0	0.010162277	0.185809573	95.86584408			95866	8.12					3	0.918%		0.07450124
0	0	0	0	0	0	0	0	0										#REF!		
0.010413689	0	0.164587095	0	0	0	0	0.061761642	5.707292241					5707	9.26				#REF!		
0.452007809	0.174107876	0.683929024	0.002231989	0.000132683	1.12165E-05	0.002375889	0.012792922	25.34230589	25342	10.18							2	0.026%	0.00263556	
0.095611434	0	0.118590218	0.002957037	0.000261029	0	0.003218066	0.061391359	30.35762844			30358	8.64					3	0.309%		0.026706932
0	0	0	0	0	0	0	0	0										#REF!		
0.16489848	0	1.383934808	0	0	0	0	0.119537515	21.5407677					21541	4.75				#REF!		
0	0.046564538	0.143909104	0.001261322	0	2.73409E-06	0.001264057	0.008222953	13.48300016	13483	12.29							2	0.017%	0.002046673	
0	0	0.004742569	0.000561885	0	0	0.000561885	0.011598348	5.29712177			5297	9.03					3	0.056%		0.005090056
0	0	0	0	0	0	0	0	0										#REF!		
0	0	8.6892691	0	0	0	0	0.178512107	39.44481884					39445	4.23				#REF!		
0	0.003773765	0.141730689	8.14364E-05	0	3.51439E-07	8.17878E-05	0.000214275	0.87238611	872	4.95							2	0.000%	2.14522E-05	
43.36262781	0	46.05686626	0.774231923	0.053010553	0	0.827242475	14.04032839	7803.791888			7803792	7.43					3	67.727%		5.033323814
0	0	0	0	0	0	0	0	0										#REF!		
1.633387183	0	10.21566666	0	0	0	0	1.133479376	202.3397067					202340	6.22				#REF!		
0	107.6696642	378.4970903	1.239996125	0	0.034741865	1.27473799	22.78583652	13596.93329	13596933	36.37							2	49.603%	18.0428653	
0	0	0.062628145	0.000619452	0	0	0.000619452	0.001068935	5.83983419			5840	53.57					3	0.365%		0.195676215
0	0	0	0	0	0	0	0	0										#REF!		
0	3.468352437	8.398214805	0.030224962	0	0.001484183	0.031709145	0.44654211	338.2241128										#REF!		
0	9.201699916	31.38413717	0.103789454	0	0.003122913	0.106912367	1.592859713	1140.375778	1140376	30.84							2	3.527%	1.087854993	
0	0	7.10639E-05	1.42311E-06	0	0	1.42311E-06	1.33987E-06	0.013416274			13	29.23					3	0.000%		0.000133822
0	0	0	0	0	0	0	0	0										#REF!		
0	0.110841584	0.270143391	0.000976022	0	5.41307E-05	0.001030153	0.014397067	10.9880777										#REF!		
0	81.62807829	267.8655178	0.862587214	0	0.025360254	0.887947469	13.09910781	9471.250239	9471250	30.11							2	28.598%	8.609714854	
0	0	0.187672785	0.002921407	0	0	0.002921407	0.003712364	27.54133107			27541	39.45					3	1.269%		0.50044056
0	0	0	0	0	0	0	0	0										#REF!		
0	1.13553179	2.71834915	0.009700101	0	0.000583159	0.01028326	0.143277866	109.6859145										#REF!		
1.531645989	19.23635155	28.70698437	0.088474035	0.000435764	0.001424416	0.090334216	0.630231109	963.5456969	963546	13.19							2	1.274%	0.16802206	
0.264598673	0	2.127320557	0.049983111	0.000325852	0	0.050308963	2.086831613	474.2837661			474284	18.76					3	10.392%		1.94977244
0	0	0	0	0	0	0	0	0										#REF!		
0.196458954	2.501786097	3.696999619	0.012212913	6.45783E-05	0.000179416	0.012456908	0.078343453	132.8710274	132871	11.89							2	0.158%	0.018828429	
0.127981441	0	1.185366954	0.027321296	0.000256339	0	0.027577635	0.962543482	259.985973			259986	16.00					3	4.857%		0.776872655
0	0	0	0	0	0	0	0	0										#REF!		
0	12.70936844	59.82508269	0.008477928	0	0.000636504	0.009114432	0.041392751	97.21866516	97219	42.31							2	0.413%	0.174582639	
0	50.11432925	161.8479387	0.593917071	0	0.018147775	0.612064847	7.393011845	6528.561126	6528561	24.72							2	16.185%	4.000918336	
0	0	0.359535446	0.006394566	0	0	0.006394566	0.006163817	60.2842681			60284	29.92					3	2.106%		0.630277633
0	0	0	0	0	0	0	0	0										#REF!		
0	0.714791233	1.685528466	0.005949064	0	0.000447599	0.006396663	0.087936039	68.22970559										#REF!		
0	0.013135293	0.098300217	0.010053969	0	1.54741E-06	0.010055516	0.024708041	107.2566937	107257	4.64							2	0.050%	0.002320017	
0	0	0.06751618	0.003154223	0	0	0.003154223	0.064232002	29.7361833			29736	9.70					3	0.337%		0.032645988
0.435658642	2.044794175	2.77717222	0.020732801	0.000138505	0.000221712	0.021093018	0.063334034	224.9876949	224988	5.67							2	0.128%	0.007266989	
2.00025862	0	2.475693231	0.10477893	0.004901236	0	0.109680166	2.422458461	1034.667849			1034668	9.68					3	11.696%		1.132104094
0	0	0	0	0	0	0	0	0										#REF!		

CO_IDLEX	CO_STREX	CO_TOTEX	SOx_RUNEX	SOx_IDLEX	SOx_STREX	SOx_TOTEX	NH3_RUNEX	Fuel Consumption	Gallons	MPG	Gallons	MPG	Gallons	MPG	kwh	kwh/mi	vmt col	% of annual VMT by fuel	Gasoline	Diesel
0.19135994	0	0.606038458	0	0	0	0	0.180316663	19.7486046					19749	7.81				#REF!		
0.043146356	0.51601759	0.721792454	0.003457523	2.614E-05	4.28325E-05	0.003526495	0.010313086	37.61519441	37615	5.53							2	0.021%	0.001152532	
0.178804481	0	0.269234326	0.009901483	0.000268013	0	0.010169496	0.186833862	95.93394446			95934	8.14					3	0.912%		0.074300674
0	0	0	0	0	0	0	0	0										#REF!		
0.010580302	0	0.165485601	0	0	0	0	0.062058575	5.726423107					5726	9.27				#REF!		
0.431603959	0.166679484	0.653297134	0.002112242	0.000125812	1.06562E-05	0.00224871	0.012198863	23.98576559	23986	10.25							2	0.025%	0.002528856	
0.093632338	0	0.113715603	0.002836165	0.00024923	0	0.003085395	0.05987567	29.1060694			29106	8.68					3	0.295%		0.025589367
0	0	0	0	0	0	0	0	0										#REF!		
0.162913622	0	1.305359471	0	0	0	0	0.115133129	20.60738356					20607	4.78				#REF!		
0	0.047390622	0.146157765	0.001282535	0	2.77764E-06	0.001285313	0.008391092	13.70973146	13710	12.34							2	0.017%	0.002093374	
0	0	0.003370451	0.000427149	0	0	0.000427149	0.009029464	4.026908802			4027	9.25					3	0.043%		0.004020375
0	0	0	0	0	0	0	0	0										#REF!		
0	0	6.642553886	0	0	0	0	0.140493891	30.58014378					30580	4.30				#REF!		
0	0.00366894	0.136763253	7.84433E-05	0	3.38257E-07	7.87815E-05	0.000207296	0.840319708	840	4.97							2	0.000%	2.08187E-05	
44.47297031	0	47.20878437	0.7902518	0.054228666	0	0.844480466	14.37802493	7966.406474			7966406	7.45					3	68.587%		5.112152269
0	0	0	0	0	0	0	0	0										#REF!		
1.634501877	0	10.03965068	0	0	0	0	1.128977899	200.3377536					200338	6.23				#REF!		
0	106.4929344	376.4445187	1.239242171	0	0.034710251	1.273952423	22.84429149	13588.55407	13588554	36.46							2	49.631%	18.09596977	
0	0	0.059709733	0.000604485	0	0	0.000604485	0.001050533	5.698736439			5699	53.95					3	0.355%		0.191571926
0	0	0	0	0	0	0	0	0										#REF!		
0	3.487466498	8.415556823	0.030213975	0	0.001488454	0.031702429	0.44655367	338.1524808										#REF!		
0	8.835200064	30.31800079	0.102795041	0	0.003082112	0.105877153	1.591090023	1129.333717	1129334	31.02							2	3.509%	1.08856041	
0	0	7.18116E-05	1.43683E-06	0	0	1.43683E-06	1.35522E-06	0.013545617			14	29.28					3	0.000%		0.000134125
0	0	0	0	0	0	0	0	0										#REF!		
0	0.114937222	0.278148659	0.001000021	0	5.61028E-05	0.001056124	0.014752769	11.26509754										#REF!		
0	81.14311044	266.5849029	0.861689185	0	0.025355696	0.887044881	13.14026086	9461.622834	9461623	30.20							2	28.627%	8.646407277	
0	0	0.188369975	0.002923663	0	0	0.002923663	0.00372535	27.56260153			27563	39.55					3	1.259%		0.498086503
0	0	0	0	0	0	0	0	0										#REF!		
0	1.158187869	2.758754341	0.009809079	0	0.000593935	0.010403014	0.144904157	110.9632619										#REF!		
1.494854249	18.83291473	28.07509968	0.085914977	0.000424186	0.00138505	0.087724212	0.614139242	935.7062184	935706	13.23							2	1.240%	0.164100811	
0.25780027	0	2.003578626	0.048478336	0.000316059	0	0.048794396	2.03933181	460.0053035			460005	18.81					3	9.997%		1.88094724
0	0	0	0	0	0	0	0	0										#REF!		
0.190958201	2.441905441	3.605344202	0.011812687	6.25302E-05	0.000173903	0.012049121	0.07613158	128.5213818	128521	11.94							2	0.154%	0.018359922	
0.125917456	0	1.148867503	0.026647886	0.000251595	0	0.026899481	0.942530001	253.5927283			253593	16.03					3	4.697%		0.753055689
0	0	0	0	0	0	0	0	0										#REF!		
0	12.75002368	59.59114051	0.008478079	0	0.000634076	0.009112155	0.041447579	97.19437977	97194	42.35							2	0.412%	0.174586186	
0	49.72788515	161.0013924	0.592662824	0	0.0181175	0.610780324	7.414497044	6514.859822	6514860	24.81							2	16.192%	4.017370964	
0	0	0.353120242	0.006328037	0	0	0.006328037	0.006131961	59.65706728			59657	30.08					3	2.073%		0.623487378
0	0	0	0	0	0	0	0	0										#REF!		
0	0.730766775	1.71371013	0.006024012	0	0.000456851	0.006480863	0.089050936	69.12782142										#REF!		
0	0.012999689	0.097418484	0.009987654	0	1.53173E-06	0.009989186	0.024547417	106.5491886	106549	4.64							2	0.050%	0.002302385	
0	0	0.064402818	0.003130984	0	0	0.003130984	0.064554649	29.51710519			29517	9.70					3	0.331%		0.032047852
0.420123349	1.952448714	2.642229295	0.019911209	0.000132781	0.000212351	0.020256341	0.061084056	216.0633119	216063	5.70							2	0.123%	0.007030582	
1.975220729	0	2.440164985	0.103635969	0.004805999	0	0.108441968	2.407959992	1022.987307			1022987	9.73					3	11.494%		1.118059448
0	0	0	0	0	0	0	0	0										#REF!		
0.189831478	0	0.599361543	0	0	0	0	0.178377843	19.49715662					19497	7.83				#REF!		
0.041679379	0.49336127	0.683848519	0.003317075	2.51646E-05	4.11688E-05	0.003383409	0.009935246	36.08897035	36089	5.55							2	0.020%	0.001113523	
0.179454277	0	0.264881615	0.009913058	0.000267458	0	0.010180516	0.187807441	96.03789402			96038	8.16					3	0.906%		0.073937242
0	0	0	0	0	0	0	0	0										#REF!		
0.010736594	0	0.166366706	0	0	0	0	0.062351377	5.746973327					5747	9.29				#REF!		
0.421440135	0.162044238	0.637035468	0.002046826	0.000122343	1.03626E-05	0.002179531	0.011869963	23.24786431	23248	10.29							2	0.024%	0.002467358	
0.091147998	0	0.108869	0.002719286	0.00023764	0	0.002956926	0.058149676	27.89416372			27894	8.71					3	0.281%		0.024450599
0	0	0	0	0	0	0	0	0										#REF!		
0.160339555	0	1.22167707	0	0	0	0	0.110431918	19.60620072					19606	4.82				#REF!		
0	0.047587926	0.14851474	0.001303709	0	2.81133E-06	0.001306521	0.008559069	13.93594036	13936	12.38							2	0.017%	0.002140096	
0	0	0.001785906	0.000184446	0	0	0.000184446	0.004174665	1.738854599			1739	9.90					3	0.020%		0.001968561
0	0	0	0	0	0	0	0	0										#REF!		
0	0	3.658531255	0	0	0	0	0.085000449	17.61993527					17620	4.51				#REF!		
0	0.003574258	0.132019675	7.58295E-05	0	3.26509E-07	7.6156E-05	0.000201152	0.812314487	812	4.99							2	0.000%	2.02558E-05	
45.64726451	0	48.42976591	0.80750152	0.055539702	0	0.863041222	14.7340761	8141.499365			8141499	7.47					3	69.418%		5.186967737
0	0	0	0	0	0	0	0	0										#REF!		
1.638570879	0	9.890340881	0	0	0	0	1.126417286	198.7823886					198782	6.25				#REF!		
0	105.7003218	375.1762636	1.239049031	0	0.034707418	1.273756449	22.89825489	13586.46372	13586464	36.53							2	49.661%	18.14113063	
0	0	0.057386357	0.000592922	0	0	0.000592922	0.001036516	5.589729216			5590	54.26					3	0.346%		0.187824105
0	0	0	0	0	0	0	0	0										#REF!		
0	3.505222634	8.433030816	0.030212115	0	0.001492796	0.031704912	0.446665982	338.1789601										#REF!		
0	8.584691788	29.62323693	0.102008126	0	0.003051159	0.105059285	1.590389008	1120.609962	1120610	31.17							2	3.495%	1.089606188	
0	0	7.17051E-05	1.44545E-06	0	0	1.44545E-06	1.36657E-06	0.01362689			14	29.35					3	0.000%		0.000133923
0	0	0	0	0	0	0	0	0										#REF!		
0	0.118742367	0.28545793	0.001021528	0	5.79343E-05	0.001079462	0.015071647	11.51403234										#REF!		

CO_IDLEX	CO_STREX	CO_TOTEX	SOx_RUNEX	SOx_IDLEX	SOx_STREX	SOx_TOTEX	NH3_RUNEX	Fuel Consumption	Gallons	MPG	Gallons	MPG	Gallons	MPG	kwh	kwh/mi	vmt col	% of annual VMT by fuel	Gasoline	Diesel
0	80.80249346	265.701678	0.861060022	0	0.025361734	0.886421756	13.17711864	9454.976296	9454976	30.29							2	28.653%	8.677873269	
0	0	0.189011757	0.002926265	0	0	0.002926265	0.003737108	27.5871327			27587	39.64					3	1.248%		0.49471471
0	0	0	0	0	0	0	0	0										#REF!		
0	1.178724959	2.79488364	0.009904805	0	0.000603756	0.010508561	0.146333963	112.0890742										#REF!		
1.455895605	18.41322093	27.43095175	0.083443841	0.000411956	0.00134466	0.085200457	0.598744846	908.7866983	908787	13.28							2	1.208%	0.160415079	
0.250978482	0	1.87992348	0.047086915	0.000306278	0	0.047393194	1.995870732	446.7955834			446796	18.86					3	9.616%		1.813720028
0	0	0	0	0	0	0	0	0										#REF!		
0.185662682	2.38387181	3.517398412	0.011446341	6.05683E-05	0.000168633	0.011675542	0.074096018	124.5366244	124537	11.99							2	0.149%	0.017927355	
0.123263467	0	1.09487473	0.025966699	0.000245462	0	0.026212161	0.923922138	247.1130778			247113	16.07					3	4.531%		0.727973801
0	0	0	0	0	0	0	0	0										#REF!		
0	12.76946606	59.32730584	0.0084766	0	0.000630171	0.009106771	0.041494357	97.13694473	97137	42.38							2	0.412%	0.174592077	
0	49.22085379	159.7872623	0.591414045	0	0.01807988	0.609493925	7.431053217	6501.138508	6501139	24.89							2	16.193%	4.031056584	
0	0	0.347965662	0.006275315	0	0	0.006275315	0.006108194	59.16003561			59160	30.21					3	2.040%		0.616293262
0	0	0	0	0	0	0	0	0										#REF!		
0	0.745344572	1.739041458	0.006090031	0	0.000465303	0.006555334	0.090033785	69.92216525										#REF!		
0	0.012863934	0.096537904	0.009925126	0	1.51599E-06	0.009926642	0.02439424	105.8820616	105882	4.64							2	0.049%	0.002285471	
0	0	0.061486911	0.003108402	0	0	0.003108402	0.064835126	29.30421542			29304	9.69					3	0.324%		0.031420218
0.405686137	1.870777078	2.523430898	0.019187061	0.000127499	0.000203778	0.019518338	0.059086701	208.1914404	208191	5.72							2	0.119%	0.006819306	
1.95447377	0	2.410435975	0.1027753	0.004724157	0	0.107499457	2.399266972	1014.096125			1014096	9.77					3	11.309%		1.105168849
0	0	0	0	0	0	0	0	0										#REF!		
0.188316209	0	0.593421547	0	0	0	0	0.176727014	19.27703012					19277	7.85				#REF!		
0.039648528	0.447693152	0.605974785	0.003173894	2.38087E-05	3.86263E-05	0.003236329	0.009555281	34.52014969	34520	5.58							2	0.019%	0.001075568	
0.180281528	0	0.260888016	0.009928213	0.000267407	0	0.01019562	0.188770846	96.18038307			96180	8.18					3	0.898%		0.07343581
0	0	0	0	0	0	0	0	0										#REF!		
0.010887171	0	0.167204716	0	0	0	0	0.062621072	5.766788877					5767	9.29				#REF!		
0.408804951	0.159055634	0.619457799	0.001967635	0.000118116	1.00455E-05	0.002095796	0.011464322	22.35471031	22355	10.34							2	0.023%	0.002390844	
0.088180773	0	0.104046325	0.002604308	0.000226133	0	0.002830441	0.056223962	26.70096245			26701	8.74					3	0.266%		0.023299614
0	0	0	0	0	0	0	0	0										#REF!		
0.157340624	0	1.135358734	0	0	0	0	0.105529536	18.56943436					18569	4.86				#REF!		
0	0.047618014	0.150798378	0.001322213	0	2.82124E-06	0.001325034	0.008720332	14.13341246	14133	12.44							2	0.018%	0.002187976	
0	0	0.000777293	2.53494E-05	0	0	2.53494E-05	0.000890056	0.238979906			239	15.36					3	0.004%		0.000643193
0	0	0	0	0	0	0	0	0										#REF!		
0	0	0.00205958	0	0	0	0	0.019269652	1.407995747					1408	12.80				#REF!		
0	0.00350867	0.127483307	7.35057E-05	0	3.15071E-07	7.38207E-05	0.000195679	0.787405397	787	5.01							2	0.000%	1.97535E-05	
46.88040972	0	49.71471132	0.825996771	0.056935632	0	0.882932403	15.10853135	8329.14282			8329143	7.49					3	70.190%		5.255775928
0	0	0	0	0	0	0	0	0										#REF!		
1.643137904	0	9.756906965	0	0	0	0	1.124888438	197.4352982					197435	6.26				#REF!		
0	105.1853562	374.476117	1.239245207	0	0.034720561	1.273965768	22.9479759	13588.69642	13588696	36.59							2	49.691%	18.17954616	
0	0	0.055614895	0.000584191	0	0	0.000584191	0.00102608	5.507413405			5507	54.52					3	0.338%		0.184245842
0	0	0	0	0	0	0	0	0										#REF!		
0	3.522048944	8.451068818	0.030219398	0	0.001497325	0.031716723	0.446887203	338.3049486										#REF!		
0	8.398424217	29.13038603	0.101331264	0	0.003025156	0.10435642	1.590123461	1113.112882	1113113	31.31							2	3.484%	1.090863589	
0	0	7.19176E-05	1.45432E-06	0	0	1.45432E-06	1.37743E-06	0.013710498			14	29.40					3	0.000%		0.000133372
0	0	0	0	0	0	0	0	0										#REF!		
0	0.122262328	0.292110582	0.001040751	0	5.96281E-05	0.001100379	0.015356792	11.73714192										#REF!		
0	80.5574905	265.0915591	0.860560969	0	0.02537126	0.885932229	13.2095549	9449.75478	9449755	30.36							2	28.674%	8.705130236	
0	0	0.189606809	0.002929189	0	0	0.002929189	0.00374789	27.61470071			27615	39.72					3	1.234%		0.49024829
0	0	0	0	0	0	0	0	0										#REF!		
0	1.197360469	2.827252971	0.009989103	0	0.000612716	0.010601819	0.147594409	113.0838081										#REF!		
1.416278261	17.99209439	26.79433574	0.081105007	0.000399547	0.001304517	0.082809071	0.584249625	883.2790949	883279	13.33							2	1.177%	0.156983469	
0.244853243	0	1.777462945	0.04584922	0.000297573	0	0.046146793	1.955795223	435.0452398			435045	18.90					3	9.256%		1.749762666
0	0	0	0	0	0	0	0	0										#REF!		
0.180631586	2.327271771	3.432364953	0.011112101	5.8719E-05	0.000163646	0.011334466	0.072212916	120.8985568	120899	12.04							2	0.146%	0.017521191	
0.120965397	0	1.050654121	0.02536552	0.000240205	0	0.025605725	0.906758919	241.3959479			241396	16.10					3	4.373%		0.704010394
0	0	0	0	0	0	0	0	0										#REF!		
0	12.74909252	58.98913237	0.008471832	0	0.000623441	0.009095273	0.041527681	97.01430483	97014	42.43							2	0.411%	0.17459805	
0	48.73356916	158.5946214	0.590246698	0	0.018041448	0.608288146	7.445163065	6488.277127	6488277	24.97							2	16.194%	4.043575362	
0	0	0.344026575	0.006235357	0	0	0.006235357	0.006091993	58.78333085			58783	30.33					3	2.006%		0.608481344
0	0	0	0	0	0	0	0	0										#REF!		
0	0.75863162	1.761823288	0.006148306	0	0.000473032	0.006621338	0.090902166	70.62618992										#REF!		
0	0.012762821	0.095855885	0.00987737	0	1.50439E-06	0.009878874	0.024277011	105.3725531	105373	4.64							2	0.049%	0.00227205	
0	0	0.058706119	0.003086428	0	0	0.003086428	0.065081398	29.09705851			29097	9.69					3	0.317%		0.030759548
0.392716806	1.802062603	2.424795618	0.018557774	0.000122783	0.00019619	0.018876746	0.057341171	201.347934	201348	5.74							2	0.116%	0.006633472	
1.938699556	0	2.389253067	0.102236426	0.004657135	0	0.106893561	2.3971301	1008.380407			1008380	9.82					3	11.140%		1.093489933
0	0	0	0	0	0	0	0	0										#REF!		
0.186960348	0	0.588609201	0	0	0	0	0.175484354	19.10172326					19102	7.86				#REF!		
0.038069605	0.410076787	0.547048295	0.003058558	2.2753E-05	3.66126E-05	0.003117924	0.00924758	33.25718578	33257	5.61							2	0.019%	0.001044541	
0.181299078	0	0.257741308	0.009946479	0.000267854	0	0.010214333	0.189696986	96.356913			96357	8.19					3	0.888%		0.072783376
0	0	0	0	0	0	0	0	0										#REF!		
0.01102568	0	0.167932538	0	0	0	0	0.062857487	5.783371568					5783	9.30				#REF!		

CO_IDLEX	CO_STREX	CO_TOTEX	SOx_RUNEX	SOx_IDLEX	SOx_STREX	SOx_TOTEX	NH3_RUNEX	Fuel Consumption	Gallons	MPG	Gallons	MPG	Gallons	MPG	kwh	kwh/mi	vmt col	% of annual VMT by fuel	Gasoline	Diesel
0.394561897	0.153610015	0.597836306	0.001880424	0.00011344	9.65625E-06	0.00200352	0.011010641	21.37044833	21370	10.39							2	0.022%	0.002304446	
0.084834851	0	0.099266892	0.002488459	0.000214707	0	0.002703167	0.054117411	25.50032153			25500	8.78					3	0.252%		0.022128176
0	0	0	0	0	0	0	0	0										#REF!		
0.153909362	0	1.049674354	0	0	0	0	0.100644634	17.54229545					17542	4.91				#REF!		
0	0.04808981	0.153893408	0.00134475	0	2.86247E-06	0.001347612	0.008891302	14.3742448	14374	12.47							2	0.018%	0.00223409	
0	0	0.000844416	2.53644E-05	0	0	2.53644E-05	0.000890579	0.239120507			239	15.36					3	0.004%		0.00063473
0	0	0	0	0	0	0	0	0										#REF!		
0	0	0.002218829	0	0	0	0	0.019721876	1.438053702					1438	12.83				#REF!		
0	0.003427303	0.123637813	7.15439E-05	0	3.03812E-07	7.18478E-05	0.000191008	0.766360768	766	5.02							2	0.000%	1.9319E-05	
48.17065215	0	51.06130002	0.845617617	0.05841151	0	0.904029127	15.50084565	8528.158772			8528159	7.50					3	70.931%		5.320986668
0	0	0	0	0	0	0	0	0										#REF!		
1.650058153	0	9.643705245	0	0	0	0	1.125057874	196.3904726					196390	6.27				#REF!		
0	104.8165726	374.0241302	1.239720362	0	0.034750417	1.27447078	22.99339993	13594.0831	13594083	36.63							2	49.720%	18.21184861	
0	0	0.05421425	0.000577543	0	0	0.000577543	0.00101829	5.444742988			5445	54.73					3	0.330%		0.180824736
0	0	0	0	0	0	0	0	0										#REF!		
0	3.538191076	8.469466797	0.030233082	0	0.001502059	0.03173514	0.447183963	338.5013938										#REF!		
0	8.24991749	28.73356855	0.100783969	0	0.003004919	0.103788888	1.590253855	1107.059334	1107059	31.43							2	3.475%	1.092161945	
0	0	7.21683E-05	1.4622E-06	0	0	1.4622E-06	1.38702E-06	0.013784775			14	29.45					3	0.000%		0.000132512
0	0	0	0	0	0	0	0	0										#REF!		
0	0.125502633	0.298129343	0.001057797	0	6.11871E-05	0.001118984	0.015609805	11.93559285										#REF!		
0	80.40121909	264.6716162	0.860312481	0	0.025391922	0.885704403	13.23942673	9447.324684	9447325	30.42							2	28.695%	8.728738476	
0	0	0.190166625	0.002932427	0	0	0.002932427	0.003757891	27.64521952			27645	39.78					3	1.219%		0.485021042
0	0	0	0	0	0	0	0	0										#REF!		
0	1.214248494	2.856101304	0.010062502	0	0.00062087	0.010683371	0.148693604	113.9536835										#REF!		
1.37843439	17.59041152	26.19199024	0.078961459	0.000387738	0.001266654	0.080615851	0.570958005	859.8852123	859885	13.39							2	1.149%	0.15384535	
0.238819038	0	1.679582507	0.044697453	0.000289017	0	0.04498647	1.918526791	424.106382			424106	18.95					3	8.908%		1.687736024
0	0	0	0	0	0	0	0	0										#REF!		
0.175986028	2.275123465	3.354267408	0.010812968	5.70192E-05	0.000159059	0.011029047	0.070517917	117.6408122	117641	12.08							2	0.142%	0.017153686	
0.118511289	0	1.001908468	0.024783829	0.000234574	0	0.025018404	0.890789042	235.8590228			235859	16.13					3	4.217%		0.68011816
0	0	0	0	0	0	0	0	0										#REF!		
0	12.69769738	58.59819709	0.008464401	0	0.0006145	0.009078901	0.041550061	96.8396787	96840	42.49							2	0.411%	0.174603645	
0	48.21323007	157.2502026	0.589056611	0	0.017998383	0.607054995	7.45555977	6475.123772	6475124	25.04							2	16.190%	4.05408401	
0	0	0.340922894	0.00620391	0	0	0.00620391	0.006080287	58.48687118			58487	30.42					3	1.973%		0.600180783
0	0	0	0	0	0	0	0	0										#REF!		
0	0.7706138	1.782030725	0.006198776	0	0.000480009	0.006678785	0.091655331	71.23894916										#REF!		
0	0.012703402	0.095383706	0.009844436	0	1.49738E-06	0.009845933	0.024195758	105.0211891	105021	4.64							2	0.049%	0.002262133	
0	0	0.056366931	0.003068152	0	0	0.003068152	0.065307077	28.92476236			28925	9.69					3	0.311%		0.030115235
0.380862253	1.73843477	2.336893121	0.018011519	0.000118496	0.000189282	0.018319296	0.05581838	195.4019166	195402	5.76							2	0.112%	0.006470564	
1.927262863	0	2.373983082	0.101992279	0.004603153	0	0.106595432	2.401153861	1005.56801			1005568	9.86					3	10.990%		1.083278207
0	0	0	0	0	0	0	0	0										#REF!		
0.18571618	0	0.584434821	0	0	0	0	0.174459272	18.95112134					18951	7.88				#REF!		
0.036372933	0.368250696	0.481445028	0.002950924	2.1616E-05	3.44228E-05	0.003006963	0.00896225	32.07363181	32074	5.63							2	0.018%	0.001016255	
0.182423242	0	0.254596894	0.009966505	0.000268611	0	0.010235116	0.190613252	96.55296716			96553	8.20					3	0.878%		0.072018024
0	0	0	0	0	0	0	0	0										#REF!		
0.011166939	0	0.168702374	0	0	0	0	0.063114493	5.802212806					5802	9.31				#REF!		
0.377820659	0.146113238	0.571283039	0.001784655	0.000108079	9.20177E-06	0.001901935	0.010502554	20.28690267	20287	10.44							2	0.021%	0.002206433	
0.08119611	0	0.094525985	0.002373924	0.000203294	0	0.002577218	0.051940776	24.31219067			24312	8.82					3	0.238%		0.020980911
0	0	0	0	0	0	0	0	0										#REF!		
0.150017011	0	0.968103585	0	0	0	0	0.095833262	16.54746291					16547	4.96				#REF!		
0	0.049623057	0.157648987	0.001367284	0	2.92049E-06	0.001370205	0.009062288	14.61522714	14615	12.50							2	0.018%	0.002280272	
0	0	0.000809124	2.53794E-05	0	0	2.53794E-05	0.000891108	0.239262639			239	15.36					3	0.004%		0.000625685
0	0	0	0	0	0	0	0	0										#REF!		
0	0	0.002165204	0	0	0	0	0.02017404	1.468105849					1468	12.85				#REF!		
0	0.003362756	0.120655139	6.9921E-05	0	2.94626E-07	7.02156E-05	0.000187101	0.748951821	749	5.04							2	0.000%	1.89502E-05	
49.51459966	0	52.46593439	0.866356747	0.059961784	0	0.92631853	15.91054874	8738.425856			8738426	7.51					3	71.634%		5.382126464
0	0	0	0	0	0	0	0	0										#REF!		
1.658332544	0	9.542983276	0	0	0	0	1.126386237	195.5160459					195516	6.28				#REF!		
0	104.5559265	373.7422501	1.240342537	0	0.034792188	1.275134725	23.03425096	13601.16505	13601165	36.66							2	49.746%	18.23882524	
0	0	0.052851119	0.000571758	0	0	0.000571758	0.001011622	5.390206735			5390	54.92					3	0.323%		0.177396697
0	0	0	0	0	0	0	0	0										#REF!		
0	3.553755064	8.487939124	0.030250754	0	0.001506955	0.031757708	0.447525643	338.7421131										#REF!		
0	8.129393962	28.41008537	0.100347371	0	0.002989413	0.103336783	1.590831737	1102.236976	1102237	31.54							2	3.468%	1.093522826	
0	0	7.20387E-05	1.46722E-06	0	0	1.46722E-06	1.39429E-06	0.01383208			14	29.50					3	0.000%		0.000131322
0	0	0	0	0	0	0	0	0										#REF!		
0	0.128473364	0.303551215	0.001072832	0	6.26164E-05	0.001135449	0.015833084	12.11120851										#REF!		
0	80.27538554	264.2871469	0.860125093	0	0.025416069	0.885541162	13.26583672	9445.583481	9445583	30.47							2	28.713%	8.749154139	
0	0	0.190676484	0.002935672	0	0	0.002935672	0.003766988	27.67581864			27676	39.83					3	1.203%		0.479073918
0	0	0	0	0	0	0	0	0										#REF!		
0	1.229552894	2.88175909	0.010126028	0	0.000628283	0.010754311	0.149646305	114.7103575										#REF!		
1.344941599	17.22950734	25.65531159	0.077090726	0.000377357	0.001233266	0.078701349	0.559210082	839.4642641	839464	13.43							2	1.125%	0.151030067	

CO_IDLEX	CO_STREX	CO_TOTEX	SOx_RUNEX	SOx_IDLEX	SOx_STREX	SOx_TOTEX	NH3_RUNEX	Fuel Consumption	Gallons	MPG	Gallons	MPG	Gallons	MPG	kwh	kwh/mi	vmt col	% of annual VMT by fuel	Gasoline	Diesel
0.233090365	0	1.596413387	0.043629246	0.000280979	0	0.043910225	1.88273799	413.9601753			413960	18.99					3	8.575%		1.628136841
0	0	0	0	0	0	0	0	0										#REF!		
0.171652624	2.225319148	3.280302202	0.010542494	5.54446E-05	0.000154799	0.010752738	0.068964662	114.6935734	114694	12.12							2	0.139%	0.016812403	
0.116377588	0	0.960710052	0.024270813	0.000229725	0	0.024500537	0.876308264	230.9768774			230977	16.15					3	4.071%		0.65747774
0	0	0	0	0	0	0	0	0										#REF!		
0	12.61677921	58.15368506	0.00845451	0	0.000603263	0.009057774	0.041562051	96.61431941	96614	42.57							2	0.410%	0.174620943	
0	47.73576512	155.9255061	0.588013457	0	0.017963094	0.605976552	7.464096142	6463.620611	6463621	25.10							2	16.186%	4.063035106	
0	0	0.338497732	0.006179538	0	0	0.006179538	0.006072162	58.25710285			58257	30.50					3	1.939%		0.591360497
0	0	0	0	0	0	0	0	0										#REF!		
0	0.781375899	1.799866313	0.006242171	0	0.000486285	0.006728457	0.092303707	71.76876899										#REF!		
0	0.012663561	0.094999331	0.009812859	0	1.49076E-06	0.00981435	0.02411774	104.6843037	104684	4.64							2	0.049%	0.00225272	
0	0	0.054326735	0.003052124	0	0	0.003052124	0.06549983	28.77365502			28774	9.69					3	0.304%		0.029473352
0.370290591	1.691263273	2.269539691	0.017544357	0.000114689	0.000183299	0.017842345	0.054510037	190.3145395	190315	5.77							2	0.110%	0.006329897	
1.920315197	0	2.364671987	0.102043948	0.004562555	0	0.106606503	2.411155266	1005.672448			1005672	9.89					3	10.857%		1.074282172
0	0	0	0	0	0	0	0	0										#REF!		
0.184470278	0	0.580601032	0	0	0	0	0.173575745	18.81511634					18815	7.90				#REF!		
0.034802109	0.327136361	0.41729359	0.002856678	2.05614E-05	3.23502E-05	0.002909589	0.008712921	31.03499966	31035	5.66							2	0.018%	0.000991725	
0.183664605	0	0.251533508	0.009986153	0.000269629	0	0.010255782	0.191485343	96.7479231			96748	8.21					3	0.867%		0.071157557
0	0	0	0	0	0	0	0	0										#REF!		
0.011307615	0	0.169607452	0	0	0	0	0.063427865	5.825405609					5825	9.32				#REF!		
0.349711782	0.137971778	0.531111649	0.00163106	9.92526E-05	8.50531E-06	0.001738818	0.00967396	18.54701974	18547	10.52							2	0.019%	0.002045738	
0.07745093	0	0.089892715	0.002259724	0.000192147	0	0.002451871	0.049720516	23.1297252			23130	8.87					3	0.224%		0.019851002
0	0	0	0	0	0	0	0	0										#REF!		
0.145657273	0	0.892907078	0	0	0	0	0.091108669	15.59487935					15595	5.00				#REF!		
0	0.051417806	0.161968416	0.001389818	0	2.98277E-06	0.001392801	0.009233242	14.85624689	14856	12.53							2	0.019%	0.002326564	
0	0	0.000830258	2.53942E-05	0	0	2.53942E-05	0.000891624	0.239401405			239	15.36					3	0.004%		0.000616069
0	0	0	0	0	0	0	0	0										#REF!		
0	0	0.002208022	0	0	0	0	0.020626043	1.498142702					1498	12.88				#REF!		
0	0.00328292	0.119220459	6.85966E-05	0	2.8611E-07	6.88827E-05	0.000183862	0.734733955	735	5.04							2	0.000%	1.86378E-05	
50.90961031	0	53.92630983	0.888158564	0.061581964	0	0.949740528	16.33735669	8959.377268			8959377	7.52					3	72.304%		5.439872998
0	0	0	0	0	0	0	0	0										#REF!		
1.668657075	0	9.456865998	0	0	0	0	1.129290059	195.0027334					195003	6.29				#REF!		
0	104.3835413	373.6082383	1.2410871	0	0.034840826	1.275927927	23.0718368	13609.62569	13609626	36.69							2	49.772%	18.26191492	
0	0	0.05158019	0.000566762	0	0	0.000566762	0.001005937	5.343106596			5343	55.09					3	0.316%		0.173967825
0	0	0	0	0	0	0	0	0										#REF!		
0	3.568948121	8.506750742	0.030272783	0	0.001512032	0.031784815	0.447923179	339.0312466										#REF!		
0	8.057969345	28.22932949	0.100061068	0	0.002980912	0.10304198	1.592458665	1099.092469	1099092	31.62							2	3.463%	1.094982466	
0	0	7.26765E-05	1.47538E-06	0	0	1.47538E-06	1.40294E-06	0.013909036			14	29.52					3	0.000%		0.000129987
0	0	0	0	0	0	0	0	0										#REF!		
0	0.131185302	0.308420884	0.001086065	0	6.39212E-05	0.001149986	0.016029758	12.26627208										#REF!		
0	80.15971114	263.9207531	0.860010081	0	0.025442462	0.885452542	13.28981315	9444.638226	9444638	30.52							2	28.728%	8.767163786	
0	0	0.191143456	0.002938893	0	0	0.002938893	0.003775345	27.70618108			27706	39.88					3	1.185%		0.472561286
0	0	0	0	0	0	0	0	0										#REF!		
0	1.243379743	2.904540927	0.010180967	0	0.000634992	0.010815959	0.150472043	115.3679265										#REF!		
1.310555969	16.86822397	25.1286809	0.075293165	0.00036667	0.0011997	0.076859534	0.548076706	819.8186374	819819	13.48							2	1.101%	0.148425278	
0.227534498	0	1.519083484	0.042638763	0.000273258	0	0.04291202	1.84917311	404.5496773			404550	19.02					3	8.255%		1.570585892
0	0	0	0	0	0	0	0	0										#REF!		
0.167622406	2.178414679	3.211209961	0.010299481	5.39868E-05	0.000150855	0.010504324	0.067556752	112.0438791	112044	12.16							2	0.136%	0.016500319	
0.114213709	0	0.919221354	0.023783207	0.000224835	0	0.024008042	0.862683729	226.3339127			226334	16.18					3	3.927%		0.635232965
0	0	0	0	0	0	0	0	0										#REF!		
0	12.51436867	57.6817086	0.008443258	0	0.000590384	0.009033642	0.04156713	96.3569195	96357	42.64							2	0.410%	0.174651377	
0	47.27964698	154.2892613	0.587035855	0	0.017930855	0.604966711	7.470731512	6452.849191	6452849	25.16							2	16.181%	4.070695527	
0	0	0.336621689	0.006161405	0	0	0.006161405	0.00606736	58.08615886			58086	30.57					3	1.905%		0.582167933
0	0	0	0	0	0	0	0	0										#REF!		
0	0.79105391	1.815659583	0.006279683	0	0.000491942	0.006771625	0.092865224	72.22922221										#REF!		
0	0.011975927	0.094709358	0.009787293	0	1.47554E-06	0.009788768	0.024054251	104.4114405	104411	4.64							2	0.048%	0.002244805	
0	0	0.052782295	0.00303782	0	0	0.00303782	0.065665179	28.63880863			28639	9.69					3	0.298%		0.028832923
0.360656321	1.603452571	2.16676555	0.017145403	0.000111233	0.00017718	0.017433816	0.053388451	185.9569822	185957	5.79							2	0.107%	0.006209049	
1.918180035	0	2.361576038	0.102379718	0.004535788	0	0.106915507	2.427008464	1008.587432			1008587	9.93					3	10.742%		1.066537238
0	0	0	0	0	0	0	0	0										#REF!		
0.183348375	0	0.577465311	0	0	0	0	0.172928002	18.70513744					18705	7.91				#REF!		
0.033218949	0.277645147	0.343977056	0.002770566	1.94971E-05	3.01386E-05	0.002820202	0.0084862	30.08154855	30082	5.69							2	0.017%	0.000969771	
0.184949505	0	0.249500726	0.010006262	0.000270772	0	0.010277034	0.192292148	96.94839717			96948	8.22					3	0.855%		0.070222497
0	0	0	0	0	0	0	0	0										#REF!		
0.011445215	0	0.170482713	0	0	0	0	0.063738274	5.846096002					5846	9.33				#REF!		
0.309143971	0.11781022	0.464249807	0.001411556	8.66047E-05	7.3753E-06	0.001505536	0.008484122	16.0587322	16059	10.65							2	0.017%	0.001815706	
0.073727338	0	0.085419436	0.002148184	0.000181417	0	0.0023296	0.047534529	21.9762832			21976	8.92					3	0.210%		0.01876012
0	0	0	0	0	0	0	0	0										#REF!		
0.140949814	0	0.82700714	0	0	0	0	0.086641231	14.71557643					14716	5.04				#REF!		
0	0.052571936	0.165370558	0.001412345	0	3.03484E-06	0.00141538	0.009404188	15.09708801	15097	12.56							2	0.019%	0.002372971	

CO_IDLEX	CO_STREX	CO_TOTEX	SOx_RUNEX	SOx_IDLEX	SOx_STREX	SOx_TOTEX	NH3_RUNEX	Fuel Consumption	Gallons	MPG	Gallons	MPG	Gallons	MPG	kwh	kwh/mi	vmt col	% of annual VMT by fuel	Gasoline	Diesel
0	0	0.000898989	2.54091E-05	0	0	2.54091E-05	0.000892149	0.239542588			240	15.36					3	0.004%		0.000606027
0	0	0	0	0	0	0	0	0										#REF!		
0	0	0.002258097	0	0	0	0	0.021077945	1.528169989					1528	12.90				#REF!		
0	0.003211784	0.116771012	6.74982E-05	0	2.78784E-07	6.7777E-05	0.000181214	0.722940419	723	5.05							2	0.000%	1.83857E-05	
52.35661383	0	55.44249122	0.911025534	0.06327295	0	0.974298484	16.7811368	9191.044744			9191045	7.53					3	72.940%		5.494086163
0	0	0	0	0	0	0	0	0										#REF!		
1.680924827	0	9.382909954	0	0	0	0	1.133452372	194.6664862					194666	6.30				#REF!		
0	104.3696456	373.7902055	1.24187696	0	0.03489813	1.27677509	23.10821413	13618.66192	13618662	36.71							2	49.796%	18.28164722	
0	0	0.050858004	0.000563544	0	0	0.000563544	0.001002343	5.312761859			5313	55.21					3	0.309%		0.17062658
0	0	0	0	0	0	0	0	0										#REF!		
0	3.583911503	8.525704544	0.030297059	0	0.001517292	0.031814351	0.448346167	339.3462886										#REF!		
0	8.013971814	28.13552072	0.099843232	0	0.002975738	0.10281897	1.594749285	1096.713745	1096714	31.68							2	3.460%	1.096319785	
0	0	7.32311E-05	1.48248E-06	0	0	1.48248E-06	1.41046E-06	0.013975934			14	29.53					3	0.000%		0.000128433
0	0	0	0	0	0	0	0	0										#REF!		
0	0.133652845	0.312776114	0.001097638	0	6.51084E-05	0.001162746	0.016201908	12.4023784										#REF!		
0	80.17190508	264.0135198	0.859905851	0	0.025471694	0.885377545	13.31511224	9443.83827	9443838	30.56							2	28.741%	8.782369703	
0	0	0.19157119	0.002942003	0	0	0.002942003	0.003782962	27.73550377			27736	39.91					3	1.166%		0.465545765
0	0	0	0	0	0	0	0	0										#REF!		
0	1.2558693	2.924716198	0.010228099	0	0.00064106	0.010869158	0.151182085	115.9353698										#REF!		
1.280600907	16.57308612	24.6894877	0.073746272	0.000357409	0.001169686	0.075273368	0.538385722	802.8998676	802900	13.52							2	1.081%	0.146125943	
0.222235014	0	1.450004226	0.041741999	0.000265949	0	0.042007948	1.817897818	396.0266092			396027	19.05					3	7.951%		1.514971994
0	0	0	0	0	0	0	0	0										#REF!		
0.163777718	2.134079751	3.146161869	0.010076768	5.26043E-05	0.000147081	0.010276453	0.066256995	109.6133037	109613	12.19							2	0.133%	0.016210703	
0.112082387	0	0.880047365	0.023319386	0.000220034	0	0.02353942	0.850207911	221.9160193			221916	16.20					3	3.788%		0.61380535
0	0	0	0	0	0	0	0	0										#REF!		
0	12.46974355	57.37725669	0.008435387	0	0.000579888	0.009015274	0.041579249	96.16100354	96161	42.71							2	0.409%	0.174703271	
0	47.15549222	153.9942427	0.586160463	0	0.017908472	0.604068935	7.482305808	6443.273108	6443273	25.21							2	16.176%	4.077412066	
0	0	0.335139222	0.006147861	0	0	0.006147861	0.006064854	57.95847492			57958	30.62					3	1.870%		0.572609189
0	0	0	0	0	0	0	0	0										#REF!		
0	0.799791842	1.829676566	0.006312051	0	0.000497067	0.006809117	0.093350677	72.629134										#REF!		
0	0.011077423	0.093175165	0.009762948	0	1.45692E-06	0.009764405	0.023993589	104.1515708	104152	4.64							2	0.048%	0.00223731	
0	0	0.051310231	0.003023827	0	0	0.003023827	0.065799299	28.50689127			28507	9.69					3	0.291%		0.02818299
0.351875464	1.495462211	2.041096963	0.016806148	0.000108093	0.000171171	0.017085412	0.052432081	182.240746	182241	5.80							2	0.105%	0.006105909	
1.920753141	0	2.36463791	0.102982898	0.004522762	0	0.107505659	2.448332701	1014.154636			1014155	9.96					3	10.642%		1.059877682
0	0	0	0	0	0	0	0	0										#REF!		
0.182394305	0	0.575156939	0	0	0	0	0.172547454	18.62524559					18625	7.93				#REF!		
0.031645529	0.253205541	0.316053979	0.002692461	1.8439E-05	2.83372E-05	0.002739238	0.008279969	29.21795019	29218	5.71							2	0.017%	0.00094975	
0.186206527	0	0.24847355	0.010027321	0.000271902	0	0.010299223	0.192998605	97.15772055			97158	8.22					3	0.842%		0.069212405
0	0	0	0	0	0	0	0	0										#REF!		
0.011586208	0	0.171396931	0	0	0	0	0.064076323	5.867166175					5867	9.35				#REF!		
0.269361885	0.098415424	0.39918128	0.001197232	7.43639E-05	6.29202E-06	0.001277888	0.007309692	13.63053137	13631	10.81							2	0.015%	0.001586671	
0.070195343	0	0.081241705	0.002043328	0.000171462	0	0.00221479	0.045466674	20.8932182			20893	8.97					3	0.198%		0.017727535
0	0	0	0	0	0	0	0	0										#REF!		
0.135884997	0	0.771102134	0	0	0	0	0.082479928	13.91657005					13917	5.07				#REF!		
0	0.053581612	0.16775025	0.001434862	0	3.08439E-06	0.001437946	0.009575148	15.33778335	15338	12.59							2	0.019%	0.002419525	
0	0	0.000922158	2.54242E-05	0	0	2.54242E-05	0.000892679	0.239685059			240	15.36					3	0.004%		0.000595611
0	0	0	0	0	0	0	0	0										#REF!		
0	0	0.002276075	0	0	0	0	0.02152972	1.558185154					1558	12.92				#REF!		
0	0.003161474	0.111395157	6.65526E-05	0	2.72604E-07	6.68252E-05	0.000179054	0.712787931	713	5.06							2	0.000%	1.81924E-05	
53.85373237	0	57.01240569	0.934889764	0.065030079	0	0.999919843	17.24195073	9432.743836			9432744	7.54					3	73.547%		5.545442609
0	0	0	0	0	0	0	0	0										#REF!		
1.694567433	0	9.315608867	0	0	0	0	1.138773563	194.5764209					194576	6.31				#REF!		
0	104.3934147	374.0012261	1.242589181	0	0.034955531	1.277544712	23.13978786	13626.87106	13626871	36.73							2	49.814%	18.29715037	
0	0	0.050120024	0.000560582	0	0	0.000560582	0.000999051	5.284843579			5285	55.32					3	0.302%		0.167248071
0	0	0	0	0	0	0	0	0										#REF!		
0	3.598602821	8.544334131	0.030320999	0	0.001522656	0.031843655	0.448757761	339.6588589										#REF!		
0	7.98515288	28.07459973	0.099684275	0	0.002973401	0.102657676	1.596884089	1094.993306	1094993	31.73							2	3.458%	1.097485431	
0	0	7.37089E-05	1.48855E-06	0	0	1.48855E-06	1.41693E-06	0.014033225			14	29.55					3	0.000%		0.000126694
0	0	0	0	0	0	0	0	0										#REF!		
0	0.135890507	0.316649674	0.001107664	0	6.6185E-05	0.001173849	0.016351204	12.52080726										#REF!		
0	80.221201	264.1700924	0.859839219	0	0.025504871	0.88534409	13.33750861	9443.481423	9443481	30.59							2	28.751%	8.795147382	
0	0	0.191816404	0.002944206	0	0	0.002944206	0.003789182	27.75627005			27756	39.95					3	1.147%		0.458087162
0	0	0	0	0	0	0	0	0										#REF!		
0	1.267218076	2.942613764	0.010268242	0	0.000646582	0.010914824	0.151788553	116.4224636										#REF!		
1.256729887	16.32721786	24.32155162	0.072492026	0.000350107	0.001145626	0.073987758	0.530318143	789.1869727	789187	13.55							2	1.064%	0.144137216	
0.217564045	0	1.393172374	0.040952402	0.000259562	0	0.041211964	1.789617898	388.5225283			388523	19.08					3	7.666%		1.462871892
0	0	0	0	0	0	0	0	0										#REF!		
0.160201503	2.092619983	3.085696745	0.009876092	5.13256E-05	0.000143584	0.010071002	0.065076436	107.4218759	107422	12.21							2	0.131%	0.01594549	
0.10950659	0	0.827200769	0.022837076	0.000214138	0	0.023051214	0.839061366	217.3134916			217313	16.23					3	3.647%		0.592034289
0	0	0	0	0	0	0	0	0										#REF!		

CO_IDLEX	CO_STREX	CO_TOTEX	SOx_RUNEX	SOx_IDLEX	SOx_STREX	SOx_TOTEX	NH3_RUNEX	Fuel Consumption	Gallons	MPG	Gallons	MPG	Gallons	MPG	kwh	kwh/mi	vmt col	% of annual VMT by fuel	Gasoline	Diesel
0	12.3776465	56.97416165	0.00842267	0	0.000565287	0.008987958	0.041573414	95.86962971	95870	42.80							2	0.408%	0.174756221	
0	47.07516648	153.8094723	0.585611539	0	0.017903301	0.60351484	7.493242957	6437.362875	6437363	25.25							2	16.174%	4.083203956	
0	0	0.33139806	0.006126295	0	0	0.006126295	0.006056964	57.75515892			57755	30.69					3	1.833%		0.562519373
0	0	0	0	0	0	0	0	0										#REF!		
0	0.807705003	1.842105079	0.006339727	0	0.000501725	0.006841452	0.093766782	72.9740281										#REF!		
0	0.010198899	0.084485374	0.009746943	0	1.44007E-06	0.009748383	0.02395343	103.9806684	103981	4.64							2	0.048%	0.002231855	
0	0	0.050025732	0.003011739	0	0	0.003011739	0.065907754	28.39293001			28393	9.69					3	0.284%		0.027543998
0.343710276	1.4041426	1.924399764	0.016516618	0.000105175	0.000165695	0.016787488	0.051614704	179.0629614	179063	5.81							2	0.104%	0.006017612	
1.927756385	0	2.37322867	0.103821848	0.004521953	0	0.108343801	2.474588521	1022.061247			1022061	9.99					3	10.555%		1.054170248
0	0	0	0	0	0	0	0	0										#REF!		
0.181730981	0	0.573955981	0	0	0	0	0.172509519	18.58418687					18584	7.94				#REF!		
0.030393175	0.2331078	0.291734194	0.002628884	1.75944E-05	2.68952E-05	0.002673374	0.008112083	28.51541428	28515	5.74							2	0.016%	0.000933401	
0.187419065	0	0.247665564	0.010045559	0.000272985	0	0.010318544	0.193657092	97.3399858			97340	8.23					3	0.828%		0.068166623
0	0	0	0	0	0	0	0	0										#REF!		
0.011732763	0	0.172316863	0	0	0	0	0.064425815	5.886465777					5886	9.37				#REF!		
0.241525739	0.085592026	0.354078108	0.001051848	6.59272E-05	5.54535E-06	0.001123321	0.006504591	11.98184614	11982	10.94							2	0.013%	0.001428234	
0.066886267	0	0.077360794	0.001946294	0.000162326	0	0.00210862	0.043533928	19.89166809			19892	9.02					3	0.186%		0.01675315
0	0	0	0	0	0	0	0	0										#REF!		
0.130609962	0	0.724764673	0	0	0	0	0.078676947	13.20272082					13203	5.10				#REF!		
0	0.054046206	0.169855789	0.001457381	0	3.12531E-06	0.001460506	0.009746105	15.57842168	15578	12.61							2	0.020%	0.002466163	
0	0	0.000973914	2.54397E-05	0	0	2.54397E-05	0.000893221	0.239830697			240	15.36					3	0.004%		0.000584938
0	0	0	0	0	0	0	0	0										#REF!		
0	0	0.002157228	0	0	0	0	0.021981436	1.588194751					1588	12.94				#REF!		

Construction Offroad Calculations

Nothing for the user to do here.

This tab calculates fuel consumption from offroad equipment and schedule input in the USER INPUT tab

Fuel consumption calculated from OFFROAD based on fuel consumption divided by horsepower hours to generate an average for all epuipment output

Total = 0

OffRoad Equipment

Phase Name	Offroad Equipment Type	Amount	Usage Hours	Horse Power	Load Factor	Days	total hp-hrs	Gallons per hp-hr	Gallons
Linear, Grubbing & Land Clearing	Crawler Tractors	0	0	0	0	0	0	0.027	0
Linear, Grubbing & Land Clearing	Excavators	0	0	0	0	0	0	0.027	0
Linear, Grubbing & Land Clearing	Signal Boards	0	0	0	0	0	0	0.027	0
Linear, Grading & Excavation	Cranes	0	0	0	0	0	0	0.027	0
Linear, Grading & Excavation	Crawler Tractors	0	0	0	0	0	0	0.027	0
Linear, Grading & Excavation	Excavators	0	0	0	0	0	0	0.027	0
Linear, Grading & Excavation	Graders	2	8	148	0.41	0	0	0.027	0
Linear, Grading & Excavation	Rollers	0	0	0	0	0	0	0.027	0
Linear, Grading & Excavation	Rubber Tired Loader	2	8	367	0.36	0	0	0.027	0
Linear, Grading & Excavation	Scrapers	0	0	0	0	0	0	0.027	0
Linear, Grading & Excavation	Signal Boards	0	0	0	0	0	0	0.027	0
Linear, Grading & Excavation	Tractors/Loaders/Ba	4	8	84	0.37	0	0	0.027	0
Linear, Drainage, Utilities, & Sub-Grad	Air Compressors	0	0	0	0	0	0	0.027	0
Linear, Drainage, Utilities, & Sub-Grad	Generator Sets	0	0	0	0	0	0	0.027	0
Linear, Drainage, Utilities, & Sub-Grad	Graders	0	0	0	0	0	0	0.027	0
Linear, Drainage, Utilities, & Sub-Grad	Plate Compactors	0	0	0	0	0	0	0.027	0
Linear, Drainage, Utilities, & Sub-Grad	Pumps	0	0	0	0	0	0	0.027	0
Linear, Drainage, Utilities, & Sub-Grad	Rough Terrain Forkli	0	0	0	0	0	0	0.027	0
Linear, Drainage, Utilities, & Sub-Grad	Scrapers	0	0	0	0	0	0	0.027	0
Linear, Drainage, Utilities, & Sub-Grad	Signal Boards	0	0	0	0	0	0	0.027	0
Linear, Drainage, Utilities, & Sub-Grad	Tractors/Loaders/Ba	0	0	0	0	0	0	0.027	0
Electrical and Lighting	Air Compressors	0	0	0	0	0	0	0.027	0
Electrical and Lighting	Generator Sets	0	0	0	0	0	0	0.027	0
Electrical and Lighting	Graders	0	0	0	0	0	0	0.027	0
Electrical and Lighting	Plate Compactors	0	0	0	0	0	0	0.027	0
Electrical and Lighting	Pumps	0	0	0	0	0	0	0.027	0
Electrical and Lighting	Rough Terrain Forkli	0	0	0	0	0	0	0.027	0
Electrical and Lighting	Scrapers	0	0	0	0	0	0	0.027	0
Electrical and Lighting	Signal Boards	0	0	0	0	0	0	0.027	0
Electrical and Lighting	Tractors/Loaders/Ba	0	0	0	0	0	0	0.027	0
Linear, Paving	Pavers	1	8	81	0.42	0	0	0.027	0
Linear, Paving	Paving Equipment	1	8	89	0.36	0	0	0.027	0
Linear, Paving	Rollers	1	8	36	0.38	0	0	0.027	0
Linear, Paving	Cement and Mortar	1	6	10	0.56	0	0	0.027	0
Linear, Paving	Tractors/Loaders/Ba	0	0	0	0	0	0	0.027	0
Linear, Grubbing & Land Clearing	Crawler Tractors	0	0	0	0	0	0	0.027	0
Linear, Grubbing & Land Clearing	Excavators	0	0	0	0	0	0	0.027	0
Linear, Grubbing & Land Clearing	Signal Boards	0	0	0	0	0	0	0.027	0
Linear, Grading & Excavation	Crawler Tractors	0	0	0	0	0	0	0.027	0
Linear, Grading & Excavation	Excavators	0	0	0	0	0	0	0.027	0
Linear, Grading & Excavation	Graders	0	0	0	0	0	0	0.027	0
Linear, Grading & Excavation	Rollers	0	0	0	0	0	0	0.027	0
Linear, Grading & Excavation	Rubber Tired Loader	0	0	0	0	0	0	0.027	0
Linear, Grading & Excavation	Scrapers	0	0	0	0	0	0	0.027	0
Linear, Grading & Excavation	Signal Boards	0	0	0	0	0	0	0.027	0
Linear, Grading & Excavation	Tractors/Loaders/Ba	0	0	0	0	0	0	0.027	0
Linear, Drainage, Utilities, & Sub-Grad	Air Compressors	0	0	0	0	0	0	0.027	0
Linear, Drainage, Utilities, & Sub-Grad	Generator Sets	0	0	0	0	0	0	0.027	0
Linear, Drainage, Utilities, & Sub-Grad	Graders	0	0	0	0	0	0	0.027	0
Linear, Drainage, Utilities, & Sub-Grad	Plate Compactors	0	0	0	0	0	0	0.027	0
Linear, Drainage, Utilities, & Sub-Grad	Pumps	0	0	0	0	0	0	0.027	0
Linear, Drainage, Utilities, & Sub-Grad	Rough Terrain Forkli	0	0	0	0	0	0	0.027	0
Linear, Drainage, Utilities, & Sub-Grad	Scrapers	0	0	0	0	0	0	0.027	0
Linear, Drainage, Utilities, & Sub-Grad	Signal Boards	0	0	0	0	0	0	0.027	0
Linear, Drainage, Utilities, & Sub-Grad	Tractors/Loaders/Ba	0	0	0	0	0	0	0.027	0
Linear, Paving	Pavers	0	0	0	0	0	0	0.027	0
Linear, Paving	Paving Equipment	0	0	0	0	0	0	0.027	0
Linear, Paving	Rollers	0	0	0	0	0	0	0.027	0
Linear, Paving	Signal Boards	0	0	0	0	0	0	0.027	0
Linear, Paving	Tractors/Loaders/Ba	0	0	0	0	0	0	0.027	0

3.0 Construction Detail

Construction Phase

Phase Number	Phase Name	Phase Type	Start Date	End Date	Num Days Week	Num Days	Phase Description
1	Linear, Grubbing & Land Clearing	Linear, Grubbing & Land Clearing	9/11/2025	9/19/2025	5	0	Bridge
2	Linear, Grading & Excavation	Linear, Grading & Excavation	9/22/2025	11/4/2025	5	0	Bridge
3	Linear, Drainage, Utilities, & Sub-Grade	Linear, Drainage, Utilities, & Sub-Grade	11/5/2025	12/3/2025	5	0	Bridge
4	Electrical and Lighting	Linear, Drainage, Utilities, & Sub-Grade	2/2/2026	3/27/2026	5	0	Parking Electrical and Lighting
5	Linear, Paving	Linear, Paving	12/4/2025	12/18/2025	5	0	Bridge
6	Site Clearing	Site Preparation	5/1/2025	5/14/2025	5	5	Site Clearing
7	Grading (Site bal., agg base, bioretention	Grading	5/15/2025	7/23/2025	5	20	Grading (Site bal., agg base, bioretention
8	Grading (Creek Channel Mod)	Grading	5/13/2026	7/7/2026	5	0	Creek Channel Mod
9	Paving (HMA and Concrete)	Paving	7/24/2025	9/10/2025	5	25	Paving (HMA and Concrete)
10	Architectural Coating	Architectural Coating	1/29/2026	2/25/2026	5	5	Line Painting
11	Linear, Grubbing & Land Clearing	Linear, Grubbing & Land Clearing	12/18/2025	12/22/2025	5	0	Road Mod
12	Linear, Grading & Excavation	Linear, Grading & Excavation	12/23/2025	1/11/2026	5	0	Road Mod
13	Linear, Drainage, Utilities, & Sub-Grade	Linear, Drainage, Utilities, & Sub-Grade	1/12/2026	1/24/2026	5	0	Road Mod
14	Linear, Paving	Linear, Paving	1/25/2026	2/1/2026	5	0	Road Mod

Construction Mobile Calculations

Nothing for the user to do here.

Trips and VMT										
Phase Name	Offroad Equipment Count	Worker Trip Number	Vendor Trip Number	Hauling Trip Number	Worker Trip Length	Vendor Trip Length	Hauling Trip Length	Worker Vehicle Class	Vendor Vehicle Class	Hauling Vehicle Class
Linear, Grubbing & Land C	0	0	0	0	9.53	7.16	20	LD_Mix	HDT_Mix	HHDT
Linear, Grading & Excavat	8	0	0	0	9.53	7.16	20	LD_Mix	HDT_Mix	HHDT
Linear, Drainage, Utilities,	0	0	0	0	9.53	7.16	20	LD_Mix	HDT_Mix	HHDT
Electrical and Lighting	0	0	0	0	9.53	7.16	20	LD_Mix	HDT_Mix	HHDT
Linear, Paving	4	0	0	0	9.53	7.16	20	LD_Mix	HDT_Mix	HHDT
Site Clearing	0	8	0	25	9.53	7.16	7.5	LD_Mix	HDT_Mix	HHDT
Grading (Site bal., agg bas	0	10	0	22	9.53	7.16	7.5	LD_Mix	HDT_Mix	HHDT
Grading (Creek Channel M	0	15	0	0	9.53	7.16	20	LD_Mix	HDT_Mix	HHDT
Paving (HMA and Concret	0	13	0	0	9.53	7.16	20	LD_Mix	HDT_Mix	HHDT
Architectural Coating	0	0	0	0	9.53	7.16	20	LD_Mix	HDT_Mix	HHDT
Linear, Grubbing & Land C	0	0	0	0	9.53	7.16	20	LD_Mix	HDT_Mix	HHDT
Linear, Grading & Excavat	0	0	0	0	9.53	7.16	20	LD_Mix	HDT_Mix	HHDT

Nothing to do here. This Phase Calculates VMT by Type

Phase Name	Worker VMT	Vendor VMT	Haul VMT
Linear, Grubbing & Land C	0	0	0
Linear, Grading & Excavat	0	0	0
Linear, Drainage, Utilities,	0	0	0
Electrical and Lighting	0	0	0
Linear, Paving	0	0	0
Site Clearing	76.24	0	187.5
Grading (Site bal., agg bas	95.3	0	165
Grading (Creek Channel M	142.95	0	0
Paving (HMA and Concret	123.89	0	0
Architectural Coating	0	0	0
Linear, Grubbing & Land C	0	0	0
Linear, Grading & Excavat	0	0	0

Nothing to do here. This Looks up MPG by type based on the construction year

Phase Name	Year	Worker MPG	Vendor MPG	Haul MPG
Linear, Grubbing & Land Clearing	2025	27.28	7.43	6.11
Linear, Grading & Excavation	2025	27.28	7.43	6.11
Linear, Drainage, Utilities, & Sub-Grade	2025	27.28	7.43	6.11
Electrical and Lighting	2025	27.28	7.43	6.11
Linear, Paving	2025	27.28	7.43	6.11
Site Clearing	2025	27.28	7.43	6.11
Grading (Site bal., agg base, bioretention	2025	27.28	7.43	6.11
Grading (Creek Channel Mod)	2025	27.28	7.43	6.11
Paving (HMA and Concrete)	2025	27.28	7.43	6.11
Architectural Coating	2025	27.28	7.43	6.11
Linear, Grubbing & Land Clearing Road Mod	2025	27.28	7.43	6.11
Linear, Grading & Excavation Road Mod	2025	27.28	7.43	6.11

Nothing to do here. This Phase Calculates Energy from Workers

Phase Name	Total gallons of gasoline	Total gallons of diesel
Linear, Grubbing & Land C	0	
Linear, Grading & Excavat	0	
Linear, Drainage, Utilities,	0	
Electrical and Lighting	0	
Linear, Paving	0	
Site Clearing	3	
Grading (Site bal., agg bas	2,599	
Grading (Creek Channel M	3,899	
Paving (HMA and Concret	3,379	
Architectural Coating	0	
Linear, Grubbing & Land C	0	
Linear, Grading & Excavat	0	
	9,880	

Nothing to do here. This Phase Calculates Energy from Trucks

Phase Name	Total gallons of gasoline	Total gallons of diesel
Linear, Grubbing & Land Clearing		0
Linear, Grading & Excavation		0
Linear, Drainage, Utilities, & Sub-Grade		0
Electrical and Lighting		0
Linear, Paving		0
Site Clearing		1,146
Grading (Site bal., agg base, bioretention		1,009
Grading (Creek Channel Mod)		0
Paving (HMA and Concrete)		0
Architectural Coating		0
Linear, Grubbing & Land Clearing Road Mo		0
Linear, Grading & Excavation Road Mod		0
		2,155

Construction Worker Commute MPG Estimate

Nothing for the user to do here.

Summary By Year	Gasoline mpg
2000	20.72
2001	20.87
2002	21.05
2003	21.12
2004	21.15
2005	21.25
2006	21.29
2007	21.37
2008	21.43
2009	21.27
2010	21.50
2011	21.69
2012	21.96
2013	22.30
2014	22.67
2015	23.11
2016	23.57
2017	23.93
2018	24.27
2019	24.55
2020	24.73
2021	25.21
2022	25.66
2023	26.16
2024	26.70
2025	27.28
2026	27.86
2027	28.41
2028	28.95
2029	29.47
2030	29.96
2031	30.42
2032	30.85
2033	31.24
2034	31.61
2035	31.94
2036	32.24
2037	32.51
2038	32.75
2039	32.95
2040	33.13
2041	33.29
2042	33.42
2043	33.54
2044	33.63
2045	33.71
2046	33.78
2047	33.83
2048	33.88
2049	33.92
2050	33.95

Splits from caleemod

LDA	50%
LDT1	25%
LDT2	25%

EMFAC OUTPUT
Source: EMFAC2021 (v1.0.2) Emissions Inventory
Region Type: Statewide
Region: California
Calendar Year: 2000, 2001, 2002, 2003, 2004, 2005, 2006, 2007, 2008, 2009, 2010, 2011, 2012, 2013, 2014, 2015, 2016, 2017, 2018, 2019, 2020, 2021, 2022, 2023, 2024, 2025, 2026, 2027, 2028, 2029, 2030, 2031, 2032, 2033, 2034, 2035, 2036, 2037, 2038, 2039, 2040, 2041, 2042, 2043, 2044, 2045, 2046, 2047, 2048, 2049, 2050
Season: Annual
Vehicle Classification: EMFAC2007 Categories
Units: miles/day for CVMT and EVMT, trips/day for Trips, kWh/day for Energy Consumption, tons/day for Emissions, 1000 gallons/day for Fuel Consumption

Region	CalYr	Veh Class	MdlYr	Speed	Fuel	Population (Vehicles)	Total VMT (Daily)	Combustion VMT (daily)	Electric VMT (Daily)	Trips/day	EV Kwh/day	Fuel Consumption (1000 gallons/day)	Gasoline Gallons/day	MPG	MPG Weighting for Summary
Statewide Totals	2000	LDA	Aggregate	Aggregate	Gasoline	12975810.26	471611911.4	471611911.4	0	60588684.54	0	20516.22951	20,516,230	22.99	11.49363023
Statewide Totals	2000	LDT1	Aggregate	Aggregate	Gasoline	2319618.59	78517211.39	78517211.39	0	10534753.99	0	3922.369487	3,922,369	20.02	5.004450222
Statewide Totals	2000	LDT2	Aggregate	Aggregate	Gasoline	3662790.05	139664976.6	139664976.6	0	17446453.35	0	8279.710588	8,279,711	16.87	4.2170851
Statewide Totals	2001	LDA	Aggregate	Aggregate	Gasoline	13308544.39	470242123.6	470242123.6	0	62270349.67	0	20261.99873	20,261,999	23.21	11.60404089
Statewide Totals	2001	LDT1	Aggregate	Aggregate	Gasoline	2278707.907	74688562.89	74688562.89	0	10357792.76	0	3717.996433	3,717,996	20.09	5.022097536
Statewide Totals	2001	LDT2	Aggregate	Aggregate	Gasoline	3920021.363	144945820.5	144945820.5	0	18709138.01	0	8536.151496	8,536,151	16.98	4.245057641
Statewide Totals	2002	LDA	Aggregate	Aggregate	Gasoline	13337653.68	489768886.2	489768886.2	0	62474621.21	0	20891.40003	20,891,400	23.44	11.7217823
Statewide Totals	2002	LDT1	Aggregate	Aggregate	Gasoline	2148790.296	73247238.67	73247238.67	0	9780555.43	0	3623.053452	3,623,053	20.22	5.054247725
Statewide Totals	2002	LDT2	Aggregate	Aggregate	Gasoline	3918885.908	149373101.5	149373101.5	0	18684596.2	0	8741.187482	8,741,187	17.09	4.272105528
Statewide Totals	2003	LDA	Aggregate	Aggregate	Gasoline	13289987.44	475681261.1	475681261.1	0	62230478.6	0	20188.22173	20,188,222	23.56	11.78115803
Statewide Totals	2003	LDT1	Aggregate	Aggregate	Gasoline	2113483.179	69150105.48	69150105.48	0	9563720.468	0	3422.429503	3,422,430	20.20	5.051243964
Statewide Totals	2003	LDT2	Aggregate	Aggregate	Gasoline	4205849.42	156093679.6	156093679.6	0	20045006	0	9098.822347	9,098,822	17.16	4.28884293
Statewide Totals	2004	LDA	Aggregate	Aggregate	Gasoline	13615726.33	474894518.6	474894518.6	0	63711787.26	0	20162.35985	20,162,360	23.55	11.77675932
Statewide Totals	2004	LDT1	Aggregate	Aggregate	Gasoline	2016966.816	63407313.17	63407313.17	0	9072281.745	0	3142.454857	3,142,455	20.18	5.044409232
Statewide Totals	2004	LDT2	Aggregate	Aggregate	Gasoline	4427127.291	160266368.7	160266368.7	0	21093497.06	0	9263.983011	9,263,983	17.30	4.324985499
Statewide Totals	2005	LDA	Aggregate	Aggregate	Gasoline	13394010.81	468748489.1	468748489.1	0	62846346.39	0	19824.98503	19,824,985	23.64	11.82216502
Statewide Totals	2005	LDT1	Aggregate	Aggregate	Gasoline	1930842.958	59325460.71	59325460.71	0	8632923.912	0	2936.382536	2,936,383	20.20	5.050896808
Statewide Totals	2005	LDT2	Aggregate	Aggregate	Gasoline	4491068.049	162347131.8	162347131.8	0	21437526.95	0	9269.614322	9,269,614	17.51	4.378475905
Statewide Totals	2006	LDA	Aggregate	Aggregate	Gasoline	13511187.35	461129254	461129254	0	63396760.88	0	19496.15006	19,496,150	23.65	11.8261619
Statewide Totals	2006	LDT1	Aggregate	Aggregate	Gasoline	1884731.636	55555554.12	55555554.12	0	8375968.614	0	2749.635225	2,749,635	20.20	5.051174936
Statewide Totals	2006	LDT2	Aggregate	Aggregate	Gasoline	4533327.192	158512879.8	158512879.8	0	21589219.61	0	8981.54321	8,981,543	17.65	4.412183856
Statewide Totals	2007	LDA	Aggregate	Aggregate	Gasoline	13518233.23	456342218.9	456342218.9	0	63474357.69	0	19235.68299	19,235,683	23.72	11.8618668
Statewide Totals	2007	LDT1	Aggregate	Aggregate	Gasoline	1808196.5	52115470.46	52115470.46	0	8004644.001	0	2574.685206	2,574,685	20.24	5.060373043
Statewide Totals	2007	LDT2	Aggregate	Aggregate	Gasoline	4605095.356	158249117.2	158249117.2	0	21902432.67	0	8889.163881	8,889,164	17.80	4.450618734
Statewide Totals	2008	LDA	Aggregate	Aggregate	Gasoline	13291596.14	437604642.1	437604642.1	0	62347769.15	0	18419.8217	18,419,822	23.76	11.87863404
Statewide Totals	2008	LDT1	Aggregate	Aggregate	Gasoline	1764504.156	50303575.98	50303575.98	0	7833550.083	0	2476.568378	2,476,568	20.31	5.077951454
Statewide Totals	2008	LDT2	Aggregate	Aggregate	Gasoline	4573822.962	151904459.6	151904459.6	0	21660972.09	0	8490.78155	8,490,782	17.89	4.472628896
Statewide Totals	2009	LDA	Aggregate	Aggregate	Gasoline	13178662.84	433497119.1	433497119.1	0	61570530.61	0	18398.75083	18,398,751	23.56	11.7806128
Statewide Totals	2009	LDT1	Aggregate	Aggregate	Gasoline	1687519.156	48512286.25	48512286.25	0	7480952.92	0	2404.226576	2,404,227	20.18	5.044479453
Statewide Totals	2009	LDT2	Aggregate	Aggregate	Gasoline	4539096.558	149799400.1	149799400.1	0	21361890.07	0	8432.176222	8,432,176	17.77	4.441303056
Statewide Totals	2010	LDA	Aggregate	Aggregate	Gasoline	13034485.8	443052047.8	443052047.8	0	60728533.69	0	18590.05665	18,590,057	23.83	11.91637164
Statewide Totals	2010	LDT1	Aggregate	Aggregate	Gasoline	1631795.379	48585578.49	48585578.49	0	7217402.283	0	2387.93689	2,387,937	20.35	5.086564337
Statewide Totals	2010	LDT2	Aggregate	Aggregate	Gasoline	4539398.631	154081676.2	154081676.2	0	21253478.45	0	8570.865122	8,570,865	17.98	4.494344329
Statewide Totals	2011	LDA	Aggregate	Aggregate	Gasoline	12971612.01	440985043.2	440985043.2	0	60326141.16	0	18338.85806	18,338,858	24.05	12.02324163
Statewide Totals	2011	LDT1	Aggregate	Aggregate	Gasoline	1538031.315	45260246.32	45260246.32	0	6757553.648	0	2217.304332	2,217,304	20.41	5.103071065
Statewide Totals	2011	LDT2	Aggregate	Aggregate	Gasoline	4629309.295	157050899.3	157050899.3	0	21614427.07	0	8605.073736	8,605,074	18.25	4.562741243
Statewide Totals	2012	LDA	Aggregate	Aggregate	Gasoline	13123742.01	448579153.5	448579153.5	0	61007955.1	0	18414.04232	18,414,042	24.36	12.18035523
Statewide Totals	2012	LDT1	Aggregate	Aggregate	Gasoline	1495749.046	44087669.36	44087669.36	0	6555115.773	0	2140.363646	2,140,364	20.60	5.14955361
Statewide Totals	2012	LDT2	Aggregate	Aggregate	Gasoline	4710185.744	159856016.2	159856016.2	0	21936673.31	0	8632.116988	8,632,117	18.52	4.629687491
Statewide Totals	2013	LDA	Aggregate	Aggregate	Gasoline	13410044.11	460981225.1	460981225.1	0	62351338.19	0	18623.81929	18,623,819	24.75	12.37611947
Statewide Totals	2013	LDT1	Aggregate	Aggregate	Gasoline	1476705.386	43684740.63	43684740.63	0	6465722.676	0	2095.322514	2,095,323	20.85	5.212173823
Statewide Totals	2013	LDT2	Aggregate	Aggregate	Gasoline	4879350.73	166070517.3	166070517.3	0	22705560.47	0	8812.587756	8,812,588	18.84	4.711173434
Statewide Totals	2014	LDA	Aggregate	Aggregate	Gasoline	13609448.1	474015888.9	474015888.9	0	63353028.53	0	18848.23549	18,848,235	25.15	12.57454283
Statewide Totals	2014	LDT1	Aggregate	Aggregate	Gasoline	1443740.814	43518043.86	43518043.86	0	6348191.186	0	2052.955987	2,052,956	21.20	5.299437024

Region	CalYr	Veh Class	MdlYr	Speed	Fuel	Population (Vehicles)	Total VMT (Daily)	Combustion VMT (daily)	Electric VMT (Daily)	Trips/day	EV Kwh/day	Fuel Consumption (1000 gallons/day)	Gasoline Gallons/day	MPG	MPG Weighting for Summary
Statewide Totals	2014	LDT2	Aggregate	Aggregate	Gasoline	5024240.2	172405408.2	172405408.2	0	23359456.44	0	8985.447381	8,985,447	19.19	4.796795331
Statewide Totals	2015	LDA	Aggregate	Aggregate	Gasoline	13950022.6	501705189.7	501705189.7	0	65070535.37	0	19591.69434	19,591,694	25.61	12.80402759
Statewide Totals	2015	LDT1	Aggregate	Aggregate	Gasoline	1517351.486	48349819.81	48349819.81	0	6731863.228	0	2221.926118	2,221,926	21.76	5.440079602
Statewide Totals	2015	LDT2	Aggregate	Aggregate	Gasoline	5118410.814	178399337.1	178399337.1	0	23711717.75	0	9168.528486	9,168,528	19.46	4.864448461
Statewide Totals	2016	LDA	Aggregate	Aggregate	Gasoline	13947603.04	537137077.2	537137077.2	0	65141591.28	0	20585.08543	20,585,085	26.09	13.04675365
Statewide Totals	2016	LDT1	Aggregate	Aggregate	Gasoline	1517821.54	52647459.69	52647459.69	0	6776157.181	0	2361.340938	2,361,341	22.30	5.573894354
Statewide Totals	2016	LDT2	Aggregate	Aggregate	Gasoline	4986778.316	184223198.1	184223198.1	0	23042596.88	0	9300.720728	9,300,721	19.81	4.951852751
Statewide Totals	2017	LDA	Aggregate	Aggregate	Gasoline	14039797.36	522168808.9	522168808.9	0	65699639.57	0	19730.10519	19,730,105	26.47	13.23279334
Statewide Totals	2017	LDT1	Aggregate	Aggregate	Gasoline	1521398.898	50202272.56	50202272.56	0	6771081.246	0	2236.859298	2,236,859	22.44	5.610799102
Statewide Totals	2017	LDT2	Aggregate	Aggregate	Gasoline	5407712.416	195153404.9	195153404.9	0	25120589.75	0	9590.223857	9,590,224	20.35	5.087300564
Statewide Totals	2018	LDA	Aggregate	Aggregate	Gasoline	13941722.43	518760540.9	518760540.9	0	65176045.58	0	19362.51546	19,362,515	26.79	13.39600069
Statewide Totals	2018	LDT1	Aggregate	Aggregate	Gasoline	1489629.168	49263752.23	49263752.23	0	6627585.669	0	2169.800566	2,169,801	22.70	5.676069152
Statewide Totals	2018	LDT2	Aggregate	Aggregate	Gasoline	5563436.713	202680869.1	202680869.1	0	25889042.91	0	9748.538403	9,748,538	20.79	5.197724538
Statewide Totals	2019	LDA	Aggregate	Aggregate	Gasoline	13805991.12	513542901.4	513542901.4	0	64465681.77	0	18954.62434	18,954,624	27.09	13.54663886
Statewide Totals	2019	LDT1	Aggregate	Aggregate	Gasoline	1540249.409	49062094.83	49062094.83	0	6750703.06	0	2161.819334	2,161,819	22.69	5.673704326
Statewide Totals	2019	LDT2	Aggregate	Aggregate	Gasoline	5806444.31	215050597.7	215050597.7	0	27151190.2	0	10090.86286	10,090,863	21.31	5.327854536
Statewide Totals	2020	LDA	Aggregate	Aggregate	Gasoline	13489082.46	443837354.9	443837354.9	0	62803005.39	0	16273.27925	16,273,279	27.27	13.63699805
Statewide Totals	2020	LDT1	Aggregate	Aggregate	Gasoline	1481704.843	41864928.04	41864928.04	0	6473871.542	0	1836.135889	1,836,136	22.80	5.70014021
Statewide Totals	2020	LDT2	Aggregate	Aggregate	Gasoline	5815850.06	191758272.6	191758272.6	0	27160595.35	0	8882.649833	8,882,650	21.59	5.39698953
Statewide Totals	2021	LDA	Aggregate	Aggregate	Gasoline	13261740.55	508431764.6	508431764.6	0	61620786.49	0	18311.19659	18,311,197	27.77	13.88308411
Statewide Totals	2021	LDT1	Aggregate	Aggregate	Gasoline	1431765.081	47246754.96	47246754.96	0	6242428.765	0	2037.58539	2,037,585	23.19	5.796904905
Statewide Totals	2021	LDT2	Aggregate	Aggregate	Gasoline	5866044.745	226498420.2	226498420.2	0	27380953.24	0	10233.36616	10,233,366	22.13	5.533331279
Statewide Totals	2022	LDA	Aggregate	Aggregate	Gasoline	13143383.38	510193142.8	510193142.8	0	61016807.1	0	18072.10619	18,072,106	28.23	14.11548652
Statewide Totals	2022	LDT1	Aggregate	Aggregate	Gasoline	1390471.93	46559751.09	46559751.09	0	6056811.239	0	1979.60724	1,979,607	23.52	5.879922813
Statewide Totals	2022	LDT2	Aggregate	Aggregate	Gasoline	5974705.165	234480220.8	234480220.8	0	27900439.71	0	10346.58715	10,346,587	22.66	5.66564166
Statewide Totals	2023	LDA	Aggregate	Aggregate	Gasoline	13036208.31	510256808.6	510256808.6	0	60476336.1	0	17745.30412	17,745,304	28.75	14.37723482
Statewide Totals	2023	LDT1	Aggregate	Aggregate	Gasoline	1352184.578	45737125.5	45737125.5	0	5886606.993	0	1914.262762	1,914,263	23.89	5.973203681
Statewide Totals	2023	LDT2	Aggregate	Aggregate	Gasoline	6085858.683	241447853.3	241447853.3	0	28427213.93	0	10396.51888	10,396,519	23.22	5.805978328
Statewide Totals	2024	LDA	Aggregate	Aggregate	Gasoline	12932359.29	508129292.9	508129292.9	0	59956651.18	0	17319.73666	17,319,737	29.34	14.66908253
Statewide Totals	2024	LDT1	Aggregate	Aggregate	Gasoline	1316921.629	44795753.09	44795753.09	0	5731283.119	0	1842.693519	1,842,694	24.31	6.077482856
Statewide Totals	2024	LDT2	Aggregate	Aggregate	Gasoline	6196167.719	247080529.8	247080529.8	0	28942872.05	0	10373.48664	10,373,487	23.82	5.954616283
Statewide Totals	2025	LDA	Aggregate	Aggregate	Gasoline	12837662.63	503812695	503812695	0	59480990.17	0	16815.89482	16,815,895	29.96	14.98025233
Statewide Totals	2025	LDT1	Aggregate	Aggregate	Gasoline	1284221.585	43707488.99	43707488.99	0	5587632.307	0	1765.785156	1,765,785	24.75	6.188109696
Statewide Totals	2025	LDT2	Aggregate	Aggregate	Gasoline	6307223.657	251275667.7	251275667.7	0	29454216.16	0	10286.46844	10,286,468	24.43	6.106946935
Statewide Totals	2026	LDA	Aggregate	Aggregate	Gasoline	12771098.48	500207112.7	500207112.7	0	59152857.36	0	16345.16321	16,345,163	30.60	15.30138018
Statewide Totals	2026	LDT1	Aggregate	Aggregate	Gasoline	1253937.171	42656830.63	42656830.63	0	5456152.65	0	1692.107408	1,692,107	25.21	6.302323132
Statewide Totals	2026	LDT2	Aggregate	Aggregate	Gasoline	6421310.209	254927112.9	254927112.9	0	29974809.56	0	10188.3797	10,188,380	25.02	6.255339919
Statewide Totals	2027	LDA	Aggregate	Aggregate	Gasoline	12713197.15	497958751.9	497958751.9	0	58870070.55	0	15956.11242	15,956,112	31.21	15.60401239
Statewide Totals	2027	LDT1	Aggregate	Aggregate	Gasoline	1225902.987	41758052.73	41758052.73	0	5335951.785	0	1627.75757	1,627,758	25.65	6.413432425
Statewide Totals	2027	LDT2	Aggregate	Aggregate	Gasoline	6533169.785	258779163.7	258779163.7	0	30476806.19	0	10123.05145	10,123,051	25.56	6.390838895
Statewide Totals	2028	LDA	Aggregate	Aggregate	Gasoline	12663212.99	495970018.1	495970018.1	0	58628535.93	0	15592.92613	15,592,926	31.81	15.90368652
Statewide Totals	2028	LDT1	Aggregate	Aggregate	Gasoline	1200266.34	40926999.05	40926999.05	0	5226264.453	0	1567.488022	1,567,488	26.11	6.527481946
Statewide Totals	2028	LDT2	Aggregate	Aggregate	Gasoline	6642218.738	262284437.4	262284437.4	0	30959233.65	0	10055.18308	10,055,183	26.08	6.521125353
Statewide Totals	2029	LDA	Aggregate	Aggregate	Gasoline	12617064.27	494219801.3	494219801.3	0	58412990.62	0	15266.56283	15,266,563	32.37	16.18634813
Statewide Totals	2029	LDT1	Aggregate	Aggregate	Gasoline	1175800.929	40158563.69	40158563.69	0	5124068.226	0	1512.013938	1,512,014	26.56	6.639912947
Statewide Totals	2029	LDT2	Aggregate	Aggregate	Gasoline	6745633.872	265424505.8	265424505.8	0	31410485.89	0	9991.010528	9,991,011	26.57	6.641583077
Statewide Totals	2030	LDA	Aggregate	Aggregate	Gasoline	12575247.61	492664868.9	492664868.9	0	58223662.58	0	14972.5392	14,972,539	32.90	16.45228182
Statewide Totals	2030	LDT1	Aggregate	Aggregate	Gasoline	1152397.047	39443600.95	39443600.95	0	5028509.505	0	1460.729539	1,460,730	27.00	6.750668057
Statewide Totals	2030	LDT2	Aggregate	Aggregate	Gasoline	6843054.714	268210579.7	268210579.7	0	31829791.61	0	9928.128104	9,928,128	27.02	6.753805373
Statewide Totals	2031	LDA	Aggregate	Aggregate	Gasoline	12540563.04	491434775.7	491434775.7	0	58071999.05	0	14712.67188	14,712,672	33.40	16.70107169
Statewide Totals	2031	LDT1	Aggregate	Aggregate	Gasoline	1130193.347	38797045.6	38797045.6	0	4940595.543	0	1413.949751	1,413,950	27.44	6.859693136
Statewide Totals	2031	LDT2	Aggregate	Aggregate	Gasoline	6932398.074	270681334.8	270681334.8	0	32212704.77	0	9866.535336	9,866,535	27.43	6.858571059
Statewide Totals	2032	LDA	Aggregate	Aggregate	Gasoline	12513070.96	490567212.3	490567212.3	0	57960125.66	0	14488.28838	14,488,288	33.86	16.92978493
Statewide Totals	2032	LDT1	Aggregate	Aggregate	Gasoline	1110384.98	38222875.08	38222875.08	0	4862360.696	0	1372.237715	1,372,238	27.85	6.963603073
Statewide Totals	2032	LDT2	Aggregate	Aggregate	Gasoline	7015202.506	272901844.5	272901844.5	0	32565469.68	0	9808.87095	9,808,871	27.82	6.955485648
Statewide Totals	2033	LDA	Aggregate	Aggregate	Gasoline	12494333.22	490044152.4	490044152.4	0	57890194.11	0	14299.32919	14,299,329	34.27	17.13521473

Region	CalYr	Veh Class	MdlYr	Speed	Fuel	Population (Vehicles)	Total VMT (Daily)	Combustion VMT (daily)	Electric VMT (Daily)	Trips/day	EV Kwh/day	Fuel Consumption (1000 gallons/day)	Gasoline Gallons/day	MPG	MPG Weighting for Summary
Statewide Totals	2033	LDT1	Aggregate	Aggregate	Gasoline	1093114.139	37726555.22	37726555.22	0	4794437.6	0	1335.709636	1,335,710	28.24	7.061144542
Statewide Totals	2033	LDT2	Aggregate	Aggregate	Gasoline	7089140.609	274843228.8	274843228.8	0	32880363.78	0	9754.348224	9,754,348	28.18	7.044120797
Statewide Totals	2034	LDA	Aggregate	Aggregate	Gasoline	12482173.61	489828263.9	489828263.9	0	57856507.45	0	14136.60799	14,136,608	34.65	17.32481597
Statewide Totals	2034	LDT1	Aggregate	Aggregate	Gasoline	1075761.597	37260627.88	37260627.88	0	4728819.368	0	1301.498194	1,301,498	28.63	7.157256933
Statewide Totals	2034	LDT2	Aggregate	Aggregate	Gasoline	7156982.634	276578794.5	276578794.5	0	33168275.2	0	9702.640019	9,702,640	28.51	7.12637988
Statewide Totals	2035	LDA	Aggregate	Aggregate	Gasoline	12476484.09	489877319.5	489877319.5	0	57857637.79	0	14000.65521	14,000,655	34.99	17.49479979
Statewide Totals	2035	LDT1	Aggregate	Aggregate	Gasoline	1061126.665	36866506.85	36866506.85	0	4673216.428	0	1271.859835	1,271,860	28.99	7.246574236
Statewide Totals	2035	LDT2	Aggregate	Aggregate	Gasoline	7218592.374	278114294.6	278114294.6	0	33430020.03	0	9655.301707	9,655,302	28.80	7.201077269
Statewide Totals	2036	LDA	Aggregate	Aggregate	Gasoline	12477791.4	490153384.7	490153384.7	0	57893988.12	0	13890.5305	13,890,530	35.29	17.64343647
Statewide Totals	2036	LDT1	Aggregate	Aggregate	Gasoline	1046982.906	36506486.09	36506486.09	0	4621147.973	0	1245.011204	1,245,011	29.32	7.330553727
Statewide Totals	2036	LDT2	Aggregate	Aggregate	Gasoline	7275368.667	279469127.7	279469127.7	0	33670259.04	0	9614.024115	9,614,024	29.07	7.267225575
Statewide Totals	2037	LDA	Aggregate	Aggregate	Gasoline	12490535.94	490642603.9	490642603.9	0	57976254.27	0	13802.13478	13,802,135	35.55	17.77415638
Statewide Totals	2037	LDT1	Aggregate	Aggregate	Gasoline	1035140.044	36202323.06	36202323.06	0	4577742.491	0	1221.662813	1,221,663	29.63	7.408411446
Statewide Totals	2037	LDT2	Aggregate	Aggregate	Gasoline	7328229.484	280661381	280661381	0	33892450.86	0	9576.67344	9,576,673	29.31	7.326692895
Statewide Totals	2038	LDA	Aggregate	Aggregate	Gasoline	12511402.78	491273604.1	491273604.1	0	58093669.96	0	13731.91174	13,731,912	35.78	17.88802657
Statewide Totals	2038	LDT1	Aggregate	Aggregate	Gasoline	1023974.328	35927223.96	35927223.96	0	4538422.783	0	1200.754229	1,200,754	29.92	7.48013688
Statewide Totals	2038	LDT2	Aggregate	Aggregate	Gasoline	7377591.964	281715217.4	281715217.4	0	34100549.63	0	9544.384105	9,544,384	29.52	7.379083194
Statewide Totals	2039	LDA	Aggregate	Aggregate	Gasoline	12539052.93	492024848.6	492024848.6	0	58240175.37	0	13680.24697	13,680,247	35.97	17.9830397
Statewide Totals	2039	LDT1	Aggregate	Aggregate	Gasoline	1013974.692	35688993.85	35688993.85	0	4504498.009	0	1182.383851	1,182,384	30.18	7.545983022
Statewide Totals	2039	LDT2	Aggregate	Aggregate	Gasoline	7426167.784	282709067.5	282709067.5	0	34304574.05	0	9519.977077	9,519,977	29.70	7.424100531
Statewide Totals	2040	LDA	Aggregate	Aggregate	Gasoline	12570406.38	492838889.3	492838889.3	0	58404643.64	0	13642.41161	13,642,412	36.13	18.06274812
Statewide Totals	2040	LDT1	Aggregate	Aggregate	Gasoline	1005802.051	35490910.75	35490910.75	0	4477502.484	0	1166.650052	1,166,650	30.42	7.60530347
Statewide Totals	2040	LDT2	Aggregate	Aggregate	Gasoline	7472298.254	283619292.3	283619292.3	0	34499622.52	0	9500.960329	9,500,960	29.85	7.462911182
Statewide Totals	2041	LDA	Aggregate	Aggregate	Gasoline	12607993.74	493685636.8	493685636.8	0	58591150.59	0	13612.54226	13,612,542	36.27	18.13348408
Statewide Totals	2041	LDT1	Aggregate	Aggregate	Gasoline	998776.3449	35320741.8	35320741.8	0	4455256.023	0	1152.605731	1,152,606	30.64	7.661063289
Statewide Totals	2041	LDT2	Aggregate	Aggregate	Gasoline	7516536.556	284435079	284435079	0	34685783.84	0	9484.080183	9,484,080	29.99	7.497698078
Statewide Totals	2042	LDA	Aggregate	Aggregate	Gasoline	12646467.12	494580637.5	494580637.5	0	58783068.72	0	13596.93329	13,596,933	36.37	18.18721277
Statewide Totals	2042	LDT1	Aggregate	Aggregate	Gasoline	992033.0267	35170081.12	35170081.12	0	4435127.962	0	1140.375778	1,140,376	30.84	7.710195576
Statewide Totals	2042	LDT2	Aggregate	Aggregate	Gasoline	7554641.608	285142473.8	285142473.8	0	34851809.85	0	9471.250239	9,471,250	30.11	7.526526767
Statewide Totals	2043	LDA	Aggregate	Aggregate	Gasoline	12686000.79	495453189.6	495453189.6	0	58978985.47	0	13588.55407	13,588,554	36.46	18.23053384
Statewide Totals	2043	LDT1	Aggregate	Aggregate	Gasoline	985532.6891	35031802.93	35031802.93	0	4416860.8	0	1129.333717	1,129,334	31.02	7.754971448
Statewide Totals	2043	LDT2	Aggregate	Aggregate	Gasoline	7590580.61	285775987.7	285775987.7	0	35008916.94	0	9461.622834	9,461,623	30.20	7.550924209
Statewide Totals	2044	LDA	Aggregate	Aggregate	Gasoline	12726625.59	496314486.5	496314486.5	0	59177437.59	0	13586.46372	13,586,464	36.53	18.26503558
Statewide Totals	2044	LDT1	Aggregate	Aggregate	Gasoline	981072.1923	34932814.65	34932814.65	0	4405235.212	0	1120.609962	1,120,610	31.17	7.79325899
Statewide Totals	2044	LDT2	Aggregate	Aggregate	Gasoline	7624260.593	286357415.1	286357415.1	0	35157350.87	0	9454.976296	9,454,976	30.29	7.571605843
Statewide Totals	2045	LDA	Aggregate	Aggregate	Gasoline	12765276.65	497148656.4	497148656.4	0	59369327.05	0	13588.69642	13,588,696	36.59	18.29272806
Statewide Totals	2045	LDT1	Aggregate	Aggregate	Gasoline	977494.5143	34854646.37	34854646.37	0	4396912.436	0	1113.112882	1,113,113	31.31	7.828192212
Statewide Totals	2045	LDT2	Aggregate	Aggregate	Gasoline	7654516.663	286882303.4	286882303.4	0	35294410.25	0	9449.75478	9,449,755	30.36	7.58967587
Statewide Totals	2046	LDA	Aggregate	Aggregate	Gasoline	12804509.52	497940053.4	497940053.4	0	59560592.46	0	13594.0831	13,594,083	36.63	18.31458766
Statewide Totals	2046	LDT1	Aggregate	Aggregate	Gasoline	975118.7805	34797981.63	34797981.63	0	4392619.278	0	1107.059334	1,107,059	31.43	7.858201578
Statewide Totals	2046	LDT2	Aggregate	Aggregate	Gasoline	7684536.352	287379144.1	287379144.1	0	35428337.39	0	9447.324684	9,447,325	30.42	7.604775789
Statewide Totals	2047	LDA	Aggregate	Aggregate	Gasoline	12843642.51	498668587.2	498668587.2	0	59748937.62	0	13601.16505	13,601,165	36.66	18.33183354
Statewide Totals	2047	LDT1	Aggregate	Aggregate	Gasoline	973713.3544	34759773.63	34759773.63	0	4391684.923	0	1102.236976	1,102,237	31.54	7.883915705
Statewide Totals	2047	LDT2	Aggregate	Aggregate	Gasoline	7712817.406	287821315.9	287821315.9	0	35555244.34	0	9445.583481	9,445,583	30.47	7.617880791
Statewide Totals	2048	LDA	Aggregate	Aggregate	Gasoline	12881526.52	499353512.8	499353512.8	0	59931086.61	0	13609.62569	13,609,626	36.69	18.34560054
Statewide Totals	2048	LDT1	Aggregate	Aggregate	Gasoline	974120.3597	34748219.78	34748219.78	0	4395774.051	0	1099.092469	1,099,092	31.62	7.90384357
Statewide Totals	2048	LDT2	Aggregate	Aggregate	Gasoline	7739565.304	288226617.4	288226617.4	0	35675836.83	0	9444.638226	9,444,638	30.52	7.629371567
Statewide Totals	2049	LDA	Aggregate	Aggregate	Gasoline	12919645.1	499985494.8	499985494.8	0	60110739.73	0	13618.66192	13,618,662	36.71	18.35663069
Statewide Totals	2049	LDT1	Aggregate	Aggregate	Gasoline	975176.5208	34745438.16	34745438.16	0	4401690.942	0	1096.713745	1,096,714	31.68	7.920352582
Statewide Totals	2049	LDT2	Aggregate	Aggregate	Gasoline	7763910.276	288577623	288577623	0	35788037.73	0	9443.83827	9,443,838	30.56	7.639309746
Statewide Totals	2050	LDA	Aggregate	Aggregate	Gasoline	12955078.89	500531731.4	500531731.4	0	60280110.23	0	13626.87106	13,626,871	36.73	18.36561487
Statewide Totals	2050	LDT1	Aggregate	Aggregate	Gasoline	976830.1073	34749369.35	34749369.35	0	4409241.416	0	1094.993306	1,094,993	31.73	7.933694467
Statewide Totals	2050	LDT2	Aggregate	Aggregate	Gasoline	7787615.711	288887957.9	288887957.9	0	35896548.93	0	9443.481423	9,443,481	30.59	7.647814004

Construction Truck MPG Estimate

Nothing for the user to do here.

Diesel MPG

Summary By Year	Vendor (MD/HD)	Haul (HD)
2000	6.91	5.57
2001	6.93	5.61
2002	6.96	5.62
2003	6.94	5.61
2004	6.95	5.62
2005	6.97	5.65
2006	6.96	5.64
2007	6.96	5.65
2008	6.99	5.77
2009	6.97	5.76
2010	6.97	5.75
2011	7.00	5.76
2012	7.03	5.77
2013	7.16	5.88
2014	7.13	5.83
2015	7.10	5.81
2016	7.10	5.81
2017	7.11	5.80
2018	7.09	5.76
2019	7.10	5.76
2020	7.18	5.77
2021	7.21	5.80
2022	7.24	5.86
2023	7.31	5.94
2024	7.36	6.02
2025	7.43	6.11
2026	7.51	6.21
2027	7.58	6.32
2028	7.66	6.43
2029	7.75	6.55
2030	7.83	6.66
2031	7.91	6.76
2032	7.99	6.86
2033	8.06	6.96
2034	8.14	7.04
2035	8.20	7.12
2036	8.27	7.19
2037	8.33	7.24
2038	8.38	7.30
2039	8.43	7.34
2040	8.48	7.38
2041	8.52	7.41
2042	8.56	7.43
2043	8.59	7.45
2044	8.62	7.47
2045	8.65	7.49
2046	8.68	7.50
2047	8.70	7.51
2048	8.73	7.52
2049	8.75	7.53
2050	8.76	7.54

Splits from caleemod

Vendors/Deliver	MHDT	50%
	HHDT	50%
Haul Trucks	MHDT	0%
	HHDT	100%

EMFAC OUTPUT
Source: EMFAC2021 (v1.0.2) Emissions Inventory
Region Type: Statewide
Region: California

Calendar Year: 2000, 2001, 2002, 2003, 2004, 2005, 2006, 2007, 2008, 2009, 2010, 2011, 2012, 2013, 2014, 2015, 2016, 2017, 2018, 2019, 2020, 2021, 2022, 2023, 2024, 2025, 2026, 2027, 2028, 2029, 2030, 2031, 2032, 2033, 2034, 2035, 2036, 2037, 2038, 2039, 2040, 2041, 2042, 2043, 2044, 2045, 2046, 2047, 2048, 2049, 2050
Season: Annual
Vehicle Classification: EMFAC2007 Categories
Units: miles/day for CVMT and EVMT, trips/day for Trips, kWh/day for Energy Consumption, tons/day for Emissions, 1000 gallons/day for Fuel Consumption

															MPG Weighting for Summary	
Region	CalYr	Veh Class	MdlYr	Speed	Fuel	Population (Vehicles)	Total VMT (Daily)	Combustion VMT (daily)	Electric VMT (Daily)	Trips/day	EV Kwh/day	Fuel Consumption (1000 gallons/day)	Diesel Gallons/day	MPG	Vendor	Haul
Statewide Totals	2000	HHDT	Aggregate	Aggregate	Diesel	178113.0448	34780709.82	34780709.82	0	2615210.417	0	6239.853258	6,239,853	5.57	2.79	5.57
Statewide Totals	2000	MHDT	Aggregate	Aggregate	Diesel	168694.7958	10002588.56	10002588.56	0	2030696.256	0	1211.810645	1,211,811	8.25	4.13	0.00
Statewide Totals	2001	HHDT	Aggregate	Aggregate	Diesel	180027.9291	34720083.44	34720083.44	0	2597929.467	0	6194.080586	6,194,081	5.61	2.80	5.61
Statewide Totals	2001	MHDT	Aggregate	Aggregate	Diesel	183194.0675	9985419.064	9985419.064	0	2209554.828	0	1209.465451	1,209,465	8.26	4.13	0.00
Statewide Totals	2002	HHDT	Aggregate	Aggregate	Diesel	174735.4263	35500867.13	35500867.13	0	2547079.458	0	6314.643801	6,314,644	5.62	2.81	5.62
Statewide Totals	2002	MHDT	Aggregate	Aggregate	Diesel	176957.6734	10213233.84	10213233.84	0	2108494.157	0	1231.671747	1,231,672	8.29	4.15	0.00
Statewide Totals	2003	HHDT	Aggregate	Aggregate	Diesel	197939.0722	34527309.84	34527309.84	0	2825931.783	0	6149.852288	6,149,852	5.61	2.81	5.61
Statewide Totals	2003	MHDT	Aggregate	Aggregate	Diesel	206041.1658	9934236.5	9934236.5	0	2448736.679	0	1203.311066	1,203,311	8.26	4.13	0.00
Statewide Totals	2004	HHDT	Aggregate	Aggregate	Diesel	206852.9012	36874324.39	36874324.39	0	2992787.427	0	6564.936667	6,564,937	5.62	2.81	5.62
Statewide Totals	2004	MHDT	Aggregate	Aggregate	Diesel	219426.4177	10610215.86	10610215.86	0	2616773.347	0	1282.324121	1,282,324	8.27	4.14	0.00
Statewide Totals	2005	HHDT	Aggregate	Aggregate	Diesel	217552.3933	38447310.61	38447310.61	0	3192910.277	0	6802.976011	6,802,976	5.65	2.83	5.65
Statewide Totals	2005	MHDT	Aggregate	Aggregate	Diesel	235520.7726	11066970.65	11066970.65	0	2822446.41	0	1335.624644	1,335,625	8.29	4.14	0.00
Statewide Totals	2006	HHDT	Aggregate	Aggregate	Diesel	236178.9205	38564195.3	38564195.3	0	3491086.32	0	6834.294155	6,834,294	5.64	2.82	5.64
Statewide Totals	2006	MHDT	Aggregate	Aggregate	Diesel	255032.1938	11105569.94	11105569.94	0	3066525.843	0	1343.101434	1,343,101	8.27	4.13	0.00
Statewide Totals	2007	HHDT	Aggregate	Aggregate	Diesel	239155.339	39869283.89	39869283.89	0	3518917.087	0	7053.893154	7,053,893	5.65	2.83	5.65
Statewide Totals	2007	MHDT	Aggregate	Aggregate	Diesel	262968.7992	11484740.68	11484740.68	0	3159086.619	0	1388.891255	1,388,891	8.27	4.13	0.00
Statewide Totals	2008	HHDT	Aggregate	Aggregate	Diesel	237102.9614	36689870.69	36689870.69	0	3443892.78	0	6361.02369	6,361,024	5.77	2.88	5.77
Statewide Totals	2008	MHDT	Aggregate	Aggregate	Diesel	270527.7299	10575724.68	10575724.68	0	3242546.724	0	1288.150749	1,288,151	8.21	4.11	0.00
Statewide Totals	2009	HHDT	Aggregate	Aggregate	Diesel	220484.0442	33207200.33	33207200.33	0	3181262.055	0	5768.970701	5,768,971	5.76	2.88	5.76
Statewide Totals	2009	MHDT	Aggregate	Aggregate	Diesel	256088.6111	9576913.525	9576913.525	0	3056748.569	0	1170.466194	1,170,466	8.18	4.09	0.00
Statewide Totals	2010	HHDT	Aggregate	Aggregate	Diesel	229437.385	33342764.18	33342764.18	0	3382274.143	0	5800.338317	5,800,338	5.75	2.87	5.75
Statewide Totals	2010	MHDT	Aggregate	Aggregate	Diesel	255248.3823	9621196.681	9621196.681	0	3046173.364	0	1174.900948	1,174,901	8.19	4.09	0.00
Statewide Totals	2011	HHDT	Aggregate	Aggregate	Diesel	230366.4294	33956560.1	33956560.1	0	3424172.357	0	5891.214371	5,891,214	5.76	2.88	5.76
Statewide Totals	2011	MHDT	Aggregate	Aggregate	Diesel	254233.9078	9807401.192	9807401.192	0	3031417.556	0	1190.714782	1,190,715	8.24	4.12	0.00
Statewide Totals	2012	HHDT	Aggregate	Aggregate	Diesel	233463.408	33729156.08	33729156.08	0	3516518.261	0	5845.101458	5,845,101	5.77	2.89	5.77
Statewide Totals	2012	MHDT	Aggregate	Aggregate	Diesel	253765.9919	9752039.566	9752039.566	0	3021990.324	0	1175.038506	1,175,039	8.30	4.15	0.00
Statewide Totals	2013	HHDT	Aggregate	Aggregate	Diesel	241346.6741	36264800.59	36264800.59	0	3632540.04	0	6163.200877	6,163,201	5.88	2.94	5.88
Statewide Totals	2013	MHDT	Aggregate	Aggregate	Diesel	255742.8775	10529118.51	10529118.51	0	3041833.11	0	1248.967642	1,248,968	8.43	4.22	0.00
Statewide Totals	2014	HHDT	Aggregate	Aggregate	Diesel	250724.337	36387810.18	36387810.18	0	3824766.963	0	6236.253955	6,236,254	5.83	2.92	5.83
Statewide Totals	2014	MHDT	Aggregate	Aggregate	Diesel	258616.0405	10571552.85	10571552.85	0	3071192.563	0	1255.868913	1,255,869	8.42	4.21	0.00
Statewide Totals	2015	HHDT	Aggregate	Aggregate	Diesel	262464.0309	36298335.29	36298335.29	0	4036939.783	0	6245.291953	6,245,292	5.81	2.91	5.81
Statewide Totals	2015	MHDT	Aggregate	Aggregate	Diesel	264588.1292	10561669.86	10561669.86	0	3142074.95	0	1258.526449	1,258,526	8.39	4.20	0.00
Statewide Totals	2016	HHDT	Aggregate	Aggregate	Diesel	268393.3338	38160747.84	38160747.84	0	4167284.698	0	6570.413945	6,570,414	5.81	2.90	5.81
Statewide Totals	2016	MHDT	Aggregate	Aggregate	Diesel	270110.3076	11122009.85	11122009.85	0	3205898.506	0	1325.862661	1,325,863	8.39	4.19	0.00
Statewide Totals	2017	HHDT	Aggregate	Aggregate	Diesel	274958.1548	40169431.95	40169431.95	0	4302855.539	0	6920.004707	6,920,005	5.80	2.90	5.80
Statewide Totals	2017	MHDT	Aggregate	Aggregate	Diesel	275936.339	11695011.31	11695011.31	0	3294421.89	0	1390.076937	1,390,077	8.41	4.21	0.00
Statewide Totals	2018	HHDT	Aggregate	Aggregate	Diesel	283895.5888	39174308.03	39174308.03	0	4484968.054	0	6796.889743	6,796,890	5.76	2.88	5.76
Statewide Totals	2018	MHDT	Aggregate	Aggregate	Diesel	276404.7204	11405353.87	11405353.87	0	3292791.987	0	1355.281421	1,355,281	8.42	4.21	0.00
Statewide Totals	2019	HHDT	Aggregate	Aggregate	Diesel	270487.6715	39244411.55	39244411.55	0	4305247.412	0	6814.036134	6,814,036	5.76	2.88	5.76
Statewide Totals	2019	MHDT	Aggregate	Aggregate	Diesel	276258.4137	11442537.44	11442537.44	0	3265874.411	0	1356.773206	1,356,773	8.43	4.22	0.00

														MPG Weighting for Summary	
Region	CalYr	Veh Class	MdlYr	Speed	Fuel	Population (Vehicles)	Total VMT (Daily)	Combustion VMT (daily)	Electric VMT (Daily)	Trips/day	EV Kwh/day	Fuel Consumption (1000 gallons/day)	Diesel Gallons/day	MPG	Vendor	Haul
Statewide Totals	2020	HHDT	Aggregate	Aggregate	Diesel	274445.4994	39811871.29	39811871.29	0	4414647.723	0	6905.23005	6,905,230	5.77	2.88	5.77
Statewide Totals	2020	MHDT	Aggregate	Aggregate	Diesel	271763.574	11585754.25	11585754.25	0	3221069.617	0	1347.463979	1,347,464	8.60	4.30	0.00
Statewide Totals	2021	HHDT	Aggregate	Aggregate	Diesel	280809.381	40518102.46	40518102.46	0	4535952.96	0	6983.590978	6,983,591	5.80	2.90	5.80
Statewide Totals	2021	MHDT	Aggregate	Aggregate	Diesel	268011.0178	11734361.35	11734361.35	0	3180879.419	0	1362.896028	1,362,896	8.61	4.30	0.00
Statewide Totals	2022	HHDT	Aggregate	Aggregate	Diesel	289296.2802	41279363.01	41279363.01	0	4687044.506	0	7047.177668	7,047,178	5.86	2.93	5.86
Statewide Totals	2022	MHDT	Aggregate	Aggregate	Diesel	269999.8046	11888586.82	11888586.82	0	3210829.046	0	1377.299216	1,377,299	8.63	4.32	0.00
Statewide Totals	2023	HHDT	Aggregate	Aggregate	Diesel	296921.6616	42074958.62	42074958.62	0	4821966.455	0	7087.04929	7,087,049	5.94	2.97	5.94
Statewide Totals	2023	MHDT	Aggregate	Aggregate	Diesel	273233.311	12042683.62	12042683.62	0	3255560.402	0	1387.50445	1,387,504	8.68	4.34	0.00
Statewide Totals	2024	HHDT	Aggregate	Aggregate	Diesel	307158.3392	42799671.17	42799671.17	0	4993670.454	0	7111.765589	7,111,766	6.02	3.01	6.02
Statewide Totals	2024	MHDT	Aggregate	Aggregate	Diesel	277729.3742	12176258.56	12176258.56	0	3314941.147	0	1397.76998	1,397,770	8.71	4.36	0.00
Statewide Totals	2025	HHDT	Aggregate	Aggregate	Diesel	315961.6421	43487031.15	43487031.15	0	5139396.516	0	7114.08091	7,114,081	6.11	3.06	6.11
Statewide Totals	2025	MHDT	Aggregate	Aggregate	Diesel	283391.9198	12272299.68	12272299.68	0	3387538.256	0	1401.451242	1,401,451	8.76	4.38	0.00
Statewide Totals	2026	HHDT	Aggregate	Aggregate	Diesel	323622.8486	44147347.53	44147347.53	0	5266387.38	0	7107.923122	7,107,923	6.21	3.11	6.21
Statewide Totals	2026	MHDT	Aggregate	Aggregate	Diesel	288372.4752	12351100.12	12351100.12	0	3451074.301	0	1402.92464	1,402,925	8.80	4.40	0.00
Statewide Totals	2027	HHDT	Aggregate	Aggregate	Diesel	330234.6906	44752670.6	44752670.6	0	5376906.985	0	7083.148124	7,083,148	6.32	3.16	6.32
Statewide Totals	2027	MHDT	Aggregate	Aggregate	Diesel	292488.1795	12389015.59	12389015.59	0	3503647.298	0	1400.235601	1,400,236	8.85	4.42	0.00
Statewide Totals	2028	HHDT	Aggregate	Aggregate	Diesel	335719.6008	45293436.24	45293436.24	0	5470645.057	0	7040.530691	7,040,531	6.43	3.22	6.43
Statewide Totals	2028	MHDT	Aggregate	Aggregate	Diesel	295113.5691	12360647.52	12360647.52	0	3537773.141	0	1389.374085	1,389,374	8.90	4.45	0.00
Statewide Totals	2029	HHDT	Aggregate	Aggregate	Diesel	340009.8112	45771754.55	45771754.55	0	5547523.443	0	6991.475849	6,991,476	6.55	3.27	6.55
Statewide Totals	2029	MHDT	Aggregate	Aggregate	Diesel	295954.6701	12259159.84	12259159.84	0	3549746.713	0	1370.432696	1,370,433	8.95	4.47	0.00
Statewide Totals	2030	HHDT	Aggregate	Aggregate	Diesel	343222.9885	46195496.93	46195496.93	0	5609765.106	0	6939.995104	6,939,995	6.66	3.33	6.66
Statewide Totals	2030	MHDT	Aggregate	Aggregate	Diesel	295033.9023	12086146.95	12086146.95	0	3540144.49	0	1343.497004	1,343,497	9.00	4.50	0.00
Statewide Totals	2031	HHDT	Aggregate	Aggregate	Diesel	347000.5429	46971559.95	46971559.95	0	5685306.391	0	6944.363132	6,944,363	6.76	3.38	6.76
Statewide Totals	2031	MHDT	Aggregate	Aggregate	Diesel	293727.152	11930553.81	11930553.81	0	3526137.311	0	1318.064501	1,318,065	9.05	4.53	0.00
Statewide Totals	2032	HHDT	Aggregate	Aggregate	Diesel	350357.2806	47743653.07	47743653.07	0	5756979.657	0	6955.30395	6,955,304	6.86	3.43	6.86
Statewide Totals	2032	MHDT	Aggregate	Aggregate	Diesel	291109.3493	11750779.41	11750779.41	0	3496042.836	0	1289.933798	1,289,934	9.11	4.55	0.00
Statewide Totals	2033	HHDT	Aggregate	Aggregate	Diesel	353488.4956	48559935.73	48559935.73	0	5828242.389	0	6980.32186	6,980,322	6.96	3.48	6.96
Statewide Totals	2033	MHDT	Aggregate	Aggregate	Diesel	287220.5613	11547153.33	11547153.33	0	3450479.077	0	1259.223411	1,259,223	9.17	4.59	0.00
Statewide Totals	2034	HHDT	Aggregate	Aggregate	Diesel	356554.6876	49434540	49434540	0	5902379.586	0	7020.757508	7,020,758	7.04	3.52	7.04
Statewide Totals	2034	MHDT	Aggregate	Aggregate	Diesel	282262.5413	11319757.37	11319757.37	0	3391947.883	0	1226.447919	1,226,448	9.23	4.61	0.00
Statewide Totals	2035	HHDT	Aggregate	Aggregate	Diesel	359761.8784	50374336.17	50374336.17	0	5980941.94	0	7078.461111	7,078,461	7.12	3.56	7.12
Statewide Totals	2035	MHDT	Aggregate	Aggregate	Diesel	276502.0959	11078238.42	11078238.42	0	3323913.188	0	1192.678319	1,192,678	9.29	4.64	0.00
Statewide Totals	2036	HHDT	Aggregate	Aggregate	Diesel	362908.1684	51251123.75	51251123.75	0	6060300.381	0	7132.272868	7,132,273	7.19	3.59	7.19
Statewide Totals	2036	MHDT	Aggregate	Aggregate	Diesel	270503.7857	10855293.74	10855293.74	0	3253057.67	0	1161.122176	1,161,122	9.35	4.67	0.00
Statewide Totals	2037	HHDT	Aggregate	Aggregate	Diesel	366472.9894	52202884.81	52202884.81	0	6148265.717	0	7206.134112	7,206,134	7.24	3.62	7.24
Statewide Totals	2037	MHDT	Aggregate	Aggregate	Diesel	264677.2332	10659167.12	10659167.12	0	3184474.172	0	1133.132761	1,133,133	9.41	4.70	0.00
Statewide Totals	2038	HHDT	Aggregate	Aggregate	Diesel	370536.1365	53224068.27	53224068.27	0	6245673.172	0	7294.877588	7,294,878	7.30	3.65	7.30
Statewide Totals	2038	MHDT	Aggregate	Aggregate	Diesel	259226.298	10486246.21	10486246.21	0	3120598.907	0	1107.636453	1,107,636	9.47	4.73	0.00
Statewide Totals	2039	HHDT	Aggregate	Aggregate	Diesel	375037.0582	54310648.99	54310648.99	0	6352021.641	0	7400.559815	7,400,560	7.34	3.67	7.34
Statewide Totals	2039	MHDT	Aggregate	Aggregate	Diesel	254277.063	10340344.53	10340344.53	0	3063046.708	0	1085.830228	1,085,830	9.52	4.76	0.00
Statewide Totals	2040	HHDT	Aggregate	Aggregate	Diesel	380017.2616	55464868.77	55464868.77	0	6468131.883	0	7520.439987	7,520,440	7.38	3.69	7.38
Statewide Totals	2040	MHDT	Aggregate	Aggregate	Diesel	249717.2653	10214210.29	10214210.29	0	3010471.876	0	1066.489759	1,066,490	9.58	4.79	0.00
Statewide Totals	2041	HHDT	Aggregate	Aggregate	Diesel	385543.9847	56691481.57	56691481.57	0	6594813.147	0	7654.81218	7,654,812	7.41	3.70	7.41
Statewide Totals	2041	MHDT	Aggregate	Aggregate	Diesel	245695.9703	10105528.88	10105528.88	0	2964607.385	0	1049.402992	1,049,403	9.63	4.81	0.00
Statewide Totals	2042	HHDT	Aggregate	Aggregate	Diesel	391633.969	57995762.61	57995762.61	0	6731646.553	0	7803.791888	7,803,792	7.43	3.72	7.43
Statewide Totals	2042	MHDT	Aggregate	Aggregate	Diesel	242148.917	10015200.45	10015200.45	0	2924708.976	0	1034.667849	1,034,668	9.68	4.84	0.00
Statewide Totals	2043	HHDT	Aggregate	Aggregate	Diesel	398293.6086	59377495.29	59377495.29	0	6878844.7	0	7966.406474	7,966,406	7.45	3.73	7.45
Statewide Totals	2043	MHDT	Aggregate	Aggregate	Diesel	239166.5545	9950761.633	9950761.633	0	2891824.917	0	1022.987307	1,022,987	9.73	4.86	0.00
Statewide Totals	2044	HHDT	Aggregate	Aggregate	Diesel	405462.4496	60834233.65	60834233.65	0	7035643.032	0	8141.499365	8,141,499	7.47	3.74	7.47
Statewide Totals	2044	MHDT	Aggregate	Aggregate	Diesel	236737.3807	9910440.323	9910440.323	0	2865856.661	0	1014.096125	1,014,096	9.77	4.89	0.00
Statewide Totals	2045	HHDT	Aggregate	Aggregate	Diesel	413177.83	62367936.88	62367936.88	0	7201774.096	0	8329.14282	8,329,143	7.49	3.74	7.49

															MPG Weighting for Summary	
Region	CalYr	Veh Class	MdlYr	Speed	Fuel	Population (Vehicles)	Total VMT (Daily)	Combustion VMT (daily)	Electric VMT (Daily)	Trips/day	EV Kwh/day	Fuel Consumption (1000 gallons/day)	Diesel Gallons/day	MPG	Vendor	Haul
Statewide Totals	2045	MHDT	Aggregate	Aggregate	Diesel	234923.1779	9898340.664	9898340.664	0	2847509.416	0	1008.380407	1,008,380	9.82	4.91	0.00
Statewide Totals	2046	HHDT	Aggregate	Aggregate	Diesel	421413.96	63975214.01	63975214.01	0	7376962.552	0	8528.158772	8,528,159	7.50	3.75	7.50
Statewide Totals	2046	MHDT	Aggregate	Aggregate	Diesel	233657.407	9912056.087	9912056.087	0	2835942.56	0	1005.56801	1,005,568	9.86	4.93	0.00
Statewide Totals	2047	HHDT	Aggregate	Aggregate	Diesel	430170.2445	65655402.72	65655402.72	0	7560783.631	0	8738.425856	8,738,426	7.51	3.76	7.51
Statewide Totals	2047	MHDT	Aggregate	Aggregate	Diesel	232960.095	9950946.195	9950946.195	0	2831342.298	0	1005.672448	1,005,672	9.89	4.95	0.00
Statewide Totals	2048	HHDT	Aggregate	Aggregate	Diesel	439453.9901	67407269.15	67407269.15	0	7753031.143	0	8959.377268	8,959,377	7.52	3.76	7.52
Statewide Totals	2048	MHDT	Aggregate	Aggregate	Diesel	232860.417	10014245.37	10014245.37	0	2834054.86	0	1008.587432	1,008,587	9.93	4.96	0.00
Statewide Totals	2049	HHDT	Aggregate	Aggregate	Diesel	449284.9345	69230432.59	69230432.59	0	7953882.813	0	9191.044744	9,191,045	7.53	3.77	7.53
Statewide Totals	2049	MHDT	Aggregate	Aggregate	Diesel	233352.1035	10100592.17	10100592.17	0	2843959.427	0	1014.154636	1,014,155	9.96	4.98	0.00
Statewide Totals	2050	HHDT	Aggregate	Aggregate	Diesel	459625.7628	71123345.85	71123345.85	0	8162887.599	0	9432.743836	9,432,744	7.54	3.77	7.54
Statewide Totals	2050	MHDT	Aggregate	Aggregate	Diesel	234387.8647	10207488.26	10207488.26	0	2860503.506	0	1022.061247	1,022,061	9.99	4.99	0.00

Construction Equipment Fuel Estimate

Nothing for the user to do here.

Diesel Gallons per Horsepower Hour

Summary By Year	gallons per hour	gallons per hp-hr
2000	3.105	0.028
2001	3.093	0.028
2002	3.090	0.028
2003	3.089	0.028
2004	3.089	0.028
2005	3.088	0.028
2006	3.088	0.028
2007	3.087	0.028
2008	3.087	0.028
2009	3.085	0.028
2010	3.084	0.028
2011	3.083	0.028
2012	3.081	0.028
2013	3.081	0.028
2014	3.079	0.028
2015	3.077	0.028
2016	3.076	0.028
2017	3.075	0.028
2018	3.073	0.028
2019	3.073	0.028
2020	3.073	0.028
2021	3.073	0.027
2022	3.074	0.027
2023	3.074	0.027
2024	3.074	0.027
2025	3.074	0.027
2026	3.074	0.027
2027	3.074	0.027
2028	3.074	0.027
2029	3.073	0.027
2030	3.073	0.027
2031	3.073	0.027
2032	3.073	0.027
2033	3.073	0.027
2034	3.073	0.027
2035	3.073	0.027
2036	3.073	0.027
2037	3.073	0.027
2038	3.073	0.027
2039	3.073	0.027
2040	3.073	0.027
2041	3.073	0.027
2042	3.073	0.027
2043	3.073	0.027
2044	3.073	0.027

2045	3.073	0.027
2046	3.073	0.027
2047	3.073	0.027
2048	3.073	0.027
2049	3.073	0.027
2050	3.073	0.027

EMFAC OUTPUT

Model Output: OFFROAD2021 (v1.0.3) Emissions Inventory
Region Type: Statewide
Region: California

Calendar Year: 2000, 2001, 2002, 2003, 2004, 2005, 2006, 2007, 2008, 2009, 2010, 2011, 2012, 2013, 2014, 2015, 2016, 2017, 2018, 2019, 2020, 2021, 2022, 2023, 2024, 2025, 2026, 2027, 2028, 2029, 2030, 2031, 2032, 2033, 2034, 2035, 2036, 2037, 2038, 2039, 2040, 2041, 2042, 2043, 2044, 2045, 2046, 2047, 2048, 2049, 2050
Scenario: All Adopted Rules - Exhaust
Vehicle Classification: OFFROAD2021 Equipment Types
Units: tons/day for Emissions, gallons/year for Fuel, hours/year for Activity, Horsepower-hours/year for Horsepower-hours

						Fuel Consumption Estimate					
Region	Calendar Year	Vehicle Category	Model Year	Horsepower Bin	Fuel	Fuel Consumption	Total_Activity_hpy	Total_Population	Horsepower_Hours_hhpy	gallons per hour	gallons per hp-hr
Statewide Totals	2000	Construction and I	Aggregate	Aggregate	Diesel	2416328.083	420068.7806	1265.818808	92847821.06	5.75222	0.026
Statewide Totals	2000	Construction and I	Aggregate	Aggregate	Diesel	5720781.469	1659297.653	3812.203828	383405287	3.447713	0.015
Statewide Totals	2000	Construction and I	Aggregate	Aggregate	Diesel	14150521.09	2996600.801	7022.22201	637625362.7	4.722191	0.022
Statewide Totals	2000	Construction and I	Aggregate	Aggregate	Diesel	25441422.32	8122056.67	13656.09572	1280275178	3.132387	0.020
Statewide Totals	2000	Construction and I	Aggregate	Aggregate	Diesel	9566787.449	2400280.443	4415.618425	449785905.5	3.985696	0.021
Statewide Totals	2000	Construction and I	Aggregate	Aggregate	Diesel	1239.605161	0	87.90518529	0		
Statewide Totals	2000	Construction and I	Aggregate	Aggregate	Diesel	1329.016617	0	556.0299763	0		
Statewide Totals	2000	Construction and I	Aggregate	Aggregate	Diesel	28702.15467	19866.95	50.6514421	655609.35	1.444719	0.044
Statewide Totals	2000	Construction and I	Aggregate	Aggregate	Diesel	138.0258996	0	23.20976405	0		
Statewide Totals	2000	Construction and I	Aggregate	Aggregate	Diesel	908.4898718	0	36.88	0		
Statewide Totals	2000	Construction and I	Aggregate	Aggregate	Diesel	2486.401099	0	340.4001953	0		
Statewide Totals	2000	Construction and I	Aggregate	Aggregate	Diesel	257.5131951	0	14.27	0		
Statewide Totals	2000	Construction and I	Aggregate	Aggregate	Diesel	439.224977	0	36.45253818	0		
Statewide Totals	2000	Construction and I	Aggregate	Aggregate	Diesel	852.910093	0	321.9900099	0		
Statewide Totals	2000	Construction and I	Aggregate	Aggregate	Diesel	6191.209732	0	994.5975056	0		
Statewide Totals	2000	Construction and I	Aggregate	Aggregate	Diesel	158.8657651	0	8.60426591	0		
Statewide Totals	2000	Construction and I	Aggregate	Aggregate	Diesel	24190.91758	7018.95	2828.192654	259701.15	3.446515	0.093
Statewide Totals	2000	Construction and I	Aggregate	Aggregate	Diesel	53215.89087	0	4037.731749	0		
Statewide Totals	2000	Construction and I	Aggregate	Aggregate	Diesel	4674.877188	0	266.4917206	0		
Statewide Totals	2000	Construction and I	Aggregate	Aggregate	Diesel	5905.168905	0	457.4707407	0		
Statewide Totals	2000	Construction and I	Aggregate	Aggregate	Diesel	5373971.912	1902923.737	3106.786356	235278344.7	2.824061	0.023
Statewide Totals	2000	Construction and I	Aggregate	Aggregate	Diesel	32299814.81	4050019.44	3251.802492	1630961734	7.975225	0.020
Statewide Totals	2000	Construction and I	Aggregate	Aggregate	Diesel	7205865.457	1935542.715	4703.192795	333123332.9	3.722917	0.022
Statewide Totals	2000	Construction and I	Aggregate	Aggregate	Diesel	1696943.919	608609.2667	1670.143457	78821433.48	2.788232	0.022
Statewide Totals	2000	Construction and I	Aggregate	Aggregate	Diesel	987611.7702	406238.2319	946.2917304	53455047.2	2.431115	0.018
Statewide Totals	2000	Construction and I	Aggregate	Aggregate	Diesel	4400256.342	2758119.652	8698.510218	221401052	1.595383	0.020
Statewide Totals	2000	Construction and I	Aggregate	Aggregate	Diesel	4777699.3	2282668.494	8771.018285	229416343.7	2.093032	0.021

										Fuel Consumption Estimate	
Region	Calendar Year	Vehicle Category	Model Year	Horsepower Bin	Fuel	Fuel Consumption	Total_Activity_hpy	Total_Population	Horsepower_Hours_hhpy	gallons per hour	gallons per hp-hr
Statewide Totals	2000	Construction and I	Aggregate	Aggregate	Diesel	2817343.427	550478.8169	775.4676388	136553430.9	5.117987	0.021
Statewide Totals	2000	Construction and I	Aggregate	Aggregate	Diesel	38858512.44	10284675.85	11367.79027	2083332316	3.778292	0.019
Statewide Totals	2000	Construction and I	Aggregate	Aggregate	Diesel	25290279.71	2757446.39	6384.396804	1010978690	9.171631	0.025
Statewide Totals	2000	Construction and I	Aggregate	Aggregate	Diesel	4632937.131	3651240.919	11373.93502	238867761.5	1.268866	0.019
Statewide Totals	2000	Construction and I	Aggregate	Aggregate	Diesel	532379.938	129506.4087	522.3038772	34098270.46	4.110839	0.016
Statewide Totals	2000	Construction and I	Aggregate	Aggregate	Diesel	35494855.05	18925156.52	34303.6897	1847405958	1.875538	0.019
Statewide Totals	2000	Construction and I	Aggregate	Aggregate	Diesel	1462617.295	689103.4963	2060.949652	54172752.47	2.122493	0.027
Statewide Totals	2000	Industrial - Aerial I	Aggregate	Aggregate	Diesel	2251045.577	2167296.558	7729.51162	136258460	1.038642	0.017
Statewide Totals	2000	Industrial - Forklift	Aggregate	Aggregate	Diesel	9472318.407	10131859.5	14497.44543	906745391	0.934904	0.010
Statewide Totals	2000	Industrial - Misc - A	Aggregate	Aggregate	Diesel	4608.85793	0	1180.025846	0		
Statewide Totals	2000	Industrial - Misc - (	Aggregate	Aggregate	Diesel	4505.56932	0	341.3333489	0		
Statewide Totals	2000	Industrial - Misc - S	Aggregate	Aggregate	Diesel	1836.559635	0	217.1158836	0		
Statewide Totals	2000	Industrial - Other (	Aggregate	Aggregate	Diesel	4574265.323	2858355.466	3691.376692	251966901.9	1.600314	0.018
Statewide Totals	2000	Industrial - Other I	Aggregate	Aggregate	Diesel	2681903.033	781272.3396	1110.364141	130845036.8	3.432738	0.020
Statewide Totals	2000	Light Commercial	Aggregate	Aggregate	Diesel	868256.9851	759054	1084.913039	28084998	1.143867	0.031
Statewide Totals	2000	Light Commercial	Aggregate	Aggregate	Diesel	3990253.736	1527897.3	13330.42519	50420610.9	2.611598	0.079
Statewide Totals	2000	Light Commercial	Aggregate	Aggregate	Diesel	20132.28045	15264.3	397.0478764	580043.4	1.318913	0.035
Statewide Totals	2000	Light Commercial	Aggregate	Aggregate	Diesel	2209980.165	797525	6941.190797	29508425	2.771048	0.075
Statewide Totals	2000	Light Commercial	Aggregate	Aggregate	Diesel	4478787.589	2992956.2	7906.850602	137675985.2	1.496443	0.033
Statewide Totals	2001	Construction and I	Aggregate	Aggregate	Diesel	2573894.207	447004.7227	1318.170965	98800666.93	5.758092	0.026
Statewide Totals	2001	Construction and I	Aggregate	Aggregate	Diesel	6088832.261	1765751.283	3969.870226	408126881.3	3.448296	0.015
Statewide Totals	2001	Construction and I	Aggregate	Aggregate	Diesel	15039628.44	3188658.759	7312.64941	677764278.9	4.7166	0.022
Statewide Totals	2001	Construction and I	Aggregate	Aggregate	Diesel	27074582.21	8643762.222	14220.88909	1362966952	3.132268	0.020
Statewide Totals	2001	Construction and I	Aggregate	Aggregate	Diesel	10179864.1	2554040.551	4598.241045	478662323	3.985788	0.021
Statewide Totals	2001	Construction and I	Aggregate	Aggregate	Diesel	1137.210378	0	87.85562619	0		
Statewide Totals	2001	Construction and I	Aggregate	Aggregate	Diesel	1271.829155	0	566.7400254	0		
Statewide Totals	2001	Construction and I	Aggregate	Aggregate	Diesel	29195.09023	20253.85	51.94072982	668377.05	1.441459	0.044
Statewide Totals	2001	Construction and I	Aggregate	Aggregate	Diesel	131.622718	0	23.74576504	0		
Statewide Totals	2001	Construction and I	Aggregate	Aggregate	Diesel	774.8122992	0	37.64000193	0		
Statewide Totals	2001	Construction and I	Aggregate	Aggregate	Diesel	2176.911267	0	347.7999918	0		
Statewide Totals	2001	Construction and I	Aggregate	Aggregate	Diesel	245.1839615	0	14.49000074	0		
Statewide Totals	2001	Construction and I	Aggregate	Aggregate	Diesel	405.4828915	0	37.20945659	0		
Statewide Totals	2001	Construction and I	Aggregate	Aggregate	Diesel	774.7520344	0	328.2500303	0		
Statewide Totals	2001	Construction and I	Aggregate	Aggregate	Diesel	5502.598172	0	1010.771767	0		
Statewide Totals	2001	Construction and I	Aggregate	Aggregate	Diesel	129.9104583	0	8.043751694	0		
Statewide Totals	2001	Construction and I	Aggregate	Aggregate	Diesel	22120.87214	7186.85	2883.702413	265913.45	3.077965	0.083
Statewide Totals	2001	Construction and I	Aggregate	Aggregate	Diesel	48541.10061	0	4121.578618	0		
Statewide Totals	2001	Construction and I	Aggregate	Aggregate	Diesel	4407.820885	0	271.5612404	0		
Statewide Totals	2001	Construction and I	Aggregate	Aggregate	Diesel	4757.340263	0	451.9606261	0		
Statewide Totals	2001	Construction and I	Aggregate	Aggregate	Diesel	5718772.732	2024914.84	3235.277863	250450079.6	2.824204	0.023
Statewide Totals	2001	Construction and I	Aggregate	Aggregate	Diesel	34392277.01	4309559.522	3386.291624	1735220732	7.980462	0.020
Statewide Totals	2001	Construction and I	Aggregate	Aggregate	Diesel	7665456.293	2059566.393	4897.709011	354552177.9	3.721879	0.022
Statewide Totals	2001	Construction and I	Aggregate	Aggregate	Diesel	1806288.025	647581.9062	1739.217807	83870799.36	2.789281	0.022

										Fuel Consumption Estimate	
Region	Calendar Year	Vehicle Category	Model Year	Horsepower Bin	Fuel	Fuel Consumption	Total_Activity_hpy	Total_Population	Horsepower_Hours_hhpy	gallons per hour	gallons per hp-hr
Statewide Totals	2001	Construction and I	Aggregate	Aggregate	Diesel	1050847.568	432264.8791	985.4287794	56903055.43	2.431027	0.018
Statewide Totals	2001	Construction and I	Aggregate	Aggregate	Diesel	4682134.487	2934869.551	9058.266105	235596358.1	1.595347	0.020
Statewide Totals	2001	Construction and I	Aggregate	Aggregate	Diesel	5084483.992	2427849.642	9133.772985	244049646.2	2.094233	0.021
Statewide Totals	2001	Construction and I	Aggregate	Aggregate	Diesel	3000272.593	585764.724	807.5396881	145532565	5.121976	0.021
Statewide Totals	2001	Construction and I	Aggregate	Aggregate	Diesel	41385847.04	10943571.08	11837.94313	2219332818	3.78175	0.019
Statewide Totals	2001	Construction and I	Aggregate	Aggregate	Diesel	26903492.92	2934067.837	6648.444817	1075304477	9.169349	0.025
Statewide Totals	2001	Construction and I	Aggregate	Aggregate	Diesel	4930991.122	3885423.763	11844.34202	254301300.6	1.2691	0.019
Statewide Totals	2001	Construction and I	Aggregate	Aggregate	Diesel	566596.0652	137819.3941	543.9054951	36330994.7	4.111149	0.016
Statewide Totals	2001	Construction and I	Aggregate	Aggregate	Diesel	37775464.85	20138758.66	35722.43314	1966441041	1.875759	0.019
Statewide Totals	2001	Construction and I	Aggregate	Aggregate	Diesel	1555861.926	733209.7377	2146.187095	57642455.38	2.121988	0.027
Statewide Totals	2001	Industrial - Aerial l	Aggregate	Aggregate	Diesel	2395525.376	2306401.058	8049.935185	145003368.1	1.038642	0.017
Statewide Totals	2001	Industrial - Forklift	Aggregate	Aggregate	Diesel	10080284.18	10782156.87	15098.43077	965005425.9	0.934904	0.010
Statewide Totals	2001	Industrial - Misc - A	Aggregate	Aggregate	Diesel	4334.522658	0	1190.311947	0		
Statewide Totals	2001	Industrial - Misc - (	Aggregate	Aggregate	Diesel	3941.203699	0	346.0786494	0		
Statewide Totals	2001	Industrial - Misc - S	Aggregate	Aggregate	Diesel	1603.963114	0	217.14805	0		
Statewide Totals	2001	Industrial - Other (	Aggregate	Aggregate	Diesel	4867857.306	3041814.489	3844.401118	268080414.7	1.600314	0.018
Statewide Totals	2001	Industrial - Other I	Aggregate	Aggregate	Diesel	2854036.736	831417.0686	1156.393807	139297625.3	3.432738	0.020
Statewide Totals	2001	Light Commercial ·	Aggregate	Aggregate	Diesel	878196.3671	768284.85	1098.112788	28426539.45	1.143061	0.031
Statewide Totals	2001	Light Commercial ·	Aggregate	Aggregate	Diesel	4035757.36	1546362.65	13492.03348	51029967.45	2.609839	0.079
Statewide Totals	2001	Light Commercial ·	Aggregate	Aggregate	Diesel	20343.24291	15454.1	401.8275694	587255.8	1.316365	0.035
Statewide Totals	2001	Light Commercial ·	Aggregate	Aggregate	Diesel	2235138.705	807292.4	7025.144385	29869818.8	2.768685	0.075
Statewide Totals	2001	Light Commercial ·	Aggregate	Aggregate	Diesel	4530006.285	3029255.45	8002.386139	139345750.7	1.495419	0.033
Statewide Totals	2002	Construction and I	Aggregate	Aggregate	Diesel	2559346.691	443561.4548	1311.568971	98089573.61	5.769993	0.026
Statewide Totals	2002	Construction and I	Aggregate	Aggregate	Diesel	6042975.295	1752093.501	3949.987327	405043049.2	3.449003	0.015
Statewide Totals	2002	Construction and I	Aggregate	Aggregate	Diesel	14929156.89	3164131.537	7276.024367	672531692.4	4.718248	0.022
Statewide Totals	2002	Construction and I	Aggregate	Aggregate	Diesel	26862080.93	8577162.822	14149.66447	1353058017	3.131814	0.020
Statewide Totals	2002	Construction and I	Aggregate	Aggregate	Diesel	10103031.29	2534477.473	4575.210982	475498593.6	3.986238	0.021
Statewide Totals	2002	Construction and I	Aggregate	Aggregate	Diesel	1035.534285	0	87.77215026	0		
Statewide Totals	2002	Construction and I	Aggregate	Aggregate	Diesel	1214.855103	0	577.7199041	0		
Statewide Totals	2002	Construction and I	Aggregate	Aggregate	Diesel	29741.48304	20691.85	53.06525053	682831.05	1.437353	0.044
Statewide Totals	2002	Construction and I	Aggregate	Aggregate	Diesel	125.3146108	0	24.2783164	0		
Statewide Totals	2002	Construction and I	Aggregate	Aggregate	Diesel	646.9155479	0	38.28999595	0		
Statewide Totals	2002	Construction and I	Aggregate	Aggregate	Diesel	1902.619699	0	355.5848953	0		
Statewide Totals	2002	Construction and I	Aggregate	Aggregate	Diesel	233.6678286	0	14.73999844	0		
Statewide Totals	2002	Construction and I	Aggregate	Aggregate	Diesel	370.3877977	0	37.83000883	0		
Statewide Totals	2002	Construction and I	Aggregate	Aggregate	Diesel	700.8187891	0	334.5299812	0		
Statewide Totals	2002	Construction and I	Aggregate	Aggregate	Diesel	4849.460425	0	1026.075659	0		
Statewide Totals	2002	Construction and I	Aggregate	Aggregate	Diesel	103.9047379	0	7.599762964	0		
Statewide Totals	2002	Construction and I	Aggregate	Aggregate	Diesel	21983.27178	7332.85	2939.055047	271315.45	2.997916	0.081
Statewide Totals	2002	Construction and I	Aggregate	Aggregate	Diesel	44001.84048	0	4212.450132	0		
Statewide Totals	2002	Construction and I	Aggregate	Aggregate	Diesel	4116.497088	0	276.6273422	0		
Statewide Totals	2002	Construction and I	Aggregate	Aggregate	Diesel	3782.629164	0	451.2778668	0		
Statewide Totals	2002	Construction and I	Aggregate	Aggregate	Diesel	5672296.421	2009322.079	3219.074134	248384352.4	2.82299	0.023

										Fuel Consumption Estimate	
Region	Calendar Year	Vehicle Category	Model Year	Horsepower Bin	Fuel	Fuel Consumption	Total_Activity_hpy	Total_Population	Horsepower_Hours_hhpy	gallons per hour	gallons per hp-hr
Statewide Totals	2002	Construction and I	Aggregate	Aggregate	Diesel	34118975.94	4276341.889	3369.33155	1721087034	7.978543	0.020
Statewide Totals	2002	Construction and I	Aggregate	Aggregate	Diesel	7604133.353	2043716.078	4873.179078	351840316.7	3.720739	0.022
Statewide Totals	2002	Construction and I	Aggregate	Aggregate	Diesel	1791487.597	642621.5723	1730.50702	83245940.51	2.78778	0.022
Statewide Totals	2002	Construction and I	Aggregate	Aggregate	Diesel	1042791.3	428903.0825	980.4933081	56470376.96	2.431298	0.018
Statewide Totals	2002	Construction and I	Aggregate	Aggregate	Diesel	4647012.35	2912296.415	9012.898227	233862326.2	1.595652	0.020
Statewide Totals	2002	Construction and I	Aggregate	Aggregate	Diesel	5045814.45	2409286.561	9088.026935	242223793.3	2.094319	0.021
Statewide Totals	2002	Construction and I	Aggregate	Aggregate	Diesel	2979518.17	581256.9703	803.4951655	144700932.1	5.125991	0.021
Statewide Totals	2002	Construction and I	Aggregate	Aggregate	Diesel	41107304.12	10859643.53	11778.65338	2204424620	3.785327	0.019
Statewide Totals	2002	Construction and I	Aggregate	Aggregate	Diesel	26692697.59	2911615.931	6615.14641	1067124643	9.167657	0.025
Statewide Totals	2002	Construction and I	Aggregate	Aggregate	Diesel	4892807.293	3854224.081	11785.02022	252296454.7	1.269466	0.019
Statewide Totals	2002	Construction and I	Aggregate	Aggregate	Diesel	560910.0737	136750.3717	541.1813714	35985210.07	4.101708	0.016
Statewide Totals	2002	Construction and I	Aggregate	Aggregate	Diesel	37471190.67	19983500.12	35543.5191	1951458262	1.875106	0.019
Statewide Totals	2002	Construction and I	Aggregate	Aggregate	Diesel	1543274.133	727575.6732	2135.438023	57163764.87	2.121118	0.027
Statewide Totals	2002	Industrial - Aerial I	Aggregate	Aggregate	Diesel	2377030.003	2288593.796	8009.355675	143884784.9	1.038642	0.017
Statewide Totals	2002	Industrial - Forklift	Aggregate	Aggregate	Diesel	10002456.32	10698909.99	15022.31998	957589962.6	0.934904	0.010
Statewide Totals	2002	Industrial - Misc - A	Aggregate	Aggregate	Diesel	4082.691541	0	1197.725866	0		
Statewide Totals	2002	Industrial - Misc - (	Aggregate	Aggregate	Diesel	3516.009456	0	347.547258	0		
Statewide Totals	2002	Industrial - Misc - S	Aggregate	Aggregate	Diesel	1392.883468	0	212.1992888	0		
Statewide Totals	2002	Industrial - Other (	Aggregate	Aggregate	Diesel	4830273.551	3018329.247	3825.021593	265996403.5	1.600314	0.018
Statewide Totals	2002	Industrial - Other I	Aggregate	Aggregate	Diesel	2832001.288	824997.8634	1150.564457	138213195.8	3.432738	0.020
Statewide Totals	2002	Light Commercial ·	Aggregate	Aggregate	Diesel	888090.26	777336.85	1111.102658	28761463.45	1.142478	0.031
Statewide Totals	2002	Light Commercial ·	Aggregate	Aggregate	Diesel	4081084.246	1564813.4	13652.34147	51638842.2	2.608033	0.079
Statewide Totals	2002	Light Commercial ·	Aggregate	Aggregate	Diesel	20538.56978	15684.05	406.5871737	595993.9	1.30952	0.034
Statewide Totals	2002	Light Commercial ·	Aggregate	Aggregate	Diesel	2260183.857	816837.15	7108.577738	30222974.55	2.766994	0.075
Statewide Totals	2002	Light Commercial ·	Aggregate	Aggregate	Diesel	4580910.097	3065255.4	8097.541896	141001748.4	1.494463	0.032
Statewide Totals	2003	Construction and I	Aggregate	Aggregate	Diesel	2633567.532	456380.9906	1336.099533	101024012.5	5.770546	0.026
Statewide Totals	2003	Construction and I	Aggregate	Aggregate	Diesel	6218165.087	1802772.203	4023.864807	416829836.6	3.449224	0.015
Statewide Totals	2003	Construction and I	Aggregate	Aggregate	Diesel	15343953.07	3255672.485	7412.109447	692186587.8	4.71299	0.022
Statewide Totals	2003	Construction and I	Aggregate	Aggregate	Diesel	27653384.85	8825240.052	14414.30875	1393002672	3.133443	0.020
Statewide Totals	2003	Construction and I	Aggregate	Aggregate	Diesel	10392342.44	2607758.629	4660.782157	489742099.3	3.985163	0.021
Statewide Totals	2003	Construction and I	Aggregate	Aggregate	Diesel	932.365371	0	87.54844104	0		
Statewide Totals	2003	Construction and I	Aggregate	Aggregate	Diesel	1158.176854	0	588.6599273	0		
Statewide Totals	2003	Construction and I	Aggregate	Aggregate	Diesel	30296.46863	21067.8	54.18821036	695237.4	1.438046	0.044
Statewide Totals	2003	Construction and I	Aggregate	Aggregate	Diesel	118.2139619	0	24.7709678	0		
Statewide Totals	2003	Construction and I	Aggregate	Aggregate	Diesel	535.2178944	0	39.00999841	0		
Statewide Totals	2003	Construction and I	Aggregate	Aggregate	Diesel	1834.217458	0	363.9634097	0		
Statewide Totals	2003	Construction and I	Aggregate	Aggregate	Diesel	222.885996	0	15.00999939	0		
Statewide Totals	2003	Construction and I	Aggregate	Aggregate	Diesel	337.7241006	0	38.46747984	0		
Statewide Totals	2003	Construction and I	Aggregate	Aggregate	Diesel	636.7887183	0	340.8299869	0		
Statewide Totals	2003	Construction and I	Aggregate	Aggregate	Diesel	4445.995057	0	1040.807563	0		
Statewide Totals	2003	Construction and I	Aggregate	Aggregate	Diesel	87.51196299	0	7.5685375	0		
Statewide Totals	2003	Construction and I	Aggregate	Aggregate	Diesel	22284.41686	7471.55	2994.38549	276447.35	2.982569	0.081
Statewide Totals	2003	Construction and I	Aggregate	Aggregate	Diesel	39834.46999	0	4300.166534	0		

										Fuel Consumption Estimate	
Region	Calendar Year	Vehicle Category	Model Year	Horsepower Bin	Fuel	Fuel Consumption	Total_Activity_hpy	Total_Population	Horsepower_Hours_hhpy	gallons per hour	gallons per hp-hr
Statewide Totals	2003	Construction and I	Aggregate	Aggregate	Diesel	3818.28887	0	281.7758843	0		
Statewide Totals	2003	Construction and I	Aggregate	Aggregate	Diesel	3304.917108	0	456.0421334	0		
Statewide Totals	2003	Construction and I	Aggregate	Aggregate	Diesel	5833286.497	2067450.373	3279.281184	255501491.8	2.821488	0.023
Statewide Totals	2003	Construction and I	Aggregate	Aggregate	Diesel	35089499.64	4400034.793	3432.348897	1769109464	7.974823	0.020
Statewide Totals	2003	Construction and I	Aggregate	Aggregate	Diesel	7821715.175	2102858.126	4964.323216	361727958.4	3.719564	0.022
Statewide Totals	2003	Construction and I	Aggregate	Aggregate	Diesel	1842953.42	661233.2428	1762.873073	85646059.27	2.787146	0.022
Statewide Totals	2003	Construction and I	Aggregate	Aggregate	Diesel	1072768.687	441334.2384	998.8316896	58081527.51	2.43074	0.018
Statewide Totals	2003	Construction and I	Aggregate	Aggregate	Diesel	4782409.088	2996559.001	9181.46844	240669698.6	1.595967	0.020
Statewide Totals	2003	Construction and I	Aggregate	Aggregate	Diesel	5191513.645	2479585.414	9258.002297	249302980	2.093702	0.021
Statewide Totals	2003	Construction and I	Aggregate	Aggregate	Diesel	3065599.939	598057.2833	818.5231119	148922794.8	5.12593	0.021
Statewide Totals	2003	Construction and I	Aggregate	Aggregate	Diesel	42307054.74	11173683.25	11998.95212	2266571881	3.786312	0.019
Statewide Totals	2003	Construction and I	Aggregate	Aggregate	Diesel	27459207.17	2995799.283	6738.870945	1098433979	9.165904	0.025
Statewide Totals	2003	Construction and I	Aggregate	Aggregate	Diesel	5032260.213	3966980.821	12005.43804	259588391.1	1.268537	0.019
Statewide Totals	2003	Construction and I	Aggregate	Aggregate	Diesel	576793.0695	140683.8148	551.3032053	37043789.22	4.099925	0.016
Statewide Totals	2003	Construction and I	Aggregate	Aggregate	Diesel	38540735.21	20560796.93	36208.29734	2007894927	1.874477	0.019
Statewide Totals	2003	Construction and I	Aggregate	Aggregate	Diesel	1587706.61	748590.7584	2175.377589	58841378.54	2.120927	0.027
Statewide Totals	2003	Industrial - Aerial I	Aggregate	Aggregate	Diesel	2445912.918	2354913.957	8159.576244	148054867.4	1.038642	0.017
Statewide Totals	2003	Industrial - Forklift	Aggregate	Aggregate	Diesel	10292313.13	11008949.04	15304.07317	985358449.3	0.934904	0.010
Statewide Totals	2003	Industrial - Misc -	Aggregate	Aggregate	Diesel	3842.015395	0	1205.776466	0		
Statewide Totals	2003	Industrial - Misc -	Aggregate	Aggregate	Diesel	3231.485147	0	347.3891073	0		
Statewide Totals	2003	Industrial - Misc -	Aggregate	Aggregate	Diesel	1272.850186	0	205.9208732	0		
Statewide Totals	2003	Industrial - Other (	Aggregate	Aggregate	Diesel	4970247.941	3105796.093	3896.762311	273691552.5	1.600314	0.018
Statewide Totals	2003	Industrial - Other I	Aggregate	Aggregate	Diesel	2914068.617	848905.1165	1172.144026	142150483.4	3.432738	0.020
Statewide Totals	2003	Light Commercial	Aggregate	Aggregate	Diesel	898821.5836	787148.05	1125.412373	29124477.85	1.141871	0.031
Statewide Totals	2003	Light Commercial	Aggregate	Aggregate	Diesel	4130066.996	1584611	13825.12905	52292163	2.60636	0.079
Statewide Totals	2003	Light Commercial	Aggregate	Aggregate	Diesel	20764.67763	15881.15	411.6768572	603483.7	1.307505	0.034
Statewide Totals	2003	Light Commercial	Aggregate	Aggregate	Diesel	2287374.418	827181.25	7199.04062	30605706.25	2.765264	0.075
Statewide Totals	2003	Light Commercial	Aggregate	Aggregate	Diesel	4635966.479	3104098.7	8199.867206	142788540.2	1.493498	0.032
Statewide Totals	2004	Construction and I	Aggregate	Aggregate	Diesel	2815370.267	487102.8389	1393.551825	108048539.8	5.779827	0.026
Statewide Totals	2004	Construction and I	Aggregate	Aggregate	Diesel	6636688.458	1924075.458	4196.891031	444976894.8	3.449287	0.015
Statewide Totals	2004	Construction and I	Aggregate	Aggregate	Diesel	16383583.01	3474667.371	7730.830224	739570388.3	4.715151	0.022
Statewide Totals	2004	Construction and I	Aggregate	Aggregate	Diesel	29517125.78	9419131.738	15034.12416	1486576645	3.133742	0.020
Statewide Totals	2004	Construction and I	Aggregate	Aggregate	Diesel	11099335.16	2783170.482	4861.195834	523704729.8	3.988018	0.021
Statewide Totals	2004	Construction and I	Aggregate	Aggregate	Diesel	836.4071159	0	87.53414902	0		
Statewide Totals	2004	Construction and I	Aggregate	Aggregate	Diesel	1103.814396	0	599.5399946	0		
Statewide Totals	2004	Construction and I	Aggregate	Aggregate	Diesel	30799.95156	21480.25	55.24194602	708848.25	1.433873	0.043
Statewide Totals	2004	Construction and I	Aggregate	Aggregate	Diesel	110.1937442	0	25.15432563	0		
Statewide Totals	2004	Construction and I	Aggregate	Aggregate	Diesel	505.8953734	0	39.70000244	0		
Statewide Totals	2004	Construction and I	Aggregate	Aggregate	Diesel	1802.322098	0	371.1407856	0		
Statewide Totals	2004	Construction and I	Aggregate	Aggregate	Diesel	212.1528294	0	15.33000094	0		
Statewide Totals	2004	Construction and I	Aggregate	Aggregate	Diesel	306.4650323	0	39.09470769	0		
Statewide Totals	2004	Construction and I	Aggregate	Aggregate	Diesel	624.1903297	0	347.2700383	0		
Statewide Totals	2004	Construction and I	Aggregate	Aggregate	Diesel	4126.076221	0	1056.958723	0		

										Fuel Consumption Estimate	
Region	Calendar Year	Vehicle Category	Model Year	Horsepower Bin	Fuel	Fuel Consumption	Total_Activity_hpy	Total_Population	Horsepower_Hours_hhpy	gallons per hour	gallons per hp-hr
Statewide Totals	2004	Construction and I	Aggregate	Aggregate	Diesel	74.09917672	0	7.656891305	0		
Statewide Totals	2004	Construction and I	Aggregate	Aggregate	Diesel	22713.70622	7599.3	3049.728296	281174.1	2.988921	0.081
Statewide Totals	2004	Construction and I	Aggregate	Aggregate	Diesel	37805.01545	0	4383.419608	0		
Statewide Totals	2004	Construction and I	Aggregate	Aggregate	Diesel	3518.682787	0	287.225301	0		
Statewide Totals	2004	Construction and I	Aggregate	Aggregate	Diesel	3207.515066	0	463.2471646	0		
Statewide Totals	2004	Construction and I	Aggregate	Aggregate	Diesel	6224391.461	2206519.525	3420.290305	272749587.8	2.820909	0.023
Statewide Totals	2004	Construction and I	Aggregate	Aggregate	Diesel	37458784.05	4696022.636	3579.939932	1889982877	7.976704	0.020
Statewide Totals	2004	Construction and I	Aggregate	Aggregate	Diesel	8352258.883	2244313.891	5177.789161	386061507.8	3.72152	0.022
Statewide Totals	2004	Construction and I	Aggregate	Aggregate	Diesel	1966377.406	705666.8794	1838.676632	91365865.52	2.786552	0.022
Statewide Totals	2004	Construction and I	Aggregate	Aggregate	Diesel	1144922.078	471028.63	1041.781462	62002848.38	2.430685	0.018
Statewide Totals	2004	Construction and I	Aggregate	Aggregate	Diesel	5105923.339	3198043.071	9576.27167	256999313.8	1.596577	0.020
Statewide Totals	2004	Construction and I	Aggregate	Aggregate	Diesel	5542084.568	2646306.871	9656.096483	266177416.9	2.094271	0.021
Statewide Totals	2004	Construction and I	Aggregate	Aggregate	Diesel	3276956.165	638315.5908	853.7196134	159061800.9	5.133755	0.021
Statewide Totals	2004	Construction and I	Aggregate	Aggregate	Diesel	45185854.72	11925275.56	12514.90717	2419495804	3.789083	0.019
Statewide Totals	2004	Construction and I	Aggregate	Aggregate	Diesel	29301522.17	3197241.922	7028.642459	1173100552	9.164625	0.025
Statewide Totals	2004	Construction and I	Aggregate	Aggregate	Diesel	5371754.507	4233707.317	12521.67198	277134576.9	1.268806	0.019
Statewide Totals	2004	Construction and I	Aggregate	Aggregate	Diesel	615914.1904	150163.7348	575.0092483	39530429.25	4.101617	0.016
Statewide Totals	2004	Construction and I	Aggregate	Aggregate	Diesel	41138149.37	21944372.02	37765.25447	2144229322	1.874656	0.019
Statewide Totals	2004	Construction and I	Aggregate	Aggregate	Diesel	1695078.807	798970.0337	2268.918846	62820449.53	2.12158	0.027
Statewide Totals	2004	Industrial - Aerial l	Aggregate	Aggregate	Diesel	2610682.342	2513553.217	8511.204627	158033736.6	1.038642	0.017
Statewide Totals	2004	Industrial - Forklift	Aggregate	Aggregate	Diesel	10985656.91	11750569.14	15963.58615	1051731824	0.934904	0.010
Statewide Totals	2004	Industrial - Misc -	Aggregate	Aggregate	Diesel	3702.831124	0	1214.419023	0		
Statewide Totals	2004	Industrial - Misc -	Aggregate	Aggregate	Diesel	3145.677732	0	345.7461073	0		
Statewide Totals	2004	Industrial - Misc -	Aggregate	Aggregate	Diesel	1156.630649	0	193.4275815	0		
Statewide Totals	2004	Industrial - Other (	Aggregate	Aggregate	Diesel	5305069.708	3315018.681	4064.689197	292028991.6	1.600314	0.018
Statewide Totals	2004	Industrial - Other l	Aggregate	Aggregate	Diesel	3110375.445	906091.783	1222.656344	151651397.4	3.432738	0.021
Statewide Totals	2004	Light Commercial	Aggregate	Aggregate	Diesel	908960.2244	796941	1139.372221	29486817	1.140562	0.031
Statewide Totals	2004	Light Commercial	Aggregate	Aggregate	Diesel	4177384.008	1604364.8	13996.99657	52944038.4	2.603762	0.079
Statewide Totals	2004	Light Commercial	Aggregate	Aggregate	Diesel	20992.67735	16092.85	417.0463584	611528.3	1.304472	0.034
Statewide Totals	2004	Light Commercial	Aggregate	Aggregate	Diesel	2313478.373	837466.95	7288.043646	30986277.15	2.762471	0.075
Statewide Totals	2004	Light Commercial	Aggregate	Aggregate	Diesel	4688326.453	3142737.6	8302.092578	144565929.6	1.491797	0.032
Statewide Totals	2005	Construction and I	Aggregate	Aggregate	Diesel	2985906.863	518530.8255	1450.701943	114537898.9	5.758398	0.026
Statewide Totals	2005	Construction and I	Aggregate	Aggregate	Diesel	7061363.997	2048351.024	4369.00721	473390833	3.447341	0.015
Statewide Totals	2005	Construction and I	Aggregate	Aggregate	Diesel	17446917.6	3699040.625	8047.874661	786983104.6	4.716606	0.022
Statewide Totals	2005	Construction and I	Aggregate	Aggregate	Diesel	31441182.26	10027024.74	15650.6796	1583792218	3.135644	0.020
Statewide Totals	2005	Construction and I	Aggregate	Aggregate	Diesel	11879927.68	2962840.856	5060.555418	560741886.9	4.009641	0.021
Statewide Totals	2005	Construction and I	Aggregate	Aggregate	Diesel	742.1523451	0	87.86634406	0		
Statewide Totals	2005	Construction and I	Aggregate	Aggregate	Diesel	1048.820705	0	610.3499077	0		
Statewide Totals	2005	Construction and I	Aggregate	Aggregate	Diesel	31346.5705	21867.15	56.25376103	721615.95	1.433501	0.043
Statewide Totals	2005	Construction and I	Aggregate	Aggregate	Diesel	102.1927357	0	25.67993074	0		
Statewide Totals	2005	Construction and I	Aggregate	Aggregate	Diesel	486.9182466	0	40.45999698	0		
Statewide Totals	2005	Construction and I	Aggregate	Aggregate	Diesel	1762.738305	0	378.4584897	0		
Statewide Totals	2005	Construction and I	Aggregate	Aggregate	Diesel	199.4752444	0	15.67999883	0		

										Fuel Consumption Estimate	
Region	Calendar Year	Vehicle Category	Model Year	Horsepower Bin	Fuel	Fuel Consumption	Total_Activity_hpy	Total_Population	Horsepower_Hours_hhpy	gallons per hour	gallons per hp-hr
Statewide Totals	2005	Construction and I	Aggregate	Aggregate	Diesel	278.1059587	0	39.91886674	0		
Statewide Totals	2005	Construction and I	Aggregate	Aggregate	Diesel	609.6508416	0	353.4399551	0		
Statewide Totals	2005	Construction and I	Aggregate	Aggregate	Diesel	3861.264704	0	1074.294471	0		
Statewide Totals	2005	Construction and I	Aggregate	Aggregate	Diesel	70.80948896	0	7.90976394	0		
Statewide Totals	2005	Construction and I	Aggregate	Aggregate	Diesel	22802.61079	7730.7	3105.149273	286035.9	2.949618	0.080
Statewide Totals	2005	Construction and I	Aggregate	Aggregate	Diesel	36016.63435	0	4452.373864	0		
Statewide Totals	2005	Construction and I	Aggregate	Aggregate	Diesel	3219.650604	0	292.8233688	0		
Statewide Totals	2005	Construction and I	Aggregate	Aggregate	Diesel	3159.761291	0	471.6937369	0		
Statewide Totals	2005	Construction and I	Aggregate	Aggregate	Diesel	6630422.799	2348932.347	3560.557778	290372243.5	2.822739	0.023
Statewide Totals	2005	Construction and I	Aggregate	Aggregate	Diesel	39906084.31	4999262.831	3726.7547	2014758648	7.982394	0.020
Statewide Totals	2005	Construction and I	Aggregate	Aggregate	Diesel	8898540.717	2389208.621	5390.132364	411017526.4	3.724472	0.022
Statewide Totals	2005	Construction and I	Aggregate	Aggregate	Diesel	2093986.203	751261.5081	1914.081495	97218044.22	2.787293	0.022
Statewide Totals	2005	Construction and I	Aggregate	Aggregate	Diesel	1219282.588	501418.9456	1084.505336	65963869.86	2.431664	0.018
Statewide Totals	2005	Construction and I	Aggregate	Aggregate	Diesel	5438151.584	3404483.036	9968.998399	273768549.1	1.59735	0.020
Statewide Totals	2005	Construction and I	Aggregate	Aggregate	Diesel	5902011.054	2817294.975	10052.09686	283463101.4	2.094921	0.021
Statewide Totals	2005	Construction and I	Aggregate	Aggregate	Diesel	3487357.416	679496.1806	888.730996	169641505.4	5.132269	0.021
Statewide Totals	2005	Construction and I	Aggregate	Aggregate	Diesel	48073774.19	12695164.45	13028.14851	2571365951	3.786778	0.019
Statewide Totals	2005	Construction and I	Aggregate	Aggregate	Diesel	31207835.05	3403868.947	7316.889896	1249059353	9.168342	0.025
Statewide Totals	2005	Construction and I	Aggregate	Aggregate	Diesel	5720136.852	4507055.85	13035.19076	295074833.1	1.269152	0.019
Statewide Totals	2005	Construction and I	Aggregate	Aggregate	Diesel	656017.9724	159845.4025	598.5906074	42070274.38	4.104078	0.016
Statewide Totals	2005	Construction and I	Aggregate	Aggregate	Diesel	43860037.79	23361365.62	39314.02265	2285933190	1.87746	0.019
Statewide Totals	2005	Construction and I	Aggregate	Aggregate	Diesel	1805466.877	850571.7059	2361.968115	66966596.42	2.122651	0.027
Statewide Totals	2005	Industrial - Aerial I	Aggregate	Aggregate	Diesel	2778839.434	2675454.109	8859.031642	168223210	1.038642	0.017
Statewide Totals	2005	Industrial - Forklift	Aggregate	Aggregate	Diesel	11693255.87	12507436.99	16615.96931	1119405154	0.934904	0.010
Statewide Totals	2005	Industrial - Misc - A	Aggregate	Aggregate	Diesel	3568.600913	0	1223.392424	0		
Statewide Totals	2005	Industrial - Misc - (	Aggregate	Aggregate	Diesel	2984.980979	0	340.2484723	0		
Statewide Totals	2005	Industrial - Misc - S	Aggregate	Aggregate	Diesel	1034.792947	0	179.2221048	0		
Statewide Totals	2005	Industrial - Other (	Aggregate	Aggregate	Diesel	5646775.431	3528542.898	4230.800667	310933341.2	1.600314	0.018
Statewide Totals	2005	Industrial - Other I	Aggregate	Aggregate	Diesel	3310718.353	964454.2109	1272.622586	161439441.4	3.432738	0.021
Statewide Totals	2005	Light Commercial -	Aggregate	Aggregate	Diesel	918145.6624	806142.65	1152.432012	29827278.05	1.138937	0.031
Statewide Totals	2005	Light Commercial -	Aggregate	Aggregate	Diesel	4220947.77	1622786.35	14158.32452	53551949.55	2.60105	0.079
Statewide Totals	2005	Light Commercial -	Aggregate	Aggregate	Diesel	21187.50486	16304.55	421.8458114	619572.9	1.299484	0.034
Statewide Totals	2005	Light Commercial -	Aggregate	Aggregate	Diesel	2337522.21	847070.1	7371.926752	31341593.7	2.759538	0.075
Statewide Totals	2005	Light Commercial -	Aggregate	Aggregate	Diesel	4736114.656	3178868.95	8397.698319	146227971.7	1.489874	0.032
Statewide Totals	2006	Construction and I	Aggregate	Aggregate	Diesel	3084412.237	534802.2865	1479.639582	118247508.6	5.767388	0.026
Statewide Totals	2006	Construction and I	Aggregate	Aggregate	Diesel	7282832.176	2112605.511	4456.157265	488327905.9	3.447322	0.015
Statewide Totals	2006	Construction and I	Aggregate	Aggregate	Diesel	18012914.26	3815035.141	8208.408322	812221324.4	4.721559	0.022
Statewide Totals	2006	Construction and I	Aggregate	Aggregate	Diesel	32421428.9	10341578.93	15962.86897	1632328517	3.135056	0.020
Statewide Totals	2006	Construction and I	Aggregate	Aggregate	Diesel	12275371.02	3055808.808	5161.500017	579019727.1	4.017061	0.021
Statewide Totals	2006	Construction and I	Aggregate	Aggregate	Diesel	669.7090725	0	88.59590474	0		
Statewide Totals	2006	Construction and I	Aggregate	Aggregate	Diesel	1000.43329	0	621.409965	0		
Statewide Totals	2006	Construction and I	Aggregate	Aggregate	Diesel	31821.46632	22290.55	57.34287605	735588.15	1.427577	0.043
Statewide Totals	2006	Construction and I	Aggregate	Aggregate	Diesel	93.95279899	0	26.09536119	0		

										Fuel Consumption Estimate	
Region	Calendar Year	Vehicle Category	Model Year	Horsepower Bin	Fuel	Fuel Consumption	Total_Activity_hpy	Total_Population	Horsepower_Hours_hhpy	gallons per hour	gallons per hp-hr
Statewide Totals	2006	Construction and I	Aggregate	Aggregate	Diesel	477.5933968	0	41.16000148	0		
Statewide Totals	2006	Construction and I	Aggregate	Aggregate	Diesel	1748.280356	0	385.6602853	0		
Statewide Totals	2006	Construction and I	Aggregate	Aggregate	Diesel	184.9960194	0	15.92000057	0		
Statewide Totals	2006	Construction and I	Aggregate	Aggregate	Diesel	263.0988202	0	40.5239858	0		
Statewide Totals	2006	Construction and I	Aggregate	Aggregate	Diesel	602.876534	0	359.8300414	0		
Statewide Totals	2006	Construction and I	Aggregate	Aggregate	Diesel	3787.778872	0	1091.729271	0		
Statewide Totals	2006	Construction and I	Aggregate	Aggregate	Diesel	70.99166718	0	8.400286282	0		
Statewide Totals	2006	Construction and I	Aggregate	Aggregate	Diesel	22962.18345	7876.7	3160.499226	291437.9	2.915204	0.079
Statewide Totals	2006	Construction and I	Aggregate	Aggregate	Diesel	34640.02195	0	4514.902972	0		
Statewide Totals	2006	Construction and I	Aggregate	Aggregate	Diesel	2940.167362	0	298.6467914	0		
Statewide Totals	2006	Construction and I	Aggregate	Aggregate	Diesel	3131.935699	0	480.7247806	0		
Statewide Totals	2006	Construction and I	Aggregate	Aggregate	Diesel	6842426.635	2422654.991	3631.581421	299688778.3	2.82435	0.023
Statewide Totals	2006	Construction and I	Aggregate	Aggregate	Diesel	41214540.26	5156088.627	3801.093528	2081169979	7.993373	0.020
Statewide Totals	2006	Construction and I	Aggregate	Aggregate	Diesel	9186951.834	2464088.152	5497.651146	424541995.4	3.728337	0.022
Statewide Totals	2006	Construction and I	Aggregate	Aggregate	Diesel	2159751.431	774815.4593	1952.262322	100242427.3	2.78744	0.022
Statewide Totals	2006	Construction and I	Aggregate	Aggregate	Diesel	1257579.371	517106.0128	1106.138328	68016996.15	2.431957	0.018
Statewide Totals	2006	Construction and I	Aggregate	Aggregate	Diesel	5608404.407	3511383.349	10167.85336	282400536.7	1.597207	0.020
Statewide Totals	2006	Construction and I	Aggregate	Aggregate	Diesel	6088731.326	2905865.362	10252.60941	292454517.2	2.095325	0.021
Statewide Totals	2006	Construction and I	Aggregate	Aggregate	Diesel	3598123.309	700812.5305	906.4588119	175171752.3	5.134217	0.021
Statewide Totals	2006	Construction and I	Aggregate	Aggregate	Diesel	49551373.67	13093360.83	13288.02537	2649875991	3.784466	0.019
Statewide Totals	2006	Construction and I	Aggregate	Aggregate	Diesel	32184496.59	3510633.778	7462.842358	1288199769	9.167717	0.025
Statewide Totals	2006	Construction and I	Aggregate	Aggregate	Diesel	5902019.841	4648833.835	13295.20809	304294033.9	1.26957	0.019
Statewide Totals	2006	Construction and I	Aggregate	Aggregate	Diesel	677169.9102	164880.9686	610.5308955	43419291	4.107023	0.016
Statewide Totals	2006	Construction and I	Aggregate	Aggregate	Diesel	45263751.76	24094192.04	40098.23267	2359238547	1.878617	0.019
Statewide Totals	2006	Construction and I	Aggregate	Aggregate	Diesel	1862044.958	877298.0879	2409.083086	69097561.01	2.122477	0.027
Statewide Totals	2006	Industrial - Aerial I	Aggregate	Aggregate	Diesel	2866386.469	2759744.001	9036.920345	173542781.3	1.038642	0.017
Statewide Totals	2006	Industrial - Forklift	Aggregate	Aggregate	Diesel	12061650.63	12901482.44	16949.61675	1154642163	0.934904	0.010
Statewide Totals	2006	Industrial - Misc -	Aggregate	Aggregate	Diesel	3460.051306	0	1225.666597	0		
Statewide Totals	2006	Industrial - Misc -	Aggregate	Aggregate	Diesel	2827.927101	0	331.7794451	0		
Statewide Totals	2006	Industrial - Misc -	Aggregate	Aggregate	Diesel	918.9591569	0	164.3355627	0		
Statewide Totals	2006	Industrial - Other (	Aggregate	Aggregate	Diesel	5824676.479	3639709.26	4315.754832	320745360.7	1.600314	0.018
Statewide Totals	2006	Industrial - Other I	Aggregate	Aggregate	Diesel	3415022.176	994839.2363	1298.176753	166536777	3.432738	0.021
Statewide Totals	2006	Light Commercial	Aggregate	Aggregate	Diesel	923741.4537	812037.4	1160.92192	30045383.8	1.13756	0.031
Statewide Totals	2006	Light Commercial	Aggregate	Aggregate	Diesel	4247554.931	1634685.35	14261.88727	53944616.55	2.598393	0.079
Statewide Totals	2006	Light Commercial	Aggregate	Aggregate	Diesel	21330.16948	16446.9	424.9657328	624982.2	1.296911	0.034
Statewide Totals	2006	Light Commercial	Aggregate	Aggregate	Diesel	2352194.583	853366.35	7426.002716	31574554.95	2.756371	0.074
Statewide Totals	2006	Light Commercial	Aggregate	Aggregate	Diesel	4765138.347	3202207.05	8459.215527	147301524.3	1.488079	0.032
Statewide Totals	2007	Construction and I	Aggregate	Aggregate	Diesel	2940546.788	511255.1105	1437.626323	112502932.6	5.751623	0.026
Statewide Totals	2007	Construction and I	Aggregate	Aggregate	Diesel	6960102.29	2019619.517	4329.628014	466779207.3	3.446244	0.015
Statewide Totals	2007	Construction and I	Aggregate	Aggregate	Diesel	17220457.52	3647086.531	7975.336709	776467475.4	4.721702	0.022
Statewide Totals	2007	Construction and I	Aggregate	Aggregate	Diesel	30977111.48	9886601.152	15509.61525	1558677510	3.133242	0.020
Statewide Totals	2007	Construction and I	Aggregate	Aggregate	Diesel	11736403.21	2921195.518	5014.943086	553693979.3	4.017671	0.021
Statewide Totals	2007	Construction and I	Aggregate	Aggregate	Diesel	631.8640887	0	90.30219966	0		

										Fuel Consumption Estimate	
Region	Calendar Year	Vehicle Category	Model Year	Horsepower Bin	Fuel	Fuel Consumption	Total_Activity_hpy	Total_Population	Horsepower_Hours_hhpy	gallons per hour	gallons per hp-hr
Statewide Totals	2007	Construction and I	Aggregate	Aggregate	Diesel	979.9264066	0	632.2499873	0		
Statewide Totals	2007	Construction and I	Aggregate	Aggregate	Diesel	32325.52637	22673.8	58.2762946	748235.4	1.425677	0.043
Statewide Totals	2007	Construction and I	Aggregate	Aggregate	Diesel	86.08937852	0	26.46957413	0		
Statewide Totals	2007	Construction and I	Aggregate	Aggregate	Diesel	478.7765248	0	41.93000035	0		
Statewide Totals	2007	Construction and I	Aggregate	Aggregate	Diesel	1742.651516	0	393.2116385	0		
Statewide Totals	2007	Construction and I	Aggregate	Aggregate	Diesel	172.3070188	0	16.27000014	0		
Statewide Totals	2007	Construction and I	Aggregate	Aggregate	Diesel	250.8393261	0	41.12291978	0		
Statewide Totals	2007	Construction and I	Aggregate	Aggregate	Diesel	601.9304666	0	366.0600325	0		
Statewide Totals	2007	Construction and I	Aggregate	Aggregate	Diesel	3748.204796	0	1110.944635	0		
Statewide Totals	2007	Construction and I	Aggregate	Aggregate	Diesel	74.38402449	0	9.075897317	0		
Statewide Totals	2007	Construction and I	Aggregate	Aggregate	Diesel	23310.19729	8026.35	3215.76559	296974.95	2.904209	0.078
Statewide Totals	2007	Construction and I	Aggregate	Aggregate	Diesel	33587.51828	0	4571.66789	0		
Statewide Totals	2007	Construction and I	Aggregate	Aggregate	Diesel	2707.716073	0	304.7860953	0		
Statewide Totals	2007	Construction and I	Aggregate	Aggregate	Diesel	3143.16478	0	491.9398908	0		
Statewide Totals	2007	Construction and I	Aggregate	Aggregate	Diesel	6543452.905	2316089.882	3528.465383	286487714.2	2.825215	0.023
Statewide Totals	2007	Construction and I	Aggregate	Aggregate	Diesel	39419571.18	4929056.685	3693.164321	1993903830	7.997386	0.020
Statewide Totals	2007	Construction and I	Aggregate	Aggregate	Diesel	8782626.684	2355617.972	5341.549455	406316379.5	3.728375	0.022
Statewide Totals	2007	Construction and I	Aggregate	Aggregate	Diesel	2064679.344	740747.0573	1896.829294	95814741.36	2.787293	0.022
Statewide Totals	2007	Construction and I	Aggregate	Aggregate	Diesel	1202198.592	494388.0679	1074.730358	65007883.09	2.43169	0.018
Statewide Totals	2007	Construction and I	Aggregate	Aggregate	Diesel	5360124.909	3356770.523	9879.144772	269936014.8	1.59681	0.020
Statewide Totals	2007	Construction and I	Aggregate	Aggregate	Diesel	5817599.655	2777899.201	9961.494241	279419606.9	2.094244	0.021
Statewide Totals	2007	Construction and I	Aggregate	Aggregate	Diesel	3441474.207	669965.4755	880.7205921	167561409.8	5.136793	0.021
Statewide Totals	2007	Construction and I	Aggregate	Aggregate	Diesel	47361629.47	12517172.48	12910.72183	2532260922	3.783732	0.019
Statewide Totals	2007	Construction and I	Aggregate	Aggregate	Diesel	30791067.94	3356111.154	7250.940533	1232203856	9.174627	0.025
Statewide Totals	2007	Construction and I	Aggregate	Aggregate	Diesel	5643516.856	4443915.789	12917.7006	291025116.1	1.269942	0.019
Statewide Totals	2007	Construction and I	Aggregate	Aggregate	Diesel	647450.0805	157621.6181	593.1953275	41491636.69	4.107622	0.016
Statewide Totals	2007	Construction and I	Aggregate	Aggregate	Diesel	43303443.34	23033558.36	38959.67336	2257589498	1.880015	0.019
Statewide Totals	2007	Construction and I	Aggregate	Aggregate	Diesel	1781628.374	838623.2815	2340.678975	66079401.27	2.124468	0.027
Statewide Totals	2007	Industrial - Aerial I	Aggregate	Aggregate	Diesel	2740118.324	2638173.599	8780.021471	165903557.8	1.038642	0.017
Statewide Totals	2007	Industrial - Forklift	Aggregate	Aggregate	Diesel	11530318.84	12333154.94	16467.7781	1103681695	0.934904	0.010
Statewide Totals	2007	Industrial - Misc - A	Aggregate	Aggregate	Diesel	3333.282499	0	1220.785625	0		
Statewide Totals	2007	Industrial - Misc - (	Aggregate	Aggregate	Diesel	2706.689658	0	322.4049285	0		
Statewide Totals	2007	Industrial - Misc - S	Aggregate	Aggregate	Diesel	865.9481954	0	158.3581984	0		
Statewide Totals	2007	Industrial - Other (	Aggregate	Aggregate	Diesel	5568091.715	3479375.215	4193.067842	306652860.5	1.600314	0.018
Statewide Totals	2007	Industrial - Other I	Aggregate	Aggregate	Diesel	3264585.896	951015.2416	1261.272572	159158289	3.432738	0.021
Statewide Totals	2007	Light Commercial ·	Aggregate	Aggregate	Diesel	929497.1511	817924.85	1169.311735	30263219.45	1.136409	0.031
Statewide Totals	2007	Light Commercial ·	Aggregate	Aggregate	Diesel	4274806.892	1646613.55	14365.29991	54338247.15	2.59612	0.079
Statewide Totals	2007	Light Commercial ·	Aggregate	Aggregate	Diesel	21448.09244	16556.4	428.2253152	629143.2	1.295456	0.034
Statewide Totals	2007	Light Commercial ·	Aggregate	Aggregate	Diesel	2367178.429	859607.85	7479.898351	31805490.45	2.753789	0.074
Statewide Totals	2007	Light Commercial ·	Aggregate	Aggregate	Diesel	4795037.52	3225556.1	8520.542693	148375580.6	1.486577	0.032
Statewide Totals	2008	Construction and I	Aggregate	Aggregate	Diesel	2604527.62	451199.3734	1326.172337	99929270.3	5.772454	0.026
Statewide Totals	2008	Construction and I	Aggregate	Aggregate	Diesel	6143525.615	1782183.314	3993.967563	412041837.5	3.447191	0.015
Statewide Totals	2008	Construction and I	Aggregate	Aggregate	Diesel	15204460.3	3218454.931	7357.037606	685179218.3	4.724149	0.022

										Fuel Consumption Estimate	
Region	Calendar Year	Vehicle Category	Model Year	Horsepower Bin	Fuel	Fuel Consumption	Total_Activity_hpy	Total_Population	Horsepower_Hours_hhpy	gallons per hour	gallons per hp-hr
Statewide Totals	2008	Construction and I	Aggregate	Aggregate	Diesel	27328480.89	8724638.286	14307.21069	1374324537	3.132334	0.020
Statewide Totals	2008	Construction and I	Aggregate	Aggregate	Diesel	10316671.92	2577988.177	4626.152628	487915312.5	4.001831	0.021
Statewide Totals	2008	Construction and I	Aggregate	Aggregate	Diesel	609.7361915	0	92.5372478	0		
Statewide Totals	2008	Construction and I	Aggregate	Aggregate	Diesel	963.3660059	0	643.1300096	0		
Statewide Totals	2008	Construction and I	Aggregate	Aggregate	Diesel	32819.35272	23071.65	59.46154416	761364.45	1.422497	0.043
Statewide Totals	2008	Construction and I	Aggregate	Aggregate	Diesel	79.06986572	0	26.89088308	0		
Statewide Totals	2008	Construction and I	Aggregate	Aggregate	Diesel	482.501826	0	42.64999862	0		
Statewide Totals	2008	Construction and I	Aggregate	Aggregate	Diesel	1760.248175	0	400.8108034	0		
Statewide Totals	2008	Construction and I	Aggregate	Aggregate	Diesel	161.3194129	0	16.68999946	0		
Statewide Totals	2008	Construction and I	Aggregate	Aggregate	Diesel	241.7011137	0	41.78843854	0		
Statewide Totals	2008	Construction and I	Aggregate	Aggregate	Diesel	604.157989	0	372.3999764	0		
Statewide Totals	2008	Construction and I	Aggregate	Aggregate	Diesel	3756.811347	0	1131.665888	0		
Statewide Totals	2008	Construction and I	Aggregate	Aggregate	Diesel	78.66372409	0	9.787618757	0		
Statewide Totals	2008	Construction and I	Aggregate	Aggregate	Diesel	23695.03481	8165.05	3271.094603	302106.85	2.902007	0.078
Statewide Totals	2008	Construction and I	Aggregate	Aggregate	Diesel	32688.47577	0	4627.643324	0		
Statewide Totals	2008	Construction and I	Aggregate	Aggregate	Diesel	2624.602753	0	310.2379943	0		
Statewide Totals	2008	Construction and I	Aggregate	Aggregate	Diesel	3188.783653	0	503.9784897	0		
Statewide Totals	2008	Construction and I	Aggregate	Aggregate	Diesel	5776831.476	2043928.013	3254.916183	252882931.4	2.826338	0.023
Statewide Totals	2008	Construction and I	Aggregate	Aggregate	Diesel	34805232.62	4349655.7	3406.846606	1760771693	8.001836	0.020
Statewide Totals	2008	Construction and I	Aggregate	Aggregate	Diesel	7752898.34	2078779.955	4927.438383	358518813.7	3.729543	0.022
Statewide Totals	2008	Construction and I	Aggregate	Aggregate	Diesel	1821876.314	653653.9869	1749.774957	84544420.83	2.787218	0.022
Statewide Totals	2008	Construction and I	Aggregate	Aggregate	Diesel	1061110.787	436283.7771	991.410388	57370989.91	2.432157	0.018
Statewide Totals	2008	Construction and I	Aggregate	Aggregate	Diesel	4730327.899	2962261.755	9113.250293	238229899.1	1.596864	0.020
Statewide Totals	2008	Construction and I	Aggregate	Aggregate	Diesel	5132804.958	2451118.987	9189.215505	246467107.1	2.094066	0.021
Statewide Totals	2008	Construction and I	Aggregate	Aggregate	Diesel	3033967.665	591208.633	812.4414997	147921569.9	5.131805	0.021
Statewide Totals	2008	Construction and I	Aggregate	Aggregate	Diesel	41804366.43	11046092.85	11909.80012	2232868191	3.784539	0.019
Statewide Totals	2008	Construction and I	Aggregate	Aggregate	Diesel	27174262.46	2961423.055	6688.801254	1087474399	9.176083	0.025
Statewide Totals	2008	Construction and I	Aggregate	Aggregate	Diesel	4981879.591	3921869.761	11916.23784	257124073.2	1.270282	0.019
Statewide Totals	2008	Construction and I	Aggregate	Aggregate	Diesel	571083.5143	139083.9512	547.2070323	36600975.67	4.106035	0.016
Statewide Totals	2008	Construction and I	Aggregate	Aggregate	Diesel	38257364.37	20326773.76	35939.27034	1996525308	1.882117	0.019
Statewide Totals	2008	Construction and I	Aggregate	Aggregate	Diesel	1571179.571	740073.0712	2159.214572	58305279.94	2.123006	0.027
Statewide Totals	2008	Industrial - Aerial I	Aggregate	Aggregate	Diesel	2417951.152	2327992.494	8098.85772	146396932.4	1.038642	0.017
Statewide Totals	2008	Industrial - Forklift	Aggregate	Aggregate	Diesel	10174651.03	10883094.33	15190.18971	973918652.1	0.934904	0.010
Statewide Totals	2008	Industrial - Misc -	Aggregate	Aggregate	Diesel	3205.143998	0	1213.866538	0		
Statewide Totals	2008	Industrial - Misc -	Aggregate	Aggregate	Diesel	2611.221748	0	313.7186661	0		
Statewide Totals	2008	Industrial - Misc -	Aggregate	Aggregate	Diesel	842.7311395	0	156.0337701	0		
Statewide Totals	2008	Industrial - Other (	Aggregate	Aggregate	Diesel	4913427.883	3070290.518	3867.765014	270587957.2	1.600314	0.018
Statewide Totals	2008	Industrial - Other I	Aggregate	Aggregate	Diesel	2880754.878	839200.402	1163.421655	140428679.7	3.432738	0.021
Statewide Totals	2008	Light Commercial	Aggregate	Aggregate	Diesel	935291.8939	823867.05	1177.741648	30483080.85	1.135246	0.031
Statewide Totals	2008	Light Commercial	Aggregate	Aggregate	Diesel	4301980.779	1658549.05	14468.72196	54732118.65	2.593822	0.079
Statewide Totals	2008	Light Commercial	Aggregate	Aggregate	Diesel	21601.29017	16680.5	430.9751622	633859	1.295003	0.034
Statewide Totals	2008	Light Commercial	Aggregate	Aggregate	Diesel	2382270.723	865739.85	7533.704035	32032374.45	2.751717	0.074
Statewide Totals	2008	Light Commercial	Aggregate	Aggregate	Diesel	4824994.352	3248784.7	8582.260055	149444096.2	1.485169	0.032

										Fuel Consumption Estimate	
Region	Calendar Year	Vehicle Category	Model Year	Horsepower Bin	Fuel	Fuel Consumption	Total_Activity_hpy	Total_Population	Horsepower_Hours_hhpy	gallons per hour	gallons per hp-hr
Statewide Totals	2009	Construction and I	Aggregate	Aggregate	Diesel	2049028.031	356500.5946	1135.092336	78835592.41	5.747615	0.026
Statewide Totals	2009	Construction and I	Aggregate	Aggregate	Diesel	4836917.875	1404251.033	3414.827801	324642830.4	3.444482	0.015
Statewide Totals	2009	Construction and I	Aggregate	Aggregate	Diesel	11971813.02	2536320.991	6290.06449	539734787	4.720149	0.022
Statewide Totals	2009	Construction and I	Aggregate	Aggregate	Diesel	21513679.69	6867990.685	12225.53691	1081653360	3.132456	0.020
Statewide Totals	2009	Construction and I	Aggregate	Aggregate	Diesel	8134212.545	2029294.697	3952.3	384614066.3	4.008394	0.021
Statewide Totals	2009	Construction and I	Aggregate	Aggregate	Diesel	601.9193686	0	95.23884328	0		
Statewide Totals	2009	Construction and I	Aggregate	Aggregate	Diesel	949.5279099	0	653.9199768	0		
Statewide Totals	2009	Construction and I	Aggregate	Aggregate	Diesel	33356.73715	23447.6	60.50108915	773770.8	1.422608	0.043
Statewide Totals	2009	Construction and I	Aggregate	Aggregate	Diesel	77.43064399	0	27.47884362	0		
Statewide Totals	2009	Construction and I	Aggregate	Aggregate	Diesel	488.2070976	0	43.27999923	0		
Statewide Totals	2009	Construction and I	Aggregate	Aggregate	Diesel	1784.178501	0	408.4403821	0		
Statewide Totals	2009	Construction and I	Aggregate	Aggregate	Diesel	149.8470194	0	16.9399997	0		
Statewide Totals	2009	Construction and I	Aggregate	Aggregate	Diesel	234.3610156	0	42.48554597	0		
Statewide Totals	2009	Construction and I	Aggregate	Aggregate	Diesel	611.7556715	0	378.6900101	0		
Statewide Totals	2009	Construction and I	Aggregate	Aggregate	Diesel	3788.616651	0	1153.087689	0		
Statewide Totals	2009	Construction and I	Aggregate	Aggregate	Diesel	84.03004872	0	10.5379992	0		
Statewide Totals	2009	Construction and I	Aggregate	Aggregate	Diesel	24094.49829	8343.9	3326.466347	308724.3	2.887678	0.078
Statewide Totals	2009	Construction and I	Aggregate	Aggregate	Diesel	31908.95106	0	4686.560221	0		
Statewide Totals	2009	Construction and I	Aggregate	Aggregate	Diesel	2568.832538	0	315.5958643	0		
Statewide Totals	2009	Construction and I	Aggregate	Aggregate	Diesel	3268.831104	0	516.7690952	0		
Statewide Totals	2009	Construction and I	Aggregate	Aggregate	Diesel	4558574.7	1610412.93	2783.105804	199716177.6	2.830687	0.023
Statewide Totals	2009	Construction and I	Aggregate	Aggregate	Diesel	27401308.13	3427756.962	2912.884615	1387923096	7.993947	0.020
Statewide Totals	2009	Construction and I	Aggregate	Aggregate	Diesel	6105713.489	1637474.395	4211.97367	282699286.8	3.728738	0.022
Statewide Totals	2009	Construction and I	Aggregate	Aggregate	Diesel	1434870.558	514518.1256	1494.9	66567220.82	2.788766	0.022
Statewide Totals	2009	Construction and I	Aggregate	Aggregate	Diesel	835332.4741	343447.1156	847	45152484.3	2.432201	0.019
Statewide Totals	2009	Construction and I	Aggregate	Aggregate	Diesel	3723739.268	2333889.142	7792.837481	187732420.2	1.595508	0.020
Statewide Totals	2009	Construction and I	Aggregate	Aggregate	Diesel	4040716.558	1929626.26	7850.7	194024034.4	2.094041	0.021
Statewide Totals	2009	Construction and I	Aggregate	Aggregate	Diesel	2388517.707	465416.3683	694.1	116497598.2	5.132002	0.021
Statewide Totals	2009	Construction and I	Aggregate	Aggregate	Diesel	32891758.16	8692791.652	10175	1756118833	3.783797	0.019
Statewide Totals	2009	Construction and I	Aggregate	Aggregate	Diesel	21392304.46	2332310.671	5716.80006	856483575.6	9.17215	0.025
Statewide Totals	2009	Construction and I	Aggregate	Aggregate	Diesel	3921805.469	3084588.199	10180.5	202285906.1	1.271419	0.019
Statewide Totals	2009	Construction and I	Aggregate	Aggregate	Diesel	449645.3824	109495.1786	467.5	28781436.16	4.106531	0.016
Statewide Totals	2009	Construction and I	Aggregate	Aggregate	Diesel	30134829.43	16002653.49	30706.63573	1573817666	1.883115	0.019
Statewide Totals	2009	Construction and I	Aggregate	Aggregate	Diesel	1236890.07	582586.7344	1844.7	45900437.09	2.1231	0.027
Statewide Totals	2009	Industrial - Aerial I	Aggregate	Aggregate	Diesel	1902109.569	1831507	6919.165436	115162930.8	1.038549	0.017
Statewide Totals	2009	Industrial - Forklift	Aggregate	Aggregate	Diesel	8008739.005	8568294.574	12979.91371	766736674.7	0.934695	0.010
Statewide Totals	2009	Industrial - Misc - A	Aggregate	Aggregate	Diesel	3090.851511	0	1209.068332	0		
Statewide Totals	2009	Industrial - Misc - (	Aggregate	Aggregate	Diesel	2531.446436	0	305.3798921	0		
Statewide Totals	2009	Industrial - Misc - S	Aggregate	Aggregate	Diesel	829.7941023	0	154.2212754	0		
Statewide Totals	2009	Industrial - Other (	Aggregate	Aggregate	Diesel	3867991.152	2417020.63	3304.380312	213014786.7	1.600314	0.018
Statewide Totals	2009	Industrial - Other I	Aggregate	Aggregate	Diesel	2267812.746	660642.5914	993.9558366	110549478.6	3.432738	0.021
Statewide Totals	2009	Light Commercial	Aggregate	Aggregate	Diesel	940902.5348	829776.4	1186.191513	30701726.8	1.133923	0.031
Statewide Totals	2009	Light Commercial	Aggregate	Aggregate	Diesel	4329165.866	1670466.3	14572.44464	55125387.9	2.591591	0.079

										Fuel Consumption Estimate	
Region	Calendar Year	Vehicle Category	Model Year	Horsepower Bin	Fuel	Fuel Consumption	Total_Activity_hpy	Total_Population	Horsepower_Hours_hhpy	gallons per hour	gallons per hp-hr
Statewide Totals	2009	Light Commercial	Aggregate	Aggregate	Diesel	21770.83878	16800.95	434.014995	638436.1	1.29581	0.034
Statewide Totals	2009	Light Commercial	Aggregate	Aggregate	Diesel	2397290.73	871871.85	7588.059677	32259258.45	2.749591	0.074
Statewide Totals	2009	Light Commercial	Aggregate	Aggregate	Diesel	4854787.358	3272126.45	8644.057086	150517816.7	1.48368	0.032
Statewide Totals	2010	Construction and I	Aggregate	Aggregate	Diesel	1842363.596	320759.2047	1057.658728	70959657.8	5.743759	0.026
Statewide Totals	2010	Construction and I	Aggregate	Aggregate	Diesel	4353408.572	1263908.706	3181.875441	292224537.5	3.444401	0.015
Statewide Totals	2010	Construction and I	Aggregate	Aggregate	Diesel	10775586.33	2282958.616	5860.969539	485837028	4.720009	0.022
Statewide Totals	2010	Construction and I	Aggregate	Aggregate	Diesel	19364674.15	6183115.009	11391.53653	973943542.5	3.131864	0.020
Statewide Totals	2010	Construction and I	Aggregate	Aggregate	Diesel	7321343.483	1826492.039	3682.682419	346197021	4.008418	0.021
Statewide Totals	2010	Construction and I	Aggregate	Aggregate	Diesel	609.5977392	0	98.20852982	0		
Statewide Totals	2010	Construction and I	Aggregate	Aggregate	Diesel	938.2447104	0	664.9699878	0		
Statewide Totals	2010	Construction and I	Aggregate	Aggregate	Diesel	33849.86795	23867.35	61.40193423	787622.55	1.41825	0.043
Statewide Totals	2010	Construction and I	Aggregate	Aggregate	Diesel	76.18236294	0	27.94013526	0		
Statewide Totals	2010	Construction and I	Aggregate	Aggregate	Diesel	496.1766046	0	44.06000292	0		
Statewide Totals	2010	Construction and I	Aggregate	Aggregate	Diesel	1811.853435	0	415.7811162	0		
Statewide Totals	2010	Construction and I	Aggregate	Aggregate	Diesel	146.6815096	0	17.22000114	0		
Statewide Totals	2010	Construction and I	Aggregate	Aggregate	Diesel	229.7171362	0	43.18245705	0		
Statewide Totals	2010	Construction and I	Aggregate	Aggregate	Diesel	620.3675052	0	385.0000447	0		
Statewide Totals	2010	Construction and I	Aggregate	Aggregate	Diesel	3839.28186	0	1174.701635	0		
Statewide Totals	2010	Construction and I	Aggregate	Aggregate	Diesel	89.49871299	0	11.24536393	0		
Statewide Totals	2010	Construction and I	Aggregate	Aggregate	Diesel	24435.26875	8497.2	3381.746307	314396.4	2.875685	0.078
Statewide Totals	2010	Construction and I	Aggregate	Aggregate	Diesel	31172.08354	0	4747.53629	0		
Statewide Totals	2010	Construction and I	Aggregate	Aggregate	Diesel	2526.434375	0	321.0088496	0		
Statewide Totals	2010	Construction and I	Aggregate	Aggregate	Diesel	3353.138269	0	528.6368783	0		
Statewide Totals	2010	Construction and I	Aggregate	Aggregate	Diesel	4102293.945	1449422.48	2593.248188	179716735.2	2.830296	0.023
Statewide Totals	2010	Construction and I	Aggregate	Aggregate	Diesel	24658843.92	3084981.265	2714.173762	1249033334	7.993191	0.020
Statewide Totals	2010	Construction and I	Aggregate	Aggregate	Diesel	5493577.639	1473919.308	3924.641698	254310968.8	3.72719	0.022
Statewide Totals	2010	Construction and I	Aggregate	Aggregate	Diesel	1291368.249	463109.4154	1392.921071	59912984.47	2.788473	0.022
Statewide Totals	2010	Construction and I	Aggregate	Aggregate	Diesel	751715.4495	309118.7976	789.2194441	40623033.19	2.431801	0.019
Statewide Totals	2010	Construction and I	Aggregate	Aggregate	Diesel	3351006.791	2100705.019	7261.226522	168953831.3	1.595182	0.020
Statewide Totals	2010	Construction and I	Aggregate	Aggregate	Diesel	3636059.146	1736253.097	7315.141782	174497467.1	2.094199	0.021
Statewide Totals	2010	Construction and I	Aggregate	Aggregate	Diesel	2148158.44	418894.818	646.74996	104842903.3	5.128157	0.020
Statewide Totals	2010	Construction and I	Aggregate	Aggregate	Diesel	29598027.31	7823431.883	9480.882932	1580222847	3.783254	0.019
Statewide Totals	2010	Construction and I	Aggregate	Aggregate	Diesel	19251669.56	2099067.183	5326.812002	770815626.9	9.171536	0.025
Statewide Totals	2010	Construction and I	Aggregate	Aggregate	Diesel	3528745.153	2778036.887	9486.007733	182061424.7	1.27023	0.019
Statewide Totals	2010	Construction and I	Aggregate	Aggregate	Diesel	404516.55	98537.90495	435.6081347	25892832.74	4.105187	0.016
Statewide Totals	2010	Construction and I	Aggregate	Aggregate	Diesel	27116519.53	14399691.08	28611.89372	1415587873	1.883132	0.019
Statewide Totals	2010	Construction and I	Aggregate	Aggregate	Diesel	1112981.96	524356.1623	1718.858452	41301637.41	2.122569	0.027
Statewide Totals	2010	Industrial - Aerial I	Aggregate	Aggregate	Diesel	1711917.896	1647751.687	6447.154544	103610680	1.038942	0.017
Statewide Totals	2010	Industrial - Forklift	Aggregate	Aggregate	Diesel	7207865.104	7711465.116	12094.45134	690022839.3	0.934695	0.010
Statewide Totals	2010	Industrial - Misc - A	Aggregate	Aggregate	Diesel	2999.067039	0	1211.994388	0		
Statewide Totals	2010	Industrial - Misc - C	Aggregate	Aggregate	Diesel	2465.722258	0	298.417387	0		
Statewide Totals	2010	Industrial - Misc - S	Aggregate	Aggregate	Diesel	806.3751166	0	149.8738626	0		
Statewide Totals	2010	Industrial - Other (	Aggregate	Aggregate	Diesel	3481192.037	2175318.567	3078.962447	191716394	1.600314	0.018

										Fuel Consumption Estimate	
Region	Calendar Year	Vehicle Category	Model Year	Horsepower Bin	Fuel	Fuel Consumption	Total_Activity_hpy	Total_Population	Horsepower_Hours_hhpy	gallons per hour	gallons per hp-hr
Statewide Totals	2010	Industrial - Other I	Aggregate	Aggregate	Diesel	2041031.471	594578.3323	926.150263	99495939.4	3.432738	0.021
Statewide Totals	2010	Light Commercial	Aggregate	Aggregate	Diesel	946323.9911	835667.5	1194.501471	30919697.5	1.132417	0.031
Statewide Totals	2010	Light Commercial	Aggregate	Aggregate	Diesel	4355865.364	1682259.45	14675.93677	55514561.85	2.589295	0.078
Statewide Totals	2010	Light Commercial	Aggregate	Aggregate	Diesel	21918.6219	16910.45	436.9148087	642597.1	1.296158	0.034
Statewide Totals	2010	Light Commercial	Aggregate	Aggregate	Diesel	2411920.317	878091.45	7641.705623	32489383.65	2.746776	0.074
Statewide Totals	2010	Light Commercial	Aggregate	Aggregate	Diesel	4883292.282	3295431.7	8705.114257	151589858.2	1.481837	0.032
Statewide Totals	2011	Construction and I	Aggregate	Aggregate	Diesel	1935454.289	337618.8105	1094.730025	74606951.73	5.732661	0.026
Statewide Totals	2011	Construction and I	Aggregate	Aggregate	Diesel	4582361.061	1330266.362	3293.401256	307570362.6	3.444694	0.015
Statewide Totals	2011	Construction and I	Aggregate	Aggregate	Diesel	11342841.04	2402871.046	6066.398511	511316263	4.720537	0.022
Statewide Totals	2011	Construction and I	Aggregate	Aggregate	Diesel	20382861.98	6507959.742	11790.81375	1025333972	3.13199	0.020
Statewide Totals	2011	Construction and I	Aggregate	Aggregate	Diesel	7706073.859	1922499.441	3811.761688	364326522	4.008362	0.021
Statewide Totals	2011	Construction and I	Aggregate	Aggregate	Diesel	622.5619646	0	101.3023856	0		
Statewide Totals	2011	Construction and I	Aggregate	Aggregate	Diesel	930.2877705	0	675.9399761	0		
Statewide Totals	2011	Construction and I	Aggregate	Aggregate	Diesel	34336.41589	24257.9	62.20866241	800510.7	1.415474	0.043
Statewide Totals	2011	Construction and I	Aggregate	Aggregate	Diesel	75.16793355	0	28.38416487	0		
Statewide Totals	2011	Construction and I	Aggregate	Aggregate	Diesel	504.1854696	0	44.81000057	0		
Statewide Totals	2011	Construction and I	Aggregate	Aggregate	Diesel	1843.419925	0	423.2706782	0		
Statewide Totals	2011	Construction and I	Aggregate	Aggregate	Diesel	145.0560016	0	17.59000023	0		
Statewide Totals	2011	Construction and I	Aggregate	Aggregate	Diesel	226.9558526	0	43.89467145	0		
Statewide Totals	2011	Construction and I	Aggregate	Aggregate	Diesel	629.6165092	0	391.2399894	0		
Statewide Totals	2011	Construction and I	Aggregate	Aggregate	Diesel	3906.381122	0	1196.555084	0		
Statewide Totals	2011	Construction and I	Aggregate	Aggregate	Diesel	92.66474124	0	11.65694458	0		
Statewide Totals	2011	Construction and I	Aggregate	Aggregate	Diesel	24823.72026	8643.2	3437.166463	319798.4	2.872052	0.078
Statewide Totals	2011	Construction and I	Aggregate	Aggregate	Diesel	30493.0203	0	4810.121623	0		
Statewide Totals	2011	Construction and I	Aggregate	Aggregate	Diesel	2499.388983	0	326.4203852	0		
Statewide Totals	2011	Construction and I	Aggregate	Aggregate	Diesel	3420.38571	0	538.3533258	0		
Statewide Totals	2011	Construction and I	Aggregate	Aggregate	Diesel	4316748.382	1525584.112	2684.142418	189148187.6	2.829571	0.023
Statewide Totals	2011	Construction and I	Aggregate	Aggregate	Diesel	25944400.58	3247068.612	2809.306474	1314438620	7.990099	0.020
Statewide Totals	2011	Construction and I	Aggregate	Aggregate	Diesel	5782490.63	1551335.983	4062.201722	267775290.2	3.727426	0.022
Statewide Totals	2011	Construction and I	Aggregate	Aggregate	Diesel	1359142.109	487480.0133	1441.743427	63043378.89	2.788098	0.022
Statewide Totals	2011	Construction and I	Aggregate	Aggregate	Diesel	791249.4182	325385.3923	816.8818535	42768638.5	2.43173	0.019
Statewide Totals	2011	Construction and I	Aggregate	Aggregate	Diesel	3525628.552	2211033.179	7515.734977	177745401.8	1.594562	0.020
Statewide Totals	2011	Construction and I	Aggregate	Aggregate	Diesel	3826005.439	1828230.382	7571.539985	183672915	2.092737	0.021
Statewide Totals	2011	Construction and I	Aggregate	Aggregate	Diesel	2261853.224	440910.5795	669.4187656	110326617.4	5.129959	0.021
Statewide Totals	2011	Construction and I	Aggregate	Aggregate	Diesel	31140714.48	8234491.928	9813.191097	1663139675	3.781741	0.019
Statewide Totals	2011	Construction and I	Aggregate	Aggregate	Diesel	20263937.01	2209225.516	5513.518571	811318327.2	9.172417	0.025
Statewide Totals	2011	Construction and I	Aggregate	Aggregate	Diesel	3712337.604	2923875.423	9818.495525	191545796.1	1.269663	0.019
Statewide Totals	2011	Construction and I	Aggregate	Aggregate	Diesel	425418.6002	103728.2386	450.8763477	27240318.75	4.10128	0.016
Statewide Totals	2011	Construction and I	Aggregate	Aggregate	Diesel	28509222.3	15156396.69	29614.7503	1487931745	1.881003	0.019
Statewide Totals	2011	Construction and I	Aggregate	Aggregate	Diesel	1171791.47	551918.9444	1779.105024	43471340.39	2.123122	0.027
Statewide Totals	2011	Industrial - Aerial I	Aggregate	Aggregate	Diesel	1801877.823	1734339.731	6673.129499	109050273.3	1.038942	0.017
Statewide Totals	2011	Industrial - Forklift	Aggregate	Aggregate	Diesel	7586632.695	8116696.488	12518.36596	726251053.2	0.934695	0.010
Statewide Totals	2011	Industrial - Misc -	Aggregate	Aggregate	Diesel	2941.387873	0	1226.879339	0		

										Fuel Consumption Estimate	
Region	Calendar Year	Vehicle Category	Model Year	Horsepower Bin	Fuel	Fuel Consumption	Total_Activity_hpy	Total_Population	Horsepower_Hours_hhpy	gallons per hour	gallons per hp-hr
Statewide Totals	2011	Industrial - Misc - (	Aggregate	Aggregate	Diesel	2416.513865	0	293.286565	0		
Statewide Totals	2011	Industrial - Misc - S	Aggregate	Aggregate	Diesel	775.3881564	0	144.0751572	0		
Statewide Totals	2011	Industrial - Other (	Aggregate	Aggregate	Diesel	3664125.916	2289629.831	3186.881126	201767674.6	1.600314	0.018
Statewide Totals	2011	Industrial - Other I	Aggregate	Aggregate	Diesel	2148286.055	625822.9518	958.6121441	104730287	3.432738	0.021
Statewide Totals	2011	Light Commercial	Aggregate	Aggregate	Diesel	951051.803	841408.95	1202.571259	31132131.15	1.130309	0.031
Statewide Totals	2011	Light Commercial	Aggregate	Aggregate	Diesel	4380942.883	1693735.05	14775.24935	55893256.65	2.586557	0.078
Statewide Totals	2011	Light Commercial	Aggregate	Aggregate	Diesel	22091.27294	17049.15	439.9446507	647867.7	1.29574	0.034
Statewide Totals	2011	Light Commercial	Aggregate	Aggregate	Diesel	2425505.059	884092.05	7693.381471	32711405.85	2.743498	0.074
Statewide Totals	2011	Light Commercial	Aggregate	Aggregate	Diesel	4909077.646	3317791.6	8764.111695	152618413.6	1.479622	0.032
Statewide Totals	2012	Construction and I	Aggregate	Aggregate	Diesel	2031876.497	354460.0829	1130.992419	78361007.13	5.732314	0.026
Statewide Totals	2012	Construction and I	Aggregate	Aggregate	Diesel	4810552.454	1396693.846	3402.493553	322847835.4	3.444243	0.015
Statewide Totals	2012	Construction and I	Aggregate	Aggregate	Diesel	11908662.19	2522777.962	6267.344979	536709918	4.720456	0.022
Statewide Totals	2012	Construction and I	Aggregate	Aggregate	Diesel	21401545.97	6832931.988	12181.37866	1076487406	3.132118	0.020
Statewide Totals	2012	Construction and I	Aggregate	Aggregate	Diesel	8090893.479	2018403.237	3938.02442	382500929.4	4.008561	0.021
Statewide Totals	2012	Construction and I	Aggregate	Aggregate	Diesel	638.8617751	0	104.1383145	0		
Statewide Totals	2012	Construction and I	Aggregate	Aggregate	Diesel	928.8878283	0	686.9000044	0		
Statewide Totals	2012	Construction and I	Aggregate	Aggregate	Diesel	34852.00129	24688.6	63.0963216	814723.8	1.411664	0.043
Statewide Totals	2012	Construction and I	Aggregate	Aggregate	Diesel	74.5302061	0	28.86868351	0		
Statewide Totals	2012	Construction and I	Aggregate	Aggregate	Diesel	511.7438292	0	45.4900017	0		
Statewide Totals	2012	Construction and I	Aggregate	Aggregate	Diesel	1874.720356	0	430.5414164	0		
Statewide Totals	2012	Construction and I	Aggregate	Aggregate	Diesel	143.8400898	0	17.86000067	0		
Statewide Totals	2012	Construction and I	Aggregate	Aggregate	Diesel	230.4559611	0	44.66655822	0		
Statewide Totals	2012	Construction and I	Aggregate	Aggregate	Diesel	639.8098089	0	397.7100332	0		
Statewide Totals	2012	Construction and I	Aggregate	Aggregate	Diesel	3976.29825	0	1217.819625	0		
Statewide Totals	2012	Construction and I	Aggregate	Aggregate	Diesel	93.96268409	0	11.82772467	0		
Statewide Totals	2012	Construction and I	Aggregate	Aggregate	Diesel	25194.10904	8822.05	3492.681887	326415.85	2.855811	0.077
Statewide Totals	2012	Construction and I	Aggregate	Aggregate	Diesel	29861.71846	0	4868.259266	0		
Statewide Totals	2012	Construction and I	Aggregate	Aggregate	Diesel	2488.375401	0	331.8262032	0		
Statewide Totals	2012	Construction and I	Aggregate	Aggregate	Diesel	3475.768417	0	546.4068046	0		
Statewide Totals	2012	Construction and I	Aggregate	Aggregate	Diesel	4532673.688	1601808.375	2773.053316	198608658.7	2.829723	0.023
Statewide Totals	2012	Construction and I	Aggregate	Aggregate	Diesel	27237722.24	3409140.868	2902.36337	1380314570	7.989615	0.020
Statewide Totals	2012	Construction and I	Aggregate	Aggregate	Diesel	6070922.392	1628798.752	4196.760157	281129490.3	3.727239	0.022
Statewide Totals	2012	Construction and I	Aggregate	Aggregate	Diesel	1427016.257	511776.9435	1489.500469	66185033.88	2.788356	0.022
Statewide Totals	2012	Construction and I	Aggregate	Aggregate	Diesel	830689.9266	341628.2059	843.9406633	44902403.12	2.431561	0.018
Statewide Totals	2012	Construction and I	Aggregate	Aggregate	Diesel	3701218.187	2321404.122	7764.690003	186598138.7	1.594388	0.020
Statewide Totals	2012	Construction and I	Aggregate	Aggregate	Diesel	4016358.039	1919180.187	7822.343524	192770097.4	2.092747	0.021
Statewide Totals	2012	Construction and I	Aggregate	Aggregate	Diesel	2374482.306	462911.1194	691.5929331	115783294.3	5.129456	0.021
Statewide Totals	2012	Construction and I	Aggregate	Aggregate	Diesel	32690892.76	8645708.429	10138.24823	1746150352	3.78117	0.019
Statewide Totals	2012	Construction and I	Aggregate	Aggregate	Diesel	21276996.77	2319659.799	5696.151163	852011139.1	9.172464	0.025
Statewide Totals	2012	Construction and I	Aggregate	Aggregate	Diesel	3896018.901	3070054.935	10143.72836	201073338.1	1.269039	0.019
Statewide Totals	2012	Construction and I	Aggregate	Aggregate	Diesel	446309.831	108905.8673	465.811405	28578471.56	4.098125	0.016
Statewide Totals	2012	Construction and I	Aggregate	Aggregate	Diesel	29926865.14	15913078.07	30595.72435	1561759642	1.880646	0.019
Statewide Totals	2012	Construction and I	Aggregate	Aggregate	Diesel	1230378.781	579475.1002	1838.037003	45643630.57	2.123264	0.027

										Fuel Consumption Estimate	
Region	Calendar Year	Vehicle Category	Model Year	Horsepower Bin	Fuel	Fuel Consumption	Total_Activity_hpy	Total_Population	Horsepower_Hours_hhpy	gallons per hour	gallons per hp-hr
Statewide Totals	2012	Industrial - Aerial l	Aggregate	Aggregate	Diesel	1891837.75	1820927.774	6894.173633	114491369.4	1.038942	0.017
Statewide Totals	2012	Industrial - Forklift	Aggregate	Aggregate	Diesel	7965400.286	8521927.86	12933.03068	762518330	0.934695	0.010
Statewide Totals	2012	Industrial - Misc -	Aggregate	Aggregate	Diesel	2888.217183	0	1240.168097	0		
Statewide Totals	2012	Industrial - Misc -	Aggregate	Aggregate	Diesel	2371.472735	0	288.6230278	0		
Statewide Totals	2012	Industrial - Misc -	Aggregate	Aggregate	Diesel	738.4164423	0	137.2824835	0		
Statewide Totals	2012	Industrial - Other (	Aggregate	Aggregate	Diesel	3847059.794	2403941.095	3292.444996	211846580.2	1.600314	0.018
Statewide Totals	2012	Industrial - Other l	Aggregate	Aggregate	Diesel	2255540.639	657067.5712	990.3657001	109926359.9	3.432738	0.021
Statewide Totals	2012	Light Commercial	Aggregate	Aggregate	Diesel	952734.0322	844573.5	1207.021171	31249219.5	1.128065	0.030
Statewide Totals	2012	Light Commercial	Aggregate	Aggregate	Diesel	4392478.098	1700060.5	14830.99557	56101996.5	2.583719	0.078
Statewide Totals	2012	Light Commercial	Aggregate	Aggregate	Diesel	22167.17175	17118.5	441.9443201	650503	1.294925	0.034
Statewide Totals	2012	Light Commercial	Aggregate	Aggregate	Diesel	2431625.302	887468.3	7722.519096	32836327.1	2.739957	0.074
Statewide Totals	2012	Light Commercial	Aggregate	Aggregate	Diesel	4919263.877	3330260	8797.450324	153191960	1.477141	0.032
Statewide Totals	2013	Construction and l	Aggregate	Aggregate	Diesel	2127440.256	371297.79	1166.496658	82146332.81	5.729741	0.026
Statewide Totals	2013	Construction and l	Aggregate	Aggregate	Diesel	5039357.465	1463115.729	3509.305005	338204921	3.444264	0.015
Statewide Totals	2013	Construction and l	Aggregate	Aggregate	Diesel	12474009.94	2642813.008	6464.090163	562074596.5	4.719974	0.022
Statewide Totals	2013	Construction and l	Aggregate	Aggregate	Diesel	22424057.76	7157800.195	12563.77784	1128499317	3.132814	0.020
Statewide Totals	2013	Construction and l	Aggregate	Aggregate	Diesel	8473116.232	2114381.556	4061.647316	400498383.1	4.007373	0.021
Statewide Totals	2013	Construction and l	Aggregate	Aggregate	Diesel	651.4801192	0	106.3006178	0		
Statewide Totals	2013	Construction and l	Aggregate	Aggregate	Diesel	930.1417682	0	697.689984	0		
Statewide Totals	2013	Construction and l	Aggregate	Aggregate	Diesel	35360.14575	25028.05	63.9634897	825925.65	1.412821	0.043
Statewide Totals	2013	Construction and l	Aggregate	Aggregate	Diesel	74.20571728	0	29.28052066	0		
Statewide Totals	2013	Construction and l	Aggregate	Aggregate	Diesel	520.293475	0	46.24999833	0		
Statewide Totals	2013	Construction and l	Aggregate	Aggregate	Diesel	1907.216406	0	438.062079	0		
Statewide Totals	2013	Construction and l	Aggregate	Aggregate	Diesel	142.8025185	0	18.11999934	0		
Statewide Totals	2013	Construction and l	Aggregate	Aggregate	Diesel	233.7240904	0	45.38096725	0		
Statewide Totals	2013	Construction and l	Aggregate	Aggregate	Diesel	649.783877	0	403.9099802	0		
Statewide Totals	2013	Construction and l	Aggregate	Aggregate	Diesel	4041.016379	0	1237.42359	0		
Statewide Totals	2013	Construction and l	Aggregate	Aggregate	Diesel	93.85947594	0	11.81857319	0		
Statewide Totals	2013	Construction and l	Aggregate	Aggregate	Diesel	25575.40313	8953.45	3548.141732	331277.65	2.856486	0.077
Statewide Totals	2013	Construction and l	Aggregate	Aggregate	Diesel	29698.39398	0	4925.932254	0		
Statewide Totals	2013	Construction and l	Aggregate	Aggregate	Diesel	2498.185443	0	337.2969624	0		
Statewide Totals	2013	Construction and l	Aggregate	Aggregate	Diesel	3518.862827	0	553.0828881	0		
Statewide Totals	2013	Construction and l	Aggregate	Aggregate	Diesel	4748984.782	1677950.513	2860.105311	208145939.6	2.830229	0.023
Statewide Totals	2013	Construction and l	Aggregate	Aggregate	Diesel	28535424.68	3571370.013	2993.47468	1446254304	7.99005	0.020
Statewide Totals	2013	Construction and l	Aggregate	Aggregate	Diesel	6356813.367	1706304.051	4328.505314	294421080.2	3.725487	0.022
Statewide Totals	2013	Construction and l	Aggregate	Aggregate	Diesel	1495391.621	536149.589	1536.259032	69393567.83	2.789131	0.022
Statewide Totals	2013	Construction and l	Aggregate	Aggregate	Diesel	869514.421	357818.6147	870.4337415	47031018.37	2.430042	0.018
Statewide Totals	2013	Construction and l	Aggregate	Aggregate	Diesel	3877168.165	2431724.631	8008.440006	195487853.3	1.594411	0.020
Statewide Totals	2013	Construction and l	Aggregate	Aggregate	Diesel	4206579.069	2010708.24	8067.903393	201898897.8	2.092088	0.021
Statewide Totals	2013	Construction and l	Aggregate	Aggregate	Diesel	2487120.642	484931.426	713.3034946	121348158.8	5.128809	0.020
Statewide Totals	2013	Construction and l	Aggregate	Aggregate	Diesel	34241352.76	9056777.292	10456.50923	1829353387	3.780744	0.019
Statewide Totals	2013	Construction and l	Aggregate	Aggregate	Diesel	22289084.68	2429948.974	5874.965367	892518853.4	9.172655	0.025
Statewide Totals	2013	Construction and l	Aggregate	Aggregate	Diesel	4079270.105	3216091.704	10462.1614	210561390.1	1.268394	0.019

										Fuel Consumption Estimate	
Region	Calendar Year	Vehicle Category	Model Year	Horsepower Bin	Fuel	Fuel Consumption	Total_Activity_hpy	Total_Population	Horsepower_Hours_hhpy	gallons per hour	gallons per hp-hr
Statewide Totals	2013	Construction and I	Aggregate	Aggregate	Diesel	467426.2401	114083.3941	480.434208	29932936.42	4.097233	0.016
Statewide Totals	2013	Construction and I	Aggregate	Aggregate	Diesel	31333045.29	16669619.64	31556.18869	1635640777	1.87965	0.019
Statewide Totals	2013	Construction and I	Aggregate	Aggregate	Diesel	1288469.423	607019.6629	1895.736863	47827816.64	2.122616	0.027
Statewide Totals	2013	Industrial - Aerial I	Aggregate	Aggregate	Diesel	1981797.677	1907515.818	7110.596291	119934146.1	1.038942	0.017
Statewide Totals	2013	Industrial - Forklift	Aggregate	Aggregate	Diesel	8344167.876	8927159.231	13339.0258	798756206	0.934695	0.010
Statewide Totals	2013	Industrial - Misc - A	Aggregate	Aggregate	Diesel	2871.356859	0	1253.77034	0		
Statewide Totals	2013	Industrial - Misc - (	Aggregate	Aggregate	Diesel	2338.906641	0	285.2352863	0		
Statewide Totals	2013	Industrial - Misc - S	Aggregate	Aggregate	Diesel	707.5454597	0	131.6924806	0		
Statewide Totals	2013	Industrial - Other (	Aggregate	Aggregate	Diesel	4029993.673	2518252.36	3395.801792	221950283.2	1.600314	0.018
Statewide Totals	2013	Industrial - Other I	Aggregate	Aggregate	Diesel	2362795.223	688312.1907	1021.455369	115165334.6	3.432738	0.021
Statewide Totals	2013	Light Commercial ·	Aggregate	Aggregate	Diesel	954283.4711	847676	1211.681002	31364012	1.125764	0.030
Statewide Totals	2013	Light Commercial ·	Aggregate	Aggregate	Diesel	4403728.993	1706469.9	14885.9014	56313506.7	2.580607	0.078
Statewide Totals	2013	Light Commercial ·	Aggregate	Aggregate	Diesel	22237.30891	17191.5	443.3942326	653277	1.293506	0.034
Statewide Totals	2013	Light Commercial ·	Aggregate	Aggregate	Diesel	2437450.78	890764.25	7750.886674	32958277.25	2.736359	0.074
Statewide Totals	2013	Light Commercial ·	Aggregate	Aggregate	Diesel	4928772.88	3342633.5	8829.858669	153761141	1.474518	0.032
Statewide Totals	2014	Construction and I	Aggregate	Aggregate	Diesel	2223263.836	388144.169	1201.288395	85848786.69	5.727933	0.026
Statewide Totals	2014	Construction and I	Aggregate	Aggregate	Diesel	5267986.841	1529535.371	3613.972958	353613155.7	3.444175	0.015
Statewide Totals	2014	Construction and I	Aggregate	Aggregate	Diesel	13036281.18	2762781.005	6656.887051	587555624	4.718536	0.022
Statewide Totals	2014	Construction and I	Aggregate	Aggregate	Diesel	23445008.76	7482782.337	12938.50301	1180298027	3.133194	0.020
Statewide Totals	2014	Construction and I	Aggregate	Aggregate	Diesel	8854545.915	2210457.071	4182.789339	418560686.5	4.005753	0.021
Statewide Totals	2014	Construction and I	Aggregate	Aggregate	Diesel	660.0087359	0	107.7007661	0		
Statewide Totals	2014	Construction and I	Aggregate	Aggregate	Diesel	938.4163207	0	708.6299625	0		
Statewide Totals	2014	Construction and I	Aggregate	Aggregate	Diesel	35839.42333	25480.65	64.93930961	840861.45	1.406535	0.043
Statewide Totals	2014	Construction and I	Aggregate	Aggregate	Diesel	74.58625082	0	29.7736769	0		
Statewide Totals	2014	Construction and I	Aggregate	Aggregate	Diesel	528.730661	0	46.99999658	0		
Statewide Totals	2014	Construction and I	Aggregate	Aggregate	Diesel	1939.678207	0	445.5592351	0		
Statewide Totals	2014	Construction and I	Aggregate	Aggregate	Diesel	142.0547847	0	18.36999866	0		
Statewide Totals	2014	Construction and I	Aggregate	Aggregate	Diesel	237.2023659	0	46.12701227	0		
Statewide Totals	2014	Construction and I	Aggregate	Aggregate	Diesel	659.9510185	0	410.2299485	0		
Statewide Totals	2014	Construction and I	Aggregate	Aggregate	Diesel	4101.344412	0	1255.586725	0		
Statewide Totals	2014	Construction and I	Aggregate	Aggregate	Diesel	92.8792229	0	11.69564878	0		
Statewide Totals	2014	Construction and I	Aggregate	Aggregate	Diesel	25927.4803	9110.4	3603.655666	337084.8	2.845921	0.077
Statewide Totals	2014	Construction and I	Aggregate	Aggregate	Diesel	29700.52153	0	4987.751657	0		
Statewide Totals	2014	Construction and I	Aggregate	Aggregate	Diesel	2521.768609	0	342.7836826	0		
Statewide Totals	2014	Construction and I	Aggregate	Aggregate	Diesel	3550.768144	0	557.4701047	0		
Statewide Totals	2014	Construction and I	Aggregate	Aggregate	Diesel	4963686.353	1754142.991	2945.41034	217640206.9	2.829693	0.023
Statewide Totals	2014	Construction and I	Aggregate	Aggregate	Diesel	29775675.07	3733437.022	3082.757563	1509870610	7.975406	0.020
Statewide Totals	2014	Construction and I	Aggregate	Aggregate	Diesel	6638406.143	1783747.326	4457.6066	307569757.3	3.721607	0.022
Statewide Totals	2014	Construction and I	Aggregate	Aggregate	Diesel	1563249.866	560475.8997	1582.079241	72572099.96	2.789147	0.022
Statewide Totals	2014	Construction and I	Aggregate	Aggregate	Diesel	908977.7103	374075.988	896.3951548	49172887.02	2.429928	0.018
Statewide Totals	2014	Construction and I	Aggregate	Aggregate	Diesel	4052285.696	2542170.732	8247.298419	204341307.1	1.594026	0.020
Statewide Totals	2014	Construction and I	Aggregate	Aggregate	Diesel	4397268.55	2101628.154	8308.535351	211007301.8	2.092315	0.021
Statewide Totals	2014	Construction and I	Aggregate	Aggregate	Diesel	2598037.351	506943.9635	734.5783671	126785722.3	5.1249	0.020

										Fuel Consumption Estimate		
Region	Calendar Year	Vehicle Category	Model Year	Horsepower Bin	Fuel	Fuel Consumption	Total_Activity_hpy	Total_Population	Horsepower_Hours_hhpy	gallons per hour	gallons per hp-hr
Statewide Totals	2014	Construction and I	Aggregate	Aggregate	Diesel	35761777.21	9467827.819	10768.38335	1911868373	3.777189	0.019
Statewide Totals	2014	Construction and I	Aggregate	Aggregate	Diesel	23295728.49	2540228.075	6050.191116	933073821	9.170723	0.025
Statewide Totals	2014	Construction and I	Aggregate	Aggregate	Diesel	4264770.007	3362019.272	10774.2041	220143407	1.268514	0.019
Statewide Totals	2014	Construction and I	Aggregate	Aggregate	Diesel	488809.0308	119254.9528	494.7635595	31299738.91	4.098857	0.016
Statewide Totals	2014	Construction and I	Aggregate	Aggregate	Diesel	32708313.64	17426398.1	32497.37838	1708530359	1.876941	0.019
Statewide Totals	2014	Construction and I	Aggregate	Aggregate	Diesel	1345685.976	634570.0821	1952.278798	49976773.23	2.120626	0.027
Statewide Totals	2014	Industrial - Aerial I	Aggregate	Aggregate	Diesel	2071757.603	1994103.861	7322.675764	125378737.6	1.038942	0.017
Statewide Totals	2014	Industrial - Forklift	Aggregate	Aggregate	Diesel	8722935.467	9332390.603	13736.87339	834979179.4	0.934695	0.010
Statewide Totals	2014	Industrial - Misc - A	Aggregate	Aggregate	Diesel	2863.829375	0	1266.088416	0		
Statewide Totals	2014	Industrial - Misc - I	Aggregate	Aggregate	Diesel	2313.756325	0	282.5373079	0		
Statewide Totals	2014	Industrial - Misc - S	Aggregate	Aggregate	Diesel	678.8394122	0	126.4331287	0		
Statewide Totals	2014	Industrial - Other (	Aggregate	Aggregate	Diesel	4212927.552	2632563.624	3497.084417	232036325.8	1.600314	0.018
Statewide Totals	2014	Industrial - Other I	Aggregate	Aggregate	Diesel	2470049.807	719556.8102	1051.921129	120385894.9	3.432738	0.021
Statewide Totals	2014	Light Commercial	Aggregate	Aggregate	Diesel	955824.8408	850760.25	1216.510904	31478129.25	1.123495	0.030
Statewide Totals	2014	Light Commercial	Aggregate	Aggregate	Diesel	4415154.938	1712802.65	14941.0276	56522487.45	2.577737	0.078
Statewide Totals	2014	Light Commercial	Aggregate	Aggregate	Diesel	22300.89715	17271.8	445.2541479	656328.4	1.291174	0.034
Statewide Totals	2014	Light Commercial	Aggregate	Aggregate	Diesel	2443295.288	894063.85	7779.754473	33080362.45	2.732797	0.074
Statewide Totals	2014	Light Commercial	Aggregate	Aggregate	Diesel	4938138.472	3355101.9	8862.487328	154334687.4	1.47183	0.032
Statewide Totals	2015	Construction and I	Aggregate	Aggregate	Diesel	2318400.073	404993.4221	1235.408879	89523084.35	5.724538	0.026
Statewide Totals	2015	Construction and I	Aggregate	Aggregate	Diesel	5496218.751	1595983.757	3716.621503	368951154	3.443781	0.015
Statewide Totals	2015	Construction and I	Aggregate	Aggregate	Diesel	13604717.29	2882725.369	6845.964218	613165109.2	4.719394	0.022
Statewide Totals	2015	Construction and I	Aggregate	Aggregate	Diesel	24461348.25	7807547.248	13305.99843	1231477163	3.133039	0.020
Statewide Totals	2015	Construction and I	Aggregate	Aggregate	Diesel	9238228.06	2306398.243	4301.594113	436630310.9	4.005478	0.021
Statewide Totals	2015	Construction and I	Aggregate	Aggregate	Diesel	665.8325869	0	108.6187065	0		
Statewide Totals	2015	Construction and I	Aggregate	Aggregate	Diesel	948.3324782	0	719.5699786	0		
Statewide Totals	2015	Construction and I	Aggregate	Aggregate	Diesel	36384.80318	25845.65	65.87926093	852906.45	1.407773	0.043
Statewide Totals	2015	Construction and I	Aggregate	Aggregate	Diesel	75.28737561	0	30.28190612	0		
Statewide Totals	2015	Construction and I	Aggregate	Aggregate	Diesel	537.0554046	0	47.74000133	0		
Statewide Totals	2015	Construction and I	Aggregate	Aggregate	Diesel	1972.615056	0	453.1446484	0		
Statewide Totals	2015	Construction and I	Aggregate	Aggregate	Diesel	142.2488982	0	18.65000053	0		
Statewide Totals	2015	Construction and I	Aggregate	Aggregate	Diesel	240.8617487	0	46.89378996	0		
Statewide Totals	2015	Construction and I	Aggregate	Aggregate	Diesel	670.0700214	0	416.5199829	0		
Statewide Totals	2015	Construction and I	Aggregate	Aggregate	Diesel	4158.728435	0	1272.879023	0		
Statewide Totals	2015	Construction and I	Aggregate	Aggregate	Diesel	91.44704374	0	11.51530414	0		
Statewide Totals	2015	Construction and I	Aggregate	Aggregate	Diesel	26315.93149	9289.25	3659.115784	343702.25	2.832945	0.077
Statewide Totals	2015	Construction and I	Aggregate	Aggregate	Diesel	29735.64456	0	5049.494295	0		
Statewide Totals	2015	Construction and I	Aggregate	Aggregate	Diesel	2555.856769	0	348.2695995	0		
Statewide Totals	2015	Construction and I	Aggregate	Aggregate	Diesel	3573.945973	0	561.1790766	0		
Statewide Totals	2015	Construction and I	Aggregate	Aggregate	Diesel	5178739.276	1830278.69	3029.06954	227099183.5	2.829481	0.023
Statewide Totals	2015	Construction and I	Aggregate	Aggregate	Diesel	31053760.43	3895584.2	3170.317869	1575220182	7.971528	0.020
Statewide Totals	2015	Construction and I	Aggregate	Aggregate	Diesel	6924628.55	1861185.758	4584.217074	320811075.1	3.720547	0.022
Statewide Totals	2015	Construction and I	Aggregate	Aggregate	Diesel	1631226.308	584811.6067	1627.015419	75730059.86	2.789319	0.022
Statewide Totals	2015	Construction and I	Aggregate	Aggregate	Diesel	948647.5537	390313.9527	921.8556824	51323689.17	2.430473	0.018

										Fuel Consumption Estimate	
Region	Calendar Year	Vehicle Category	Model Year	Horsepower Bin	Fuel	Fuel Consumption	Total_Activity_hpy	Total_Population	Horsepower_Hours_hhpy	gallons per hour	gallons per hp-hr
Statewide Totals	2015	Construction and I	Aggregate	Aggregate	Diesel	4228568.6	2652518.296	8481.548423	213219213.1	1.594171	0.020
Statewide Totals	2015	Construction and I	Aggregate	Aggregate	Diesel	4588736.187	2192902.042	8544.524682	220193273.8	2.09254	0.021
Statewide Totals	2015	Construction and I	Aggregate	Aggregate	Diesel	2710928.06	528946.3553	755.4427735	132203642.6	5.125147	0.021
Statewide Totals	2015	Construction and I	Aggregate	Aggregate	Diesel	37292001.87	9879015.496	11074.24034	1994771110	3.77487	0.019
Statewide Totals	2015	Construction and I	Aggregate	Aggregate	Diesel	24301785.57	2650506.417	6222.036152	973576463.8	9.168733	0.025
Statewide Totals	2015	Construction and I	Aggregate	Aggregate	Diesel	4448614.808	3508046.815	11080.22642	229556972.2	1.268117	0.019
Statewide Totals	2015	Construction and I	Aggregate	Aggregate	Diesel	509938.5212	124452.8323	508.8164481	32660277.6	4.097444	0.016
Statewide Totals	2015	Construction and I	Aggregate	Aggregate	Diesel	34113528.72	18182953.68	33420.40925	1782054974	1.876127	0.019
Statewide Totals	2015	Construction and I	Aggregate	Aggregate	Diesel	1403797.579	662132.9214	2007.729843	52130262.95	2.120114	0.027
Statewide Totals	2015	Industrial - Aerial I	Aggregate	Aggregate	Diesel	2161717.53	2080691.905	7530.663488	130824855.2	1.038942	0.017
Statewide Totals	2015	Industrial - Forklift	Aggregate	Aggregate	Diesel	9101703.058	9737621.975	14127.04511	871198344.3	0.934695	0.010
Statewide Totals	2015	Industrial - Misc - A	Aggregate	Aggregate	Diesel	2856.829396	0	1276.876151	0		
Statewide Totals	2015	Industrial - Misc - (	Aggregate	Aggregate	Diesel	2294.129898	0	280.2502831	0		
Statewide Totals	2015	Industrial - Misc - S	Aggregate	Aggregate	Diesel	652.1937552	0	121.4719464	0		
Statewide Totals	2015	Industrial - Other (	Aggregate	Aggregate	Diesel	4395861.43	2746874.888	3596.412948	242134566.7	1.600314	0.018
Statewide Totals	2015	Industrial - Other I	Aggregate	Aggregate	Diesel	2577304.391	750801.4297	1081.799098	125579872.2	3.432738	0.021
Statewide Totals	2015	Light Commercial ·	Aggregate	Aggregate	Diesel	957438.0961	853884.65	1221.230864	31593732.05	1.121273	0.030
Statewide Totals	2015	Light Commercial ·	Aggregate	Aggregate	Diesel	4427069.315	1719098.9	14996.36361	56730263.7	2.575227	0.078
Statewide Totals	2015	Light Commercial ·	Aggregate	Aggregate	Diesel	22348.60611	17322.9	446.7040442	658270.2	1.290119	0.034
Statewide Totals	2015	Light Commercial ·	Aggregate	Aggregate	Diesel	2449449.471	897224.75	7808.172594	33197315.75	2.730029	0.074
Statewide Totals	2015	Light Commercial ·	Aggregate	Aggregate	Diesel	4948499.617	3367533.8	8895.355786	154906554.8	1.469473	0.032
Statewide Totals	2016	Construction and I	Aggregate	Aggregate	Diesel	2414870.855	421884.3856	1268.895524	93034870.97	5.724011	0.026
Statewide Totals	2016	Construction and I	Aggregate	Aggregate	Diesel	5725329.531	1662344.666	3817.363201	384392585	3.444129	0.015
Statewide Totals	2016	Construction and I	Aggregate	Aggregate	Diesel	14171282.45	3002717.662	7031.528999	638452186.9	4.719485	0.022
Statewide Totals	2016	Construction and I	Aggregate	Aggregate	Diesel	25470696.03	8132417.018	13666.66708	1282360052	3.131996	0.020
Statewide Totals	2016	Construction and I	Aggregate	Aggregate	Diesel	9615811.673	2402415.2	4418.191914	454480675.5	4.00256	0.021
Statewide Totals	2016	Construction and I	Aggregate	Aggregate	Diesel	670.7135852	0	109.3863017	0		
Statewide Totals	2016	Construction and I	Aggregate	Aggregate	Diesel	958.7627836	0	730.4900048	0		
Statewide Totals	2016	Construction and I	Aggregate	Aggregate	Diesel	36893.54921	26298.25	66.85122447	867842.25	1.40289	0.043
Statewide Totals	2016	Construction and I	Aggregate	Aggregate	Diesel	76.07573484	0	30.68512429	0		
Statewide Totals	2016	Construction and I	Aggregate	Aggregate	Diesel	544.8176343	0	48.43000269	0		
Statewide Totals	2016	Construction and I	Aggregate	Aggregate	Diesel	2005.348371	0	460.6681343	0		
Statewide Totals	2016	Construction and I	Aggregate	Aggregate	Diesel	143.1804715	0	18.93000106	0		
Statewide Totals	2016	Construction and I	Aggregate	Aggregate	Diesel	244.1744025	0	47.58472703	0		
Statewide Totals	2016	Construction and I	Aggregate	Aggregate	Diesel	680.398128	0	422.9399989	0		
Statewide Totals	2016	Construction and I	Aggregate	Aggregate	Diesel	4213.038163	0	1289.356508	0		
Statewide Totals	2016	Construction and I	Aggregate	Aggregate	Diesel	90.34102047	0	11.37603009	0		
Statewide Totals	2016	Construction and I	Aggregate	Aggregate	Diesel	26653.11863	9453.5	3714.489003	349779.5	2.819392	0.076
Statewide Totals	2016	Construction and I	Aggregate	Aggregate	Diesel	29771.6249	0	5105.187805	0		
Statewide Totals	2016	Construction and I	Aggregate	Aggregate	Diesel	2595.849496	0	353.9884883	0		
Statewide Totals	2016	Construction and I	Aggregate	Aggregate	Diesel	3586.476572	0	564.0997732	0		
Statewide Totals	2016	Construction and I	Aggregate	Aggregate	Diesel	5390729.54	1906441.687	3111.174647	236456279.3	2.827639	0.023
Statewide Totals	2016	Construction and I	Aggregate	Aggregate	Diesel	32313654.29	4057734.188	3256.251614	1639043921	7.963472	0.020

										Fuel Consumption Estimate		
Region	Calendar Year	Vehicle Category	Model Year	Horsepower Bin	Fuel	Fuel Consumption	Total_Activity_hpy	Total_Population	Horsepower_Hours_hhpy	gallons per hour	gallons per hp-hr
Statewide Totals	2016	Construction and I	Aggregate	Aggregate	Diesel	7212295.633	1938593.292	4708.475573	334187452.4	3.720376	0.022
Statewide Totals	2016	Construction and I	Aggregate	Aggregate	Diesel	1698849.974	609147.2059	1671.116841	78899000.75	2.788899	0.022
Statewide Totals	2016	Construction and I	Aggregate	Aggregate	Diesel	988143.3493	406575.7442	946.8432434	53448967.47	2.430404	0.018
Statewide Totals	2016	Construction and I	Aggregate	Aggregate	Diesel	4403996.479	2762866.809	8711.44689	222058124.6	1.593995	0.020
Statewide Totals	2016	Construction and I	Aggregate	Aggregate	Diesel	4781438.123	2284467.357	8776.130166	229477379.8	2.093021	0.021
Statewide Totals	2016	Construction and I	Aggregate	Aggregate	Diesel	2821917.389	550943.9397	775.9195929	137599209.5	5.121968	0.021
Statewide Totals	2016	Construction and I	Aggregate	Aggregate	Diesel	38827746.95	10290045.6	11374.41559	2079886854	3.773331	0.019
Statewide Totals	2016	Construction and I	Aggregate	Aggregate	Diesel	25299865.42	2760839.978	6390.688915	1013915149	9.163829	0.025
Statewide Totals	2016	Construction and I	Aggregate	Aggregate	Diesel	4632930.603	3654219.802	11380.56392	239140402	1.26783	0.019
Statewide Totals	2016	Construction and I	Aggregate	Aggregate	Diesel	531237.4485	129603.8869	522.6082837	33998364.77	4.098931	0.016
Statewide Totals	2016	Construction and I	Aggregate	Aggregate	Diesel	35487128.52	18939824.36	34326.29346	1854835700	1.873678	0.019
Statewide Totals	2016	Construction and I	Aggregate	Aggregate	Diesel	1462873.528	689649.1587	2062.150804	54295397.13	2.121185	0.027
Statewide Totals	2016	Industrial - Aerial I	Aggregate	Aggregate	Diesel	2251677.457	2167279.948	7734.787536	136269864.9	1.038942	0.017
Statewide Totals	2016	Industrial - Forklift	Aggregate	Aggregate	Diesel	9480470.649	10142853.35	14509.96883	907430618.6	0.934695	0.010
Statewide Totals	2016	Industrial - Misc - A	Aggregate	Aggregate	Diesel	2847.724953	0	1284.847681	0		
Statewide Totals	2016	Industrial - Misc - (	Aggregate	Aggregate	Diesel	2268.314491	0	277.2629388	0		
Statewide Totals	2016	Industrial - Misc - S	Aggregate	Aggregate	Diesel	627.3022438	0	116.8854356	0		
Statewide Totals	2016	Industrial - Other (	Aggregate	Aggregate	Diesel	4578795.309	2861186.152	3693.896306	252249873.1	1.600314	0.018
Statewide Totals	2016	Industrial - Other I	Aggregate	Aggregate	Diesel	2684558.975	782046.0491	1111.12204	130801687.5	3.432738	0.021
Statewide Totals	2016	Light Commercial ·	Aggregate	Aggregate	Diesel	956610.1239	854767.95	1222.140856	31626414.15	1.119146	0.030
Statewide Totals	2016	Light Commercial ·	Aggregate	Aggregate	Diesel	4427646.768	1720708.55	15010.89238	56783382.15	2.573153	0.078
Statewide Totals	2016	Light Commercial ·	Aggregate	Aggregate	Diesel	22412.31905	17315.6	447.1037963	657992.8	1.294343	0.034
Statewide Totals	2016	Light Commercial ·	Aggregate	Aggregate	Diesel	2449496.89	898115.35	7815.971789	33230267.95	2.727374	0.074
Statewide Totals	2016	Light Commercial ·	Aggregate	Aggregate	Diesel	4945785.934	3370639.95	8903.495469	155049437.7	1.467314	0.032
Statewide Totals	2017	Construction and I	Aggregate	Aggregate	Diesel	2511664.306	438711.3472	1301.782395	96827132.36	5.725095	0.026
Statewide Totals	2017	Construction and I	Aggregate	Aggregate	Diesel	5955444.131	1728749.627	3916.300528	399865904.1	3.444943	0.015
Statewide Totals	2017	Construction and I	Aggregate	Aggregate	Diesel	14737762.2	3122697.806	7213.770157	663916893	4.719561	0.022
Statewide Totals	2017	Construction and I	Aggregate	Aggregate	Diesel	26492900.42	8457336.695	14020.87585	1333669139	3.132535	0.020
Statewide Totals	2017	Construction and I	Aggregate	Aggregate	Diesel	9993036.796	2498391.68	4532.701348	472307398.4	3.999788	0.021
Statewide Totals	2017	Construction and I	Aggregate	Aggregate	Diesel	674.7499527	0	110.0305093	0		
Statewide Totals	2017	Construction and I	Aggregate	Aggregate	Diesel	970.2950927	0	741.5800838	0		
Statewide Totals	2017	Construction and I	Aggregate	Aggregate	Diesel	37354.95898	26637.7	67.89697567	879044.1	1.402334	0.042
Statewide Totals	2017	Construction and I	Aggregate	Aggregate	Diesel	77.36287709	0	31.23784401	0		
Statewide Totals	2017	Construction and I	Aggregate	Aggregate	Diesel	552.6923534	0	49.13000319	0		
Statewide Totals	2017	Construction and I	Aggregate	Aggregate	Diesel	2037.335516	0	468.0150983	0		
Statewide Totals	2017	Construction and I	Aggregate	Aggregate	Diesel	145.0944415	0	19.26000125	0		
Statewide Totals	2017	Construction and I	Aggregate	Aggregate	Diesel	247.1423134	0	48.16311332	0		
Statewide Totals	2017	Construction and I	Aggregate	Aggregate	Diesel	690.2436025	0	429.0600098	0		
Statewide Totals	2017	Construction and I	Aggregate	Aggregate	Diesel	4266.11576	0	1305.741355	0		
Statewide Totals	2017	Construction and I	Aggregate	Aggregate	Diesel	90.19640961	0	11.35782025	0		
Statewide Totals	2017	Construction and I	Aggregate	Aggregate	Diesel	26997.76474	9617.75	3769.917241	355856.75	2.807077	0.076
Statewide Totals	2017	Construction and I	Aggregate	Aggregate	Diesel	29854.16108	0	5160.248794	0		
Statewide Totals	2017	Construction and I	Aggregate	Aggregate	Diesel	2635.164568	0	359.5490649	0		

										Fuel Consumption Estimate	
Region	Calendar Year	Vehicle Category	Model Year	Horsepower Bin	Fuel	Fuel Consumption	Total_Activity_hpy	Total_Population	Horsepower_Hours_hhpy	gallons per hour	gallons per hp-hr
Statewide Totals	2017	Construction and I	Aggregate	Aggregate	Diesel	3603.129294	0	567.9916228	0		
Statewide Totals	2017	Construction and I	Aggregate	Aggregate	Diesel	5604031.487	1982608.615	3191.809182	246008364.3	2.826595	0.023
Statewide Totals	2017	Construction and I	Aggregate	Aggregate	Diesel	33597364.22	4219809.641	3340.646212	1704024405	7.96182	0.020
Statewide Totals	2017	Construction and I	Aggregate	Aggregate	Diesel	7495316.717	2016081.141	4830.508497	347367504.3	3.717765	0.022
Statewide Totals	2017	Construction and I	Aggregate	Aggregate	Diesel	1766111.325	633460.2373	1714.42837	82045332.93	2.788038	0.022
Statewide Totals	2017	Construction and I	Aggregate	Aggregate	Diesel	1027734.102	422808.2106	971.3832557	55574905.29	2.430734	0.018
Statewide Totals	2017	Construction and I	Aggregate	Aggregate	Diesel	4578808.465	2873364.049	8937.227679	230904779.6	1.593536	0.020
Statewide Totals	2017	Construction and I	Aggregate	Aggregate	Diesel	4972393.829	2375250.752	9003.587397	238625096.1	2.093418	0.021
Statewide Totals	2017	Construction and I	Aggregate	Aggregate	Diesel	2937549.32	572976.0808	796.029655	143032502.5	5.126827	0.021
Statewide Totals	2017	Construction and I	Aggregate	Aggregate	Diesel	40373009.95	10701170.54	11669.21444	2164116169	3.772766	0.019
Statewide Totals	2017	Construction and I	Aggregate	Aggregate	Diesel	26308871.28	2871109.609	6556.320962	1054303635	9.163311	0.025
Statewide Totals	2017	Construction and I	Aggregate	Aggregate	Diesel	4817536.045	3800162.045	11675.52212	248736215.4	1.267719	0.019
Statewide Totals	2017	Construction and I	Aggregate	Aggregate	Diesel	553551.8197	134797.7867	536.1530957	35410750.69	4.106535	0.016
Statewide Totals	2017	Construction and I	Aggregate	Aggregate	Diesel	36868190.68	19696073.06	35215.95252	1927640946	1.871855	0.019
Statewide Totals	2017	Construction and I	Aggregate	Aggregate	Diesel	1521757.807	717219.2132	2115.597039	56462467.57	2.121747	0.027
Statewide Totals	2017	Industrial - Aerial I	Aggregate	Aggregate	Diesel	2341637.384	2253867.991	7935.255547	141712163.8	1.038942	0.017
Statewide Totals	2017	Industrial - Forklift	Aggregate	Aggregate	Diesel	9859238.239	10548084.72	14886.03405	943665016.4	0.934695	0.010
Statewide Totals	2017	Industrial - Misc - A	Aggregate	Aggregate	Diesel	2837.714708	0	1289.930226	0		
Statewide Totals	2017	Industrial - Misc - I	Aggregate	Aggregate	Diesel	2238.83886	0	273.8140383	0		
Statewide Totals	2017	Industrial - Misc - S	Aggregate	Aggregate	Diesel	600.1253619	0	111.872241	0		
Statewide Totals	2017	Industrial - Other (	Aggregate	Aggregate	Diesel	4761729.188	2975497.417	3789.633654	262327234.4	1.600314	0.018
Statewide Totals	2017	Industrial - Other I	Aggregate	Aggregate	Diesel	2791813.559	813290.6686	1139.919783	136015894.4	3.432738	0.021
Statewide Totals	2017	Light Commercial	Aggregate	Aggregate	Diesel	955883.2953	855567.3	1223.520851	31655990.1	1.117251	0.030
Statewide Totals	2017	Light Commercial	Aggregate	Aggregate	Diesel	4428469.823	1722402.15	15025.45147	56839270.95	2.571101	0.078
Statewide Totals	2017	Light Commercial	Aggregate	Aggregate	Diesel	22428.90504	17315.6	448.0539746	657992.8	1.2953	0.034
Statewide Totals	2017	Light Commercial	Aggregate	Aggregate	Diesel	2449905.829	899046.1	7823.701113	33264705.7	2.725006	0.074
Statewide Totals	2017	Light Commercial	Aggregate	Aggregate	Diesel	4943897.721	3373906.7	8912.375053	155199708.2	1.465333	0.032
Statewide Totals	2018	Construction and I	Aggregate	Aggregate	Diesel	2600710.501	455569.5661	1334.10061	100237385.1	5.708701	0.026
Statewide Totals	2018	Construction and I	Aggregate	Aggregate	Diesel	6185084.17	1795170.638	4013.5271	415268584.8	3.445402	0.015
Statewide Totals	2018	Construction and I	Aggregate	Aggregate	Diesel	15288034.15	3242671.6	7392.860127	688884222.3	4.714642	0.022
Statewide Totals	2018	Construction and I	Aggregate	Aggregate	Diesel	27511101.3	8782172.005	14368.95989	1385149867	3.132608	0.020
Statewide Totals	2018	Construction and I	Aggregate	Aggregate	Diesel	10363463.48	2594349.704	4645.230764	489911541.3	3.994629	0.021
Statewide Totals	2018	Construction and I	Aggregate	Aggregate	Diesel	678.9694982	0	110.7589036	0		
Statewide Totals	2018	Construction and I	Aggregate	Aggregate	Diesel	981.4349941	0	752.3100044	0		
Statewide Totals	2018	Construction and I	Aggregate	Aggregate	Diesel	37893.07853	27101.25	68.84522914	894341.25	1.398204	0.042
Statewide Totals	2018	Construction and I	Aggregate	Aggregate	Diesel	78.26872975	0	31.61673887	0		
Statewide Totals	2018	Construction and I	Aggregate	Aggregate	Diesel	561.0170008	0	49.86999906	0		
Statewide Totals	2018	Construction and I	Aggregate	Aggregate	Diesel	2070.044867	0	475.5294855	0		
Statewide Totals	2018	Construction and I	Aggregate	Aggregate	Diesel	146.8151033	0	19.52999963	0		
Statewide Totals	2018	Construction and I	Aggregate	Aggregate	Diesel	250.5655176	0	48.83022769	0		
Statewide Totals	2018	Construction and I	Aggregate	Aggregate	Diesel	700.3785693	0	435.3599743	0		
Statewide Totals	2018	Construction and I	Aggregate	Aggregate	Diesel	4318.420499	0	1322.119078	0		
Statewide Totals	2018	Construction and I	Aggregate	Aggregate	Diesel	90.74678718	0	11.42712551	0		

										Fuel Consumption Estimate	
Region	Calendar Year	Vehicle Category	Model Year	Horsepower Bin	Fuel	Fuel Consumption	Total_Activity_hpy	Total_Population	Horsepower_Hours_hhpy	gallons per hour	gallons per hp-hr
Statewide Totals	2018	Construction and I	Aggregate	Aggregate	Diesel	27386.17899	9771.05	3825.3446	361528.85	2.802788	0.076
Statewide Totals	2018	Construction and I	Aggregate	Aggregate	Diesel	29950.75344	0	5211.721905	0		
Statewide Totals	2018	Construction and I	Aggregate	Aggregate	Diesel	2674.818786	0	365.0893014	0		
Statewide Totals	2018	Construction and I	Aggregate	Aggregate	Diesel	3632.877177	0	573.5551955	0		
Statewide Totals	2018	Construction and I	Aggregate	Aggregate	Diesel	5817236.929	2058796.176	3271.04944	255370443.7	2.825553	0.023
Statewide Totals	2018	Construction and I	Aggregate	Aggregate	Diesel	34894596.66	4381895.104	3423.581517	1766507745	7.963357	0.020
Statewide Totals	2018	Construction and I	Aggregate	Aggregate	Diesel	7785694.477	2093535.454	4950.431311	360675011.7	3.718922	0.022
Statewide Totals	2018	Construction and I	Aggregate	Aggregate	Diesel	1834278.702	657831.1998	1756.990985	85203895.13	2.788373	0.022
Statewide Totals	2018	Construction and I	Aggregate	Aggregate	Diesel	1067138.933	439054.3688	995.4989392	57721275.97	2.430539	0.018
Statewide Totals	2018	Construction and I	Aggregate	Aggregate	Diesel	4755062.216	2983679.631	9159.104423	239704124.5	1.593691	0.020
Statewide Totals	2018	Construction and I	Aggregate	Aggregate	Diesel	5162897.997	2466747.73	9227.111596	247779115.4	2.092998	0.021
Statewide Totals	2018	Construction and I	Aggregate	Aggregate	Diesel	3051135.404	594996.9664	815.7919879	148401466.6	5.127985	0.021
Statewide Totals	2018	Construction and I	Aggregate	Aggregate	Diesel	41919186.12	11112405.01	11958.91583	2247689189	3.772287	0.019
Statewide Totals	2018	Construction and I	Aggregate	Aggregate	Diesel	27322997.93	2981456.125	6719.089015	1094392818	9.164313	0.025
Statewide Totals	2018	Construction and I	Aggregate	Aggregate	Diesel	4998789.316	3945960.6	11965.38011	258154119.2	1.266812	0.019
Statewide Totals	2018	Construction and I	Aggregate	Aggregate	Diesel	573373.6653	139972.2538	549.4637002	36720093.75	4.096338	0.016
Statewide Totals	2018	Construction and I	Aggregate	Aggregate	Diesel	38225915.19	20452557.95	36090.22821	1999055270	1.869004	0.019
Statewide Totals	2018	Construction and I	Aggregate	Aggregate	Diesel	1580290.943	744816.1128	2168.119118	58617247.17	2.12172	0.027
Statewide Totals	2018	Industrial - Aerial I	Aggregate	Aggregate	Diesel	2431597.311	2340456.035	8132.257204	147166132.6	1.038942	0.017
Statewide Totals	2018	Industrial - Forklift	Aggregate	Aggregate	Diesel	10238005.83	10953316.09	15255.59661	979980022	0.934695	0.010
Statewide Totals	2018	Industrial - Misc - A	Aggregate	Aggregate	Diesel	2826.043236	0	1293.006379	0		
Statewide Totals	2018	Industrial - Misc - (	Aggregate	Aggregate	Diesel	2205.313463	0	269.85321	0		
Statewide Totals	2018	Industrial - Misc - S	Aggregate	Aggregate	Diesel	576.0709662	0	107.4215984	0		
Statewide Totals	2018	Industrial - Other (	Aggregate	Aggregate	Diesel	4944663.066	3089808.681	3883.715578	272353437.8	1.600314	0.018
Statewide Totals	2018	Industrial - Other I	Aggregate	Aggregate	Diesel	2899068.143	844535.2881	1168.219576	141266132.4	3.432738	0.021
Statewide Totals	2018	Light Commercial ·	Aggregate	Aggregate	Diesel	955220.5659	856319.2	1224.320912	31683810.4	1.115496	0.030
Statewide Totals	2018	Light Commercial ·	Aggregate	Aggregate	Diesel	4429274.996	1724030.05	15039.37052	56892991.65	2.56914	0.078
Statewide Totals	2018	Light Commercial ·	Aggregate	Aggregate	Diesel	22440.62962	17308.3	448.4538485	657715.4	1.296524	0.034
Statewide Totals	2018	Light Commercial ·	Aggregate	Aggregate	Diesel	2450067.665	899867.35	7830.68049	33295091.95	2.722699	0.074
Statewide Totals	2018	Light Commercial ·	Aggregate	Aggregate	Diesel	4942076.269	3377056.65	8920.754503	155344605.9	1.463427	0.032
Statewide Totals	2019	Construction and I	Aggregate	Aggregate	Diesel	2695340.718	472418.3739	1365.878684	104133919.6	5.70541	0.026
Statewide Totals	2019	Construction and I	Aggregate	Aggregate	Diesel	6414353.11	1861628.723	4109.128706	430827879.4	3.44556	0.015
Statewide Totals	2019	Construction and I	Aggregate	Aggregate	Diesel	15853308.45	3362676.862	7568.956931	714069542.2	4.714491	0.022
Statewide Totals	2019	Construction and I	Aggregate	Aggregate	Diesel	28525576.83	9107073.041	14711.22633	1436088295	3.132244	0.020
Statewide Totals	2019	Construction and I	Aggregate	Aggregate	Diesel	10731276.41	2690312.176	4755.879455	506970847.2	3.988859	0.021
Statewide Totals	2019	Construction and I	Aggregate	Aggregate	Diesel	681.5540954	0	111.2076116	0		
Statewide Totals	2019	Construction and I	Aggregate	Aggregate	Diesel	993.3243587	0	763.1400155	0		
Statewide Totals	2019	Construction and I	Aggregate	Aggregate	Diesel	38409.41651	27440.7	69.91825209	905543.1	1.399724	0.042
Statewide Totals	2019	Construction and I	Aggregate	Aggregate	Diesel	79.54928998	0	32.1440755	0		
Statewide Totals	2019	Construction and I	Aggregate	Aggregate	Diesel	569.3416727	0	50.60999757	0		
Statewide Totals	2019	Construction and I	Aggregate	Aggregate	Diesel	2102.768311	0	483.0424353	0		
Statewide Totals	2019	Construction and I	Aggregate	Aggregate	Diesel	149.3747093	0	19.87999905	0		
Statewide Totals	2019	Construction and I	Aggregate	Aggregate	Diesel	254.2855465	0	49.55518731	0		

										Fuel Consumption Estimate	
Region	Calendar Year	Vehicle Category	Model Year	Horsepower Bin	Fuel	Fuel Consumption	Total_Activity_hpy	Total_Population	Horsepower_Hours_hhpy	gallons per hour	gallons per hp-hr
Statewide Totals	2019	Construction and I	Aggregate	Aggregate	Diesel	710.5135762	0	441.6599662	0		
Statewide Totals	2019	Construction and I	Aggregate	Aggregate	Diesel	4370.404816	0	1338.509312	0		
Statewide Totals	2019	Construction and I	Aggregate	Aggregate	Diesel	92.7568561	0	11.68023989	0		
Statewide Totals	2019	Construction and I	Aggregate	Aggregate	Diesel	27785.6863	9920.7	3880.781617	367065.9	2.800779	0.076
Statewide Totals	2019	Construction and I	Aggregate	Aggregate	Diesel	30071.47695	0	5260.775998	0		
Statewide Totals	2019	Construction and I	Aggregate	Aggregate	Diesel	2712.876977	0	370.3535336	0		
Statewide Totals	2019	Construction and I	Aggregate	Aggregate	Diesel	3669.658104	0	579.8894966	0		
Statewide Totals	2019	Construction and I	Aggregate	Aggregate	Diesel	6030786.522	2134999.019	3348.965341	264769406.3	2.824726	0.023
Statewide Totals	2019	Construction and I	Aggregate	Aggregate	Diesel	36179004.43	4544067.748	3505.130708	1830432871	7.96181	0.020
Statewide Totals	2019	Construction and I	Aggregate	Aggregate	Diesel	8075183.583	2170988.368	5068.349833	374079331.5	3.719589	0.022
Statewide Totals	2019	Construction and I	Aggregate	Aggregate	Diesel	1902062.956	682148.8216	1798.842243	88338777.07	2.78834	0.022
Statewide Totals	2019	Construction and I	Aggregate	Aggregate	Diesel	1106579.54	455321.8708	1019.211573	59852203.46	2.430324	0.018
Statewide Totals	2019	Construction and I	Aggregate	Aggregate	Diesel	4931572.144	3094157.813	9377.272898	248593778.4	1.593833	0.020
Statewide Totals	2019	Construction and I	Aggregate	Aggregate	Diesel	5353663.19	2558234.178	9446.899993	256961475.4	2.092718	0.021
Statewide Totals	2019	Construction and I	Aggregate	Aggregate	Diesel	3164827.234	616993.3369	835.224029	153813976.9	5.129435	0.021
Statewide Totals	2019	Construction and I	Aggregate	Aggregate	Diesel	43489539.59	11523557.54	12243.77539	2332640268	3.773968	0.019
Statewide Totals	2019	Construction and I	Aggregate	Aggregate	Diesel	28325209.02	3091915.781	6879.136695	1134596062	9.161055	0.025
Statewide Totals	2019	Construction and I	Aggregate	Aggregate	Diesel	5185889.903	4091791.999	12250.39364	267705283.4	1.267388	0.019
Statewide Totals	2019	Construction and I	Aggregate	Aggregate	Diesel	595146.079	145157.8389	562.5518421	38123654.01	4.099993	0.016
Statewide Totals	2019	Construction and I	Aggregate	Aggregate	Diesel	39626930.68	21209812.19	36949.89196	2072231525	1.86833	0.019
Statewide Totals	2019	Construction and I	Aggregate	Aggregate	Diesel	1637722.33	772378.1216	2219.763386	60772620.6	2.120363	0.027
Statewide Totals	2019	Industrial - Aerial I	Aggregate	Aggregate	Diesel	2521557.237	2427044.078	8325.966335	152608812.9	1.038942	0.017
Statewide Totals	2019	Industrial - Forklift	Aggregate	Aggregate	Diesel	10616773.42	11358547.46	15618.9826	1016424760	0.934695	0.010
Statewide Totals	2019	Industrial - Misc - A	Aggregate	Aggregate	Diesel	2817.769775	0	1296.069245	0		
Statewide Totals	2019	Industrial - Misc - (	Aggregate	Aggregate	Diesel	2179.948267	0	266.9503627	0		
Statewide Totals	2019	Industrial - Misc - S	Aggregate	Aggregate	Diesel	558.4593283	0	104.2238712	0		
Statewide Totals	2019	Industrial - Other (	Aggregate	Aggregate	Diesel	5127596.945	3204119.945	3976.225093	282384174.4	1.600314	0.018
Statewide Totals	2019	Industrial - Other I	Aggregate	Aggregate	Diesel	3006322.727	875779.9076	1196.046389	146511440.5	3.432738	0.021
Statewide Totals	2019	Light Commercial	Aggregate	Aggregate	Diesel	954706.6543	857209.8	1225.870773	31716762.6	1.113737	0.030
Statewide Totals	2019	Light Commercial	Aggregate	Aggregate	Diesel	4430771.782	1725599.55	15054.71922	56944785.15	2.567671	0.078
Statewide Totals	2019	Light Commercial	Aggregate	Aggregate	Diesel	22466.38631	17333.85	448.9938773	658686.3	1.296099	0.034
Statewide Totals	2019	Light Commercial	Aggregate	Aggregate	Diesel	2450569.93	900717.8	7838.649825	33326558.6	2.720686	0.074
Statewide Totals	2019	Light Commercial	Aggregate	Aggregate	Diesel	4940604.645	3380473.05	8929.264364	155501760.3	1.461513	0.032
Statewide Totals	2020	Construction and I	Aggregate	Aggregate	Diesel	2798665.981	489284.0218	1397.142827	107980289.8	5.719921	0.026
Statewide Totals	2020	Construction and I	Aggregate	Aggregate	Diesel	6642286.656	1928055.641	4203.184195	446121570	3.44507	0.015
Statewide Totals	2020	Construction and I	Aggregate	Aggregate	Diesel	16419315.72	3482625.644	7742.205812	739712665.1	4.714637	0.022
Statewide Totals	2020	Construction and I	Aggregate	Aggregate	Diesel	29536104.31	9431965.613	15047.95747	1486673188	3.13149	0.020
Statewide Totals	2020	Construction and I	Aggregate	Aggregate	Diesel	11105738.49	2786347.472	4864.738681	524919631.9	3.985769	0.021
Statewide Totals	2020	Construction and I	Aggregate	Aggregate	Diesel	684.6003339	0	111.7344648	0		
Statewide Totals	2020	Construction and I	Aggregate	Aggregate	Diesel	1005.896264	0	774.1200013	0		
Statewide Totals	2020	Construction and I	Aggregate	Aggregate	Diesel	38893.04921	27838.55	71.10154043	918672.15	1.397093	0.042
Statewide Totals	2020	Construction and I	Aggregate	Aggregate	Diesel	80.41925708	0	32.50252145	0		
Statewide Totals	2020	Construction and I	Aggregate	Aggregate	Diesel	576.5414463	0	51.25000038	0		

										Fuel Consumption Estimate	
Region	Calendar Year	Vehicle Category	Model Year	Horsepower Bin	Fuel	Fuel Consumption	Total_Activity_hpy	Total_Population	Horsepower_Hours_hhpy	gallons per hour	gallons per hp-hr
Statewide Totals	2020	Construction and I	Aggregate	Aggregate	Diesel	2135.299443	0	490.5144887	0		
Statewide Totals	2020	Construction and I	Aggregate	Aggregate	Diesel	151.2889948	0	20.14000015	0		
Statewide Totals	2020	Construction and I	Aggregate	Aggregate	Diesel	257.7432135	0	50.2290174	0		
Statewide Totals	2020	Construction and I	Aggregate	Aggregate	Diesel	720.9864983	0	448.1700083	0		
Statewide Totals	2020	Construction and I	Aggregate	Aggregate	Diesel	4425.102009	0	1355.673883	0		
Statewide Totals	2020	Construction and I	Aggregate	Aggregate	Diesel	94.8845626	0	11.9481675	0		
Statewide Totals	2020	Construction and I	Aggregate	Aggregate	Diesel	28133.66352	10026.55	3936.08908	370982.35	2.805917	0.076
Statewide Totals	2020	Construction and I	Aggregate	Aggregate	Diesel	30216.72721	0	5308.780799	0		
Statewide Totals	2020	Construction and I	Aggregate	Aggregate	Diesel	2752.883043	0	375.8354835	0		
Statewide Totals	2020	Construction and I	Aggregate	Aggregate	Diesel	3711.919471	0	586.4802974	0		
Statewide Totals	2020	Construction and I	Aggregate	Aggregate	Diesel	6247618.07	2211112.564	3425.621147	274171014.6	2.825554	0.023
Statewide Totals	2020	Construction and I	Aggregate	Aggregate	Diesel	37469121.15	4706123.846	3585.361046	1897401049	7.96178	0.020
Statewide Totals	2020	Construction and I	Aggregate	Aggregate	Diesel	8366048.052	2248438.16	5184.361318	387683209.1	3.720826	0.022
Statewide Totals	2020	Construction and I	Aggregate	Aggregate	Diesel	1969407.262	706466.6067	1840.016662	91465381.88	2.787686	0.022
Statewide Totals	2020	Construction and I	Aggregate	Aggregate	Diesel	1145667.332	471562.9614	1042.540714	61962360.07	2.429511	0.018
Statewide Totals	2020	Construction and I	Aggregate	Aggregate	Diesel	5107628.644	3204557.303	9591.913046	257449166.3	1.593864	0.020
Statewide Totals	2020	Construction and I	Aggregate	Aggregate	Diesel	5546461.093	2649656.849	9663.133862	266261078.3	2.093275	0.021
Statewide Totals	2020	Construction and I	Aggregate	Aggregate	Diesel	3277911.212	639011.5277	854.3418057	159297951.9	5.129659	0.021
Statewide Totals	2020	Construction and I	Aggregate	Aggregate	Diesel	45048808.68	11934575.26	12524.02805	2416416545	3.774647	0.019
Statewide Totals	2020	Construction and I	Aggregate	Aggregate	Diesel	29329680.73	3202195.591	7036.596004	1174106937	9.159241	0.025
Statewide Totals	2020	Construction and I	Aggregate	Aggregate	Diesel	5371346.186	4238002.008	12530.7978	277337697.9	1.267424	0.019
Statewide Totals	2020	Construction and I	Aggregate	Aggregate	Diesel	616329.2588	150343.9336	575.428316	39481868.72	4.099462	0.016
Statewide Totals	2020	Construction and I	Aggregate	Aggregate	Diesel	41026000.9	21966054.86	37795.65281	2144547047	1.8677	0.019
Statewide Totals	2020	Construction and I	Aggregate	Aggregate	Diesel	1695103.591	799954.321	2270.572438	62833168.98	2.119	0.027
Statewide Totals	2020	Industrial - Aerial I	Aggregate	Aggregate	Diesel	2611517.164	2513632.122	8516.542706	158053258.6	1.038942	0.017
Statewide Totals	2020	Industrial - Forklift	Aggregate	Aggregate	Diesel	10995541.01	11763778.83	15976.49174	1052722818	0.934695	0.010
Statewide Totals	2020	Industrial - Misc - A	Aggregate	Aggregate	Diesel	2811.731496	0	1298.842412	0		
Statewide Totals	2020	Industrial - Misc - I	Aggregate	Aggregate	Diesel	2160.829283	0	264.9529444	0		
Statewide Totals	2020	Industrial - Misc - S	Aggregate	Aggregate	Diesel	553.0685677	0	103.3660925	0		
Statewide Totals	2020	Industrial - Other (	Aggregate	Aggregate	Diesel	5310530.824	3318431.209	4067.238499	292470833.5	1.600314	0.018
Statewide Totals	2020	Industrial - Other I	Aggregate	Aggregate	Diesel	3113577.311	907024.527	1223.423173	151774149	3.432738	0.021
Statewide Totals	2020	Light Commercial ·	Aggregate	Aggregate	Diesel	954581.6127	858009.15	1227.120851	31746338.55	1.112554	0.030
Statewide Totals	2020	Light Commercial ·	Aggregate	Aggregate	Diesel	4432702.295	1727293.15	15068.81852	57000673.95	2.566271	0.078
Statewide Totals	2020	Light Commercial ·	Aggregate	Aggregate	Diesel	22476.16713	17301	449.243767	657438	1.299125	0.034
Statewide Totals	2020	Light Commercial ·	Aggregate	Aggregate	Diesel	2451509.683	901648.55	7846.269236	33360996.35	2.718919	0.073
Statewide Totals	2020	Light Commercial ·	Aggregate	Aggregate	Diesel	4940600.23	3383633.95	8937.903733	155647161.7	1.460146	0.032
Statewide Totals	2021	Construction and I	Aggregate	Aggregate	Diesel	2901215.994	506120.7453	1427.917196	111967861.8	5.732261	0.026
Statewide Totals	2021	Construction and I	Aggregate	Aggregate	Diesel	6870427.664	1994460.912	4295.766241	461407954.8	3.444754	0.015
Statewide Totals	2021	Construction and I	Aggregate	Aggregate	Diesel	16973084.26	3602644.318	7912.74063	764871502.2	4.711285	0.022
Statewide Totals	2021	Construction and I	Aggregate	Aggregate	Diesel	30536087.67	9756840.596	15379.41348	1537371755	3.129711	0.020
Statewide Totals	2021	Construction and I	Aggregate	Aggregate	Diesel	11481824.3	2882304.831	4971.892552	542682236.9	3.983557	0.021
Statewide Totals	2021	Construction and I	Aggregate	Aggregate	Diesel	694.5956961	0	113.4376354	0		
Statewide Totals	2021	Construction and I	Aggregate	Aggregate	Diesel	1018.441747	0	784.9600405	0		

										Fuel Consumption Estimate	
Region	Calendar Year	Vehicle Category	Model Year	Horsepower Bin	Fuel	Fuel Consumption	Total_Activity_hpy	Total_Population	Horsepower_Hours_hhpy	gallons per hour	gallons per hp-hr
Statewide Totals	2021	Construction and I	Aggregate	Aggregate	Diesel	39383.72297	28232.75	72.05067411	931680.75	1.394966	0.042
Statewide Totals	2021	Construction and I	Aggregate	Aggregate	Diesel	81.60570542	0	32.98404291	0		
Statewide Totals	2021	Construction and I	Aggregate	Aggregate	Diesel	585.4286389	0	52.04000121	0		
Statewide Totals	2021	Construction and I	Aggregate	Aggregate	Diesel	2168.300546	0	498.0926412	0		
Statewide Totals	2021	Construction and I	Aggregate	Aggregate	Diesel	153.8078223	0	20.48000048	0		
Statewide Totals	2021	Construction and I	Aggregate	Aggregate	Diesel	261.3064079	0	50.92341365	0		
Statewide Totals	2021	Construction and I	Aggregate	Aggregate	Diesel	731.1215901	0	454.4700474	0		
Statewide Totals	2021	Construction and I	Aggregate	Aggregate	Diesel	4485.986999	0	1374.626342	0		
Statewide Totals	2021	Construction and I	Aggregate	Aggregate	Diesel	98.06884487	0	12.34914254	0		
Statewide Totals	2021	Construction and I	Aggregate	Aggregate	Diesel	28518.92345	10198.1	3991.618649	377329.7	2.796494	0.076
Statewide Totals	2021	Construction and I	Aggregate	Aggregate	Diesel	30665.92735	0	5406.458357	0		
Statewide Totals	2021	Construction and I	Aggregate	Aggregate	Diesel	2792.144579	0	381.1956381	0		
Statewide Totals	2021	Construction and I	Aggregate	Aggregate	Diesel	3763.101997	0	595.0869652	0		
Statewide Totals	2021	Construction and I	Aggregate	Aggregate	Diesel	6463556.71	2287295.975	3501.076088	283551558.9	2.825851	0.023
Statewide Totals	2021	Construction and I	Aggregate	Aggregate	Diesel	38776133.94	4868276.424	3664.33452	1964067847	7.965064	0.020
Statewide Totals	2021	Construction and I	Aggregate	Aggregate	Diesel	8652360.661	2325905.497	5298.555403	401003005.8	3.719997	0.022
Statewide Totals	2021	Construction and I	Aggregate	Aggregate	Diesel	2036194.168	730817.1062	1880.546056	94623662.5	2.786188	0.022
Statewide Totals	2021	Construction and I	Aggregate	Aggregate	Diesel	1185296.403	487786.0513	1065.504388	64152988.88	2.429951	0.018
Statewide Totals	2021	Construction and I	Aggregate	Aggregate	Diesel	5283847.331	3314890.938	9803.190708	266303710.6	1.593973	0.020
Statewide Totals	2021	Construction and I	Aggregate	Aggregate	Diesel	5738820.73	2740940.2	9875.98028	275539520.6	2.093742	0.021
Statewide Totals	2021	Construction and I	Aggregate	Aggregate	Diesel	3387271.696	661014.2921	873.1600892	164558876.1	5.124355	0.021
Statewide Totals	2021	Construction and I	Aggregate	Aggregate	Diesel	46647587.7	12345581.1	12799.89037	2502554861	3.778485	0.019
Statewide Totals	2021	Construction and I	Aggregate	Aggregate	Diesel	30351722.55	3312391.777	7191.588605	1215003520	9.163084	0.025
Statewide Totals	2021	Construction and I	Aggregate	Aggregate	Diesel	5556561.764	4383942.86	12806.80923	286879018.6	1.26748	0.019
Statewide Totals	2021	Construction and I	Aggregate	Aggregate	Diesel	638028.0373	155525.9481	588.1030712	40863973.4	4.10239	0.016
Statewide Totals	2021	Construction and I	Aggregate	Aggregate	Diesel	42455236.52	22722847.35	38628.16423	2218799496	1.868394	0.019
Statewide Totals	2021	Construction and I	Aggregate	Aggregate	Diesel	1753653.492	827441.4738	2320.58553	64984773.85	2.119369	0.027
Statewide Totals	2021	Industrial - Aerial I	Aggregate	Aggregate	Diesel	2701477.091	2600220.165	8704.133568	163504937.2	1.038942	0.017
Statewide Totals	2021	Industrial - Forklift	Aggregate	Aggregate	Diesel	11374308.6	12169010.2	16328.40025	1088947474	0.934695	0.010
Statewide Totals	2021	Industrial - Misc - A	Aggregate	Aggregate	Diesel	2886.546782	0	1338.118421	0		
Statewide Totals	2021	Industrial - Misc - (	Aggregate	Aggregate	Diesel	2223.365059	0	272.7585543	0		
Statewide Totals	2021	Industrial - Misc - S	Aggregate	Aggregate	Diesel	593.3340579	0	111.1786328	0		
Statewide Totals	2021	Industrial - Other (	Aggregate	Aggregate	Diesel	5493464.702	3432742.474	4156.826117	302539473	1.600314	0.018
Statewide Totals	2021	Industrial - Other I	Aggregate	Aggregate	Diesel	3220831.895	938269.1465	1250.37108	157053247.8	3.432738	0.021
Statewide Totals	2021	Light Commercial	Aggregate	Aggregate	Diesel	980128.5288	882037.1	1261.480303	32635372.7	1.11121	0.030
Statewide Totals	2021	Light Commercial	Aggregate	Aggregate	Diesel	4553896.895	1775568.05	15488.60748	58593745.65	2.564755	0.078
Statewide Totals	2021	Light Commercial	Aggregate	Aggregate	Diesel	23093.12895	17779.15	462.02289	675607.7	1.298888	0.034
Statewide Totals	2021	Light Commercial	Aggregate	Aggregate	Diesel	2518399.238	926775.15	8064.872078	34290680.55	2.717379	0.073
Statewide Totals	2021	Light Commercial	Aggregate	Aggregate	Diesel	5073556.96	3478154.35	9187.002357	159995100.1	1.458692	0.032
Statewide Totals	2022	Construction and I	Aggregate	Aggregate	Diesel	2998520.998	522994.6634	1458.224111	115711958.7	5.733368	0.026
Statewide Totals	2022	Construction and I	Aggregate	Aggregate	Diesel	7097952.169	2060913.642	4386.941994	476523177.7	3.44408	0.015
Statewide Totals	2022	Construction and I	Aggregate	Aggregate	Diesel	17529460.82	3722640.741	8080.685077	790475312.7	4.708878	0.022
Statewide Totals	2022	Construction and I	Aggregate	Aggregate	Diesel	31555925.12	10081792.36	15705.83478	1589242777	3.129992	0.020

										Fuel Consumption Estimate	
Region	Calendar Year	Vehicle Category	Model Year	Horsepower Bin	Fuel	Fuel Consumption	Total_Activity_hpy	Total_Population	Horsepower_Hours_hhpy	gallons per hour	gallons per hp-hr
Statewide Totals	2022	Construction and I	Aggregate	Aggregate	Diesel	11861193.8	2978250.185	5077.41879	560512657.1	3.982605	0.021
Statewide Totals	2022	Construction and I	Aggregate	Aggregate	Diesel	701.4904271	0	114.5964415	0		
Statewide Totals	2022	Construction and I	Aggregate	Aggregate	Diesel	1031.36585	0	795.8800129	0		
Statewide Totals	2022	Construction and I	Aggregate	Aggregate	Diesel	39940.41457	28678.05	73.13628018	946375.65	1.392717	0.042
Statewide Totals	2022	Construction and I	Aggregate	Aggregate	Diesel	82.870358	0	33.49570284	0		
Statewide Totals	2022	Construction and I	Aggregate	Aggregate	Diesel	592.7408271	0	52.68999766	0		
Statewide Totals	2022	Construction and I	Aggregate	Aggregate	Diesel	2200.411844	0	505.4706957	0		
Statewide Totals	2022	Construction and I	Aggregate	Aggregate	Diesel	156.124234	0	20.78999908	0		
Statewide Totals	2022	Construction and I	Aggregate	Aggregate	Diesel	265.0993639	0	51.66258502	0		
Statewide Totals	2022	Construction and I	Aggregate	Aggregate	Diesel	741.1439121	0	460.6999852	0		
Statewide Totals	2022	Construction and I	Aggregate	Aggregate	Diesel	4545.215307	0	1392.934789	0		
Statewide Totals	2022	Construction and I	Aggregate	Aggregate	Diesel	101.5789206	0	12.79114239	0		
Statewide Totals	2022	Construction and I	Aggregate	Aggregate	Diesel	28921.88206	10303.95	4046.906718	381246.15	2.806873	0.076
Statewide Totals	2022	Construction and I	Aggregate	Aggregate	Diesel	30911.11882	0	5462.46949	0		
Statewide Totals	2022	Construction and I	Aggregate	Aggregate	Diesel	2832.059319	0	386.6449742	0		
Statewide Totals	2022	Construction and I	Aggregate	Aggregate	Diesel	3809.320674	0	602.4602214	0		
Statewide Totals	2022	Construction and I	Aggregate	Aggregate	Diesel	6680466.318	2363517.699	3575.384891	293138882.3	2.826493	0.023
Statewide Totals	2022	Construction and I	Aggregate	Aggregate	Diesel	40098014.47	5030463.446	3742.108412	2029482743	7.971038	0.020
Statewide Totals	2022	Construction and I	Aggregate	Aggregate	Diesel	8950534.894	2403345.44	5411.014916	414679925.4	3.724198	0.022
Statewide Totals	2022	Construction and I	Aggregate	Aggregate	Diesel	2104919.203	755158.5361	1920.459821	97756441.44	2.787387	0.022
Statewide Totals	2022	Construction and I	Aggregate	Aggregate	Diesel	1225057.385	504027.7897	1088.119251	66346545.27	2.430535	0.018
Statewide Totals	2022	Construction and I	Aggregate	Aggregate	Diesel	5459441.617	3425336.237	10011.25913	275227914.1	1.593841	0.020
Statewide Totals	2022	Construction and I	Aggregate	Aggregate	Diesel	5929568.253	2832253.987	10085.59363	284768891.5	2.093586	0.021
Statewide Totals	2022	Construction and I	Aggregate	Aggregate	Diesel	3501553.85	683081.9289	891.6925289	169967493.6	5.126111	0.021
Statewide Totals	2022	Construction and I	Aggregate	Aggregate	Diesel	48230071.81	12756714.52	13071.56243	2587245644	3.78076	0.019
Statewide Totals	2022	Construction and I	Aggregate	Aggregate	Diesel	31384031.07	3422897.855	7344.226917	1255937666	9.168848	0.025
Statewide Totals	2022	Construction and I	Aggregate	Aggregate	Diesel	5745895.03	4530086.183	13078.62814	296640608.4	1.268385	0.019
Statewide Totals	2022	Construction and I	Aggregate	Aggregate	Diesel	658634.7007	160711.328	600.5853007	42161652.68	4.098247	0.016
Statewide Totals	2022	Construction and I	Aggregate	Aggregate	Diesel	43898794.5	23479748.9	39448.03006	2292744512	1.869645	0.019
Statewide Totals	2022	Construction and I	Aggregate	Aggregate	Diesel	1812536.475	854964.3426	2369.83894	67148544.41	2.120014	0.027
Statewide Totals	2022	Industrial - Aerial I	Aggregate	Aggregate	Diesel	2791437.018	2686808.209	8888.874982	168949663.1	1.038942	0.017
Statewide Totals	2022	Industrial - Forklift	Aggregate	Aggregate	Diesel	11753076.19	12574241.58	16674.96338	1125298979	0.934695	0.010
Statewide Totals	2022	Industrial - Misc - A	Aggregate	Aggregate	Diesel	2888.945793	0	1342.336227	0		
Statewide Totals	2022	Industrial - Misc - I	Aggregate	Aggregate	Diesel	2221.434842	0	272.5645357	0		
Statewide Totals	2022	Industrial - Misc - S	Aggregate	Aggregate	Diesel	600.1270975	0	112.472258	0		
Statewide Totals	2022	Industrial - Other (	Aggregate	Aggregate	Diesel	5676398.581	3547053.738	4245.052927	312692311.5	1.600314	0.018
Statewide Totals	2022	Industrial - Other I	Aggregate	Aggregate	Diesel	3328086.478	969513.766	1276.909658	162304505.2	3.432738	0.021
Statewide Totals	2022	Light Commercial I	Aggregate	Aggregate	Diesel	983300.4623	885475.4	1266.430224	32762589.8	1.110477	0.030
Statewide Totals	2022	Light Commercial I	Aggregate	Aggregate	Diesel	4569837.95	1782378.95	15548.12315	58818505.35	2.563898	0.078
Statewide Totals	2022	Light Commercial I	Aggregate	Aggregate	Diesel	23096.01809	17837.55	463.5925528	677826.9	1.294798	0.034
Statewide Totals	2022	Light Commercial I	Aggregate	Aggregate	Diesel	2527272.353	930385	8096.029751	34424245	2.716373	0.073
Statewide Totals	2022	Light Commercial I	Aggregate	Aggregate	Diesel	5090162.176	3491553.5	9222.410889	160611461	1.45785	0.032
Statewide Totals	2023	Construction and I	Aggregate	Aggregate	Diesel	3096924.689	539855.605	1488.08425	119410754.8	5.73658	0.026

										Fuel Consumption Estimate	
Region	Calendar Year	Vehicle Category	Model Year	Horsepower Bin	Fuel	Fuel Consumption	Total_Activity_hpy	Total_Population	Horsepower_Hours_hhpy	gallons per hour	gallons per hp-hr
Statewide Totals	2023	Construction and I	Aggregate	Aggregate	Diesel	7326914.03	2127271.207	4476.773655	491840811.2	3.444278	0.015
Statewide Totals	2023	Construction and I	Aggregate	Aggregate	Diesel	18096869.97	3842548.839	8246.153726	815703594.9	4.709601	0.022
Statewide Totals	2023	Construction and I	Aggregate	Aggregate	Diesel	32577100.39	10406481.6	16027.44406	1639640973	3.130462	0.020
Statewide Totals	2023	Construction and I	Aggregate	Aggregate	Diesel	12234917.72	3074397.755	5181.389384	577994913.3	3.979614	0.021
Statewide Totals	2023	Construction and I	Aggregate	Aggregate	Diesel	710.1353777	0	116.0454708	0		
Statewide Totals	2023	Construction and I	Aggregate	Aggregate	Diesel	1044.506032	0	806.7900098	0		
Statewide Totals	2023	Construction and I	Aggregate	Aggregate	Diesel	40482.02237	29057.65	74.07070539	958902.45	1.393162	0.042
Statewide Totals	2023	Construction and I	Aggregate	Aggregate	Diesel	84.145139	0	34.01096161	0		
Statewide Totals	2023	Construction and I	Aggregate	Aggregate	Diesel	601.7405416	0	53.49000151	0		
Statewide Totals	2023	Construction and I	Aggregate	Aggregate	Diesel	2233.428804	0	513.0530979	0		
Statewide Totals	2023	Construction and I	Aggregate	Aggregate	Diesel	158.5946628	0	21.1200006	0		
Statewide Totals	2023	Construction and I	Aggregate	Aggregate	Diesel	268.9409747	0	52.41123832	0		
Statewide Totals	2023	Construction and I	Aggregate	Aggregate	Diesel	751.1019949	0	466.8899945	0		
Statewide Totals	2023	Construction and I	Aggregate	Aggregate	Diesel	4605.970233	0	1411.677888	0		
Statewide Totals	2023	Construction and I	Aggregate	Aggregate	Diesel	105.7483349	0	13.31616864	0		
Statewide Totals	2023	Construction and I	Aggregate	Aggregate	Diesel	29295.57275	10439	4102.151089	386243	2.806358	0.076
Statewide Totals	2023	Construction and I	Aggregate	Aggregate	Diesel	31180.20097	0	5519.593166	0		
Statewide Totals	2023	Construction and I	Aggregate	Aggregate	Diesel	2873.965212	0	392.3661476	0		
Statewide Totals	2023	Construction and I	Aggregate	Aggregate	Diesel	3875.332551	0	612.28237	0		
Statewide Totals	2023	Construction and I	Aggregate	Aggregate	Diesel	6897134.915	2439650.351	3648.598251	302595215.7	2.8271	0.023
Statewide Totals	2023	Construction and I	Aggregate	Aggregate	Diesel	41407817.12	5192514.952	3818.73578	2094734609	7.974521	0.020
Statewide Totals	2023	Construction and I	Aggregate	Aggregate	Diesel	9240871.447	2480856.851	5521.816577	427894247.3	3.724871	0.022
Statewide Totals	2023	Construction and I	Aggregate	Aggregate	Diesel	2172816.278	779508.9262	1959.785186	100888067.4	2.787417	0.022
Statewide Totals	2023	Construction and I	Aggregate	Aggregate	Diesel	1264206.403	520243.5523	1110.400731	68463489.1	2.430028	0.018
Statewide Totals	2023	Construction and I	Aggregate	Aggregate	Diesel	5635480.218	3535588.089	10216.26025	284082851.3	1.59393	0.020
Statewide Totals	2023	Construction and I	Aggregate	Aggregate	Diesel	6121301.848	2922903.948	10292.1169	293871171.2	2.094254	0.021
Statewide Totals	2023	Construction and I	Aggregate	Aggregate	Diesel	3614872.155	705077.0856	909.9517676	175350229.1	5.126918	0.021
Statewide Totals	2023	Construction and I	Aggregate	Aggregate	Diesel	49793597.49	13167838.8	13339.22956	2669873400	3.781456	0.019
Statewide Totals	2023	Construction and I	Aggregate	Aggregate	Diesel	32394576.41	3533025.015	7494.61507	1295390265	9.169076	0.025
Statewide Totals	2023	Construction and I	Aggregate	Aggregate	Diesel	5933720.907	4675784.554	13346.43995	306322983.3	1.269032	0.019
Statewide Totals	2023	Construction and I	Aggregate	Aggregate	Diesel	680902.1104	165862.8486	612.8835202	43590144.89	4.105212	0.016
Statewide Totals	2023	Construction and I	Aggregate	Aggregate	Diesel	45354747.76	24236328.8	40255.80962	2367658790	1.871354	0.019
Statewide Totals	2023	Construction and I	Aggregate	Aggregate	Diesel	1872140.451	882543.8533	2418.366267	69370762.06	2.1213	0.027
Statewide Totals	2023	Industrial - Aerial I	Aggregate	Aggregate	Diesel	2881396.945	2773396.252	9070.892982	174395633	1.038942	0.017
Statewide Totals	2023	Industrial - Forklift	Aggregate	Aggregate	Diesel	12131843.78	12979472.95	17016.41756	1161604673	0.934695	0.010
Statewide Totals	2023	Industrial - Misc - A	Aggregate	Aggregate	Diesel	2886.759255	0	1343.637272	0		
Statewide Totals	2023	Industrial - Misc - (	Aggregate	Aggregate	Diesel	2216.552843	0	271.8783771	0		
Statewide Totals	2023	Industrial - Misc - S	Aggregate	Aggregate	Diesel	598.8285127	0	111.9251132	0		
Statewide Totals	2023	Industrial - Other (	Aggregate	Aggregate	Diesel	5859332.46	3661365.002	4331.979118	322862515.1	1.600314	0.018
Statewide Totals	2023	Industrial - Other I	Aggregate	Aggregate	Diesel	3435341.062	1000758.385	1303.05701	167542678.1	3.432738	0.021
Statewide Totals	2023	Light Commercial	Aggregate	Aggregate	Diesel	986662.6716	888796.9	1271.660119	32885485.3	1.11011	0.030
Statewide Totals	2023	Light Commercial	Aggregate	Aggregate	Diesel	4585946.981	1789153.35	15606.76842	59042060.55	2.563194	0.078
Statewide Totals	2023	Light Commercial	Aggregate	Aggregate	Diesel	23130.09838	17961.65	465.2225958	682542.7	1.287749	0.034

										Fuel Consumption Estimate	
Region	Calendar Year	Vehicle Category	Model Year	Horsepower Bin	Fuel	Fuel Consumption	Total_Activity_hpy	Total_Population	Horsepower_Hours_hhpy	gallons per hour	gallons per hp-hr
Statewide Totals	2023	Light Commercial	Aggregate	Aggregate	Diesel	2536034.704	933896.3	8126.787041	34554163.1	2.715542	0.073
Statewide Totals	2023	Light Commercial	Aggregate	Aggregate	Diesel	5106803.275	3504824.9	9256.999337	161221945.4	1.457078	0.032
Statewide Totals	2024	Construction and I	Aggregate	Aggregate	Diesel	3196442.004	556666.2811	1517.516805	123112454.3	5.742115	0.026
Statewide Totals	2024	Construction and I	Aggregate	Aggregate	Diesel	7554289.383	2193715.352	4565.318971	507083129.5	3.443605	0.015
Statewide Totals	2024	Construction and I	Aggregate	Aggregate	Diesel	18654090.78	3962573.304	8409.252945	840636374.5	4.70757	0.022
Statewide Totals	2024	Construction and I	Aggregate	Aggregate	Diesel	33598708.81	10731509.53	16344.44805	1690563559	3.130846	0.020
Statewide Totals	2024	Construction and I	Aggregate	Aggregate	Diesel	12611155.72	3170331.991	5283.87117	596038352.3	3.977866	0.021
Statewide Totals	2024	Construction and I	Aggregate	Aggregate	Diesel	720.6398598	0	117.7849646	0		
Statewide Totals	2024	Construction and I	Aggregate	Aggregate	Diesel	1058.207213	0	817.7899423	0		
Statewide Totals	2024	Construction and I	Aggregate	Aggregate	Diesel	41009.39843	29470.1	75.18214922	972513.3	1.39156	0.042
Statewide Totals	2024	Construction and I	Aggregate	Aggregate	Diesel	85.23637208	0	34.45203145	0		
Statewide Totals	2024	Construction and I	Aggregate	Aggregate	Diesel	609.16524	0	54.14999843	0		
Statewide Totals	2024	Construction and I	Aggregate	Aggregate	Diesel	2266.151369	0	520.5676242	0		
Statewide Totals	2024	Construction and I	Aggregate	Aggregate	Diesel	160.5470508	0	21.37999938	0		
Statewide Totals	2024	Construction and I	Aggregate	Aggregate	Diesel	272.610133	0	53.12628414	0		
Statewide Totals	2024	Construction and I	Aggregate	Aggregate	Diesel	761.3174384	0	473.2399914	0		
Statewide Totals	2024	Construction and I	Aggregate	Aggregate	Diesel	4670.003129	0	1431.274546	0		
Statewide Totals	2024	Construction and I	Aggregate	Aggregate	Diesel	109.2086183	0	13.75189831	0		
Statewide Totals	2024	Construction and I	Aggregate	Aggregate	Diesel	29713.31042	10581.35	4157.591304	391509.95	2.808083	0.076
Statewide Totals	2024	Construction and I	Aggregate	Aggregate	Diesel	31479.47959	0	5578.399073	0		
Statewide Totals	2024	Construction and I	Aggregate	Aggregate	Diesel	2913.559757	0	397.7717618	0		
Statewide Totals	2024	Construction and I	Aggregate	Aggregate	Diesel	3926.414557	0	620.2168981	0		
Statewide Totals	2024	Construction and I	Aggregate	Aggregate	Diesel	7113817.217	2515807.727	3720.763232	312158422.1	2.827647	0.023
Statewide Totals	2024	Construction and I	Aggregate	Aggregate	Diesel	42709917.76	5354651.573	3894.265881	2162516781	7.976227	0.020
Statewide Totals	2024	Construction and I	Aggregate	Aggregate	Diesel	9533365.1	2558302.66	5631.031613	441148288.4	3.726441	0.022
Statewide Totals	2024	Construction and I	Aggregate	Aggregate	Diesel	2241977.04	803842.3667	1998.547431	104053471.5	2.789075	0.022
Statewide Totals	2024	Construction and I	Aggregate	Aggregate	Diesel	1303362.668	536487.8244	1132.363151	70583455.69	2.429436	0.018
Statewide Totals	2024	Construction and I	Aggregate	Aggregate	Diesel	5812106.225	3645943.163	10418.32586	292947291.4	1.59413	0.020
Statewide Totals	2024	Construction and I	Aggregate	Aggregate	Diesel	6311222.141	3014208.395	10495.68287	302923997.9	2.093824	0.021
Statewide Totals	2024	Construction and I	Aggregate	Aggregate	Diesel	3727136.81	727097.2291	927.9495431	180826406.2	5.12605	0.021
Statewide Totals	2024	Construction and I	Aggregate	Aggregate	Diesel	51346963.01	13579056.51	13603.06383	2752115402	3.781335	0.019
Statewide Totals	2024	Construction and I	Aggregate	Aggregate	Diesel	33394215.22	3643469.51	7642.849739	1335533221	9.165499	0.025
Statewide Totals	2024	Construction and I	Aggregate	Aggregate	Diesel	6121726.661	4821826.306	13610.41683	315852432.9	1.269587	0.019
Statewide Totals	2024	Construction and I	Aggregate	Aggregate	Diesel	702725.5695	171053.0218	625.0056352	44977468.12	4.108232	0.016
Statewide Totals	2024	Construction and I	Aggregate	Aggregate	Diesel	46803054.75	24992747.11	41052.02218	2442776145	1.872665	0.019
Statewide Totals	2024	Construction and I	Aggregate	Aggregate	Diesel	1929315.556	910101.6057	2466.198706	71498102.19	2.11989	0.027
Statewide Totals	2024	Industrial - Aerial I	Aggregate	Aggregate	Diesel	2971356.871	2859984.296	9250.304574	179841977.4	1.038942	0.017
Statewide Totals	2024	Industrial - Forklift	Aggregate	Aggregate	Diesel	12510611.37	13384704.32	17352.98228	1197963792	0.934695	0.010
Statewide Totals	2024	Industrial - Misc - A	Aggregate	Aggregate	Diesel	2884.223304	0	1343.835635	0		
Statewide Totals	2024	Industrial - Misc - I	Aggregate	Aggregate	Diesel	2207.288202	0	271.1433235	0		
Statewide Totals	2024	Industrial - Misc - S	Aggregate	Aggregate	Diesel	594.2664143	0	111.2091011	0		
Statewide Totals	2024	Industrial - Other (	Aggregate	Aggregate	Diesel	6042266.339	3775676.266	4417.660568	332986537	1.600314	0.018
Statewide Totals	2024	Industrial - Other I	Aggregate	Aggregate	Diesel	3542595.646	1032003.005	1328.829944	172775144	3.432738	0.021

										Fuel Consumption Estimate	
Region	Calendar Year	Vehicle Category	Model Year	Horsepower Bin	Fuel	Fuel Consumption	Total_Activity_hpy	Total_Population	Horsepower_Hours_hhpy	gallons per hour	gallons per hp-hr
Statewide Totals	2024	Light Commercial	Aggregate	Aggregate	Diesel	989787.8202	892081.9	1276.169981	33007030.3	1.109526	0.030
Statewide Totals	2024	Light Commercial	Aggregate	Aggregate	Diesel	4602102.364	1795792.7	15665.20447	59261159.1	2.562714	0.078
Statewide Totals	2024	Light Commercial	Aggregate	Aggregate	Diesel	23211.06584	18041.95	467.1324449	685594.1	1.286505	0.034
Statewide Totals	2024	Light Commercial	Aggregate	Aggregate	Diesel	2544764.377	937455.05	8157.104779	34685836.85	2.714545	0.073
Statewide Totals	2024	Light Commercial	Aggregate	Aggregate	Diesel	5123993.339	3518008.7	9292.497751	161828400.2	1.456504	0.032
Statewide Totals	2025	Construction and I	Aggregate	Aggregate	Diesel	3238464.151	563267.3083	1528.843695	124872265	5.749427	0.026
Statewide Totals	2025	Construction and I	Aggregate	Aggregate	Diesel	7642444.923	2219491.44	4599.394947	512933730.8	3.443332	0.015
Statewide Totals	2025	Construction and I	Aggregate	Aggregate	Diesel	18871524.48	4009079.229	8472.02041	850312919.4	4.707197	0.022
Statewide Totals	2025	Construction and I	Aggregate	Aggregate	Diesel	34007896.64	10857766.05	16466.44456	1711353023	3.132126	0.020
Statewide Totals	2025	Construction and I	Aggregate	Aggregate	Diesel	12757536.22	3207652.87	5323.310488	602675197.5	3.977218	0.021
Statewide Totals	2025	Construction and I	Aggregate	Aggregate	Diesel	732.1001183	0	119.6590449	0		
Statewide Totals	2025	Construction and I	Aggregate	Aggregate	Diesel	1072.028679	0	828.7700933	0		
Statewide Totals	2025	Construction and I	Aggregate	Aggregate	Diesel	41529.3606	29857	76.16977355	985281	1.390942	0.042
Statewide Totals	2025	Construction and I	Aggregate	Aggregate	Diesel	86.43387176	0	34.93605369	0		
Statewide Totals	2025	Construction and I	Aggregate	Aggregate	Diesel	617.3774998	0	54.88000389	0		
Statewide Totals	2025	Construction and I	Aggregate	Aggregate	Diesel	2298.912933	0	528.0911812	0		
Statewide Totals	2025	Construction and I	Aggregate	Aggregate	Diesel	162.2741862	0	21.61000153	0		
Statewide Totals	2025	Construction and I	Aggregate	Aggregate	Diesel	275.7972833	0	53.74739559	0		
Statewide Totals	2025	Construction and I	Aggregate	Aggregate	Diesel	771.5007598	0	479.5700048	0		
Statewide Totals	2025	Construction and I	Aggregate	Aggregate	Diesel	4733.672464	0	1450.683127	0		
Statewide Totals	2025	Construction and I	Aggregate	Aggregate	Diesel	112.2858709	0	14.13939588	0		
Statewide Totals	2025	Construction and I	Aggregate	Aggregate	Diesel	30094.28267	10712.75	4212.859112	396371.75	2.809202	0.076
Statewide Totals	2025	Construction and I	Aggregate	Aggregate	Diesel	31812.34595	0	5639.784075	0		
Statewide Totals	2025	Construction and I	Aggregate	Aggregate	Diesel	2954.284992	0	403.3317494	0		
Statewide Totals	2025	Construction and I	Aggregate	Aggregate	Diesel	3977.567107	0	628.5279865	0		
Statewide Totals	2025	Construction and I	Aggregate	Aggregate	Diesel	7194749.158	2545332.345	3748.535363	315596550.8	2.826644	0.023
Statewide Totals	2025	Construction and I	Aggregate	Aggregate	Diesel	43243390.98	5417694.452	3923.333052	2191867458	7.981881	0.020
Statewide Totals	2025	Construction and I	Aggregate	Aggregate	Diesel	9645582.069	2588340.919	5673.062169	446224673.3	3.72655	0.022
Statewide Totals	2025	Construction and I	Aggregate	Aggregate	Diesel	2267345.601	813282.4033	2013.46478	105258157.9	2.787895	0.022
Statewide Totals	2025	Construction and I	Aggregate	Aggregate	Diesel	1318770.194	542821.7648	1140.815217	71434111.71	2.429472	0.018
Statewide Totals	2025	Construction and I	Aggregate	Aggregate	Diesel	5880071.605	3689086.255	10496.08924	296390266.7	1.59391	0.020
Statewide Totals	2025	Construction and I	Aggregate	Aggregate	Diesel	6385088.883	3049596.741	10574.02364	306386278.5	2.093749	0.021
Statewide Totals	2025	Construction and I	Aggregate	Aggregate	Diesel	3769575.664	735622.3168	934.8758469	182884530.7	5.124336	0.021
Statewide Totals	2025	Construction and I	Aggregate	Aggregate	Diesel	51982942.82	13738589.54	13704.59839	2784311885	3.783718	0.019
Statewide Totals	2025	Construction and I	Aggregate	Aggregate	Diesel	33788350.83	3686149.763	7699.896698	1351523267	9.166299	0.025
Statewide Totals	2025	Construction and I	Aggregate	Aggregate	Diesel	6191518.686	4878847.336	13712.00628	319318024.4	1.269054	0.019
Statewide Totals	2025	Construction and I	Aggregate	Aggregate	Diesel	710144.115	173041.8073	629.6707368	45468673.17	4.103888	0.016
Statewide Totals	2025	Construction and I	Aggregate	Aggregate	Diesel	47393708.04	25286575.2	41358.43838	2474117440	1.874264	0.019
Statewide Totals	2025	Construction and I	Aggregate	Aggregate	Diesel	1952816.247	920877.032	2484.606649	72353545.65	2.120605	0.027
Statewide Totals	2025	Industrial - Aerial I	Aggregate	Aggregate	Diesel	3006318.039	2893635.047	9319.349729	181959222	1.038942	0.017
Statewide Totals	2025	Industrial - Forklift	Aggregate	Aggregate	Diesel	12657812	13542189.57	17482.50659	1211981553	0.934695	0.010
Statewide Totals	2025	Industrial - Misc -	Aggregate	Aggregate	Diesel	2871.796874	0	1338.651959	0		
Statewide Totals	2025	Industrial - Misc -	Aggregate	Aggregate	Diesel	2220.218764	0	272.6152873	0		

										Fuel Consumption Estimate	
Region	Calendar Year	Vehicle Category	Model Year	Horsepower Bin	Fuel	Fuel Consumption	Total_Activity_hpy	Total_Population	Horsepower_Hours_hhpy	gallons per hour	gallons per hp-hr
Statewide Totals	2025	Industrial - Misc - S	Aggregate	Aggregate	Diesel	595.5442415	0	111.4980134	0		
Statewide Totals	2025	Industrial - Other (	Aggregate	Aggregate	Diesel	6113360.016	3820101.105	4450.634407	336916085.1	1.600314	0.018
Statewide Totals	2025	Industrial - Other I	Aggregate	Aggregate	Diesel	3584278.045	1044145.616	1338.748458	174815485.6	3.432738	0.021
Statewide Totals	2025	Light Commercial	Aggregate	Aggregate	Diesel	993249.2587	895596.85	1281.279958	33137083.45	1.109036	0.030
Statewide Totals	2025	Light Commercial	Aggregate	Aggregate	Diesel	4619238.616	1802924.8	15726.80979	59496518.4	2.562081	0.078
Statewide Totals	2025	Light Commercial	Aggregate	Aggregate	Diesel	23312.5976	18100.35	469.1421394	687813.3	1.287964	0.034
Statewide Totals	2025	Light Commercial	Aggregate	Aggregate	Diesel	2554227.523	941108.7	8189.411973	34821021.9	2.714062	0.073
Statewide Totals	2025	Light Commercial	Aggregate	Aggregate	Diesel	5142473.42	3531813	9329.055886	162463398	1.456044	0.032
Statewide Totals	2026	Construction and I	Aggregate	Aggregate	Diesel	3278476.515	569800.9471	1540.109714	126256104.7	5.753722	0.026
Statewide Totals	2026	Construction and I	Aggregate	Aggregate	Diesel	7731243.23	2245319.225	4633.287795	518939352.3	3.443271	0.015
Statewide Totals	2026	Construction and I	Aggregate	Aggregate	Diesel	19093426.62	4055724.113	8534.450558	860256755	4.707773	0.022
Statewide Totals	2026	Construction and I	Aggregate	Aggregate	Diesel	34412805.39	10984117.59	16587.78546	1731610337	3.13296	0.020
Statewide Totals	2026	Construction and I	Aggregate	Aggregate	Diesel	12914808.15	3244857.783	5362.537855	610268778.4	3.980084	0.021
Statewide Totals	2026	Construction and I	Aggregate	Aggregate	Diesel	745.545965	0	121.8351588	0		
Statewide Totals	2026	Construction and I	Aggregate	Aggregate	Diesel	1085.925862	0	839.6200177	0		
Statewide Totals	2026	Construction and I	Aggregate	Aggregate	Diesel	42081.88182	30284.05	77.14654716	999373.65	1.389572	0.042
Statewide Totals	2026	Construction and I	Aggregate	Aggregate	Diesel	87.68151429	0	35.44034315	0		
Statewide Totals	2026	Construction and I	Aggregate	Aggregate	Diesel	626.0396352	0	55.64999973	0		
Statewide Totals	2026	Construction and I	Aggregate	Aggregate	Diesel	2330.887579	0	535.435933	0		
Statewide Totals	2026	Construction and I	Aggregate	Aggregate	Diesel	165.1276761	0	21.98999989	0		
Statewide Totals	2026	Construction and I	Aggregate	Aggregate	Diesel	279.2073837	0	54.41195671	0		
Statewide Totals	2026	Construction and I	Aggregate	Aggregate	Diesel	781.5875032	0	485.8399907	0		
Statewide Totals	2026	Construction and I	Aggregate	Aggregate	Diesel	4796.281459	0	1469.732523	0		
Statewide Totals	2026	Construction and I	Aggregate	Aggregate	Diesel	114.6327639	0	14.43492398	0		
Statewide Totals	2026	Construction and I	Aggregate	Aggregate	Diesel	30490.41261	10884.3	4268.410907	402719.1	2.80132	0.076
Statewide Totals	2026	Construction and I	Aggregate	Aggregate	Diesel	32130.73611	0	5696.880107	0		
Statewide Totals	2026	Construction and I	Aggregate	Aggregate	Diesel	2994.865555	0	408.8719765	0		
Statewide Totals	2026	Construction and I	Aggregate	Aggregate	Diesel	4036.736501	0	636.9607282	0		
Statewide Totals	2026	Construction and I	Aggregate	Aggregate	Diesel	7278689.474	2575033.987	3776.158245	319161444.8	2.826638	0.023
Statewide Totals	2026	Construction and I	Aggregate	Aggregate	Diesel	43765676.22	5480663.371	3952.244014	2217951387	7.985471	0.020
Statewide Totals	2026	Construction and I	Aggregate	Aggregate	Diesel	9751350.114	2618468.6	5714.86685	451025340.3	3.724066	0.022
Statewide Totals	2026	Construction and I	Aggregate	Aggregate	Diesel	2294147.93	822738.4293	2028.301961	106530820.3	2.788429	0.022
Statewide Totals	2026	Construction and I	Aggregate	Aggregate	Diesel	1334530.905	549119.8028	1149.221862	72272335.86	2.430309	0.018
Statewide Totals	2026	Construction and I	Aggregate	Aggregate	Diesel	5949893.431	3731848.717	10573.43471	299944408.6	1.594355	0.020
Statewide Totals	2026	Construction and I	Aggregate	Aggregate	Diesel	6459299.181	3085065.535	10651.94341	309874731.2	2.093732	0.021
Statewide Totals	2026	Construction and I	Aggregate	Aggregate	Diesel	3808176.993	744182.3915	941.7649281	184627348	5.117263	0.021
Statewide Totals	2026	Construction and I	Aggregate	Aggregate	Diesel	52589879.03	13898394.11	13805.5873	2816193177	3.783882	0.019
Statewide Totals	2026	Construction and I	Aggregate	Aggregate	Diesel	34181608.74	3729040.755	7756.637081	1367532993	9.166327	0.025
Statewide Totals	2026	Construction and I	Aggregate	Aggregate	Diesel	6261234.372	4935476.368	13813.04978	322829093.4	1.268618	0.019
Statewide Totals	2026	Construction and I	Aggregate	Aggregate	Diesel	720048.1836	175076.5403	634.3107677	46089172.46	4.112762	0.016
Statewide Totals	2026	Construction and I	Aggregate	Aggregate	Diesel	47977644.6	25580929.92	41663.20788	2504432034	1.875524	0.019
Statewide Totals	2026	Construction and I	Aggregate	Aggregate	Diesel	1975989.283	931590.1178	2502.915665	73264912.41	2.121093	0.027
Statewide Totals	2026	Industrial - Aerial I	Aggregate	Aggregate	Diesel	3041279.207	2927285.798	9388.023828	184084735.7	1.038942	0.017

										Fuel Consumption Estimate	
Region	Calendar Year	Vehicle Category	Model Year	Horsepower Bin	Fuel	Fuel Consumption	Total_Activity_hpy	Total_Population	Horsepower_Hours_hhpy	gallons per hour	gallons per hp-hr
Statewide Totals	2026	Industrial - Forklift	Aggregate	Aggregate	Diesel	12805012.62	13699674.83	17611.33483	1226093164	0.934695	0.010
Statewide Totals	2026	Industrial - Misc - A	Aggregate	Aggregate	Diesel	2878.932704	0	1342.18078	0		
Statewide Totals	2026	Industrial - Misc - G	Aggregate	Aggregate	Diesel	2238.493472	0	274.9471062	0		
Statewide Totals	2026	Industrial - Misc - S	Aggregate	Aggregate	Diesel	599.8164494	0	112.2195048	0		
Statewide Totals	2026	Industrial - Other G	Aggregate	Aggregate	Diesel	6184453.693	3864525.945	4483.431042	340804255.4	1.600314	0.018
Statewide Totals	2026	Industrial - Other I	Aggregate	Aggregate	Diesel	3625960.443	1056288.227	1348.613668	176935009.4	3.432738	0.020
Statewide Totals	2026	Light Commercial - A	Aggregate	Aggregate	Diesel	997303.2789	899531.55	1286.389974	33282667.35	1.108692	0.030
Statewide Totals	2026	Light Commercial - G	Aggregate	Aggregate	Diesel	4637926.461	1810593.45	15793.45572	59749583.85	2.56155	0.078
Statewide Totals	2026	Light Commercial - I	Aggregate	Aggregate	Diesel	23346.7419	18166.05	471.2920599	690309.9	1.285185	0.034
Statewide Totals	2026	Light Commercial - O	Aggregate	Aggregate	Diesel	2564557.749	945061.65	8223.989557	34967281.05	2.713641	0.073
Statewide Totals	2026	Light Commercial - S	Aggregate	Aggregate	Diesel	5162769.65	3546916.7	9368.414343	163158168.2	1.455566	0.032
Statewide Totals	2027	Construction and I	Aggregate	Aggregate	Diesel	3307130.32	576359.5802	1551.315831	127388842.9	5.737964	0.026
Statewide Totals	2027	Construction and I	Aggregate	Aggregate	Diesel	7820247.57	2271221.769	4667.000438	524891458.6	3.44319	0.015
Statewide Totals	2027	Construction and I	Aggregate	Aggregate	Diesel	19320335.92	4102456.263	8596.548768	870457060.5	4.709456	0.022
Statewide Totals	2027	Construction and I	Aggregate	Aggregate	Diesel	34814646.62	11110459.73	16708.4812	1751896502	3.133502	0.020
Statewide Totals	2027	Construction and I	Aggregate	Aggregate	Diesel	13059315.07	3282208.571	5401.556653	616749531.4	3.978819	0.021
Statewide Totals	2027	Construction and I	Aggregate	Aggregate	Diesel	758.587349	0	123.961823	0		
Statewide Totals	2027	Construction and I	Aggregate	Aggregate	Diesel	1100.14937	0	850.6099216	0		
Statewide Totals	2027	Construction and I	Aggregate	Aggregate	Diesel	42649.04832	30678.25	78.05279301	1012382.25	1.390205	0.042
Statewide Totals	2027	Construction and I	Aggregate	Aggregate	Diesel	88.92442892	0	35.94272223	0		
Statewide Totals	2027	Construction and I	Aggregate	Aggregate	Diesel	634.0268403	0	56.35999945	0		
Statewide Totals	2027	Construction and I	Aggregate	Aggregate	Diesel	2364.207935	0	543.0883619	0		
Statewide Totals	2027	Construction and I	Aggregate	Aggregate	Diesel	167.4555323	0	22.29999979	0		
Statewide Totals	2027	Construction and I	Aggregate	Aggregate	Diesel	283.3169202	0	55.21282337	0		
Statewide Totals	2027	Construction and I	Aggregate	Aggregate	Diesel	791.7547645	0	492.1600238	0		
Statewide Totals	2027	Construction and I	Aggregate	Aggregate	Diesel	4859.717018	0	1489.108441	0		
Statewide Totals	2027	Construction and I	Aggregate	Aggregate	Diesel	116.3656244	0	14.65313171	0		
Statewide Totals	2027	Construction and I	Aggregate	Aggregate	Diesel	30878.87223	11052.2	4323.773974	408931.4	2.793912	0.076
Statewide Totals	2027	Construction and I	Aggregate	Aggregate	Diesel	32460.25217	0	5755.753654	0		
Statewide Totals	2027	Construction and I	Aggregate	Aggregate	Diesel	3035.161674	0	414.3733792	0		
Statewide Totals	2027	Construction and I	Aggregate	Aggregate	Diesel	4086.590141	0	644.496782	0		
Statewide Totals	2027	Construction and I	Aggregate	Aggregate	Diesel	7361077.343	2604573.881	3803.634257	322657338.5	2.826212	0.023
Statewide Totals	2027	Construction and I	Aggregate	Aggregate	Diesel	44263137.06	5543673.984	3981.001259	2244705589	7.984441	0.020
Statewide Totals	2027	Construction and I	Aggregate	Aggregate	Diesel	9863433.234	2648512.333	5756.449258	455969153.6	3.724141	0.022
Statewide Totals	2027	Construction and I	Aggregate	Aggregate	Diesel	2321214.687	832214.6987	2043.060254	107739998.1	2.789202	0.022
Statewide Totals	2027	Construction and I	Aggregate	Aggregate	Diesel	1350009.872	555456.1702	1157.583808	73083178.81	2.430453	0.018
Statewide Totals	2027	Construction and I	Aggregate	Aggregate	Diesel	6018428.024	3774678.173	10650.36894	303343693.5	1.594421	0.020
Statewide Totals	2027	Construction and I	Aggregate	Aggregate	Diesel	6534190.637	3120582.588	10729.44888	313540146.6	2.093901	0.021
Statewide Totals	2027	Construction and I	Aggregate	Aggregate	Diesel	3852616.082	752748.0035	948.6173805	186785873.2	5.118069	0.021
Statewide Totals	2027	Construction and I	Aggregate	Aggregate	Diesel	53197376.63	14058412.06	13906.03925	2847793548	3.784025	0.019
Statewide Totals	2027	Construction and I	Aggregate	Aggregate	Diesel	34589114.38	3771967.635	7813.075779	1384090348	9.170045	0.025
Statewide Totals	2027	Construction and I	Aggregate	Aggregate	Diesel	6332806.952	4992189.324	13913.55603	326502880.6	1.268543	0.019
Statewide Totals	2027	Construction and I	Aggregate	Aggregate	Diesel	728365.7535	177106.5618	638.9261279	46649641.53	4.112585	0.016

										Fuel Consumption Estimate		
Region	Calendar Year	Vehicle Category	Model Year	Horsepower Bin	Fuel	Fuel Consumption	Total_Activity_hpy	Total_Population	Horsepower_Hours_hhpy	gallons per hour	gallons per hp-hr
Statewide Totals	2027	Construction and I	Aggregate	Aggregate	Diesel	48537209.51	25874422.53	41966.35693	2533352509	1.875876	0.019
Statewide Totals	2027	Construction and I	Aggregate	Aggregate	Diesel	1999877.347	942248.7588	2521.127333	74126913.89	2.122452	0.027
Statewide Totals	2027	Industrial - Aerial I	Aggregate	Aggregate	Diesel	3076240.374	2960936.549	9456.332792	186202203.2	1.038942	0.017
Statewide Totals	2027	Industrial - Forklift	Aggregate	Aggregate	Diesel	12952213.24	13857160.08	17739.47809	1240248828	0.934695	0.010
Statewide Totals	2027	Industrial - Misc - A	Aggregate	Aggregate	Diesel	2896.376466	0	1350.448332	0		
Statewide Totals	2027	Industrial - Misc - I	Aggregate	Aggregate	Diesel	2262.102368	0	277.9955195	0		
Statewide Totals	2027	Industrial - Misc - S	Aggregate	Aggregate	Diesel	600.8813206	0	112.4278122	0		
Statewide Totals	2027	Industrial - Other (	Aggregate	Aggregate	Diesel	6255547.371	3908950.784	4516.0533	344721589.7	1.600314	0.018
Statewide Totals	2027	Industrial - Other I	Aggregate	Aggregate	Diesel	3667642.841	1068430.837	1358.426426	178948665.3	3.432738	0.020
Statewide Totals	2027	Light Commercial -	Aggregate	Aggregate	Diesel	1001549.887	903637.8	1292.449793	33434598.6	1.108353	0.030
Statewide Totals	2027	Light Commercial -	Aggregate	Aggregate	Diesel	4658608.93	1818911.8	15866.94961	60024089.4	2.561207	0.078
Statewide Totals	2027	Light Commercial -	Aggregate	Aggregate	Diesel	23496.02784	18239.05	473.361978	693083.9	1.288227	0.034
Statewide Totals	2027	Light Commercial -	Aggregate	Aggregate	Diesel	2575828.662	949423.4	8261.736128	35128665.8	2.713045	0.073
Statewide Totals	2027	Light Commercial -	Aggregate	Aggregate	Diesel	5185175.85	3563290.6	9412.182226	163911367.6	1.455165	0.032
Statewide Totals	2028	Construction and I	Aggregate	Aggregate	Diesel	3343238	582918.4057	1562.462994	128889312.8	5.735345	0.026
Statewide Totals	2028	Construction and I	Aggregate	Aggregate	Diesel	7910789.027	2296851.309	4700.535718	530832280.6	3.444189	0.015
Statewide Totals	2028	Construction and I	Aggregate	Aggregate	Diesel	19541143.38	4148973.461	8658.320279	880350826.2	4.709874	0.022
Statewide Totals	2028	Construction and I	Aggregate	Aggregate	Diesel	35198101.18	11236635.36	16828.54195	1771151838	3.132441	0.020
Statewide Totals	2028	Construction and I	Aggregate	Aggregate	Diesel	13214606.42	3319454.851	5440.370174	624129701	3.980957	0.021
Statewide Totals	2028	Construction and I	Aggregate	Aggregate	Diesel	772.1890053	0	126.180007	0		
Statewide Totals	2028	Construction and I	Aggregate	Aggregate	Diesel	1114.075474	0	861.4500147	0		
Statewide Totals	2028	Construction and I	Aggregate	Aggregate	Diesel	43165.14576	31068.8	79.11550909	1025270.4	1.389341	0.042
Statewide Totals	2028	Construction and I	Aggregate	Aggregate	Diesel	89.97606102	0	36.36778534	0		
Statewide Totals	2028	Construction and I	Aggregate	Aggregate	Diesel	641.5640814	0	57.0300012	0		
Statewide Totals	2028	Construction and I	Aggregate	Aggregate	Diesel	2397.022307	0	550.6245013	0		
Statewide Totals	2028	Construction and I	Aggregate	Aggregate	Diesel	169.2577505	0	22.54000047	0		
Statewide Totals	2028	Construction and I	Aggregate	Aggregate	Diesel	286.5108571	0	55.83525797	0		
Statewide Totals	2028	Construction and I	Aggregate	Aggregate	Diesel	802.0024026	0	498.5300308	0		
Statewide Totals	2028	Construction and I	Aggregate	Aggregate	Diesel	4924.479899	0	1508.624078	0		
Statewide Totals	2028	Construction and I	Aggregate	Aggregate	Diesel	116.9169979	0	14.7225621	0		
Statewide Totals	2028	Construction and I	Aggregate	Aggregate	Diesel	31300.11594	11176.3	4379.044134	413523.1	2.800579	0.076
Statewide Totals	2028	Construction and I	Aggregate	Aggregate	Diesel	32792.79571	0	5815.040882	0		
Statewide Totals	2028	Construction and I	Aggregate	Aggregate	Diesel	3075.587136	0	419.8924391	0		
Statewide Totals	2028	Construction and I	Aggregate	Aggregate	Diesel	4132.24004	0	651.3680249	0		
Statewide Totals	2028	Construction and I	Aggregate	Aggregate	Diesel	7448166.032	2634170.835	3830.965718	326327690.1	2.827518	0.023
Statewide Totals	2028	Construction and I	Aggregate	Aggregate	Diesel	44768333.11	5606617.501	4009.607211	2271853368	7.984909	0.020
Statewide Totals	2028	Construction and I	Aggregate	Aggregate	Diesel	9975678.72	2678735.137	5797.8129	461021501.6	3.724026	0.022
Statewide Totals	2028	Construction and I	Aggregate	Aggregate	Diesel	2347177.449	841672.7365	2057.740903	108942907.6	2.788706	0.022
Statewide Totals	2028	Construction and I	Aggregate	Aggregate	Diesel	1365399.315	561742.8056	1165.901763	73929550.44	2.430649	0.018
Statewide Totals	2028	Construction and I	Aggregate	Aggregate	Diesel	6086726.652	3817527.137	10726.89841	306708003.6	1.594416	0.020
Statewide Totals	2028	Construction and I	Aggregate	Aggregate	Diesel	6608685.141	3156669.821	10806.5466	317177532.8	2.093562	0.021
Statewide Totals	2028	Construction and I	Aggregate	Aggregate	Diesel	3895693.855	761253.6287	955.4337822	188781543.6	5.117472	0.021
Statewide Totals	2028	Construction and I	Aggregate	Aggregate	Diesel	53782000.45	14217999.98	14005.96273	2879015690	3.78267	0.019

										Fuel Consumption Estimate	
Region	Calendar Year	Vehicle Category	Model Year	Horsepower Bin	Fuel	Fuel Consumption	Total_Activity_hpy	Total_Population	Horsepower_Hours_hhpy	gallons per hour	gallons per hp-hr
Statewide Totals	2028	Construction and I	Aggregate	Aggregate	Diesel	34992812.95	3814922.202	7869.217554	1400499065	9.172615	0.025
Statewide Totals	2028	Construction and I	Aggregate	Aggregate	Diesel	6404801.099	5048872.625	14013.53353	330242642.7	1.268561	0.019
Statewide Totals	2028	Construction and I	Aggregate	Aggregate	Diesel	735895.7055	179099.9796	643.5172067	47158614.71	4.108854	0.016
Statewide Totals	2028	Construction and I	Aggregate	Aggregate	Diesel	49107648.73	26169178.09	42267.91113	2563347597	1.876545	0.019
Statewide Totals	2028	Construction and I	Aggregate	Aggregate	Diesel	2022732.507	952908.2947	2539.24319	74959826.24	2.122694	0.027
Statewide Totals	2028	Industrial - Aerial I	Aggregate	Aggregate	Diesel	3111201.542	2994587.3	9524.282383	188319222.2	1.038942	0.017
Statewide Totals	2028	Industrial - Forklift	Aggregate	Aggregate	Diesel	13099413.87	14014645.34	17866.9472	1254452938	0.934695	0.010
Statewide Totals	2028	Industrial - Misc - A	Aggregate	Aggregate	Diesel	2918.676424	0	1360.940268	0		
Statewide Totals	2028	Industrial - Misc - I	Aggregate	Aggregate	Diesel	2284.59333	0	280.7752163	0		
Statewide Totals	2028	Industrial - Misc - S	Aggregate	Aggregate	Diesel	605.9954558	0	113.4021926	0		
Statewide Totals	2028	Industrial - Other (	Aggregate	Aggregate	Diesel	6326641.048	3953375.623	4548.503932	348654309.2	1.600314	0.018
Statewide Totals	2028	Industrial - Other I	Aggregate	Aggregate	Diesel	3709325.239	1080573.448	1368.187558	181009884.1	3.432738	0.020
Statewide Totals	2028	Light Commercial	Aggregate	Aggregate	Diesel	1005974.088	907879.1	1298.359582	33591526.7	1.108049	0.030
Statewide Totals	2028	Light Commercial	Aggregate	Aggregate	Diesel	4679834.964	1827569.6	15941.45433	60309796.8	2.560688	0.078
Statewide Totals	2028	Light Commercial	Aggregate	Aggregate	Diesel	23631.11685	18396	475.5416068	699048	1.284579	0.034
Statewide Totals	2028	Light Commercial	Aggregate	Aggregate	Diesel	2587549.246	953978.6	8300.873326	35297208.2	2.712377	0.073
Statewide Totals	2028	Light Commercial	Aggregate	Aggregate	Diesel	5208376.954	3580062.35	9456.660182	164682868.1	1.454829	0.032
Statewide Totals	2029	Construction and I	Aggregate	Aggregate	Diesel	3382726.254	589448.0068	1573.552121	130332106.7	5.738803	0.026
Statewide Totals	2029	Construction and I	Aggregate	Aggregate	Diesel	7999152.747	2322767.955	4733.896406	536817924.3	3.443802	0.015
Statewide Totals	2029	Construction and I	Aggregate	Aggregate	Diesel	19755252.3	4195602.057	8719.770196	889986264.7	4.708562	0.022
Statewide Totals	2029	Construction and I	Aggregate	Aggregate	Diesel	35593489.29	11362909.38	16947.97765	1790897466	3.132427	0.020
Statewide Totals	2029	Construction and I	Aggregate	Aggregate	Diesel	13371472.06	3356785.333	5478.981623	631454326	3.983416	0.021
Statewide Totals	2029	Construction and I	Aggregate	Aggregate	Diesel	782.9551658	0	127.9049348	0		
Statewide Totals	2029	Construction and I	Aggregate	Aggregate	Diesel	1128.159079	0	872.3099393	0		
Statewide Totals	2029	Construction and I	Aggregate	Aggregate	Diesel	43724.64613	31455.7	79.94518105	1038038.1	1.390039	0.042
Statewide Totals	2029	Construction and I	Aggregate	Aggregate	Diesel	91.12349776	0	36.83157244	0		
Statewide Totals	2029	Construction and I	Aggregate	Aggregate	Diesel	650.2262252	0	57.79999666	0		
Statewide Totals	2029	Construction and I	Aggregate	Aggregate	Diesel	2429.940138	0	558.1848277	0		
Statewide Totals	2029	Construction and I	Aggregate	Aggregate	Diesel	171.5855932	0	22.84999868	0		
Statewide Totals	2029	Construction and I	Aggregate	Aggregate	Diesel	289.8590343	0	56.48775197	0		
Statewide Totals	2029	Construction and I	Aggregate	Aggregate	Diesel	812.0086805	0	504.7499905	0		
Statewide Totals	2029	Construction and I	Aggregate	Aggregate	Diesel	4986.125717	0	1527.337001	0		
Statewide Totals	2029	Construction and I	Aggregate	Aggregate	Diesel	117.7426388	0	14.82652957	0		
Statewide Totals	2029	Construction and I	Aggregate	Aggregate	Diesel	31695.85759	11362.45	4434.401002	420410.65	2.789527	0.075
Statewide Totals	2029	Construction and I	Aggregate	Aggregate	Diesel	33138.34786	0	5876.504363	0		
Statewide Totals	2029	Construction and I	Aggregate	Aggregate	Diesel	3115.975573	0	425.4064435	0		
Statewide Totals	2029	Construction and I	Aggregate	Aggregate	Diesel	4172.66965	0	657.6475452	0		
Statewide Totals	2029	Construction and I	Aggregate	Aggregate	Diesel	7532936.655	2663729.565	3858.154886	330242745.5	2.827966	0.023
Statewide Totals	2029	Construction and I	Aggregate	Aggregate	Diesel	45281300.82	5669652.256	4038.064235	2297057125	7.98661	0.020
Statewide Totals	2029	Construction and I	Aggregate	Aggregate	Diesel	10090789.09	2708780.187	5838.961195	466489469.5	3.725215	0.022
Statewide Totals	2029	Construction and I	Aggregate	Aggregate	Diesel	2372654.916	851121.3441	2072.345122	110178496.3	2.787681	0.022
Statewide Totals	2029	Construction and I	Aggregate	Aggregate	Diesel	1380829.789	568089.1112	1174.176412	74739337.19	2.430657	0.018
Statewide Totals	2029	Construction and I	Aggregate	Aggregate	Diesel	6154843.362	3860439.001	10803.02946	310114102.1	1.594338	0.020

										Fuel Consumption Estimate		
Region	Calendar Year	Vehicle Category	Model Year	Horsepower Bin	Fuel	Fuel Consumption	Total_Activity_hpy	Total_Population	Horsepower_Hours_hhpy	gallons per hour	gallons per hp-hr
Statewide Totals	2029	Construction and I	Aggregate	Aggregate	Diesel	6683232.87	3191297.886	10883.24293	320686124.7	2.094205	0.021
Statewide Totals	2029	Construction and I	Aggregate	Aggregate	Diesel	3936100.46	769844.8965	962.2146963	190853130.5	5.112849	0.021
Statewide Totals	2029	Construction and I	Aggregate	Aggregate	Diesel	54370163.85	14377793.46	14105.36599	2911559425	3.781537	0.019
Statewide Totals	2029	Construction and I	Aggregate	Aggregate	Diesel	35386937.5	3857581.974	7925.067042	1416427713	9.173347	0.025
Statewide Totals	2029	Construction and I	Aggregate	Aggregate	Diesel	6480488.322	5105535.109	14112.99051	333964867.2	1.269306	0.019
Statewide Totals	2029	Construction and I	Aggregate	Aggregate	Diesel	743830.6555	181089.3983	648.0843834	47666893.56	4.107533	0.016
Statewide Totals	2029	Construction and I	Aggregate	Aggregate	Diesel	49669402.43	26462977.66	42567.89536	2592935509	1.876939	0.019
Statewide Totals	2029	Construction and I	Aggregate	Aggregate	Diesel	2044105.616	963577.0578	2557.264732	75760883.93	2.121372	0.027
Statewide Totals	2029	Industrial - Aerial I	Aggregate	Aggregate	Diesel	3146162.71	3028238.051	9591.878214	190429997.5	1.038942	0.017
Statewide Totals	2029	Industrial - Forklift	Aggregate	Aggregate	Diesel	13246614.49	14172130.59	17993.75267	1268463472	0.934695	0.010
Statewide Totals	2029	Industrial - Misc - A	Aggregate	Aggregate	Diesel	2944.008798	0	1372.803537	0		
Statewide Totals	2029	Industrial - Misc - (	Aggregate	Aggregate	Diesel	2311.787373	0	283.8880525	0		
Statewide Totals	2029	Industrial - Misc - S	Aggregate	Aggregate	Diesel	609.2555618	0	114.0612358	0		
Statewide Totals	2029	Industrial - Other (	Aggregate	Aggregate	Diesel	6397734.725	3997800.462	4580.785619	352580041.5	1.600314	0.018
Statewide Totals	2029	Industrial - Other I	Aggregate	Aggregate	Diesel	3751007.638	1092716.059	1377.897873	183026218.7	3.432738	0.020
Statewide Totals	2029	Light Commercial	Aggregate	Aggregate	Diesel	1010692.731	912346.7	1305.019677	33756827.9	1.107795	0.030
Statewide Totals	2029	Light Commercial	Aggregate	Aggregate	Diesel	4702048.986	1836493.85	16019.18886	60604297.05	2.56034	0.078
Statewide Totals	2029	Light Commercial	Aggregate	Aggregate	Diesel	23715.29755	18472.65	477.5416428	701960.7	1.283806	0.034
Statewide Totals	2029	Light Commercial	Aggregate	Aggregate	Diesel	2599705.13	958621.4	8341.530152	35468991.8	2.711921	0.073
Statewide Totals	2029	Light Commercial	Aggregate	Aggregate	Diesel	5232572.622	3597520.3	9502.588016	165485933.8	1.454494	0.032
Statewide Totals	2030	Construction and I	Aggregate	Aggregate	Diesel	3420316.192	595998.1419	1584.584112	131780398.8	5.738803	0.026
Statewide Totals	2030	Construction and I	Aggregate	Aggregate	Diesel	8088041.894	2348579.296	4767.085202	542783217	3.443802	0.015
Statewide Totals	2030	Construction and I	Aggregate	Aggregate	Diesel	19974778.99	4242224.931	8780.903487	899876077.2	4.708562	0.022
Statewide Totals	2030	Construction and I	Aggregate	Aggregate	Diesel	35989015.55	11489177.67	17066.79794	1810798492	3.132427	0.020
Statewide Totals	2030	Construction and I	Aggregate	Aggregate	Diesel	13520060.14	3394087.007	5517.394124	638471248.7	3.983416	0.021
Statewide Totals	2030	Construction and I	Aggregate	Aggregate	Diesel	791.8007351	0	129.3253088	0		
Statewide Totals	2030	Construction and I	Aggregate	Aggregate	Diesel	1142.405398	0	883.3500073	0		
Statewide Totals	2030	Construction and I	Aggregate	Aggregate	Diesel	44251.88733	31875.45	80.94842078	1051889.85	1.388275	0.042
Statewide Totals	2030	Construction and I	Aggregate	Aggregate	Diesel	92.28579871	0	37.30136776	0		
Statewide Totals	2030	Construction and I	Aggregate	Aggregate	Diesel	657.5384777	0	58.44999908	0		
Statewide Totals	2030	Construction and I	Aggregate	Aggregate	Diesel	2463.138705	0	565.8068913	0		
Statewide Totals	2030	Construction and I	Aggregate	Aggregate	Diesel	174.1387338	0	23.18999963	0		
Statewide Totals	2030	Construction and I	Aggregate	Aggregate	Diesel	293.480886	0	57.19357797	0		
Statewide Totals	2030	Construction and I	Aggregate	Aggregate	Diesel	822.0954045	0	511.0199694	0		
Statewide Totals	2030	Construction and I	Aggregate	Aggregate	Diesel	5046.781274	0	1545.800142	0		
Statewide Totals	2030	Construction and I	Aggregate	Aggregate	Diesel	118.4116864	0	14.91077814	0		
Statewide Totals	2030	Construction and I	Aggregate	Aggregate	Diesel	32095.08238	11504.8	4489.749799	425677.6	2.789712	0.075
Statewide Totals	2030	Construction and I	Aggregate	Aggregate	Diesel	33480.14293	0	5937.177268	0		
Statewide Totals	2030	Construction and I	Aggregate	Aggregate	Diesel	3156.577237	0	430.9495554	0		
Statewide Totals	2030	Construction and I	Aggregate	Aggregate	Diesel	4208.921191	0	663.1713969	0		
Statewide Totals	2030	Construction and I	Aggregate	Aggregate	Diesel	7616645.06	2693329.781	3885.20396	333912508.7	2.827966	0.023
Statewide Totals	2030	Construction and I	Aggregate	Aggregate	Diesel	45784481.14	5732655.248	4066.374632	2322582760	7.98661	0.020
Statewide Totals	2030	Construction and I	Aggregate	Aggregate	Diesel	10202921.17	2738881.02	5879.897471	471673249.9	3.725215	0.022

										Fuel Consumption Estimate	
Region	Calendar Year	Vehicle Category	Model Year	Horsepower Bin	Fuel	Fuel Consumption	Total_Activity_hpy	Total_Population	Horsepower_Hours_hhpy	gallons per hour	gallons per hp-hr
Statewide Totals	2030	Construction and I	Aggregate	Aggregate	Diesel	2399020.617	860579.2771	2086.874092	111402835	2.787681	0.022
Statewide Totals	2030	Construction and I	Aggregate	Aggregate	Diesel	1396174.012	574401.8993	1182.408426	75569864.64	2.430657	0.018
Statewide Totals	2030	Construction and I	Aggregate	Aggregate	Diesel	6223237.952	3903337.436	10878.76824	313560189.4	1.594338	0.020
Statewide Totals	2030	Construction and I	Aggregate	Aggregate	Diesel	6757499.094	3226760.61	10959.54407	324249691.6	2.094205	0.021
Statewide Totals	2030	Construction and I	Aggregate	Aggregate	Diesel	3979839.669	778399.6596	968.9606713	192973951.6	5.112849	0.021
Statewide Totals	2030	Construction and I	Aggregate	Aggregate	Diesel	54974342.53	14537564.1	14204.25707	2943913605	3.781537	0.019
Statewide Totals	2030	Construction and I	Aggregate	Aggregate	Diesel	35780168.49	3900448.661	7980.628763	1432167512	9.173347	0.025
Statewide Totals	2030	Construction and I	Aggregate	Aggregate	Diesel	6552501.584	5162269.45	14211.93504	337675991.8	1.269306	0.019
Statewide Totals	2030	Construction and I	Aggregate	Aggregate	Diesel	752096.3399	183101.7217	652.6280274	48196583.35	4.107533	0.016
Statewide Totals	2030	Construction and I	Aggregate	Aggregate	Diesel	50221344.74	26757042.74	42866.33391	2621749039	1.876939	0.019
Statewide Totals	2030	Construction and I	Aggregate	Aggregate	Diesel	2066820.373	974284.6347	2575.193416	76602763.14	2.121372	0.027
Statewide Totals	2030	Industrial - Aerial I	Aggregate	Aggregate	Diesel	3181123.878	3061888.802	9659.125754	192546116.6	1.038942	0.017
Statewide Totals	2030	Industrial - Forklift	Aggregate	Aggregate	Diesel	13393815.11	14329615.84	18119.90477	1282559045	0.934695	0.010
Statewide Totals	2030	Industrial - Misc -	Aggregate	Aggregate	Diesel	2970.129104	0	1384.997413	0		
Statewide Totals	2030	Industrial - Misc -	Aggregate	Aggregate	Diesel	2333.308595	0	286.4299386	0		
Statewide Totals	2030	Industrial - Misc -	Aggregate	Aggregate	Diesel	612.4171377	0	114.6332109	0		
Statewide Totals	2030	Industrial - Other	Aggregate	Aggregate	Diesel	6468828.403	4042225.301	4612.900972	356498023.9	1.600314	0.018
Statewide Totals	2030	Industrial - Other I	Aggregate	Aggregate	Diesel	3792690.036	1104858.67	1387.558154	185060064.7	3.432738	0.020
Statewide Totals	2030	Light Commercial	Aggregate	Aggregate	Diesel	1015599.13	916931.1	1311.489405	33926450.7	1.107607	0.030
Statewide Totals	2030	Light Commercial	Aggregate	Aggregate	Diesel	4725348.491	1845775.8	16100.07286	60910601.4	2.560088	0.078
Statewide Totals	2030	Light Commercial	Aggregate	Aggregate	Diesel	23914.59433	18585.8	480.211166	706260.4	1.286713	0.034
Statewide Totals	2030	Light Commercial	Aggregate	Aggregate	Diesel	2612616.092	963516.05	8383.586917	35650093.85	2.711544	0.073
Statewide Totals	2030	Light Commercial	Aggregate	Aggregate	Diesel	5257990.842	3615686.35	9550.626103	166321572.1	1.454217	0.032
Statewide Totals	2031	Construction and I	Aggregate	Aggregate	Diesel	3457906.129	602548.2769	1595.559839	133228691	5.738803	0.026
Statewide Totals	2031	Construction and I	Aggregate	Aggregate	Diesel	8176931.042	2374390.638	4800.104735	548748509.7	3.443802	0.015
Statewide Totals	2031	Construction and I	Aggregate	Aggregate	Diesel	20194305.68	4288847.804	8841.724999	909765889.6	4.708562	0.022
Statewide Totals	2031	Construction and I	Aggregate	Aggregate	Diesel	36384541.8	11615445.96	17185.01225	1830699519	3.132427	0.020
Statewide Totals	2031	Construction and I	Aggregate	Aggregate	Diesel	13668648.22	3431388.681	5555.610721	645488171.4	3.983416	0.021
Statewide Totals	2031	Construction and I	Aggregate	Aggregate	Diesel	798.84842	0	130.4569851	0		
Statewide Totals	2031	Construction and I	Aggregate	Aggregate	Diesel	1156.482718	0	894.2399812	0		
Statewide Totals	2031	Construction and I	Aggregate	Aggregate	Diesel	44767.99162	32309.8	82.05256932	1066223.4	1.385586	0.042
Statewide Totals	2031	Construction and I	Aggregate	Aggregate	Diesel	93.49802122	0	37.79134038	0		
Statewide Totals	2031	Construction and I	Aggregate	Aggregate	Diesel	666.988148	0	59.29000089	0		
Statewide Totals	2031	Construction and I	Aggregate	Aggregate	Diesel	2495.465873	0	573.2335371	0		
Statewide Totals	2031	Construction and I	Aggregate	Aggregate	Diesel	176.1662295	0	23.46000035	0		
Statewide Totals	2031	Construction and I	Aggregate	Aggregate	Diesel	297.0300556	0	57.88524107	0		
Statewide Totals	2031	Construction and I	Aggregate	Aggregate	Diesel	832.262644	0	517.3400012	0		
Statewide Totals	2031	Construction and I	Aggregate	Aggregate	Diesel	5106.580244	0	1564.014771	0		
Statewide Totals	2031	Construction and I	Aggregate	Aggregate	Diesel	119.3884571	0	15.03377613	0		
Statewide Totals	2031	Construction and I	Aggregate	Aggregate	Diesel	32491.12331	11643.5	4545.120774	430809.5	2.790495	0.075
Statewide Totals	2031	Construction and I	Aggregate	Aggregate	Diesel	33818.26469	0	5997.137806	0		
Statewide Totals	2031	Construction and I	Aggregate	Aggregate	Diesel	3197.346571	0	436.5155688	0		
Statewide Totals	2031	Construction and I	Aggregate	Aggregate	Diesel	4240.409672	0	668.337712	0		

										Fuel Consumption Estimate	
Region	Calendar Year	Vehicle Category	Model Year	Horsepower Bin	Fuel	Fuel Consumption	Total_Activity_hpy	Total_Population	Horsepower_Hours_hhpy	gallons per hour	gallons per hp-hr
Statewide Totals	2031	Construction and I	Aggregate	Aggregate	Diesel	7700353.465	2722929.997	3912.115083	337582271.8	2.827966	0.023
Statewide Totals	2031	Construction and I	Aggregate	Aggregate	Diesel	46287661.46	5795658.24	4094.540647	2348108394	7.98661	0.020
Statewide Totals	2031	Construction and I	Aggregate	Aggregate	Diesel	10315053.25	2768981.853	5920.624972	476857030.3	3.725215	0.022
Statewide Totals	2031	Construction and I	Aggregate	Aggregate	Diesel	2425386.319	870037.21	2101.328965	112627173.7	2.787681	0.022
Statewide Totals	2031	Construction and I	Aggregate	Aggregate	Diesel	1411518.235	580714.6875	1190.598457	76400392.09	2.430657	0.018
Statewide Totals	2031	Construction and I	Aggregate	Aggregate	Diesel	6291632.543	3946235.87	10954.12075	317006276.6	1.594338	0.020
Statewide Totals	2031	Construction and I	Aggregate	Aggregate	Diesel	6831765.318	3262223.334	11035.45609	327813258.6	2.094205	0.021
Statewide Totals	2031	Construction and I	Aggregate	Aggregate	Diesel	4023578.878	786954.4226	975.6722418	195094772.8	5.112849	0.021
Statewide Totals	2031	Construction and I	Aggregate	Aggregate	Diesel	55578521.2	14697334.75	14302.6438	2976267786	3.781537	0.019
Statewide Totals	2031	Construction and I	Aggregate	Aggregate	Diesel	36173399.47	3943315.347	8035.907118	1447907310	9.173347	0.025
Statewide Totals	2031	Construction and I	Aggregate	Aggregate	Diesel	6624514.846	5219003.792	14310.37496	341387116.3	1.269306	0.019
Statewide Totals	2031	Construction and I	Aggregate	Aggregate	Diesel	760362.0244	185114.0451	657.1484988	48726273.14	4.107533	0.016
Statewide Totals	2031	Construction and I	Aggregate	Aggregate	Diesel	50773287.05	27051107.83	43163.25042	2650562569	1.876939	0.019
Statewide Totals	2031	Construction and I	Aggregate	Aggregate	Diesel	2089535.129	984992.2116	2593.030665	77444642.35	2.121372	0.027
Statewide Totals	2031	Industrial - Aerial I	Aggregate	Aggregate	Diesel	3216085.045	3095539.553	9726.03033	194662235.8	1.038942	0.017
Statewide Totals	2031	Industrial - Forklift	Aggregate	Aggregate	Diesel	13541015.73	14487101.1	18245.4135	1296654617	0.934695	0.010
Statewide Totals	2031	Industrial - Misc - A	Aggregate	Aggregate	Diesel	2994.161606	0	1396.203355	0		
Statewide Totals	2031	Industrial - Misc - (	Aggregate	Aggregate	Diesel	2352.166348	0	288.6851504	0		
Statewide Totals	2031	Industrial - Misc - S	Aggregate	Aggregate	Diesel	615.2121108	0	115.1077725	0		
Statewide Totals	2031	Industrial - Other (	Aggregate	Aggregate	Diesel	6539922.08	4086650.141	4644.852538	360416006.2	1.600314	0.018
Statewide Totals	2031	Industrial - Other I	Aggregate	Aggregate	Diesel	3834372.434	1117001.281	1397.169168	187093910.7	3.432738	0.020
Statewide Totals	2031	Light Commercial ·	Aggregate	Aggregate	Diesel	1020740.046	921741.8	1318.159338	34104446.6	1.107403	0.030
Statewide Totals	2031	Light Commercial ·	Aggregate	Aggregate	Diesel	4749890.542	1855411.8	16185.07677	61228589.4	2.56002	0.078
Statewide Totals	2031	Light Commercial ·	Aggregate	Aggregate	Diesel	24022.95235	18695.3	482.7610991	710421.4	1.284973	0.034
Statewide Totals	2031	Light Commercial ·	Aggregate	Aggregate	Diesel	2626132.683	968531.15	8427.893429	35835652.55	2.711459	0.073
Statewide Totals	2031	Light Commercial ·	Aggregate	Aggregate	Diesel	5285084.479	3634768.55	9600.323764	167199353.3	1.454036	0.032
Statewide Totals	2032	Construction and I	Aggregate	Aggregate	Diesel	3495496.067	609098.412	1606.480155	134676983.1	5.738803	0.026
Statewide Totals	2032	Construction and I	Aggregate	Aggregate	Diesel	8265820.189	2400201.979	4832.957568	554713802.4	3.443802	0.015
Statewide Totals	2032	Construction and I	Aggregate	Aggregate	Diesel	20413832.37	4335470.678	8902.239453	919655702	4.708562	0.022
Statewide Totals	2032	Construction and I	Aggregate	Aggregate	Diesel	36780068.05	11741714.24	17302.62976	1850600545	3.132427	0.020
Statewide Totals	2032	Construction and I	Aggregate	Aggregate	Diesel	13817236.3	3468690.354	5593.634381	652505094.2	3.983416	0.021
Statewide Totals	2032	Construction and I	Aggregate	Aggregate	Diesel	805.9184327	0	131.5885519	0		
Statewide Totals	2032	Construction and I	Aggregate	Aggregate	Diesel	1170.563984	0	905.1299823	0		
Statewide Totals	2032	Construction and I	Aggregate	Aggregate	Diesel	45360.58886	32674.8	82.90387103	1078268.4	1.388244	0.042
Statewide Totals	2032	Construction and I	Aggregate	Aggregate	Diesel	94.65030462	0	38.25708651	0		
Statewide Totals	2032	Construction and I	Aggregate	Aggregate	Diesel	675.3128397	0	60.02999985	0		
Statewide Totals	2032	Construction and I	Aggregate	Aggregate	Diesel	2528.019081	0	580.7097372	0		
Statewide Totals	2032	Construction and I	Aggregate	Aggregate	Diesel	178.7944508	0	23.80999994	0		
Statewide Totals	2032	Construction and I	Aggregate	Aggregate	Diesel	300.5273055	0	58.56678493	0		
Statewide Totals	2032	Construction and I	Aggregate	Aggregate	Diesel	842.4298276	0	523.6599953	0		
Statewide Totals	2032	Construction and I	Aggregate	Aggregate	Diesel	5165.516182	0	1581.928462	0		
Statewide Totals	2032	Construction and I	Aggregate	Aggregate	Diesel	120.6499595	0	15.19262839	0		
Statewide Totals	2032	Construction and I	Aggregate	Aggregate	Diesel	32901.31604	11811.4	4600.505721	437021.8	2.785556	0.075

										Fuel Consumption Estimate	
Region	Calendar Year	Vehicle Category	Model Year	Horsepower Bin	Fuel	Fuel Consumption	Total_Activity_hpy	Total_Population	Horsepower_Hours_hhpy	gallons per hour	gallons per hp-hr
Statewide Totals	2032	Construction and I	Aggregate	Aggregate	Diesel	34155.82168	0	6056.998267	0		
Statewide Totals	2032	Construction and I	Aggregate	Aggregate	Diesel	3236.667964	0	441.8838887	0		
Statewide Totals	2032	Construction and I	Aggregate	Aggregate	Diesel	4272.868776	0	673.5320299	0		
Statewide Totals	2032	Construction and I	Aggregate	Aggregate	Diesel	7784061.87	2752530.213	3938.890346	341252035	2.827966	0.023
Statewide Totals	2032	Construction and I	Aggregate	Aggregate	Diesel	46790841.78	5858661.231	4122.564465	2373634029	7.98661	0.020
Statewide Totals	2032	Construction and I	Aggregate	Aggregate	Diesel	10427185.33	2799082.686	5961.14686	482040810.7	3.725215	0.022
Statewide Totals	2032	Construction and I	Aggregate	Aggregate	Diesel	2451752.02	879495.143	2115.710861	113851512.5	2.787681	0.022
Statewide Totals	2032	Construction and I	Aggregate	Aggregate	Diesel	1426862.458	587027.4756	1198.74714	77230919.55	2.430657	0.018
Statewide Totals	2032	Construction and I	Aggregate	Aggregate	Diesel	6360027.134	3989134.305	11029.09285	320452363.8	1.594338	0.020
Statewide Totals	2032	Construction and I	Aggregate	Aggregate	Diesel	6906031.542	3297686.058	11110.98485	331376825.5	2.094205	0.021
Statewide Totals	2032	Construction and I	Aggregate	Aggregate	Diesel	4067318.087	795509.1857	982.3499289	197215593.9	5.112849	0.021
Statewide Totals	2032	Construction and I	Aggregate	Aggregate	Diesel	56182699.88	14857105.39	14400.53382	3008621967	3.781537	0.019
Statewide Totals	2032	Construction and I	Aggregate	Aggregate	Diesel	36566630.45	3986182.033	8090.906401	1463647109	9.173347	0.025
Statewide Totals	2032	Construction and I	Aggregate	Aggregate	Diesel	6696528.108	5275738.133	14408.3179	345098240.9	1.269306	0.019
Statewide Totals	2032	Construction and I	Aggregate	Aggregate	Diesel	768627.7089	187126.3685	661.6461486	49255962.93	4.107533	0.016
Statewide Totals	2032	Construction and I	Aggregate	Aggregate	Diesel	51325229.35	27345172.91	43458.66795	2679376099	1.876939	0.019
Statewide Totals	2032	Construction and I	Aggregate	Aggregate	Diesel	2112249.885	995699.7885	2610.777862	78286521.55	2.121372	0.027
Statewide Totals	2032	Industrial - Aerial I	Aggregate	Aggregate	Diesel	3251046.213	3129190.305	9792.597139	196778354.9	1.038942	0.017
Statewide Totals	2032	Industrial - Forklift	Aggregate	Aggregate	Diesel	13688216.36	14644586.35	18370.28859	1310750190	0.934695	0.010
Statewide Totals	2032	Industrial - Misc - A	Aggregate	Aggregate	Diesel	3017.575588	0	1407.121072	0		
Statewide Totals	2032	Industrial - Misc - (	Aggregate	Aggregate	Diesel	2369.804652	0	290.7897072	0		
Statewide Totals	2032	Industrial - Misc - S	Aggregate	Aggregate	Diesel	620.2055733	0	116.0548633	0		
Statewide Totals	2032	Industrial - Other (	Aggregate	Aggregate	Diesel	6611015.758	4131074.98	4676.642795	364333988.6	1.600314	0.018
Statewide Totals	2032	Industrial - Other I	Aggregate	Aggregate	Diesel	3876054.832	1129143.892	1406.73166	189127756.6	3.432738	0.020
Statewide Totals	2032	Light Commercial	Aggregate	Aggregate	Diesel	1026321.963	926972.25	1325.589322	34297973.25	1.107177	0.030
Statewide Totals	2032	Light Commercial	Aggregate	Aggregate	Diesel	4776103.739	1865836.2	16274.68997	61572594.6	2.559766	0.078
Statewide Totals	2032	Light Commercial	Aggregate	Aggregate	Diesel	24117.79503	18830.35	485.4608786	715553.3	1.280794	0.034
Statewide Totals	2032	Light Commercial	Aggregate	Aggregate	Diesel	2640569.062	973998.85	8474.439687	36037957.45	2.71106	0.073
Statewide Totals	2032	Light Commercial	Aggregate	Aggregate	Diesel	5314081.642	3654996.85	9654.501371	168129855.1	1.453922	0.032
Statewide Totals	2033	Construction and I	Aggregate	Aggregate	Diesel	3533086.004	615648.547	1617.345891	136125275.2	5.738803	0.026
Statewide Totals	2033	Construction and I	Aggregate	Aggregate	Diesel	8354709.336	2426013.321	4865.646201	560679095.1	3.443802	0.015
Statewide Totals	2033	Construction and I	Aggregate	Aggregate	Diesel	20633359.06	4382093.552	8962.451453	929545514.4	4.708562	0.022
Statewide Totals	2033	Construction and I	Aggregate	Aggregate	Diesel	37175594.31	11867982.53	17419.6594	1870501571	3.132427	0.020
Statewide Totals	2033	Construction and I	Aggregate	Aggregate	Diesel	13965824.38	3505992.028	5631.467998	659522016.9	3.983416	0.021
Statewide Totals	2033	Construction and I	Aggregate	Aggregate	Diesel	812.9750766	0	132.7578952	0		
Statewide Totals	2033	Construction and I	Aggregate	Aggregate	Diesel	1184.695378	0	915.98995	0		
Statewide Totals	2033	Construction and I	Aggregate	Aggregate	Diesel	45858.45467	33058.05	83.93042853	1090915.65	1.38721	0.042
Statewide Totals	2033	Construction and I	Aggregate	Aggregate	Diesel	95.70537301	0	38.68353887	0		
Statewide Totals	2033	Construction and I	Aggregate	Aggregate	Diesel	683.3000519	0	60.74000087	0		
Statewide Totals	2033	Construction and I	Aggregate	Aggregate	Diesel	2560.082761	0	588.0755953	0		
Statewide Totals	2033	Construction and I	Aggregate	Aggregate	Diesel	181.347588	0	24.15000035	0		
Statewide Totals	2033	Construction and I	Aggregate	Aggregate	Diesel	303.9317451	0	59.23024236	0		
Statewide Totals	2033	Construction and I	Aggregate	Aggregate	Diesel	852.5327349	0	529.9400264	0		

										Fuel Consumption Estimate	
Region	Calendar Year	Vehicle Category	Model Year	Horsepower Bin	Fuel	Fuel Consumption	Total_Activity_hpy	Total_Population	Horsepower_Hours_hhpy	gallons per hour	gallons per hp-hr
Statewide Totals	2033	Construction and I	Aggregate	Aggregate	Diesel	5223.731452	0	1599.805744	0		
Statewide Totals	2033	Construction and I	Aggregate	Aggregate	Diesel	122.1826813	0	15.38563393	0		
Statewide Totals	2033	Construction and I	Aggregate	Aggregate	Diesel	33282.67339	11957.4	4655.917571	442423.8	2.783437	0.075
Statewide Totals	2033	Construction and I	Aggregate	Aggregate	Diesel	34500.73575	0	6118.163351	0		
Statewide Totals	2033	Construction and I	Aggregate	Aggregate	Diesel	3277.709449	0	447.4870512	0		
Statewide Totals	2033	Construction and I	Aggregate	Aggregate	Diesel	4304.391854	0	679.0512508	0		
Statewide Totals	2033	Construction and I	Aggregate	Aggregate	Diesel	7867770.274	2782130.429	3965.531785	344921798.2	2.827966	0.023
Statewide Totals	2033	Construction and I	Aggregate	Aggregate	Diesel	47294022.1	5921664.223	4150.448218	2399159663	7.98661	0.020
Statewide Totals	2033	Construction and I	Aggregate	Aggregate	Diesel	10539317.41	2829183.519	6001.466217	487224591.1	3.725215	0.022
Statewide Totals	2033	Construction and I	Aggregate	Aggregate	Diesel	2478117.721	888953.076	2130.020877	115075851.2	2.787681	0.022
Statewide Totals	2033	Construction and I	Aggregate	Aggregate	Diesel	1442206.681	593340.2638	1206.855096	78061447	2.430657	0.018
Statewide Totals	2033	Construction and I	Aggregate	Aggregate	Diesel	6428421.725	4032032.74	11103.69023	323898451.1	1.594338	0.020
Statewide Totals	2033	Construction and I	Aggregate	Aggregate	Diesel	6980297.766	3333148.783	11186.13613	334940392.4	2.094205	0.021
Statewide Totals	2033	Construction and I	Aggregate	Aggregate	Diesel	4111057.296	804063.9487	988.9942407	199336415	5.112849	0.021
Statewide Totals	2033	Construction and I	Aggregate	Aggregate	Diesel	56786878.55	15016876.04	14497.93459	3040976148	3.781537	0.019
Statewide Totals	2033	Construction and I	Aggregate	Aggregate	Diesel	36959861.44	4029048.72	8145.630795	1479386907	9.173347	0.025
Statewide Totals	2033	Construction and I	Aggregate	Aggregate	Diesel	6768541.37	5332472.474	14505.77131	348809365.5	1.269306	0.019
Statewide Totals	2033	Construction and I	Aggregate	Aggregate	Diesel	776893.3934	189138.6919	666.121319	49785652.71	4.107533	0.016
Statewide Totals	2033	Construction and I	Aggregate	Aggregate	Diesel	51877171.66	27639237.99	43752.60897	2708189629	1.876939	0.019
Statewide Totals	2033	Construction and I	Aggregate	Aggregate	Diesel	2134964.641	1006407.365	2628.436358	79128400.76	2.121372	0.027
Statewide Totals	2033	Industrial - Aerial I	Aggregate	Aggregate	Diesel	3286007.381	3162841.056	9858.831244	198894474	1.038942	0.017
Statewide Totals	2033	Industrial - Forklift	Aggregate	Aggregate	Diesel	13835416.98	14802071.61	18494.53955	1324845762	0.934695	0.010
Statewide Totals	2033	Industrial - Misc -	Aggregate	Aggregate	Diesel	3038.689939	0	1416.966992	0		
Statewide Totals	2033	Industrial - Misc -	Aggregate	Aggregate	Diesel	2390.536917	0	293.2440121	0		
Statewide Totals	2033	Industrial - Misc -	Aggregate	Aggregate	Diesel	628.7189227	0	117.696521	0		
Statewide Totals	2033	Industrial - Other (	Aggregate	Aggregate	Diesel	6682109.435	4175499.819	4708.274164	368251970.9	1.600314	0.018
Statewide Totals	2033	Industrial - Other I	Aggregate	Aggregate	Diesel	3917737.231	1141286.502	1416.246359	191161602.6	3.432738	0.020
Statewide Totals	2033	Light Commercial	Aggregate	Aggregate	Diesel	1032539.794	932447.25	1333.679206	34500548.25	1.107344	0.030
Statewide Totals	2033	Light Commercial	Aggregate	Aggregate	Diesel	4804474.646	1877016.15	16372.19319	61941532.95	2.559634	0.078
Statewide Totals	2033	Light Commercial	Aggregate	Aggregate	Diesel	24311.98071	18910.65	488.3606073	718604.7	1.285624	0.034
Statewide Totals	2033	Light Commercial	Aggregate	Aggregate	Diesel	2656279.044	979809.65	8525.405799	36252957.05	2.711015	0.073
Statewide Totals	2033	Light Commercial	Aggregate	Aggregate	Diesel	5345437.357	3676915.1	9711.768516	169138094.6	1.453783	0.032
Statewide Totals	2034	Construction and I	Aggregate	Aggregate	Diesel	3570675.942	622198.6821	1628.157857	137573567.3	5.738803	0.026
Statewide Totals	2034	Construction and I	Aggregate	Aggregate	Diesel	8443598.484	2451824.662	4898.173073	566644387.8	3.443802	0.015
Statewide Totals	2034	Construction and I	Aggregate	Aggregate	Diesel	20852885.75	4428716.426	9022.36549	939435326.9	4.708562	0.022
Statewide Totals	2034	Construction and I	Aggregate	Aggregate	Diesel	37571120.56	11994250.82	17536.10992	1890402597	3.132427	0.020
Statewide Totals	2034	Construction and I	Aggregate	Aggregate	Diesel	14114412.46	3543293.702	5669.114392	666538939.6	3.983416	0.021
Statewide Totals	2034	Construction and I	Aggregate	Aggregate	Diesel	820.8607868	0	134.0518467	0		
Statewide Totals	2034	Construction and I	Aggregate	Aggregate	Diesel	1199.036696	0	927.0399718	0		
Statewide Totals	2034	Construction and I	Aggregate	Aggregate	Diesel	46414.84893	33466.85	84.9538501	1104406.05	1.38689	0.042
Statewide Totals	2034	Construction and I	Aggregate	Aggregate	Diesel	96.83591191	0	39.14049583	0		
Statewide Totals	2034	Construction and I	Aggregate	Aggregate	Diesel	690.4997679	0	61.37999789	0		
Statewide Totals	2034	Construction and I	Aggregate	Aggregate	Diesel	2593.460439	0	595.7408019	0		

										Fuel Consumption Estimate	
Region	Calendar Year	Vehicle Category	Model Year	Horsepower Bin	Fuel	Fuel Consumption	Total_Activity_hpy	Total_Population	Horsepower_Hours_hhpy	gallons per hour	gallons per hp-hr
Statewide Totals	2034	Construction and I	Aggregate	Aggregate	Diesel	183.1497916	0	24.38999916	0		
Statewide Totals	2034	Construction and I	Aggregate	Aggregate	Diesel	307.5446227	0	59.93431972	0		
Statewide Totals	2034	Construction and I	Aggregate	Aggregate	Diesel	862.8929675	0	536.3800094	0		
Statewide Totals	2034	Construction and I	Aggregate	Aggregate	Diesel	5282.120095	0	1617.7853	0		
Statewide Totals	2034	Construction and I	Aggregate	Aggregate	Diesel	123.7801719	0	15.58679501	0		
Statewide Totals	2034	Construction and I	Aggregate	Aggregate	Diesel	33725.64867	12088.8	4711.259127	447285.6	2.789826	0.075
Statewide Totals	2034	Construction and I	Aggregate	Aggregate	Diesel	34845.58004	0	6179.31609	0		
Statewide Totals	2034	Construction and I	Aggregate	Aggregate	Diesel	3318.270364	0	453.0246069	0		
Statewide Totals	2034	Construction and I	Aggregate	Aggregate	Diesel	4342.065594	0	685.4335705	0		
Statewide Totals	2034	Construction and I	Aggregate	Aggregate	Diesel	7951478.679	2811730.645	3992.041386	348591561.3	2.827966	0.023
Statewide Totals	2034	Construction and I	Aggregate	Aggregate	Diesel	47797202.41	5984667.215	4178.193987	2424685298	7.98661	0.020
Statewide Totals	2034	Construction and I	Aggregate	Aggregate	Diesel	10651449.49	2859284.352	6041.586052	492408371.4	3.725215	0.022
Statewide Totals	2034	Construction and I	Aggregate	Aggregate	Diesel	2504483.423	898411.009	2144.260078	116300189.9	2.787681	0.022
Statewide Totals	2034	Construction and I	Aggregate	Aggregate	Diesel	1457550.903	599653.0519	1214.922928	78891974.45	2.430657	0.018
Statewide Totals	2034	Construction and I	Aggregate	Aggregate	Diesel	6496816.315	4074931.174	11177.91846	327344538.3	1.594338	0.020
Statewide Totals	2034	Construction and I	Aggregate	Aggregate	Diesel	7054563.991	3368611.507	11260.91551	338503959.3	2.094205	0.021
Statewide Totals	2034	Construction and I	Aggregate	Aggregate	Diesel	4154796.505	812618.7118	995.6056726	201457236.1	5.112849	0.021
Statewide Totals	2034	Construction and I	Aggregate	Aggregate	Diesel	57391057.23	15176646.69	14594.85336	3073330329	3.781537	0.019
Statewide Totals	2034	Construction and I	Aggregate	Aggregate	Diesel	37353092.42	4071915.406	8200.084381	1495126705	9.173347	0.025
Statewide Totals	2034	Construction and I	Aggregate	Aggregate	Diesel	6840554.632	5389206.816	14602.74247	352520490	1.269306	0.019
Statewide Totals	2034	Construction and I	Aggregate	Aggregate	Diesel	785159.0779	191151.0153	670.5743436	50315342.5	4.107533	0.016
Statewide Totals	2034	Construction and I	Aggregate	Aggregate	Diesel	52429113.97	27933303.08	44045.0954	2737003159	1.876939	0.019
Statewide Totals	2034	Construction and I	Aggregate	Aggregate	Diesel	2157679.398	1017114.942	2646.007469	79970279.97	2.121372	0.027
Statewide Totals	2034	Industrial - Aerial I	Aggregate	Aggregate	Diesel	3320968.548	3196491.807	9924.737584	201010593.1	1.038942	0.017
Statewide Totals	2034	Industrial - Forklift	Aggregate	Aggregate	Diesel	13982617.6	14959556.86	18618.17565	1338941334	0.934695	0.010
Statewide Totals	2034	Industrial - Misc - A	Aggregate	Aggregate	Diesel	3055.264661	0	1424.698012	0		
Statewide Totals	2034	Industrial - Misc - (	Aggregate	Aggregate	Diesel	2410.365988	0	295.6728208	0		
Statewide Totals	2034	Industrial - Misc - S	Aggregate	Aggregate	Diesel	651.2499196	0	122.0488805	0		
Statewide Totals	2034	Industrial - Other (	Aggregate	Aggregate	Diesel	6753203.112	4219924.658	4739.749002	372169953.3	1.600314	0.018
Statewide Totals	2034	Industrial - Other I	Aggregate	Aggregate	Diesel	3959419.629	1153429.113	1425.713974	193195448.6	3.432738	0.020
Statewide Totals	2034	Light Commercial	Aggregate	Aggregate	Diesel	1038649.146	938071.9	1341.919016	34708660.3	1.107217	0.030
Statewide Totals	2034	Light Commercial	Aggregate	Aggregate	Diesel	4833801.365	1888535.55	16472.96591	62321673.15	2.55955	0.078
Statewide Totals	2034	Light Commercial	Aggregate	Aggregate	Diesel	24467.99237	19031.1	491.3003579	723181.8	1.285685	0.034
Statewide Totals	2034	Light Commercial	Aggregate	Aggregate	Diesel	2672495.295	985843.1	8577.68135	36476194.7	2.710873	0.073
Statewide Totals	2034	Light Commercial	Aggregate	Aggregate	Diesel	5378132.249	3699424.65	9771.355997	170173533.9	1.453775	0.032
Statewide Totals	2035	Construction and I	Aggregate	Aggregate	Diesel	3608265.88	628748.8171	1638.916844	139021859.4	5.738803	0.026
Statewide Totals	2035	Construction and I	Aggregate	Aggregate	Diesel	8532487.631	2477636.003	4930.54056	572609680.5	3.443802	0.015
Statewide Totals	2035	Construction and I	Aggregate	Aggregate	Diesel	21072412.45	4475339.3	9081.985944	949325139.3	4.708562	0.022
Statewide Totals	2035	Construction and I	Aggregate	Aggregate	Diesel	37966646.81	12120519.11	17651.98982	1910303624	3.132427	0.020
Statewide Totals	2035	Construction and I	Aggregate	Aggregate	Diesel	14263000.54	3580595.376	5706.576316	673555862.3	3.983416	0.021
Statewide Totals	2035	Construction and I	Aggregate	Aggregate	Diesel	829.3511385	0	135.4575918	0		
Statewide Totals	2035	Construction and I	Aggregate	Aggregate	Diesel	1212.731475	0	937.7199558	0		
Statewide Totals	2035	Construction and I	Aggregate	Aggregate	Diesel	46964.20282	33857.4	86.05156978	1117294.2	1.387118	0.042

										Fuel Consumption Estimate	
Region	Calendar Year	Vehicle Category	Model Year	Horsepower Bin	Fuel	Fuel Consumption	Total_Activity_hpy	Total_Population	Horsepower_Hours_hhpy	gallons per hour	gallons per hp-hr
Statewide Totals	2035	Construction and I	Aggregate	Aggregate	Diesel	98.00590301	0	39.6133995	0		
Statewide Totals	2035	Construction and I	Aggregate	Aggregate	Diesel	698.4869719	0	62.08999818	0		
Statewide Totals	2035	Construction and I	Aggregate	Aggregate	Diesel	2626.443608	0	603.3144556	0		
Statewide Totals	2035	Construction and I	Aggregate	Aggregate	Diesel	185.2523731	0	24.66999928	0		
Statewide Totals	2035	Construction and I	Aggregate	Aggregate	Diesel	310.9452589	0	60.59703609	0		
Statewide Totals	2035	Construction and I	Aggregate	Aggregate	Diesel	872.9153134	0	542.6099718	0		
Statewide Totals	2035	Construction and I	Aggregate	Aggregate	Diesel	5339.258929	0	1635.509687	0		
Statewide Totals	2035	Construction and I	Aggregate	Aggregate	Diesel	125.7585734	0	15.83592137	0		
Statewide Totals	2035	Construction and I	Aggregate	Aggregate	Diesel	34070.41962	12260.35	4766.65087	453632.95	2.778911	0.075
Statewide Totals	2035	Construction and I	Aggregate	Aggregate	Diesel	35193.78742	0	6241.065206	0		
Statewide Totals	2035	Construction and I	Aggregate	Aggregate	Diesel	3357.606904	0	458.3949963	0		
Statewide Totals	2035	Construction and I	Aggregate	Aggregate	Diesel	4383.810785	0	692.239993	0		
Statewide Totals	2035	Construction and I	Aggregate	Aggregate	Diesel	8035187.084	2841330.861	4018.421089	352261324.5	2.827966	0.023
Statewide Totals	2035	Construction and I	Aggregate	Aggregate	Diesel	48300382.73	6047670.207	4205.8038	2450210932	7.98661	0.020
Statewide Totals	2035	Construction and I	Aggregate	Aggregate	Diesel	10763581.57	2889385.185	6081.509296	497592151.8	3.725215	0.022
Statewide Totals	2035	Construction and I	Aggregate	Aggregate	Diesel	2530849.124	907868.9419	2158.429506	117524528.7	2.787681	0.022
Statewide Totals	2035	Construction and I	Aggregate	Aggregate	Diesel	1472895.126	605965.8401	1222.951228	79722501.91	2.430657	0.018
Statewide Totals	2035	Construction and I	Aggregate	Aggregate	Diesel	6565210.906	4117829.609	11251.78296	330790625.5	1.594338	0.020
Statewide Totals	2035	Construction and I	Aggregate	Aggregate	Diesel	7128830.215	3404074.231	11335.32846	342067526.3	2.094205	0.021
Statewide Totals	2035	Construction and I	Aggregate	Aggregate	Diesel	4198535.714	821173.4749	1002.184708	203578057.2	5.112849	0.021
Statewide Totals	2035	Construction and I	Aggregate	Aggregate	Diesel	57995235.9	15336417.33	14691.29722	3105684510	3.781537	0.019
Statewide Totals	2035	Construction and I	Aggregate	Aggregate	Diesel	37746323.41	4114782.093	8254.271141	1510866504	9.173347	0.025
Statewide Totals	2035	Construction and I	Aggregate	Aggregate	Diesel	6912567.894	5445941.157	14699.23847	356231614.6	1.269306	0.019
Statewide Totals	2035	Construction and I	Aggregate	Aggregate	Diesel	793424.7623	193163.3387	675.0055481	50845032.29	4.107533	0.016
Statewide Totals	2035	Construction and I	Aggregate	Aggregate	Diesel	52981056.28	28227368.16	44336.14862	2765816688	1.876939	0.019
Statewide Totals	2035	Construction and I	Aggregate	Aggregate	Diesel	2180394.154	1027822.519	2663.49248	80812159.18	2.121372	0.027
Statewide Totals	2035	Industrial - Aerial I	Aggregate	Aggregate	Diesel	3355929.716	3230142.558	9990.320979	203126712.3	1.038942	0.017
Statewide Totals	2035	Industrial - Forklift	Aggregate	Aggregate	Diesel	14129818.23	15117042.12	18741.20592	1353036907	0.934695	0.010
Statewide Totals	2035	Industrial - Misc - A	Aggregate	Aggregate	Diesel	3075.435594	0	1434.105008	0		
Statewide Totals	2035	Industrial - Misc - (	Aggregate	Aggregate	Diesel	2429.762084	0	298.0402175	0		
Statewide Totals	2035	Industrial - Misc - S	Aggregate	Aggregate	Diesel	666.1799464	0	124.8505554	0		
Statewide Totals	2035	Industrial - Other (	Aggregate	Aggregate	Diesel	6824296.79	4264349.497	4771.069612	376087935.6	1.600314	0.018
Statewide Totals	2035	Industrial - Other I	Aggregate	Aggregate	Diesel	4001102.027	1165571.724	1435.135196	195229294.5	3.432738	0.020
Statewide Totals	2035	Light Commercial	Aggregate	Aggregate	Diesel	1045250.989	943955.7	1350.51887	34926360.9	1.107309	0.030
Statewide Totals	2035	Light Commercial	Aggregate	Aggregate	Diesel	4863933.721	1900409	16575.86769	62713497	2.559414	0.078
Statewide Totals	2035	Light Commercial	Aggregate	Aggregate	Diesel	24650.20386	19115.05	494.3001462	726371.9	1.28957	0.034
Statewide Totals	2035	Light Commercial	Aggregate	Aggregate	Diesel	2689130.418	991934.95	8631.277297	36701593.15	2.710995	0.073
Statewide Totals	2035	Light Commercial	Aggregate	Aggregate	Diesel	5411645.003	3722656.9	9832.622868	171242217.4	1.453705	0.032
Statewide Totals	2036	Construction and I	Aggregate	Aggregate	Diesel	3645855.817	635298.9522	1649.623622	140470151.5	5.738803	0.026
Statewide Totals	2036	Construction and I	Aggregate	Aggregate	Diesel	8621376.778	2503447.345	4962.750983	578574973.3	3.443802	0.015
Statewide Totals	2036	Construction and I	Aggregate	Aggregate	Diesel	21291939.14	4521962.174	9141.317088	959214951.7	4.708562	0.022
Statewide Totals	2036	Construction and I	Aggregate	Aggregate	Diesel	38362173.06	12246787.4	17767.30741	1930204650	3.132427	0.020
Statewide Totals	2036	Construction and I	Aggregate	Aggregate	Diesel	14411588.62	3617897.049	5743.856456	680572785	3.983416	0.021

										Fuel Consumption Estimate	
Region	Calendar Year	Vehicle Category	Model Year	Horsepower Bin	Fuel	Fuel Consumption	Total_Activity_hpy	Total_Population	Horsepower_Hours_hhpy	gallons per hour	gallons per hp-hr
Statewide Totals	2036	Construction and I	Aggregate	Aggregate	Diesel	837.0238327	0	136.722669	0		
Statewide Totals	2036	Construction and I	Aggregate	Aggregate	Diesel	1226.856244	0	948.6100276	0		
Statewide Totals	2036	Construction and I	Aggregate	Aggregate	Diesel	47531.62899	34266.2	87.07212368	1130784.6	1.387129	0.042
Statewide Totals	2036	Construction and I	Aggregate	Aggregate	Diesel	98.99263655	0	40.0122312	0		
Statewide Totals	2036	Construction and I	Aggregate	Aggregate	Diesel	707.7116462	0	62.90999973	0		
Statewide Totals	2036	Construction and I	Aggregate	Aggregate	Diesel	2658.948063	0	610.7811417	0		
Statewide Totals	2036	Construction and I	Aggregate	Aggregate	Diesel	187.6553263	0	24.98999989	0		
Statewide Totals	2036	Construction and I	Aggregate	Aggregate	Diesel	314.1873857	0	61.22886284	0		
Statewide Totals	2036	Construction and I	Aggregate	Aggregate	Diesel	883.0825402	0	548.9299807	0		
Statewide Totals	2036	Construction and I	Aggregate	Aggregate	Diesel	5397.123078	0	1653.419969	0		
Statewide Totals	2036	Construction and I	Aggregate	Aggregate	Diesel	128.6990374	0	16.20619392	0		
Statewide Totals	2036	Construction and I	Aggregate	Aggregate	Diesel	34495.11673	12395.4	4821.89274	458629.8	2.782897	0.075
Statewide Totals	2036	Construction and I	Aggregate	Aggregate	Diesel	35546.46395	0	6303.606774	0		
Statewide Totals	2036	Construction and I	Aggregate	Aggregate	Diesel	3398.752875	0	464.0124247	0		
Statewide Totals	2036	Construction and I	Aggregate	Aggregate	Diesel	4427.792808	0	699.2637437	0		
Statewide Totals	2036	Construction and I	Aggregate	Aggregate	Diesel	8118895.489	2870931.077	4044.672783	355931087.6	2.827966	0.023
Statewide Totals	2036	Construction and I	Aggregate	Aggregate	Diesel	48803563.05	6110673.199	4233.279635	2475736567	7.98661	0.020
Statewide Totals	2036	Construction and I	Aggregate	Aggregate	Diesel	10875713.65	2919486.018	6121.238812	502775932.2	3.725215	0.022
Statewide Totals	2036	Construction and I	Aggregate	Aggregate	Diesel	2557214.825	917326.8749	2172.530176	118748867.4	2.787681	0.022
Statewide Totals	2036	Construction and I	Aggregate	Aggregate	Diesel	1488239.349	612278.6283	1230.940571	80553029.36	2.430657	0.018
Statewide Totals	2036	Construction and I	Aggregate	Aggregate	Diesel	6633605.497	4160728.043	11325.28904	334236712.7	1.594338	0.020
Statewide Totals	2036	Construction and I	Aggregate	Aggregate	Diesel	7203096.439	3439536.955	11409.38033	345631093.2	2.094205	0.021
Statewide Totals	2036	Construction and I	Aggregate	Aggregate	Diesel	4242274.923	829728.2379	1008.731818	205698878.3	5.112849	0.021
Statewide Totals	2036	Construction and I	Aggregate	Aggregate	Diesel	58599414.58	15496187.98	14787.27309	3138038691	3.781537	0.019
Statewide Totals	2036	Construction and I	Aggregate	Aggregate	Diesel	38139554.39	4157648.779	8308.194958	1526606302	9.173347	0.025
Statewide Totals	2036	Construction and I	Aggregate	Aggregate	Diesel	6984581.155	5502675.498	14795.26621	359942739.2	1.269306	0.019
Statewide Totals	2036	Construction and I	Aggregate	Aggregate	Diesel	801690.4468	195175.6621	679.4152501	51374722.08	4.107533	0.016
Statewide Totals	2036	Construction and I	Aggregate	Aggregate	Diesel	53532998.59	28521433.24	44625.7895	2794630218	1.876939	0.019
Statewide Totals	2036	Construction and I	Aggregate	Aggregate	Diesel	2203108.91	1038530.096	2680.892646	81654038.38	2.121372	0.027
Statewide Totals	2036	Industrial - Aerial I	Aggregate	Aggregate	Diesel	3390890.884	3263793.309	10055.58613	205242831.4	1.038942	0.017
Statewide Totals	2036	Industrial - Forklift	Aggregate	Aggregate	Diesel	14277018.85	15274527.37	18863.63919	1367132479	0.934695	0.010
Statewide Totals	2036	Industrial - Misc - A	Aggregate	Aggregate	Diesel	3117.964053	0	1453.936262	0		
Statewide Totals	2036	Industrial - Misc - (	Aggregate	Aggregate	Diesel	2467.570233	0	302.6492878	0		
Statewide Totals	2036	Industrial - Misc - S	Aggregate	Aggregate	Diesel	678.0458997	0	126.8943886	0		
Statewide Totals	2036	Industrial - Other (	Aggregate	Aggregate	Diesel	6895390.467	4308774.336	4802.238237	380005917.9	1.600314	0.018
Statewide Totals	2036	Industrial - Other I	Aggregate	Aggregate	Diesel	4042784.426	1177714.335	1444.510702	197263140.5	3.432738	0.020
Statewide Totals	2036	Light Commercial	Aggregate	Aggregate	Diesel	1051731.189	949949	1359.108814	35148113	1.107145	0.030
Statewide Totals	2036	Light Commercial	Aggregate	Aggregate	Diesel	4894670.067	1912413.85	16680.1606	63109657.05	2.55942	0.078
Statewide Totals	2036	Light Commercial	Aggregate	Aggregate	Diesel	24835.33303	19220.9	497.400014	730394.2	1.2921	0.034
Statewide Totals	2036	Light Commercial	Aggregate	Aggregate	Diesel	2706036.359	998202	8685.072807	36933474	2.710911	0.073
Statewide Totals	2036	Light Commercial	Aggregate	Aggregate	Diesel	5445816.372	3746181.15	9895.050567	172324332.9	1.453698	0.032
Statewide Totals	2037	Construction and I	Aggregate	Aggregate	Diesel	3683445.755	641849.0872	1660.278945	141918443.6	5.738803	0.026
Statewide Totals	2037	Construction and I	Aggregate	Aggregate	Diesel	8710265.926	2529258.686	4994.806607	584540266	3.443802	0.015

										Fuel Consumption Estimate	
Region	Calendar Year	Vehicle Category	Model Year	Horsepower Bin	Fuel	Fuel Consumption	Total_Activity_hpy	Total_Population	Horsepower_Hours_hhpy	gallons per hour	gallons per hp-hr
Statewide Totals	2037	Construction and I	Aggregate	Aggregate	Diesel	21511465.83	4568585.047	9200.363094	969104764.1	4.708562	0.022
Statewide Totals	2037	Construction and I	Aggregate	Aggregate	Diesel	38757699.32	12373055.69	17882.0708	1950105676	3.132427	0.020
Statewide Totals	2037	Construction and I	Aggregate	Aggregate	Diesel	14560176.7	3655198.723	5780.957431	687589707.7	3.983416	0.021
Statewide Totals	2037	Construction and I	Aggregate	Aggregate	Diesel	845.160921	0	138.0670206	0		
Statewide Totals	2037	Construction and I	Aggregate	Aggregate	Diesel	1241.269962	0	959.6500394	0		
Statewide Totals	2037	Construction and I	Aggregate	Aggregate	Diesel	48043.83113	34675	88.00353641	1144275	1.385547	0.042
Statewide Totals	2037	Construction and I	Aggregate	Aggregate	Diesel	100.2188769	0	40.50787065	0		
Statewide Totals	2037	Construction and I	Aggregate	Aggregate	Diesel	716.5988694	0	63.70000265	0		
Statewide Totals	2037	Construction and I	Aggregate	Aggregate	Diesel	2691.592474	0	618.278697	0		
Statewide Totals	2037	Construction and I	Aggregate	Aggregate	Diesel	189.6828235	0	25.26000105	0		
Statewide Totals	2037	Construction and I	Aggregate	Aggregate	Diesel	317.9534853	0	61.96280116	0		
Statewide Totals	2037	Construction and I	Aggregate	Aggregate	Diesel	892.8798102	0	555.0200285	0		
Statewide Totals	2037	Construction and I	Aggregate	Aggregate	Diesel	5457.429845	0	1671.976033	0		
Statewide Totals	2037	Construction and I	Aggregate	Aggregate	Diesel	131.566367	0	16.56725767	0		
Statewide Totals	2037	Construction and I	Aggregate	Aggregate	Diesel	34894.60869	12559.65	4877.334436	464707.05	2.778311	0.075
Statewide Totals	2037	Construction and I	Aggregate	Aggregate	Diesel	35902.42809	0	6366.731424	0		
Statewide Totals	2037	Construction and I	Aggregate	Aggregate	Diesel	3440.028596	0	469.6475607	0		
Statewide Totals	2037	Construction and I	Aggregate	Aggregate	Diesel	4474.062904	0	706.5831412	0		
Statewide Totals	2037	Construction and I	Aggregate	Aggregate	Diesel	8202603.894	2900531.293	4070.798315	359600850.8	2.827966	0.023
Statewide Totals	2037	Construction and I	Aggregate	Aggregate	Diesel	49306743.37	6173676.19	4260.623425	2501262201	7.98661	0.020
Statewide Totals	2037	Construction and I	Aggregate	Aggregate	Diesel	10987845.73	2949586.851	6160.777392	507959712.6	3.725215	0.022
Statewide Totals	2037	Construction and I	Aggregate	Aggregate	Diesel	2583580.527	926784.8079	2186.563081	119973206.2	2.787681	0.022
Statewide Totals	2037	Construction and I	Aggregate	Aggregate	Diesel	1503583.572	618591.4164	1238.891517	81383556.81	2.430657	0.018
Statewide Totals	2037	Construction and I	Aggregate	Aggregate	Diesel	6702000.088	4203626.478	11398.44186	337682800	1.594338	0.020
Statewide Totals	2037	Construction and I	Aggregate	Aggregate	Diesel	7277362.663	3474999.68	11483.07631	349194660.1	2.094205	0.021
Statewide Totals	2037	Construction and I	Aggregate	Aggregate	Diesel	4286014.132	838283.001	1015.247464	207819699.4	5.112849	0.021
Statewide Totals	2037	Construction and I	Aggregate	Aggregate	Diesel	59203593.25	15655958.62	14882.78771	3170392871	3.781537	0.019
Statewide Totals	2037	Construction and I	Aggregate	Aggregate	Diesel	38532785.37	4200515.466	8361.859624	1542346101	9.173347	0.025
Statewide Totals	2037	Construction and I	Aggregate	Aggregate	Diesel	7056594.417	5559409.84	14890.83246	363653863.7	1.269306	0.019
Statewide Totals	2037	Construction and I	Aggregate	Aggregate	Diesel	809956.1313	197187.9855	683.8037596	51904411.87	4.107533	0.016
Statewide Totals	2037	Construction and I	Aggregate	Aggregate	Diesel	54084940.9	28815498.33	44914.03841	2823443748	1.876939	0.019
Statewide Totals	2037	Construction and I	Aggregate	Aggregate	Diesel	2225823.667	1049237.673	2698.209188	82495917.59	2.121372	0.027
Statewide Totals	2037	Industrial - Aerial I	Aggregate	Aggregate	Diesel	3425852.052	3297444.06	10120.53762	207358950.5	1.038942	0.017
Statewide Totals	2037	Industrial - Forklift	Aggregate	Aggregate	Diesel	14424219.47	15432012.62	18985.48405	1381228051	0.934695	0.010
Statewide Totals	2037	Industrial - Misc - A	Aggregate	Aggregate	Diesel	3102.636548	0	1446.791447	0		
Statewide Totals	2037	Industrial - Misc - (	Aggregate	Aggregate	Diesel	2464.11276	0	302.2190315	0		
Statewide Totals	2037	Industrial - Misc - S	Aggregate	Aggregate	Diesel	673.6093836	0	126.0039701	0		
Statewide Totals	2037	Industrial - Other (	Aggregate	Aggregate	Diesel	6966484.144	4353199.176	4833.25707	383923900.3	1.600314	0.018
Statewide Totals	2037	Industrial - Other I	Aggregate	Aggregate	Diesel	4084466.824	1189856.946	1453.841151	199296986.5	3.432738	0.020
Statewide Totals	2037	Light Commercial	Aggregate	Aggregate	Diesel	1058551.46	956029.9	1367.888614	35373106.3	1.107237	0.030
Statewide Totals	2037	Light Commercial	Aggregate	Aggregate	Diesel	4925860.816	1924641.35	16787.26264	63513164.55	2.559366	0.078
Statewide Totals	2037	Light Commercial	Aggregate	Aggregate	Diesel	24983.42586	19341.35	500.5096345	734971.3	1.291711	0.034
Statewide Totals	2037	Light Commercial	Aggregate	Aggregate	Diesel	2723197.214	1004618.7	8740.328602	37170891.9	2.710677	0.073

										Fuel Consumption Estimate	
Region	Calendar Year	Vehicle Category	Model Year	Horsepower Bin	Fuel	Fuel Consumption	Total_Activity_hpy	Total_Population	Horsepower_Hours_hhpy	gallons per hour	gallons per hp-hr
Statewide Totals	2037	Light Commercial	Aggregate	Aggregate	Diesel	5480411.423	3770165.3	9958.307517	173427603.8	1.453626	0.032
Statewide Totals	2038	Construction and I	Aggregate	Aggregate	Diesel	3721035.692	648399.2222	1670.883548	143366735.8	5.738803	0.026
Statewide Totals	2038	Construction and I	Aggregate	Aggregate	Diesel	8799155.073	2555070.028	5026.709643	590505558.7	3.443802	0.015
Statewide Totals	2038	Construction and I	Aggregate	Aggregate	Diesel	21730992.52	4615207.921	9259.128033	978994576.5	4.708562	0.022
Statewide Totals	2038	Construction and I	Aggregate	Aggregate	Diesel	39153225.57	12499323.98	17996.28791	1970006702	3.132427	0.020
Statewide Totals	2038	Construction and I	Aggregate	Aggregate	Diesel	14708764.78	3692500.397	5817.881801	694606630.5	3.983416	0.021
Statewide Totals	2038	Construction and I	Aggregate	Aggregate	Diesel	853.5684251	0	139.4537413	0		
Statewide Totals	2038	Construction and I	Aggregate	Aggregate	Diesel	1255.235126	0	970.4999404	0		
Statewide Totals	2038	Construction and I	Aggregate	Aggregate	Diesel	48600.30572	35050.95	88.99375912	1156681.35	1.386562	0.042
Statewide Totals	2038	Construction and I	Aggregate	Aggregate	Diesel	101.3263817	0	40.95551709	0		
Statewide Totals	2038	Construction and I	Aggregate	Aggregate	Diesel	724.1360365	0	64.36999887	0		
Statewide Totals	2038	Construction and I	Aggregate	Aggregate	Diesel	2725.390011	0	626.0375249	0		
Statewide Totals	2038	Construction and I	Aggregate	Aggregate	Diesel	191.9355779	0	25.55999955	0		
Statewide Totals	2038	Construction and I	Aggregate	Aggregate	Diesel	322.1180362	0	62.77438837	0		
Statewide Totals	2038	Construction and I	Aggregate	Aggregate	Diesel	903.1756576	0	561.419997	0		
Statewide Totals	2038	Construction and I	Aggregate	Aggregate	Diesel	5518.151203	0	1690.601035	0		
Statewide Totals	2038	Construction and I	Aggregate	Aggregate	Diesel	134.4540146	0	16.93087945	0		
Statewide Totals	2038	Construction and I	Aggregate	Aggregate	Diesel	35301.45467	12698.35	4932.784984	469838.95	2.780003	0.075
Statewide Totals	2038	Construction and I	Aggregate	Aggregate	Diesel	36258.63981	0	6429.900059	0		
Statewide Totals	2038	Construction and I	Aggregate	Aggregate	Diesel	3479.323544	0	475.0122733	0		
Statewide Totals	2038	Construction and I	Aggregate	Aggregate	Diesel	4522.144431	0	714.079408	0		
Statewide Totals	2038	Construction and I	Aggregate	Aggregate	Diesel	8286312.298	2930131.509	4096.799486	363270614	2.827966	0.023
Statewide Totals	2038	Construction and I	Aggregate	Aggregate	Diesel	49809923.68	6236679.182	4287.837055	2526787836	7.98661	0.020
Statewide Totals	2038	Construction and I	Aggregate	Aggregate	Diesel	11099977.81	2979687.684	6200.127764	513143493	3.725215	0.022
Statewide Totals	2038	Construction and I	Aggregate	Aggregate	Diesel	2609946.228	936242.7409	2200.529187	121197544.9	2.787681	0.022
Statewide Totals	2038	Construction and I	Aggregate	Aggregate	Diesel	1518927.795	624904.2046	1246.804617	82214084.26	2.430657	0.018
Statewide Totals	2038	Construction and I	Aggregate	Aggregate	Diesel	6770394.678	4246524.913	11471.24645	341128887.2	1.594338	0.020
Statewide Totals	2038	Construction and I	Aggregate	Aggregate	Diesel	7351628.887	3510462.404	11556.42149	352758227.1	2.094205	0.021
Statewide Totals	2038	Construction and I	Aggregate	Aggregate	Diesel	4329753.341	846837.764	1021.732095	209940520.5	5.112849	0.021
Statewide Totals	2038	Construction and I	Aggregate	Aggregate	Diesel	59807771.93	15815729.27	14977.84767	3202747052	3.781537	0.019
Statewide Totals	2038	Construction and I	Aggregate	Aggregate	Diesel	38926016.36	4243382.152	8415.268839	1558085899	9.173347	0.025
Statewide Totals	2038	Construction and I	Aggregate	Aggregate	Diesel	7128607.679	5616144.181	14985.9438	367364988.3	1.269306	0.019
Statewide Totals	2038	Construction and I	Aggregate	Aggregate	Diesel	818221.8158	199200.3089	688.1713792	52434101.66	4.107533	0.016
Statewide Totals	2038	Construction and I	Aggregate	Aggregate	Diesel	54636883.2	29109563.41	45200.91521	2852257278	1.876939	0.019
Statewide Totals	2038	Construction and I	Aggregate	Aggregate	Diesel	2248538.423	1059945.25	2715.443301	83337796.8	2.121372	0.027
Statewide Totals	2038	Industrial - Aerial I	Aggregate	Aggregate	Diesel	3460813.219	3331094.811	10185.17994	209475069.6	1.038942	0.017
Statewide Totals	2038	Industrial - Forklift	Aggregate	Aggregate	Diesel	14571420.09	15589497.88	19106.74892	1395323624	0.934695	0.010
Statewide Totals	2038	Industrial - Misc - A	Aggregate	Aggregate	Diesel	3146.408206	0	1467.200703	0		
Statewide Totals	2038	Industrial - Misc - I	Aggregate	Aggregate	Diesel	2501.66634	0	306.7671987	0		
Statewide Totals	2038	Industrial - Misc - S	Aggregate	Aggregate	Diesel	683.1600041	0	127.8019249	0		
Statewide Totals	2038	Industrial - Other (	Aggregate	Aggregate	Diesel	7037577.822	4397624.015	4864.128249	387841882.6	1.600314	0.018
Statewide Totals	2038	Industrial - Other I	Aggregate	Aggregate	Diesel	4126149.222	1201999.557	1463.127185	201330832.4	3.432738	0.020
Statewide Totals	2038	Light Commercial	Aggregate	Aggregate	Diesel	1065053.496	962048.75	1376.44859	35595803.75	1.107068	0.030

										Fuel Consumption Estimate	
Region	Calendar Year	Vehicle Category	Model Year	Horsepower Bin	Fuel	Fuel Consumption	Total_Activity_hpy	Total_Population	Horsepower_Hours_hhpy	gallons per hour	gallons per hp-hr
Statewide Totals	2038	Light Commercial	Aggregate	Aggregate	Diesel	4956682.221	1936730.15	16892.23518	63912094.95	2.559305	0.078
Statewide Totals	2038	Light Commercial	Aggregate	Aggregate	Diesel	25112.78168	19443.55	503.8593723	738854.9	1.291574	0.034
Statewide Totals	2038	Light Commercial	Aggregate	Aggregate	Diesel	2740393.811	1010863.85	8795.724075	37401962.45	2.710943	0.073
Statewide Totals	2038	Light Commercial	Aggregate	Aggregate	Diesel	5514658.324	3793901.25	10020.59462	174519457.5	1.453559	0.032
Statewide Totals	2039	Construction and I	Aggregate	Aggregate	Diesel	3758625.63	654949.3573	1681.438147	144815027.9	5.738803	0.026
Statewide Totals	2039	Construction and I	Aggregate	Aggregate	Diesel	8888044.22	2580881.369	5058.462248	596470851.4	3.443802	0.015
Statewide Totals	2039	Construction and I	Aggregate	Aggregate	Diesel	21950519.21	4661830.795	9317.615882	988884389	4.708562	0.022
Statewide Totals	2039	Construction and I	Aggregate	Aggregate	Diesel	39548751.82	12625592.26	18109.96645	1989907729	3.132427	0.020
Statewide Totals	2039	Construction and I	Aggregate	Aggregate	Diesel	14857352.86	3729802.071	5854.632065	701623553.2	3.983416	0.021
Statewide Totals	2039	Construction and I	Aggregate	Aggregate	Diesel	863.4938034	0	141.0860388	0		
Statewide Totals	2039	Construction and I	Aggregate	Aggregate	Diesel	1269.287449	0	981.3999748	0		
Statewide Totals	2039	Construction and I	Aggregate	Aggregate	Diesel	49145.91562	35496.25	90.03182068	1171376.25	1.384538	0.042
Statewide Totals	2039	Construction and I	Aggregate	Aggregate	Diesel	102.5878664	0	41.4654019	0		
Statewide Totals	2039	Construction and I	Aggregate	Aggregate	Diesel	732.3482668	0	65.10000075	0		
Statewide Totals	2039	Construction and I	Aggregate	Aggregate	Diesel	2757.589145	0	633.4351724	0		
Statewide Totals	2039	Construction and I	Aggregate	Aggregate	Diesel	194.1132558	0	25.85000031	0		
Statewide Totals	2039	Construction and I	Aggregate	Aggregate	Diesel	325.7371402	0	63.47967929	0		
Statewide Totals	2039	Construction and I	Aggregate	Aggregate	Diesel	913.439413	0	567.8000148	0		
Statewide Totals	2039	Construction and I	Aggregate	Aggregate	Diesel	5579.604796	0	1709.457891	0		
Statewide Totals	2039	Construction and I	Aggregate	Aggregate	Diesel	136.9437246	0	17.24439167	0		
Statewide Totals	2039	Construction and I	Aggregate	Aggregate	Diesel	35693.7004	12844.35	4988.235315	475240.95	2.778942	0.075
Statewide Totals	2039	Construction and I	Aggregate	Aggregate	Diesel	36612.35726	0	6492.626281	0		
Statewide Totals	2039	Construction and I	Aggregate	Aggregate	Diesel	3519.991407	0	480.5644287	0		
Statewide Totals	2039	Construction and I	Aggregate	Aggregate	Diesel	4572.781586	0	721.9444696	0		
Statewide Totals	2039	Construction and I	Aggregate	Aggregate	Diesel	8370020.703	2959731.725	4122.678056	366940377.1	2.827966	0.023
Statewide Totals	2039	Construction and I	Aggregate	Aggregate	Diesel	50313104	6299682.174	4314.922367	2552313470	7.98661	0.020
Statewide Totals	2039	Construction and I	Aggregate	Aggregate	Diesel	11212109.89	3009788.517	6239.29259	518327273.4	3.725215	0.022
Statewide Totals	2039	Construction and I	Aggregate	Aggregate	Diesel	2636311.929	945700.6739	2214.429439	122421883.6	2.787681	0.022
Statewide Totals	2039	Construction and I	Aggregate	Aggregate	Diesel	1534272.018	631216.9927	1254.680404	83044611.72	2.430657	0.018
Statewide Totals	2039	Construction and I	Aggregate	Aggregate	Diesel	6838789.269	4289423.347	11543.70776	344574974.4	1.594338	0.020
Statewide Totals	2039	Construction and I	Aggregate	Aggregate	Diesel	7425895.112	3545925.128	11629.42083	356321794	2.094205	0.021
Statewide Totals	2039	Construction and I	Aggregate	Aggregate	Diesel	4373492.55	855392.5271	1028.186149	212061341.7	5.112849	0.021
Statewide Totals	2039	Construction and I	Aggregate	Aggregate	Diesel	60411950.6	15975499.91	15072.45939	3235101233	3.781537	0.019
Statewide Totals	2039	Construction and I	Aggregate	Aggregate	Diesel	39319247.34	4286248.838	8468.426218	1573825697	9.173347	0.025
Statewide Totals	2039	Construction and I	Aggregate	Aggregate	Diesel	7200620.941	5672878.522	15080.60667	371076112.9	1.269306	0.019
Statewide Totals	2039	Construction and I	Aggregate	Aggregate	Diesel	826487.5003	201212.6323	692.5184045	52963791.44	4.107533	0.016
Statewide Totals	2039	Construction and I	Aggregate	Aggregate	Diesel	55188825.51	29403628.49	45486.43932	2881070808	1.876939	0.019
Statewide Totals	2039	Construction and I	Aggregate	Aggregate	Diesel	2271253.179	1070652.827	2732.596152	84179676.01	2.121372	0.027
Statewide Totals	2039	Industrial - Aerial I	Aggregate	Aggregate	Diesel	3495774.387	3364745.562	10249.51745	211591188.8	1.038942	0.017
Statewide Totals	2039	Industrial - Forklift	Aggregate	Aggregate	Diesel	14718620.72	15746983.13	19227.442	1409419196	0.934695	0.010
Statewide Totals	2039	Industrial - Misc -	Aggregate	Aggregate	Diesel	3161.621889	0	1474.294309	0		
Statewide Totals	2039	Industrial - Misc -	Aggregate	Aggregate	Diesel	2519.154209	0	308.7657938	0		
Statewide Totals	2039	Industrial - Misc -	Aggregate	Aggregate	Diesel	687.3432231	0	128.5939515	0		

										Fuel Consumption Estimate	
Region	Calendar Year	Vehicle Category	Model Year	Horsepower Bin	Fuel	Fuel Consumption	Total_Activity_hpy	Total_Population	Horsepower_Hours_hhpy	gallons per hour	gallons per hp-hr
Statewide Totals	2039	Industrial - Other (	Aggregate	Aggregate	Diesel	7108671.499	4442048.854	4894.853864	391759865	1.600314	0.018
Statewide Totals	2039	Industrial - Other I	Aggregate	Aggregate	Diesel	4167831.62	1214142.167	1472.369433	203364678.4	3.432738	0.020
Statewide Totals	2039	Light Commercial	Aggregate	Aggregate	Diesel	1071569.527	967943.5	1384.538354	35813909.5	1.107058	0.030
Statewide Totals	2039	Light Commercial	Aggregate	Aggregate	Diesel	4986648.695	1948472.2	16994.33776	64299582.6	2.559261	0.078
Statewide Totals	2039	Light Commercial	Aggregate	Aggregate	Diesel	25265.18164	19582.25	507.2892344	744125.5	1.290208	0.034
Statewide Totals	2039	Light Commercial	Aggregate	Aggregate	Diesel	2756943.034	1017010.45	8848.939952	37629386.65	2.710831	0.073
Statewide Totals	2039	Light Commercial	Aggregate	Aggregate	Diesel	5548161.125	3816797.7	10081.12205	175572694.2	1.453617	0.032
Statewide Totals	2040	Construction and I	Aggregate	Aggregate	Diesel	3796215.567	661499.4923	1691.943443	146263320	5.738803	0.026
Statewide Totals	2040	Construction and I	Aggregate	Aggregate	Diesel	8976933.368	2606692.711	5090.06653	602436144.1	3.443802	0.015
Statewide Totals	2040	Construction and I	Aggregate	Aggregate	Diesel	22170045.9	4708453.669	9375.830524	998774201.4	4.708562	0.022
Statewide Totals	2040	Construction and I	Aggregate	Aggregate	Diesel	39944278.08	12751860.55	18223.11398	2009808755	3.132427	0.020
Statewide Totals	2040	Construction and I	Aggregate	Aggregate	Diesel	15005940.94	3767103.744	5891.210661	708640475.9	3.983416	0.021
Statewide Totals	2040	Construction and I	Aggregate	Aggregate	Diesel	874.3097947	0	142.8647829	0		
Statewide Totals	2040	Construction and I	Aggregate	Aggregate	Diesel	1283.153398	0	992.1299678	0		
Statewide Totals	2040	Construction and I	Aggregate	Aggregate	Diesel	49669.29808	35875.85	91.09140436	1183903.05	1.384477	0.042
Statewide Totals	2040	Construction and I	Aggregate	Aggregate	Diesel	103.6975526	0	41.91393047	0		
Statewide Totals	2040	Construction and I	Aggregate	Aggregate	Diesel	739.885464	0	65.76999889	0		
Statewide Totals	2040	Construction and I	Aggregate	Aggregate	Diesel	2790.033098	0	640.8888921	0		
Statewide Totals	2040	Construction and I	Aggregate	Aggregate	Diesel	196.140739	0	26.11999956	0		
Statewide Totals	2040	Construction and I	Aggregate	Aggregate	Diesel	329.4133637	0	64.19610223	0		
Statewide Totals	2040	Construction and I	Aggregate	Aggregate	Diesel	923.5422218	0	574.079991	0		
Statewide Totals	2040	Construction and I	Aggregate	Aggregate	Diesel	5640.569098	0	1728.124535	0		
Statewide Totals	2040	Construction and I	Aggregate	Aggregate	Diesel	139.1553042	0	17.52288061	0		
Statewide Totals	2040	Construction and I	Aggregate	Aggregate	Diesel	36118.39876	13004.95	5043.477613	481183.15	2.777281	0.075
Statewide Totals	2040	Construction and I	Aggregate	Aggregate	Diesel	36962.73848	0	6554.760846	0		
Statewide Totals	2040	Construction and I	Aggregate	Aggregate	Diesel	3561.331895	0	486.2084099	0		
Statewide Totals	2040	Construction and I	Aggregate	Aggregate	Diesel	4623.865947	0	729.8216085	0		
Statewide Totals	2040	Construction and I	Aggregate	Aggregate	Diesel	8453729.108	2989331.941	4148.435742	370610140.3	2.827966	0.023
Statewide Totals	2040	Construction and I	Aggregate	Aggregate	Diesel	50816284.32	6362685.166	4341.881158	2577839105	7.98661	0.020
Statewide Totals	2040	Construction and I	Aggregate	Aggregate	Diesel	11324241.97	3039889.35	6278.27447	523511053.8	3.725215	0.022
Statewide Totals	2040	Construction and I	Aggregate	Aggregate	Diesel	2662677.631	955158.6068	2228.264762	123646222.4	2.787681	0.022
Statewide Totals	2040	Construction and I	Aggregate	Aggregate	Diesel	1549616.241	637529.7809	1262.519401	83875139.17	2.430657	0.018
Statewide Totals	2040	Construction and I	Aggregate	Aggregate	Diesel	6907183.86	4332321.782	11615.83059	348021061.7	1.594338	0.020
Statewide Totals	2040	Construction and I	Aggregate	Aggregate	Diesel	7500161.336	3581387.852	11702.07918	359885360.9	2.094205	0.021
Statewide Totals	2040	Construction and I	Aggregate	Aggregate	Diesel	4417231.759	863947.2902	1034.610055	214182162.8	5.112849	0.021
Statewide Totals	2040	Construction and I	Aggregate	Aggregate	Diesel	61016129.28	16135270.56	15166.62917	3267455414	3.781537	0.019
Statewide Totals	2040	Construction and I	Aggregate	Aggregate	Diesel	39712478.32	4329115.525	8521.335289	1589565496	9.173347	0.025
Statewide Totals	2040	Construction and I	Aggregate	Aggregate	Diesel	7272634.203	5729612.864	15174.82735	374787237.4	1.269306	0.019
Statewide Totals	2040	Construction and I	Aggregate	Aggregate	Diesel	834753.1848	203224.9557	696.8451241	53493481.23	4.107533	0.016
Statewide Totals	2040	Construction and I	Aggregate	Aggregate	Diesel	55740767.82	29697693.58	45770.6297	2909884338	1.876939	0.019
Statewide Totals	2040	Construction and I	Aggregate	Aggregate	Diesel	2293967.936	1081360.404	2749.668878	85021555.21	2.121372	0.027
Statewide Totals	2040	Industrial - Aerial I	Aggregate	Aggregate	Diesel	3530735.555	3398396.314	10313.55443	213707307.9	1.038942	0.017
Statewide Totals	2040	Industrial - Forklift	Aggregate	Aggregate	Diesel	14865821.34	15904468.39	19347.5713	1423514769	0.934695	0.010

										Fuel Consumption Estimate	
Region	Calendar Year	Vehicle Category	Model Year	Horsepower Bin	Fuel	Fuel Consumption	Total_Activity_hpy	Total_Population	Horsepower_Hours_hhpy	gallons per hour	gallons per hp-hr
Statewide Totals	2040	Industrial - Misc - A	Aggregate	Aggregate	Diesel	3173.587959	0	1479.873734	0		
Statewide Totals	2040	Industrial - Misc - (	Aggregate	Aggregate	Diesel	2534.942951	0	310.6320338	0		
Statewide Totals	2040	Industrial - Misc - S	Aggregate	Aggregate	Diesel	692.8683816	0	129.6162453	0		
Statewide Totals	2040	Industrial - Other (	Aggregate	Aggregate	Diesel	7179765.177	4486473.693	4925.435954	395677847.3	1.600314	0.018
Statewide Totals	2040	Industrial - Other I	Aggregate	Aggregate	Diesel	4209514.019	1226284.778	1481.56851	205398524.3	3.432738	0.020
Statewide Totals	2040	Light Commercial ·	Aggregate	Aggregate	Diesel	1077766.247	973392.95	1392.638203	36015539.15	1.107226	0.030
Statewide Totals	2040	Light Commercial ·	Aggregate	Aggregate	Diesel	5015106.97	1959582.8	17091.10025	64666232.4	2.559273	0.078
Statewide Totals	2040	Light Commercial ·	Aggregate	Aggregate	Diesel	25376.21313	19658.9	509.9087148	747038.2	1.290826	0.034
Statewide Totals	2040	Light Commercial ·	Aggregate	Aggregate	Diesel	2772722.957	1022817.6	8899.20604	37844251.2	2.710867	0.073
Statewide Totals	2040	Light Commercial ·	Aggregate	Aggregate	Diesel	5579765.641	3838686.75	10138.73941	176579590.5	1.453561	0.032
Statewide Totals	2041	Construction and I	Aggregate	Aggregate	Diesel	3833805.505	668049.6274	1702.400122	147711612.1	5.738803	0.026
Statewide Totals	2041	Construction and I	Aggregate	Aggregate	Diesel	9065822.515	2632504.052	5121.52455	608401436.8	3.443802	0.015
Statewide Totals	2041	Construction and I	Aggregate	Aggregate	Diesel	22389572.59	4755076.543	9433.775752	1008664014	4.708562	0.022
Statewide Totals	2041	Construction and I	Aggregate	Aggregate	Diesel	40339804.33	12878128.84	18335.73787	2029709781	3.132427	0.020
Statewide Totals	2041	Construction and I	Aggregate	Aggregate	Diesel	15154529.02	3804405.418	5927.619973	715657398.6	3.983416	0.021
Statewide Totals	2041	Construction and I	Aggregate	Aggregate	Diesel	874.8487399	0	142.9365411	0		
Statewide Totals	2041	Construction and I	Aggregate	Aggregate	Diesel	1283.098955	0	992.0599611	0		
Statewide Totals	2041	Construction and I	Aggregate	Aggregate	Diesel	49667.22131	35875.85	90.65707167	1183903.05	1.384419	0.042
Statewide Totals	2041	Construction and I	Aggregate	Aggregate	Diesel	103.5787814	0	41.86592353	0		
Statewide Totals	2041	Construction and I	Aggregate	Aggregate	Diesel	739.9979582	0	65.77999819	0		
Statewide Totals	2041	Construction and I	Aggregate	Aggregate	Diesel	2790.00946	0	640.8804933	0		
Statewide Totals	2041	Construction and I	Aggregate	Aggregate	Diesel	196.5161974	0	26.16999928	0		
Statewide Totals	2041	Construction and I	Aggregate	Aggregate	Diesel	328.4894114	0	64.01604228	0		
Statewide Totals	2041	Construction and I	Aggregate	Aggregate	Diesel	923.5100397	0	574.0599807	0		
Statewide Totals	2041	Construction and I	Aggregate	Aggregate	Diesel	5618.798538	0	1720.933407	0		
Statewide Totals	2041	Construction and I	Aggregate	Aggregate	Diesel	138.3095521	0	17.41638101	0		
Statewide Totals	2041	Construction and I	Aggregate	Aggregate	Diesel	36118.49248	13004.95	5043.510115	481183.15	2.777288	0.075
Statewide Totals	2041	Construction and I	Aggregate	Aggregate	Diesel	36831.14941	0	6531.425607	0		
Statewide Totals	2041	Construction and I	Aggregate	Aggregate	Diesel	3560.294645	0	486.0668018	0		
Statewide Totals	2041	Construction and I	Aggregate	Aggregate	Diesel	4429.595179	0	693.656631	0		
Statewide Totals	2041	Construction and I	Aggregate	Aggregate	Diesel	8537437.513	3018932.157	4174.074224	374279903.4	2.827966	0.023
Statewide Totals	2041	Construction and I	Aggregate	Aggregate	Diesel	51319464.64	6425688.157	4368.715185	2603364739	7.98661	0.020
Statewide Totals	2041	Construction and I	Aggregate	Aggregate	Diesel	11436374.05	3069990.183	6317.075944	528694834.2	3.725215	0.022
Statewide Totals	2041	Construction and I	Aggregate	Aggregate	Diesel	2689043.332	964616.5398	2242.036055	124870561.1	2.787681	0.022
Statewide Totals	2041	Construction and I	Aggregate	Aggregate	Diesel	1564960.464	643842.569	1270.322121	84705666.62	2.430657	0.018
Statewide Totals	2041	Construction and I	Aggregate	Aggregate	Diesel	6975578.451	4375220.217	11687.61964	351467148.9	1.594338	0.020
Statewide Totals	2041	Construction and I	Aggregate	Aggregate	Diesel	7574427.56	3616850.577	11774.40127	363448927.9	2.094205	0.021
Statewide Totals	2041	Construction and I	Aggregate	Aggregate	Diesel	4460970.968	872502.0532	1041.004231	216302983.9	5.112849	0.021
Statewide Totals	2041	Construction and I	Aggregate	Aggregate	Diesel	61620307.95	16295041.21	15260.36314	3299809595	3.781537	0.019
Statewide Totals	2041	Construction and I	Aggregate	Aggregate	Diesel	40105709.31	4371982.211	8573.9995	1605305294	9.173347	0.025
Statewide Totals	2041	Construction and I	Aggregate	Aggregate	Diesel	7344647.465	5786347.205	15268.61198	378498362	1.269306	0.019
Statewide Totals	2041	Construction and I	Aggregate	Aggregate	Diesel	843018.8692	205237.2791	701.1518198	54023171.02	4.107533	0.016
Statewide Totals	2041	Construction and I	Aggregate	Aggregate	Diesel	56292710.13	29991758.66	46053.50486	2938697868	1.876939	0.019

										Fuel Consumption Estimate	
Region	Calendar Year	Vehicle Category	Model Year	Horsepower Bin	Fuel	Fuel Consumption	Total_Activity_hpy	Total_Population	Horsepower_Hours_hhpy	gallons per hour	gallons per hp-hr
Statewide Totals	2041	Construction and I	Aggregate	Aggregate	Diesel	2316682.692	1092067.98	2766.662593	85863434.42	2.121372	0.027
Statewide Totals	2041	Industrial - Aerial I	Aggregate	Aggregate	Diesel	3565696.722	3432047.065	10377.29505	215823427	1.038942	0.017
Statewide Totals	2041	Industrial - Forklift	Aggregate	Aggregate	Diesel	15013021.96	16061953.64	19467.14464	1437610341	0.934695	0.010
Statewide Totals	2041	Industrial - Misc - A	Aggregate	Aggregate	Diesel	3155.673738	0	1471.519933	0		
Statewide Totals	2041	Industrial - Misc - (	Aggregate	Aggregate	Diesel	2520.422357	0	308.8477213	0		
Statewide Totals	2041	Industrial - Misc - S	Aggregate	Aggregate	Diesel	681.6237777	0	127.4279964	0		
Statewide Totals	2041	Industrial - Other (	Aggregate	Aggregate	Diesel	7250858.854	4530898.532	4955.876511	399595829.7	1.600314	0.018
Statewide Totals	2041	Industrial - Other I	Aggregate	Aggregate	Diesel	4251196.417	1238427.389	1490.725013	207432370.3	3.432738	0.020
Statewide Totals	2041	Light Commercial	Aggregate	Aggregate	Diesel	1077803.199	973392.95	1392.738148	36015539.15	1.107264	0.030
Statewide Totals	2041	Light Commercial	Aggregate	Aggregate	Diesel	5015103.649	1959582.8	17091.15086	64666232.4	2.559271	0.078
Statewide Totals	2041	Light Commercial	Aggregate	Aggregate	Diesel	25376.10316	19658.9	509.9189744	747038.2	1.29082	0.034
Statewide Totals	2041	Light Commercial	Aggregate	Aggregate	Diesel	2772736.123	1022817.6	8899.336274	37844251.2	2.71088	0.073
Statewide Totals	2041	Light Commercial	Aggregate	Aggregate	Diesel	5579771.711	3838686.75	10138.65941	176579590.5	1.453563	0.032
Statewide Totals	2042	Construction and I	Aggregate	Aggregate	Diesel	3871395.443	674599.7624	1712.808852	149159904.2	5.738803	0.026
Statewide Totals	2042	Construction and I	Aggregate	Aggregate	Diesel	9154711.662	2658315.394	5152.83832	614366729.5	3.443802	0.015
Statewide Totals	2042	Construction and I	Aggregate	Aggregate	Diesel	22609099.28	4801699.417	9491.455272	1018553826	4.708562	0.022
Statewide Totals	2042	Construction and I	Aggregate	Aggregate	Diesel	40735330.58	13004397.13	18447.84532	2049610807	3.132427	0.020
Statewide Totals	2042	Construction and I	Aggregate	Aggregate	Diesel	15303117.1	3841707.092	5963.862331	722674321.3	3.983416	0.021
Statewide Totals	2042	Construction and I	Aggregate	Aggregate	Diesel	875.1545893	0	142.9533013	0		
Statewide Totals	2042	Construction and I	Aggregate	Aggregate	Diesel	1283.042867	0	992.0599859	0		
Statewide Totals	2042	Construction and I	Aggregate	Aggregate	Diesel	49665.1951	35875.85	90.23331159	1183903.05	1.384363	0.042
Statewide Totals	2042	Construction and I	Aggregate	Aggregate	Diesel	103.8004164	0	41.95550691	0		
Statewide Totals	2042	Construction and I	Aggregate	Aggregate	Diesel	740.110485	0	65.79000098	0		
Statewide Totals	2042	Construction and I	Aggregate	Aggregate	Diesel	2789.422444	0	640.7463078	0		
Statewide Totals	2042	Construction and I	Aggregate	Aggregate	Diesel	196.5162061	0	26.17000039	0		
Statewide Totals	2042	Construction and I	Aggregate	Aggregate	Diesel	327.129431	0	63.7510096	0		
Statewide Totals	2042	Construction and I	Aggregate	Aggregate	Diesel	923.6548629	0	574.1500058	0		
Statewide Totals	2042	Construction and I	Aggregate	Aggregate	Diesel	5596.866935	0	1713.755721	0		
Statewide Totals	2042	Construction and I	Aggregate	Aggregate	Diesel	136.9064335	0	17.23969602	0		
Statewide Totals	2042	Construction and I	Aggregate	Aggregate	Diesel	36118.27601	13004.95	5043.434768	481183.15	2.777271	0.075
Statewide Totals	2042	Construction and I	Aggregate	Aggregate	Diesel	36709.56214	0	6509.863963	0		
Statewide Totals	2042	Construction and I	Aggregate	Aggregate	Diesel	3557.908369	0	485.7410177	0		
Statewide Totals	2042	Construction and I	Aggregate	Aggregate	Diesel	4236.195698	0	658.8579673	0		
Statewide Totals	2042	Construction and I	Aggregate	Aggregate	Diesel	8621145.918	3048532.374	4199.595139	377949666.6	2.827966	0.023
Statewide Totals	2042	Construction and I	Aggregate	Aggregate	Diesel	51822644.96	6488691.149	4395.426165	2628890374	7.98661	0.020
Statewide Totals	2042	Construction and I	Aggregate	Aggregate	Diesel	11548506.13	3100091.016	6355.699494	533878614.6	3.725215	0.022
Statewide Totals	2042	Construction and I	Aggregate	Aggregate	Diesel	2715409.033	974074.4728	2255.744199	126094899.9	2.787681	0.022
Statewide Totals	2042	Construction and I	Aggregate	Aggregate	Diesel	1580304.686	650155.3572	1278.089061	85536194.08	2.430657	0.018
Statewide Totals	2042	Construction and I	Aggregate	Aggregate	Diesel	7043973.041	4418118.651	11759.0795	354913236.1	1.594338	0.020
Statewide Totals	2042	Construction and I	Aggregate	Aggregate	Diesel	7648693.784	3652313.301	11846.39172	367012494.8	2.094205	0.021
Statewide Totals	2042	Construction and I	Aggregate	Aggregate	Diesel	4504710.177	881056.8163	1047.369087	218423805	5.112849	0.021
Statewide Totals	2042	Construction and I	Aggregate	Aggregate	Diesel	62224486.63	16454811.85	15353.66729	3332163776	3.781537	0.019
Statewide Totals	2042	Construction and I	Aggregate	Aggregate	Diesel	40498940.29	4414848.898	8626.422218	1621045093	9.173347	0.025

										Fuel Consumption Estimate	
Region	Calendar Year	Vehicle Category	Model Year	Horsepower Bin	Fuel	Fuel Consumption	Total_Activity_hpy	Total_Population	Horsepower_Hours_hhpy	gallons per hour	gallons per hp-hr
Statewide Totals	2042	Construction and I	Aggregate	Aggregate	Diesel	7416660.726	5843081.547	15361.96657	382209486.6	1.269306	0.019
Statewide Totals	2042	Construction and I	Aggregate	Aggregate	Diesel	851284.5537	207249.6025	705.4387672	54552860.81	4.107533	0.016
Statewide Totals	2042	Construction and I	Aggregate	Aggregate	Diesel	56844652.44	30285823.74	46335.08289	2967511398	1.876939	0.019
Statewide Totals	2042	Construction and I	Aggregate	Aggregate	Diesel	2339397.448	1102775.557	2783.578383	86705313.63	2.121372	0.027
Statewide Totals	2042	Industrial - Aerial I	Aggregate	Aggregate	Diesel	3600657.89	3465697.816	10440.74339	217939546.1	1.038942	0.017
Statewide Totals	2042	Industrial - Forklift	Aggregate	Aggregate	Diesel	15160222.59	16219438.9	19586.16968	1451705913	0.934695	0.010
Statewide Totals	2042	Industrial - Misc - A	Aggregate	Aggregate	Diesel	3144.966597	0	1466.526805	0		
Statewide Totals	2042	Industrial - Misc - I	Aggregate	Aggregate	Diesel	2509.158192	0	307.4786001	0		
Statewide Totals	2042	Industrial - Misc - S	Aggregate	Aggregate	Diesel	670.6391387	0	125.3068543	0		
Statewide Totals	2042	Industrial - Other (	Aggregate	Aggregate	Diesel	7321952.531	4575323.371	4986.177483	403513812	1.600314	0.018
Statewide Totals	2042	Industrial - Other I	Aggregate	Aggregate	Diesel	4292878.815	1250570	1499.839529	209466216.3	3.432738	0.020
Statewide Totals	2042	Light Commercial -	Aggregate	Aggregate	Diesel	1077745.104	973392.95	1392.578189	36015539.15	1.107205	0.030
Statewide Totals	2042	Light Commercial -	Aggregate	Aggregate	Diesel	5015071.695	1959582.8	17090.93046	64666232.4	2.559255	0.078
Statewide Totals	2042	Light Commercial -	Aggregate	Aggregate	Diesel	25370.93625	19658.9	509.7888365	747038.2	1.290557	0.034
Statewide Totals	2042	Light Commercial -	Aggregate	Aggregate	Diesel	2772781.315	1022817.6	8899.446059	37844251.2	2.710925	0.073
Statewide Totals	2042	Light Commercial -	Aggregate	Aggregate	Diesel	5579891.657	3838686.75	10139.14926	176579590.5	1.453594	0.032
Statewide Totals	2043	Construction and I	Aggregate	Aggregate	Diesel	3908985.38	681149.8975	1723.170286	150608196.3	5.738803	0.026
Statewide Totals	2043	Construction and I	Aggregate	Aggregate	Diesel	9243600.81	2684126.735	5184.009805	620332022.2	3.443802	0.015
Statewide Totals	2043	Construction and I	Aggregate	Aggregate	Diesel	22828625.97	4848322.291	9548.872706	1028443639	4.708562	0.022
Statewide Totals	2043	Construction and I	Aggregate	Aggregate	Diesel	41130856.84	13130665.42	18559.44337	2069511834	3.132427	0.020
Statewide Totals	2043	Construction and I	Aggregate	Aggregate	Diesel	15451705.18	3879008.766	5999.94001	729691244	3.983416	0.021
Statewide Totals	2043	Construction and I	Aggregate	Aggregate	Diesel	875.4599875	0	142.976496	0		
Statewide Totals	2043	Construction and I	Aggregate	Aggregate	Diesel	1283.51482	0	992.2699454	0		
Statewide Totals	2043	Construction and I	Aggregate	Aggregate	Diesel	49663.30582	35875.85	89.83819109	1183903.05	1.38431	0.042
Statewide Totals	2043	Construction and I	Aggregate	Aggregate	Diesel	103.803049	0	41.95657143	0		
Statewide Totals	2043	Construction and I	Aggregate	Aggregate	Diesel	740.3354728	0	65.81000002	0		
Statewide Totals	2043	Construction and I	Aggregate	Aggregate	Diesel	2788.85772	0	640.6157951	0		
Statewide Totals	2043	Construction and I	Aggregate	Aggregate	Diesel	196.5912951	0	26.18000001	0		
Statewide Totals	2043	Construction and I	Aggregate	Aggregate	Diesel	325.591307	0	63.45125914	0		
Statewide Totals	2043	Construction and I	Aggregate	Aggregate	Diesel	923.6066087	0	574.1200123	0		
Statewide Totals	2043	Construction and I	Aggregate	Aggregate	Diesel	5576.518082	0	1707.000835	0		
Statewide Totals	2043	Construction and I	Aggregate	Aggregate	Diesel	135.1794787	0	17.02223251	0		
Statewide Totals	2043	Construction and I	Aggregate	Aggregate	Diesel	36118.39322	13004.95	5043.47572	481183.15	2.77728	0.075
Statewide Totals	2043	Construction and I	Aggregate	Aggregate	Diesel	36598.38345	0	6490.148191	0		
Statewide Totals	2043	Construction and I	Aggregate	Aggregate	Diesel	3556.739676	0	485.581462	0		
Statewide Totals	2043	Construction and I	Aggregate	Aggregate	Diesel	4121.031614	0	644.8382139	0		
Statewide Totals	2043	Construction and I	Aggregate	Aggregate	Diesel	8704854.322	3078132.59	4225.000093	381619429.8	2.827966	0.023
Statewide Totals	2043	Construction and I	Aggregate	Aggregate	Diesel	52325825.27	6551694.141	4422.015775	2654416008	7.98661	0.020
Statewide Totals	2043	Construction and I	Aggregate	Aggregate	Diesel	11660638.21	3130191.849	6394.147545	539062395	3.725215	0.022
Statewide Totals	2043	Construction and I	Aggregate	Aggregate	Diesel	2741774.735	983532.4058	2269.390056	127319238.6	2.787681	0.022
Statewide Totals	2043	Construction and I	Aggregate	Aggregate	Diesel	1595648.909	656468.1453	1285.820709	86366721.53	2.430657	0.018
Statewide Totals	2043	Construction and I	Aggregate	Aggregate	Diesel	7112367.632	4461017.086	11830.21466	358359323.3	1.594338	0.020
Statewide Totals	2043	Construction and I	Aggregate	Aggregate	Diesel	7722960.008	3687776.025	11918.05506	370576061.7	2.094205	0.021

										Fuel Consumption Estimate	
Region	Calendar Year	Vehicle Category	Model Year	Horsepower Bin	Fuel	Fuel Consumption	Total_Activity_hpy	Total_Population	Horsepower_Hours_hhpy	gallons per hour	gallons per hp-hr
Statewide Totals	2043	Construction and I	Aggregate	Aggregate	Diesel	4548449.386	889611.5794	1053.705023	220544626.1	5.112849	0.021
Statewide Totals	2043	Construction and I	Aggregate	Aggregate	Diesel	62828665.3	16614582.5	15446.54748	3364517957	3.781537	0.019
Statewide Totals	2043	Construction and I	Aggregate	Aggregate	Diesel	40892171.27	4457715.584	8678.606738	1636784891	9.173347	0.025
Statewide Totals	2043	Construction and I	Aggregate	Aggregate	Diesel	7488673.988	5899815.888	15454.89696	385920611.1	1.269306	0.019
Statewide Totals	2043	Construction and I	Aggregate	Aggregate	Diesel	859550.2382	209261.9259	709.7062355	55082550.6	4.107533	0.016
Statewide Totals	2043	Construction and I	Aggregate	Aggregate	Diesel	57396594.75	30579888.83	46615.38149	2996324927	1.876939	0.019
Statewide Totals	2043	Construction and I	Aggregate	Aggregate	Diesel	2362112.205	1113483.134	2800.41731	87547192.84	2.121372	0.027
Statewide Totals	2043	Industrial - Aerial I	Aggregate	Aggregate	Diesel	3635619.058	3499348.567	10503.90343	220055665.3	1.038942	0.017
Statewide Totals	2043	Industrial - Forklift	Aggregate	Aggregate	Diesel	15307423.21	16376924.15	19704.6539	1465801486	0.934695	0.010
Statewide Totals	2043	Industrial - Misc - A	Aggregate	Aggregate	Diesel	3138.067207	0	1463.309291	0		
Statewide Totals	2043	Industrial - Misc - (	Aggregate	Aggregate	Diesel	2503.465222	0	306.9769866	0		
Statewide Totals	2043	Industrial - Misc - S	Aggregate	Aggregate	Diesel	663.8193644	0	124.1332699	0		
Statewide Totals	2043	Industrial - Other (	Aggregate	Aggregate	Diesel	7393046.209	4619748.211	5016.340773	407431794.4	1.600314	0.018
Statewide Totals	2043	Industrial - Other I	Aggregate	Aggregate	Diesel	4334561.213	1262712.611	1508.912631	211500062.2	3.432738	0.020
Statewide Totals	2043	Light Commercial	Aggregate	Aggregate	Diesel	1077766.197	973392.95	1392.608199	36015539.15	1.107226	0.030
Statewide Totals	2043	Light Commercial	Aggregate	Aggregate	Diesel	5015123.975	1959582.8	17091.13059	64666232.4	2.559281	0.078
Statewide Totals	2043	Light Commercial	Aggregate	Aggregate	Diesel	25370.73779	19658.9	509.7688685	747038.2	1.290547	0.034
Statewide Totals	2043	Light Commercial	Aggregate	Aggregate	Diesel	2772742.354	1022817.6	8899.366368	37844251.2	2.710886	0.073
Statewide Totals	2043	Light Commercial	Aggregate	Aggregate	Diesel	5579814.939	3838686.75	10138.81918	176579590.5	1.453574	0.032
Statewide Totals	2044	Construction and I	Aggregate	Aggregate	Diesel	3946575.318	687700.0325	1733.485064	152056488.4	5.738803	0.026
Statewide Totals	2044	Construction and I	Aggregate	Aggregate	Diesel	9332489.957	2709938.077	5215.040927	626297314.9	3.443802	0.015
Statewide Totals	2044	Construction and I	Aggregate	Aggregate	Diesel	23048152.66	4894945.164	9606.031594	1038333451	4.708562	0.022
Statewide Totals	2044	Construction and I	Aggregate	Aggregate	Diesel	41526383.09	13256933.71	18670.53891	2089412860	3.132427	0.020
Statewide Totals	2044	Construction and I	Aggregate	Aggregate	Diesel	15600293.26	3916310.439	6035.855234	736708166.8	3.983416	0.021
Statewide Totals	2044	Construction and I	Aggregate	Aggregate	Diesel	875.4315474	0	142.9911723	0		
Statewide Totals	2044	Construction and I	Aggregate	Aggregate	Diesel	1283.475656	0	992.3200484	0		
Statewide Totals	2044	Construction and I	Aggregate	Aggregate	Diesel	49661.33702	35875.85	89.42643761	1183903.05	1.384255	0.042
Statewide Totals	2044	Construction and I	Aggregate	Aggregate	Diesel	103.6857051	0	41.90914158	0		
Statewide Totals	2044	Construction and I	Aggregate	Aggregate	Diesel	740.560518	0	65.83000516	0		
Statewide Totals	2044	Construction and I	Aggregate	Aggregate	Diesel	2788.469019	0	640.524945	0		
Statewide Totals	2044	Construction and I	Aggregate	Aggregate	Diesel	196.9667716	0	26.23000206	0		
Statewide Totals	2044	Construction and I	Aggregate	Aggregate	Diesel	324.6743222	0	63.27255755	0		
Statewide Totals	2044	Construction and I	Aggregate	Aggregate	Diesel	923.5262032	0	574.070027	0		
Statewide Totals	2044	Construction and I	Aggregate	Aggregate	Diesel	5561.226389	0	1702.79124	0		
Statewide Totals	2044	Construction and I	Aggregate	Aggregate	Diesel	133.6205191	0	16.82592291	0		
Statewide Totals	2044	Construction and I	Aggregate	Aggregate	Diesel	36118.50631	13004.95	5043.515003	481183.15	2.777289	0.075
Statewide Totals	2044	Construction and I	Aggregate	Aggregate	Diesel	36506.89667	0	6473.924477	0		
Statewide Totals	2044	Construction and I	Aggregate	Aggregate	Diesel	3555.804514	0	485.4537886	0		
Statewide Totals	2044	Construction and I	Aggregate	Aggregate	Diesel	4101.070936	0	643.5077053	0		
Statewide Totals	2044	Construction and I	Aggregate	Aggregate	Diesel	8788562.727	3107732.806	4250.29065	385289192.9	2.827966	0.023
Statewide Totals	2044	Construction and I	Aggregate	Aggregate	Diesel	52829005.59	6614697.133	4448.485654	2679941643	7.98661	0.020
Statewide Totals	2044	Construction and I	Aggregate	Aggregate	Diesel	11772770.29	3160292.682	6432.422468	544246175.4	3.725215	0.022
Statewide Totals	2044	Construction and I	Aggregate	Aggregate	Diesel	2768140.436	992990.3387	2282.974468	128543577.3	2.787681	0.022

										Fuel Consumption Estimate	
Region	Calendar Year	Vehicle Category	Model Year	Horsepower Bin	Fuel	Fuel Consumption	Total_Activity_hpy	Total_Population	Horsepower_Hours_hhpy	gallons per hour	gallons per hp-hr
Statewide Totals	2044	Construction and I	Aggregate	Aggregate	Diesel	1610993.132	662780.9335	1293.517542	87197248.98	2.430657	0.018
Statewide Totals	2044	Construction and I	Aggregate	Aggregate	Diesel	7180762.223	4503915.52	11901.0295	361805410.6	1.594338	0.020
Statewide Totals	2044	Construction and I	Aggregate	Aggregate	Diesel	7797226.233	3723238.749	11989.39571	374139628.6	2.094205	0.021
Statewide Totals	2044	Construction and I	Aggregate	Aggregate	Diesel	4592188.595	898166.3424	1060.012428	222665447.2	5.112849	0.021
Statewide Totals	2044	Construction and I	Aggregate	Aggregate	Diesel	63432843.97	16774353.14	15539.00944	3396872137	3.781537	0.019
Statewide Totals	2044	Construction and I	Aggregate	Aggregate	Diesel	41285402.26	4500582.271	8730.556275	1652524689	9.173347	0.025
Statewide Totals	2044	Construction and I	Aggregate	Aggregate	Diesel	7560687.25	5956550.229	15547.4089	389631735.7	1.269306	0.019
Statewide Totals	2044	Construction and I	Aggregate	Aggregate	Diesel	867815.9227	211274.2493	713.9544877	55612240.39	4.107533	0.016
Statewide Totals	2044	Construction and I	Aggregate	Aggregate	Diesel	57948537.05	30873953.91	46894.41792	3025138457	1.876939	0.019
Statewide Totals	2044	Construction and I	Aggregate	Aggregate	Diesel	2384826.961	1124190.711	2817.180414	88389072.04	2.121372	0.027
Statewide Totals	2044	Industrial - Aerial l	Aggregate	Aggregate	Diesel	3670580.225	3532999.318	10566.77907	222171784.4	1.038942	0.017
Statewide Totals	2044	Industrial - Forklift	Aggregate	Aggregate	Diesel	15454623.83	16534409.4	19822.60459	1479897058	0.934695	0.010
Statewide Totals	2044	Industrial - Misc - A	Aggregate	Aggregate	Diesel	3133.47187	0	1461.165783	0		
Statewide Totals	2044	Industrial - Misc - (	Aggregate	Aggregate	Diesel	2503.833902	0	307.1115083	0		
Statewide Totals	2044	Industrial - Misc - S	Aggregate	Aggregate	Diesel	662.1644278	0	123.8750152	0		
Statewide Totals	2044	Industrial - Other (	Aggregate	Aggregate	Diesel	7464139.886	4664173.05	5046.368241	411349776.7	1.600314	0.018
Statewide Totals	2044	Industrial - Other I	Aggregate	Aggregate	Diesel	4376243.612	1274855.222	1517.944877	213533908.2	3.432738	0.020
Statewide Totals	2044	Light Commercial ·	Aggregate	Aggregate	Diesel	1077742.448	973392.95	1392.568164	36015539.15	1.107202	0.030
Statewide Totals	2044	Light Commercial ·	Aggregate	Aggregate	Diesel	5015168.822	1959582.8	17091.34032	64666232.4	2.559304	0.078
Statewide Totals	2044	Light Commercial ·	Aggregate	Aggregate	Diesel	25372.48348	19658.9	509.7687335	747038.2	1.290636	0.034
Statewide Totals	2044	Light Commercial ·	Aggregate	Aggregate	Diesel	2772842.788	1022817.6	8899.806179	37844251.2	2.710985	0.073
Statewide Totals	2044	Light Commercial ·	Aggregate	Aggregate	Diesel	5579784.588	3838686.75	10138.73935	176579590.5	1.453566	0.032
Statewide Totals	2045	Construction and I	Aggregate	Aggregate	Diesel	3984165.255	694250.1675	1743.753809	153504780.6	5.738803	0.026
Statewide Totals	2045	Construction and I	Aggregate	Aggregate	Diesel	9421379.104	2735749.418	5245.933567	632262607.7	3.443802	0.015
Statewide Totals	2045	Construction and I	Aggregate	Aggregate	Diesel	23267679.35	4941568.038	9662.935399	1048223264	4.708562	0.022
Statewide Totals	2045	Construction and I	Aggregate	Aggregate	Diesel	41921909.34	13383201.99	18781.13866	2109313886	3.132427	0.020
Statewide Totals	2045	Construction and I	Aggregate	Aggregate	Diesel	15748881.34	3953612.113	6071.610178	743725089.5	3.983416	0.021
Statewide Totals	2045	Construction and I	Aggregate	Aggregate	Diesel	874.8824232	0	142.8765459	0		
Statewide Totals	2045	Construction and I	Aggregate	Aggregate	Diesel	1283.501363	0	992.3299656	0		
Statewide Totals	2045	Construction and I	Aggregate	Aggregate	Diesel	49658.9115	35875.85	88.91916946	1183903.05	1.384188	0.042
Statewide Totals	2045	Construction and I	Aggregate	Aggregate	Diesel	103.8568225	0	41.97830593	0		
Statewide Totals	2045	Construction and I	Aggregate	Aggregate	Diesel	740.110505	0	65.79000203	0		
Statewide Totals	2045	Construction and I	Aggregate	Aggregate	Diesel	2788.067602	0	640.433451	0		
Statewide Totals	2045	Construction and I	Aggregate	Aggregate	Diesel	197.0418547	0	26.24000081	0		
Statewide Totals	2045	Construction and I	Aggregate	Aggregate	Diesel	323.1083195	0	62.96737504	0		
Statewide Totals	2045	Construction and I	Aggregate	Aggregate	Diesel	923.493996	0	574.0500147	0		
Statewide Totals	2045	Construction and I	Aggregate	Aggregate	Diesel	5551.232142	0	1700.415757	0		
Statewide Totals	2045	Construction and I	Aggregate	Aggregate	Diesel	131.8298576	0	16.6004371	0		
Statewide Totals	2045	Construction and I	Aggregate	Aggregate	Diesel	36118.40205	13004.95	5043.478734	481183.15	2.777281	0.075
Statewide Totals	2045	Construction and I	Aggregate	Aggregate	Diesel	36523.2934	0	6476.832202	0		
Statewide Totals	2045	Construction and I	Aggregate	Aggregate	Diesel	3554.097962	0	485.2208119	0		
Statewide Totals	2045	Construction and I	Aggregate	Aggregate	Diesel	4118.903646	0	645.9853997	0		
Statewide Totals	2045	Construction and I	Aggregate	Aggregate	Diesel	8872271.132	3137333.022	4275.468342	388958956.1	2.827966	0.023

										Fuel Consumption Estimate	
Region	Calendar Year	Vehicle Category	Model Year	Horsepower Bin	Fuel	Fuel Consumption	Total_Activity_hpy	Total_Population	Horsepower_Hours_hhpy	gallons per hour	gallons per hp-hr
Statewide Totals	2045	Construction and I	Aggregate	Aggregate	Diesel	53332185.91	6677700.125	4474.837406	2705467277	7.98661	0.020
Statewide Totals	2045	Construction and I	Aggregate	Aggregate	Diesel	11884902.37	3190393.515	6470.526581	549429955.8	3.725215	0.022
Statewide Totals	2045	Construction and I	Aggregate	Aggregate	Diesel	2794506.138	1002448.272	2296.498256	129767916.1	2.787681	0.022
Statewide Totals	2045	Construction and I	Aggregate	Aggregate	Diesel	1626337.355	669093.7216	1301.180027	88027776.43	2.430657	0.018
Statewide Totals	2045	Construction and I	Aggregate	Aggregate	Diesel	7249156.814	4546813.955	11971.52832	365251497.8	1.594338	0.020
Statewide Totals	2045	Construction and I	Aggregate	Aggregate	Diesel	7871492.457	3758701.474	12060.41799	377703195.6	2.094205	0.021
Statewide Totals	2045	Construction and I	Aggregate	Aggregate	Diesel	4635927.804	906721.1055	1066.291685	224786268.3	5.112849	0.021
Statewide Totals	2045	Construction and I	Aggregate	Aggregate	Diesel	64037022.65	16934123.79	15631.05877	3429226318	3.781537	0.019
Statewide Totals	2045	Construction and I	Aggregate	Aggregate	Diesel	41678633.24	4543448.957	8782.273976	1668264488	9.173347	0.025
Statewide Totals	2045	Construction and I	Aggregate	Aggregate	Diesel	7632700.512	6013284.571	15639.50799	393342860.3	1.269306	0.019
Statewide Totals	2045	Construction and I	Aggregate	Aggregate	Diesel	876081.6072	213286.5727	718.1837812	56141930.17	4.107533	0.016
Statewide Totals	2045	Construction and I	Aggregate	Aggregate	Diesel	58500479.36	31168018.99	47172.2091	3053951987	1.876939	0.019
Statewide Totals	2045	Construction and I	Aggregate	Aggregate	Diesel	2407541.717	1134898.288	2833.868708	89230951.25	2.121372	0.027
Statewide Totals	2045	Industrial - Aerial I	Aggregate	Aggregate	Diesel	3705541.393	3566650.069	10629.37411	224287903.5	1.038942	0.017
Statewide Totals	2045	Industrial - Forklift	Aggregate	Aggregate	Diesel	15601824.46	16691894.66	19940.02889	1493992630	0.934695	0.010
Statewide Totals	2045	Industrial - Misc - A	Aggregate	Aggregate	Diesel	3135.168446	0	1461.956399	0		
Statewide Totals	2045	Industrial - Misc - (	Aggregate	Aggregate	Diesel	2506.499951	0	307.4693035	0		
Statewide Totals	2045	Industrial - Misc - S	Aggregate	Aggregate	Diesel	662.9429541	0	124.0420879	0		
Statewide Totals	2045	Industrial - Other (	Aggregate	Aggregate	Diesel	7535233.563	4708597.889	5076.261704	415267759.1	1.600314	0.018
Statewide Totals	2045	Industrial - Other I	Aggregate	Aggregate	Diesel	4417926.01	1286997.832	1526.936815	215567754.2	3.432738	0.020
Statewide Totals	2045	Light Commercial ·	Aggregate	Aggregate	Diesel	1077763.498	973392.95	1392.608044	36015539.15	1.107223	0.030
Statewide Totals	2045	Light Commercial ·	Aggregate	Aggregate	Diesel	5015205.331	1959582.8	17091.53983	64666232.4	2.559323	0.078
Statewide Totals	2045	Light Commercial ·	Aggregate	Aggregate	Diesel	25364.72188	19658.9	509.648715	747038.2	1.290241	0.034
Statewide Totals	2045	Light Commercial ·	Aggregate	Aggregate	Diesel	2772867.299	1022817.6	8899.745867	37844251.2	2.711009	0.073
Statewide Totals	2045	Light Commercial ·	Aggregate	Aggregate	Diesel	5579746.701	3838686.75	10138.60935	176579590.5	1.453556	0.032
Statewide Totals	2046	Construction and I	Aggregate	Aggregate	Diesel	4021755.193	700800.3026	1753.977134	154953072.7	5.738803	0.026
Statewide Totals	2046	Construction and I	Aggregate	Aggregate	Diesel	9510268.252	2761560.76	5276.689561	638227900.4	3.443802	0.015
Statewide Totals	2046	Construction and I	Aggregate	Aggregate	Diesel	23487206.04	4988190.912	9719.587505	1058113076	4.708562	0.022
Statewide Totals	2046	Construction and I	Aggregate	Aggregate	Diesel	42317435.6	13509470.28	18891.2492	2129214912	3.132427	0.020
Statewide Totals	2046	Construction and I	Aggregate	Aggregate	Diesel	15897469.42	3990913.787	6107.20697	750742012.2	3.983416	0.021
Statewide Totals	2046	Construction and I	Aggregate	Aggregate	Diesel	873.6313645	0	142.6709095	0		
Statewide Totals	2046	Construction and I	Aggregate	Aggregate	Diesel	1283.787623	0	992.4299987	0		
Statewide Totals	2046	Construction and I	Aggregate	Aggregate	Diesel	49656.88774	35875.85	88.49592167	1183903.05	1.384131	0.042
Statewide Totals	2046	Construction and I	Aggregate	Aggregate	Diesel	103.7857569	0	41.94958149	0		
Statewide Totals	2046	Construction and I	Aggregate	Aggregate	Diesel	740.1104733	0	65.7900006	0		
Statewide Totals	2046	Construction and I	Aggregate	Aggregate	Diesel	2787.908098	0	640.3991432	0		
Statewide Totals	2046	Construction and I	Aggregate	Aggregate	Diesel	196.7414806	0	26.20000024	0		
Statewide Totals	2046	Construction and I	Aggregate	Aggregate	Diesel	322.0844561	0	62.76784431	0		
Statewide Totals	2046	Construction and I	Aggregate	Aggregate	Diesel	923.4457495	0	574.0200248	0		
Statewide Totals	2046	Construction and I	Aggregate	Aggregate	Diesel	5549.734368	0	1700.307355	0		
Statewide Totals	2046	Construction and I	Aggregate	Aggregate	Diesel	131.0129753	0	16.49757268	0		
Statewide Totals	2046	Construction and I	Aggregate	Aggregate	Diesel	36118.50377	13004.95	5043.514143	481183.15	2.777289	0.075
Statewide Totals	2046	Construction and I	Aggregate	Aggregate	Diesel	36553.50927	0	6482.190505	0		

										Fuel Consumption Estimate	
Region	Calendar Year	Vehicle Category	Model Year	Horsepower Bin	Fuel	Fuel Consumption	Total_Activity_hpy	Total_Population	Horsepower_Hours_hhpy	gallons per hour	gallons per hp-hr
Statewide Totals	2046	Construction and I	Aggregate	Aggregate	Diesel	3552.933027	0	485.0617656	0		
Statewide Totals	2046	Construction and I	Aggregate	Aggregate	Diesel	4129.988018	0	648.3484239	0		
Statewide Totals	2046	Construction and I	Aggregate	Aggregate	Diesel	8955979.537	3166933.238	4300.534668	392628719.2	2.827966	0.023
Statewide Totals	2046	Construction and I	Aggregate	Aggregate	Diesel	53835366.23	6740703.116	4501.072597	2730992912	7.98661	0.020
Statewide Totals	2046	Construction and I	Aggregate	Aggregate	Diesel	11997034.46	3220494.348	6508.46215	554613736.2	3.725215	0.022
Statewide Totals	2046	Construction and I	Aggregate	Aggregate	Diesel	2820871.839	1011906.205	2309.962225	130992254.8	2.787681	0.022
Statewide Totals	2046	Construction and I	Aggregate	Aggregate	Diesel	1641681.578	675406.5098	1308.808619	88858303.89	2.430657	0.018
Statewide Totals	2046	Construction and I	Aggregate	Aggregate	Diesel	7317551.404	4589712.39	12041.7153	368697585	1.594338	0.020
Statewide Totals	2046	Construction and I	Aggregate	Aggregate	Diesel	7945758.681	3794164.198	12131.12612	381266762.5	2.094205	0.021
Statewide Totals	2046	Construction and I	Aggregate	Aggregate	Diesel	4679667.013	915275.8685	1072.543167	226907089.5	5.112849	0.021
Statewide Totals	2046	Construction and I	Aggregate	Aggregate	Diesel	64641201.32	17093894.44	15722.70094	3461580499	3.781537	0.019
Statewide Totals	2046	Construction and I	Aggregate	Aggregate	Diesel	42071864.22	4586315.643	8833.762917	1684004286	9.173347	0.025
Statewide Totals	2046	Construction and I	Aggregate	Aggregate	Diesel	7704713.774	6070018.912	15731.1997	397053984.9	1.269306	0.019
Statewide Totals	2046	Construction and I	Aggregate	Aggregate	Diesel	884347.2916	215298.8961	722.3943675	56671619.96	4.107533	0.016
Statewide Totals	2046	Construction and I	Aggregate	Aggregate	Diesel	59052421.67	31462084.08	47448.77154	3082765517	1.876939	0.019
Statewide Totals	2046	Construction and I	Aggregate	Aggregate	Diesel	2430256.473	1145605.865	2850.483187	90072830.46	2.121372	0.027
Statewide Totals	2046	Industrial - Aerial I	Aggregate	Aggregate	Diesel	3740502.561	3600300.82	10691.69228	226404022.6	1.038942	0.017
Statewide Totals	2046	Industrial - Forklift	Aggregate	Aggregate	Diesel	15749025.08	16849379.91	20056.93381	1508088203	0.934695	0.010
Statewide Totals	2046	Industrial - Misc -	Aggregate	Aggregate	Diesel	3138.426486	0	1463.475675	0		
Statewide Totals	2046	Industrial - Misc -	Aggregate	Aggregate	Diesel	2508.83113	0	307.7816604	0		
Statewide Totals	2046	Industrial - Misc -	Aggregate	Aggregate	Diesel	666.5306672	0	124.7628238	0		
Statewide Totals	2046	Industrial - Other (	Aggregate	Aggregate	Diesel	7606327.241	4753022.728	5106.022942	419185741.4	1.600314	0.018
Statewide Totals	2046	Industrial - Other I	Aggregate	Aggregate	Diesel	4459608.408	1299140.443	1535.888979	217601600.1	3.432738	0.020
Statewide Totals	2046	Light Commercial	Aggregate	Aggregate	Diesel	1077739.858	973392.95	1392.588181	36015539.15	1.107199	0.030
Statewide Totals	2046	Light Commercial	Aggregate	Aggregate	Diesel	5015122.63	1959582.8	17091.23027	64666232.4	2.559281	0.078
Statewide Totals	2046	Light Commercial	Aggregate	Aggregate	Diesel	25368.78867	19658.9	509.7488924	747038.2	1.290448	0.034
Statewide Totals	2046	Light Commercial	Aggregate	Aggregate	Diesel	2772855.142	1022817.6	8899.7362	37844251.2	2.710997	0.073
Statewide Totals	2046	Light Commercial	Aggregate	Aggregate	Diesel	5579813.618	3838686.75	10138.77921	176579590.5	1.453574	0.032
Statewide Totals	2047	Construction and I	Aggregate	Aggregate	Diesel	4059345.131	707350.4376	1764.155635	156401364.8	5.738803	0.026
Statewide Totals	2047	Construction and I	Aggregate	Aggregate	Diesel	9599157.399	2787372.101	5307.310707	644193193.1	3.443802	0.015
Statewide Totals	2047	Construction and I	Aggregate	Aggregate	Diesel	23706732.74	5034813.786	9775.991223	1068002888	4.708562	0.022
Statewide Totals	2047	Construction and I	Aggregate	Aggregate	Diesel	42712961.85	13635738.57	19000.87697	2149115939	3.132427	0.020
Statewide Totals	2047	Construction and I	Aggregate	Aggregate	Diesel	16046057.5	4028215.461	6142.64769	757758934.9	3.983416	0.021
Statewide Totals	2047	Construction and I	Aggregate	Aggregate	Diesel	872.7979674	0	142.5604719	0		
Statewide Totals	2047	Construction and I	Aggregate	Aggregate	Diesel	1283.644415	0	992.3799216	0		
Statewide Totals	2047	Construction and I	Aggregate	Aggregate	Diesel	49657.90094	35875.85	88.70782248	1183903.05	1.38416	0.042
Statewide Totals	2047	Construction and I	Aggregate	Aggregate	Diesel	103.78812	0	41.95053705	0		
Statewide Totals	2047	Construction and I	Aggregate	Aggregate	Diesel	740.6729286	0	65.83999746	0		
Statewide Totals	2047	Construction and I	Aggregate	Aggregate	Diesel	2787.331832	0	640.2694029	0		
Statewide Totals	2047	Construction and I	Aggregate	Aggregate	Diesel	196.6663791	0	26.18999899	0		
Statewide Totals	2047	Construction and I	Aggregate	Aggregate	Diesel	321.044882	0	62.56525164	0		
Statewide Totals	2047	Construction and I	Aggregate	Aggregate	Diesel	923.5261168	0	574.0699768	0		
Statewide Totals	2047	Construction and I	Aggregate	Aggregate	Diesel	5553.804771	0	1701.51564	0		

										Fuel Consumption Estimate	
Region	Calendar Year	Vehicle Category	Model Year	Horsepower Bin	Fuel	Fuel Consumption	Total_Activity_hpy	Total_Population	Horsepower_Hours_hhpy	gallons per hour	gallons per hp-hr
Statewide Totals	2047	Construction and I	Aggregate	Aggregate	Diesel	131.085486	0	16.50670326	0		
Statewide Totals	2047	Construction and I	Aggregate	Aggregate	Diesel	36118.54661	13004.95	5043.528881	481183.15	2.777292	0.075
Statewide Totals	2047	Construction and I	Aggregate	Aggregate	Diesel	36591.89584	0	6488.99774	0		
Statewide Totals	2047	Construction and I	Aggregate	Aggregate	Diesel	3552.68489	0	485.0278842	0		
Statewide Totals	2047	Construction and I	Aggregate	Aggregate	Diesel	4140.734675	0	650.6053578	0		
Statewide Totals	2047	Construction and I	Aggregate	Aggregate	Diesel	9039687.942	3196533.454	4325.491091	396298482.4	2.827966	0.023
Statewide Totals	2047	Construction and I	Aggregate	Aggregate	Diesel	54338546.54	6803706.108	4527.192762	2756518546	7.98661	0.020
Statewide Totals	2047	Construction and I	Aggregate	Aggregate	Diesel	12109166.54	3250595.181	6546.231393	559797516.6	3.725215	0.022
Statewide Totals	2047	Construction and I	Aggregate	Aggregate	Diesel	2847237.54	1021364.138	2323.367161	132216593.6	2.787681	0.022
Statewide Totals	2047	Construction and I	Aggregate	Aggregate	Diesel	1657025.801	681719.298	1316.403763	89688831.34	2.430657	0.018
Statewide Totals	2047	Construction and I	Aggregate	Aggregate	Diesel	7385945.995	4632610.824	12111.59455	372143672.3	1.594338	0.020
Statewide Totals	2047	Construction and I	Aggregate	Aggregate	Diesel	8020024.905	3829626.922	12201.52423	384830329.4	2.094205	0.021
Statewide Totals	2047	Construction and I	Aggregate	Aggregate	Diesel	4723406.222	923830.6316	1078.76724	229027910.6	5.112849	0.021
Statewide Totals	2047	Construction and I	Aggregate	Aggregate	Diesel	65245380	17253665.08	15813.94131	3493934680	3.781537	0.019
Statewide Totals	2047	Construction and I	Aggregate	Aggregate	Diesel	42465095.21	4629182.33	8885.026108	1699744085	9.173347	0.025
Statewide Totals	2047	Construction and I	Aggregate	Aggregate	Diesel	7776727.036	6126753.253	15822.48939	400765109.4	1.269306	0.019
Statewide Totals	2047	Construction and I	Aggregate	Aggregate	Diesel	892612.9761	217311.2194	726.5864927	57201309.75	4.107533	0.016
Statewide Totals	2047	Construction and I	Aggregate	Aggregate	Diesel	59604363.98	31756149.16	47724.1214	3111579047	1.876939	0.019
Statewide Totals	2047	Construction and I	Aggregate	Aggregate	Diesel	2452971.23	1156313.442	2867.02482	90914709.67	2.121372	0.027
Statewide Totals	2047	Industrial - Aerial I	Aggregate	Aggregate	Diesel	3775463.729	3633951.571	10753.73721	228520141.8	1.038942	0.017
Statewide Totals	2047	Industrial - Forklift	Aggregate	Aggregate	Diesel	15896225.7	17006865.17	20173.32616	1522183775	0.934695	0.010
Statewide Totals	2047	Industrial - Misc - A	Aggregate	Aggregate	Diesel	3140.86439	0	1464.613401	0		
Statewide Totals	2047	Industrial - Misc - I	Aggregate	Aggregate	Diesel	2512.427479	0	308.175973	0		
Statewide Totals	2047	Industrial - Misc - S	Aggregate	Aggregate	Diesel	673.4029406	0	126.0948946	0		
Statewide Totals	2047	Industrial - Other (	Aggregate	Aggregate	Diesel	7677420.918	4797447.567	5135.653692	423103723.8	1.600314	0.018
Statewide Totals	2047	Industrial - Other I	Aggregate	Aggregate	Diesel	4501290.806	1311283.054	1544.801893	219635446.1	3.432738	0.020
Statewide Totals	2047	Light Commercial ·	Aggregate	Aggregate	Diesel	1077861.222	973392.95	1392.83816	36015539.15	1.107324	0.030
Statewide Totals	2047	Light Commercial ·	Aggregate	Aggregate	Diesel	5015143.756	1959582.8	17091.33021	64666232.4	2.559292	0.078
Statewide Totals	2047	Light Commercial ·	Aggregate	Aggregate	Diesel	25372.30709	19658.9	509.8089677	747038.2	1.290627	0.034
Statewide Totals	2047	Light Commercial ·	Aggregate	Aggregate	Diesel	2772799.483	1022817.6	8899.516317	37844251.2	2.710942	0.073
Statewide Totals	2047	Light Commercial ·	Aggregate	Aggregate	Diesel	5579770.723	3838686.75	10138.58904	176579590.5	1.453562	0.032
Statewide Totals	2048	Construction and I	Aggregate	Aggregate	Diesel	4096935.068	713900.5727	1774.289897	157849656.9	5.738803	0.026
Statewide Totals	2048	Construction and I	Aggregate	Aggregate	Diesel	9688046.546	2813183.442	5337.798763	650158485.8	3.443802	0.015
Statewide Totals	2048	Construction and I	Aggregate	Aggregate	Diesel	23926259.43	5081436.66	9832.149791	1077892701	4.708562	0.022
Statewide Totals	2048	Construction and I	Aggregate	Aggregate	Diesel	43108488.1	13762006.86	19110.02826	2169016965	3.132427	0.020
Statewide Totals	2048	Construction and I	Aggregate	Aggregate	Diesel	16194645.58	4065517.134	6177.934373	764775857.6	3.983416	0.021
Statewide Totals	2048	Construction and I	Aggregate	Aggregate	Diesel	872.3005042	0	142.4770789	0		
Statewide Totals	2048	Construction and I	Aggregate	Aggregate	Diesel	1283.596762	0	992.2799542	0		
Statewide Totals	2048	Construction and I	Aggregate	Aggregate	Diesel	49658.7609	35875.85	88.88767104	1183903.05	1.384184	0.042
Statewide Totals	2048	Construction and I	Aggregate	Aggregate	Diesel	103.9344771	0	42.00969338	0		
Statewide Totals	2048	Construction and I	Aggregate	Aggregate	Diesel	739.9979467	0	65.77999729	0		
Statewide Totals	2048	Construction and I	Aggregate	Aggregate	Diesel	2787.721755	0	640.3596543	0		
Statewide Totals	2048	Construction and I	Aggregate	Aggregate	Diesel	196.7414705	0	26.19999892	0		

										Fuel Consumption Estimate	
Region	Calendar Year	Vehicle Category	Model Year	Horsepower Bin	Fuel	Fuel Consumption	Total_Activity_hpy	Total_Population	Horsepower_Hours_hhpy	gallons per hour	gallons per hp-hr
Statewide Totals	2048	Construction and I	Aggregate	Aggregate	Diesel	320.0251443	0	62.36652517	0		
Statewide Totals	2048	Construction and I	Aggregate	Aggregate	Diesel	923.5421509	0	574.0799539	0		
Statewide Totals	2048	Construction and I	Aggregate	Aggregate	Diesel	5556.837863	0	1702.512991	0		
Statewide Totals	2048	Construction and I	Aggregate	Aggregate	Diesel	130.9203426	0	16.48590799	0		
Statewide Totals	2048	Construction and I	Aggregate	Aggregate	Diesel	36118.49593	13004.95	5043.511295	481183.15	2.777288	0.075
Statewide Totals	2048	Construction and I	Aggregate	Aggregate	Diesel	36631.32878	0	6495.990506	0		
Statewide Totals	2048	Construction and I	Aggregate	Aggregate	Diesel	3550.449153	0	484.7226506	0		
Statewide Totals	2048	Construction and I	Aggregate	Aggregate	Diesel	4152.089116	0	652.8017144	0		
Statewide Totals	2048	Construction and I	Aggregate	Aggregate	Diesel	9123396.346	3226133.67	4350.339046	399968245.6	2.827966	0.023
Statewide Totals	2048	Construction and I	Aggregate	Aggregate	Diesel	54841726.86	6866709.1	4553.1994	2782044181	7.98661	0.020
Statewide Totals	2048	Construction and I	Aggregate	Aggregate	Diesel	12221298.62	3280696.014	6583.836478	564981297	3.725215	0.022
Statewide Totals	2048	Construction and I	Aggregate	Aggregate	Diesel	2873603.242	1030822.071	2336.713836	133440932.3	2.787681	0.022
Statewide Totals	2048	Construction and I	Aggregate	Aggregate	Diesel	1672370.024	688032.0861	1323.965897	90519358.79	2.430657	0.018
Statewide Totals	2048	Construction and I	Aggregate	Aggregate	Diesel	7454340.586	4675509.259	12181.17009	375589759.5	1.594338	0.020
Statewide Totals	2048	Construction and I	Aggregate	Aggregate	Diesel	8094291.129	3865089.646	12271.61637	388393896.4	2.094205	0.021
Statewide Totals	2048	Construction and I	Aggregate	Aggregate	Diesel	4767145.431	932385.3947	1084.964261	231148731.7	5.112849	0.021
Statewide Totals	2048	Construction and I	Aggregate	Aggregate	Diesel	65849558.67	17413435.73	15904.78512	3526288861	3.781537	0.019
Statewide Totals	2048	Construction and I	Aggregate	Aggregate	Diesel	42858326.19	4672049.016	8936.066492	1715483883	9.173347	0.025
Statewide Totals	2048	Construction and I	Aggregate	Aggregate	Diesel	7848740.298	6183487.595	15913.3823	404476234	1.269306	0.019
Statewide Totals	2048	Construction and I	Aggregate	Aggregate	Diesel	900878.6606	219323.5428	730.7603976	57730999.54	4.107533	0.016
Statewide Totals	2048	Construction and I	Aggregate	Aggregate	Diesel	60156306.29	32050214.25	47998.27451	3140392577	1.876939	0.019
Statewide Totals	2048	Construction and I	Aggregate	Aggregate	Diesel	2475685.986	1167021.019	2883.494557	91756588.87	2.121372	0.027
Statewide Totals	2048	Industrial - Aerial I	Aggregate	Aggregate	Diesel	3810424.896	3667602.323	10815.51248	230636260.9	1.038942	0.017
Statewide Totals	2048	Industrial - Forklift	Aggregate	Aggregate	Diesel	16043426.32	17164350.42	20289.21263	1536279348	0.934695	0.010
Statewide Totals	2048	Industrial - Misc - A	Aggregate	Aggregate	Diesel	3143.733396	0	1465.95225	0		
Statewide Totals	2048	Industrial - Misc - (	Aggregate	Aggregate	Diesel	2514.237948	0	308.3517948	0		
Statewide Totals	2048	Industrial - Misc - S	Aggregate	Aggregate	Diesel	678.0252427	0	126.9569486	0		
Statewide Totals	2048	Industrial - Other (	Aggregate	Aggregate	Diesel	7748514.596	4841872.407	5165.155658	427021706.1	1.600314	0.018
Statewide Totals	2048	Industrial - Other I	Aggregate	Aggregate	Diesel	4542973.205	1323425.665	1553.676069	221669292	3.432738	0.020
Statewide Totals	2048	Light Commercial -	Aggregate	Aggregate	Diesel	1077774.158	973392.95	1392.638252	36015539.15	1.107234	0.030
Statewide Totals	2048	Light Commercial -	Aggregate	Aggregate	Diesel	5015197.047	1959582.8	17091.5299	64666232.4	2.559319	0.078
Statewide Totals	2048	Light Commercial -	Aggregate	Aggregate	Diesel	25380.9417	19658.9	510.0388262	747038.2	1.291066	0.034
Statewide Totals	2048	Light Commercial -	Aggregate	Aggregate	Diesel	2772817.973	1022817.6	8899.686235	37844251.2	2.71096	0.073
Statewide Totals	2048	Light Commercial -	Aggregate	Aggregate	Diesel	5579802.734	3838686.75	10138.75921	176579590.5	1.453571	0.032
Statewide Totals	2049	Construction and I	Aggregate	Aggregate	Diesel	4134525.006	720450.7077	1784.380491	159297949	5.738803	0.026
Statewide Totals	2049	Construction and I	Aggregate	Aggregate	Diesel	9776935.694	2838994.784	5368.15545	656123778.5	3.443802	0.015
Statewide Totals	2049	Construction and I	Aggregate	Aggregate	Diesel	24145786.12	5128059.534	9888.066379	1087782513	4.708562	0.022
Statewide Totals	2049	Construction and I	Aggregate	Aggregate	Diesel	43504014.36	13888275.15	19218.70923	2188917991	3.132427	0.020
Statewide Totals	2049	Construction and I	Aggregate	Aggregate	Diesel	16343233.66	4102818.808	6213.069009	771792780.3	3.983416	0.021
Statewide Totals	2049	Construction and I	Aggregate	Aggregate	Diesel	872.3019883	0	142.487263	0		
Statewide Totals	2049	Construction and I	Aggregate	Aggregate	Diesel	1283.502924	0	992.2598649	0		
Statewide Totals	2049	Construction and I	Aggregate	Aggregate	Diesel	49659.60152	35875.85	89.06347742	1183903.05	1.384207	0.042
Statewide Totals	2049	Construction and I	Aggregate	Aggregate	Diesel	103.9074108	0	41.99875316	0		

										Fuel Consumption Estimate	
Region	Calendar Year	Vehicle Category	Model Year	Horsepower Bin	Fuel	Fuel Consumption	Total_Activity_hpy	Total_Population	Horsepower_Hours_hhpy	gallons per hour	gallons per hp-hr
Statewide Totals	2049	Construction and I	Aggregate	Aggregate	Diesel	740.3354084	0	65.80999514	0		
Statewide Totals	2049	Construction and I	Aggregate	Aggregate	Diesel	2787.590552	0	640.3287917	0		
Statewide Totals	2049	Construction and I	Aggregate	Aggregate	Diesel	196.2909115	0	26.13999807	0		
Statewide Totals	2049	Construction and I	Aggregate	Aggregate	Diesel	319.171463	0	62.20015989	0		
Statewide Totals	2049	Construction and I	Aggregate	Aggregate	Diesel	923.5100175	0	574.0599777	0		
Statewide Totals	2049	Construction and I	Aggregate	Aggregate	Diesel	5559.849121	0	1703.552425	0		
Statewide Totals	2049	Construction and I	Aggregate	Aggregate	Diesel	131.2992048	0	16.53361567	0		
Statewide Totals	2049	Construction and I	Aggregate	Aggregate	Diesel	36118.56202	13004.95	5043.534244	481183.15	2.777293	0.075
Statewide Totals	2049	Construction and I	Aggregate	Aggregate	Diesel	36671.51062	0	6503.11616	0		
Statewide Totals	2049	Construction and I	Aggregate	Aggregate	Diesel	3552.024809	0	484.9377669	0		
Statewide Totals	2049	Construction and I	Aggregate	Aggregate	Diesel	4167.579706	0	655.2667251	0		
Statewide Totals	2049	Construction and I	Aggregate	Aggregate	Diesel	9207104.751	3255733.886	4375.079934	403638008.7	2.827966	0.023
Statewide Totals	2049	Construction and I	Aggregate	Aggregate	Diesel	55344907.18	6929712.092	4579.093979	2807569815	7.98661	0.020
Statewide Totals	2049	Construction and I	Aggregate	Aggregate	Diesel	12333430.7	3310796.847	6621.279528	570165077.4	3.725215	0.022
Statewide Totals	2049	Construction and I	Aggregate	Aggregate	Diesel	2899968.943	1040280.004	2350.003001	134665271	2.787681	0.022
Statewide Totals	2049	Construction and I	Aggregate	Aggregate	Diesel	1687714.247	694344.8743	1331.495446	91349886.25	2.430657	0.018
Statewide Totals	2049	Construction and I	Aggregate	Aggregate	Diesel	7522735.177	4718407.694	12250.44583	379035846.7	1.594338	0.020
Statewide Totals	2049	Construction and I	Aggregate	Aggregate	Diesel	8168557.354	3900552.37	12341.40649	391957463.3	2.094205	0.021
Statewide Totals	2049	Construction and I	Aggregate	Aggregate	Diesel	4810884.64	940940.1577	1091.13458	233269552.8	5.112849	0.021
Statewide Totals	2049	Construction and I	Aggregate	Aggregate	Diesel	66453737.35	17573206.37	15995.2375	3558643042	3.781537	0.019
Statewide Totals	2049	Construction and I	Aggregate	Aggregate	Diesel	43251557.17	4714915.703	8986.886949	1731223682	9.173347	0.025
Statewide Totals	2049	Construction and I	Aggregate	Aggregate	Diesel	7920753.559	6240221.936	16003.88357	408187358.6	1.269306	0.019
Statewide Totals	2049	Construction and I	Aggregate	Aggregate	Diesel	909144.3451	221335.8662	734.9163175	58260689.33	4.107533	0.016
Statewide Totals	2049	Construction and I	Aggregate	Aggregate	Diesel	60708248.59	32344279.33	48271.24632	3169206107	1.876939	0.019
Statewide Totals	2049	Construction and I	Aggregate	Aggregate	Diesel	2498400.742	1177728.596	2899.893328	92598468.08	2.121372	0.027
Statewide Totals	2049	Industrial - Aerial I	Aggregate	Aggregate	Diesel	3845386.064	3701253.074	10877.02157	232752380	1.038942	0.017
Statewide Totals	2049	Industrial - Forklift	Aggregate	Aggregate	Diesel	16190626.95	17321835.68	20404.59976	1550374920	0.934695	0.010
Statewide Totals	2049	Industrial - Misc -	Aggregate	Aggregate	Diesel	3146.266872	0	1467.134405	0		
Statewide Totals	2049	Industrial - Misc -	Aggregate	Aggregate	Diesel	2514.110873	0	308.3223726	0		
Statewide Totals	2049	Industrial - Misc -	Aggregate	Aggregate	Diesel	679.9879812	0	127.2685986	0		
Statewide Totals	2049	Industrial - Other (	Aggregate	Aggregate	Diesel	7819608.273	4886297.246	5194.530503	430939688.5	1.600314	0.018
Statewide Totals	2049	Industrial - Other I	Aggregate	Aggregate	Diesel	4584655.603	1335568.276	1562.512007	223703138	3.432738	0.020
Statewide Totals	2049	Light Commercial	Aggregate	Aggregate	Diesel	1077774.061	973392.95	1392.588214	36015539.15	1.107234	0.030
Statewide Totals	2049	Light Commercial	Aggregate	Aggregate	Diesel	5015179.119	1959582.8	17091.50064	64666232.4	2.55931	0.078
Statewide Totals	2049	Light Commercial	Aggregate	Aggregate	Diesel	25380.3056	19658.9	510.0188538	747038.2	1.291034	0.034
Statewide Totals	2049	Light Commercial	Aggregate	Aggregate	Diesel	2772852.141	1022817.6	8899.746232	37844251.2	2.710994	0.073
Statewide Totals	2049	Light Commercial	Aggregate	Aggregate	Diesel	5579747.231	3838686.75	10138.53927	176579590.5	1.453556	0.032
Statewide Totals	2050	Construction and I	Aggregate	Aggregate	Diesel	4172114.943	727000.8428	1794.427978	160746241.1	5.738803	0.026
Statewide Totals	2050	Construction and I	Aggregate	Aggregate	Diesel	9865824.841	2864806.125	5398.382451	662089071.2	3.443802	0.015
Statewide Totals	2050	Construction and I	Aggregate	Aggregate	Diesel	24365312.81	5174682.407	9943.744087	1097672326	4.708562	0.022
Statewide Totals	2050	Construction and I	Aggregate	Aggregate	Diesel	43899540.61	14014543.44	19326.92591	2208819017	3.132427	0.020
Statewide Totals	2050	Construction and I	Aggregate	Aggregate	Diesel	16491821.74	4140120.482	6248.053548	778809703.1	3.983416	0.021
Statewide Totals	2050	Construction and I	Aggregate	Aggregate	Diesel	872.9009039	0	142.5926879	0		

										Fuel Consumption Estimate	
Region	Calendar Year	Vehicle Category	Model Year	Horsepower Bin	Fuel	Fuel Consumption	Total_Activity_hpy	Total_Population	Horsepower_Hours_hhpy	gallons per hour	gallons per hp-hr
Statewide Totals	2050	Construction and I	Aggregate	Aggregate	Diesel	1283.437395	0	992.239972	0		
Statewide Totals	2050	Construction and I	Aggregate	Aggregate	Diesel	49660.32582	35875.85	89.21495828	1183903.05	1.384227	0.042
Statewide Totals	2050	Construction and I	Aggregate	Aggregate	Diesel	103.8021843	0	41.9562218	0		
Statewide Totals	2050	Construction and I	Aggregate	Aggregate	Diesel	740.222936	0	65.7999976	0		
Statewide Totals	2050	Construction and I	Aggregate	Aggregate	Diesel	2787.77822	0	640.3716679	0		
Statewide Totals	2050	Construction and I	Aggregate	Aggregate	Diesel	196.5912869	0	26.17999905	0		
Statewide Totals	2050	Construction and I	Aggregate	Aggregate	Diesel	317.8218063	0	61.93713838	0		
Statewide Totals	2050	Construction and I	Aggregate	Aggregate	Diesel	923.4296083	0	574.0099866	0		
Statewide Totals	2050	Construction and I	Aggregate	Aggregate	Diesel	5564.124636	0	1704.961045	0		
Statewide Totals	2050	Construction and I	Aggregate	Aggregate	Diesel	131.5801705	0	16.56899568	0		
Statewide Totals	2050	Construction and I	Aggregate	Aggregate	Diesel	36118.4496	13004.95	5043.495234	481183.15	2.777285	0.075
Statewide Totals	2050	Construction and I	Aggregate	Aggregate	Diesel	36708.43051	0	6509.663381	0		
Statewide Totals	2050	Construction and I	Aggregate	Aggregate	Diesel	3552.613515	0	485.0181352	0		
Statewide Totals	2050	Construction and I	Aggregate	Aggregate	Diesel	4182.28522	0	657.8178479	0		
Statewide Totals	2050	Construction and I	Aggregate	Aggregate	Diesel	9290813.156	3285334.102	4399.715127	407307771.9	2.827966	0.023
Statewide Totals	2050	Construction and I	Aggregate	Aggregate	Diesel	55848087.5	6992715.084	4604.877934	2833095450	7.98661	0.020
Statewide Totals	2050	Construction and I	Aggregate	Aggregate	Diesel	12445562.78	3340897.68	6658.562618	575348857.8	3.725215	0.022
Statewide Totals	2050	Construction and I	Aggregate	Aggregate	Diesel	2926334.644	1049737.937	2363.235394	135889609.8	2.787681	0.022
Statewide Totals	2050	Construction and I	Aggregate	Aggregate	Diesel	1703058.469	700657.6624	1338.992828	92180413.7	2.430657	0.018
Statewide Totals	2050	Construction and I	Aggregate	Aggregate	Diesel	7591129.767	4761306.128	12319.42562	382481933.9	1.594338	0.020
Statewide Totals	2050	Construction and I	Aggregate	Aggregate	Diesel	8242823.578	3936015.095	12410.89846	395521030.2	2.094205	0.021
Statewide Totals	2050	Construction and I	Aggregate	Aggregate	Diesel	4854623.849	949494.9208	1097.278539	235390373.9	5.112849	0.021
Statewide Totals	2050	Construction and I	Aggregate	Aggregate	Diesel	67057916.02	17732977.02	16085.30346	3590997223	3.781537	0.019
Statewide Totals	2050	Construction and I	Aggregate	Aggregate	Diesel	43644788.16	4757782.389	9037.490297	1746963480	9.173347	0.025
Statewide Totals	2050	Construction and I	Aggregate	Aggregate	Diesel	7992766.821	6296956.277	16093.99822	411898483.1	1.269306	0.019
Statewide Totals	2050	Construction and I	Aggregate	Aggregate	Diesel	917410.0296	223348.1896	739.0544832	58790379.12	4.107533	0.016
Statewide Totals	2050	Construction and I	Aggregate	Aggregate	Diesel	61260190.9	32638344.41	48543.05197	3198019636	1.876939	0.019
Statewide Totals	2050	Construction and I	Aggregate	Aggregate	Diesel	2521115.499	1188436.172	2916.222043	93440347.29	2.121372	0.027
Statewide Totals	2050	Industrial - Aerial I	Aggregate	Aggregate	Diesel	3880347.232	3734903.825	10938.26788	234868499.1	1.038942	0.017
Statewide Totals	2050	Industrial - Forklift	Aggregate	Aggregate	Diesel	16337827.57	17479320.93	20519.49394	1564470492	0.934695	0.010
Statewide Totals	2050	Industrial - Misc - A	Aggregate	Aggregate	Diesel	3147.704747	0	1467.805361	0		
Statewide Totals	2050	Industrial - Misc - (	Aggregate	Aggregate	Diesel	2514.338953	0	308.3601002	0		
Statewide Totals	2050	Industrial - Misc - S	Aggregate	Aggregate	Diesel	680.7273065	0	127.3758396	0		
Statewide Totals	2050	Industrial - Other (	Aggregate	Aggregate	Diesel	7890701.95	4930722.085	5223.779858	434857670.8	1.600314	0.018
Statewide Totals	2050	Industrial - Other I	Aggregate	Aggregate	Diesel	4626338.001	1347710.887	1571.310197	225736984	3.432738	0.020
Statewide Totals	2050	Light Commercial	Aggregate	Aggregate	Diesel	1077779.267	973392.95	1392.558199	36015539.15	1.10724	0.030
Statewide Totals	2050	Light Commercial	Aggregate	Aggregate	Diesel	5015184.375	1959582.8	17091.4405	64666232.4	2.559312	0.078
Statewide Totals	2050	Light Commercial	Aggregate	Aggregate	Diesel	25373.63089	19658.9	509.8688494	747038.2	1.290694	0.034
Statewide Totals	2050	Light Commercial	Aggregate	Aggregate	Diesel	2772821.921	1022817.6	8899.586239	37844251.2	2.710964	0.073
Statewide Totals	2050	Light Commercial	Aggregate	Aggregate	Diesel	5579783.904	3838686.75	10138.7193	176579590.5	1.453566	0.032

Source: EMFAC2021 (v1.0.2) Emissions Inventory
Region Type: Statewide
Region: California
Calendar Year: 2000, 2001, 2002, 2003, 2004, 2005, 2006, 2007, 2008, 2009, 2010, 2011, 2012, 2013, 2014, 2015, 2016, 2017, 2018, 2019, 2020, 2021, 2022, 2023, 2024, 2025, 2026, 2027, 2028, 2029, 2030, 2031, 2032, 2033, 2034, 2035, 2036, 2037, 2038, 2039, 2040, 2041, 2042, 2043, 2044, 2045, 2046, 2047, 2048, 2049, 2050
Season: Annual
Vehicle Classification: EMFAC2007 Categories
Units: miles/day for CVMT and EVMT, trips/day for Trips, kWh/day for Energy Consumption, tons/day for Emissions, 1000 gallons/day for Fuel Consumption

Region	Calendar Year	Vehicle Category	Model Year	Speed	Fuel	Population	Total VMT	CVMT	EVMT	Trips	Energy Consumption	NOx_RUNEX	NOx_IDLEX	NOx_STREX	NOx_TOTEX	PM2.5_RUNEX	PM2.5_IDLEX	PM2.5_STREX	PM2.5_TOTEX	PM2.5_PMTW	PM2.5_PMBW	PM2.5_TOTAL	PM10_RUNEX	PM10_IDLEX	PM10_STREX	PM10_TOTEX	PM10_PMTW	PM10_PMBW	PM10_TOTAL	CO2_RUNEX	CO2_IDLEX	CO2_STREX	CO2_TOTEX	CH4_RUNEX
Statewide Totals	2000	HHDT	Aggregate	Aggregate	Gasoline	7275.921	471942.6917	471942.7	0	145576.6	0	9.859154	0	0.073892	9.933046	0.005943	0	0.001672	0.007615	0.002601	0.02077	0.030986	0.006325	0	0.001757	0.008082	0.010405	0.059341	0.077828	1395.884	0	22.87911	1418.763	0.326952
Statewide Totals	2000	HHDT	Aggregate	Aggregate	Diesel	178113	34780709.82	34780710	0	2615210	0	816.6459	38.56693	0	855.2129	26.62526	0.938802	0	27.56407	0.340096	1.393424	29.29759	27.82914	0.981251	0	28.81039	1.360383	3.981213	34.15199	67652.52	2546.349	0	70198.87	2.050309
Statewide Totals	2000	HHDT	Aggregate	Aggregate	Natural Ga	22.94925	2260.787679	2260.788	0	105.5666	0	0.081074	0.000255	0	0.081329	9.35E-05	1.06E-08	0	9.35E-05	2.24E-05	0.000183	0.000299	0.000102	1.15E-08	0	0.000102	8.97E-05	0.000523	0.000715	6.729056	0.175377	0	6.904432	0.018821
Statewide Totals	2000	LDA	Aggregate	Aggregate	Gasoline	12975810	471611911.4	4.72E+08	0	60588685	0	400.1413	0	74.56572	474.707	5.654088	0	0.94745	6.601538	1.039727	1.408631	9.049897	6.131405	0	1.024785	7.156189	4.158908	4.024661	15.33976	192033	0	8056.159	200089.1	22.79778
Statewide Totals	2000	LDA	Aggregate	Aggregate	Diesel	105932.6	2646169.423	2646169	0	444172.4	0	4.861548	0	0	4.861548	0.823609	0	0	0.823609	0.005834	0.008233	0.837676	0.860849	0	0	0.860849	0.023335	0.023522	0.907706	1061.047	0	0	1061.047	0.049563
Statewide Totals	2000	LDA	Aggregate	Aggregate	Electricity	1057.529	28851.5002	0	28851.5	5012.231	11139.06	0	0	0	0	0	0	0	0	6.36E-05	4.87E-05	0.000112	0	0	0	0	0.000254	0.000139	0.000394	0	0	0	0	0
Statewide Totals	2000	LDT1	Aggregate	Aggregate	Gasoline	2319619	78517211.39	78517211	0	10534754	0	112.8446	0	16.14865	128.9933	1.189806	0	0.197168	1.386974	0.173101	0.277603	1.837678	1.283636	0	0.212101	1.495736	0.692404	0.793151	2.981291	36564.4	0	1689.394	38253.79	6.05172
Statewide Totals	2000	LDT1	Aggregate	Aggregate	Diesel	7655.172	204196.6135	204196.6	0	32394.38	0	0.360503	0	0	0.360503	0.057192	0	0	0.057192	0.00045	0.000793	0.058434	0.059777	0	0	0.059777	0.001801	0.002265	0.063843	97.21956	0	0	97.21956	0.003277
Statewide Totals	2000	LDT1	Aggregate	Aggregate	Electricity	481.9065	13223.03199	0	13223.03	2288.093	5105.182	0	0	0	0	0	0	0	0	2.92E-05	2.23E-05	5.15E-05	0	0	0	0	0.000117	6.38E-05	0.00018	0	0	0	0	0
Statewide Totals	2000	LDT2	Aggregate	Aggregate	Gasoline	3662790	139664976.6	1.4E+08	0	17446453	0	196.0028	0	38.57349	234.5763	1.468043	0	0.220776	1.688819	0.307909	0.479863	2.476591	1.590228	0	0.238772	1.829	1.231635	1.371038	4.431673	77785.89	0	2963.851	80749.74	7.117971
Statewide Totals	2000	LDT2	Aggregate	Aggregate	Diesel	536.8302	14153.84058	14153.84	0	2256.528	0	0.025962	0	0	0.025962	0.004236	0	0	0.004236	3.12E-05	5.63E-05	0.004324	0.004428	0	0	0.004428	0.000125	0.000161	0.004713	7.862356	0	0	7.862356	0.000245
Statewide Totals	2000	LHDT1	Aggregate	Aggregate	Gasoline	455853.5	18224522.24	18224522	0	6791538	0	33.37482	0.019849	2.672297	36.06697	0.157139	0	0.016619	0.173758	0.040178	0.548432	0.762369	0.170371	0	0.017923	0.188293	0.160713	1.56695	1.915956	20033.84	63.7458	215.0483	20312.63	1.968898
Statewide Totals	2000	LHDT1	Aggregate	Aggregate	Diesel	156454.2	6667507.011	6667507	0	1967997	0	57.69718	0.447726	0	58.14491	0.538792	0.010164	0	0.548956	0.022049	0.200646	0.771651	0.563154	0.010624	0	0.573778	0.088196	0.573274	1.235248	4255.438	24.75287	0	4280.191	0.066696
Statewide Totals	2000	LHDT2	Aggregate	Aggregate	Gasoline	64264.62	2461595.474	2461595	0	957447.1	0	4.646945	0.002796	0.375582	5.025323	0.02245	0	0.002589	0.025038	0.005427	0.086423	0.116888	0.024292	0	0.002783	0.027075	0.021708	0.246923	0.295706	3077.603	10.36628	34.91631	3122.885	0.295667
Statewide Totals	2000	LHDT2	Aggregate	Aggregate	Diesel	45991.92	1895768.951	1895769	0	578520.5	0	16.73296	0.131615	0	16.86458	0.151209	0.002737	0	0.153947	0.006269	0.066558	0.226774	0.158046	0.002861	0	0.160908	0.025077	0.190165	0.376149	1320.819	10.65682	0	1331.476	0.018893
Statewide Totals	2000	MCY	Aggregate	Aggregate	Gasoline	312832.7	1787569.248	1787569	0	625665.4	0	2.540545	0	0.220489	2.761034	0.020349	0	0.011909	0.032258	0.00197	0.008276	0.042505	0.021355	0	0.01249	0.033844	0.007882	0.023645	0.065372	445.2549	0	57.68817	502.9431	0.879482
Statewide Totals	2000	MDV	Aggregate	Aggregate	Gasoline	1845956	71542759.12	71542759	0	8879033	0	103.7947	0	16.41468	120.2094	0.691513	0	0.129746	0.821259	0.157725	0.241207	1.220191	0.748147	0	0.140307	0.888453	0.6309	0.689162	2.208515	41682.89	0	1579.362	43262.25	4.357306
Statewide Totals	2000	MDV	Aggregate	Aggregate	Diesel	10715.36	266653.4476	266653.4	0	44876.72	0	0.492851	0	0	0.492851	0.083125	0	0	0.083125	0.000588	0.001054	0.084767	0.086883	0	0	0.086883	0.002351	0.003012	0.092246	165.0222	0	0	165.0222	0.004672
Statewide Totals	2000	MH	Aggregate	Aggregate	Gasoline	249175.9	2102255.942	2102256	0	24927.56	0	7.585046	0	0.010593	7.595639	0.025119	0	0.000118	0.025237	0.006952	0.035869	0.068058	0.026897	0	0.000125	0.027022	0.027808	0.102483	0.157313	4574.041	0	1.692686	4575.734	0.440389
Statewide Totals	2000	MH	Aggregate	Aggregate	Diesel	11010.34	129992.5407	129992.5	0	1101.034	0	1.647796	0	0	1.647796	0.037952	0	0	0.037952	0.000573	0.00221	0.040736	0.039668	0	0	0.039668	0.002293	0.006315	0.048276	152.0889	0	0	152.0889	0.001527
Statewide Totals	2000	MHDT	Aggregate	Aggregate	Gasoline	85582.36	3476501.835	3476502	0	1712332	0	15.23531	0.007604	0.992724	16.23564	0.043866	0	0.013464	0.05733	0.011497	0.059344	0.128171	0.047013	0	0.014218	0.061231	0.045986	0.169555	0.276773	7535.28	54.06584	176.6874	7766.033	0.863573
Statewide Totals	2000	MHDT	Aggregate	Aggregate	Diesel	168694.8	10002588.56	10002589	0	2030696	0	141.9593	6.415234	0	148.3746	5.360118	0.217347	0	5.577465	0.033078	0.171056	5.781598	5.602479	0.227174	0	5.829653	0.132312	0.48873	6.450695	13222.29	410.678	0	13632.97	0.379421
Statewide Totals	2000	OBUS	Aggregate	Aggregate	Gasoline	8661.918	445070.8638	445070.9	0	173307.7	0	2.035105	0.000575	0.105128	2.140808	0.003295	0	0.000741	0.004036	0.001472	0.007612	0.01312	0.003551	0	0.000785	0.004335	0.005887	0.021749	0.031971	931.3112	3.804412	11.08419	946.1998	0.063279
Statewide Totals	2000	OBUS	Aggregate	Aggregate	Diesel	7325.669	652076.7269	652076.7	0	101407.5	0	11.74947	0.524799	0	12.27427	0.523672	0.014974	0	0.538647	0.002156	0.017029	0.557832	0.54735	0.015651	0	0.563002	0.008625	0.048653	0.62028	1026.215	35.12908	0	1061.344	0.042341
Statewide Totals	2000	SBUS	Aggregate	Aggregate	Gasoline	4474.215	224020.1594	224020.2	0	17896.86	0	0.773454	0.004081	0.009411	0.786947	0.004944	0	0.000209	0.005154	0.000494	0.003936	0.009583	0.005239	0	0.000221	0.00546	0.001976	0.011245	0.018681	242.6689	13.57408	1.832157	258.0752	0.06367
Statewide Totals	2000	SBUS	Aggregate	Aggregate	Diesel	16459.3	464026.3018	464026.3	0	238330.6	0	6.847146	0.567929	0	7.415076	0.314608	0.022302	0	0.33691	0.001535	0.008163	0.346608	0.328833	0.023311	0	0.352144	0.006138	0.023323	0.381605	646.3028	36.87474	0	683.1776	0.023883
Statewide Totals	2000	UBUS	Aggregate	Aggregate	Gasoline	562.0349	39387.95871	39387.96	0	2248.14	0	0.106139	0	0.002292	0.108432	0.000152	0	3.69E-06	0.000156	0.000114	0.001566	0.001836	0.000166	0	4.02E-06	0.00017	0.000457	0.004473	0.0051	73.52023	0	0.291123	73.81135	0.00321
Statewide Totals	2000	UBUS	Aggregate	Aggregate	Diesel	7610.327	874779.8905	874779.9	0	30441.31	0	19.31178	0	0	19.31178	0.126453	0	0	0.126453	0.007627	0.036913	0.170993	0.132171	0	0	0.132171	0.030507	0.105466	0.268145	1814.512	0	0	1814.512	0.00782
Statewide Totals	2000	UBUS	Aggregate	Aggregate	Electricity	25.02486	767.2591082	0	767.2591	100.0994	1563.274	0	0	0	0	0	0	0	0	9.9E-07	6.36E-06	7.35E-06	0	0	0	0	3.96E-06	1.82E-05	2.21E-05	0	0	0	0	0
Statewide Totals	2000	UBUS	Aggregate	Aggregate	Natural Ga	1861.631	199171.5111	199171.5	0	7414.524	0	3.000618	0	0	3.000618	0.004221	0	0	0.004221	0.001801	0.008442	0.014464	0.004412	0	0	0.004412	0.007203	0.024121	0.035736	369.5404	0	0	369.5404	1.513825
Statewide Totals	2001	HHDT	Aggregate	Aggregate	Gasoline	6623.876	407826.2019	407826.2	0	132530.5	0	7.996926	0	0.057571	8.054497	0.004852	0	0.001524	0.006376	0.002248	0.017942	0.026566	0.005162	0	0.001601	0.006763	0.008991	0.051262	0.067016	1200.415	0	20.79911	1221.214	0.274566
Statewide Totals	2001	HHDT	Aggregate	Aggregate	Diesel	180027.9	34720083.44	34720083	0	2597929	0	825.4117	37.64796	0	863.0596	23.75908	0.843311	0	24.60239	0.339499	1.390899	26.33278	24.83336	0.881442	0	25.7148	1.357994	3.973996	31.04679	67234.1	2448.833	0	69682.93	1.973976
Statewide Totals	2001	HHDT	Aggregate	Aggregate	Natural Ga	44.68943	4316.772844	4316.773	0	205.5714	0	0.158572	0.000497	0	0.159069	0.00019	2.06E-08	0	0.00019	4.28E-05	0.00035	0.000582	0.000206	2.24E-08	0	0.000206	0.000171	0.000999	0.001377	13.95892	0.362637	0	14.32156	0.039877
Statewide Totals	2001	LDA	Aggregate	Aggregate	Gasoline	13308544	470242123.6	4.7E+08	0	62270350	0	361.7806	0	73.10608	434.8867	4.951452	0	0.870093	5.821544	1.036707	1.402176	8.260427	5.369953	0	0.941116	6.311069	4.146829	4.006216	14.46411	189574.3	0	8066.643	197640.9	20.32362
Statewide Totals	2001	LDA	Aggregate	Aggregate	Diesel	98459	2309416.956	2309417	0	409225.5	0	4.229092	0	0	4.229092	0.693368	0	0	0.693368	0.005091	0.007186	0.705645	0.72472	0	0	0.72472	0.020366	0.02053	0.765615	918.4808	0	0	918.4808	0.041824
Statewide Totals	2001	LDA	Aggregate	Aggregate	Electricity	1206.082	32532.3617	0	32532.36	5766.173	12560.18	0	0	0	0	0	0	0	0	7.17E-05	5.49E-05	0.000127	0	0	0	0	0.000287	0.000157	0.000444	0	0	0	0	0
Statewide Totals	2001	LDT1	Aggregate	Aggregate	Gasoline	2278708	74688562.89	74688563	0	10357793	0	97.5069	0	15.03846	112.5454	1.020137	0	0.177506	1.197643	0.16466	0.26363	1.625934	1.10073	0	0.190992	1.291722	0.658641	0.75323	2.703593	34645.14	0	1621.184	36266.33	5.237364
Statewide Totals	2001	LDT1	Aggregate	Aggregate	Diesel	6959.048	174638.8634	174638.9	0	29126.52	0	0.308829	0	0	0.308829	0.048262	0	0	0.048262	0.000385	0.000681	0.049328	0.050444	0	0	0.050444	0.00154	0.001947	0.053931	83.61976	0	0	83.61976	0.002774
Statewide Totals	2001	LDT1	Aggregate	Aggregate	Electricity	517.901	13678.34947	0	13678.35	2458.132	5280.972	0	0	0	0	0	0	0	0	3.02E-05	2.31E-05	5.33E-05	0	0	0	0	0.000121	6.61E-05	0.000187	0	0	0	0	0
Statewide Totals	2001	LDT2	Aggregate	Aggregate	Gasoline	3920021	144945820.5	1.45E+08	0	18709138	0	183.3265	0	39.43015	222.7566	1.328607	0	0.21092	1.539527	0.319551	0.496985	2.356063	1.439561	0	0.2282	1.667761	1.278204	1.419957	4.365922	80162.21	0	3101.688	83263.9	6.535748
Statewide Totals	2001	LDT2	Aggregate	Aggregate	Diesel	512.1679	13351.03581	13351.04	0	2157.592	0	0.024446	0	0	0.024446	0.003625	0	0	0.003625	2.94E-05	5.24E-05	0.003707	0.003789	0	0	0.003789	0.000118	0.00015	0.004057	7.254412	0	0	7.254412	0.000213
Statewide Totals	2001	LHDT1	Aggregate	Aggregate	Gasoline	492415.3	19024878.56	19024879	0	7336255	0	31.34914	0.021599	3.000658	34.3714	0.148448	0	0.016464	0.164912	0.041943	0.572518	0.779372	0.160997	0	0.017768	0.178765	0.167771	1.635764	1.9823	20852.43	68.90289	227.0778	21148.41	1.836695
Statewide Totals	2001	LHDT1	Aggregate	Aggregate	Diesel	178121.2	7496566.727	7496567	0	2240540	0	66.54267	0.50973	0	67.0524	0.541379	0.010452	0	0.551831	0.024791	0.225595	0.802216	0.565857	0.010925	0	0.576782	0.099163	0.644557	1.320502	4785.25	28.18043	0	4813.431	0.074102
Statewide Totals	2001	LHDT2	Aggregate	Aggregate	Gasoline	66390.19	2445772.607	2445773	0	989114.9	0	4.171891	0.002909	0.407301	4.582101	0.020371	0	0.002503	0.022874	0.005392	0.085868	0.114134	0.022042	0	0.002691	0.024733	0.021568	0.245336	0.291637	3049.261	10.71528	35.4393	3095.416	0.263714
Statewide Totals	2001	LHDT2	Aggregate	Aggregate	Diesel	49581.18	1981615.854	1981616	0	623668.9	0	17.85119	0.141887	0	17.99307	0.145196	0.002717	0	0.147913	0.006553	0.069572	0.224038	0.151761	0.00284	0	0.154601	0.026212	0.198777	0.37959	1382.844	11.64514	0	1394.489	0.019845
Statewide Totals	2001	MCY	Aggregate	Aggregate	Gasoline	382978.1	2460009.887	2460010	0	765956.3	0	3.485428	0	0.266751	3.75218	0.021292	0	0.012334	0.033625	0.002712	0.011389	0.047726	0.022366	0	0.012942	0.035308	0.010847	0.03254	0.078695	609.2118	0	70.32948	679.5413	1.176921
Statewide Totals	2001	MDV	Aggregate	Aggregate	Gasoline	2175319	82297944	82297944	0	10505898	0	101.458	0	19.43136	120.8894	0.677095	0	0.132875	0.80997	0.181436	0.275727	1.267133	0.732847	0	0.143753	0.8766	0.725744	0.787791	2.390135	48085.42	0	1822.969	49908.39	4.225975
Statewide Totals	2001	MDV	Aggregate	Aggregate	Diesel	9878.163	229909.0394	229909	0	40893.13	0	0.423727	0	0	0.423727	0.070614	0	0	0.070614	0.000507	0.000914	0.072035	0.073807	0	0	0.073807	0.002027	0.00261	0.078445	141.9564	0	0	141.9564	0.003974
Statewide Totals	2001	MH	Aggregate	Aggregate	Gasoline	241621	1967862.72	1967863	0	24171.77	0	6.583919	0	0.010304	6.594223	0.022016	0	0.000109	0.022125	0.006508	0.033578	0.062211	0.023578	0	0.000115	0.023693	0.02603	0.095938	0.145662	4269.969	0	1.59578	4271.565	0.384564
Statewide Totals	2001	MH	Aggregate	Aggregate	Diesel	12779.6	147756.8105	147756.8	0	1277.96	0	1.86144	0	0	1.86144	0.039974	0	0	0.039974	0.000651	0.002512	0.043138	0.041782	0	0	0.041782	0.002606	0.007177	0.051565	172.3908	0	0	172.3908	0.001619
Statewide Totals	2001	MHDT	Aggregate	Aggregate	Gasoline	81793.5	3226149.955	3226150	0	1636524	0	13.5007	0.007304	0.959661	14.46767	0.036849	0	0.012255	0.049105	0.010669	0.055049	0.114822	0.039511	0	0.012944	0.052454	0.042675	0.157284	0.252412	6961.643	51.69578	165.5635	7178.902	0.72889
Statewide Totals	2001	MHDT	Aggregate	Aggregate	Diesel	183194.1	9985419.064	9985419	0	2209555	0	141.2828	7.162695	0	148.4455	5.025018	0.218039	0	5.243057	0.033021	0.170763	5.446841	5.252227	0.227897	0	5.480125	0.132084	0.487893	6.100102	13154.28	452.1182	0	13606.39	0.362131
Statewide Totals	2001	OBUS	Aggregate	Aggregate	Gasoline	9376.588	485546.7757	485546.8	0	187606.8	0	1.970934	0.000631	0.108137	2.079701	0.00296	0	0.000694	0.003654	0.001606	0.008304	0.013564	0.003193	0	0.000735	0.003927	0.006423	0.023726	0.034076	1014.14	4.120626	11.3466	1029.607	0.057699
Statewide Totals	2001	OBUS	Aggregate	Aggregate	Diesel	8139.148	650961.4923	650961.5	0	114338.5	0	11.7338	0.610437	0	12.34424	0.497033	0.01664	0	0.513673	0.002153	0.016999	0.532825	0.519507	0.017392	0	0.536899	0.008611	0.048569	0.594079	1022.221	40.56154	0	1062.782	0.040961
Statewide Totals	2001	SBUS	Aggregate	Aggregate	Gasoline	4257.865	205602.6824	205602.7	0	17031.46	0	0.736078	0.003891	0.009312	0.749281	0.004325	0	0.000188	0.004513	0.000453	0.003612	0.008579	0.004587	0	0.000199	0.004786	0.001813	0.01032	0.016919	223.1693	12.92129	1.749473	237.8401	0.06054
Statewide Totals	2001	SBUS	Aggregate	Aggregate	Diesel	16459.22	463206.035	463206	0	238329.4	0	6.808995	0.584513	0	7.393508	0.299967	0.020979	0	0.320946	0.001532	0.008149	0.330626	0.31353	0.021928	0	0.335457	0.006127	0.023282	0.364866	642.9871	37.40796	0	680.395	0.023108
Statewide Totals	2001	UBUS	Aggregate	Aggregate	Gasoline	493.3062	38065.7571	38065.76	0	1973.225	0	0.090135	0	0.002057	0.092191	0.000143	0	3.19E-06	0.000147	0.00011	0.001507	0.001763	0.000156	0	3.47E-06	0.000159	0.000438	0.004306	0.004904	70.4948	0	0.246092	70.74089	0.002734
Statewide Totals	2001	UBUS	Aggregate	Aggregate	Diesel	7829.577	834169.8664	834169.9	0	31318.31	0	18.32162	0	0	18.32162	0.11717	0	0	0.11717	0.007236	0.035202	0.159608	0.122468	0	0	0.122468	0.028944	0.100577	0.251989	1713.117	0	0	1713.117	0.007242
Statewide Totals	2001	UBUS	Aggregate	Aggregate	Electricity	34.31405	986.8338354	0	986.8338	137.2562	2007.697	0	0	0	0	0	0	0	0	1.25E-06	7.99E-06	9.24E-06	0	0	0	0	4.98E-06	2.28E-05	2.78E-05	0	0	0	0	0
Statewide Totals	2001	UBUS	Aggregate	Aggregate	Natural Ga	2425.005	264093.7951	264093.8	0	9700.02	0	4.042873	0	0	4.042873	0.005598	0	0	0.005598	0.002404	0.011196	0.019198	0.005851	0	0	0.005851	0.009615	0.031989	0.047455	526.6049	0	0	526.6049	2.061239
Statewide Totals	2002	HHDT	Aggregate	Aggregate	Gasoline	5817.393	382891.1421	382891.1	0	116394.4	0	6.691537	0	0.044552	6.736089	0.004099	0	0.001321	0.00542	0.002111	0.016884	0.024415	0.004359	0	0.001388	0.005747	0.008441	0.048241	0.06243	1122.301	0	18.18651	1140.487	0.244144
Statewide Totals	2002	HHDT	Aggregate	Aggregate	Diesel	174735.4	35500867.13	35500867	0	2547079	0	842.3105	39.54908	0	881.8595	23.20254	0.796912	0	23.99945	0.347132	1.421658	25.76824	24.25165	0.832945	0	25.0846	1.388529	4.061881	30.53501	68507.22	2529.258	0	71036.47	2.018899
Statewide Totals	2002	HHDT	Aggregate	Aggregate	Natural Ga	184.8037	17254.8382	17254.84	0	850.0972	0	0.646651	0.002056	0	0.648708	0.000801	8.5E-08	0	0.000801	0.000171	0.001398	0.00237	0.000871	9.25E-08	0	0.000871	0.000685	0.003994	0.00555	57.18027	1.50519	0	58.68546	0.174235
Statewide Totals	2002	LDA	Aggregate	Aggregate	Gasoline	13337654	489768886.2	4.9E+08	0	62474621	0	344.4293	0	70.57658	415.0058	4.575568	0	0.786575	5.362142	1.079756	1.458797	7.900695	4.962699	0	0.85078	5.813479	4.319025	4.16799	14.3005	196187.4	0	7921.649	204109	19.29259
Statewide Totals	2002	LDA	Aggregate	Aggregate	Diesel	91859.46	2213249.294	2213249	0	380198.5	0	4.050015	0	0	4.050015	0.621911	0	0	0.621911	0.004879	0.006859	0.633649	0.650031	0	0	0.650031	0.019518	0.019596	0.689145	866.8714	0	0	866.8714	0.037673
Statewide Totals	2002	LDA	Aggregate	Aggregate	Electricity	4877.048	159630.9694	0	159631	24685.49	61630.73	0	0	0	0	0	0	0	0	0.000352	0.000268	0.00062	0	0	0	0	0.001408	0.000766	0.002174	0	0	0	0	0
Statewide Totals	2002	LDT1	Aggregate	Aggregate	Gasoline	2148790	73247238.67	73247239	0	9780555	0	86.10996	0	13.43521	99.54516	0.898942	0	0.153084	1.052026	0.161483	0.258148	1.471656	0.97001	0	0.164732	1.134742	0.645931	0.737564	2.518237	33902.39	0	1494.849	35397.24	4.69408
Statewide Totals	2002	LDT1	Aggregate	Aggregate	Diesel	6305.647	163327.9703	163328	0	26274.88	0	0.290334	0	0	0.290334	0.042684	0	0	0.042684	0.00036	0.000634	0.043678	0.044614	0	0	0.044614	0.00144	0.001812	0.047866	79.57054	0	0	79.57054	0.002474
Statewide Totals	2002	LDT1	Aggregate	Aggregate	Electricity	1147.096	34539.9203	0	34539.92	5644.104	13335.26	0	0	0	0	0	0	0	0	7.61E-05	5.83E-05	0.000134	0	0	0	0	0.000305	0.000166	0.000471	0	0	0	0	0
Statewide Totals	2002	LDT2	Aggregate	Aggregate	Gasoline	3918886	149373101.5	1.49E+08	0	18684596	0	175.601	0	38.11815	213.7191	1.231894	0	0.192798	1.424692	0.329312	0.513219	2.267222	1.335023	0	0.208655	1.543678	1.317246	1.466339	4.327263	82350.29	0	3051.144	85401.43	6.227043
Statewide Totals	2002	LDT2	Aggregate	A

Region	Calendar Year	Vehicle Category	Model Year	Speed	Fuel	Population	Total VMT	CVMT	EVMT	Trips	Energy Consumption	NOx_RUNEX	NOx_IDLEX	NOx_STREX	NOx_TOTEX	PM2.5_RUNEX	PM2.5_IDLEX	PM2.5_STREX	PM2.5_TOTEX	PM2.5_PMTW	PM2.5_PMBW	PM2.5_TOTAL	PM10_RUNEX	PM10_IDLEX	PM10_STREX	PM10_TOTEX	PM10_PMTW	PM10_PMBW	PM10_TOTAL	CO2_RUNEX	CO2_IDLEX	CO2_STREX	CO2_TOTEX	CH4_RUNEX
Statewide Totals	2002	LHDT1	Aggregate	Aggregate	Diesel	200223.6	8870250.046	8870250	0	2518560	0	76.80202	0.57298	0	77.375	0.597638	0.010655	0	0.608293	0.029333	0.266933	0.904559	0.624661	0.011136	0	0.635797	0.117333	0.762667	1.515797	5660.516	31.676	0	5692.192	0.088855
Statewide Totals	2002	LHDT2	Aggregate	Aggregate	Gasoline	65154.99	2546235.315	2546235	0	970712.3	0	3.593662	0.002887	0.423389	4.019939	0.017745	0	0.002054	0.019799	0.005613	0.089395	0.114807	0.019221	0	0.002211	0.021432	0.022454	0.255414	0.2993	3160.759	10.53983	33.35012	3204.649	0.213843
Statewide Totals	2002	LHDT2	Aggregate	Aggregate	Diesel	52321.03	2177788.844	2177789	0	658132.8	0	19.40592	0.149727	0	19.55565	0.148762	0.00261	0	0.151373	0.007202	0.076459	0.235034	0.155489	0.002728	0	0.158217	0.028807	0.218455	0.405479	1521.178	12.45874	0	1533.636	0.022184
Statewide Totals	2002	MCY	Aggregate	Aggregate	Gasoline	416160.3	2841545.875	2841546	0	832320.6	0	4.022184	0	0.288019	4.310203	0.021928	0	0.01228	0.034209	0.003132	0.013156	0.050496	0.023047	0	0.01289	0.035937	0.012529	0.037587	0.086053	703.3983	0	76.37036	779.7686	1.346625
Statewide Totals	2002	MDV	Aggregate	Aggregate	Gasoline	2503500	99070972.16	99070972	0	12135511	0	104.0692	0	22.50571	126.5749	0.701861	0	0.134047	0.835908	0.218414	0.329773	1.384095	0.759989	0	0.145086	0.905075	0.873657	0.942208	2.72094	58151.28	0	2065.801	60217.09	4.341623
Statewide Totals	2002	MDV	Aggregate	Aggregate	Diesel	9664.431	235730.7362	235730.7	0	39962.05	0	0.434675	0	0	0.434675	0.066684	0	0	0.066684	0.00052	0.000921	0.068126	0.0697	0	0	0.0697	0.002079	0.002633	0.074411	143.3651	0	0	143.3651	0.00379
Statewide Totals	2002	MH	Aggregate	Aggregate	Gasoline	227051.5	1913801.01	1913801	0	22714.24	0	5.945795	0	0.009671	5.955466	0.019916	0	9.55E-05	0.020012	0.006329	0.032653	0.058994	0.021339	0	0.000101	0.02144	0.025315	0.093294	0.140049	4145.641	0	1.44936	4147.09	0.345709
Statewide Totals	2002	MH	Aggregate	Aggregate	Diesel	14200.71	172641.0465	172641	0	1420.071	0	2.164174	0	0	2.164174	0.043367	0	0	0.043367	0.000761	0.002935	0.047063	0.045327	0	0	0.045327	0.003045	0.008385	0.056758	200.9391	0	0	200.9391	0.001769
Statewide Totals	2002	MHDT	Aggregate	Aggregate	Gasoline	76122.42	3188783.738	3188784	0	1523057	0	12.55231	0.006842	0.906563	13.46572	0.032	0	0.010671	0.042671	0.010545	0.054397	0.107614	0.034327	0	0.011272	0.045599	0.04218	0.155421	0.243201	6856.686	48.20816	149.9205	7054.815	0.636379
Statewide Totals	2002	MHDT	Aggregate	Aggregate	Diesel	176957.7	10213233.84	10213234	0	2108494	0	143.956	7.158377	0	151.1144	4.857484	0.198867	0	5.056351	0.033774	0.174658	5.264784	5.077118	0.207859	0	5.284977	0.135098	0.499024	5.919099	13409.24	446.4331	0	13855.67	0.356136
Statewide Totals	2002	OBUS	Aggregate	Aggregate	Gasoline	10751.77	613600.9181	613600.9	0	215121.4	0	2.172108	0.000733	0.11808	2.290922	0.002955	0	0.000629	0.003584	0.002029	0.010487	0.0161	0.003192	0	0.000667	0.003859	0.008117	0.029962	0.041938	1279.379	4.734768	11.76782	1295.882	0.059342
Statewide Totals	2002	OBUS	Aggregate	Aggregate	Diesel	9859.364	665936.5287	665936.5	0	123915.5	0	11.83558	0.564581	0	12.40016	0.437301	0.014828	0	0.452128	0.002202	0.017389	0.47172	0.457073	0.015498	0	0.472572	0.008809	0.049684	0.531065	1040.262	37.15424	0	1077.417	0.036356
Statewide Totals	2002	SBUS	Aggregate	Aggregate	Gasoline	4120.084	203794.9247	203794.9	0	16480.34	0	0.754312	0.003789	0.00919	0.767292	0.003893	0	0.000163	0.004056	0.000449	0.003583	0.008088	0.004135	0	0.000173	0.004308	0.001797	0.010237	0.016342	222.1093	12.52847	1.687416	236.3252	0.062685
Statewide Totals	2002	SBUS	Aggregate	Aggregate	Diesel	16459.23	473799.0797	473799.1	0	238329.7	0	6.941696	0.5988	0	7.540496	0.293805	0.019299	0	0.313104	0.001567	0.008335	0.323006	0.30709	0.020171	0	0.327261	0.006267	0.023814	0.357343	655.0768	37.88272	0	692.9595	0.022995
Statewide Totals	2002	UBUS	Aggregate	Aggregate	Gasoline	603.2843	55234.29009	55234.29	0	2413.137	0	0.102049	0	0.002576	0.104625	0.000175	0	3.71E-06	0.000179	0.000164	0.002217	0.002559	0.00019	0	4.03E-06	0.000194	0.000654	0.006334	0.007182	108.7473	0	0.292282	109.0395	0.003047
Statewide Totals	2002	UBUS	Aggregate	Aggregate	Diesel	7222.408	815977.5913	815977.6	0	28889.63	0	17.95269	0	0	17.95269	0.114108	0	0	0.114108	0.007089	0.034423	0.15562	0.119267	0	0	0.119267	0.028356	0.098352	0.245975	1678.352	0	0	1678.352	0.007143
Statewide Totals	2002	UBUS	Aggregate	Aggregate	Electricity	36.34456	1210.080964	0	1210.081	145.3782	2444.231	0	0	0	0	0	0	0	0	1.37E-06	8.79E-06	1.02E-05	0	0	0	0	5.48E-06	2.51E-05	3.06E-05	0	0	0	0	0
Statewide Totals	2002	UBUS	Aggregate	Aggregate	Natural Ga:	2980.783	368294.6983	368294.7	0	11923.13	0	5.779232	0	0	5.779232	0.007908	0	0	0.007908	0.003446	0.015617	0.026971	0.008266	0	0	0.008266	0.013784	0.044619	0.066669	752.2232	0	0	752.2232	2.976873
Statewide Totals	2003	HHDT	Aggregate	Aggregate	Gasoline	5777.528	363697.3589	363697.4	0	115596.8	0	5.947756	0	0.043974	5.99173	0.0037	0	0.001314	0.005014	0.002005	0.016029	0.023048	0.003933	0	0.00138	0.005313	0.008018	0.045798	0.059129	1050.65	0	17.91827	1068.568	0.226811
Statewide Totals	2003	HHDT	Aggregate	Aggregate	Diesel	197939.1	34527309.84	34527310	0	2825932	0	795.851	42.86918	0	838.7202	22.02822	0.81229	0	22.84051	0.33761	1.382531	24.56065	23.02424	0.849018	0	23.87326	1.350442	3.95009	29.17379	66471.27	2717.239	0	69188.51	1.954229
Statewide Totals	2003	HHDT	Aggregate	Aggregate	Natural Ga:	249.5935	20580.75208	20580.75	0	1148.13	0	0.718359	0.002777	0	0.721136	0.001145	1.15E-07	0	0.001145	0.000204	0.001667	0.003017	0.001245	1.25E-07	0	0.001246	0.000817	0.004764	0.006826	67.6419	2.034208	0	69.67611	0.201003
Statewide Totals	2003	LDA	Aggregate	Aggregate	Gasoline	13289987	475681261.1	4.76E+08	0	62230479	0	308.5092	0	67.77203	376.2812	3.995369	0	0.717325	4.712694	1.048698	1.416642	7.178034	4.333443	0	0.775782	5.109225	4.194794	4.047548	13.35157	187391.8	0	7655.406	195047.2	17.29677
Statewide Totals	2003	LDA	Aggregate	Aggregate	Diesel	87016.24	2046950.79	2046951	0	359391.1	0	3.748943	0	0	3.748943	0.531416	0	0	0.531416	0.004513	0.006307	0.542236	0.555444	0	0	0.555444	0.018051	0.018019	0.591515	787.5572	0	0	787.5572	0.032388
Statewide Totals	2003	LDA	Aggregate	Aggregate	Electricity	11625.39	372979.3147	0	372979.3	59050.27	144000.8	0	0	0	0	0	0	0	0	0.000822	0.000627	0.001449	0	0	0	0	0.003289	0.001792	0.005081	0	0	0	0	0
Statewide Totals	2003	LDT1	Aggregate	Aggregate	Gasoline	2113483	69150105.48	69150105	0	9563720	0	78.36982	0	12.81988	91.1897	0.808757	0	0.14296	0.951717	0.15245	0.245993	1.350161	0.87275	0	0.153857	1.026607	0.6098	0.702839	2.339246	31633.8	0	1431.776	33065.58	4.311623
Statewide Totals	2003	LDT1	Aggregate	Aggregate	Diesel	6105.64	151046.6433	151046.6	0	25181.53	0	0.268563	0	0	0.268563	0.038654	0	0	0.038654	0.000333	0.00059	0.039576	0.040401	0	0	0.040401	0.001332	0.001685	0.043418	73.98015	0	0	73.98015	0.002254
Statewide Totals	2003	LDT1	Aggregate	Aggregate	Electricity	1431.451	41386.72915	0	41386.73	7007.687	15978.69	0	0	0	0	0	0	0	0	9.12E-05	6.99E-05	0.000161	0	0	0	0	0.000365	0.0002	0.000565	0	0	0	0	0
Statewide Totals	2003	LDT2	Aggregate	Aggregate	Gasoline	4205849	156093679.6	1.56E+08	0	20045006	0	168.1114	0	39.63887	207.7503	1.156706	0	0.189993	1.346699	0.344128	0.536669	2.227496	1.253653	0	0.205657	1.45931	1.376512	1.533341	4.369163	84727.58	0	3180.091	87907.67	5.97135
Statewide Totals	2003	LDT2	Aggregate	Aggregate	Diesel	454.4636	11407.07603	11407.08	0	1876.335	0	0.020841	0	0	0.020841	0.002964	0	0	0.002964	2.51E-05	4.53E-05	0.003035	0.003098	0	0	0.003098	0.000101	0.000129	0.003329	6.136531	0	0	6.136531	0.000176
Statewide Totals	2003	LHDT1	Aggregate	Aggregate	Gasoline	578816.3	22781594.54	22781595	0	8623500	0	29.24376	0.025755	3.803179	33.0727	0.145099	0	0.016343	0.161441	0.050225	0.685569	0.897235	0.15743	0	0.017656	0.175085	0.200899	1.958768	2.334753	24605.53	80.29905	253.2252	24939.05	1.682058
Statewide Totals	2003	LHDT1	Aggregate	Aggregate	Diesel	239706	10498692	10498692	0	3015199	0	89.2198	0.685967	0	89.90577	0.664131	0.011606	0	0.675737	0.034718	0.315938	1.026394	0.69416	0.012131	0	0.706291	0.138874	0.902681	1.747845	6689.273	37.92544	0	6727.198	0.105453
Statewide Totals	2003	LHDT2	Aggregate	Aggregate	Gasoline	68228.9	2579277.939	2579278	0	1016509	0	3.310783	0.003041	0.465494	3.779318	0.016295	0	0.001934	0.018229	0.005686	0.090555	0.11447	0.017662	0	0.002086	0.019748	0.022745	0.258728	0.301221	3153.749	10.91816	33.72151	3198.389	0.18859
Statewide Totals	2003	LHDT2	Aggregate	Aggregate	Diesel	58854.67	2383111.297	2383111	0	740317.7	0	20.95253	0.168425	0	21.12095	0.156205	0.002734	0	0.158939	0.007881	0.083668	0.250488	0.163268	0.002858	0	0.166126	0.031523	0.239051	0.4367	1664.785	14.15262	0	1678.938	0.024668
Statewide Totals	2003	MCY	Aggregate	Aggregate	Gasoline	450619	3061168.678	3061169	0	901238	0	4.328436	0	0.310042	4.638478	0.021328	0	0.012193	0.033522	0.003374	0.014172	0.051068	0.022428	0	0.012803	0.035231	0.013497	0.040492	0.089221	748.2105	0	81.60482	829.8153	1.43788
Statewide Totals	2003	MDV	Aggregate	Aggregate	Gasoline	2891783	111625662.2	1.12E+08	0	14024281	0	105.5331	0	25.97159	131.5047	0.702812	0	0.138742	0.841554	0.246093	0.371769	1.459415	0.761376	0	0.15024	0.911616	0.984371	1.062198	2.958185	64871.51	0	2327.823	67199.34	4.343801
Statewide Totals	2003	MDV	Aggregate	Aggregate	Diesel	8920.203	205636.0276	205636	0	36433.82	0	0.378133	0	0	0.378133	0.057576	0	0	0.057576	0.000453	0.000811	0.05884	0.060179	0	0	0.060179	0.001813	0.002316	0.064308	124.801	0	0	124.801	0.003289
Statewide Totals	2003	MH	Aggregate	Aggregate	Gasoline	224465.1	1856844.129	1856844	0	22455.49	0	5.270405	0	0.009623	5.280028	0.018064	0	9.06E-05	0.018154	0.00614	0.031674	0.055969	0.019352	0	9.6E-05	0.019448	0.024562	0.090498	0.134508	3965.614	0	1.387627	3967.001	0.311158
Statewide Totals	2003	MH	Aggregate	Aggregate	Diesel	17289.15	207174.1969	207174.2	0	1728.915	0	2.394869	0	0	2.394869	0.052006	0	0	0.052006	0.000913	0.00352	0.056439	0.054358	0	0	0.054358	0.003654	0.010056	0.068068	240.2136	0	0	240.2136	0.001953
Statewide Totals	2003	MHDT	Aggregate	Aggregate	Gasoline	78465.17	3199910.665	3199911	0	1569931	0	12.39708	0.007081	0.945128	13.34929	0.029631	0	0.010388	0.040018	0.010582	0.05457	0.10517	0.031807	0	0.010978	0.042784	0.042328	0.155914	0.241026	6787.839	49.15329	148.8638	6985.856	0.601244
Statewide Totals	2003	MHDT	Aggregate	Aggregate	Diesel	206041.2	9934236.5	9934237	0	2448737	0	135.8654	8.571561	0	144.4369	4.57667	0.216031	0	4.792701	0.032852	0.169888	4.995441	4.783607	0.225799	0	5.009406	0.131407	0.485395	5.626208	13009.84	527.9367	0	13537.77	0.338177
Statewide Totals	2003	OBUS	Aggregate	Aggregate	Gasoline	11072.58	620553.3367	620553.3	0	221540.2	0	2.099535	0.00076	0.11934	2.219635	0.002662	0	0.000592	0.003253	0.002052	0.010602	0.015908	0.002876	0	0.000628	0.003504	0.008209	0.030292	0.042004	1277.971	4.822847	11.60147	1294.396	0.055722
Statewide Totals	2003	OBUS	Aggregate	Aggregate	Diesel	9140.015	647743.8675	647743.9	0	113185.8	0	11.45333	0.506349	0	11.95968	0.441995	0.012903	0	0.454898	0.002142	0.016914	0.473954	0.46198	0.013486	0	0.475466	0.008568	0.048326	0.53236	1011.782	33.09027	0	1044.873	0.037817
Statewide Totals	2003	SBUS	Aggregate	Aggregate	Gasoline	4338.855	207877.8517	207877.9	0	17355.42	0	0.764328	0.004015	0.00988	0.778223	0.003724	0	0.000161	0.003884	0.000458	0.003655	0.007997	0.003958	0	0.00017	0.004128	0.001833	0.010442	0.016403	223.81	13.05236	1.754813	238.6172	0.064106
Statewide Totals	2003	SBUS	Aggregate	Aggregate	Diesel	16458.96	460818.5661	460818.6	0	238325.8	0	6.531383	0.618087	0	7.14947	0.275148	0.017986	0	0.293133	0.001524	0.008107	0.302764	0.287589	0.018799	0	0.306387	0.006096	0.023162	0.335645	635.1633	38.49724	0	673.6605	0.021819
Statewide Totals	2003	UBUS	Aggregate	Aggregate	Gasoline	598.2116	52382.42903	52382.43	0	2392.846	0	0.080052	0	0.002712	0.082764	0.000154	0	3.63E-06	0.000158	0.000154	0.002098	0.00241	0.000168	0	3.95E-06	0.000172	0.000618	0.005993	0.006783	100.8591	0	0.28734	101.1465	0.002408
Statewide Totals	2003	UBUS	Aggregate	Aggregate	Diesel	7371.129	802302.4538	802302.5	0	29484.52	0	17.40906	0	0	17.40906	0.10855	0	0	0.10855	0.006886	0.033827	0.149263	0.113458	0	0	0.113458	0.027546	0.096648	0.237652	1628.575	0	0	1628.575	0.006845
Statewide Totals	2003	UBUS	Aggregate	Aggregate	Electricity	34.62832	1080.683258	0	1080.683	138.5133	2193.564	0	0	0	0	0	0	0	0	9.03E-07	5.8E-06	6.7E-06	0	0	0	0	3.61E-06	1.66E-05	2.02E-05	0	0	0	0	0
Statewide Totals	2003	UBUS	Aggregate	Aggregate	Natural Ga:	3246.019	426714.5407	426714.5	0	12984.07	0	6.665509	0	0	6.665509	0.009104	0	0	0.009104	0.003961	0.018096	0.031161	0.009516	0	0	0.009516	0.015843	0.051702	0.077061	869.0972	0	0	869.0972	3.434269
Statewide Totals	2004	HHDT	Aggregate	Aggregate	Gasoline	5818.294	452435.0035	452435	0	116412.4	0	5.379481	0	0.038121	5.417602	0.003179	0	0.001199	0.004378	0.002494	0.019881	0.026753	0.003379	0	0.00126	0.004639	0.009974	0.056802	0.071415	1266.101	0	17.05778	1283.159	0.20718
Statewide Totals	2004	HHDT	Aggregate	Aggregate	Diesel	206852.9	36874324.39	36874324	0	2992787	0	803.3157	48.23825	0	851.5539	23.74439	0.832728	0	24.57712	0.360558	1.476326	26.414	24.818	0.87038	0	25.68839	1.442232	4.218073	31.34869	70839.11	3018.428	0	73857.54	2.03281
Statewide Totals	2004	HHDT	Aggregate	Aggregate	Natural Ga:	295.5182	25983.70941	25983.71	0	1359.384	0	0.866126	0.003288	0	0.869414	0.001591	1.36E-07	0	0.001591	0.000258	0.002105	0.003954	0.001731	1.48E-07	0	0.001731	0.001031	0.006015	0.008777	84.91861	2.408612	0	87.32722	0.248217
Statewide Totals	2004	LDA	Aggregate	Aggregate	Gasoline	13615726	474894518.6	4.75E+08	0	63711787	0	276.281	0	63.66231	339.9433	3.493194	0	0.657976	4.15117	1.046964	1.41533	6.613464	3.788767	0	0.711524	4.50029	4.187856	4.0438	12.73195	186154.7	0	7661.005	193815.7	15.88408
Statewide Totals	2004	LDA	Aggregate	Aggregate	Diesel	83595.53	1894903.019	1894903	0	343401.1	0	3.474424	0	0	3.474424	0.464222	0	0	0.464222	0.004178	0.005825	0.474225	0.485212	0	0	0.485212	0.01671	0.016644	0.518566	719.9765	0	0	719.9765	0.028417
Statewide Totals	2004	LDA	Aggregate	Aggregate	Electricity	9437.108	284745.8628	0	284745.9	47365.81	109935.4	0	0	0	0	0	0	0	0	0.000628	0.00048	0.001107	0	0	0	0	0.002511	0.00137	0.003881	0	0	0	0	0
Statewide Totals	2004	LDT1	Aggregate	Aggregate	Gasoline	2016967	63407313.17	63407313	0	9072282	0	68.11512	0	11.5441	79.65922	0.703005	0	0.129148	0.832154	0.139789	0.227393	1.199336	0.758603	0	0.138996	0.897599	0.559157	0.649695	2.106451	28867.72	0	1339.91	30207.63	3.861633
Statewide Totals	2004	LDT1	Aggregate	Aggregate	Diesel	5953.364	143742.3549	143742.4	0	24445.31	0	0.257075	0	0	0.257075	0.034852	0	0	0.034852	0.000317	0.000558	0.035727	0.036428	0	0	0.036428	0.001268	0.001593	0.039289	71.4847	0	0	71.4847	0.002041
Statewide Totals	2004	LDT1	Aggregate	Aggregate	Electricity	1417.124	38509.13788	0	38509.14	6854.584	14867.71	0	0	0	0	0	0	0	0	8.49E-05	6.51E-05	0.00015	0	0	0	0	0.00034	0.000186	0.000526	0	0	0	0	0
Statewide Totals	2004	LDT2	Aggregate	Aggregate	Gasoline	4427127	160266368.7	1.6E+08	0	21093497	0	152.5263	0	37.57583	190.1021	1.026122	0	0.176329	1.202451	0.353327	0.551413	2.107191	1.11211	0	0.19087	1.30298	1.413309	1.575465	4.291754	85796.97	0	3255.371	89052.34	5.577924
Statewide Totals	2004	LDT2	Aggregate	Aggregate	Diesel	390.4778	9447.348409	9447.348	0	1602.857	0	0.017348	0	0	0.017348	0.002363	0	0	0.002363	2.08E-05	3.73E-05	0.002422	0.00247	0	0	0.00247	8.33E-05	0.000107	0.00266	5.050497	0	0	5.050497	0.00014
Statewide Totals	2004	LHDT1	Aggregate	Aggregate	Gasoline	607165.5	23030737.29	23030737	0	9045861	0	27.2305	0.02714	4.296216	31.55386	0.132833	0	0.015742	0.148576	0.050774	0.693066	0.892416	0.144144	0	0.017015	0.161159	0.203096	1.980189	2.344445	24696.07	83.83328	261.3094	25041.21	1.554387
Statewide Totals	2004	LHDT1	Aggregate	Aggregate	Diesel	276406.6	11937413.03	11937413	0	3476848	0	92.28421	0.790994	0	93.0752	0.900884	0.01238	0	0.913264	0.039476	0.359234	1.311974	0.941618	0.012939	0	0.954557	0.157905	1.026382	2.138844	7380.64	43.73159	0	7424.372	0.137637
Statewide Totals	2004	LHDT2	Aggregate	Aggregate	Gasoline	70691.28	2682148.315	2682148	0	1053195	0	2.829744	0.003179	0.52538	3.358303	0.013763	0	0.001714	0.015476	0.005913	0.094167	0.115556	0.01492	0	0.001849	0.016769	0.023652	0.269047	0.309468	3246.776	11.26096	34.05347	3292.09	0.153998
Statewide Totals	2004	LHDT2	Aggregate	Aggregate	Diesel	62756.82	2495419.159	2495419	0	789401.8	0	20.48987	0.179591	0	20.66946	0.181321	0.002701	0	0.184021	0.008252	0.087611	0.279884	0.189519	0.002823	0	0.192342	0.033009	0.250316	0.475667	1763.712	15.23825	0	1778.951	0.028428
Statewide Totals	2004	MCY	Aggregate	Aggregate	Gasoline	484767.7	3159800.327	3159800	0	969535.4	0	4.465785	0	0.334193	4.799978	0.019236	0	0.011968	0.031204	0.003483	0.014629	0.049316	0.020228	0	0.012567	0.032795	0.013932	0.041797	0.088524	769.1298	0	87.44255	856.5724	1.473589
Statewide Totals	2004	MDV	Aggregate	Aggregate	Gasoline	3283879	123679954.8	1.24E+08	0	15928992	0	102.0781	0	26.48778	128.5658	0.652592	0	0.134075	0.786666	0.272668	0.412214	1.471548	0.7071	0	0.145217	0.852317	1.090671	1.177754	3.120742	71952.31	0	2589.369	74541.68	4.232061
Statewide Totals	2004	MDV	Aggregate	Aggregate	Diesel	8946.073	207853.2576	207853.3	0	36680.17	0	0.383216	0	0	0.383216	0.05238	0	0	0.05238	0.000458	0.000798	0.053636	0.054748	0	0	0.054748	0.001833	0.00228	0.058862	125.6155	0	0	125.6155	0.003031
Statewide Totals	2004	MH	Aggregate	Aggregate	Gasoline	218037.6	1793127.45	1793127	0	21812.48	0	4.561727	0	0.009264	4.570991	0.01559	0	8.07E-05	0.01567	0.00593	0.030578	0.052178	0.016708	0	8.56E-05	0.016793	0.023719	0.087366	0.127878	3794.515	0	1.287688	3795.803	0.268838
Statewide Totals	2004	MH	Aggregate	Aggregate	Diesel	20131.82	239701.9995	239702	0	2013.182	0	2.509636	0	0	2.509636	0.060173	0	0	0.060173	0.001057	0.004071	0.065301	0.062894	0	0	0.062894	0.004228	0.011631	0.078752	276.8192	0	0	276.8192	0.002032
Statewide Totals	2004	MHDT	Aggregate	Aggregate	Gasoline	77286.97	3196700.522	3196701	0	1546358	0	11.21472	0.007025	0.929657	12.15141	0.025218	0	0.00935	0.034567	0.010571	0.054488	0.099627	0.027079	0	0.009883	0.036963	0.042285	0.155681	0.234928	6713.625	48.19531	140.4647	6902.285	0.52347
Statewide Totals	2004	MHDT	Aggregate	Aggregate	Diesel	219426.4	10610215.86	10610216	0	2616773	0	138.5121	9.351973	0	147.8641	4.752809	0.214158	0	4.966967	0.035087	0.181448	5.183503	4.96771	0.223841	0	5.191551	0.140349	0.518424	5.850324	13857.97	568.572	0	14426.54	0.350061
Statewide Totals	2004	OBUS	Aggregate	Aggregate	Gasoline	11980.39	660340.4799	660340.5	0	239703.6	0	2.004702	0.000828	0.127628	2.133158	0.002352	0	0.000547	0.002899	0.002184	0.011281	0.016364	0.002542	0	0.00058	0.003122	0.008735	0.032233	0.04409	1349.084	5.193092	11.99533	1366.272	0.053204
Statewide Totals	2004	OBUS	Aggregate	Aggregate	Diesel	9397.588	691799.5872	691799.6	0	117803.2	0	11.91644	0.541887	0

Region	Calendar Year	Vehicle Category	Model Year	Speed	Fuel	Population	Total VMT	CVMT	EVMT	Trips	Energy Consumption	NOx_RUNEX	NOx_IDLEX	NOx_STREX	NOx_TOTEX	PM2.5_RUNEX	PM2.5_IDLEX	PM2.5_STREX	PM2.5_TOTEX	PM2.5_PMTW	PM2.5_PMBW	PM2.5_TOTAL	PM10_RUNEX	PM10_IDLEX	PM10_STREX	PM10_TOTEX	PM10_PMTW	PM10_PMBW	PM10_TOTAL	CO2_RUNEX	CO2_IDLEX	CO2_STREX	CO2_TOTEX	CH4_RUNEX
Statewide Totals	2005	LDA	Aggregate	Aggregate	Electricity	8238.328	239658.8281	0	239658.8	40947.22	92528.09	0	0	0	0	0	0	0	0	0.000528	0.000404	0.000933	0	0	0	0	0.002113	0.001155	0.003268	0	0	0	0	0
Statewide Totals	2005	LDT1	Aggregate	Aggregate	Gasoline	1930843	59325460.71	59325461	0	8632924	0	61.60549	0	10.74778	72.35327	0.623751	0	0.11591	0.739661	0.13079	0.215115	1.085567	0.673321	0	0.124805	0.798127	0.523161	0.614615	1.935903	26909.24	0	1258.372	28167.62	3.495029
Statewide Totals	2005	LDT1	Aggregate	Aggregate	Diesel	5228.779	120506.8992	120506.9	0	21131.52	0	0.215556	0	0	0.215556	0.029624	0	0	0.029624	0.000266	0.000475	0.030365	0.030963	0	0	0.030963	0.001063	0.001357	0.033384	59.87366	0	0	59.87366	0.001742
Statewide Totals	2005	LDT1	Aggregate	Aggregate	Electricity	1328.513	34659.99812	0	34660	6353.682	13381.62	0	0	0	0	0	0	0	0	7.64E-05	5.87E-05	0.000135	0	0	0	0	0.000306	0.000168	0.000473	0	0	0	0	0
Statewide Totals	2005	LDT2	Aggregate	Aggregate	Gasoline	4491068	162347131.8	1.62E+08	0	21437527	0	134.9101	0	34.88421	169.7943	0.86089	0	0.152757	1.013647	0.357914	0.557294	1.928855	0.932957	0	0.165348	1.098306	1.431658	1.592268	4.122231	85713.95	0	3205.985	88919.93	4.979882
Statewide Totals	2005	LDT2	Aggregate	Aggregate	Diesel	445.2654	10312.75707	10312.76	0	1786.747	0	0.019422	0	0	0.019422	0.002697	0	0	0.002697	2.27E-05	4.04E-05	0.00276	0.002818	0	0	0.002818	9.09E-05	0.000115	0.003025	5.504677	0	0	5.504677	0.000162
Statewide Totals	2005	LHDT1	Aggregate	Aggregate	Gasoline	620510.7	23097033.66	23097034	0	9244685	0	24.41922	0.027895	4.822907	29.27002	0.118586	0	0.014507	0.133093	0.05092	0.695061	0.879074	0.12869	0	0.015683	0.144373	0.203681	1.985889	2.333943	24663.06	85.52984	262.6382	25011.22	1.360428
Statewide Totals	2005	LHDT1	Aggregate	Aggregate	Diesel	315560.9	13553206.11	13553206	0	3969359	0	97.19676	0.903042	0	98.0998	1.143084	0.013047	0	1.156131	0.04482	0.407858	1.608808	1.194769	0.013637	0	1.208406	0.179278	1.165308	2.552993	8175.428	49.925	0	8225.353	0.17256
Statewide Totals	2005	LHDT2	Aggregate	Aggregate	Gasoline	69375.39	2578085.367	2578085	0	1033590	0	2.443739	0.003138	0.5668	3.013677	0.011409	0	0.001387	0.012796	0.005684	0.090513	0.108993	0.012385	0	0.001501	0.013886	0.022735	0.258609	0.295229	3099.92	11.03199	32.45836	3143.41	0.121567
Statewide Totals	2005	LHDT2	Aggregate	Aggregate	Diesel	73098.11	3017402.055	3017402	0	919482.2	0	22.08359	0.209185	0	22.29278	0.252053	0.002848	0	0.2549	0.009978	0.105937	0.370815	0.263449	0.002976	0	0.266425	0.039913	0.302677	0.609015	2168.241	17.96013	0	2186.201	0.038056
Statewide Totals	2005	MCY	Aggregate	Aggregate	Gasoline	521242.2	3475531.331	3475531	0	1042484	0	4.911791	0	0.360706	5.272498	0.016631	0	0.011015	0.027645	0.003831	0.016091	0.047567	0.017488	0	0.011567	0.029055	0.015324	0.045973	0.090353	844.9737	0	94.03516	939.0089	1.6061
Statewide Totals	2005	MDV	Aggregate	Aggregate	Gasoline	3595368	134621831.3	1.35E+08	0	17444545	0	97.93499	0	26.69739	124.6324	0.586152	0	0.123	0.709152	0.296791	0.448708	1.45465	0.635187	0	0.133238	0.768425	1.187162	1.282022	3.237609	78322.38	0	2780.229	81102.61	4.010444
Statewide Totals	2005	MDV	Aggregate	Aggregate	Diesel	7291.746	154525.6066	154525.6	0	29090.55	0	0.283842	0	0	0.283842	0.042157	0	0	0.042157	0.000341	0.000612	0.04311	0.044063	0	0	0.044063	0.001363	0.001748	0.047174	94.02126	0	0	94.02126	0.00242
Statewide Totals	2005	MH	Aggregate	Aggregate	Gasoline	207866.8	1738979.863	1738980	0	20794.99	0	3.87634	0	0.008886	3.885226	0.013299	0	7.02E-05	0.013369	0.005751	0.029641	0.04876	0.014253	0	7.44E-05	0.014327	0.023003	0.084689	0.122019	3655.809	0	1.178753	3656.988	0.228721
Statewide Totals	2005	MH	Aggregate	Aggregate	Diesel	22902.04	272567.7633	272567.8	0	2290.204	0	2.622763	0	0	2.622763	0.069479	0	0	0.069479	0.001202	0.004624	0.075306	0.072621	0	0	0.072621	0.004807	0.013212	0.09064	313.5958	0	0	313.5958	0.002132
Statewide Totals	2005	MHDT	Aggregate	Aggregate	Gasoline	72554.07	2904528.692	2904529	0	1451662	0	10.35566	0.006607	0.893454	11.25572	0.022029	0	0.008476	0.030505	0.009605	0.049486	0.089596	0.02366	0	0.008962	0.032622	0.03842	0.141387	0.212429	6077.579	45.15266	130.4475	6253.179	0.469445
Statewide Totals	2005	MHDT	Aggregate	Aggregate	Diesel	235520.8	11066970.65	11066971	0	2822446	0	136.9459	10.30492	0	147.2508	4.783665	0.209792	0	4.993458	0.036598	0.189258	5.219314	4.999962	0.219278	0	5.21924	0.146391	0.540738	5.906369	14408.19	617.5754	0	15025.77	0.349489
Statewide Totals	2005	OBUS	Aggregate	Aggregate	Gasoline	12838.14	724636.6963	724636.7	0	256865.5	0	1.890158	0.000895	0.135428	2.026481	0.002031	0	0.000469	0.0025	0.002396	0.012377	0.017273	0.002197	0	0.000498	0.002694	0.009585	0.035363	0.047642	1473.471	5.55487	12.21355	1491.239	0.050001
Statewide Totals	2005	OBUS	Aggregate	Aggregate	Diesel	9192.611	721460.1738	721460.2	0	111238.3	0	12.10358	0.50194	0	12.60552	0.464224	0.010026	0	0.47425	0.002386	0.018839	0.495475	0.485214	0.010479	0	0.495694	0.009543	0.053827	0.559064	1120.401	31.54907	0	1151.95	0.041177
Statewide Totals	2005	SBUS	Aggregate	Aggregate	Gasoline	4142.529	192454.9224	192454.9	0	16570.12	0	0.681471	0.003881	0.010048	0.6954	0.002897	0	0.000127	0.003024	0.000424	0.003385	0.006834	0.003085	0	0.000135	0.00322	0.001697	0.009672	0.014589	205.1103	12.38291	1.619163	219.1124	0.057512
Statewide Totals	2005	SBUS	Aggregate	Aggregate	Diesel	16459.09	513303.2432	513303.2	0	238327.7	0	6.843143	0.651233	0	7.494376	0.289055	0.015522	0	0.304578	0.001697	0.00903	0.315305	0.302125	0.016224	0	0.318349	0.00679	0.0258	0.350939	703.8667	39.55244	0	743.4192	0.023323
Statewide Totals	2005	UBUS	Aggregate	Aggregate	Gasoline	642.3214	55197.70824	55197.71	0	2569.286	0	0.061867	0	0.003098	0.064965	0.000124	0	2.96E-06	0.000127	0.000164	0.002222	0.002513	0.000135	0	3.22E-06	0.000138	0.000657	0.006347	0.007143	109.2083	0	0.294238	109.5025	0.00174
Statewide Totals	2005	UBUS	Aggregate	Aggregate	Diesel	6459.215	688273.8208	688273.8	0	25836.86	0	13.59331	0	0	13.59331	0.081423	0	0	0.081423	0.005765	0.029001	0.11619	0.085105	0	0	0.085105	0.023061	0.08286	0.191027	1349.72	0	0	1349.72	0.005432
Statewide Totals	2005	UBUS	Aggregate	Aggregate	Electricity	29.72736	1096.062561	0	1096.063	118.9095	2181.217	0	0	0	0	0	0	0	0	2.42E-08	1.55E-07	1.79E-07	0	0	0	0	9.68E-08	4.44E-07	5.4E-07	0	0	0	0	0
Statewide Totals	2005	UBUS	Aggregate	Aggregate	Natural Ga	4279.729	540803.9361	540803.9	0	17118.92	0	8.341544	0	0	8.341544	0.011164	0	0	0.011164	0.004952	0.022915	0.039031	0.011669	0	0	0.011669	0.019809	0.065472	0.09695	1090.032	0	0	1090.032	4.446828
Statewide Totals	2006	HHDT	Aggregate	Aggregate	Gasoline	4608.996	303226.8129	303226.8	0	92216.79	0	3.46663	0	0.025046	3.491676	0.002213	0	0.001008	0.003222	0.001671	0.013316	0.018209	0.002346	0	0.001059	0.003405	0.006685	0.038047	0.048137	854.9104	0	14.01359	868.924	0.147731
Statewide Totals	2006	HHDT	Aggregate	Aggregate	Diesel	236178.9	38564195.3	38564195	0	3491086	0	747.6779	52.63495	0	800.3128	24.75724	0.698237	0	25.45548	0.377077	1.542938	27.3755	25.87666	0.729809	0	26.60646	1.508306	4.408395	32.52317	73656.7	3196.741	0	76853.44	1.948454
Statewide Totals	2006	HHDT	Aggregate	Aggregate	Natural Ga	656.54	52969.59614	52969.6	0	3020.084	0	1.625629	0.007305	0	1.632934	0.003666	3.02E-07	0	0.003666	0.000526	0.004292	0.008483	0.003987	3.29E-07	0	0.003987	0.002102	0.012262	0.018351	173.0048	5.365912	0	178.3707	0.516495
Statewide Totals	2006	LDA	Aggregate	Aggregate	Gasoline	13511187	461129254	4.61E+08	0	63396761	0	212.3303	0	54.89311	267.2234	2.428346	0	0.494222	2.922568	1.016617	1.37073	5.309915	2.633424	0	0.53414	3.167564	4.066467	3.916372	11.1504	180567.9	0	7291.362	187859.2	12.36943
Statewide Totals	2006	LDA	Aggregate	Aggregate	Diesel	69780.35	1497632.152	1497632	0	283951.4	0	2.744095	0	0	2.744095	0.323121	0	0	0.323121	0.003302	0.004588	0.331011	0.337731	0	0	0.337731	0.013207	0.013109	0.364047	554.7271	0	0	554.7271	0.020001
Statewide Totals	2006	LDA	Aggregate	Aggregate	Electricity	8755.428	242542.51	0	242542.5	43198.18	93641.43	0	0	0	0	0	0	0	0	0.000535	0.000409	0.000944	0	0	0	0	0.002139	0.00117	0.003309	0	0	0	0	0
Statewide Totals	2006	LDT1	Aggregate	Aggregate	Gasoline	1884732	55555554.12	55555554	0	8375969	0	55.66839	0	10.16217	65.83056	0.553193	0	0.106474	0.659667	0.122479	0.202968	0.985114	0.597309	0	0.114686	0.711995	0.489917	0.579908	1.78182	25280.97	0	1213.716	26494.68	3.163864
Statewide Totals	2006	LDT1	Aggregate	Aggregate	Diesel	4974.919	109930.8979	109930.9	0	19903.53	0	0.197112	0	0	0.197112	0.026457	0	0	0.026457	0.000242	0.000433	0.027132	0.027653	0	0	0.027653	0.000969	0.001239	0.029861	54.96163	0	0	54.96163	0.001566
Statewide Totals	2006	LDT1	Aggregate	Aggregate	Electricity	1367.354	33810.00498	0	33810	6482.963	13053.45	0	0	0	0	0	0	0	0	7.45E-05	5.73E-05	0.000132	0	0	0	0	0.000298	0.000164	0.000462	0	0	0	0	0
Statewide Totals	2006	LDT2	Aggregate	Aggregate	Gasoline	4533327	158512879.8	1.59E+08	0	21589220	0	120.2534	0	32.98824	153.2416	0.735378	0	0.137323	0.872702	0.349461	0.545795	1.767958	0.796907	0	0.148644	0.945551	1.397845	1.559413	3.902809	83363.58	0	3179.959	86543.53	4.470793
Statewide Totals	2006	LDT2	Aggregate	Aggregate	Diesel	429.9577	9683.788529	9683.789	0	1716.645	0	0.01832	0	0	0.01832	0.002427	0	0	0.002427	2.13E-05	3.74E-05	0.002486	0.002537	0	0	0.002537	8.54E-05	0.000107	0.002729	5.12421	0	0	5.12421	0.000146
Statewide Totals	2006	LHDT1	Aggregate	Aggregate	Gasoline	646163.8	23699467.76	23699468	0	9626879	0	21.75763	0.029203	5.486587	27.27342	0.10423	0	0.013404	0.117634	0.052248	0.71319	0.883073	0.113119	0	0.014493	0.127612	0.208994	2.037687	2.374292	25342.74	89.49816	271.2513	25703.49	1.181015
Statewide Totals	2006	LHDT1	Aggregate	Aggregate	Diesel	347543	14428796.27	14428796	0	4371654	0	97.84933	0.994565	0	98.84389	1.31404	0.013543	0	1.327583	0.047715	0.434207	1.809505	1.373455	0.014156	0	1.387611	0.19086	1.240592	2.819063	8555.316	54.96179	0	8610.277	0.197655
Statewide Totals	2006	LHDT2	Aggregate	Aggregate	Gasoline	73438.77	2665505.063	2665505	0	1094128	0	2.238848	0.003337	0.654008	2.896192	0.01003	0	0.001231	0.011262	0.005876	0.093582	0.11072	0.010898	0	0.001336	0.012234	0.023506	0.267378	0.303117	3210.589	11.7338	33.95019	3256.273	0.1053
Statewide Totals	2006	LHDT2	Aggregate	Aggregate	Diesel	86133.46	3520025.137	3520025	0	1083451	0	23.59727	0.246488	0	23.84376	0.324636	0.003171	0	0.327807	0.01164	0.123583	0.46303	0.339314	0.003315	0	0.342629	0.046562	0.353095	0.742285	2555.567	21.3009	0	2576.868	0.047758
Statewide Totals	2006	MCY	Aggregate	Aggregate	Gasoline	577961.5	3831198.69	3831199	0	1155923	0	5.413364	0	0.401438	5.814802	0.014802	0	0.010609	0.025411	0.004223	0.017737	0.047372	0.015565	0	0.011141	0.026706	0.016893	0.050678	0.094277	936.5272	0	104.9518	1041.479	1.758696
Statewide Totals	2006	MDV	Aggregate	Aggregate	Gasoline	3877142	140864675.8	1.41E+08	0	18792446	0	90.86469	0	26.33786	117.2026	0.517938	0	0.11326	0.631199	0.310554	0.471014	1.412766	0.561298	0	0.122696	0.683994	1.242215	1.345754	3.271963	82326.66	0	2957.298	85283.96	3.691357
Statewide Totals	2006	MDV	Aggregate	Aggregate	Diesel	6557.105	132524.4863	132524.5	0	25870.02	0	0.242997	0	0	0.242997	0.035528	0	0	0.035528	0.000292	0.000526	0.036346	0.037134	0	0	0.037134	0.001169	0.001503	0.039806	80.5883	0	0	80.5883	0.002047
Statewide Totals	2006	MH	Aggregate	Aggregate	Gasoline	199565.1	1650180.043	1650180	0	19964.5	0	3.272873	0	0.008515	3.281388	0.011234	0	6.16E-05	0.011295	0.005457	0.028116	0.044868	0.012042	0	6.53E-05	0.012107	0.021828	0.080332	0.114267	3472.437	0	1.096247	3473.533	0.19292
Statewide Totals	2006	MH	Aggregate	Aggregate	Diesel	26197.3	303886.0478	303886	0	2619.73	0	2.722077	0	0	2.722077	0.078627	0	0	0.078627	0.00134	0.005152	0.085118	0.082182	0	0	0.082182	0.00536	0.014719	0.102261	348.4842	0	0	348.4842	0.002222
Statewide Totals	2006	MHDT	Aggregate	Aggregate	Gasoline	70568.01	2764015.664	2764016	0	1411925	0	9.319704	0.006453	0.876945	10.2031	0.018987	0	0.007738	0.026725	0.00914	0.047073	0.082939	0.020396	0	0.008184	0.02858	0.036562	0.134495	0.199636	5793.583	44.12533	124.5965	5962.305	0.414091
Statewide Totals	2006	MHDT	Aggregate	Aggregate	Diesel	255032.2	11105569.94	11105570	0	3066526	0	131.1454	11.36856	0	142.5139	4.730276	0.214028	0	4.944304	0.036725	0.189919	5.170948	4.944158	0.223706	0	5.167864	0.146902	0.542626	5.857391	14429.04	674.4935	0	15103.53	0.342709
Statewide Totals	2006	OBUS	Aggregate	Aggregate	Gasoline	15108.3	854081.2472	854081.2	0	302286.9	0	1.788233	0.001061	0.156512	1.945806	0.001793	0	0.000432	0.002224	0.002824	0.014588	0.019637	0.001939	0	0.000458	0.002397	0.011298	0.041681	0.055376	1739.768	6.568172	13.66381	1760	0.048023
Statewide Totals	2006	OBUS	Aggregate	Aggregate	Diesel	10617.57	723977.2069	723977.2	0	127282.3	0	11.69892	0.576404	0	12.27533	0.453623	0.010337	0	0.46396	0.002394	0.018905	0.485259	0.474134	0.010805	0	0.484939	0.009577	0.054014	0.548529	1121.803	35.64241	0	1157.445	0.040364
Statewide Totals	2006	SBUS	Aggregate	Aggregate	Gasoline	4208.932	191324.6062	191324.6	0	16835.73	0	0.664017	0.003958	0.010391	0.678366	0.002637	0	0.000117	0.002755	0.000422	0.003364	0.006541	0.002811	0	0.000125	0.002935	0.001687	0.009612	0.014235	204.3882	12.64111	1.620639	218.6499	0.056513
Statewide Totals	2006	SBUS	Aggregate	Aggregate	Diesel	17292	515072.6667	515072.7	0	250388.2	0	7.020514	0.665188	0	7.685703	0.316667	0.017219	0	0.333886	0.001703	0.009061	0.34465	0.330985	0.017997	0	0.348983	0.006813	0.025889	0.381685	707.5366	40.9556	0	748.4922	0.025629
Statewide Totals	2006	UBUS	Aggregate	Aggregate	Gasoline	735.4611	62330.25047	62330.25	0	2941.844	0	0.077782	0	0.003464	0.081247	0.000104	0	2.76E-06	0.000107	0.000172	0.00242	0.002699	0.000113	0	3E-06	0.000116	0.000689	0.006915	0.00772	107.3465	0	0.32069	107.6672	0.002142
Statewide Totals	2006	UBUS	Aggregate	Aggregate	Diesel	6397.437	682942.2362	682942.2	0	25589.75	0	12.78854	0	0	12.78854	0.076413	0	0	0.076413	0.005428	0.028572	0.110412	0.079868	0	0	0.079868	0.021711	0.081634	0.183212	1279.729	0	0	1279.729	0.005369
Statewide Totals	2006	UBUS	Aggregate	Aggregate	Electricity	24.7913	794.6163719	0	794.6164	99.16521	1651.408	0	0	0	0	0	0	0	0	2.53E-08	1.62E-07	1.87E-07	0	0	0	0	1.01E-07	4.63E-07	5.64E-07	0	0	0	0	0
Statewide Totals	2006	UBUS	Aggregate	Aggregate	Natural Ga	4734.336	596085.0878	596085.1	0	18937.34	0	9.112158	0	0	9.112158	0.01182	0	0	0.01182	0.005463	0.025266	0.042549	0.012355	0	0	0.012355	0.021851	0.072188	0.106394	1192.843	0	0	1192.843	5.145081
Statewide Totals	2007	HHDT	Aggregate	Aggregate	Gasoline	4233.962	288841.7817	288841.8	0	84713.1	0	2.951659	0	0.022349	2.974009	0.001862	0	0.000899	0.002762	0.001592	0.012697	0.017051	0.001973	0	0.000944	0.002918	0.006368	0.036278	0.045564	814.1308	0	12.75914	826.8899	0.128403
Statewide Totals	2007	HHDT	Aggregate	Aggregate	Diesel	239155.3	39869283.89	39869284	0	3518917	0	739.5948	53.06293	0	792.6577	24.27242	0.640918	0	24.91333	0.38984	1.594736	26.89791	25.36991	0.669898	0	26.0398	1.559358	4.556389	32.15555	76092.99	3235.109	0	79328.1	1.963859
Statewide Totals	2007	HHDT	Aggregate	Aggregate	Natural Ga	816.3354	66161.37327	66161.37	0	3823.945	0	1.648237	0.009009	0	1.657246	0.003711	5.62E-07	0	0.003711	0.000656	0.005335	0.009703	0.004036	6.11E-07	0	0.004036	0.002625	0.015242	0.021904	195.994	6.662957	0	202.657	0.579029
Statewide Totals	2007	LDA	Aggregate	Aggregate	Gasoline	13518233	456342218.9	4.56E+08	0	63474358	0	186.2944	0	51.02871	237.3231	2.038627	0	0.43131	2.469937	1.006063	1.355885	4.831886	2.210742	0	0.466081	2.676823	4.024252	3.873958	10.57503	179133.2	0	7171.297	186304.5	10.92602
Statewide Totals	2007	LDA	Aggregate	Aggregate	Diesel	65283.12	1377988.644	1377989	0	264941.6	0	2.528299	0	0	2.528299	0.265306	0	0	0.265306	0.003038	0.004218	0.272562	0.277302	0	0	0.277302	0.012152	0.012052	0.301505	503.4225	0	0	503.4225	0.017238
Statewide Totals	2007	LDA	Aggregate	Aggregate	Electricity	9832.034	266183.0503	0	266183.1	48352.06	102768.6	0	0	0	0	0	0	0	0	0.000587	0.000449	0.001036	0	0	0	0	0.002347	0.001284	0.003632	0	0	0	0	0
Statewide Totals	2007	LDT1	Aggregate	Aggregate	Gasoline	1808197	52115470.46	52115470	0	8004644	0	49.31774	0	9.352181	58.66992	0.482138	0	0.095152	0.57729	0.114895	0.191057	0.883242	0.520689	0	0.102521	0.62321	0.45958	0.545878	1.628669	23787.64	0	1149.113	24936.75	2.820894
Statewide Totals	2007	LDT1	Aggregate	Aggregate	Diesel	4657.36	100719.7071	100719.7	0	18504.37	0	0.181436	0	0	0.181436	0.022467	0	0	0.022467	0.000222	0.000396	0.023085	0.023483	0	0	0.023483	0.000888	0.00113	0.025501	50.88384	0	0	50.88384	0.001394
Statewide Totals	2007	LDT1	Aggregate	Aggregate	Electricity	1182.629	28259.73327	0	28259.73	5565.191	10910.59	0	0	0	0	0	0	0	0	6.23E-05	4.79E-05	0.00011	0	0	0	0	0.000249	0.000137	0.000386	0	0	0	0	0
Statewide Totals	2007	LDT2	Aggregate	Aggregate	Gasoline	4605095	158249117.2	1.58E+08	0	21902433	0	107.4758	0	30.99904	138.4749	0.633085	0	0.122711	0.755797	0.34888	0.545819	1.650496	0.686053	0	0.132833	0.818886	1.395519	1.559483	3.773889	82922.98	0	3171.768	86094.75	4.027842
Statewide Totals	2007	LDT2	Aggregate	Aggregate	Diesel	439.2306	9797.804808	9797.805	0	1746.143	0	0.018663	0	0	0.018663	0.002291	0	0	0.002291	2.16E-05	3.75E-05	0.00235	0.002395	0	0	0.002395	8.64E-05	0.000107	0.002588	5.12796	0	0	5.12796	0.000147
Statewide Totals	2007	LHDT1	Aggregate	Aggregate	Gasoline	648803.6	23119451.4	23119451	0	9666207	0	19.31867	0.029442	5.883211	25.23132	0.091401	0	0.012169	0.103571	0.05097	0.695736	0.850276	0.099207	0	0.013163	0.11237	0.203879	1.987817	2.304066	24805.29	90.35207	270.7764	25166.42	1.022645
Statewide Totals	2007	LHDT1	Aggregate	Aggregate	Diesel	363565.1	14447312.55	14447313	0	4573192	0	92.83966	1.040415	0	93.88008	1.256455	0.013024	0	1.269479	0.047776	0.434764	1.75202	1.313266	0.013613	0	1.32688	0.191105	1.242184	2.760169	8640.434	57.49935	0	8697.933	0.202732
Statewide Totals	2007	LHDT2	Aggregate	Aggregate	Gasoline	69407.38	2463290.867	2463291	0	1034067	0	1.741395	0.003172	0.672746	2.417313	0.007817	0	0.000994	0.008811	0.005431	0.086483	0.100724	0.008494	0	0.001078	0.009571	0.021723	0.247094	0.278387	2977.633	11.15078	31.73622	3020.52	0.074446
Statewide Totals	2007	LHDT2	Aggregate	Aggregate	Diesel	92778.34	3644031.182	3644031	0	1167035	0	22.7135	0.265504	0	22.979	0.318795	0.003172	0	0.321968	0.012051	0.127937	0.461955	0.33321	0.003316	0	0.336526	0.048202	0.365534	0.750262	2686.161	23.04323	0	2709.205	0.050201
Statewide Totals	2007	MCY	Aggregate	Aggregate	Gasoline	614719.2	4023054.729	4023055	0	1229438	0	5.683409	0	0.428177	6.111586	0.01306	0	0.00995	0.02301	0.004435	0.018626	0.04607	0.013734	0	0.010449	0.024182	0.017739	0.053216	0.095137	989.1951	0	112.3684	1101.563	1.838539
Statewide Totals	2007	MDV	Aggregate	Aggregate	Gasoline	4025420	142912770.4	1.43E+08	0	19453030	0	84.02228	0	25.68856	109.7108	0.456499	0	0.102738	0.559237	0.315069	0.480882	1.355188	0.494767

Region	Calendar Year	Vehicle Category	Model Year	Speed	Fuel	Population	Total VMT	CVMT	EVMT	Trips	Energy Consumption	NOx_RUNEX	NOx_IDLEX	NOx_STREX	NOx_TOTEX	PM2.5_RUNEX	PM2.5_IDLEX	PM2.5_STREX	PM2.5_TOTEX	PM2.5_PMTW	PM2.5_PMBW	PM2.5_TOTAL	PM10_RUNEX	PM10_IDLEX	PM10_STREX	PM10_TOTEX	PM10_PMTW	PM10_PMBW	PM10_TOTAL	CO2_RUNEX	CO2_IDLEX	CO2_STREX	CO2_TOTEX	CH4_RUNEX
Statewide Totals	2007	UBUS	Aggregate	Aggregate	Gasoline	835.3658	73188.60557	73188.61	0	3341.463	0	0.04517	0	0.003792	0.048962	7.14E-05	0	2.19E-06	7.36E-05	0.000197	0.002808	0.003079	7.77E-05	0	2.38E-06	8.01E-05	0.000789	0.008024	0.008893	123.0953	0	0.332553	123.4278	0.001266
Statewide Totals	2007	UBUS	Aggregate	Aggregate	Diesel	6335.146	661695.9653	661696	0	25340.58	0	12.18766	0	0	12.18766	0.07246	0	0	0.07246	0.005297	0.027708	0.105466	0.075737	0	0	0.075737	0.021188	0.079167	0.176092	1238.477	0	0	1238.477	0.005138
Statewide Totals	2007	UBUS	Aggregate	Aggregate	Electricity	38.93715	1266.567869	0	1266.568	155.7486	2474.993	0	0	0	0	0	0	0	0	2.58E-08	1.66E-07	1.92E-07	0	0	0	0	1.03E-07	4.73E-07	5.77E-07	0	0	0	0	0
Statewide Totals	2007	UBUS	Aggregate	Aggregate	Natural Gas	4981.025	635730.3089	635730.3	0	19924.1	0	9.681443	0	0	9.681443	0.012287	0	0	0.012287	0.005838	0.026945	0.04507	0.012843	0	0	0.012843	0.023352	0.076985	0.11318	1276.737	0	0	1276.737	5.67346
Statewide Totals	2008	HHDT	Aggregate	Aggregate	Gasoline	4110.025	276969.2991	276969.3	0	82233.39	0	2.696904	0	0.020174	2.717079	0.001654	0	0.000828	0.002482	0.001527	0.012148	0.016156	0.001752	0	0.00087	0.002622	0.006106	0.034708	0.043436	772.0467	0	11.90323	783.9499	0.114159
Statewide Totals	2008	HHDT	Aggregate	Aggregate	Diesel	237103	36689870.69	36689871	0	3443893	0	654.6297	15.6461	0	670.2758	22.12549	0.433893	0	22.55939	0.358749	1.467027	24.38516	23.12591	0.453512	0	23.57942	1.434996	4.191505	29.20592	69998.2	1545.952	0	71544.16	1.779507
Statewide Totals	2008	HHDT	Aggregate	Aggregate	Natural Gas	1121.237	82348.33974	82348.34	0	5534.785	0	1.514436	0.012593	0	1.52703	0.003384	2.96E-06	0	0.003387	0.000817	0.00635	0.010554	0.00368	3.22E-06	0	0.003683	0.003268	0.018143	0.025094	212.9319	9.337364	0	222.2693	0.604933
Statewide Totals	2008	LDA	Aggregate	Aggregate	Gasoline	13291596	437604642.1	4.38E+08	0	62347769	0	160.9518	0	47.09368	208.0455	1.690407	0	0.374895	2.065302	0.964754	1.30083	4.330886	1.833105	0	0.405084	2.238189	3.859015	3.716657	9.813861	170268.7	0	6864.129	177132.9	9.483636
Statewide Totals	2008	LDA	Aggregate	Aggregate	Diesel	60280.05	1235197.148	1235197	0	243746	0	2.265788	0	0	2.265788	0.221875	0	0	0.221875	0.002723	0.003776	0.228374	0.231908	0	0	0.231908	0.010893	0.010788	0.253588	445.7119	0	0	445.7119	0.014509
Statewide Totals	2008	LDA	Aggregate	Aggregate	Electricity	10620.33	276642.3675	0	276642.4	51939.47	106806.8	0	0	0	0	0	0	0	0	0.00061	0.000467	0.001077	0	0	0	0	0.00244	0.001336	0.003775	0	0	0	0	0
Statewide Totals	2008	LDT1	Aggregate	Aggregate	Gasoline	1764504	50303575.98	50303576	0	7833550	0	42.18504	0	8.47283	50.65787	0.406926	0	0.083472	0.490398	0.1109	0.183221	0.78452	0.439489	0	0.089952	0.529441	0.443602	0.523489	1.496532	22727.8	0	1087.943	23815.74	2.444547
Statewide Totals	2008	LDT1	Aggregate	Aggregate	Diesel	4404.962	91898.27234	91898.27	0	17351.5	0	0.163254	0	0	0.163254	0.019869	0	0	0.019869	0.000203	0.000362	0.020433	0.020767	0	0	0.020767	0.00081	0.001033	0.022611	46.72106	0	0	46.72106	0.001241
Statewide Totals	2008	LDT1	Aggregate	Aggregate	Electricity	1252.811	28967.58206	0	28967.58	5872.456	11183.88	0	0	0	0	0	0	0	0	6.39E-05	4.91E-05	0.000113	0	0	0	0	0.000255	0.00014	0.000396	0	0	0	0	0
Statewide Totals	2008	LDT2	Aggregate	Aggregate	Gasoline	4573823	151904459.6	1.52E+08	0	21660972	0	95.72336	0	29.02792	124.7513	0.547893	0	0.110854	0.658747	0.334892	0.527315	1.520955	0.593722	0	0.12	0.713722	1.339569	1.506615	3.559906	78581.92	0	3069.057	81650.98	3.618058
Statewide Totals	2008	LDT2	Aggregate	Aggregate	Diesel	446.0481	9963.411866	9963.412	0	1779.909	0	0.018556	0	0	0.018556	0.002118	0	0	0.002118	2.2E-05	3.75E-05	0.002178	0.002214	0	0	0.002214	8.79E-05	0.000107	0.002409	5.138033	0	0	5.138033	0.000136
Statewide Totals	2008	LHDT1	Aggregate	Aggregate	Gasoline	626433.3	21283631.27	21283631	0	9332923	0	16.49572	0.028519	5.98403	22.50827	0.077717	0	0.010767	0.088484	0.046922	0.64049	0.775897	0.084365	0	0.01165	0.096015	0.18769	1.829973	2.113677	22549.64	86.63532	257.0474	22893.33	0.845711
Statewide Totals	2008	LHDT1	Aggregate	Aggregate	Diesel	372422.7	14043131.3	14043131	0	4684609	0	86.57348	1.065763	0	87.63925	1.212744	0.012801	0	1.225546	0.04644	0.422601	1.694587	1.267579	0.01338	0	1.280959	0.185759	1.207432	2.674151	8471.038	58.90686	0	8529.945	0.201528
Statewide Totals	2008	LHDT2	Aggregate	Aggregate	Gasoline	76169.74	2604579.241	2604579	0	1134816	0	1.795163	0.003485	0.761588	2.560236	0.0078	0	0.001041	0.008841	0.005742	0.091443	0.106026	0.008476	0	0.001129	0.009605	0.022968	0.261266	0.29384	3096.227	12.15083	34.64001	3143.017	0.079336
Statewide Totals	2008	LHDT2	Aggregate	Aggregate	Diesel	99722.47	3767903.621	3767904	0	1254383	0	21.85374	0.285376	0	22.13912	0.322758	0.003298	0	0.326056	0.01246	0.132286	0.470802	0.337351	0.003447	0	0.340799	0.049841	0.37796	0.768599	2822.018	24.874	0	2846.892	0.052191
Statewide Totals	2008	MCY	Aggregate	Aggregate	Gasoline	663643.4	4201948.11	4201948	0	1327287	0	5.270737	0	0.430373	5.70111	0.011883	0	0.009764	0.021647	0.004632	0.019454	0.045733	0.012499	0	0.010254	0.022752	0.018527	0.055582	0.096862	997.2038	0	113.8979	1111.102	1.692962
Statewide Totals	2008	MDV	Aggregate	Aggregate	Gasoline	4065043	138839695.1	1.39E+08	0	19539771	0	76.91699	0	24.93126	101.8483	0.400098	0	0.093419	0.493517	0.306089	0.472197	1.271803	0.433725	0	0.101236	0.53496	1.224357	1.349134	3.108452	81037.89	0	3011.825	84049.71	3.066941
Statewide Totals	2008	MDV	Aggregate	Aggregate	Diesel	5425.743	106453.354	106453.4	0	21233.42	0	0.184166	0	0	0.184166	0.024207	0	0	0.024207	0.000235	0.000416	0.024857	0.025302	0	0	0.025302	0.000939	0.001187	0.027428	64.37419	0	0	64.37419	0.00147
Statewide Totals	2008	MH	Aggregate	Aggregate	Gasoline	176216.3	1413631.561	1413632	0	17628.67	0	2.304875	0	0.007448	2.312324	0.007858	0	4.53E-05	0.007904	0.004675	0.024075	0.036654	0.008428	0	4.81E-05	0.008476	0.018699	0.068787	0.095962	2952.926	0	0.902511	2953.829	0.134399
Statewide Totals	2008	MH	Aggregate	Aggregate	Diesel	29714.1	322026.0727	322026.1	0	2971.41	0	2.566425	0	0	2.566425	0.074659	0	0	0.074659	0.00142	0.005457	0.081536	0.078035	0	0	0.078035	0.00568	0.015592	0.099306	369.4161	0	0	369.4161	0.002176
Statewide Totals	2008	MHDT	Aggregate	Aggregate	Gasoline	65980.9	2600931.68	2600932	0	1320146	0	7.387374	0.006103	0.823279	8.216757	0.013686	0	0.006111	0.019797	0.008601	0.044272	0.072671	0.014702	0	0.006465	0.021168	0.034404	0.126493	0.182065	5408.402	41.20576	109.8128	5559.42	0.315428
Statewide Totals	2008	MHDT	Aggregate	Aggregate	Diesel	270527.7	10575724.68	10575725	0	3242547	0	114.1798	12.32156	0	126.5014	3.993768	0.189179	0	4.182948	0.034973	0.180858	4.398779	4.174349	0.197733	0	4.372082	0.139893	0.516737	5.028712	13753.62	734.5581	0	14488.18	0.305291
Statewide Totals	2008	MHDT	Aggregate	Aggregate	Natural Gas	35.13948	692.2174927	692.2175	0	417.1553	0	0.000171	0.000226	0	0.000396	3.38E-07	4E-07	0	7.38E-07	2.29E-06	1.19E-05	1.5E-05	3.68E-07	4.35E-07	0	8.03E-07	9.16E-06	3.41E-05	4.4E-05	0.72987	0.173361	0	0.903231	0.000412
Statewide Totals	2008	OBUS	Aggregate	Aggregate	Gasoline	16610.37	907080.4587	907080.5	0	332340.4	0	1.49011	0.001175	0.167472	1.658757	0.001346	0	0.000343	0.001689	0.003	0.015497	0.020186	0.001456	0	0.000365	0.001821	0.011999	0.044278	0.058098	1841.81	7.208449	14.18979	1863.208	0.041052
Statewide Totals	2008	OBUS	Aggregate	Aggregate	Diesel	10389	687439.9286	687439.9	0	121582.2	0	10.19101	0.515808	0	10.70682	0.402612	0.008156	0	0.410767	0.002273	0.017969	0.431009	0.420816	0.008524	0	0.42934	0.009093	0.051339	0.489773	1066.272	32.75602	0	1099.028	0.037689
Statewide Totals	2008	OBUS	Aggregate	Aggregate	Natural Gas	32.12489	2037.845932	2037.846	0	285.9115	0	0.00048	5.61E-05	0	0.000536	9.4E-07	9.94E-08	0	1.04E-06	6.74E-06	3.47E-05	4.25E-05	1.02E-06	1.08E-07	0	1.13E-06	2.7E-05	9.91E-05	0.000127	2.098956	0.043085	0	2.142041	0.001156
Statewide Totals	2008	SBUS	Aggregate	Aggregate	Gasoline	4233.393	185581.1711	185581.2	0	16933.57	0	0.577847	0.00403	0.010641	0.592518	0.00215	0	9.87E-05	0.002249	0.000409	0.003264	0.005922	0.002293	0	0.000105	0.002398	0.001637	0.009325	0.013359	196.1098	12.69938	1.552675	210.3619	0.049568
Statewide Totals	2008	SBUS	Aggregate	Aggregate	Diesel	18727.89	486684.6519	486684.7	0	271179.9	0	6.264651	0.74312	0	7.00777	0.258641	0.015472	0	0.274112	0.001609	0.008561	0.284283	0.270335	0.016171	0	0.286507	0.006438	0.02446	0.317405	665.2258	45.51887	0	710.7446	0.022675
Statewide Totals	2008	SBUS	Aggregate	Aggregate	Natural Gas	192.1094	3798.741147	3798.741	0	2781.743	0	0.004051	0.001133	0	0.005184	1.6E-05	2.01E-06	0	1.8E-05	1.26E-05	6.75E-05	9.81E-05	1.74E-05	2.18E-06	0	1.96E-05	5.02E-05	0.000193	0.000263	6.916821	0.870574	0	7.787395	0.019769
Statewide Totals	2008	UBUS	Aggregate	Aggregate	Gasoline	1277.715	114293.7922	114293.8	0	5105.721	0	0.083529	0	0.005817	0.089346	0.000101	0	2.72E-06	0.000103	0.000313	0.004414	0.004831	0.00011	0	2.96E-06	0.000113	0.001251	0.012613	0.013976	193.4868	0	0.521416	194.0082	0.002337
Statewide Totals	2008	UBUS	Aggregate	Aggregate	Diesel	5942.943	610923.5577	610923.6	0	23766.17	0	10.87328	0	0	10.87328	0.062351	0	0	0.062351	0.004889	0.025623	0.092864	0.065171	0	0	0.065171	0.019556	0.07321	0.157937	1132.904	0	0	1132.904	0.004649
Statewide Totals	2008	UBUS	Aggregate	Aggregate	Electricity	36.55444	1128.867651	0	1128.868	146.2178	2200.992	0	0	0	0	0	0	0	0	2.56E-08	1.64E-07	1.89E-07	0	0	0	0	1.02E-07	4.68E-07	5.7E-07	0	0	0	0	0
Statewide Totals	2008	UBUS	Aggregate	Aggregate	Natural Gas	5422.359	652311.9306	652311.9	0	21680.18	0	9.553431	0	0	9.553431	0.012024	0	0	0.012024	0.00595	0.027642	0.045616	0.012568	0	0	0.012568	0.023798	0.078978	0.115344	1314.421	0	0	1314.421	5.650769
Statewide Totals	2009	HHDT	Aggregate	Aggregate	Gasoline	3877.895	256828.9026	256828.9	0	77588.93	0	2.447713	0	0.018791	2.466503	0.001517	0	0.000765	0.002283	0.001416	0.011285	0.014984	0.001607	0	0.000804	0.002411	0.005662	0.032244	0.040317	725.6381	0	11.21953	736.8576	0.104612
Statewide Totals	2009	HHDT	Aggregate	Aggregate	Diesel	220484	33207200.33	33207200	0	3181262	0	570.5894	15.15513	0.015296	585.7598	19.65468	0.386141	0	20.04082	0.324691	1.323373	21.68888	20.54337	0.403601	0	20.94697	1.298765	3.781065	26.0268	63333.22	1558.95	0	64892.17	1.575123
Statewide Totals	2009	HHDT	Aggregate	Aggregate	Natural Gas	1607.356	109815.336	109815.3	0	8176.028	0	1.38245	0.018201	0	1.400651	0.003008	6.01E-06	0	0.003014	0.001089	0.008186	0.012289	0.003272	6.54E-06	0	0.003278	0.004358	0.023388	0.031024	248.305	13.51693	0	261.8219	0.680522
Statewide Totals	2009	LDA	Aggregate	Aggregate	Gasoline	13178663	433497119.1	4.33E+08	0	61570531	0	148.6447	0	44.64716	193.2919	1.506033	0	0.338207	1.84424	0.955698	1.291201	4.091139	1.633274	0	0.365478	1.998752	3.822793	3.689146	9.510691	170100.2	0	6763.506	176863.7	8.794547
Statewide Totals	2009	LDA	Aggregate	Aggregate	Diesel	60958.02	1342022.689	1342023	0	249690	0	2.113346	0	0	2.113346	0.19785	0	0	0.19785	0.002959	0.004054	0.204863	0.206796	0	0	0.206796	0.011835	0.011582	0.230213	468.4362	0	0	468.4362	0.013056
Statewide Totals	2009	LDA	Aggregate	Aggregate	Electricity	10997.32	283498.1393	0	283498.1	53384.96	109453.7	0	0	0	0	0	0	0	0	0.000625	0.000479	0.001104	0	0	0	0	0.0025	0.00137	0.00387	0	0	0	0	0
Statewide Totals	2009	LDT1	Aggregate	Aggregate	Gasoline	1687519	48512286.25	48512286	0	7480953	0	37.56542	0	7.724033	45.28945	0.357062	0	0.073211	0.430273	0.106951	0.176963	0.714188	0.38579	0	0.07894	0.46473	0.427806	0.505609	1.398145	22079.92	0	1031.451	23111.37	2.17481
Statewide Totals	2009	LDT1	Aggregate	Aggregate	Diesel	4170.939	87987.51708	87987.52	0	16355.56	0	0.149913	0	0	0.149913	0.017945	0	0	0.017945	0.000194	0.000345	0.018483	0.018756	0	0	0.018756	0.000776	0.000985	0.020517	45.1035	0	0	45.1035	0.001127
Statewide Totals	2009	LDT1	Aggregate	Aggregate	Electricity	1333.46	30754.56921	0	30754.57	6217.284	11873.8	0	0	0	0	0	0	0	0	6.78E-05	5.22E-05	0.00012	0	0	0	0	0.000271	0.000149	0.00042	0	0	0	0	0
Statewide Totals	2009	LDT2	Aggregate	Aggregate	Gasoline	4539097	149799400.1	1.5E+08	0	21361890	0	90.01226	0	27.6864	117.6987	0.499474	0	0.101889	0.601363	0.330251	0.524951	1.456566	0.541284	0	0.11031	0.651594	1.321006	1.499861	3.472461	78026.43	0	3030.468	81056.9	3.421856
Statewide Totals	2009	LDT2	Aggregate	Aggregate	Diesel	494.14	11734.34087	11734.34	0	2002.053	0	0.021183	0	0	0.021183	0.002159	0	0	0.002159	2.59E-05	4.29E-05	0.002228	0.002257	0	0	0.002257	0.000103	0.000123	0.002483	5.933633	0	0	5.933633	0.000142
Statewide Totals	2009	LHDT1	Aggregate	Aggregate	Gasoline	588178.8	19364493.53	19364494	0	8762988	0	14.58682	0.026831	5.841582	20.45523	0.068317	0	0.009534	0.077852	0.042691	0.582738	0.703281	0.074171	0	0.01032	0.084491	0.170766	1.664965	1.920222	20752.09	82.38158	242.5954	21077.06	0.725924
Statewide Totals	2009	LHDT1	Aggregate	Aggregate	Diesel	364755.3	13259316.66	13259317	0	4588163	0	80.95485	1.043821	0	81.99867	1.162123	0.012296	0	1.174419	0.043848	0.399014	1.617281	1.214669	0.012852	0	1.227522	0.175391	1.14004	2.542952	8029.68	57.7003	0	8087.38	0.197952
Statewide Totals	2009	LHDT2	Aggregate	Aggregate	Gasoline	72029.45	2407407.829	2407408	0	1073131	0	1.581603	0.003302	0.750917	2.335822	0.006803	0	0.000918	0.007721	0.005307	0.084521	0.09755	0.007393	0	0.000996	0.008389	0.02123	0.241488	0.271107	2881.326	11.63666	33.00283	2925.965	0.067859
Statewide Totals	2009	LHDT2	Aggregate	Aggregate	Diesel	97039.71	3536702.139	3536702	0	1220637	0	20.23991	0.277699	0	20.51761	0.30636	0.003134	0	0.309495	0.011696	0.124169	0.445359	0.320213	0.003276	0	0.323489	0.046783	0.354768	0.725039	2663.713	24.2711	0	2687.985	0.050945
Statewide Totals	2009	MCY	Aggregate	Aggregate	Gasoline	657910.8	4017955.739	4017956	0	1315822	0	4.743074	0	0.406153	5.149228	0.010759	0	0.009174	0.019933	0.004429	0.018602	0.042964	0.011318	0	0.009635	0.020953	0.017716	0.053148	0.091818	953.1087	0	110.3562	1063.465	1.517743
Statewide Totals	2009	MDV	Aggregate	Aggregate	Gasoline	3984606	134168933.6	1.34E+08	0	18989033	0	73.37783	0	24.16533	97.54316	0.366194	0	0.085934	0.452128	0.295792	0.463572	1.211492	0.397027	0	0.09314	0.490167	1.183168	1.324492	2.997828	79217.11	0	2952.546	82169.66	2.901438
Statewide Totals	2009	MDV	Aggregate	Aggregate	Diesel	6375.423	157080.615	157080.6	0	26593.61	0	0.164646	0	0	0.164646	0.021453	0	0	0.021453	0.000346	0.000562	0.022361	0.022423	0	0	0.022423	0.001385	0.001606	0.025414	92.13579	0	0	92.13579	0.001329
Statewide Totals	2009	MH	Aggregate	Aggregate	Gasoline	168478.8	1335038.799	1335039	0	16854.62	0	2.099895	0	0.00705	2.106944	0.007102	0	4.07E-05	0.007143	0.004415	0.022736	0.034294	0.00762	0	4.32E-05	0.007663	0.01766	0.06496	0.090282	2820.88	0	0.854436	2821.734	0.121763
Statewide Totals	2009	MH	Aggregate	Aggregate	Diesel	29938	315535.21	315535.2	0	2993.8	0	2.464178	0	0	2.464178	0.072934	0	0	0.072934	0.001391	0.005347	0.079672	0.076231	0	0	0.076231	0.005565	0.015277	0.097074	362.0796	0	0	362.0796	0.002147
Statewide Totals	2009	MHDT	Aggregate	Aggregate	Gasoline	59206.33	2347307.016	2347307	0	1184600	0	6.314316	0.005497	0.744289	7.064101	0.01135	0	0.005219	0.016569	0.007762	0.039949	0.06428	0.012188	0	0.005521	0.017709	0.03105	0.114141	0.162899	4934.969	37.44894	98.39535	5070.813	0.268549
Statewide Totals	2009	MHDT	Aggregate	Aggregate	Diesel	256088.6	9576913.525	9576914	0	3056749	0	100.8666	11.67785	0.003987	112.5484	3.521763	0.169388	0	3.69115	0.03167	0.163778	3.886598	3.681001	0.177047	0	3.858048	0.126681	0.467936	4.452665	12462.5	703.4727	0	13165.97	0.273219
Statewide Totals	2009	MHDT	Aggregate	Aggregate	Natural Gas	133.754	6021.941789	6021.942	0	1421.435	0	0.001411	0.000925	0	0.002336	2.81E-06	1.64E-06	0	4.45E-06	1.99E-05	0.000103	0.000127	3.06E-06	1.78E-06	0	4.84E-06	7.97E-05	0.000294	0.000378	6.195404	0.710596	0	6.906001	0.003394
Statewide Totals	2009	OBUS	Aggregate	Aggregate	Gasoline	17349.44	959373.3601	959373.4	0	347127.6	0	1.399417	0.00123	0.171668	1.572315	0.001218	0	0.00031	0.001528	0.003173	0.01639	0.021092	0.001318	0	0.00033	0.001648	0.01269	0.04683	0.061169	1972.657	7.624776	14.69003	1994.972	0.039015
Statewide Totals	2009	OBUS	Aggregate	Aggregate	Diesel	10908.57	615721.2935	615721.3	0	123955	0	8.598294	0.486158	0.000325	9.084777	0.333442	0.007388	0	0.34083	0.002036	0.016156	0.359022	0.348519	0.007722	0	0.356241	0.008145	0.046159	0.410545	959.3762	31.41272	0	990.7889	0.031602
Statewide Totals	2009	OBUS	Aggregate	Aggregate	Natural Gas	169.5092	9087.645414	9087.645	0	1508.632	0	0.002161	0.000296	0	0.002457	4.21E-06	5.24E-07	0	4.74E-06	3.01E-05	0.000155	0.00019	4.58E-06	5.7E-07	0	5.15E-06	0.00012	0.000443	0.000568	9.389443	0.227197	0	9.616639	0.005205
Statewide Totals	2009	SBUS	Aggregate	Aggregate	Gasoline	4344.798	191367.6473	191367.6	0	17379.19	0	0.568827	0.004157	0.010853	0.583837	0.002109	0	9.56E-05	0.002205	0.000422	0.003369	0.005996	0.002249	0	0.000102	0.002351	0.001688	0.009627	0.013665	204.5656	13.20225	1.586013	219.3539	0.049083
Statewide Totals	2009	SBUS	Aggregate	Aggregate	Diesel	19342.04	437210.3543	437210.4	0	280072.7	0	5.453014	0.770102	0.00051	6.223626	0.21925	0.014373	0	0.233623	0.001446	0.00769	0.242759	0.229163	0.015023	0	0.244187	0.005783	0.021971	0.271941	596.9609	47.74495	0	644.7058	0.019609
Statewide Totals	2009	SBUS	Aggregate	Aggregate	Natural Gas	333.9597	7179.843942	7179.844	0	4835.736	0	0.007793	0.001969	0	0.009763	3.05E-05	3.49E-06	0	3.4E-05	2.37E-05	0.000128	0.000186	3.31E-05	3.8E-06	0	3.69E-05	9.5E-05	0.000365	0.000497	13.21391	1.512418	0	14.72633	0.037844
Statewide Totals	2009	UBUS	Aggregate	Aggregate	Gasoline	1690.785	151448.9112	151448.9	0	6763.142	0	0.053459	0	0.007345	0.060804	8.95E-05	0	2.32E-06	9.18E-05	0.000438	0.006007	0.006536	9.73E-05	0	2.52E-06	9.99E-05	0.00175	0.017162	0.019012	287.3645	0	0.724635	288.0892	0.001523
Statewide Totals	2009	UBUS	Aggregate	Aggregate	Diesel	5074.774	520223.5672	520223.6	0	20299.09	0	9.135588	0	0	9.135588	0.050202	0	0	0.050202	0.00429	0.021942	0.076435	0.052472	0	0	0.052472	0.017162	0.062692	0.132326	979.321	0	0	979.321	0.003825
Statewide Totals	2009	UBUS	Aggregate	Aggregate	Electricity	36.16128	1384.873997	0	1384.874	144.6451	2820.398	0	0	0	0	0	0	0	0	1.67E-06	1.07E-05	1.24E-05	0	0	0	0	6.69E-06	3.07E-05	3.74E-05	0	0	0	0	0
Statewide Totals	2009	UBUS	Aggregate	Aggregate	Natural Gas	5829.932	691107.7247	691107.7	0	23319.73	0	9.118171	0	0	9.118171	0.011265	0	0	0.011265	0.006301	0.029294	0.046859	0.011774	0	0	0.011774	0.025203	0.083697	0.120674	1427.185	0	0	1427.185	5.523165
Statewide Totals	2010	HHDT	Aggregate	Aggregate	Gasoline	3677.34	251796.7681	251796.8	0	73576.22	0	2.32771	0	0.017888	2.345597	0.001433	0	0.000696	0.002129	0.001388	0.010949	0.014466	0.001517	0	0.000731	0.002248	0.005551	0.031284	0.039084	702.

Region	Calendar Year	Vehicle Category	Model Year	Speed	Fuel	Population	Total VMT	CVMT	EVMT	Trips	Energy Consumption	NOx_RUNEX	NOx_IDLEX	NOx_STREX	NOx_TOTEX	PM2.5_RUNEX	PM2.5_IDLEX	PM2.5_STREX	PM2.5_TOTEX	PM2.5_PMTW	PM2.5_PMBW	PM2.5_TOTAL	PM10_RUNEX	PM10_IDLEX	PM10_STREX	PM10_TOTEX	PM10_PMTW	PM10_PMBW	PM10_TOTAL	CO2_RUNEX	CO2_IDLEX	CO2_STREX	CO2_TOTEX	CH4_RUNEX
Statewide Totals	2010	LHDT1	Aggregate	Aggregate	Diesel	360787	13113814.96	13113815	0	4538247	0	78.9644	1.032465	0	79.99687	1.154548	0.011962	0	1.16651	0.043367	0.394635	1.604512	1.206751	0.012503	0	1.219254	0.173466	1.12753	2.52025	7992.205	57.07509	0	8049.281	0.201714
Statewide Totals	2010	LHDT2	Aggregate	Aggregate	Gasoline	71057.66	2395350.33	2395350	0	1058653	0	1.531885	0.003262	0.762386	2.297533	0.006497	0	0.000861	0.007358	0.005281	0.084097	0.096736	0.00706	0	0.000934	0.007995	0.021123	0.240278	0.269396	2815.573	11.34316	32.06912	2858.985	0.064393
Statewide Totals	2010	LHDT2	Aggregate	Aggregate	Diesel	96620.97	3530060.021	3530060	0	1215370	0	19.70027	0.276501	0	19.97677	0.305933	0.003077	0	0.309009	0.011674	0.123936	0.444618	0.319765	0.003216	0	0.322981	0.046695	0.354101	0.723777	2675.887	24.20854	0	2700.095	0.052161
Statewide Totals	2010	MCY	Aggregate	Aggregate	Gasoline	648124.9	3909546.089	3909546	0	1296250	0	4.476717	0	0.38664	4.863357	0.010119	0	0.008692	0.018811	0.00431	0.0181	0.041221	0.010647	0	0.009129	0.019776	0.017238	0.051714	0.088729	910.919	0	104.9501	1015.869	1.430066
Statewide Totals	2010	MDV	Aggregate	Aggregate	Gasoline	3942788	135054006.2	1.35E+08	0	18632661	0	72.8071	0	23.6208	96.42789	0.349868	0	0.080003	0.42987	0.297743	0.473336	1.20095	0.379371	0	0.086725	0.466096	1.190973	1.35239	3.009459	78511.37	0	2846.375	81357.74	2.862161
Statewide Totals	2010	MDV	Aggregate	Aggregate	Diesel	7880.201	235392.9582	235393	0	34624	0	0.154579	0	0	0.154579	0.02008	0	0	0.02008	0.000519	0.000803	0.021402	0.020988	0	0	0.020988	0.002076	0.002295	0.025359	133.343	0	0	133.343	0.001273
Statewide Totals	2010	MH	Aggregate	Aggregate	Gasoline	159575.9	1281139.249	1281139	0	15963.97	0	1.96345	0	0.006626	1.970075	0.006582	0	3.63E-05	0.006618	0.004237	0.021819	0.032674	0.007064	0	3.86E-05	0.007102	0.016947	0.062341	0.08639	2672.736	0	0.78423	2673.52	0.113178
Statewide Totals	2010	MH	Aggregate	Aggregate	Diesel	29514.51	311038.9244	311038.9	0	2951.451	0	2.384533	0	0	2.384533	0.071045	0	0	0.071045	0.001371	0.005271	0.077688	0.074258	0	0	0.074258	0.005486	0.015061	0.094805	357.1542	0	0	357.1542	0.002136
Statewide Totals	2010	MHDT	Aggregate	Aggregate	Gasoline	55869.14	2274507.923	2274508	0	1117830	0	5.899989	0.005201	0.701765	6.606955	0.010297	0	0.004645	0.014942	0.007522	0.038701	0.061165	0.011056	0	0.004915	0.015972	0.030087	0.110574	0.156632	4719.267	34.92187	90.12342	4844.312	0.25007
Statewide Totals	2010	MHDT	Aggregate	Aggregate	Diesel	255248.4	9621196.681	9621197	0	3046173	0	98.91927	11.52626	0.046603	110.4921	3.475048	0.162458	0	3.637507	0.031817	0.164535	3.833858	3.632175	0.169804	0	3.801978	0.127267	0.4701	4.399345	12511.32	705.1223	0	13216.44	0.273106
Statewide Totals	2010	MHDT	Aggregate	Aggregate	Natural Ga	249.0336	11141.5613	11141.56	0	2667.723	0	0.00258	0.001714	0	0.004294	5.14E-06	3.04E-06	0	8.18E-06	3.68E-05	0.00019	0.000235	5.59E-06	3.3E-06	0	8.89E-06	0.000147	0.000543	0.000699	11.33591	1.309423	0	12.64533	0.006204
Statewide Totals	2010	OBUS	Aggregate	Aggregate	Gasoline	17260.01	971570.3073	971570.3	0	345338.4	0	1.358423	0.001225	0.167999	1.527647	0.00114	0	0.000279	0.001419	0.003213	0.0166	0.021232	0.001234	0	0.000296	0.001531	0.012852	0.047428	0.06181	1973.592	7.495039	14.25055	1995.337	0.038192
Statewide Totals	2010	OBUS	Aggregate	Aggregate	Diesel	11032.78	613244.3096	613244.3	0	126380.6	0	8.260545	0.494264	0.001554	8.756362	0.317685	0.006998	0	0.324683	0.002028	0.016045	0.342756	0.332049	0.007314	0	0.339364	0.008112	0.045842	0.393318	956.7803	32.86231	0	989.6427	0.030678
Statewide Totals	2010	OBUS	Aggregate	Aggregate	Natural Ga	260.6195	14746.35849	14746.36	0	2319.513	0	0.003638	0.000455	0	0.004093	7.02E-06	8.06E-07	0	7.82E-06	4.88E-05	0.000252	0.000309	7.63E-06	8.77E-07	0	8.51E-06	0.000195	0.000721	0.000925	15.38937	0.347447	0	15.73681	0.008771
Statewide Totals	2010	SBUS	Aggregate	Aggregate	Gasoline	4389.668	202322.2029	202322.2	0	17558.67	0	0.566889	0.00422	0.010958	0.582066	0.002101	0	9.14E-05	0.002193	0.000446	0.00356	0.006199	0.00224	0	9.72E-05	0.002337	0.001784	0.010172	0.014294	212.7936	13.18321	1.555386	227.5322	0.048931
Statewide Totals	2010	SBUS	Aggregate	Aggregate	Diesel	19798.06	432920.7669	432920.8	0	286675.8	0	5.160796	0.78707	0.003451	5.951317	0.207005	0.01278	0	0.219786	0.001432	0.007612	0.228829	0.216365	0.013358	0	0.229723	0.005727	0.021749	0.257199	588.8264	49.50521	0	638.3316	0.018954
Statewide Totals	2010	SBUS	Aggregate	Aggregate	Natural Ga	665.9445	13755.98265	13755.98	0	9642.877	0	0.015496	0.003927	0	0.019423	5.93E-05	6.96E-06	0	6.62E-05	4.55E-05	0.000246	0.000357	6.45E-05	7.57E-06	0	7.21E-05	0.000182	0.000702	0.000956	25.78935	2.999777	0	28.78912	0.074473
Statewide Totals	2010	UBUS	Aggregate	Aggregate	Gasoline	1787.065	171470.6998	171470.7	0	7148.261	0	0.044668	0	0.007591	0.052259	6.62E-05	0	1.77E-06	6.8E-05	0.000504	0.00686	0.007432	7.2E-05	0	1.92E-06	7.39E-05	0.002017	0.0196	0.021691	329.3621	0	0.759169	330.1212	0.001228
Statewide Totals	2010	UBUS	Aggregate	Aggregate	Diesel	4920.572	485684.0005	485684	0	19682.29	0	8.224574	0	0	8.224574	0.009777	0	0	0.009777	0.004079	0.020447	0.034302	0.010219	0	0	0.010219	0.016314	0.058419	0.084952	912.4636	0	0	912.4636	0.003746
Statewide Totals	2010	UBUS	Aggregate	Aggregate	Electricity	35.00903	752.9531959	0	752.9532	140.0361	1579.907	0	0	0	0	0	0	0	0	2.25E-07	1.42E-06	1.65E-06	0	0	0	0	9.01E-07	4.07E-06	4.97E-06	0	0	0	0	0
Statewide Totals	2010	UBUS	Aggregate	Aggregate	Natural Ga	6077.218	701230.6457	701230.6	0	24308.87	0	8.287203	0	0	8.287203	0.010097	0	0	0.010097	0.006395	0.029709	0.046201	0.010553	0	0	0.010553	0.025581	0.084882	0.121017	1463.951	0	0	1463.951	5.207299
Statewide Totals	2011	HHDT	Aggregate	Aggregate	Gasoline	3470.117	240200.9971	240201	0	69430.1	0	2.160201	0	0.018542	2.178743	0.001296	0	0.000628	0.001924	0.001324	0.010247	0.013496	0.001373	0	0.00066	0.002032	0.005296	0.029279	0.036606	668.0029	0	9.378499	677.3814	0.091952
Statewide Totals	2011	HHDT	Aggregate	Aggregate	Diesel	230366.4	33956560.1	33956560	0	3424172	0	529.5521	17.13444	0.447803	547.1344	19.18606	0.375705	0	19.56176	0.332011	1.319156	21.21293	20.05357	0.392693	0	20.44626	1.328046	3.769017	25.54332	64295.32	1951.014	0	66246.33	1.50017
Statewide Totals	2011	HHDT	Aggregate	Aggregate	Natural Ga	2820.508	194108.4953	194108.5	0	15327.11	0	1.483102	0.033077	0	1.516179	0.00301	1.57E-05	0	0.003026	0.001926	0.013776	0.018727	0.003274	1.7E-05	0	0.003291	0.007703	0.039359	0.050353	382.5573	24.46084	0	407.0181	1.01463
Statewide Totals	2011	LDA	Aggregate	Aggregate	Gasoline	12971612	440985043.2	4.41E+08	0	60326141	0	125.4409	0	39.49505	164.936	1.19727	0	0.266354	1.463624	0.972206	1.317737	3.753567	1.298839	0	0.288026	1.586864	3.888825	3.764963	9.240652	167401.9	0	6260.027	173662	7.438417
Statewide Totals	2011	LDA	Aggregate	Aggregate	Diesel	70548.93	1961279.525	1961280	0	303386.7	0	1.871955	0	0	1.871955	0.162338	0	0	0.162338	0.004324	0.005787	0.172449	0.169678	0	0	0.169678	0.017296	0.016534	0.203508	621.8128	0	0	621.8128	0.011037
Statewide Totals	2011	LDA	Aggregate	Aggregate	Electricity	15649.21	432555.4126	0	432555.4	76388.69	167002.1	0	0	0	0	0	0	0	0	0.000954	0.00073	0.001684	0	0	0	0	0.003814	0.002087	0.005902	0	0	0	0	0
Statewide Totals	2011	LDA	Aggregate	Aggregate	Plug-in Hyb	1097.749	51488.88956	27900.36	23588.53	4539.191	7124.439	0.000206	0	0.000566	0.000772	1.29E-05	0	2.57E-06	1.55E-05	0.000114	7.74E-05	0.000206	1.4E-05	0	2.8E-06	1.68E-05	0.000454	0.000221	0.000692	8.928455	0	0.37575	9.304205	3.09E-05
Statewide Totals	2011	LDT1	Aggregate	Aggregate	Gasoline	1538031	45260246.32	45260246	0	6757554	0	31.2254	0	6.530342	37.75575	0.288386	0	0.057734	0.34612	0.099782	0.167031	0.612933	0.311795	0	0.062311	0.374106	0.399127	0.477233	1.250466	20106.14	0	890.8789	20997.02	1.811041
Statewide Totals	2011	LDT1	Aggregate	Aggregate	Diesel	3734.383	79191.57602	79191.58	0	14307.89	0	0.13268	0	0	0.13268	0.015734	0	0	0.015734	0.000175	0.000314	0.016222	0.016445	0	0	0.016445	0.000698	0.000896	0.01804	40.79231	0	0	40.79231	0.000993
Statewide Totals	2011	LDT1	Aggregate	Aggregate	Electricity	1257.468	28238.7288	0	28238.73	5723.645	10902.48	0	0	0	0	0	0	0	0	6.23E-05	4.8E-05	0.00011	0	0	0	0	0.000249	0.000137	0.000386	0	0	0	0	0
Statewide Totals	2011	LDT2	Aggregate	Aggregate	Gasoline	4629309	157050899.3	1.57E+08	0	21614427	0	80.78516	0	25.15251	105.9377	0.430665	0	0.086865	0.51753	0.346238	0.555637	1.419405	0.466736	0	0.094057	0.560792	1.384953	1.587534	3.533279	78579.01	0	2907.739	81486.75	3.12475
Statewide Totals	2011	LDT2	Aggregate	Aggregate	Diesel	568.6631	14951.89553	14951.9	0	2330.566	0	0.021239	0	0	0.021239	0.002168	0	0	0.002168	3.3E-05	5.36E-05	0.002254	0.002266	0	0	0.002266	0.000132	0.000153	0.002551	7.258326	0	0	7.258326	0.000144
Statewide Totals	2011	LHDT1	Aggregate	Aggregate	Gasoline	539753.5	17351691.2	17351691	0	8041523	0	12.37313	0.024702	5.656734	18.05457	0.057321	0	0.007984	0.065305	0.038254	0.522166	0.625725	0.062242	0	0.008646	0.070888	0.153016	1.491903	1.715807	18254.34	74.48972	216.639	18545.47	0.587862
Statewide Totals	2011	LHDT1	Aggregate	Aggregate	Diesel	355898.9	12655569.73	12655570	0	4476761	0	73.43935	1.018477	0	74.45783	1.090827	0.011646	0	1.102472	0.041851	0.380845	1.525169	1.140149	0.012172	0	1.152321	0.167405	1.088129	2.407855	7807.604	56.28157	0	7863.886	0.195571
Statewide Totals	2011	LHDT2	Aggregate	Aggregate	Gasoline	71050.92	2365813.063	2365813	0	1058553	0	1.428968	0.003267	0.780851	2.213087	0.006021	0	0.000815	0.006836	0.005216	0.08306	0.095112	0.006543	0	0.000884	0.007427	0.020863	0.237315	0.265605	2743.084	11.30961	31.8636	2786.257	0.059058
Statewide Totals	2011	LHDT2	Aggregate	Aggregate	Diesel	97139.09	3521079.859	3521080	0	1221888	0	18.26652	0.277983	0	18.54451	0.289997	0.003053	0	0.29305	0.011644	0.12362	0.428314	0.303109	0.003191	0	0.3063	0.046576	0.353201	0.706077	2708.629	24.37551	0	2733.004	0.050993
Statewide Totals	2011	MCY	Aggregate	Aggregate	Gasoline	656966.7	3836200.605	3836201	0	1313933	0	4.216817	0	0.377403	4.59422	0.009516	0	0.008517	0.018033	0.004229	0.01776	0.040022	0.010014	0	0.008946	0.018961	0.016915	0.050744	0.08662	884.3099	0	103.3675	987.6775	1.342748
Statewide Totals	2011	MDV	Aggregate	Aggregate	Gasoline	3924688	132509385.4	1.33E+08	0	18417707	0	68.88204	0	22.84322	91.72526	0.320962	0	0.074055	0.395017	0.292133	0.469154	1.156304	0.348066	0	0.080288	0.428354	1.168534	1.34044	2.937327	76394.61	0	2781.078	79175.69	2.689917
Statewide Totals	2011	MDV	Aggregate	Aggregate	Diesel	10984.35	378511.3369	378511.3	0	50953.71	0	0.141331	0	0	0.141331	0.018057	0	0	0.018057	0.000834	0.001247	0.020138	0.018873	0	0	0.018873	0.003338	0.003563	0.025774	206.2568	0	0	206.2568	0.0012
Statewide Totals	2011	MH	Aggregate	Aggregate	Gasoline	150602.3	1191946.467	1191946	0	15066.25	0	1.745321	0	0.006201	1.751522	0.005844	0	3.24E-05	0.005876	0.003942	0.020301	0.030119	0.006273	0	3.44E-05	0.006307	0.015767	0.058003	0.080077	2476.957	0	0.724178	2477.681	0.099954
Statewide Totals	2011	MH	Aggregate	Aggregate	Diesel	29408.7	299296.238	299296.2	0	2940.87	0	2.251448	0	0	2.251448	0.067218	0	0	0.067218	0.00132	0.005073	0.07361	0.070257	0	0	0.070257	0.005279	0.014493	0.090029	343.7662	0	0	343.7662	0.002073
Statewide Totals	2011	MHDT	Aggregate	Aggregate	Gasoline	54524.06	2261183.497	2261183	0	1090917	0	5.354048	0.0051	0.668315	6.027463	0.009062	0	0.004131	0.013193	0.007478	0.038468	0.059139	0.00973	0	0.004373	0.014103	0.02991	0.109909	0.153922	4667.539	33.99045	84.94083	4786.47	0.223517
Statewide Totals	2011	MHDT	Aggregate	Aggregate	Diesel	254233.9	9807401.192	9807401	0	3031418	0	96.85533	11.2664	0.24314	108.3649	3.425535	0.152654	0	3.578188	0.032432	0.167719	3.77834	3.580422	0.159556	0	3.739978	0.12973	0.479197	4.348905	12684.95	704.5598	0	13389.51	0.272004
Statewide Totals	2011	MHDT	Aggregate	Aggregate	Natural Ga	346.8606	15159.67631	15159.68	0	3777.053	0	0.003561	0.002359	0	0.00592	7.05E-06	4.18E-06	0	1.12E-05	5.01E-05	0.000259	0.00032	7.67E-06	4.55E-06	0	1.22E-05	0.000201	0.000739	0.000952	15.46591	1.798062	0	17.26397	0.008565
Statewide Totals	2011	OBUS	Aggregate	Aggregate	Gasoline	16507.97	910295.8296	910295.8	0	330291.4	0	1.238038	0.001173	0.158686	1.397897	0.001009	0	0.00025	0.001259	0.00301	0.015554	0.019823	0.001092	0	0.000266	0.001358	0.012041	0.04444	0.057839	1844.176	7.14746	13.4881	1864.812	0.034883
Statewide Totals	2011	OBUS	Aggregate	Aggregate	Diesel	10874.74	623732.8866	623732.9	0	124914.4	0	8.016993	0.47652	0.00846	8.501973	0.308632	0.006261	0	0.314893	0.002063	0.016178	0.333134	0.322587	0.006545	0	0.329131	0.008251	0.046223	0.383605	969.7779	32.74992	0	1002.528	0.030202
Statewide Totals	2011	OBUS	Aggregate	Aggregate	Natural Ga	277.4759	16715.6517	16715.65	0	2469.536	0	0.004123	0.000484	0	0.004607	7.95E-06	8.58E-07	0	8.81E-06	5.53E-05	0.000286	0.00035	8.65E-06	9.33E-07	0	9.58E-06	0.000221	0.000817	0.001048	17.40494	0.369086	0	17.77403	0.009941
Statewide Totals	2011	SBUS	Aggregate	Aggregate	Gasoline	4476.262	207234.9197	207234.9	0	17905.05	0	0.53082	0.00433	0.011408	0.546558	0.001992	0	8.63E-05	0.002078	0.000457	0.003648	0.006183	0.002122	0	9.17E-05	0.002214	0.001827	0.010422	0.014463	216.1105	13.40909	1.548763	231.0684	0.044972
Statewide Totals	2011	SBUS	Aggregate	Aggregate	Diesel	20124.68	435282.9377	435282.9	0	291405.4	0	5.040534	0.796122	0.012695	5.84935	0.198212	0.011866	0	0.210078	0.001439	0.007652	0.21917	0.207174	0.012403	0	0.219577	0.005758	0.021862	0.247197	588.7667	50.67184	0	639.4386	0.018397
Statewide Totals	2011	SBUS	Aggregate	Aggregate	Natural Ga	952.3169	20271.2664	20271.27	0	13789.55	0	0.023091	0.005616	0	0.028707	8.78E-05	9.95E-06	0	9.77E-05	6.7E-05	0.000362	0.000527	9.55E-05	1.08E-05	0	0.000106	0.000268	0.001036	0.00141	38.19311	4.280096	0	42.4732	0.110636
Statewide Totals	2011	UBUS	Aggregate	Aggregate	Gasoline	1931.171	180432.0261	180432	0	7724.685	0	0.045014	0	0.008234	0.053248	5.99E-05	0	1.54E-06	6.15E-05	0.000534	0.00724	0.007836	6.52E-05	0	1.68E-06	6.68E-05	0.002136	0.020686	0.022889	349.8123	0	0.834868	350.6472	0.001187
Statewide Totals	2011	UBUS	Aggregate	Aggregate	Diesel	4518.253	440374.6922	440374.7	0	18073.01	0	6.956285	0	0	6.956285	0.007937	0	0	0.007937	0.003809	0.018607	0.030353	0.008296	0	0	0.008296	0.015236	0.053162	0.076694	833.4853	0	0	833.4853	0.003403
Statewide Totals	2011	UBUS	Aggregate	Aggregate	Electricity	35.44616	761.3824718	0	761.3825	141.7847	1582.024	0	0	0	0	0	0	0	0	2.12E-07	1.16E-06	1.38E-06	0	0	0	0	8.49E-07	3.33E-06	4.18E-06	0	0	0	0	0
Statewide Totals	2011	UBUS	Aggregate	Aggregate	Natural Ga	5818.81	652587.1967	652587.2	0	23275.24	0	6.86149	0	0	6.86149	0.008222	0	0	0.008222	0.005915	0.027657	0.041794	0.008594	0	0	0.008594	0.02366	0.079021	0.111275	1384.478	0	0	1384.478	4.458521
Statewide Totals	2012	HHDT	Aggregate	Aggregate	Gasoline	3171.985	222973.7987	222973.8	0	63465.08	0	1.961243	0	0.015826	1.977069	0.001108	0	0.000524	0.001632	0.001229	0.00944	0.0123	0.001174	0	0.000551	0.001725	0.004916	0.02697	0.033611	620.1912	0	8.13789	628.3291	0.081715
Statewide Totals	2012	HHDT	Aggregate	Aggregate	Diesel	233463.4	33729156.08	33729156	0	3516518	0	477.6818	18.76959	0.930227	497.3816	17.11423	0.337872	0	17.4521	0.329781	1.282606	19.06449	17.88806	0.353149	0	18.24121	1.319123	3.664588	23.22492	63433.57	2289.743	0	65723.31	1.323369
Statewide Totals	2012	HHDT	Aggregate	Aggregate	Natural Ga	3597.427	248225.5372	248225.5	0	20035.39	0	1.503309	0.042519	0	1.545828	0.002951	2.29E-05	0	0.002974	0.002463	0.016873	0.022309	0.00321	2.49E-05	0	0.003234	0.00985	0.048208	0.061293	468.3168	31.5253	0	499.8421	1.193142
Statewide Totals	2012	LDA	Aggregate	Aggregate	Gasoline	13123742	448579153.5	4.49E+08	0	61007955	0	113.0281	0	37.42091	150.449	1.066686	0	0.23894	1.305625	0.988948	1.339993	3.634567	1.157466	0	0.258517	1.415983	3.955794	3.82855	9.200327	168653.5	0	6189.394	174842.9	6.689482
Statewide Totals	2012	LDA	Aggregate	Aggregate	Diesel	78435.2	2370048.053	2370048	0	345197.3	0	1.741885	0	0	1.741885	0.145928	0	0	0.145928	0.005225	0.006941	0.158093	0.152526	0	0	0.152526	0.0209	0.01983	0.193257	722.4438	0	0	722.4438	0.010144
Statewide Totals	2012	LDA	Aggregate	Aggregate	Electricity	17835.9	502992.3792	0	502992.4	87396.14	194196.6	0	0	0	0	0	0	0	0	0.001109	0.000849	0.001958	0	0	0	0	0.004436	0.002425	0.006861	0	0	0	0	0
Statewide Totals	2012	LDA	Aggregate	Aggregate	Plug-in Hyb	10478.56	496177.0883	268864.2	227312.9	43328.86	68655.27	0.001983	0	0.005402	0.007385	0.000176	0	3.77E-05	0.000214	0.001094	0.000745	0.002052	0.000191	0	4.1E-05	0.000232	0.004376	0.002128	0.006736	86.10827	0	3.457839	89.56611	0.000297
Statewide Totals	2012	LDT1	Aggregate	Aggregate	Gasoline	1495749	44087669.36	44087669	0	6555116	0	28.17014	0	6.052842	34.22299	0.257908	0	0.051961	0.309869	0.097197	0.162867	0.569933	0.278898	0	0.056098	0.334996	0.388787	0.465334	1.189118	19473.02	0	849.9118	20322.93	1.64138
Statewide Totals	2012	LDT1	Aggregate	Aggregate	Diesel	3576.257	75511.3306	75511.33	0	13594.6	0	0.123631	0	0	0.123631	0.014508	0	0	0.014508	0.000166	0.000299	0.014974	0.015164	0	0	0.015164	0.000666	0.000856	0.016685	39.01445	0	0	39.01445	0.000921
Statewide Totals	2012	LDT1	Aggregate	Aggregate	Electricity	1252.361	27762.33421	0	27762.33	5661.264	10718.55	0	0	0	0	0	0	0	0	6.12E-05	4.72E-05	0.000108	0	0	0	0	0.000245	0.000135	0.00038	0	0	0	0	0
Statewide Totals	2012	LDT2	Aggregate	Aggregate	Gasoline	4710186	159856016.2	1.6E+08	0	21936673	0	74.52182	0	23.92674	98.44856	0.394284	0	0.080145	0.474428	0.352422	0.566695	1.393546	0.427376	0	0.0868	0.514176	1.40969	1.619128	3.542994	79067.79	0	2894.879	81962.67	2.88971
Statewide Totals	2012	LDT2	Aggregate	Aggregate	Diesel	2713.993	110131.2248	110131.2	0	13289.32	0	0.029259	0	0	0.029259	0.002779	0	0	0.002779	0.000243	0.00035	0.003371	0.002905	0	0	0.002905	0.000971	0.000999	0.004875	45.57566	0	0	45.57566	0.000233
Statewide Totals	2012	LHDT1	Aggregate	Aggregate	Gasoline	517672.7	16320023.97	16320024	0	7712552	0	11.16319	0.023731	5.558415	16.74533	0.051498	0	0.007299	0.058797	0.035979	0.49112	0.585896	0.05592	0	0.007904	0.063825	0.143918	1.4032	1.610943	17136.3	71.64282	207.2254	17415.17	0.518643
Statewide Totals	2012	LHDT1	Aggregate	Aggregate	Diesel	350284.3	12154325.81	12154326	0	4406135	0	68.61811	1.00241	0	69.62052	1.037342	0.011322	0	1.048665	0.040194	0.365761	1.454619	1.084246	0.011834	0	1.096081	0.160774	1.045032	2.301887	7564.608	55.3899	0	7619.998	0.189877
Statewide Totals	2012	LHDT2	Aggregate	Aggregate	Gasoline	71494.34	2358378.673	2358379	0	1065159	0	1.338677	0.003293	0.802651	2.14462	0.005601	0	0.000765	0.006365	0.005199	0.082799	0.094364	0.006087	0	0.00083	0.006916	0.020797	0.23657	0.264283	2713.733	11.41193	32.00733	2757.152	0.054264
Statewide Totals	2012	LHDT2	Aggregate	Aggregate	Diesel	98959.88	3559915.588	3559916	0	1244791	0	17.21364	0.283194	0	17.49683	0.277819	0.003072	0	0.280891

Region	Calendar Year	Vehicle Category	Model Year	Speed	Fuel	Population	Total VMT	CVMT	EVMT	Trips	Energy Consumption	NOx_RUNEX	NOx_IDLEX	NOx_STREX	NOx_TOTEX	PM2.5_RUNEX	PM2.5_IDLEX	PM2.5_STREX	PM2.5_TOTEX	PM2.5_PMTW	PM2.5_PMBW	PM2.5_TOTAL	PM10_RUNEX	PM10_IDLEX	PM10_STREX	PM10_TOTEX	PM10_PMTW	PM10_PMBW	PM10_TOTAL	CO2_RUNEX	CO2_IDLEX	CO2_STREX	CO2_TOTEX	CH4_RUNEX
Statewide Totals	2012	SBUS	Aggregate	Aggregate	Diesel	20666.78	430998.1935	430998.2	0	299255	0	4.823071	0.806468	0.025617	5.655156	0.148958	0.008694	0	0.157652	0.001425	0.007576	0.166653	0.155693	0.009087	0	0.16478	0.005701	0.021645	0.192126	582.5667	52.66359	0	635.2302	0.014065
Statewide Totals	2012	SBUS	Aggregate	Aggregate	Natural Ga	1043.219	22247.75086	22247.75	0	15105.82	0	0.025415	0.006152	0	0.031567	9.65E-05	1.09E-05	0	0.000107	7.36E-05	0.000398	0.000579	0.000105	1.19E-05	0	0.000117	0.000294	0.001137	0.001548	42.03483	4.693526	0	46.72836	0.121664
Statewide Totals	2012	UBUS	Aggregate	Aggregate	Gasoline	2041.117	194799.6075	194799.6	0	8164.467	0	0.05159	0	0.00874	0.06033	5.93E-05	0	1.31E-06	6.07E-05	0.000577	0.00782	0.008457	6.45E-05	0	1.43E-06	6.6E-05	0.002308	0.022342	0.024715	374.2847	0	0.884317	375.1691	0.001257
Statewide Totals	2012	UBUS	Aggregate	Aggregate	Diesel	4139.452	424680.9241	424680.9	0	16557.81	0	6.208412	0	0	6.208412	0.006688	0	0	0.006688	0.003702	0.017984	0.028374	0.006991	0	0	0.006991	0.014808	0.051382	0.073181	790.3035	0	0	790.3035	0.0031
Statewide Totals	2012	UBUS	Aggregate	Aggregate	Electricity	30.43383	838.2802905	0	838.2803	121.7353	1733.095	0	0	0	0	0	0	0	0	4.6E-07	2.69E-06	3.15E-06	0	0	0	0	1.84E-06	7.69E-06	9.54E-06	0	0	0	0	0
Statewide Totals	2012	UBUS	Aggregate	Aggregate	Natural Ga	6182.998	678521.3014	678521.3	0	24731.99	0	6.624769	0	0	6.624769	0.008056	0	0	0.008056	0.006126	0.028744	0.042926	0.008421	0	0	0.008421	0.024503	0.082127	0.11505	1457.777	0	0	1457.777	4.342128
Statewide Totals	2013	HHDT	Aggregate	Aggregate	Gasoline	2795.407	193135.3729	193135.4	0	55930.51	0	1.667352	0	0.018199	1.685551	0.000926	0	0.000429	0.001354	0.001064	0.008125	0.010544	0.000981	0	0.000451	0.001432	0.004258	0.023215	0.028905	533.9782	0	6.810766	540.7889	0.070452
Statewide Totals	2013	HHDT	Aggregate	Aggregate	Diesel	241346.7	36264800.59	36264801	0	3632540	0	427.8227	18.98203	1.802843	448.6076	14.00027	0.243171	0	14.24344	0.354553	1.333302	15.9313	14.6333	0.254167	0	14.88747	1.418213	3.809435	20.11511	66622.69	2626.076	0	69248.76	1.066112
Statewide Totals	2013	HHDT	Aggregate	Aggregate	Natural Ga	5088.208	420986.4559	420986.5	0	34924.77	0	1.744106	0.068051	0	1.812157	0.003289	5.67E-05	0	0.003346	0.004177	0.025323	0.032845	0.003577	6.17E-05	0	0.003639	0.016706	0.072351	0.092695	745.4175	50.93422	0	796.3517	1.620383
Statewide Totals	2013	LDA	Aggregate	Aggregate	Gasoline	13410044	460981225.1	4.61E+08	0	62351338	0	101.4264	0	35.44142	136.8678	0.975691	0	0.222456	1.198147	1.01629	1.375696	3.590133	1.058813	0	0.240721	1.299533	4.065162	3.930559	9.295254	169883.2	0	6129.898	176013.1	6.030758
Statewide Totals	2013	LDA	Aggregate	Aggregate	Diesel	88978.74	2885155.402	2885155	0	400027.4	0	1.621955	0	0	1.621955	0.132022	0	0	0.132022	0.006361	0.008386	0.146769	0.137992	0	0	0.137992	0.025443	0.02396	0.187394	845.7697	0	0	845.7697	0.009429
Statewide Totals	2013	LDA	Aggregate	Aggregate	Electricity	33438.28	1013024.471	0	1013024	167521.5	391111.1	0	0	0	0	0	0	0	0	0.002233	0.001705	0.003939	0	0	0	0	0.008933	0.004872	0.013805	0	0	0	0	0
Statewide Totals	2013	LDA	Aggregate	Aggregate	Plug-in Hyb	28605.45	1342186.432	727292.5	614893.9	118283.5	185716.3	0.005362	0	0.01475	0.020112	0.000633	0	0.000143	0.000776	0.002959	0.002015	0.00575	0.000688	0	0.000156	0.000844	0.011836	0.005756	0.018436	231.721	0	9.216715	240.9377	0.000802
Statewide Totals	2013	LDT1	Aggregate	Aggregate	Gasoline	1476705	43684740.63	43684741	0	6465723	0	25.45944	0	5.66311	31.12255	0.232704	0	0.047259	0.279963	0.096308	0.161137	0.537409	0.251708	0	0.05104	0.302748	0.385234	0.460393	1.148374	18987.59	0	815.2392	19802.83	1.488313
Statewide Totals	2013	LDT1	Aggregate	Aggregate	Diesel	3483.87	74287.4816	74287.48	0	13215.78	0	0.114766	0	0	0.114766	0.013391	0	0	0.013391	0.000164	0.000293	0.013848	0.013997	0	0	0.013997	0.000655	0.000838	0.01549	38.28609	0	0	38.28609	0.000856
Statewide Totals	2013	LDT1	Aggregate	Aggregate	Electricity	1941.207	51268.08809	0	51268.09	9255.04	19793.71	0	0	0	0	0	0	0	0	0.000113	8.67E-05	0.0002	0	0	0	0	0.000452	0.000248	0.0007	0	0	0	0	0
Statewide Totals	2013	LDT2	Aggregate	Aggregate	Gasoline	4879351	166070517.3	1.66E+08	0	22705560	0	68.28092	0	22.81412	91.09504	0.367791	0	0.075123	0.442914	0.366123	0.588509	1.397546	0.398744	0	0.081383	0.480127	1.464492	1.681454	3.626073	80380.48	0	2907.002	83287.48	2.663511
Statewide Totals	2013	LDT2	Aggregate	Aggregate	Diesel	4736.54	195748.8037	195748.8	0	23397.25	0	0.036959	0	0	0.036959	0.003666	0	0	0.003666	0.000432	0.00063	0.004727	0.003831	0	0	0.003831	0.001726	0.001799	0.007357	79.43827	0	0	79.43827	0.000335
Statewide Totals	2013	LHDT1	Aggregate	Aggregate	Gasoline	505638.4	15771483.29	15771483	0	7533259	0	10.15908	0.023221	5.564543	15.74684	0.046822	0	0.00677	0.053593	0.03477	0.474613	0.562975	0.050841	0	0.007331	0.058172	0.139081	1.356037	1.553289	16337.66	69.66074	200.775	16608.1	0.463453
Statewide Totals	2013	LHDT1	Aggregate	Aggregate	Diesel	353355.5	12090778.73	12090779	0	4444768	0	65.05757	1.011199	0	66.06877	0.999251	0.011266	0	1.010517	0.039983	0.363849	1.41435	1.044433	0.011776	0	1.056208	0.159934	1.039569	2.255711	7620.88	55.83418	0	7676.714	0.186796
Statewide Totals	2013	LHDT2	Aggregate	Aggregate	Gasoline	72174.73	2366545.839	2366546	0	1075296	0	1.241239	0.00333	0.824929	2.069499	0.005208	0	0.000718	0.005926	0.005217	0.083086	0.09423	0.005659	0	0.00078	0.006439	0.020869	0.237389	0.264697	2678.738	11.4683	32.05163	2722.258	0.0494
Statewide Totals	2013	LHDT2	Aggregate	Aggregate	Diesel	102565.7	3655054.316	3655054	0	1290147	0	16.42252	0.293513	0	16.71603	0.269784	0.003147	0	0.272931	0.012087	0.128324	0.413342	0.281982	0.003289	0	0.285272	0.048348	0.36664	0.700259	2885.11	25.80608	0	2910.916	0.050094
Statewide Totals	2013	MCY	Aggregate	Aggregate	Gasoline	682412.9	3886121.403	3886121	0	1364826	0	3.832905	0	0.359487	4.192392	0.008714	0	0.008169	0.016884	0.004284	0.017992	0.039159	0.009184	0	0.008585	0.017769	0.017135	0.051405	0.086308	876.6495	0	100.9176	977.5671	1.211425
Statewide Totals	2013	MDV	Aggregate	Aggregate	Gasoline	3902869	128720456.4	1.29E+08	0	18094512	0	60.69793	0	21.21201	81.90994	0.274127	0	0.064079	0.338205	0.28378	0.461623	1.083608	0.297343	0	0.06949	0.366833	1.135121	1.318921	2.820875	73050.89	0	2672.052	75722.94	2.342134
Statewide Totals	2013	MDV	Aggregate	Aggregate	Diesel	19490.27	739725.2108	739725.2	0	93519.78	0	0.16368	0	0	0.16368	0.01774	0	0	0.01774	0.001631	0.002375	0.021747	0.018543	0	0	0.018543	0.006523	0.006787	0.031853	387.4491	0	0	387.4491	0.001317
Statewide Totals	2013	MH	Aggregate	Aggregate	Gasoline	137880.4	1067481.807	1067482	0	13793.55	0	1.39322	0	0.005625	1.398845	0.004628	0	2.56E-05	0.004654	0.00353	0.018183	0.026367	0.004971	0	2.72E-05	0.004998	0.01412	0.05195	0.071069	2209.95	0	0.633309	2210.584	0.077592
Statewide Totals	2013	MH	Aggregate	Aggregate	Diesel	30228.26	289755.1446	289755.1	0	3022.826	0	2.072269	0	0	2.072269	0.061856	0	0	0.061856	0.001278	0.004912	0.068045	0.064653	0	0	0.064653	0.00511	0.014034	0.083798	333.0798	0	0	333.0798	0.002003
Statewide Totals	2013	MHDT	Aggregate	Aggregate	Gasoline	53141	2266493.528	2266494	0	1063245	0	4.487732	0.005015	0.627158	5.119905	0.007133	0	0.003244	0.010377	0.007495	0.038531	0.056403	0.007663	0	0.003438	0.011101	0.029981	0.110089	0.151171	4649.478	33.08345	77.34537	4759.907	0.180976
Statewide Totals	2013	MHDT	Aggregate	Aggregate	Diesel	255742.9	10529118.51	10529119	0	3041833	0	91.52829	10.70013	0.807817	103.0362	2.859746	0.102023	0	2.961769	0.034819	0.180057	3.176645	2.989051	0.106636	0	3.095687	0.139276	0.514447	3.749411	13320.33	712.8787	0	14033.21	0.231205
Statewide Totals	2013	MHDT	Aggregate	Aggregate	Natural Ga	470.2542	23380.15482	23380.15	0	5068.508	0	0.005414	0.003202	0	0.008616	1.07E-05	5.67E-06	0	1.64E-05	7.73E-05	0.000398	0.000491	1.16E-05	6.17E-06	0	1.78E-05	0.000309	0.001136	0.001463	23.80233	2.452178	0	26.25451	0.01302
Statewide Totals	2013	OBUS	Aggregate	Aggregate	Gasoline	16794.24	909555.9951	909556	0	336019.2	0	1.049479	0.001196	0.156844	1.20752	0.000857	0	0.000205	0.001062	0.003008	0.015546	0.019616	0.000928	0	0.000218	0.001146	0.012031	0.044418	0.057596	1839.598	7.257661	13.28056	1860.136	0.030004
Statewide Totals	2013	OBUS	Aggregate	Aggregate	Diesel	9923.08	667309.3992	667309.4	0	117080.5	0	7.124996	0.425645	0.036782	7.587423	0.265177	0.004663	0	0.26984	0.002207	0.016854	0.288901	0.277167	0.004874	0	0.28204	0.008827	0.048155	0.339023	1014.683	32.52365	0	1047.207	0.025993
Statewide Totals	2013	OBUS	Aggregate	Aggregate	Natural Ga	316.4831	20486.75887	20486.76	0	2816.699	0	0.005302	0.000552	0	0.005854	1.01E-05	9.79E-07	0	1.11E-05	6.77E-05	0.000353	0.000432	1.1E-05	1.06E-06	0	1.21E-05	0.000271	0.001009	0.001292	21.94487	0.423746	0	22.36861	0.012802
Statewide Totals	2013	SBUS	Aggregate	Aggregate	Gasoline	4118.445	185981.7428	185981.7	0	16473.78	0	0.234022	0.004119	0.01104	0.249181	0.000468	0	1.78E-05	0.000486	0.00041	0.003285	0.004181	0.000507	0	1.92E-05	0.000527	0.00164	0.009387	0.011554	185.7065	12.34125	1.219066	199.2668	0.011189
Statewide Totals	2013	SBUS	Aggregate	Aggregate	Diesel	20843.82	456730.5638	456730.6	0	301818.6	0	4.87674	0.804913	0.032902	5.714555	0.113669	0.006063	0	0.119732	0.00151	0.008024	0.129267	0.118809	0.006337	0	0.125146	0.006042	0.022926	0.154113	615.0712	53.59467	0	668.6659	0.010639
Statewide Totals	2013	SBUS	Aggregate	Aggregate	Natural Ga	1449.245	32774.69876	32774.7	0	20985.07	0	0.038226	0.008546	0	0.046772	0.000143	1.51E-05	0	0.000159	0.000108	0.000587	0.000854	0.000156	1.65E-05	0	0.000172	0.000434	0.001678	0.002284	62.94469	6.520367	0	69.46506	0.181941
Statewide Totals	2013	UBUS	Aggregate	Aggregate	Gasoline	2223.654	206040.2848	206040.3	0	8894.615	0	0.054551	0	0.00951	0.064062	5.79E-05	0	1.36E-06	5.93E-05	0.000613	0.00829	0.008962	6.3E-05	0	1.48E-06	6.45E-05	0.002452	0.023685	0.026201	393.8542	0	0.973867	394.8281	0.001296
Statewide Totals	2013	UBUS	Aggregate	Aggregate	Diesel	4022.614	401958.5948	401958.6	0	16090.46	0	5.519149	0	0	5.519149	0.005971	0	0	0.005971	0.00354	0.017031	0.026541	0.006241	0	0	0.006241	0.014159	0.04866	0.069059	740.6057	0	0	740.6057	0.002844
Statewide Totals	2013	UBUS	Aggregate	Aggregate	Electricity	52.00137	3286.999329	0	3286.999	208.0055	6819.67	0	0	0	0	0	0	0	0	2.57E-05	5.84E-05	8.41E-05	0	0	0	0	0.000103	0.000167	0.000269	0	0	0	0	0
Statewide Totals	2013	UBUS	Aggregate	Aggregate	Natural Ga	6951.731	776091.1561	776091.2	0	27806.92	0	6.355431	0	0	6.355431	0.007633	0	0	0.007633	0.007019	0.032881	0.047533	0.007978	0	0	0.007978	0.028074	0.093946	0.129998	1754.702	0	0	1754.702	4.399823
Statewide Totals	2014	HHDT	Aggregate	Aggregate	Gasoline	1760.058	121433.328	121433.3	0	35215.25	0	0.987776	0	0.011928	0.999704	0.00056	0	0.000259	0.000819	0.000669	0.004958	0.006447	0.000593	0	0.000273	0.000866	0.002677	0.014167	0.01771	333.8542	0	4.171876	338.0261	0.039731
Statewide Totals	2014	HHDT	Aggregate	Aggregate	Diesel	250724.3	36387810.18	36387810	0	3824767	0	364.0178	21.24585	2.812037	388.0757	8.75352	0.159014	0	8.912533	0.355749	1.293928	10.56221	9.149315	0.166204	0	9.315519	1.422997	3.696936	14.43545	66907.02	3148.912	0	70055.93	0.675084
Statewide Totals	2014	HHDT	Aggregate	Aggregate	Natural Ga	5860.804	465616.4848	465616.5	0	40532.46	0	1.724639	0.079141	0	1.803779	0.003202	6.77E-05	0	0.00327	0.004619	0.027827	0.035716	0.003483	7.36E-05	0	0.003556	0.018477	0.079504	0.101538	806.6298	58.6186	0	865.2484	1.749175
Statewide Totals	2014	LDA	Aggregate	Aggregate	Gasoline	13609448	474015888.9	4.74E+08	0	63353029	0	89.83475	0	33.35106	123.1858	0.906067	0	0.20334	1.109407	1.045027	1.413676	3.568109	0.983709	0	0.220242	1.203951	4.180108	4.039073	9.423132	171617.4	0	6037.77	177655.1	5.312823
Statewide Totals	2014	LDA	Aggregate	Aggregate	Diesel	101287.5	3519654.742	3519655	0	464670.1	0	1.452089	0	0	1.452089	0.118033	0	0	0.118033	0.00776	0.010177	0.13597	0.12337	0	0	0.12337	0.031038	0.029078	0.183486	1000.743	0	0	1000.743	0.008726
Statewide Totals	2014	LDA	Aggregate	Aggregate	Electricity	47974.55	1553812.897	0	1553813	245094.6	599900	0	0	0	0	0	0	0	0	0.003426	0.002611	0.006036	0	0	0	0	0.013702	0.007459	0.021161	0	0	0	0	0
Statewide Totals	2014	LDA	Aggregate	Aggregate	Plug-in Hyb	55087.52	2577512.32	1396680	1180832	227786.9	356646.5	0.010289	0	0.028407	0.038696	0.00156	0	0.000363	0.001924	0.005682	0.00387	0.011477	0.001697	0	0.000395	0.002092	0.02273	0.011058	0.03588	443.5143	0	17.61438	461.1287	0.001537
Statewide Totals	2014	LDT1	Aggregate	Aggregate	Gasoline	1443741	43518043.86	43518044	0	6348191	0	21.96137	0	5.225243	27.18661	0.198878	0	0.039592	0.23847	0.095941	0.160005	0.494417	0.21555	0	0.042864	0.258414	0.383764	0.457159	1.099336	18580.07	0	770.1821	19350.26	1.212057
Statewide Totals	2014	LDT1	Aggregate	Aggregate	Diesel	3117.533	64951.89225	64951.89	0	11665.16	0	0.098901	0	0	0.098901	0.011623	0	0	0.011623	0.000143	0.000258	0.012024	0.012148	0	0	0.012148	0.000573	0.000738	0.013459	33.34161	0	0	33.34161	0.000742
Statewide Totals	2014	LDT1	Aggregate	Aggregate	Electricity	2821.778	81848.2791	0	81848.28	13827.27	31600.19	0	0	0	0	0	0	0	0	0.00018	0.000138	0.000318	0	0	0	0	0.000722	0.000394	0.001116	0	0	0	0	0
Statewide Totals	2014	LDT2	Aggregate	Aggregate	Gasoline	5024240	172405408.2	1.72E+08	0	23359456	0	62.6026	0	21.70357	84.30616	0.352296	0	0.071587	0.423883	0.380089	0.610427	1.4144	0.382061	0	0.077581	0.459643	1.520357	1.744079	3.724078	81783.14	0	2909.711	84692.86	2.451456
Statewide Totals	2014	LDT2	Aggregate	Aggregate	Diesel	7801.605	333103.0947	333103.1	0	38994.4	0	0.042256	0	0	0.042256	0.004268	0	0	0.004268	0.000734	0.001068	0.00607	0.004461	0	0	0.004461	0.002937	0.003051	0.010449	131.8954	0	0	131.8954	0.000445
Statewide Totals	2014	LHDT1	Aggregate	Aggregate	Gasoline	507192	15396337.7	15396338	0	7556404	0	9.868185	0.023273	5.648405	15.53986	0.050952	0	0.009297	0.06025	0.033943	0.463324	0.557516	0.055052	0	0.009968	0.065019	0.135772	1.323781	1.524573	15859.47	69.67592	210.2226	16139.37	0.515684
Statewide Totals	2014	LHDT1	Aggregate	Aggregate	Diesel	355201.8	12042363.28	12042363	0	4467992	0	61.9548	1.016482	0	62.97128	0.967394	0.011196	0	0.97859	0.039823	0.362392	1.380805	1.011136	0.011702	0	1.022838	0.159293	1.035406	2.217537	7669.82	56.08383	0	7725.904	0.184136
Statewide Totals	2014	LHDT2	Aggregate	Aggregate	Gasoline	72173.24	2385260.2	2385260	0	1075274	0	1.131627	0.003338	0.839847	1.974812	0.004708	0	0.000633	0.00534	0.005259	0.083743	0.094342	0.005119	0	0.000688	0.005806	0.021034	0.239266	0.266107	2655.748	11.43384	31.76236	2698.944	0.043624
Statewide Totals	2014	LHDT2	Aggregate	Aggregate	Diesel	106587.1	3815020.941	3815021	0	1340731	0	15.75932	0.305021	0	16.06434	0.262873	0.003228	0	0.266101	0.012616	0.13394	0.412657	0.274759	0.003374	0	0.278132	0.050464	0.382686	0.711283	3041.985	26.8307	0	3068.816	0.050071
Statewide Totals	2014	MCY	Aggregate	Aggregate	Gasoline	695041.2	3951333.495	3951333	0	1390082	0	3.689442	0	0.349189	4.038631	0.00868	0	0.008183	0.016862	0.004356	0.018294	0.039512	0.009159	0	0.008603	0.017762	0.017422	0.052267	0.087451	880.5965	0	99.27853	979.875	1.161076
Statewide Totals	2014	MDV	Aggregate	Aggregate	Gasoline	4030858	132836138.1	1.33E+08	0	18606456	0	58.43514	0	20.79891	79.23405	0.272156	0	0.063422	0.335577	0.292854	0.477052	1.105483	0.295145	0	0.068757	0.363902	1.171415	1.363005	2.898322	74404.16	0	2705.998	77110.16	2.279308
Statewide Totals	2014	MDV	Aggregate	Aggregate	Diesel	24823.26	978373.4696	978373.5	0	120509.9	0	0.173431	0	0	0.173431	0.017439	0	0	0.017439	0.002157	0.003115	0.022711	0.018227	0	0	0.018227	0.008628	0.0089	0.035755	502.3496	0	0	502.3496	0.001382
Statewide Totals	2014	MH	Aggregate	Aggregate	Gasoline	134225.3	1044461.016	1044461	0	13427.9	0	1.26963	0	0.005461	1.275091	0.004162	0	2.25E-05	0.004184	0.003454	0.017788	0.025427	0.004473	0	2.4E-05	0.004497	0.013816	0.050823	0.069137	2153.243	0	0.597233	2153.84	0.06897
Statewide Totals	2014	MH	Aggregate	Aggregate	Diesel	30745.79	288614.8497	288614.8	0	3074.579	0	2.004098	0	0	2.004098	0.0596	0	0	0.0596	0.001273	0.004893	0.065766	0.062295	0	0	0.062295	0.00509	0.01398	0.081365	331.9746	0	0	331.9746	0.00198
Statewide Totals	2014	MHDT	Aggregate	Aggregate	Gasoline	53737.13	2351513.164	2351513	0	1075173	0	4.290561	0.005097	0.621615	4.917273	0.006432	0	0.002763	0.009195	0.007776	0.039955	0.056927	0.006919	0	0.002933	0.009851	0.031105	0.114158	0.155115	4780.858	33.31152	74.32833	4888.498	0.166552
Statewide Totals	2014	MHDT	Aggregate	Aggregate	Diesel	258616	10571552.85	10571553	0	3071193	0	85.05517	10.4151	1.07706	96.54733	2.538499	0.092032	0	2.630531	0.034959	0.180783	2.846273	2.653278	0.096193	0	2.749471	0.139838	0.516524	3.405833	13387.8	720.1995	0	14108	0.206356
Statewide Totals	2014	MHDT	Aggregate	Aggregate	Natural Ga	579.112	28373.8475	28373.85	0	6126.33	0	0.006565	0.003979	0	0.010545	1.29E-05	7.05E-06	0	1.99E-05	9.38E-05	0.000482	0.000596	1.4E-05	7.67E-06	0	2.17E-05	0.000375	0.001378	0.001775	28.63934	3.030785	0	31.67012	0.01579
Statewide Totals	2014	OBUS	Aggregate	Aggregate	Gasoline	16239.46	837667.0682	837667.1	0	324919.2	0	1.001418	0.001154	0.153439	1.156011	0.000844	0	0.000199	0.001043	0.00277	0.014322	0.018135	0.000915	0	0.000212	0.001127	0.01108	0.04092	0.053127	1688.261	6.99277	12.7902	1708.044	0.028485
Statewide Totals	2014	OBUS	Aggregate	Aggregate	Diesel	10000.01	673142.4479	673142.4	0	119052.5	0	6.79221	0.409963	0.045744	7.247917	0.280833	0.004597	0	0.28543	0.002226	0.016709	0.304364	0.293531	0.004805	0	0.298336	0.008904	0.047739	0.354979	1028.222	33.31315	0	1061.535	0.027266
Statewide Totals	2014	OBUS	Aggregate	Aggregate	Natural Ga	241.0919	17723.31169	17723.31	0	2145.718	0	0.004482	0.000421	0	0.004902	8.62E-06	7.46E-07	0	9.36E-06	5.86E-05	0.000305	0.000372	9.37E-06	8.11E-07	0	1.02E-05	0.000234	0.00087	0.001115	18.75847	0.321938	0	19.0804	0.010814
Statewide Totals	2014	SBUS	Aggregate	Aggregate	Gasoline	4248.627	195985.3348	195985.3	0	16994.51	0	0.224581	0.004259	0.011473	0.240313	0.000445	0	1.68E-05	0.000462	0.000432	0.003457	0.004351	0.000483	0	1.82E-05	0.000501	0.001728	0.009877	0.012106	193.1091	12.63228	1.230855	206.9723	0.010349
Statewide Totals	2014	SBUS	Aggregate	Aggregate	Diesel	20573.83	451812.8791	451812.9	0	297909.1	0	4.693863	0.775589	0.040096	5.509548	0.028089	0.001419	0	0.029508	0.001494	0.007934	0.038937	0.029359	0.001483	0	0.030843	0.005976	0.02267	0.059489	610.8402	53.12402	0	663.9643	0.002928
Statewide Totals	2014	SBUS	Aggregate	Aggregate	Natural Ga	1592.656	39906.77565	39906.78	0	23061.65	0	0.047046	0.009392	0	0.056438	0.000175	1.66E-05	0	0.000192	0.000132	0.000716	0.00104	0.000191	1.81E-05	0	0.000209	0.000528	0.002045	0.002782	76.64456	7.138219	0	83.78277	0.223264
Statewide Totals	2014	UBUS	Aggregate	Aggregate	Gasoline	2150.302	199571.8632	199571.9	0	8601.209	0	0.051304	0	0.009312	0.060616	6E-05	0	1.33E-06	6.13E-05	0.000592	0.008017	0.00867	6.52E-05	0	1.45E-06

Region	Calendar Year	Vehicle Category	Model Year	Speed	Fuel	Population	Total VMT	CVMT	EVMT	Trips	Energy Consumption	NOx_RUNEX	NOx_IDLEX	NOx_STREX	NOx_TOTEX	PM2.5_RUNEX	PM2.5_IDLEX	PM2.5_STREX	PM2.5_TOTEX	PM2.5_PMTW	PM2.5_PMBW	PM2.5_TOTAL	PM10_RUNEX	PM10_IDLEX	PM10_STREX	PM10_TOTEX	PM10_PMTW	PM10_PMBW	PM10_TOTAL	CO2_RUNEX	CO2_IDLEX	CO2_STREX	CO2_TOTEX	CH4_RUNEX
Statewide Totals	2015	LDT1	Aggregate	Aggregate	Electricity	2711.937	77608.89158	0	77608.89	13128.83	29963.44	0	0	0	0	0	0	0	0	0.000171	0.000131	0.000302	0	0	0	0	0.000684	0.000374	0.001059	0	0	0	0	0
Statewide Totals	2015	LDT2	Aggregate	Aggregate	Gasoline	5118411	178399337.1	1.78E+08	0	23711718	0	59.76113	0	21.03929	80.80042	0.350038	0	0.069378	0.419416	0.393304	0.633931	1.446651	0.3799	0	0.075256	0.455156	1.573214	1.811231	3.839601	83944.95	0	2916.731	86861.68	2.308595
Statewide Totals	2015	LDT2	Aggregate	Aggregate	Diesel	14053.27	592493.1615	592493.2	0	68855.82	0	0.104143	0	0	0.104143	0.011863	0	0	0.011863	0.001306	0.001909	0.015078	0.012399	0	0	0.012399	0.005225	0.005454	0.023078	232.9444	0	0	232.9444	0.001055
Statewide Totals	2015	LDT2	Aggregate	Aggregate	Electricity	874.96	25159.02465	0	25159.02	4238.921	9713.46	0	0	0	0	0	0	0	0	5.55E-05	4.25E-05	9.79E-05	0	0	0	0	0.000222	0.000121	0.000343	0	0	0	0	0
Statewide Totals	2015	LDT2	Aggregate	Aggregate	Plug-in Hyb	164.1638	7944.072038	4304.666	3639.406	678.8173	1099.209	3.18E-05	0	8.48E-05	0.000117	7.64E-06	0	1.8E-06	9.44E-06	1.75E-05	1.19E-05	3.89E-05	8.31E-06	0	1.96E-06	1.03E-05	7.01E-05	3.4E-05	0.000114	1.373312	0	0.065782	1.439093	4.75E-06
Statewide Totals	2015	LHDT1	Aggregate	Aggregate	Gasoline	498888.9	15600575.75	15600576	0	7432701	0	9.199178	0.022938	5.665444	14.88756	0.046927	0	0.008112	0.055038	0.034393	0.46947	0.558902	0.050751	0	0.008711	0.059461	0.137574	1.341342	1.538377	15870.57	68.85682	204.7248	16144.15	0.465988
Statewide Totals	2015	LHDT1	Aggregate	Aggregate	Diesel	362293.3	12577307.97	12577308	0	4557194	0	59.99064	1.036776	0	61.02741	0.953078	0.011278	0	0.964356	0.041592	0.37849	1.384438	0.996172	0.011788	0	1.00796	0.166369	1.0814	2.255729	8112.752	57.05977	0	8169.812	0.184914
Statewide Totals	2015	LHDT2	Aggregate	Aggregate	Gasoline	72058.78	2429698.286	2429698	0	1073568	0	1.083515	0.003336	0.844764	1.931615	0.004629	0	0.000602	0.005232	0.005357	0.085303	0.095891	0.005033	0	0.000655	0.005688	0.021426	0.243724	0.270838	2680.399	11.46504	31.7984	2723.663	0.041294
Statewide Totals	2015	LHDT2	Aggregate	Aggregate	Diesel	114007.5	4229901.015	4229901	0	1434071	0	15.48391	0.326256	0	15.81017	0.265376	0.00343	0	0.268806	0.013988	0.148506	0.4313	0.277375	0.003585	0	0.28096	0.055952	0.424303	0.761215	3409.153	28.64305	0	3437.797	0.051776
Statewide Totals	2015	MCY	Aggregate	Aggregate	Gasoline	721328.6	4186368.783	4186369	0	1442657	0	3.708479	0	0.346476	4.054955	0.00907	0	0.008117	0.017187	0.004615	0.019382	0.041183	0.009587	0	0.00854	0.018127	0.018459	0.055376	0.091962	929.6208	0	100.4085	1030.029	1.162067
Statewide Totals	2015	MDV	Aggregate	Aggregate	Gasoline	4011877	135015635.3	1.35E+08	0	18474776	0	53.70833	0	19.32254	73.03087	0.267013	0	0.060278	0.327292	0.297659	0.484446	1.109396	0.289503	0	0.065331	0.354834	1.190635	1.384131	2.9296	75123.98	0	2659.009	77782.99	2.137877
Statewide Totals	2015	MDV	Aggregate	Aggregate	Diesel	42733.95	1775250.962	1775251	0	210109.6	0	0.305687	0	0	0.305687	0.021725	0	0	0.021725	0.003914	0.005623	0.031261	0.022707	0	0	0.022707	0.015655	0.016065	0.054427	898.9009	0	0	898.9009	0.001934
Statewide Totals	2015	MDV	Aggregate	Aggregate	Electricity	416.8482	8597.773335	0	8597.773	1832.992	3319.45	0	0	0	0	0	0	0	0	1.9E-05	1.47E-05	3.37E-05	0	0	0	0	7.58E-05	4.2E-05	0.000118	0	0	0	0	0
Statewide Totals	2015	MH	Aggregate	Aggregate	Gasoline	126227.6	1013798.744	1013799	0	12627.81	0	1.106572	0	0.005102	1.111673	0.003436	0	1.67E-05	0.003453	0.003353	0.017264	0.02407	0.003703	0	1.78E-05	0.003721	0.01341	0.049326	0.066457	2096.498	0	0.530684	2097.029	0.055645
Statewide Totals	2015	MH	Aggregate	Aggregate	Diesel	32379.82	308962.8166	308962.8	0	3237.982	0	2.021405	0	0	2.021405	0.059411	0	0	0.059411	0.001362	0.005239	0.066013	0.062098	0	0	0.062098	0.005449	0.014968	0.082515	355.4194	0	0	355.4194	0.002029
Statewide Totals	2015	MHDT	Aggregate	Aggregate	Gasoline	54004.99	2434917.869	2434918	0	1080532	0	4.103436	0.005143	0.612551	4.721131	0.005998	0	0.002438	0.008435	0.008052	0.041355	0.057843	0.006457	0	0.002591	0.009048	0.032208	0.118158	0.159415	4945.264	33.58674	72.59066	5051.442	0.156006
Statewide Totals	2015	MHDT	Aggregate	Aggregate	Diesel	264588.1	10561669.86	10561670	0	3142075	0	77.37903	10.19789	1.397467	88.97439	2.293389	0.084961	0	2.37835	0.034927	0.180615	2.593892	2.397086	0.088802	0	2.485889	0.139707	0.516042	3.141638	13387.87	733.3556	0	14121.23	0.187886
Statewide Totals	2015	MHDT	Aggregate	Aggregate	Natural Ga	682.2433	32619.08443	32619.08	0	7145.295	0	0.007552	0.004719	0	0.012271	1.48E-05	8.36E-06	0	2.32E-05	0.000108	0.000554	0.000685	1.61E-05	9.1E-06	0	2.52E-05	0.000431	0.001583	0.00204	32.67286	3.569952	0	36.24281	0.018159
Statewide Totals	2015	OBUS	Aggregate	Aggregate	Gasoline	16501.11	849354.3321	849354.3	0	330154.3	0	0.947587	0.001174	0.155175	1.103936	0.000825	0	0.000193	0.001018	0.002809	0.014521	0.018348	0.000894	0	0.000206	0.0011	0.011235	0.041489	0.053824	1713.835	7.126486	12.91131	1733.873	0.026959
Statewide Totals	2015	OBUS	Aggregate	Aggregate	Diesel	10459.12	670351.7441	670351.7	0	122419.2	0	6.247369	0.389328	0.056087	6.692783	0.261338	0.004252	0	0.26559	0.002217	0.016474	0.28428	0.273154	0.004445	0	0.277599	0.008867	0.047067	0.333533	1025.445	32.84736	0	1058.292	0.025376
Statewide Totals	2015	OBUS	Aggregate	Aggregate	Natural Ga	310.6692	20046.44206	20046.44	0	2764.956	0	0.005152	0.000542	0	0.005694	9.84E-06	9.61E-07	0	1.08E-05	6.63E-05	0.000345	0.000422	1.07E-05	1.05E-06	0	1.17E-05	0.000265	0.000986	0.001263	21.24461	0.413116	0	21.65773	0.012431
Statewide Totals	2015	SBUS	Aggregate	Aggregate	Gasoline	6709.322	318562.4043	318562.4	0	26837.29	0	0.562069	0.006623	0.017259	0.585952	0.002053	0	8.65E-05	0.002139	0.000702	0.005618	0.008459	0.002188	0	9.2E-05	0.00228	0.002809	0.01605	0.02114	323.8719	19.97317	2.060913	345.906	0.046943
Statewide Totals	2015	SBUS	Aggregate	Aggregate	Diesel	20136.39	449005.6779	449005.7	0	291574.9	0	4.524892	0.745203	0.046629	5.316725	0.027321	0.001319	0	0.02864	0.001485	0.007884	0.038009	0.028557	0.001378	0	0.029935	0.005939	0.022526	0.0584	605.2315	51.89482	0	657.1263	0.002887
Statewide Totals	2015	SBUS	Aggregate	Aggregate	Natural Ga	1602.942	42442.0822	42442.08	0	23210.59	0	0.050041	0.009452	0	0.059494	0.000187	1.68E-05	0	0.000203	0.00014	0.000761	0.001105	0.000203	1.82E-05	0	0.000221	0.000561	0.002175	0.002958	81.20312	7.156267	0	88.35938	0.237471
Statewide Totals	2015	UBUS	Aggregate	Aggregate	Gasoline	2286.157	208552.9061	208552.9	0	9144.629	0	0.052314	0	0.009606	0.06192	7.48E-05	0	1.63E-06	7.64E-05	0.000607	0.008299	0.008982	8.14E-05	0	1.77E-06	8.31E-05	0.002427	0.023711	0.026221	374.7969	0	0.957838	375.7548	0.001182
Statewide Totals	2015	UBUS	Aggregate	Aggregate	Diesel	3918.485	398234.0869	398234.1	0	15673.94	0	3.96504	0	0	3.96504	0.005094	0	0	0.005094	0.003477	0.016878	0.025449	0.005324	0	0	0.005324	0.013909	0.048222	0.067455	686.1713	0	0	686.1713	0.002388
Statewide Totals	2015	UBUS	Aggregate	Aggregate	Electricity	56.10389	3339.86722	0	3339.867	224.4156	6569.03	0	0	0	0	0	0	0	0	1.91E-05	5.87E-05	7.78E-05	0	0	0	0	7.65E-05	0.000168	0.000244	0	0	0	0	0
Statewide Totals	2015	UBUS	Aggregate	Aggregate	Natural Ga	6864.132	754515.3035	754515.3	0	27456.53	0	4.530571	0	0	4.530571	0.005109	0	0	0.005109	0.006762	0.03194	0.043811	0.00534	0	0	0.00534	0.027048	0.091256	0.123645	1732.453	0	0	1732.453	3.521
Statewide Totals	2016	HHDT	Aggregate	Aggregate	Gasoline	483.441	20532.49305	20532.49	0	9672.688	0	0.266259	0	0.005354	0.271613	0.000185	0	7.82E-05	0.000263	0.000113	0.000858	0.001234	0.000196	0	8.24E-05	0.000278	0.000453	0.00245	0.003181	58.79709	0	1.151604	59.9487	0.011397
Statewide Totals	2016	HHDT	Aggregate	Aggregate	Diesel	268393.3	38160747.84	38160748	0	4167285	0	280.7102	23.92464	5.188838	309.8236	6.166751	0.11257	0	6.279321	0.373061	1.282251	7.934633	6.445584	0.11766	0	6.563244	1.492244	3.663573	11.71906	69798.01	3888.87	0	73686.88	0.465506
Statewide Totals	2016	HHDT	Aggregate	Aggregate	Natural Ga	8481.312	647147.6369	647147.6	0	61958.16	0	1.899304	0.119065	0	2.018369	0.003226	0.000114	0	0.00334	0.00642	0.037637	0.047397	0.003508	0.000124	0	0.003632	0.025681	0.107535	0.136848	1066.378	85.57668	0	1151.955	2.337796
Statewide Totals	2016	LDA	Aggregate	Aggregate	Gasoline	13947603	537137077.2	5.37E+08	0	65141591	0	73.43249	0	29.24101	102.6735	0.924126	0	0.180989	1.105115	1.184185	1.597552	3.886853	1.004216	0	0.196409	1.200625	4.736742	4.564435	10.5018	189110.9	0	5896.222	195007.1	4.339637
Statewide Totals	2016	LDA	Aggregate	Aggregate	Diesel	107641.1	4124057.333	4124057	0	496837.9	0	1.293242	0	0	1.293242	0.100171	0	0	0.100171	0.009092	0.011973	0.121235	0.1047	0	0	0.1047	0.036368	0.034207	0.175276	1140.951	0	0	1140.951	0.007842
Statewide Totals	2016	LDA	Aggregate	Aggregate	Electricity	121982.8	4286578.99	0	4286579	621332.6	1654973	0	0	0	0	0	0	0	0	0.00945	0.007206	0.016657	0	0	0	0	0.037801	0.02059	0.058391	0	0	0	0	0
Statewide Totals	2016	LDA	Aggregate	Aggregate	Plug-in Hyb	92681.65	4570030.501	2476369	2093661	383238.6	632348.2	0.018192	0	0.047826	0.066019	0.003607	0	0.000814	0.004421	0.010075	0.006858	0.021354	0.003923	0	0.000885	0.004808	0.040301	0.019595	0.064704	787.9682	0	29.39363	817.3618	0.002724
Statewide Totals	2016	LDT1	Aggregate	Aggregate	Gasoline	1517822	52647459.69	52647460	0	6776157	0	19.01402	0	4.581046	23.59507	0.191023	0	0.034466	0.225489	0.116068	0.188569	0.530125	0.207311	0	0.037375	0.244687	0.464272	0.538768	1.247726	21603.38	0	766.1349	22369.51	1.045442
Statewide Totals	2016	LDT1	Aggregate	Aggregate	Diesel	2389.411	47860.58191	47860.58	0	8487.692	0	0.076883	0	0	0.076883	0.009447	0	0	0.009447	0.000106	0.000195	0.009748	0.009874	0	0	0.009874	0.000422	0.000558	0.010855	24.18365	0	0	24.18365	0.000594
Statewide Totals	2016	LDT1	Aggregate	Aggregate	Electricity	2448.043	72546.37041	0	72546.37	11771.33	28008.89	0	0	0	0	0	0	0	0	0.00016	0.000123	0.000283	0	0	0	0	0.00064	0.000351	0.00099	0	0	0	0	0
Statewide Totals	2016	LDT2	Aggregate	Aggregate	Gasoline	4986778	184223198.1	1.84E+08	0	23042597	0	55.66417	0	19.08525	74.74942	0.351984	0	0.065079	0.417063	0.406143	0.654594	1.4778	0.382187	0	0.070632	0.452819	1.624572	1.870268	3.947659	85330.74	0	2777.078	88107.82	2.162334
Statewide Totals	2016	LDT2	Aggregate	Aggregate	Diesel	14942.77	669978.4341	669978.4	0	73429.67	0	0.091054	0	0	0.091054	0.010457	0	0	0.010457	0.001477	0.002162	0.014096	0.01093	0	0	0.01093	0.005908	0.006177	0.023015	259.6161	0	0	259.6161	0.000999
Statewide Totals	2016	LDT2	Aggregate	Aggregate	Electricity	729.7711	22152.99874	0	22153	3546.046	8552.886	0	0	0	0	0	0	0	0	4.88E-05	3.74E-05	8.63E-05	0	0	0	0	0.000195	0.000107	0.000302	0	0	0	0	0
Statewide Totals	2016	LDT2	Aggregate	Aggregate	Plug-in Hyb	607.5895	31043.90387	16821.8	14222.1	2512.383	4295.498	0.000124	0	0.000314	0.000438	3.31E-05	0	7.45E-06	4.06E-05	6.84E-05	4.65E-05	0.000156	3.6E-05	0	8.11E-06	4.41E-05	0.000274	0.000133	0.000451	5.357501	0	0.239148	5.596649	1.86E-05
Statewide Totals	2016	LHDT1	Aggregate	Aggregate	Gasoline	500619.2	17179773.47	17179773	0	7458481	0	9.01861	0.022994	5.785279	14.82688	0.046665	0	0.007174	0.053839	0.037875	0.516993	0.608707	0.050523	0	0.007716	0.058239	0.1515	1.477122	1.686861	17034.97	68.94331	205.2571	17309.17	0.438697
Statewide Totals	2016	LHDT1	Aggregate	Aggregate	Diesel	381350.7	14383013.8	14383014	0	4796912	0	61.04082	1.083853	0	62.12467	0.984425	0.011731	0	0.996157	0.047564	0.432829	1.47655	1.028937	0.012262	0	1.041199	0.190255	1.236656	2.468109	9407.063	59.80575	0	9466.869	0.195421
Statewide Totals	2016	LHDT2	Aggregate	Aggregate	Gasoline	69082.32	2388610.153	2388610	0	1029224	0	1.07989	0.003195	0.820811	1.903896	0.004628	0	0.000575	0.005203	0.005266	0.083861	0.094329	0.005032	0	0.000625	0.005657	0.021064	0.239602	0.266323	2639.229	10.98143	30.40676	2680.617	0.040668
Statewide Totals	2016	LHDT2	Aggregate	Aggregate	Diesel	119965.3	4721699.251	4721699	0	1509013	0	15.74122	0.341452	0	16.08267	0.274207	0.003584	0	0.277791	0.015614	0.165772	0.459178	0.286605	0.003746	0	0.290351	0.062457	0.473635	0.826444	3822.073	30.06399	0	3852.137	0.054634
Statewide Totals	2016	MCY	Aggregate	Aggregate	Gasoline	724849.5	4485487.33	4485487	0	1449699	0	3.774822	0	0.329475	4.104297	0.009366	0	0.007303	0.01667	0.004944	0.020766	0.042381	0.009921	0	0.007694	0.017615	0.019778	0.059333	0.096725	988.0353	0	97.41838	1085.454	1.17905
Statewide Totals	2016	MDV	Aggregate	Aggregate	Gasoline	3705270	129735887.5	1.3E+08	0	16905474	0	52.49585	0	18.07622	70.57207	0.270437	0	0.057335	0.327772	0.286019	0.46887	1.082661	0.293328	0	0.062166	0.355494	1.144075	1.339628	2.839197	71657.93	0	2422.109	74080.04	2.070937
Statewide Totals	2016	MDV	Aggregate	Aggregate	Diesel	50606	2233881.45	2233881	0	248798.6	0	0.333515	0	0	0.333515	0.023122	0	0	0.023122	0.004925	0.007105	0.035152	0.024167	0	0	0.024167	0.019699	0.020301	0.064168	1116.488	0	0	1116.488	0.002177
Statewide Totals	2016	MDV	Aggregate	Aggregate	Electricity	391.7573	8149.875848	0	8149.876	1694.647	3146.525	0	0	0	0	0	0	0	0	1.8E-05	1.4E-05	3.19E-05	0	0	0	0	7.19E-05	3.99E-05	0.000112	0	0	0	0	0
Statewide Totals	2016	MDV	Aggregate	Aggregate	Plug-in Hyb	2145.533	109181.8589	59162.53	50019.33	8871.777	15107.33	0.000433	0	0.001107	0.001541	0.00012	0	2.74E-05	0.000148	0.000241	0.000163	0.000551	0.000131	0	2.98E-05	0.00016	0.000963	0.000465	0.001588	18.78651	0	1.02116	19.80767	6.48E-05
Statewide Totals	2016	MH	Aggregate	Aggregate	Gasoline	117255.7	1006197.127	1006197	0	11730.26	0	0.954542	0	0.004783	0.959325	0.002668	0	9.92E-06	0.002678	0.003327	0.01713	0.023136	0.00289	0	1.07E-05	0.0029	0.01331	0.048944	0.065154	2073.069	0	0.451778	2073.52	0.039738
Statewide Totals	2016	MH	Aggregate	Aggregate	Diesel	32700.97	323425.4673	323425.5	0	3270.097	0	2.058821	0	0	2.058821	0.060437	0	0	0.060437	0.001426	0.005484	0.067347	0.06317	0	0	0.06317	0.005704	0.015669	0.084542	371.9492	0	0	371.9492	0.002086
Statewide Totals	2016	MHDT	Aggregate	Aggregate	Gasoline	56371.22	2811903.722	2811904	0	1127875	0	4.041879	0.005399	0.626644	4.673922	0.005917	0	0.002095	0.008012	0.009299	0.047725	0.065036	0.00638	0	0.002231	0.008611	0.037195	0.136358	0.182164	5661.921	34.94898	72.22177	5769.092	0.150362
Statewide Totals	2016	MHDT	Aggregate	Aggregate	Diesel	270110.3	11122009.85	11122010	0	3205899	0	73.68228	9.924616	1.772439	85.37934	2.158971	0.077193	0	2.236165	0.03678	0.190197	2.463142	2.25659	0.080684	0	2.337274	0.147119	0.543421	3.027814	14123.87	745.6212	0	14869.49	0.177932
Statewide Totals	2016	MHDT	Aggregate	Aggregate	Natural Ga	820.8753	39778.73959	39778.74	0	8456.797	0	0.009169	0.005737	0	0.014906	1.88E-05	1.02E-05	0	2.9E-05	0.000132	0.000677	0.000837	2.05E-05	1.11E-05	0	3.16E-05	0.000526	0.001933	0.002491	39.75157	4.304169	0	44.05574	0.022429
Statewide Totals	2016	OBUS	Aggregate	Aggregate	Gasoline	15854.2	848355.5667	848355.6	0	317210.9	0	0.906981	0.00113	0.148514	1.056624	0.000793	0	0.000153	0.000946	0.002805	0.014504	0.018256	0.00086	0	0.000165	0.001024	0.011222	0.041441	0.053687	1707.969	6.837701	12.16078	1726.967	0.025539
Statewide Totals	2016	OBUS	Aggregate	Aggregate	Diesel	10623.81	704352.6544	704352.7	0	124412.7	0	5.959904	0.365157	0.073758	6.398819	0.254379	0.003939	0	0.258318	0.002329	0.017064	0.277712	0.265881	0.004117	0	0.269998	0.009317	0.048755	0.32807	1083.313	33.0949	0	1116.407	0.024768
Statewide Totals	2016	OBUS	Aggregate	Aggregate	Natural Ga	346.0728	22991.23964	22991.24	0	3080.048	0	0.00598	0.000604	0	0.006584	1.16E-05	1.07E-06	0	1.27E-05	7.6E-05	0.000396	0.000485	1.26E-05	1.16E-06	0	1.38E-05	0.000304	0.001133	0.001451	24.38612	0.456879	0	24.843	0.014525
Statewide Totals	2016	SBUS	Aggregate	Aggregate	Gasoline	5648.847	287023.6671	287023.7	0	22595.39	0	0.548819	0.005564	0.01494	0.569323	0.001923	0	7.57E-05	0.001998	0.000633	0.00506	0.007691	0.00205	0	8.05E-05	0.002131	0.002531	0.014457	0.019119	292.0111	16.82526	1.770977	310.6073	0.04359
Statewide Totals	2016	SBUS	Aggregate	Aggregate	Diesel	21683.62	466156.3207	466156.3	0	313978.9	0	4.54389	0.777614	0.059116	5.38062	0.028143	0.001396	0	0.029539	0.001542	0.008184	0.039265	0.029416	0.001459	0	0.030875	0.006166	0.023384	0.060425	627.5972	55.51358	0	683.1108	0.003007
Statewide Totals	2016	SBUS	Aggregate	Aggregate	Natural Ga	1976.446	51668.00789	51668.01	0	28618.93	0	0.059491	0.011655	0	0.071146	0.000225	2.07E-05	0	0.000246	0.000171	0.000925	0.001342	0.000245	2.25E-05	0	0.000267	0.000683	0.002643	0.003594	96.99378	8.767987	0	105.7618	0.284355
Statewide Totals	2016	UBUS	Aggregate	Aggregate	Gasoline	2874.055	248250.037	248250	0	11496.22	0	0.052725	0	0.011604	0.06433	0.000122	0	2.36E-06	0.000125	0.000698	0.009719	0.010542	0.000133	0	2.57E-06	0.000136	0.002793	0.027768	0.030696	426.725	0	1.105141	427.8302	0.001254
Statewide Totals	2016	UBUS	Aggregate	Aggregate	Diesel	4185.354	431775.5405	431775.5	0	16741.41	0	3.639477	0	0	3.639477	0.005975	0	0	0.005975	0.003696	0.018233	0.027905	0.006246	0	0	0.006246	0.014785	0.052095	0.073126	719.6003	0	0	719.6003	0.002583
Statewide Totals	2016	UBUS	Aggregate	Aggregate	Electricity	49.81123	2525.64205	0	2525.642	199.2449	5189.819	0	0	0	0	0	0	0	0	9.4E-06	4.11E-05	5.05E-05	0	0	0	0	3.76E-05	0.000117	0.000155	0	0	0	0	0
Statewide Totals	2016	UBUS	Aggregate	Aggregate	Natural Ga	7295.496	794561.1602	794561.2	0	29181.98	0	3.782948	0	0	3.782948	0.004136	0	0	0.004136	0.006995	0.033612	0.044743	0.004323	0	0	0.004323	0.027979	0.096033	0.128335	1829.907	0	0	1829.907	3.270166
Statewide Totals	2017	HHDT	Aggregate	Aggregate	Gasoline	638.8995	21130.71482	21130.71	0	12783.1	0	0.28569	0	0.008529	0.294219	0.000241	0	0.000111	0.000351	0.000116	0.00088	0.001348	0.000255	0	0.000117	0.000372	0.000466	0.002513	0.003351	61.72559	0	1.553799	63.27939	0.014612
Statewide Totals	2017	HHDT	Aggregate	Aggregate	Diesel	274958.2	40169431.95	40169432	0	4302856	0	258.4256	24.61049	6.360186	289.3963	5.212156	0.089312	0	5.301468	0.392694	1.321832	7.015994	5.447826	0.093351	0	5.541177	1.570777	3.776663	10.88862	73447.47	4153.069	0	77600.54	0.381821
Statewide Totals	2017	HHDT	Aggregate	Aggregate	Natural Ga	9660.106	752825.8603	752825.9	0	71365.01	0	1.949028	0.136254	0	2.085282	0.003242	0.000141	0	0.003383	0.007469	0.043168	0.05402	0.003526	0.000153	0	0.003679	0.029875	0.123336	0.15689	1215.582	97.7253	0	1313.307	2.608616
Statewide Totals	2017	LDA	Aggregate	Aggregate	Gasoline	14039797	522168808.9	5.22E+08	0	65699640	0	59.59438	0	27.13025	86.72463	0.876627	0	0.173142	1.049769	1.151186	1.55117	3.752126	0.952937	0	0.188057	1.140994	4.604744	4.431915	10.17765	181211.4	0	5792.579	187004	3.497513
Statewide Totals	2017	LDA	Aggregate	Aggregate	Diesel	69213.45	2239072.433	2239072	0	305036.4	0	1.053823	0	0	1.053823	0.079434	0	0	0.079434	0.004936	0.006576	0.090946	0.083026	0	0	0.083026	0.019745	0.018789

Region	Calendar Year	Vehicle Category	Model Year	Speed	Fuel	Population	Total VMT	CVMT	EVMT	Trips	Energy Consumption	NOx_RUNEX	NOx_IDLEX	NOx_STREX	NOx_TOTEX	PM2.5_RUNEX	PM2.5_IDLEX	PM2.5_STREX	PM2.5_TOTEX	PM2.5_PMTW	PM2.5_PMBW	PM2.5_TOTAL	PM10_RUNEX	PM10_IDLEX	PM10_STREX	PM10_TOTEX	PM10_PMTW	PM10_PMBW	PM10_TOTAL	CO2_RUNEX	CO2_IDLEX	CO2_STREX	CO2_TOTEX	CH4_RUNEX
Statewide Totals	2017	LHDT2	Aggregate	Aggregate	Gasoline	77394.04	2649365.363	2649365	0	1153056	0	1.019034	0.003567	0.913317	1.935918	0.004635	0	0.000575	0.00521	0.005841	0.093016	0.104066	0.005039	0	0.000625	0.005664	0.023363	0.265759	0.294786	2835.688	12.27408	34.00044	2881.962	0.038185
Statewide Totals	2017	LHDT2	Aggregate	Aggregate	Diesel	127697	4850526.558	4850527	0	1606268	0	14.45747	0.35775	0	14.81522	0.256503	0.003802	0	0.260305	0.01604	0.170295	0.446641	0.268101	0.003974	0	0.272075	0.064161	0.486558	0.822795	3931.007	31.83162	0	3962.839	0.052283
Statewide Totals	2017	MCY	Aggregate	Aggregate	Gasoline	712947.7	4175209.429	4175209	0	1425895	0	3.383731	0	0.309481	3.693211	0.008877	0	0.007143	0.016019	0.004602	0.01933	0.039952	0.009415	0	0.00753	0.016945	0.01841	0.055229	0.090583	915.0603	0	93.25217	1008.312	1.051769
Statewide Totals	2017	MDV	Aggregate	Aggregate	Gasoline	4251623	146486815.6	1.46E+08	0	19543386	0	46.67378	0	17.76958	64.44336	0.278428	0	0.059422	0.337851	0.322948	0.521712	1.182511	0.302212	0	0.064476	0.366688	1.291793	1.490605	3.149087	79003	0	2706.618	81709.61	1.841454
Statewide Totals	2017	MDV	Aggregate	Aggregate	Diesel	49970.93	2059917.472	2059917	0	243613.6	0	0.295045	0	0	0.295045	0.021299	0	0	0.021299	0.004541	0.006676	0.032516	0.022262	0	0	0.022262	0.018165	0.019073	0.0595	1024.366	0	0	1024.366	0.002032
Statewide Totals	2017	MDV	Aggregate	Aggregate	Electricity	399.9268	8129.677357	0	8129.677	1734.656	3138.726	0	0	0	0	0	0	0	0	1.79E-05	1.39E-05	3.18E-05	0	0	0	0	7.17E-05	3.97E-05	0.000111	0	0	0	0	0
Statewide Totals	2017	MDV	Aggregate	Aggregate	Plug-in Hyb	4703.243	225486.9048	122184.9	103302	19447.91	31200.28	0.000893	0	0.00243	0.003323	0.000255	0	6.22E-05	0.000317	0.000497	0.000336	0.00115	0.000277	0	6.76E-05	0.000345	0.001988	0.00096	0.003293	38.71745	0	2.224078	40.94153	0.000132
Statewide Totals	2017	MH	Aggregate	Aggregate	Gasoline	119897.9	987531.3013	987531.3	0	11994.59	0	0.930791	0	0.004921	0.935712	0.002848	0	1.26E-05	0.002861	0.003266	0.016811	0.022938	0.003076	0	1.35E-05	0.00309	0.013063	0.048032	0.064185	2037.756	0	0.479432	2038.236	0.04407
Statewide Totals	2017	MH	Aggregate	Aggregate	Diesel	34637.83	331543.0231	331543	0	3463.783	0	1.958466	0	0	1.958466	0.055935	0	0	0.055935	0.001462	0.005624	0.063021	0.058464	0	0	0.058464	0.005847	0.016068	0.08038	382.1523	0	0	382.1523	0.002044
Statewide Totals	2017	MHDT	Aggregate	Aggregate	Gasoline	56515.3	2690514.453	2690514	0	1130758	0	3.633339	0.005425	0.618673	4.257437	0.005306	0	0.001807	0.007112	0.008897	0.045653	0.061663	0.00573	0	0.001929	0.00766	0.035589	0.130437	0.173686	5378.137	34.93189	69.99551	5483.064	0.131604
Statewide Totals	2017	MHDT	Aggregate	Aggregate	Diesel	275936.3	11695011.31	11695011	0	3294422	0	69.12591	9.571837	2.18408	80.88182	1.980754	0.071013	0	2.051767	0.038675	0.199993	2.290435	2.070315	0.074224	0	2.144539	0.154699	0.571409	2.870647	14833.96	754.2857	0	15588.24	0.163884
Statewide Totals	2017	MHDT	Aggregate	Aggregate	Natural Ga	1245.79	66148.50148	66148.5	0	12267.49	0	0.01353	0.008944	0	0.022474	4.49E-05	1.71E-05	0	6.2E-05	0.000219	0.001129	0.00141	4.88E-05	1.86E-05	0	6.74E-05	0.000875	0.003226	0.004169	66.47121	6.715672	0	73.18688	0.040576
Statewide Totals	2017	OBUS	Aggregate	Aggregate	Gasoline	17228.35	853062.9651	853063	0	344704.9	0	0.87011	0.001228	0.161354	1.032692	0.000792	0	0.000165	0.000956	0.002821	0.014586	0.018364	0.000859	0	0.000177	0.001035	0.011284	0.041676	0.053995	1713.218	7.422376	13.18333	1733.823	0.024444
Statewide Totals	2017	OBUS	Aggregate	Aggregate	Diesel	11023.14	739810.9208	739810.9	0	131433.3	0	5.874453	0.369376	0.090731	6.33456	0.250725	0.003823	0	0.254548	0.002447	0.017662	0.274656	0.262062	0.003996	0	0.266057	0.009786	0.050462	0.326305	1143.857	35.98161	0	1179.839	0.02461
Statewide Totals	2017	OBUS	Aggregate	Aggregate	Natural Ga	409.8004	27512.40731	27512.41	0	3647.223	0	0.006563	0.000714	0	0.007278	1.56E-05	1.28E-06	0	1.68E-05	9.1E-05	0.000472	0.00058	1.69E-05	1.4E-06	0	1.83E-05	0.000364	0.001349	0.001731	28.60386	0.538664	0	29.14252	0.017009
Statewide Totals	2017	SBUS	Aggregate	Aggregate	Gasoline	5541.309	272388.1589	272388.2	0	22165.24	0	0.417045	0.005517	0.014967	0.437528	0.001188	0	4.7E-05	0.001235	0.000601	0.004801	0.006636	0.001274	0	5.03E-05	0.001324	0.002402	0.013717	0.017444	270.8297	16.42339	1.656975	288.9101	0.027524
Statewide Totals	2017	SBUS	Aggregate	Aggregate	Diesel	19823.56	471124.7313	471124.7	0	287045.1	0	4.148071	0.669485	0.072802	4.890358	0.025323	0.001102	0	0.026426	0.001558	0.008263	0.036247	0.026468	0.001152	0	0.027621	0.006232	0.02361	0.057462	629.1494	50.49525	0	679.6446	0.002767
Statewide Totals	2017	SBUS	Aggregate	Aggregate	Natural Ga	2797.441	74874.85085	74874.85	0	40506.95	0	0.083223	0.016417	0	0.09964	0.000328	3.11E-05	0	0.000359	0.000248	0.001342	0.001948	0.000356	3.38E-05	0	0.00039	0.00099	0.003834	0.005215	139.8296	12.49676	0	152.3263	0.405667
Statewide Totals	2017	UBUS	Aggregate	Aggregate	Gasoline	2798.583	241668.398	241668.4	0	11194.33	0	0.046994	0	0.010935	0.057929	0.000156	0	3.05E-06	0.000159	0.000674	0.009426	0.01026	0.000169	0	3.32E-06	0.000173	0.002698	0.026933	0.029803	403.3199	0	1.055017	404.3749	0.001126
Statewide Totals	2017	UBUS	Aggregate	Aggregate	Diesel	3981.042	400479.8869	400479.9	0	15924.17	0	2.716466	0	0	2.716466	0.005157	0	0	0.005157	0.003462	0.016926	0.025545	0.005391	0	0	0.005391	0.013847	0.048359	0.067597	649.2528	0	0	649.2528	0.002289
Statewide Totals	2017	UBUS	Aggregate	Aggregate	Electricity	95.99696	5140.267284	0	5140.267	383.9878	10091.08	0	0	0	0	0	0	0	0	3.48E-05	9.62E-05	0.000131	0	0	0	0	0.000139	0.000275	0.000414	0	0	0	0	0
Statewide Totals	2017	UBUS	Aggregate	Aggregate	Natural Ga	7228.345	806282.3452	806282.3	0	28913.38	0	2.806705	0	0	2.806705	0.002714	0	0	0.002714	0.007129	0.034099	0.043942	0.002836	0	0	0.002836	0.028516	0.097427	0.128779	1911.333	0	0	1911.333	2.867791
Statewide Totals	2018	HHDT	Aggregate	Aggregate	Gasoline	572.9556	19463.62777	19463.63	0	11463.7	0	0.249413	0	0.008422	0.257835	0.000194	0	8.45E-05	0.000279	0.000107	0.000801	0.001187	0.000206	0	8.92E-05	0.000296	0.000429	0.002289	0.003014	55.71824	0	1.252476	56.97072	0.013277
Statewide Totals	2018	HHDT	Aggregate	Aggregate	Diesel	283895.6	39174308.03	39174308	0	4484968	0	220.3201	25.63125	7.692249	253.6436	4.375748	0.076772	0	4.45252	0.382955	1.265211	6.100686	4.5736	0.080243	0	4.653843	1.531821	3.614889	9.800553	71729.91	4463.789	0	76193.7	0.312099
Statewide Totals	2018	HHDT	Aggregate	Aggregate	Natural Ga	10970.99	812391.0513	812391.1	0	80762.12	0	1.812116	0.152639	0	1.964755	0.003135	0.000175	0	0.00331	0.00806	0.046185	0.057554	0.00341	0.00019	0	0.0036	0.032238	0.131956	0.167794	1280.902	110.8093	0	1391.711	2.506814
Statewide Totals	2018	LDA	Aggregate	Aggregate	Gasoline	13941722	518760540.9	5.19E+08	0	65176046	0	51.14149	0	25.17749	76.31898	0.869924	0	0.170124	1.040048	1.143672	1.539758	3.723478	0.945864	0	0.184882	1.130746	4.574688	4.399309	10.10474	177659.3	0	5629.907	183289.2	2.989642
Statewide Totals	2018	LDA	Aggregate	Aggregate	Diesel	61467.66	1934626.84	1934627	0	268007	0	0.917137	0	0	0.917137	0.06762	0	0	0.06762	0.004265	0.005685	0.07757	0.070677	0	0	0.070677	0.017061	0.016243	0.10398	543.2866	0	0	543.2866	0.005054
Statewide Totals	2018	LDA	Aggregate	Aggregate	Electricity	215329	7904341.645	0	7904342	1093103	3051728	0	0	0	0	0	0	0	0	0.017426	0.013295	0.030721	0	0	0	0	0.069704	0.037985	0.107689	0	0	0	0	0
Statewide Totals	2018	LDA	Aggregate	Aggregate	Plug-in Hyb	170226.3	7961284.548	4313993	3647292	703885.9	1101591	0.031633	0	0.087863	0.119496	0.007989	0	0.001932	0.009921	0.017552	0.011947	0.039421	0.008689	0	0.002102	0.01079	0.070207	0.034136	0.115133	1369.319	0	53.38507	1422.704	0.004698
Statewide Totals	2018	LDT1	Aggregate	Aggregate	Gasoline	1489629	49263752.23	49263752	0	6627586	0	14.60076	0	4.083729	18.68448	0.157564	0	0.029921	0.187484	0.108608	0.177002	0.473094	0.171211	0	0.032502	0.203712	0.434432	0.505719	1.143864	19820.28	0	719.458	20539.74	0.774521
Statewide Totals	2018	LDT1	Aggregate	Aggregate	Diesel	2393.401	45628.07032	45628.07	0	8378.822	0	0.068746	0	0	0.068746	0.008473	0	0	0.008473	0.000101	0.000186	0.00876	0.008856	0	0	0.008856	0.000402	0.00053	0.009789	23.13822	0	0	23.13822	0.00054
Statewide Totals	2018	LDT1	Aggregate	Aggregate	Electricity	2045.201	57179.57203	0	57179.57	9482.319	22076.03	0	0	0	0	0	0	0	0	0.000126	9.71E-05	0.000223	0	0	0	0	0.000504	0.000277	0.000782	0	0	0	0	0
Statewide Totals	2018	LDT1	Aggregate	Aggregate	Plug-in Hyb	19.73876	945.9266195	512.5706	433.356	81.61978	130.8864	3.78E-06	0	1.02E-05	1.4E-05	1.12E-06	0	2.72E-07	1.39E-06	2.09E-06	1.42E-06	4.89E-06	1.22E-06	0	2.96E-07	1.51E-06	8.34E-06	4.05E-06	1.39E-05	0.16259	0	0.007067	0.169657	5.59E-07
Statewide Totals	2018	LDT2	Aggregate	Aggregate	Gasoline	5563437	202680869.1	2.03E+08	0	25889043	0	42.29674	0	17.14366	59.4404	0.372668	0	0.069179	0.441847	0.446835	0.710212	1.598894	0.405083	0	0.075182	0.480265	1.787341	2.029177	4.296782	89359.38	0	2922.122	92281.5	1.637495
Statewide Totals	2018	LDT2	Aggregate	Aggregate	Diesel	18603.81	785585.1202	785585.1	0	90804.35	0	0.086669	0	0	0.086669	0.010375	0	0	0.010375	0.001732	0.002543	0.01465	0.010844	0	0	0.010844	0.006928	0.007265	0.025037	296.7089	0	0	296.7089	0.001046
Statewide Totals	2018	LDT2	Aggregate	Aggregate	Electricity	575.8118	15369.65083	0	15369.65	2717.022	5933.954	0	0	0	0	0	0	0	0	3.39E-05	2.61E-05	5.99E-05	0	0	0	0	0.000136	7.45E-05	0.00021	0	0	0	0	0
Statewide Totals	2018	LDT2	Aggregate	Aggregate	Plug-in Hyb	7171.642	350497.5215	186203.4	164294.1	29654.74	49621.71	0.00137	0	0.003705	0.005075	0.000405	0	9.81E-05	0.000503	0.000773	0.000527	0.001802	0.00044	0	0.000107	0.000547	0.003091	0.001505	0.005143	59.26554	0	2.696712	61.96225	0.000204
Statewide Totals	2019	LHDT1	Aggregate	Aggregate	Gasoline	575267.6	19677545.68	19677546	0	8570631	0	7.205443	0.025982	6.740196	13.97162	0.038301	0	0.004899	0.0432	0.043382	0.592158	0.67874	0.041612	0	0.005311	0.046923	0.173526	1.691881	1.91233	18474.45	78.39304	242.034	18794.88	0.308156
Statewide Totals	2019	LHDT1	Aggregate	Aggregate	Diesel	397713.8	14323724.75	14323725	0	5002740	0	47.67494	1.073311	0	48.74825	0.794913	0.012055	0	0.806968	0.047368	0.431045	1.28538	0.830855	0.0126	0	0.843455	0.18947	1.231558	2.264483	9443.381	61.12097	0	9504.502	0.165387
Statewide Totals	2019	LHDT2	Aggregate	Aggregate	Gasoline	81302.73	2839781.994	2839782	0	1211290	0	0.860538	0.00367	0.942338	1.806546	0.004415	0	0.000492	0.004907	0.006261	0.099701	0.110869	0.004801	0	0.000535	0.005337	0.025043	0.284859	0.315239	2917.656	12.76806	35.23953	2965.664	0.030849
Statewide Totals	2019	LHDT2	Aggregate	Aggregate	Diesel	138980.6	5312960.113	5312960	0	1748201	0	12.7	0.369138	0	13.06914	0.236576	0.004082	0	0.240658	0.01757	0.186531	0.444759	0.247273	0.004267	0	0.25154	0.070278	0.532945	0.854763	4264.361	34.02834	0	4298.389	0.050089
Statewide Totals	2019	MCY	Aggregate	Aggregate	Gasoline	691332.9	4003124.24	4003124	0	1382666	0	3.03007	0	0.273447	3.303517	0.008388	0	0.006073	0.014461	0.004413	0.018533	0.037407	0.008923	0	0.006418	0.015342	0.017651	0.052952	0.085945	868.0198	0	85.61793	953.6378	0.932884
Statewide Totals	2019	MDV	Aggregate	Aggregate	Gasoline	4248475	148031807.6	1.48E+08	0	19528150	0	36.99604	0	15.14733	52.14337	0.27771	0	0.057225	0.334935	0.326354	0.522942	1.184232	0.301679	0	0.062147	0.363826	1.305418	1.49412	3.163364	77114.51	0	2595.31	79709.82	1.459766
Statewide Totals	2019	MDV	Aggregate	Aggregate	Diesel	64326.54	2601267.4	2601267	0	310926.7	0	0.413339	0	0	0.413339	0.026086	0	0	0.026086	0.005735	0.008575	0.040396	0.027266	0	0	0.027266	0.022939	0.024499	0.074705	1274.317	0	0	1274.317	0.002556

Region	Calendar Year	Vehicle Category	Model Year	Speed	Fuel	Population	Total VMT	CVMT	EVMT	Trips	Energy Consumption	NOx_RUNEX	NOx_IDLEX	NOx_STREX	NOx_TOTEX	PM2.5_RUNEX	PM2.5_IDLEX	PM2.5_STREX	PM2.5_TOTEX	PM2.5_PMTW	PM2.5_PMBW	PM2.5_TOTAL	PM10_RUNEX	PM10_IDLEX	PM10_STREX	PM10_TOTEX	PM10_PMTW	PM10_PMBW	PM10_TOTAL	CO2_RUNEX	CO2_IDLEX	CO2_STREX	CO2_TOTEX	CH4_RUNEX
Statewide Totals	2019	MDV	Aggregate	Aggregate	Electricity	173.7758	3967.14109	0	3967.141	766.8841	1531.644	0	0	0	0	0	0	0	0	8.75E-06	6.76E-06	1.55E-05	0	0	0	0	3.5E-05	1.93E-05	5.43E-05	0	0	0	0	0
Statewide Totals	2019	MDV	Aggregate	Aggregate	Plug-in Hyb	11811.49	552852.9777	298597.3	254255.6	48840.5	76792.78	0.002174	0	0.006104	0.008278	0.000648	0	0.000164	0.000812	0.001219	0.000824	0.002854	0.000705	0	0.000178	0.000883	0.004875	0.002353	0.008111	94.2493	0	5.531466	99.78077	0.000319
Statewide Totals	2019	MH	Aggregate	Aggregate	Gasoline	113280.7	960857.2345	960857.2	0	11332.6	0	0.72493	0	0.004785	0.729715	0.002185	0	8.31E-06	0.002193	0.003177	0.016345	0.021716	0.002368	0	8.96E-06	0.002377	0.01271	0.0467	0.061787	1977.721	0	0.42201	1978.143	0.030516
Statewide Totals	2019	MH	Aggregate	Aggregate	Diesel	35851.86	338280.4186	338280.4	0	3585.186	0	1.833488	0	0	1.833488	0.050515	0	0	0.050515	0.001492	0.005736	0.057742	0.052799	0	0	0.052799	0.005966	0.016389	0.075154	390.1215	0	0	390.1215	0.001996
Statewide Totals	2019	MHDT	Aggregate	Aggregate	Gasoline	59029.3	2833588.979	2833589	0	1181058	0	3.014882	0.005701	0.613334	3.633916	0.004644	0	0.001355	0.005999	0.00937	0.048066	0.063435	0.00503	0	0.001456	0.006486	0.037482	0.137331	0.181299	5591.2	36.23857	67.75397	5695.192	0.106227
Statewide Totals	2019	MHDT	Aggregate	Aggregate	Diesel	276258.4	11442537.44	11442537	0	3265874	0	53.53498	8.559144	2.941341	65.03546	1.411497	0.053151	0	1.464648	0.03784	0.195537	1.698024	1.475319	0.055554	0	1.530872	0.151359	0.558676	2.240908	14454.36	747.7016	0	15202.06	0.121631
Statewide Totals	2019	MHDT	Aggregate	Aggregate	Natural Gas	1765.568	89908.56703	89908.57	0	16375.37	0	0.014557	0.012872	0	0.027429	8.44E-05	2.95E-05	0	0.000114	0.000297	0.001541	0.001952	9.17E-05	3.21E-05	0	0.000124	0.001189	0.004402	0.005715	92.07747	10.16608	0	102.2435	0.05981
Statewide Totals	2019	OBUS	Aggregate	Aggregate	Gasoline	15836.48	762289.1291	762289.1	0	316856.3	0	0.628727	0.001131	0.144351	0.774208	0.000697	0	0.000125	0.000822	0.002521	0.013029	0.016372	0.000757	0	0.000135	0.000892	0.010083	0.037225	0.048201	1512.362	6.774849	11.63579	1530.773	0.01767
Statewide Totals	2019	OBUS	Aggregate	Aggregate	Diesel	10405.25	717602.7801	717602.8	0	120963.8	0	4.602099	0.269848	0.113007	4.984953	0.194152	0.00241	0	0.196562	0.002373	0.016711	0.215647	0.202931	0.002519	0	0.20545	0.009492	0.047747	0.262689	1120.121	30.68567	0	1150.807	0.019608
Statewide Totals	2019	OBUS	Aggregate	Aggregate	Natural Gas	517.7037	34449.68963	34449.69	0	4607.563	0	0.007241	0.000898	0	0.008139	2.46E-05	1.74E-06	0	2.64E-05	0.000114	0.000591	0.000731	2.68E-05	1.89E-06	0	2.87E-05	0.000456	0.001688	0.002172	35.66549	0.684432	0	36.34992	0.021997
Statewide Totals	2019	SBUS	Aggregate	Aggregate	Gasoline	6993.405	351270.7201	351270.7	0	27973.62	0	0.508466	0.006983	0.018805	0.534254	0.001347	0	5.25E-05	0.001399	0.000774	0.006191	0.008365	0.00145	0	5.64E-05	0.001506	0.003098	0.017689	0.022293	343.6745	20.49879	1.992712	366.166	0.032358
Statewide Totals	2019	SBUS	Aggregate	Aggregate	Diesel	19655.93	442821.4563	442821.5	0	284617.8	0	3.301434	0.604477	0.099198	4.00511	0.019481	0.000913	0	0.020394	0.001464	0.007762	0.029621	0.020361	0.000955	0	0.021316	0.005858	0.022178	0.049352	586.2098	49.55493	0	635.7648	0.002293
Statewide Totals	2019	SBUS	Aggregate	Aggregate	Natural Gas	3581.074	92654.09991	92654.1	0	51853.95	0	0.086756	0.020803	0	0.107559	0.000402	4.49E-05	0	0.000447	0.000306	0.001658	0.002411	0.000438	4.88E-05	0	0.000486	0.001226	0.004736	0.006448	166.8605	16.36098	0	183.2215	0.460332
Statewide Totals	2019	UBUS	Aggregate	Aggregate	Gasoline	2718.338	233743.2583	233743.3	0	10873.35	0	0.040426	0	0.01015	0.050576	0.00019	0	3.4E-06	0.000194	0.000629	0.008962	0.009784	0.000207	0	3.69E-06	0.000211	0.002515	0.025604	0.028331	348.629	0	0.936652	349.5656	0.000912
Statewide Totals	2019	UBUS	Aggregate	Aggregate	Diesel	3856.541	382199.7338	382199.7	0	15426.16	0	1.347144	0	0	1.347144	0.003551	0	0	0.003551	0.003303	0.016202	0.023057	0.003712	0	0	0.003712	0.013213	0.046291	0.063216	578.1144	0	0	578.1144	0.001873
Statewide Totals	2019	UBUS	Aggregate	Aggregate	Electricity	199.805	9703.630511	0	9703.631	799.22	19096.85	0	0	0	0	0	0	0	0	8.16E-05	0.000203	0.000284	0	0	0	0	0.000327	0.000579	0.000906	0	0	0	0	0
Statewide Totals	2019	UBUS	Aggregate	Aggregate	Natural Gas	7135.633	842516.6455	842516.6	0	28542.53	0	2.184147	0	0	2.184147	0.001978	0	0	0.001978	0.007584	0.035658	0.045219	0.002067	0	0	0.002067	0.030336	0.101879	0.134282	2043.305	0	0	2043.305	2.568758
Statewide Totals	2020	HHDT	Aggregate	Aggregate	Gasoline	381.1448	12286.79893	12286.8	0	7625.945	0	0.162624	0	0.007928	0.170552	7.16E-05	0	2.79E-05	9.95E-05	6.77E-05	0.000496	0.000663	7.72E-05	0	2.99E-05	0.000107	0.000271	0.001417	0.001795	33.90564	0	0.559777	34.46542	0.005939
Statewide Totals	2020	HHDT	Aggregate	Aggregate	Diesel	274445.5	39811871.29	39811871	0	4414648	0	145.6651	25.28201	10.01214	180.9593	2.351608	0.037735	0	2.389343	0.389181	1.233014	4.011538	2.457937	0.039441	0	2.497378	1.556726	3.522897	7.577001	72626.72	4673.854	0	77300.58	0.145937
Statewide Totals	2020	HHDT	Aggregate	Aggregate	Natural Gas	13840.94	997993.0041	997993	0	100528.6	0	1.673344	0.173953	0	1.847297	0.003058	0.00024	0	0.003298	0.009901	0.056343	0.069542	0.003326	0.000261	0	0.003587	0.039604	0.160981	0.204171	1514.496	138.8544	0	1653.35	2.533796
Statewide Totals	2020	LDA	Aggregate	Aggregate	Gasoline	13489082	443837354.9	4.44E+08	0	62803005	0	33.71723	0	21.71379	55.43102	0.731464	0	0.156691	0.888155	0.978495	1.318725	3.185375	0.795502	0	0.170395	0.965898	3.913978	3.767786	8.647662	149072	0	5252.064	154324.1	1.949128
Statewide Totals	2020	LDA	Aggregate	Aggregate	Diesel	58547.88	1622484.95	1622485	0	254224	0	0.59462	0	0	0.59462	0.045132	0	0	0.045132	0.003577	0.004788	0.053497	0.047173	0	0	0.047173	0.014308	0.01368	0.075161	446.5133	0	0	446.5133	0.003484
Statewide Totals	2020	LDA	Aggregate	Aggregate	Electricity	354856.5	12482199.59	0	12482200	1791978	4819159	0	0	0	0	0	0	0	0	0.027519	0.021012	0.04853	0	0	0	0	0.110074	0.060034	0.170108	0	0	0	0	0
Statewide Totals	2020	LDA	Aggregate	Aggregate	Plug-in Hyb	222044.5	8985954.433	4822037	4163917	918154.2	1257627	0.035316	0	0.11466	0.149977	0.009028	0	0.002577	0.011605	0.019811	0.013508	0.044924	0.009819	0	0.002803	0.012622	0.079243	0.038594	0.130459	1530.856	0	69.14478	1600.001	0.005141
Statewide Totals	2020	LDT1	Aggregate	Aggregate	Gasoline	1481705	41864928.04	41864928	0	6473872	0	11.86971	0	3.986581	15.85629	0.129044	0	0.028102	0.157146	0.092296	0.152677	0.40212	0.140326	0	0.030557	0.170883	0.369186	0.43622	0.976289	16717.03	0	695.5651	17412.59	0.603001
Statewide Totals	2020	LDT1	Aggregate	Aggregate	Diesel	1034.588	13459.38506	13459.39	0	3182.057	0	0.023782	0	0	0.023782	0.003669	0	0	0.003669	2.97E-05	5.56E-05	0.003755	0.003835	0	0	0.003835	0.000119	0.000159	0.004113	6.352326	0	0	6.352326	0.000218
Statewide Totals	2020	LDT1	Aggregate	Aggregate	Electricity	1861.209	49055.81776	0	49055.82	8556.084	18939.59	0	0	0	0	0	0	0	0	0.000108	8.34E-05	0.000192	0	0	0	0	0.000433	0.000238	0.000671	0	0	0	0	0
Statewide Totals	2020	LDT1	Aggregate	Aggregate	Plug-in Hyb	76.05391	3334.542792	1739.634	1594.908	314.4829	481.7099	1.28E-05	0	3.93E-05	5.21E-05	2.87E-06	0	7.95E-07	3.67E-06	7.35E-06	5.02E-06	1.6E-05	3.12E-06	0	8.65E-07	3.99E-06	2.94E-05	1.44E-05	4.77E-05	0.554215	0	0.026397	0.580612	1.88E-06
Statewide Totals	2020	LDT2	Aggregate	Aggregate	Gasoline	5815850	191758272.6	1.92E+08	0	27160595	0	26.83232	0	14.24525	41.07757	0.333772	0	0.067516	0.401288	0.422755	0.670805	1.494848	0.362993	0	0.073426	0.436419	1.69102	1.916586	4.044024	81336	0	2900.651	84236.65	1.046219
Statewide Totals	2020	LDT2	Aggregate	Aggregate	Diesel	17642.69	636167.7575	636167.8	0	85291.53	0	0.0579	0	0	0.0579	0.00577	0	0	0.00577	0.001403	0.00215	0.009322	0.006031	0	0	0.006031	0.00561	0.006142	0.017783	238.5517	0	0	238.5517	0.000675
Statewide Totals	2020	LDT2	Aggregate	Aggregate	Electricity	1418.488	42582.70558	0	42582.71	7205.089	16440.44	0	0	0	0	0	0	0	0	9.39E-05	7.16E-05	0.000165	0	0	0	0	0.000376	0.000205	0.00058	0	0	0	0	0
Statewide Totals	2020	LDT2	Aggregate	Aggregate	Plug-in Hyb	11538.88	496463.6927	261279.7	235184	47713.25	71032.56	0.001921	0	0.005961	0.007882	0.00051	0	0.000142	0.000652	0.001095	0.000748	0.002494	0.000554	0	0.000155	0.000709	0.004378	0.002136	0.007223	83.20063	0	4.316013	87.51665	0.000282
Statewide Totals	2020	LHDT1	Aggregate	Aggregate	Gasoline	561742	17084289.35	17084289	0	8369119	0	5.74868	0.025083	6.512483	12.28625	0.03128	0	0.004218	0.035497	0.037664	0.514119	0.587281	0.03401	0	0.004583	0.038593	0.150658	1.468912	1.658163	15790.95	76.31892	237.5813	16104.85	0.239216
Statewide Totals	2020	LHDT1	Aggregate	Aggregate	Diesel	393958	12430567.32	12430567	0	4955496	0	38.91484	1.043409	0	39.95824	0.666062	0.011843	0	0.677905	0.041107	0.374074	1.093086	0.696178	0.012378	0	0.708556	0.164428	1.068784	1.941768	8163.257	60.16969	0	8223.427	0.13904
Statewide Totals	2020	LHDT2	Aggregate	Aggregate	Gasoline	80150.95	2466937.474	2466937	0	1194130	0	0.686263	0.003571	0.920304	1.610137	0.003674	0	0.000448	0.004122	0.005439	0.086611	0.096172	0.003996	0	0.000487	0.004483	0.021755	0.247459	0.273697	2499.534	12.5516	34.57645	2546.662	0.023633
Statewide Totals	2020	LHDT2	Aggregate	Aggregate	Diesel	140951.3	4705516.762	4705517	0	1772991	0	10.4988	0.365565	0	10.86436	0.202184	0.004132	0	0.206316	0.015561	0.165204	0.387081	0.211326	0.004319	0	0.215645	0.062243	0.472012	0.7499	3750.498	34.27427	0	3784.773	0.042842
Statewide Totals	2020	MCY	Aggregate	Aggregate	Gasoline	687073	3460608.325	3460608	0	1374146	0	2.578174	0	0.262957	2.841131	0.007267	0	0.005799	0.013065	0.003815	0.016022	0.032902	0.007737	0	0.006134	0.013871	0.015259	0.045776	0.074906	749.9925	0	83.68254	833.6751	0.788944
Statewide Totals	2020	MDV	Aggregate	Aggregate	Gasoline	4210868	129955428	1.3E+08	0	19309995	0	29.23972	0	13.93921	43.17893	0.238817	0	0.054955	0.293772	0.286503	0.460903	1.041178	0.259494	0	0.059699	0.319193	1.146011	1.316867	2.782071	66895.51	0	2527.323	69422.83	1.145017
Statewide Totals	2020	MDV	Aggregate	Aggregate	Diesel	64658.28	2266982.386	2266982	0	310001.8	0	0.336439	0	0	0.336439	0.022086	0	0	0.022086	0.004998	0.007608	0.034692	0.023085	0	0	0.023085	0.019991	0.021736	0.064812	1104.246	0	0	1104.246	0.002199
Statewide Totals	2020	MDV	Aggregate	Aggregate	Electricity	1934.124	59770.35346	0	59770.35	9916.462	23076.29	0	0	0	0	0	0	0	0	0.000132	0.0001	0.000232	0	0	0	0	0.000527	0.000287	0.000814	0	0	0	0	0
Statewide Totals	2020	MDV	Aggregate	Aggregate	Plug-in Hyb	13353.97	542758.0767	291580.6	251177.5	55218.65	75863.09	0.002125	0	0.006902	0.009027	0.000611	0	0.000179	0.00079	0.001197	0.000811	0.002797	0.000664	0	0.000195	0.000859	0.004786	0.002317	0.007962	92.14946	0	6.22981	98.37927	0.000307
Statewide Totals	2020	MH	Aggregate	Aggregate	Gasoline	106435.6	797947.4509	797947.5	0	10647.82	0	0.556167	0	0.004545	0.560713	0.001653	0	6.49E-06	0.001659	0.002639	0.013573	0.017871	0.001795	0	7.02E-06	0.001802	0.010555	0.03878	0.051136	1641.998	0	0.386023	1642.384	0.022037
Statewide Totals	2020	MH	Aggregate	Aggregate	Diesel	35765.27	293682.8741	293682.9	0	3576.527	0	1.557882	0	0	1.557882	0.042489	0	0	0.042489	0.001295	0.004979	0.048763	0.04441	0	0	0.04441	0.00518	0.014227	0.063817	338.4207	0	0	338.4207	0.001716
Statewide Totals	2020	MHDT	Aggregate	Aggregate	Gasoline	55656.99	2427237.2	2427237	0	1113585	0	2.250945	0.0054	0.567071	2.823415	0.003371	0	0.000813	0.004184	0.008027	0.041163	0.053374	0.003666	0	0.000885	0.004551	0.032107	0.117609	0.154266	4763.293	34.09554	60.2239	4857.612	0.073109
Statewide Totals	2020	MHDT	Aggregate	Aggregate	Diesel	271763.6	11585754.25	11585754	0	3221070	0	34.78748	6.607566	4.110847	45.50589	0.731831	0.027412	0	0.759244	0.038313	0.197929	0.995486	0.764921	0.028652	0	0.793573	0.153253	0.565511	1.512338	14362.19	721.9888	0	15084.18	0.064095
Statewide Totals	2020	MHDT	Aggregate	Aggregate	Natural Gas	2138.985	106294.3429	106294.3	0	19557.73	0	0.015901	0.015597	0	0.031498	0.000105	3.84E-05	0	0.000144	0.000352	0.00182	0.002315	0.000115	4.17E-05	0	0.000156	0.001406	0.005199	0.006762	108.9831	12.60877	0	121.5919	0.071441
Statewide Totals	2020	OBUS	Aggregate	Aggregate	Gasoline	15203.77	633793.8345	633793.8	0	304196.9	0	0.493501	0.001086	0.137711	0.632298	0.000574	0	0.000102	0.000676	0.002096	0.010832	0.013604	0.000624	0	0.000111	0.000735	0.008384	0.030949	0.040068	1253.684	6.497183	10.97871	1271.16	0.01359
Statewide Totals	2020	OBUS	Aggregate	Aggregate	Diesel	9759.428	713789.4429	713789.4	0	114409	0	2.555652	0.206573	0.156725	2.91895	0.064073	0.000707	0	0.06478	0.00236	0.016424	0.083565	0.06697	0.000739	0	0.067709	0.009442	0.046927	0.124078	1088.223	29.40335	0	1117.626	0.00703
Statewide Totals	2020	OBUS	Aggregate	Aggregate	Natural Gas	661.1598	41136.59804	41136.6	0	5884.322	0	0.008178	0.001141	0	0.009318	3.15E-05	2.36E-06	0	3.39E-05	0.000136	0.000705	0.000875	3.43E-05	2.57E-06	0	3.69E-05	0.000544	0.002014	0.002595	42.70037	0.887933	0	43.5883	0.026534
Statewide Totals	2020	SBUS	Aggregate	Aggregate	Gasoline	6177.615	273770.1174	273770.1	0	24710.46	0	0.229522	0.006257	0.018428	0.254206	0.000422	0	1.79E-05	0.00044	0.000604	0.00483	0.005874	0.000459	0	1.94E-05	0.000479	0.002414	0.0138	0.016693	262.3801	18.05365	1.669598	282.1033	0.006533
Statewide Totals	2020	SBUS	Aggregate	Aggregate	Diesel	19505.23	439830.0535	439830.1	0	282435.7	0	3.129918	0.592319	0.103885	3.826122	0.017692	0.000818	0	0.01851	0.001454	0.007709	0.027673	0.018492	0.000855	0	0.019347	0.005818	0.022026	0.04719	580.1635	49.16727	0	629.3308	0.002185
Statewide Totals	2020	SBUS	Aggregate	Aggregate	Natural Gas	3681.665	95645.50264	95645.5	0	53310.51	0	0.086514	0.021355	0	0.107869	0.000415	4.7E-05	0	0.000462	0.000316	0.001711	0.00249	0.000452	5.11E-05	0	0.000503	0.001265	0.004889	0.006657	171.381	16.86993	0	188.2509	0.46785
Statewide Totals	2020	UBUS	Aggregate	Aggregate	Gasoline	2745.123	236020.2255	236020.2	0	10980.49	0	0.034681	0	0.009447	0.044128	0.000223	0	4.27E-06	0.000228	0.000635	0.00905	0.009913	0.000243	0	4.64E-06	0.000248	0.002541	0.025857	0.028645	350.2712	0	0.942471	351.2137	0.000824
Statewide Totals	2020	UBUS	Aggregate	Aggregate	Diesel	3621.709	361783.5742	361783.6	0	14486.84	0	0.481379	0	0	0.481379	0.002783	0	0	0.002783	0.00311	0.015337	0.02123	0.002909	0	0	0.002909	0.012438	0.043819	0.059167	517.1798	0	0	517.1798	0.001692
Statewide Totals	2020	UBUS	Aggregate	Aggregate	Electricity	194.7265	9517.787961	0	9517.788	778.9062	18709.7	0	0	0	0	0	0	0	0	8.11E-05	0.000201	0.000283	0	0	0	0	0.000325	0.000575	0.0009	0	0	0	0	0
Statewide Totals	2020	UBUS	Aggregate	Aggregate	Natural Gas	7487.993	875471.4235	875471.4	0	29951.97	0	1.0453	0	0	1.0453	0.000759	0	0	0.000759	0.00789	0.037053	0.045701	0.000793	0	0	0.000793	0.03156	0.105866	0.138218	2125.777	0	0	2125.777	2.33071
Statewide Totals	2021	HHDT	Aggregate	Aggregate	Gasoline	297.3703	12525.04866	12525.05	0	5949.786	0	0.154345	0	0.00631	0.160655	5.19E-05	0	1.3E-05	6.49E-05	6.9E-05	0.000494	0.000628	5.64E-05	0	1.42E-05	7.06E-05	0.000276	0.001411	0.001758	33.61093	0	0.356275	33.9672	0.00469
Statewide Totals	2021	HHDT	Aggregate	Aggregate	Diesel	280809.4	40518102.46	40518102	0	4535953	0	120.9866	25.64796	11.3497	157.9843	1.74722	0.023254	0	1.770474	0.396146	1.234609	3.40123	1.826222	0.024306	0	1.850527	1.584585	3.527455	6.962568	73353.67	4824.118	0	78177.79	0.091025
Statewide Totals	2021	HHDT	Aggregate	Aggregate	Natural Gas	15132.1	1070718.216	1070718	0	110511.5	0	1.60695	0.184741	0	1.791691	0.002989	0.000275	0	0.003263	0.010622	0.060554	0.07444	0.00325	0.000299	0	0.003549	0.04249	0.173013	0.219051	1597.632	151.837	0	1749.469	2.53783
Statewide Totals	2021	LDA	Aggregate	Aggregate	Gasoline	13261741	508431764.6	5.08E+08	0	61620786	0	34.19421	0	20.2287	54.42292	0.807646	0	0.148052	0.955699	1.120901	1.510795	3.587395	0.878365	0	0.161007	1.039372	4.483604	4.316557	9.839533	168585.6	0	5064.561	173650.2	2.023782
Statewide Totals	2021	LDA	Aggregate	Aggregate	Diesel	55460.92	1751915.894	1751916	0	238653.6	0	0.593441	0	0	0.593441	0.046273	0	0	0.046273	0.003862	0.005189	0.055324	0.048365	0	0	0.048365	0.015449	0.014827	0.078641	479.4331	0	0	479.4331	0.003606
Statewide Totals	2021	LDA	Aggregate	Aggregate	Electricity	426202.6	18018951.17	0	18018951	2143579	6956802	0	0	0	0	0	0	0	0	0.039725	0.030349	0.070074	0	0	0	0	0.1589	0.08671	0.24561	0	0	0	0	0
Statewide Totals	2021	LDA	Aggregate	Aggregate	Plug-in Hyb	250952.6	11746558.21	6243355	5503203	1037689	1662131	0.045756	0	0.129622	0.175378	0.01088	0	0.002732	0.013612	0.025897	0.017683	0.057191	0.011833	0	0.002971	0.014804	0.103587	0.050522	0.168913	1982.213	0	77.39149	2059.605	0.00677
Statewide Totals	2021	LDT1	Aggregate	Aggregate	Gasoline	1431765	47246754.96	47246755	0	6242429	0	12.26295	0	3.661028	15.92398	0.137173	0	0.025642	0.162815	0.104161	0.172646	0.439622	0.149169	0	0.027883	0.177052	0.416645	0.493274	1.086972	18664.65	0	658.34	19322.99	0.631396
Statewide Totals	2021	LDT1	Aggregate	Aggregate	Diesel	929.8843	13811.26075	13811.26	0	2807.695	0	0.024359	0	0	0.024359	0.003762	0	0	0.003762	3.04E-05	5.71E-05	0.003849	0.003932	0	0	0.003932	0.000122	0.000163	0.004217	6.519728	0	0	6.519728	0.000224
Statewide Totals	2021	LDT1	Aggregate	Aggregate	Electricity	1861.372	59159.25246	0	59159.25	8529.175	22840.35	0	0	0	0	0	0	0	0	0.00013	0.000101	0.000231	0	0	0	0	0.000522	0.000287	0.000809	0	0	0	0	0
Statewide Totals	2021	LDT1	Aggregate	Aggregate	Plug-in Hyb	249.6842	12838.65615	6537.294	6301.362	1032.444	1903.199	4.81E-05	0	0.000129	0.000177	7.73E-06	0	1.87E-06	9.6E-06	2.83E-05	1.94E-05	5.73E-05	8.4E-06	0	2.03E-06	1.04E-05	0.000113	5.54E-05	0.000179	2.083842	0	0.084356	2.168198	7.18E-06
Statewide Totals	2021	LDT2	Aggregate	Aggregate	Gasoline	5866045	226498420.2	2.26E+08	0	27380953	0	27.72282	0	13.16651	40.88933	0.377314	0	0.065445	0.442759	0.499344	0.792666	1.734769	0.410353	0	0.071175	0.481529	1.997376	2.264759	4.743664	94189.5	0	2856.373	97045.87	1.128536
Statewide Totals	2021	LDT2	Aggregate	Aggregate	Diesel	18603.36	775449.3284	775449.3	0	89565.66	0	0.063535	0	0	0.063535	0.006433	0	0	0.006433	0.00171	0.002639	0.010782	0.006723	0	0	0.006723	0.006838	0.007541	0.021103	286.98	0	0	286.98	0.000787
Statewide Totals	2021	LDT2	Aggregate	Aggregate	Electricity	5636.924	205522.9121	0	205522.9	29031.74	79348.81	0	0	0	0	0	0	0	0	0.000453	0.000345	0.000798	0	0	0	0	0.001812	0.000986	0.002798	0	0	0	0	0
Statewide Totals	2021	LDT2	Aggregate	Aggregate	Plug-in Hyb	18983.4	948639.7119	490471.3	458168.4	78496.37	138380.5	0.003605	0	0.009806	0.013411	0.000763	0	0.000188	0.00095	0.002091	0.001432	0.004473	0.00083	0	0.000204	0.001034	0.008366	0.004091	0.01349	156.1883	0	6.942341	163.1307	0.000537
Statewide Tot

Region	Calendar Year	Vehicle Category	Model Year	Speed	Fuel	Population	Total VMT	CVMT	EVMT	Trips	Energy Consumption	NOx_RUNEX	NOx_IDLEX	NOx_STREX	NOx_TOTEX	PM2.5_RUNEX	PM2.5_IDLEX	PM2.5_STREX	PM2.5_TOTEX	PM2.5_PMTW	PM2.5_PMBW	PM2.5_TOTAL	PM10_RUNEX	PM10_IDLEX	PM10_STREX	PM10_TOTEX	PM10_PMTW	PM10_PMBW	PM10_TOTAL	CO2_RUNEX	CO2_IDLEX	CO2_STREX	CO2_TOTEX	CH4_RUNEX
Statewide Totals	2021	MHDT	Aggregate	Aggregate	Diesel	268011	11734361.35	11734361	0	3180879	0	23.63049	4.867546	4.990366	33.4884	0.285675	0.014299	0	0.299974	0.038805	0.200461	0.539239	0.298591	0.014946	0	0.313537	0.155219	0.572746	1.041502	14564.69	692.2458	0	15256.94	0.029272
Statewide Totals	2021	MHDT	Aggregate	Aggregate	Natural Ga	2446.806	119909.7504	119909.8	0	22356.8	0	0.017321	0.017799	0	0.03512	0.000122	4.51E-05	0	0.000167	0.000397	0.002053	0.002616	0.000133	4.9E-05	0	0.000182	0.001586	0.005865	0.007633	122.151	14.41918	0	136.5701	0.081078
Statewide Totals	2021	OBUS	Aggregate	Aggregate	Gasoline	14659.93	693577.9256	693577.9	0	293315.9	0	0.510747	0.001047	0.132619	0.644413	0.000635	0	9.41E-05	0.000729	0.002294	0.011853	0.014875	0.00069	0	0.000102	0.000793	0.009174	0.033865	0.043832	1362.913	6.242808	10.48171	1379.638	0.014063
Statewide Totals	2021	OBUS	Aggregate	Aggregate	Diesel	9623.847	712971.807	712971.8	0	112541.8	0	1.866065	0.168194	0.173483	2.207743	0.039144	0.000361	0	0.039505	0.002358	0.016293	0.058155	0.040914	0.000377	0	0.041291	0.009431	0.04655	0.097272	1084.721	28.49312	0	1113.214	0.004013
Statewide Totals	2021	OBUS	Aggregate	Aggregate	Natural Ga	746.8969	44802.67849	44802.68	0	6647.383	0	0.008758	0.001287	0	0.010045	3.48E-05	2.71E-06	0	3.75E-05	0.000148	0.000767	0.000953	3.78E-05	2.94E-06	0	4.07E-05	0.000593	0.002193	0.002826	46.36847	1.005403	0	47.37388	0.028862
Statewide Totals	2021	SBUS	Aggregate	Aggregate	Gasoline	6233.8	323255.3912	323255.4	0	24935.2	0	0.261666	0.006324	0.018782	0.286772	0.000454	0	1.67E-05	0.000471	0.000713	0.005704	0.006887	0.000494	0	1.82E-05	0.000512	0.002851	0.016297	0.019659	308.5956	18.15274	1.668267	328.4166	0.007174
Statewide Totals	2021	SBUS	Aggregate	Aggregate	Diesel	19483.18	436716.2457	436716.2	0	282116.4	0	2.963146	0.581061	0.110184	3.654391	0.01642	0.000743	0	0.017163	0.001444	0.007653	0.026261	0.017163	0.000777	0	0.017939	0.005777	0.021866	0.045582	573.4678	49.01572	0	622.4835	0.002086
Statewide Totals	2021	SBUS	Aggregate	Aggregate	Natural Ga	3842.419	98759.31043	98759.31	0	55638.23	0	0.086279	0.022235	0	0.108514	0.000429	5.03E-05	0	0.000479	0.000327	0.001767	0.002573	0.000466	5.47E-05	0	0.000521	0.001306	0.005048	0.006876	175.6534	17.63945	0	193.2929	0.475818
Statewide Totals	2021	UBUS	Aggregate	Aggregate	Gasoline	2766.632	237775.1406	237775.1	0	11066.53	0	0.036897	0	0.009651	0.046549	0.00023	0	4.46E-06	0.000235	0.00064	0.009118	0.009993	0.00025	0	4.85E-06	0.000255	0.00256	0.026051	0.028867	352.6787	0	0.949558	353.6282	0.000821
Statewide Totals	2021	UBUS	Aggregate	Aggregate	Diesel	3606.232	361214.0732	361214.1	0	14424.93	0	0.415954	0	0	0.415954	0.00274	0	0	0.00274	0.003116	0.015312	0.021168	0.002864	0	0	0.002864	0.012464	0.04375	0.059078	513.5775	0	0	513.5775	0.001693
Statewide Totals	2021	UBUS	Aggregate	Aggregate	Electricity	194.6433	9509.746024	0	9509.746	778.5731	18695.44	0	0	0	0	0	0	0	0	8.11E-05	0.000201	0.000282	0	0	0	0	0.000324	0.000575	0.000899	0	0	0	0	0
Statewide Totals	2021	UBUS	Aggregate	Aggregate	Natural Ga	7587.414	885375.8348	885375.8	0	30349.66	0	0.611465	0	0	0.611465	0.00041	0	0	0.00041	0.007967	0.037473	0.045849	0.000428	0	0	0.000428	0.031869	0.107065	0.139361	2154.096	0	0	2154.096	2.148014
Statewide Totals	2022	HHDT	Aggregate	Aggregate	Gasoline	235.5107	11307.09268	11307.09	0	4712.098	0	0.114391	0	0.003113	0.117503	3.96E-05	0	9.48E-06	4.91E-05	6.23E-05	0.000435	0.000546	4.31E-05	0	1.03E-05	5.34E-05	0.000249	0.001242	0.001545	29.55704	0	0.281845	29.83888	0.003535
Statewide Totals	2022	HHDT	Aggregate	Aggregate	Diesel	289296.3	41279363.01	41279363	0	4687045	0	105.7867	26.14852	12.62802	144.5632	1.320833	0.012835	0	1.333668	0.403618	1.24267	2.979956	1.380555	0.013416	0	1.393971	1.614471	3.550485	6.558927	73941.38	4948.229	0	78889.61	0.058759
Statewide Totals	2022	HHDT	Aggregate	Aggregate	Natural Ga	16256.35	1128074.17	1128074	0	119081.8	0	1.534225	0.193564	0	1.727789	0.002919	0.000309	0	0.003228	0.011191	0.063951	0.07837	0.003175	0.000336	0	0.003511	0.044766	0.182716	0.230992	1656.531	162.6335	0	1819.165	2.520909
Statewide Totals	2022	LDA	Aggregate	Aggregate	Gasoline	13143383	510193142.8	5.1E+08	0	61016807	0	30.35824	0	18.96884	49.32708	0.778693	0	0.140947	0.91964	1.124784	1.515757	3.56018	0.846885	0	0.153284	1.00017	4.499136	4.330734	9.83004	166466.3	0	4916.56	171382.8	1.813789
Statewide Totals	2022	LDA	Aggregate	Aggregate	Diesel	52549.89	1638915.898	1638916	0	224018.3	0	0.511769	0	0	0.511769	0.041166	0	0	0.041166	0.003613	0.004873	0.049652	0.043027	0	0	0.043027	0.014453	0.013922	0.071402	445.8747	0	0	445.8747	0.003234
Statewide Totals	2022	LDA	Aggregate	Aggregate	Electricity	514826	22671752.72	0	22671753	2581275	8753168	0	0	0	0	0	0	0	0	0.049983	0.038199	0.088182	0	0	0	0	0.199931	0.10914	0.309071	0	0	0	0	0
Statewide Totals	2022	LDA	Aggregate	Aggregate	Plug-in Hyb	286134.2	13453824.58	6983076	6470749	1183165	1954359	0.05117	0	0.147822	0.198992	0.011342	0	0.002913	0.014255	0.029661	0.020316	0.064232	0.012335	0	0.003168	0.015503	0.118642	0.058046	0.192192	2216.104	0	87.0665	2303.171	0.007549
Statewide Totals	2022	LDT1	Aggregate	Aggregate	Gasoline	1390472	46559751.09	46559751	0	6056811	0	10.9647	0	3.363926	14.32862	0.126531	0	0.023425	0.149956	0.102647	0.17019	0.422792	0.137601	0	0.025473	0.163074	0.410587	0.486257	1.059918	18147.62	0	625.5507	18773.17	0.565021
Statewide Totals	2022	LDT1	Aggregate	Aggregate	Diesel	835.1995	12284.15051	12284.15	0	2475.373	0	0.021609	0	0	0.021609	0.003338	0	0	0.003338	2.71E-05	5.08E-05	0.003416	0.003489	0	0	0.003489	0.000108	0.000145	0.003743	5.799326	0	0	5.799326	0.000198
Statewide Totals	2022	LDT1	Aggregate	Aggregate	Electricity	2056.446	71368.05233	0	71368.05	9517.803	27553.96	0	0	0	0	0	0	0	0	0.000157	0.000121	0.000278	0	0	0	0	0.000629	0.000346	0.000975	0	0	0	0	0
Statewide Totals	2022	LDT1	Aggregate	Aggregate	Plug-in Hyb	562.6718	29065.96212	13923.21	15142.75	2326.648	4573.562	0.000102	0	0.00029	0.000393	1.48E-05	0	3.76E-06	1.85E-05	6.41E-05	4.43E-05	0.000127	1.61E-05	0	4.09E-06	2.02E-05	0.000256	0.000126	0.000403	4.436842	0	0.185572	4.622415	1.52E-05
Statewide Totals	2022	LDT2	Aggregate	Aggregate	Gasoline	5974705	234480220.8	2.34E+08	0	27900440	0	25.01555	0	12.26888	37.28443	0.373309	0	0.064233	0.437542	0.516941	0.819766	1.774249	0.406	0	0.069858	0.475858	2.067763	2.342189	4.88581	95283.81	0	2835.771	98119.58	1.052449
Statewide Totals	2022	LDT2	Aggregate	Aggregate	Diesel	19744.24	825357.1672	825357.2	0	94698.92	0	0.061447	0	0	0.061447	0.006438	0	0	0.006438	0.00182	0.002824	0.011081	0.006729	0	0	0.006729	0.007278	0.008069	0.022076	300.6021	0	0	300.6021	0.000811
Statewide Totals	2022	LDT2	Aggregate	Aggregate	Electricity	14292.26	527979.6753	0	527979.7	73625.96	203843.7	0	0	0	0	0	0	0	0	0.001164	0.000887	0.002051	0	0	0	0	0.004656	0.002533	0.007189	0	0	0	0	0
Statewide Totals	2022	LDT2	Aggregate	Aggregate	Plug-in Hyb	28288.06	1415176.803	701739.6	713437.2	116971.1	215479.3	0.005155	0	0.014613	0.019768	0.000951	0	0.000242	0.001194	0.00312	0.002147	0.006461	0.001034	0	0.000264	0.001298	0.01248	0.006135	0.019913	223.339	0	10.11201	233.451	0.000763
Statewide Totals	2022	LHDT1	Aggregate	Aggregate	Gasoline	544428.9	19918185.31	19918185	0	8111179	0	5.507017	0.023363	6.073305	11.60368	0.033499	0	0.003497	0.036995	0.043912	0.5994	0.680307	0.036433	0	0.003803	0.040236	0.175648	1.712571	1.928455	17660.44	73.09471	231.3403	17964.87	0.231846
Statewide Totals	2022	LHDT1	Aggregate	Aggregate	Diesel	389745.9	14556630.88	14556631	0	4902513	0	38.71576	0.975411	0	39.69117	0.703236	0.011563	0	0.714799	0.048138	0.438054	1.200991	0.735034	0.012086	0	0.747119	0.192551	1.251583	2.191254	9457.101	58.67358	0	9515.774	0.147994
Statewide Totals	2022	LHDT2	Aggregate	Aggregate	Gasoline	77809.99	2819605.111	2819605	0	1159253	0	0.648812	0.00333	0.865052	1.517194	0.003882	0	0.000369	0.004251	0.006216	0.098992	0.10946	0.004222	0	0.000401	0.004623	0.024865	0.282836	0.312324	2766.276	12.06448	33.14875	2811.49	0.021275
Statewide Totals	2022	LHDT2	Aggregate	Aggregate	Diesel	146007.3	5721386.57	5721387	0	1836589	0	10.76615	0.353629	0	11.11977	0.223772	0.004275	0	0.228047	0.01892	0.20087	0.447837	0.23389	0.004468	0	0.238358	0.075681	0.573914	0.887953	4477.189	34.94392	0	4512.133	0.047607
Statewide Totals	2022	MCY	Aggregate	Aggregate	Gasoline	688600.8	4045590.915	4045591	0	1377202	0	2.854007	0	0.244712	3.09872	0.008608	0	0.005512	0.01412	0.00446	0.01873	0.03731	0.009181	0	0.005842	0.015022	0.017838	0.053514	0.086374	870.9139	0	80.49857	951.4125	0.874191
Statewide Totals	2022	MDV	Aggregate	Aggregate	Gasoline	4194606	153878564.3	1.54E+08	0	19210125	0	26.35456	0	11.7273	38.08186	0.255663	0	0.04936	0.305023	0.339244	0.546451	1.190718	0.278014	0	0.053673	0.331686	1.356977	1.561288	3.249951	76389.19	0	2408.209	78797.4	1.0417
Statewide Totals	2022	MDV	Aggregate	Aggregate	Diesel	65562.93	2614655.725	2614656	0	309843	0	0.328435	0	0	0.328435	0.023128	0	0	0.023128	0.005764	0.009015	0.037907	0.024173	0	0	0.024173	0.023057	0.025758	0.072989	1252.407	0	0	1252.407	0.002369
Statewide Totals	2022	MDV	Aggregate	Aggregate	Electricity	14432.6	532367.6994	0	532367.7	74304.77	205537.9	0	0	0	0	0	0	0	0	0.001174	0.000894	0.002067	0	0	0	0	0.004695	0.002554	0.007248	0	0	0	0	0
Statewide Totals	2022	MDV	Aggregate	Aggregate	Plug-in Hyb	19497.13	913414.9003	469582.9	443832	80620.62	134050.5	0.003431	0	0.010077	0.013508	0.000806	0	0.000214	0.00102	0.002014	0.001376	0.00441	0.000877	0	0.000233	0.001109	0.008055	0.003932	0.013096	148.6208	0	8.796865	157.4177	0.000502
Statewide Totals	2022	MH	Aggregate	Aggregate	Gasoline	94610.42	842891.6435	842891.6	0	9464.827	0	0.485364	0	0.004186	0.48955	0.001499	0	4.54E-06	0.001504	0.002787	0.014335	0.018627	0.001631	0	4.93E-06	0.001636	0.01115	0.040958	0.053743	1731.713	0	0.333148	1732.046	0.017598
Statewide Totals	2022	MH	Aggregate	Aggregate	Diesel	35746.93	339063.7117	339063.7	0	3574.693	0	1.710434	0	0	1.710434	0.045748	0	0	0.045748	0.001495	0.005747	0.05299	0.047817	0	0	0.047817	0.00598	0.016421	0.070217	390.818	0	0	390.818	0.001929
Statewide Totals	2022	MHDT	Aggregate	Aggregate	Gasoline	51781.25	2721967.294	2721967	0	1036039	0	1.874817	0.005053	0.508166	2.388036	0.00344	0	0.000643	0.004083	0.009001	0.046159	0.059243	0.003742	0	0.000699	0.004441	0.036005	0.131883	0.172329	5229.841	31.32963	54.37556	5315.546	0.058064
Statewide Totals	2022	MHDT	Aggregate	Aggregate	Diesel	269999.8	11888586.82	11888587	0	3210829	0	21.32226	4.60538	5.196791	31.12443	0.227931	0.011792	0	0.239723	0.039315	0.203088	0.482126	0.238237	0.012326	0	0.250562	0.157259	0.580252	0.988074	14726.24	691.9275	0	15418.17	0.024534
Statewide Totals	2022	MHDT	Aggregate	Aggregate	Natural Ga	2682.505	130841.2014	130841.2	0	24275.95	0	0.017974	0.019535	0	0.037509	0.000138	5.12E-05	0	0.00019	0.000433	0.00224	0.002863	0.00015	5.57E-05	0	0.000206	0.001731	0.006401	0.008338	132.6671	15.90223	0	148.5694	0.089404
Statewide Totals	2022	OBUS	Aggregate	Aggregate	Gasoline	14156.38	662542.8815	662542.9	0	283240.9	0	0.456245	0.001012	0.127871	0.585128	0.00062	0	9.1E-05	0.000711	0.002191	0.011321	0.014223	0.000674	0	9.9E-05	0.000773	0.008764	0.032345	0.041882	1290.585	6.000156	10.04872	1306.633	0.012533
Statewide Totals	2022	OBUS	Aggregate	Aggregate	Diesel	9619.51	714733.6466	714733.6	0	112668.2	0	1.632651	0.147583	0.184918	1.965153	0.029325	0.000201	0	0.029525	0.002364	0.016252	0.04814	0.03065	0.00021	0	0.03086	0.009454	0.046433	0.086748	1089.674	28.25897	0	1117.933	0.003042
Statewide Totals	2022	OBUS	Aggregate	Aggregate	Natural Ga	785.017	46358.22531	46358.23	0	6986.651	0	0.009073	0.001352	0	0.010425	3.62E-05	2.85E-06	0	3.9E-05	0.000153	0.000794	0.000987	3.93E-05	3.1E-06	0	4.24E-05	0.000613	0.00227	0.002926	47.97119	1.055733	0	49.02692	0.030001
Statewide Totals	2022	SBUS	Aggregate	Aggregate	Gasoline	6320.118	332566.391	332566.4	0	25280.47	0	0.258091	0.00642	0.01929	0.283801	0.00043	0	1.6E-05	0.000446	0.000733	0.005869	0.007048	0.000468	0	1.74E-05	0.000485	0.002933	0.016768	0.020186	316.1102	18.33239	1.674504	336.1171	0.006764
Statewide Totals	2022	SBUS	Aggregate	Aggregate	Diesel	19453.89	433547.7509	433547.8	0	281692.3	0	2.793233	0.568614	0.116595	3.478442	0.01521	0.000679	0	0.015889	0.001434	0.007596	0.024919	0.015898	0.000709	0	0.016607	0.005735	0.021704	0.044046	566.4898	48.80455	0	615.2943	0.001989
Statewide Totals	2022	SBUS	Aggregate	Aggregate	Natural Ga	4005.238	101927.8052	101927.8	0	57995.84	0	0.085887	0.023125	0	0.109012	0.000443	5.36E-05	0	0.000496	0.000337	0.001824	0.002657	0.000481	5.83E-05	0	0.00054	0.001348	0.00521	0.007098	179.8133	18.40684	0	198.2201	0.483551
Statewide Totals	2022	UBUS	Aggregate	Aggregate	Gasoline	2788.073	239525.6947	239525.7	0	11152.29	0	0.036164	0	0.009476	0.045639	0.000252	0	5.15E-06	0.000257	0.000645	0.009186	0.010088	0.000274	0	5.6E-06	0.00028	0.002579	0.026246	0.029105	354.7719	0	0.95509	355.727	0.00082
Statewide Totals	2022	UBUS	Aggregate	Aggregate	Diesel	3556.206	356650.3672	356650.4	0	14224.83	0	0.34285	0	0	0.34285	0.002673	0	0	0.002673	0.003079	0.015118	0.02087	0.002794	0	0	0.002794	0.012317	0.043195	0.058305	500.8795	0	0	500.8795	0.001562
Statewide Totals	2022	UBUS	Aggregate	Aggregate	Electricity	194.5299	9498.305625	0	9498.306	778.1197	18675.05	0	0	0	0	0	0	0	0	8.11E-05	0.000201	0.000282	0	0	0	0	0.000324	0.000574	0.000899	0	0	0	0	0
Statewide Totals	2022	UBUS	Aggregate	Aggregate	Natural Ga	7721.321	899268.9507	899269	0	30885.28	0	0.557222	0	0	0.557222	0.000441	0	0	0.000441	0.008088	0.038062	0.04659	0.000461	0	0	0.000461	0.032351	0.108748	0.14156	2154.644	0	0	2154.644	2.38846
Statewide Totals	2023	HHDT	Aggregate	Aggregate	Gasoline	189.0791	10317.75033	10317.75	0	3783.095	0	0.09335	0	0.003757	0.097107	3.05E-05	0	6.83E-06	3.73E-05	5.69E-05	0.000387	0.000481	3.32E-05	0	7.43E-06	4.06E-05	0.000227	0.001106	0.001374	26.26915	0	0.22852	26.49767	0.002779
Statewide Totals	2023	HHDT	Aggregate	Aggregate	Diesel	296921.7	42074958.62	42074959	0	4821966	0	85.71613	25.2184	14.49003	125.4246	1.289313	0.012169	0	1.301482	0.411444	1.247138	2.960063	1.34761	0.012719	0	1.360329	1.645775	3.563251	6.569355	74442.26	4893.694	0	79335.95	0.033761
Statewide Totals	2023	HHDT	Aggregate	Aggregate	Electricity	239.3567	17275.84091	0	17275.84	4122.884	31347.02	0	0	0	0	0	0	0	0	0.000169	0.000253	0.000422	0	0	0	0	0.000675	0.000722	0.001398	0	0	0	0	0
Statewide Totals	2023	HHDT	Aggregate	Aggregate	Natural Ga	17070.81	1143013.93	1143014	0	122957.8	0	1.435068	0.19544	0	1.630509	0.002818	0.000333	0	0.003151	0.01134	0.065885	0.080375	0.003065	0.000362	0	0.003427	0.045358	0.188243	0.237028	1646.271	167.8743	0	1814.145	2.448759
Statewide Totals	2023	LDA	Aggregate	Aggregate	Gasoline	13036208	510256808.6	5.1E+08	0	60476336	0	27.02733	0	17.855	44.88234	0.750647	0	0.134706	0.885354	1.124924	1.516665	3.526943	0.816389	0	0.1465	0.96289	4.499698	4.333328	9.795915	163510.7	0	4772.946	168283.7	1.627698
Statewide Totals	2023	LDA	Aggregate	Aggregate	Diesel	49454.89	1518369.794	1518370	0	209056.5	0	0.434496	0	0	0.434496	0.035786	0	0	0.035786	0.003347	0.004533	0.043666	0.037404	0	0	0.037404	0.01339	0.012951	0.063744	410.2041	0	0	410.2041	0.00284
Statewide Totals	2023	LDA	Aggregate	Aggregate	Electricity	606057.4	27655354.17	0	27655354	3028420	10677249	0	0	0	0	0	0	0	0	0.06097	0.046615	0.107584	0	0	0	0	0.243878	0.133185	0.377063	0	0	0	0	0
Statewide Totals	2023	LDA	Aggregate	Aggregate	Plug-in Hyb	320429.2	15076548.37	7636700	7439848	1324975	2247056	0.055958	0	0.165568	0.221525	0.011693	0	0.003085	0.014777	0.033238	0.022847	0.070863	0.012717	0	0.003355	0.016072	0.132952	0.065278	0.214302	2422.846	0	96.09198	2518.938	0.008226
Statewide Totals	2023	LDT1	Aggregate	Aggregate	Gasoline	1352185	45737125.5	45737126	0	5886607	0	9.724748	0	3.091171	12.81592	0.11621	0	0.021407	0.137617	0.100833	0.167296	0.405746	0.126382	0	0.023281	0.149663	0.403333	0.477987	1.030983	17558.67	0	594.8146	18153.49	0.501139
Statewide Totals	2023	LDT1	Aggregate	Aggregate	Diesel	750.0103	10858.45515	10858.46	0	2181.39	0	0.019033	0	0	0.019033	0.002941	0	0	0.002941	2.39E-05	4.49E-05	0.00301	0.003074	0	0	0.003074	9.58E-05	0.000128	0.003298	5.12392	0	0	5.12392	0.000175
Statewide Totals	2023	LDT1	Aggregate	Aggregate	Electricity	2390.36	91017.42167	0	91017.42	11216.68	35140.24	0	0	0	0	0	0	0	0	0.000201	0.000154	0.000355	0	0	0	0	0.000803	0.00044	0.001243	0	0	0	0	0
Statewide Totals	2023	LDT1	Aggregate	Aggregate	Plug-in Hyb	1000.889	51641.57594	23797.04	27844.53	4138.674	8409.879	0.000175	0	0.000517	0.000692	2.42E-05	0	6.42E-06	3.06E-05	0.000114	7.9E-05	0.000223	2.63E-05	0	6.98E-06	3.33E-05	0.000455	0.000226	0.000714	7.581456	0	0.322735	7.904191	2.58E-05
Statewide Totals	2023	LDT2	Aggregate	Aggregate	Gasoline	6085859	241447853.3	2.41E+08	0	28427214	0	22.59349	0	11.51314	34.10663	0.369274	0	0.063355	0.432628	0.532302	0.844183	1.809113	0.401615	0	0.068903	0.470519	2.129207	2.411951	5.011677	95779.07	0	2814.023	98593.1	0.980137
Statewide Totals	2023	LDT2	Aggregate	Aggregate	Diesel	20752.73	867791.8579	867791.9	0	99255.56	0	0.057865	0	0	0.057865	0.006085	0	0	0.006085	0.001913	0.002985	0.010983	0.00636	0	0	0.00636	0.007653	0.008529	0.022541	310.4064	0	0	310.4064	0.000808
Statewide Totals	2023	LDT2	Aggregate	Aggregate	Electricity	24333.42	895821.3357	0	895821.3	124904.6	345861	0	0	0	0	0	0	0	0	0.001975	0.001505	0.00348	0	0	0	0	0.0079	0.004301	0.012201	0	0	0	0	0
Statewide Totals	2023	LDT2	Aggregate	Aggregate	Plug-in Hyb	38200.55	1902625.986	912437.3	990188.7	157959.3	299066.5	0.006701	0	0.019735	0.026435	0.00114	0	0.000302	0.001441	0.004195	0.0029	0.008536	0.00124	0	0.000328	0.001568	0.016778	0.008285	0.026631	290.2837	0	13.36989	303.6535	0.000987
Statewide Totals	2023	LHDT1	Aggregate	Aggregate	Gasoline	539256.9	20090803.94	20090804	0	8034124	0	4.969435	0.022549	5.869257	10.86124	0.032582	0	0.003224	0.035806	0.044293	0.604595	0.684693	0.035436	0	0.003506	0.038942	0.177171	1.727413	1.943526	17385.29	71.81242	228.8792	17685.98	0.210476
Statewide Totals	2023	LHDT1	Aggregate	Aggregate	Diesel	388878.7	14676625.81	14676626	0	4891605	0	35.56237	0.939524	0	36.5019	0.666651	0.011475	0	0.678126	0.048535	0.441665	1.168325	0.696794	0.011994	0	0.708788	0.194139	1.2619	2.164827	9461.182	58.00267	0	9519.185	0.140869
Statewide Totals	2023	LHDT2	Aggregate	Aggregate	Gasoline	76955.76	2814627.274	2814627	0	1146526	0	0.580932	0.003207	0.837038	1.421178	0.003737	0	0.000334	0.004071	0.006205	0.098818	0.109094	0.004064	0	0.000364	0.004428	0.024821	0.282336	0.311585	2708.079	11.84942	32.55597	2752.485	0.018544
Statewide Totals	2023	LHDT2	Aggregate	Aggregate	Diesel	148912.6	5867400.094	5867400	0	1873134	0	10.06171	0.346251	0	10.40796	0.217796	0.004359	0	0.222155	0.019403	0.205996	0.447555	0.227644	0.004556	0	0.2322	0.077612	0.588561	0.898373	4538.252	35.2879	0	4573.54	0.046437
Statewide Totals	2023	MCY	Aggregate	A

Region	Calendar Year	Vehicle Category	Model Year	Speed	Fuel	Population	Total VMT	CVMT	EVMT	Trips	Energy Consumption	NOx_RUNEX	NOx_IDLEX	NOx_STREX	NOx_TOTEX	PM2.5_RUNEX	PM2.5_IDLEX	PM2.5_STREX	PM2.5_TOTEX	PM2.5_PMTW	PM2.5_PMBW	PM2.5_TOTAL	PM10_RUNEX	PM10_IDLEX	PM10_STREX	PM10_TOTEX	PM10_PMTW	PM10_PMBW	PM10_TOTAL	CO2_RUNEX	CO2_IDLEX	CO2_STREX	CO2_TOTEX	CH4_RUNEX
Statewide Totals	2023	OBUS	Aggregate	Aggregate	Diesel	9734.29	721872.4661	721872.5	0	113900.7	0	1.376111	0.133869	0.202342	1.712322	0.028259	0.000189	0	0.028448	0.002387	0.016287	0.047123	0.029537	0.000198	0	0.029735	0.009549	0.046535	0.085818	1099.621	27.8232	0	1127.444	0.002586
Statewide Totals	2023	OBUS	Aggregate	Aggregate	Natural Ga	698.4803	42569.08851	42569.09	0	6216.475	0	0.008095	0.0012	0	0.009295	3.51E-05	2.62E-06	0	3.77E-05	0.000141	0.00073	0.000909	3.82E-05	2.85E-06	0	4.1E-05	0.000563	0.002086	0.002691	43.86601	0.936012	0	44.80202	0.02804
Statewide Totals	2023	SBUS	Aggregate	Aggregate	Gasoline	6403.731	339813.0891	339813.1	0	25614.92	0	0.254366	0.006512	0.019972	0.28085	0.000409	0	1.55E-05	0.000425	0.000749	0.005997	0.007171	0.000445	0	1.69E-05	0.000462	0.002997	0.017135	0.020594	321.6418	18.50448	1.68119	341.8275	0.006376
Statewide Totals	2023	SBUS	Aggregate	Aggregate	Diesel	19414.91	430279.1865	430279.2	0	281127.9	0	2.624215	0.555175	0.122982	3.302371	0.014092	0.000622	0	0.014714	0.001423	0.007538	0.023675	0.014729	0.00065	0	0.015379	0.005692	0.021537	0.042608	559.4635	48.54663	0	608.0101	0.001895
Statewide Totals	2023	SBUS	Aggregate	Aggregate	Electricity	11.11701	129.1349043	0	129.1349	160.9744	141.657	0	0	0	0	0	0	0	0	4.27E-07	1.14E-06	1.57E-06	0	0	0	0	1.71E-06	3.25E-06	4.96E-06	0	0	0	0	0
Statewide Totals	2023	SBUS	Aggregate	Aggregate	Natural Ga	4168.045	105067.2347	105067.2	0	60353.29	0	0.085443	0.024015	0	0.109459	0.000456	5.7E-05	0	0.000513	0.000347	0.00188	0.002741	0.000496	6.2E-05	0	0.000558	0.00139	0.005371	0.007319	183.9127	19.17418	0	203.0868	0.491089
Statewide Totals	2023	UBUS	Aggregate	Aggregate	Gasoline	2809.41	241270.1909	241270.2	0	11237.64	0	0.036036	0	0.009387	0.045424	0.000271	0	5.67E-06	0.000276	0.00065	0.009254	0.01018	0.000294	0	6.16E-06	0.0003	0.002599	0.026439	0.029338	356.4943	0	0.960782	357.4551	0.000817
Statewide Totals	2023	UBUS	Aggregate	Aggregate	Diesel	3568.888	358275.8377	358275.8	0	14275.55	0	0.310931	0	0	0.310931	0.002673	0	0	0.002673	0.003091	0.015187	0.020951	0.002794	0	0	0.002794	0.012363	0.043391	0.058548	499.411	0	0	499.411	0.001513
Statewide Totals	2023	UBUS	Aggregate	Aggregate	Electricity	194.4701	9492.540803	0	9492.541	777.8803	18663.86	0	0	0	0	0	0	0	0	8.1E-05	0.000201	0.000282	0	0	0	0	0.000324	0.000574	0.000898	0	0	0	0	0
Statewide Totals	2023	UBUS	Aggregate	Aggregate	Natural Ga	7792.238	906946.2194	906946.2	0	31168.95	0	0.51948	0	0	0.51948	0.00047	0	0	0.00047	0.00816	0.038387	0.047017	0.000491	0	0	0.000491	0.032639	0.109678	0.142808	2149.247	0	0	2149.247	2.59985
Statewide Totals	2024	HHDT	Aggregate	Aggregate	Gasoline	150.1222	9389.358933	9389.359	0	3003.645	0	0.079921	0	0.002624	0.082545	2.24E-05	0	4.63E-06	2.7E-05	5.17E-05	0.000343	0.000421	2.43E-05	0	5.03E-06	2.94E-05	0.000207	0.000979	0.001215	23.21137	0	0.181106	23.39248	0.002162
Statewide Totals	2024	HHDT	Aggregate	Aggregate	Diesel	307158.3	42799671.17	42799671	0	4993670	0	83.68647	25.65034	15.2435	124.5803	1.29903	0.01202	0	1.31105	0.418577	1.264842	2.994469	1.357767	0.012563	0	1.37033	1.674306	3.613834	6.658471	74657.32	4955.324	0	79612.64	0.032976
Statewide Totals	2024	HHDT	Aggregate	Aggregate	Electricity	918.0862	104803.1987	0	104803.2	13920.56	190780.1	0	0	0	0	0	0	0	0	0.001011	0.001579	0.002591	0	0	0	0	0.004046	0.004512	0.008558	0	0	0	0	0
Statewide Totals	2024	HHDT	Aggregate	Aggregate	Natural Ga	17975.31	1182489.028	1182489	0	129220.4	0	1.349618	0.199683	0	1.549301	0.00275	0.000361	0	0.003111	0.011731	0.068612	0.083455	0.002991	0.000393	0	0.003383	0.046925	0.196036	0.246344	1675.765	175.8829	0	1851.648	2.380699
Statewide Totals	2024	LDA	Aggregate	Aggregate	Gasoline	12932359	508129292.9	5.08E+08	0	59956651	0	24.16913	0	16.87067	41.0398	0.721321	0	0.129196	0.850516	1.120234	1.506025	3.476775	0.784502	0	0.140512	0.925014	4.480936	4.302928	9.708878	159617.2	0	4630.758	164247.9	1.461001
Statewide Totals	2024	LDA	Aggregate	Aggregate	Diesel	46051.86	1393608.456	1393608	0	193568.4	0	0.360682	0	0	0.360682	0.029534	0	0	0.029534	0.003072	0.004164	0.036771	0.03087	0	0	0.03087	0.01229	0.011897	0.055056	373.2551	0	0	373.2551	0.002382
Statewide Totals	2024	LDA	Aggregate	Aggregate	Electricity	698861	32845574.25	0	32845574	3479885	12681103	0	0	0	0	0	0	0	0	0.072412	0.055386	0.127798	0	0	0	0	0.289648	0.158245	0.447894	0	0	0	0	0
Statewide Totals	2024	LDA	Aggregate	Aggregate	Plug-in Hyb	352849.7	16532073.19	8174940	8357133	1459034	2524103	0.059784	0	0.182349	0.242133	0.01189	0	0.003242	0.015132	0.036447	0.025108	0.076688	0.012931	0	0.003526	0.016458	0.145788	0.071738	0.233984	2588.904	0	104.2021	2693.106	0.00874
Statewide Totals	2024	LDT1	Aggregate	Aggregate	Gasoline	1316922	44795753.09	44795753	0	5731283	0	8.594696	0	2.843147	11.43784	0.106275	0	0.019594	0.125869	0.098758	0.163406	0.388034	0.115581	0	0.02131	0.136891	0.395031	0.466875	0.998798	16908.48	0	566.2977	17474.78	0.442141
Statewide Totals	2024	LDT1	Aggregate	Aggregate	Diesel	676.7857	9607.209403	9607.209	0	1931.286	0	0.016783	0	0	0.016783	0.002591	0	0	0.002591	2.12E-05	3.97E-05	0.002651	0.002708	0	0	0.002708	8.47E-05	0.000113	0.002906	4.528503	0	0	4.528503	0.000154
Statewide Totals	2024	LDT1	Aggregate	Aggregate	Electricity	2849.747	117980.0806	0	117980.1	13553.72	45550.05	0	0	0	0	0	0	0	0	0.00026	0.0002	0.00046	0	0	0	0	0.00104	0.00057	0.00161	0	0	0	0	0
Statewide Totals	2024	LDT1	Aggregate	Aggregate	Plug-in Hyb	1560.429	79994.38415	35736.68	44257.7	6452.374	13367.14	0.000262	0	0.000806	0.001068	3.55E-05	0	9.81E-06	4.53E-05	0.000176	0.000123	0.000344	3.86E-05	0	1.07E-05	4.92E-05	0.000705	0.000351	0.001105	11.36378	0	0.492054	11.85583	3.84E-05
Statewide Totals	2024	LDT2	Aggregate	Aggregate	Gasoline	6196168	247080529.8	2.47E+08	0	28942872	0	20.49462	0	10.88476	31.37938	0.36405	0	0.062756	0.426806	0.54472	0.861421	1.832947	0.395937	0	0.068253	0.46419	2.178879	2.461204	5.104272	95585.04	0	2789.632	98374.68	0.910577
Statewide Totals	2024	LDT2	Aggregate	Aggregate	Diesel	21611.88	901223.1187	901223.1	0	103163	0	0.052806	0	0	0.052806	0.005379	0	0	0.005379	0.001987	0.003104	0.01047	0.005623	0	0	0.005623	0.007947	0.008868	0.022438	315.937	0	0	315.937	0.000773
Statewide Totals	2024	LDT2	Aggregate	Aggregate	Electricity	35461.74	1293238.061	0	1293238	181272.4	499296.6	0	0	0	0	0	0	0	0	0.002851	0.002175	0.005026	0	0	0	0	0.011404	0.006213	0.017617	0	0	0	0	0
Statewide Totals	2024	LDT2	Aggregate	Aggregate	Plug-in Hyb	47478.44	2337538.051	1091736	1245802	196323.3	376269.5	0.007999	0	0.024531	0.03253	0.001294	0	0.000357	0.001651	0.005153	0.003572	0.010376	0.001408	0	0.000388	0.001796	0.020614	0.010205	0.032614	346.6135	0	16.3035	362.917	0.00117
Statewide Totals	2024	LHDT1	Aggregate	Aggregate	Gasoline	533444	20083806.48	20083806	0	7947521	0	4.454073	0.021734	5.659367	10.13517	0.031559	0	0.002968	0.034528	0.044277	0.604384	0.683189	0.034324	0	0.003228	0.037552	0.177109	1.726811	1.941472	16986.23	70.45167	226.1084	17282.79	0.18863
Statewide Totals	2024	LHDT1	Aggregate	Aggregate	Diesel	387023.5	14655800.96	14655801	0	4868269	0	32.3735	0.90263	0	33.27614	0.626548	0.011363	0	0.63791	0.048466	0.441038	1.127415	0.654877	0.011876	0	0.666754	0.193863	1.26011	2.120727	9378.892	57.19366	0	9436.086	0.132704
Statewide Totals	2024	LHDT1	Aggregate	Aggregate	Electricity	1635.665	123189.2944	0	123189.3	22849.2	74239.79	0	0	0	0	0	0	0	0	0.000272	0.001854	0.002125	0	0	0	0	0.001086	0.005296	0.006382	0	0	0	0	0
Statewide Totals	2024	LHDT2	Aggregate	Aggregate	Gasoline	76015.03	2788467.09	2788467	0	1132511	0	0.517988	0.003086	0.807372	1.328446	0.003598	0	0.000305	0.003903	0.006148	0.097899	0.10795	0.003914	0	0.000331	0.004245	0.02459	0.279712	0.308547	2632.668	11.62224	31.93345	2676.224	0.016132
Statewide Totals	2024	LHDT2	Aggregate	Aggregate	Diesel	151207.2	5947359.815	5947360	0	1901996	0	9.335175	0.337941	0	9.673116	0.210004	0.004428	0	0.214432	0.019668	0.208804	0.442903	0.219499	0.004628	0	0.224128	0.07867	0.596582	0.899379	4550.864	35.48906	0	4586.353	0.044773
Statewide Totals	2024	LHDT2	Aggregate	Aggregate	Electricity	423.3612	30210.37351	0	30210.37	5604.02	18069.62	0	0	0	0	0	0	0	0	6.66E-05	0.00053	0.000597	0	0	0	0	0.000266	0.001515	0.001782	0	0	0	0	0
Statewide Totals	2024	MCY	Aggregate	Aggregate	Gasoline	694600.9	4105358.564	4105359	0	1389202	0	2.740083	0	0.226535	2.966617	0.008715	0	0.005035	0.01375	0.004525	0.019007	0.037282	0.00931	0	0.005351	0.014661	0.018102	0.054305	0.087067	877.1475	0	77.5431	954.6906	0.834442
Statewide Totals	2024	MDV	Aggregate	Aggregate	Gasoline	4197181	156615967.6	1.57E+08	0	19226777	0	20.39704	0	9.883717	30.28076	0.234636	0	0.044483	0.279119	0.345279	0.555102	1.179501	0.25518	0	0.048377	0.303557	1.381117	1.586007	3.270681	74374.91	0	2295.878	76670.79	0.829541
Statewide Totals	2024	MDV	Aggregate	Aggregate	Diesel	65919.21	2563762.706	2563763	0	307396.5	0	0.268296	0	0	0.268296	0.020486	0	0	0.020486	0.005652	0.009006	0.035144	0.021412	0	0	0.021412	0.022609	0.025731	0.069752	1199.138	0	0	1199.138	0.002144
Statewide Totals	2024	MDV	Aggregate	Aggregate	Electricity	38622.03	1409204.243	0	1409204	197450.8	544069.1	0	0	0	0	0	0	0	0	0.003107	0.002369	0.005476	0	0	0	0	0.012427	0.006769	0.019196	0	0	0	0	0
Statewide Totals	2024	MDV	Aggregate	Aggregate	Plug-in Hyb	29857.22	1395121.492	669668.5	725453	123459.6	219108.4	0.00489	0	0.015431	0.020321	0.000958	0	0.000272	0.00123	0.003076	0.002122	0.006428	0.001042	0	0.000296	0.001338	0.012303	0.006063	0.019704	211.8657	0	12.82572	224.6914	0.00071
Statewide Totals	2024	MH	Aggregate	Aggregate	Gasoline	84519.02	770352.3129	770352.3	0	8455.283	0	0.358835	0	0.003908	0.362744	0.001218	0	3.59E-06	0.001222	0.002548	0.013095	0.016865	0.001325	0	3.9E-06	0.001329	0.01019	0.037415	0.048934	1580.849	0	0.293749	1581.142	0.012159
Statewide Totals	2024	MH	Aggregate	Aggregate	Diesel	35749.86	337480.3941	337480.4	0	3574.986	0	1.607655	0	0	1.607655	0.04211	0	0	0.04211	0.001488	0.005718	0.049316	0.044014	0	0	0.044014	0.005952	0.016336	0.066302	388.931	0	0	388.931	0.001848
Statewide Totals	2024	MHDT	Aggregate	Aggregate	Gasoline	49136.2	2647286.254	2647286	0	983117.1	0	1.329173	0.004816	0.463373	1.797362	0.00319	0	0.000541	0.003731	0.008754	0.044872	0.057357	0.00347	0	0.000588	0.004058	0.035018	0.128205	0.167281	4976.102	29.30065	50.03658	5055.439	0.039542
Statewide Totals	2024	MHDT	Aggregate	Aggregate	Diesel	277729.4	12176258.56	12176259	0	3314941	0	15.23975	4.058646	5.955458	25.25385	0.168451	0.008391	0	0.176842	0.040266	0.207909	0.425017	0.176068	0.00877	0	0.184838	0.161064	0.594026	0.939929	14960.3	687.0363	0	15647.33	0.015444
Statewide Totals	2024	MHDT	Aggregate	Aggregate	Electricity	845.6621	47203.33616	0	47203.34	10926.66	50979.04	0	0	0	0	0	0	0	0	0.000156	0.000403	0.000559	0	0	0	0	0.000624	0.001151	0.001775	0	0	0	0	0
Statewide Totals	2024	MHDT	Aggregate	Aggregate	Natural Ga	3069.098	148297.3761	148297.4	0	27145.41	0	0.017959	0.022405	0	0.040364	0.00017	6.31E-05	0	0.000233	0.00049	0.002539	0.003263	0.000185	6.87E-05	0	0.000253	0.001962	0.007256	0.009471	148.62	18.41299	0	167.033	0.103488
Statewide Totals	2024	OBUS	Aggregate	Aggregate	Gasoline	13168.72	597323.1986	597323.2	0	263479.8	0	0.358595	0.000942	0.118731	0.478268	0.000583	0	8.33E-05	0.000666	0.001975	0.010211	0.012853	0.000634	0	9.06E-05	0.000725	0.007901	0.029175	0.037801	1142.871	5.526333	9.224805	1157.622	0.009629
Statewide Totals	2024	OBUS	Aggregate	Aggregate	Diesel	9912.905	724559.1469	724559.1	0	116162.5	0	1.375859	0.136154	0.207084	1.719097	0.028235	0.000183	0	0.028418	0.002396	0.016357	0.047171	0.029512	0.000191	0	0.029703	0.009584	0.046735	0.086022	1099.178	28.24725	0	1127.426	0.0026
Statewide Totals	2024	OBUS	Aggregate	Aggregate	Electricity	25.1136	2191.950299	0	2191.95	502.4729	2370.847	0	0	0	0	0	0	0	0	7.25E-06	1.87E-05	2.59E-05	0	0	0	0	2.9E-05	5.34E-05	8.24E-05	0	0	0	0	0
Statewide Totals	2024	OBUS	Aggregate	Aggregate	Natural Ga	719.5198	43318.57774	43318.58	0	6403.726	0	0.007962	0.001233	0	0.009195	3.76E-05	2.77E-06	0	4.04E-05	0.000143	0.000744	0.000928	4.09E-05	3.01E-06	0	4.39E-05	0.000573	0.002126	0.002743	44.50784	0.963965	0	45.47181	0.028966
Statewide Totals	2024	SBUS	Aggregate	Aggregate	Gasoline	6487.546	345599.5183	345599.5	0	25950.18	0	0.246014	0.006603	0.020649	0.273267	0.000403	0	1.57E-05	0.000419	0.000762	0.0061	0.007281	0.000439	0	1.7E-05	0.000456	0.003048	0.017428	0.020932	325.887	18.68163	1.684178	346.2528	0.005993
Statewide Totals	2024	SBUS	Aggregate	Aggregate	Diesel	19340.78	426182.5409	426182.5	0	280054.5	0	2.456633	0.539742	0.128802	3.125178	0.013069	0.000571	0	0.01364	0.001409	0.007465	0.022514	0.01366	0.000596	0	0.014256	0.005637	0.021329	0.041222	551.5071	48.18731	0	599.6944	0.001806
Statewide Totals	2024	SBUS	Aggregate	Aggregate	Electricity	70.00474	2045.092783	0	2045.093	869.3358	2237.458	0	0	0	0	0	0	0	0	5.99E-06	1.8E-05	2.4E-05	0	0	0	0	2.4E-05	5.15E-05	7.54E-05	0	0	0	0	0
Statewide Totals	2024	SBUS	Aggregate	Aggregate	Natural Ga	4326.797	107950.3757	107950.4	0	62652.02	0	0.084916	0.024883	0	0.109799	0.000469	6.03E-05	0	0.000529	0.000357	0.001931	0.002818	0.00051	6.56E-05	0	0.000576	0.001428	0.005519	0.007522	187.6298	19.92242	0	207.5522	0.497744
Statewide Totals	2024	UBUS	Aggregate	Aggregate	Gasoline	2828.539	242804.0638	242804.1	0	11314.15	0	0.033579	0	0.008982	0.042561	0.000311	0	6.34E-06	0.000317	0.000654	0.009312	0.010283	0.000338	0	6.9E-06	0.000345	0.002615	0.026607	0.029567	354.6929	0	0.963002	355.6559	0.000807
Statewide Totals	2024	UBUS	Aggregate	Aggregate	Diesel	3498.152	350115.7745	350115.8	0	13992.61	0	0.145421	0	0	0.145421	0.002546	0	0	0.002546	0.003016	0.014837	0.0204	0.002661	0	0	0.002661	0.012066	0.042392	0.05712	472.6904	0	0	472.6904	0.001206
Statewide Totals	2024	UBUS	Aggregate	Aggregate	Electricity	313.7353	24321.75384	0	24321.75	1254.941	46816.64	0	0	0	0	0	0	0	0	0.00022	0.000516	0.000735	0	0	0	0	0.000878	0.001473	0.002351	0	0	0	0	0
Statewide Totals	2024	UBUS	Aggregate	Aggregate	Natural Ga	7829.208	909762.2065	909762.2	0	31316.83	0	0.481057	0	0	0.481057	0.000464	0	0	0.000464	0.008181	0.038509	0.047154	0.000485	0	0	0.000485	0.032725	0.110026	0.143236	2132.111	0	0	2132.111	2.773741
Statewide Totals	2025	HHDT	Aggregate	Aggregate	Gasoline	126.6604	8734.328026	8734.328	0	2534.221	0	0.066097	0	0.001825	0.067922	1.81E-05	0	3.45E-06	2.15E-05	4.81E-05	0.000312	0.000382	1.97E-05	0	3.75E-06	2.34E-05	0.000193	0.000892	0.001108	21.0604	0	0.153339	21.23174	0.001684
Statewide Totals	2025	HHDT	Aggregate	Aggregate	Diesel	315961.6	43487031.15	43487031	0	5139397	0	81.88764	25.82029	15.84766	123.5556	1.301437	0.011872	0	1.31331	0.425361	1.285225	3.023895	1.360283	0.012409	0	1.372692	1.701442	3.672071	6.746204	74649.07	4989.487	0	79638.56	0.032354
Statewide Totals	2025	HHDT	Aggregate	Aggregate	Electricity	2016.602	241557.247	0	241557.2	29746.78	439847	0	0	0	0	0	0	0	0	0.002324	0.0037	0.006024	0	0	0	0	0.009296	0.01057	0.019867	0	0	0	0	0
Statewide Totals	2025	HHDT	Aggregate	Aggregate	Natural Ga	18819.84	1219353.786	1219354	0	135122.5	0	1.269296	0.20322	0	1.472516	0.00269	0.000389	0	0.003079	0.012097	0.07117	0.086346	0.002925	0.000423	0	0.003348	0.048388	0.203342	0.255079	1706.423	183.2992	0	1889.722	2.314852
Statewide Totals	2025	LDA	Aggregate	Aggregate	Gasoline	12837663	503812695	5.04E+08	0	59480990	0	21.78249	0	15.97934	37.76183	0.694046	0	0.124743	0.818789	1.110718	1.492202	3.421709	0.754838	0	0.135669	0.890508	4.442871	4.263434	9.596813	154977.9	0	4491.924	159469.8	1.317941
Statewide Totals	2025	LDA	Aggregate	Aggregate	Diesel	42627.75	1266876.471	1266876	0	178260.3	0	0.296086	0	0	0.296086	0.024901	0	0	0.024901	0.002793	0.003794	0.031488	0.026027	0	0	0.026027	0.011172	0.010841	0.04804	336.1906	0	0	336.1906	0.002044
Statewide Totals	2025	LDA	Aggregate	Aggregate	Electricity	792351.3	38110990.41	0	38110990	3931211	14713988	0	0	0	0	0	0	0	0	0.08402	0.064291	0.148312	0	0	0	0	0.336081	0.183689	0.519771	0	0	0	0	0
Statewide Totals	2025	LDA	Aggregate	Aggregate	Plug-in Hyb	383663.1	17814254.34	8595793	9218461	1586447	2784250	0.062849	0	0.198304	0.261153	0.011977	0	0.003386	0.015363	0.039274	0.02714	0.081777	0.013026	0	0.003683	0.016709	0.157095	0.077542	0.251345	2721.071	0	111.4725	2832.544	0.009145
Statewide Totals	2025	LDT1	Aggregate	Aggregate	Gasoline	1284222	43707488.99	43707489	0	5587632	0	7.577018	0	2.616372	10.19339	0.097434	0	0.018045	0.115479	0.096359	0.159348	0.371186	0.105968	0	0.019626	0.125594	0.385434	0.455281	0.966309	16205.92	0	539.5178	16745.43	0.389447
Statewide Totals	2025	LDT1	Aggregate	Aggregate	Diesel	610.9429	8457.802623	8457.803	0	1710.135	0	0.014708	0	0	0.014708	0.002271	0	0	0.002271	1.86E-05	3.49E-05	0.002325	0.002374	0	0	0.002374	7.46E-05	9.97E-05	0.002548	3.984422	0	0	3.984422	0.000135
Statewide Totals	2025	LDT1	Aggregate	Aggregate	Electricity	3472.828	154253.7054	0	154253.7	16713.3	59554.66	0	0	0	0	0	0	0	0	0.00034	0.000261	0.000601	0	0	0	0	0.00136	0.000744	0.002105	0	0	0	0	0
Statewide Totals	2025	LDT1	Aggregate	Aggregate	Plug-in Hyb	2255.843	114380.1735	49613.65	64766.53	9327.91	19561.42	0.000364	0	0.001165	0.001528	4.86E-05	0	1.4E-05	6.27E-05	0.000252	0.000176	0.000491	5.29E-05	0	1.52E-05	6.82E-05	0.001009	0.000503	0.00158	15.77097	0	0.695256	16.46623	5.3E-05
Statewide Totals	2025	LDT2	Aggregate	Aggregate	Gasoline	6307224	251275667.7	2.51E+08	0	29454216	0	18.68909	0	10.36782	29.05691	0.358823	0	0.062371	0.421194	0.553968	0.876119	1.851281	0.390253	0	0.067834	0.458087	2.215874	2.503196	5.177156	94786.08	0	2763.38	97549.46	0.847395
Statewide Totals	2025	LDT2	Aggregate	Aggregate	Diesel	22395.21	926401.2108	926401.2	0	106650.1	0	0.048693	0	0	0.048693	0.005102	0	0	0.005102	0.002042	0.003201	0.010345	0.005333	0	0	0.005333	0.008169	0.009146	0.022648	318.0267	0	0	318.0267	0.000769
Statewide Totals	2025	LDT2	Aggregate	Aggregate	Electricity	47977.69	1724693.602	0	1724694	244230.9	665874.1	0	0	0	0	0	0	0	0	0.003802	0.002902	0.006704	0	0	0	0	0.015209	0.008291	0.0235	0	0	0	0	0
Statewide Totals	2025	LDT2	Aggregate	Aggregate	Plug-in Hyb	57212.96	2772425.406	1261716	1510709	236575.6	456279.2	0.009242	0	0.029564	0.038806	0.001441	0	0.000414	0.001856	0.006112	0.00425	0.012218	0.001568	0	0.000451	0.002019	0.024449	0.012143	0.03861	400.3858	0	19.2592	419.645	0.001345
Statewide Totals	2025	LHDT1	Aggregate	Aggregate	Gasoline	527137.6	19931916.9	19931917	0	7853565	0	3.946329	0.020924	5.436326	9.403579	0.030366	0	0.002716	0.033082	0.043942	0.599813	0.676838	0.033026	0	0.002954	0.03598	0.175769	1.713752	1.925501	16512.57	69.05067	223.0748	16804.69	0.164532
Statewide Totals	2025	LHDT1	Aggregate	Aggregate	Diesel	384627.7	14526

Region	Calendar Year	Vehicle Category	Model Year	Speed	Fuel	Population	Total VMT	CVMT	EVMT	Trips	Energy Consumption	NOx_RUNEX	NOx_IDLEX	NOx_STREX	NOx_TOTEX	PM2.5_RUNEX	PM2.5_IDLEX	PM2.5_STREX	PM2.5_TOTEX	PM2.5_PMTW	PM2.5_PMBW	PM2.5_TOTAL	PM10_RUNEX	PM10_IDLEX	PM10_STREX	PM10_TOTEX	PM10_PMTW	PM10_PMBW	PM10_TOTAL	CO2_RUNEX	CO2_IDLEX	CO2_STREX	CO2_TOTEX	CH4_RUNEX
Statewide Totals	2025	MH	Aggregate	Aggregate	Diesel	35686.68	334282.7873	334282.8	0	3568.668	0	1.547715	0	0	1.547715	0.040023	0	0	0.040023	0.001474	0.005663	0.047159	0.041832	0	0	0.041832	0.005896	0.016179	0.063907	385.2881	0	0	385.2881	0.001794
Statewide Totals	2025	MHDT	Aggregate	Aggregate	Gasoline	47979.48	2589381.432	2589381	0	959973.4	0	1.120606	0.004621	0.440357	1.565584	0.003094	0	0.000507	0.003601	0.008563	0.043893	0.056057	0.003365	0	0.000551	0.003916	0.034252	0.125407	0.163575	4815.788	28.39855	48.16081	4892.347	0.032839
Statewide Totals	2025	MHDT	Aggregate	Aggregate	Diesel	283391.9	12272299.68	12272300	0	3387538	0	14.00337	3.936493	6.094554	24.03442	0.149214	0.007058	0	0.156272	0.040584	0.209542	0.406397	0.155961	0.007377	0	0.163338	0.162335	0.59869	0.924363	14993.93	694.6095	0	15688.54	0.013619
Statewide Totals	2025	MHDT	Aggregate	Aggregate	Electricity	2457.805	136285.2157	0	136285.2	31554.2	146451.6	0	0	0	0	0	0	0	0	0.000451	0.001163	0.001614	0	0	0	0	0.001803	0.003322	0.005125	0	0	0	0	0
Statewide Totals	2025	MHDT	Aggregate	Aggregate	Natural Ga	3268.742	154575.5549	154575.6	0	28802.85	0	0.01788	0.023847	0	0.041727	0.000182	6.88E-05	0	0.000251	0.000511	0.002647	0.003409	0.000198	7.49E-05	0	0.000272	0.002045	0.007564	0.009881	154.2185	19.66339	0	173.8819	0.108708
Statewide Totals	2025	OBUS	Aggregate	Aggregate	Gasoline	12688.14	562871.6385	562871.6	0	253864.3	0	0.317506	0.000896	0.113957	0.43236	0.000563	0	8.03E-05	0.000643	0.001861	0.009621	0.012125	0.000612	0	8.73E-05	0.000699	0.007446	0.027488	0.035633	1066.555	5.297397	8.832418	1080.685	0.008401
Statewide Totals	2025	OBUS	Aggregate	Aggregate	Diesel	10199.29	727468.079	727468.1	0	120075.9	0	1.335519	0.136205	0.213092	1.684816	0.02738	0.000176	0	0.027557	0.002406	0.016433	0.046396	0.028618	0.000184	0	0.028803	0.009623	0.046952	0.085378	1092.699	29.0576	0	1121.757	0.002531
Statewide Totals	2025	OBUS	Aggregate	Aggregate	Electricity	61.64718	5272.884086	0	5272.884	1233.437	5703.46	0	0	0	0	0	0	0	0	1.74E-05	4.5E-05	6.24E-05	0	0	0	0	6.97E-05	0.000128	0.000198	0	0	0	0	0
Statewide Totals	2025	OBUS	Aggregate	Aggregate	Natural Ga	755.5383	44530.78426	44530.78	0	6724.291	0	0.007575	0.001289	0	0.008864	4.18E-05	3.05E-06	0	4.48E-05	0.000147	0.000765	0.000957	4.55E-05	3.31E-06	0	4.88E-05	0.000589	0.002185	0.002823	45.10853	1.009095	0	46.11763	0.030215
Statewide Totals	2025	SBUS	Aggregate	Aggregate	Gasoline	6558.351	348706.6724	348706.7	0	26233.4	0	0.232549	0.006589	0.021207	0.260344	0.000392	0	1.57E-05	0.000408	0.000769	0.006156	0.007332	0.000427	0	1.71E-05	0.000444	0.003075	0.017587	0.021106	327.5916	18.8198	1.68328	348.0947	0.005538
Statewide Totals	2025	SBUS	Aggregate	Aggregate	Diesel	19238.84	421680.3185	421680.3	0	278578.5	0	2.289389	0.521008	0.13364	2.944038	0.012127	0.000523	0	0.01265	0.001394	0.007385	0.02143	0.012676	0.000546	0	0.013222	0.005578	0.0211	0.0399	543.1055	47.73781	0	590.8433	0.001718
Statewide Totals	2025	SBUS	Aggregate	Aggregate	Electricity	151.4873	4630.488753	0	4630.489	1878.889	5066.355	0	0	0	0	0	0	0	0	1.36E-05	4.08E-05	5.44E-05	0	0	0	0	5.45E-05	0.000117	0.000171	0	0	0	0	0
Statewide Totals	2025	SBUS	Aggregate	Aggregate	Natural Ga	4484.09	110694.4559	110694.5	0	64929.62	0	0.084326	0.025743	0	0.11007	0.000481	6.35E-05	0	0.000544	0.000366	0.001981	0.002891	0.000523	6.91E-05	0	0.000592	0.001464	0.005659	0.007715	191.1301	20.66377	0	211.7939	0.503875
Statewide Totals	2025	UBUS	Aggregate	Aggregate	Gasoline	2845.621	244141.1428	244141.1	0	11382.49	0	0.033457	0	0.008779	0.042236	0.000332	0	6.72E-06	0.000339	0.000657	0.009363	0.010359	0.000361	0	7.3E-06	0.000368	0.002629	0.026751	0.029749	353.3199	0	0.965426	354.2853	0.000792
Statewide Totals	2025	UBUS	Aggregate	Aggregate	Diesel	3484.198	348958.0094	348958	0	13936.79	0	0.144571	0	0	0.144571	0.002539	0	0	0.002539	0.003001	0.014786	0.020326	0.002654	0	0	0.002654	0.012002	0.042247	0.056903	471.1033	0	0	471.1033	0.001201
Statewide Totals	2025	UBUS	Aggregate	Aggregate	Electricity	395.5557	35355.34247	0	35355.34	1582.223	68611.1	0	0	0	0	0	0	0	0	0.000317	0.00075	0.001067	0	0	0	0	0.001268	0.002142	0.00341	0	0	0	0	0
Statewide Totals	2025	UBUS	Aggregate	Aggregate	Natural Ga	7848.692	909542.8261	909542.8	0	31394.77	0	0.453127	0	0	0.453127	0.000472	0	0	0.000472	0.008187	0.038501	0.047159	0.000493	0	0	0.000493	0.032746	0.110002	0.143242	2110.718	0	0	2110.718	2.886391
Statewide Totals	2026	HHDT	Aggregate	Aggregate	Gasoline	102.1698	8117.226111	8117.226	0	2044.214	0	0.046717	0	0.000517	0.047235	1.35E-05	0	2.16E-06	1.56E-05	4.47E-05	0.000285	0.000346	1.47E-05	0	2.35E-06	1.7E-05	0.000179	0.000815	0.001011	18.99201	0	0.122818	19.11483	0.001244
Statewide Totals	2026	HHDT	Aggregate	Aggregate	Diesel	323622.8	44147347.53	44147348	0	5266387	0	80.36823	25.85841	16.34897	122.5756	1.313826	0.011707	0	1.325532	0.431887	1.311603	3.069023	1.373231	0.012236	0	1.385467	1.727548	3.747438	6.860453	74562.4	5007.23	0	79569.63	0.031842
Statewide Totals	2026	HHDT	Aggregate	Aggregate	Electricity	3519.608	425340.4079	0	425340.4	52038.79	774421.8	0	0	0	0	0	0	0	0	0.004094	0.006721	0.010815	0	0	0	0	0.016377	0.019202	0.035579	0	0	0	0	0
Statewide Totals	2026	HHDT	Aggregate	Aggregate	Natural Ga	19576.3	1252668.279	1252668	0	140280.1	0	1.189501	0.205494	0	1.394995	0.002634	0.000415	0	0.003049	0.012427	0.073549	0.089025	0.002865	0.000451	0	0.003316	0.04971	0.210139	0.263164	1732.772	189.6642	0	1922.436	2.239846
Statewide Totals	2026	LDA	Aggregate	Aggregate	Gasoline	12771098	500207112.7	5E+08	0	59152857	0	19.86115	0	15.21853	35.07968	0.664233	0	0.120636	0.784869	1.102769	1.478121	3.365759	0.722414	0	0.131202	0.853617	4.411075	4.223203	9.487894	150638.1	0	4367.68	155005.8	1.198625
Statewide Totals	2026	LDA	Aggregate	Aggregate	Diesel	38753.58	1143624.674	1143625	0	162077.9	0	0.235621	0	0	0.235621	0.01992	0	0	0.01992	0.002521	0.003424	0.025865	0.02082	0	0	0.02082	0.010085	0.009782	0.040687	299.9251	0	0	299.9251	0.001688
Statewide Totals	2026	LDA	Aggregate	Aggregate	Electricity	870559.2	41201804.22	0	41201804	4299875	15907297	0	0	0	0	0	0	0	0	0.090834	0.069543	0.160377	0	0	0	0	0.363338	0.198694	0.562032	0	0	0	0	0
Statewide Totals	2026	LDA	Aggregate	Aggregate	Plug-in Hyb	409333.9	18705424.72	8848460	9856964	1692595	2977097	0.064631	0	0.211605	0.276236	0.011776	0	0.003464	0.015241	0.041238	0.028556	0.085035	0.012807	0	0.003768	0.016575	0.164954	0.081588	0.263117	2798.271	0	117.262	2915.533	0.009355
Statewide Totals	2026	LDT1	Aggregate	Aggregate	Gasoline	1253937	42656830.63	42656831	0	5456153	0	6.688779	0	2.412918	9.101697	0.08944	0	0.01669	0.106129	0.094042	0.155136	0.355307	0.097274	0	0.018152	0.115425	0.376169	0.443245	0.934839	15531.96	0	514.7663	16046.73	0.343015
Statewide Totals	2026	LDT1	Aggregate	Aggregate	Diesel	518.9082	7018.170847	7018.171	0	1429.139	0	0.012025	0	0	0.012025	0.001857	0	0	0.001857	1.55E-05	2.88E-05	0.001901	0.001941	0	0	0.001941	6.19E-05	8.24E-05	0.002085	3.291924	0	0	3.291924	0.00011
Statewide Totals	2026	LDT1	Aggregate	Aggregate	Electricity	4237.206	192705.142	0	192705.1	20575.31	74400.09	0	0	0	0	0	0	0	0	0.000425	0.000325	0.00075	0	0	0	0	0.001699	0.000929	0.002629	0	0	0	0	0
Statewide Totals	2026	LDT1	Aggregate	Aggregate	Plug-in Hyb	2993.044	149253.9306	63631.08	85622.86	12376.24	25860.65	0.000466	0	0.001546	0.002011	5.98E-05	0	1.79E-05	7.76E-05	0.000329	0.00023	0.000637	6.5E-05	0	1.94E-05	8.45E-05	0.001316	0.000658	0.002058	20.20768	0	0.907971	21.11565	6.76E-05
Statewide Totals	2026	LDT2	Aggregate	Aggregate	Gasoline	6421310	254927112.9	2.55E+08	0	29974810	0	17.16018	0	9.951558	27.11174	0.350244	0	0.061635	0.411879	0.562018	0.88773	1.861627	0.380922	0	0.067034	0.447956	2.248074	2.536371	5.232401	93878.62	0	2740.63	96619.25	0.791892
Statewide Totals	2026	LDT2	Aggregate	Aggregate	Diesel	23123.46	946334.4932	946334.5	0	109779.1	0	0.046022	0	0	0.046022	0.005007	0	0	0.005007	0.002086	0.003273	0.010367	0.005234	0	0	0.005234	0.008345	0.009351	0.02293	318.3892	0	0	318.3892	0.000771
Statewide Totals	2026	LDT2	Aggregate	Aggregate	Electricity	60082.44	2125562.725	0	2125563	304367.6	820642.6	0	0	0	0	0	0	0	0	0.004686	0.003579	0.008265	0	0	0	0	0.018744	0.010225	0.028969	0	0	0	0	0
Statewide Totals	2026	LDT2	Aggregate	Aggregate	Plug-in Hyb	66397.59	3154315.371	1409311	1745004	274554	527043.3	0.010312	0	0.034315	0.044627	0.001538	0	0.000461	0.001999	0.006954	0.004845	0.013798	0.001673	0	0.000501	0.002174	0.027816	0.013843	0.043833	446.756	0	22.00969	468.7657	0.001492
Statewide Totals	2026	LHDT1	Aggregate	Aggregate	Gasoline	521613	19776450.43	19776450	0	7771256	0	3.511954	0.020172	5.221635	8.753762	0.029451	0	0.002515	0.031966	0.0436	0.595135	0.6707	0.032031	0	0.002735	0.034766	0.174398	1.700385	1.909549	16080.6	67.78633	220.2515	16368.64	0.145763
Statewide Totals	2026	LHDT1	Aggregate	Aggregate	Diesel	381362.9	14367442.99	14367443	0	4797065	0	26.2514	0.827497	0	27.07889	0.544706	0.011125	0	0.555831	0.047512	0.432361	1.035704	0.569335	0.011628	0	0.580963	0.190049	1.235317	2.006329	9090.356	55.34332	0	9145.7	0.115763
Statewide Totals	2026	LHDT1	Aggregate	Aggregate	Electricity	8665.64	577819.8459	0	577819.8	121229.6	348649.3	0	0	0	0	0	0	0	0	0.001274	0.008694	0.009968	0	0	0	0	0.005095	0.024841	0.029936	0	0	0	0	0
Statewide Totals	2026	LHDT2	Aggregate	Aggregate	Gasoline	73861.92	2697682.938	2697683	0	1100432	0	0.402293	0.002843	0.744675	1.149811	0.003329	0	0.000254	0.003583	0.005947	0.094712	0.104242	0.003621	0	0.000276	0.003897	0.023789	0.270605	0.298292	2463.037	11.13821	30.60697	2504.783	0.01201
Statewide Totals	2026	LHDT2	Aggregate	Aggregate	Diesel	154585.8	5988412.496	5988412	0	1944495	0	7.923938	0.319705	0	8.243642	0.192678	0.004539	0	0.197216	0.019803	0.210245	0.427265	0.20139	0.004744	0	0.206134	0.079213	0.6007	0.886046	4503.23	35.63004	0	4538.861	0.041042
Statewide Totals	2026	LHDT2	Aggregate	Aggregate	Electricity	2220.937	140970.4011	0	140970.4	29461.59	84383.84	0	0	0	0	0	0	0	0	0.000311	0.002475	0.002785	0	0	0	0	0.001243	0.00707	0.008314	0	0	0	0	0
Statewide Totals	2026	MCY	Aggregate	Aggregate	Gasoline	700014.8	4099379.526	4099380	0	1400030	0	2.609878	0	0.208997	2.818874	0.008842	0	0.005001	0.013843	0.004519	0.018979	0.037341	0.009456	0	0.005323	0.014779	0.018075	0.054226	0.08708	870.9426	0	74.89659	945.8392	0.791376
Statewide Totals	2026	MDV	Aggregate	Aggregate	Gasoline	4204929	156640983.8	1.57E+08	0	19259444	0	15.82118	0	8.393793	24.21497	0.216555	0	0.041355	0.257909	0.345334	0.554358	1.157602	0.235522	0	0.044977	0.280499	1.381338	1.583881	3.245718	70968.41	0	2187.485	73155.89	0.666564
Statewide Totals	2026	MDV	Aggregate	Aggregate	Diesel	65283.43	2448103.62	2448104	0	301015.7	0	0.211938	0	0	0.211938	0.017263	0	0	0.017263	0.005397	0.008706	0.031365	0.018043	0	0	0.018043	0.021589	0.024873	0.064505	1112.453	0	0	1112.453	0.001872
Statewide Totals	2026	MDV	Aggregate	Aggregate	Electricity	64706.91	2287087.487	0	2287087	327700.7	883004.5	0	0	0	0	0	0	0	0	0.005042	0.003851	0.008893	0	0	0	0	0.020169	0.011003	0.031172	0	0	0	0	0
Statewide Totals	2026	MDV	Aggregate	Aggregate	Plug-in Hyb	42277.36	1931382.074	875768.6	1055613	174816.9	318826.7	0.006393	0	0.021851	0.028243	0.001093	0	0.000337	0.00143	0.004258	0.002958	0.008646	0.001189	0	0.000366	0.001555	0.017032	0.008452	0.027039	276.9496	0	17.3453	294.2949	0.000919
Statewide Totals	2026	MH	Aggregate	Aggregate	Gasoline	76490.35	705607.6077	705607.6	0	7652.094	0	0.272111	0	0.003689	0.2758	0.00103	0	3.01E-06	0.001033	0.002333	0.011993	0.015359	0.00112	0	3.27E-06	0.001123	0.009334	0.034266	0.044723	1446.518	0	0.263053	1446.781	0.008908
Statewide Totals	2026	MH	Aggregate	Aggregate	Diesel	35579.5	331268.2017	331268.2	0	3557.95	0	1.490545	0	0	1.490545	0.037953	0	0	0.037953	0.001461	0.005611	0.045024	0.039669	0	0	0.039669	0.005843	0.016032	0.061543	381.8867	0	0	381.8867	0.001742
Statewide Totals	2026	MHDT	Aggregate	Aggregate	Gasoline	46911.62	2534575.211	2534575	0	938607.6	0	0.949769	0.004424	0.417374	1.371567	0.003028	0	0.000482	0.003509	0.008382	0.04297	0.054861	0.003293	0	0.000524	0.003817	0.033527	0.12277	0.160114	4666.192	27.55791	46.42256	4740.172	0.027679
Statewide Totals	2026	MHDT	Aggregate	Aggregate	Diesel	288372.5	12351100.12	12351100	0	3451074	0	12.831	3.800149	6.194135	22.82528	0.132621	0.005893	0	0.138515	0.040844	0.210893	0.390252	0.138618	0.00616	0	0.144778	0.163377	0.602552	0.910707	15004.61	700.4243	0	15705.04	0.011991
Statewide Totals	2026	MHDT	Aggregate	Aggregate	Electricity	4528.83	248001.2211	0	248001.2	58038.19	266048.2	0	0	0	0	0	0	0	0	0.00082	0.002116	0.002936	0	0	0	0	0.00328	0.006046	0.009326	0	0	0	0	0
Statewide Totals	2026	MHDT	Aggregate	Aggregate	Natural Ga	3462.308	160559.3354	160559.3	0	30435.34	0	0.017756	0.025231	0	0.042987	0.000193	7.44E-05	0	0.000268	0.000531	0.00275	0.003549	0.00021	8.1E-05	0	0.000291	0.002124	0.007858	0.010273	159.6005	20.87482	0	180.4754	0.113793
Statewide Totals	2026	OBUS	Aggregate	Aggregate	Gasoline	12243.46	532273.1222	532273.1	0	244967.1	0	0.278129	0.00085	0.108951	0.38793	0.000544	0	7.76E-05	0.000622	0.00176	0.009097	0.011479	0.000592	0	8.44E-05	0.000676	0.007041	0.02599	0.033707	998.6248	5.084963	8.461861	1012.172	0.007288
Statewide Totals	2026	OBUS	Aggregate	Aggregate	Diesel	10464.82	730601.5406	730601.5	0	123670.3	0	1.296863	0.135467	0.218153	1.650483	0.026491	0.000169	0	0.02666	0.002416	0.016566	0.045642	0.027689	0.000176	0	0.027865	0.009664	0.047333	0.084862	1086.259	29.78158	0	1116.04	0.002448
Statewide Totals	2026	OBUS	Aggregate	Aggregate	Electricity	103.3381	8689.381708	0	8689.382	2067.59	9399.347	0	0	0	0	0	0	0	0	2.87E-05	7.41E-05	0.000103	0	0	0	0	0.000115	0.000212	0.000327	0	0	0	0	0
Statewide Totals	2026	OBUS	Aggregate	Aggregate	Natural Ga	788.3341	45677.11762	45677.12	0	7016.173	0	0.007187	0.00134	0	0.008527	4.58E-05	3.3E-06	0	4.91E-05	0.000151	0.000784	0.000984	4.98E-05	3.59E-06	0	5.34E-05	0.000604	0.002241	0.002898	45.64694	1.049912	0	46.69685	0.031399
Statewide Totals	2026	SBUS	Aggregate	Aggregate	Gasoline	6624.107	351597.208	351597.2	0	26496.43	0	0.219923	0.006575	0.021931	0.248428	0.000382	0	1.58E-05	0.000398	0.000775	0.006207	0.00738	0.000415	0	1.72E-05	0.000432	0.003101	0.017735	0.021268	329.1096	18.94402	1.681561	349.7352	0.005087
Statewide Totals	2026	SBUS	Aggregate	Aggregate	Diesel	19101.17	416834.1622	416834.2	0	276584.9	0	2.121891	0.499823	0.1382	2.759913	0.011292	0.000477	0	0.011769	0.001378	0.007299	0.020446	0.011803	0.000498	0	0.012301	0.005514	0.020854	0.038668	534.3531	47.17943	0	581.5326	0.001629
Statewide Totals	2026	SBUS	Aggregate	Aggregate	Electricity	256.4759	7814.459589	0	7814.46	3196.046	8550.601	0	0	0	0	0	0	0	0	2.31E-05	6.89E-05	9.19E-05	0	0	0	0	9.23E-05	0.000197	0.000289	0	0	0	0	0
Statewide Totals	2026	SBUS	Aggregate	Aggregate	Natural Ga	4640.348	113342.526	113342.5	0	67192.24	0	0.083683	0.026597	0	0.110281	0.000493	6.68E-05	0	0.000559	0.000375	0.002028	0.002962	0.000536	7.26E-05	0	0.000608	0.001499	0.005795	0.007902	194.4774	21.40025	0	215.8777	0.509624
Statewide Totals	2026	UBUS	Aggregate	Aggregate	Gasoline	2866.615	245862.3347	245862.3	0	11466.46	0	0.032883	0	0.008615	0.041498	0.000343	0	6.95E-06	0.00035	0.000662	0.00943	0.010442	0.000373	0	7.56E-06	0.000381	0.002648	0.026942	0.029971	353.9684	0	0.970275	354.9387	0.000785
Statewide Totals	2026	UBUS	Aggregate	Aggregate	Diesel	3446.208	345145.9405	345145.9	0	13784.83	0	0.143217	0	0	0.143217	0.002519	0	0	0.002519	0.002971	0.014625	0.020115	0.002633	0	0	0.002633	0.011884	0.041786	0.056303	465.4938	0	0	465.4938	0.001189
Statewide Totals	2026	UBUS	Aggregate	Aggregate	Electricity	442.4493	40601.23967	0	40601.24	1769.797	78601.1	0	0	0	0	0	0	0	0	0.000368	0.000861	0.001229	0	0	0	0	0.001471	0.00246	0.003931	0	0	0	0	0
Statewide Totals	2026	UBUS	Aggregate	Aggregate	Natural Ga	7923.085	917370.5012	917370.5	0	31692.34	0	0.437643	0	0	0.437643	0.000482	0	0	0.000482	0.008249	0.038832	0.047562	0.000503	0	0	0.000503	0.032995	0.110948	0.144446	2107.083	0	0	2107.083	2.973577
Statewide Totals	2027	HHDT	Aggregate	Aggregate	Gasoline	90.74515	7752.555127	7752.555	0	1815.629	0	0.040917	0	0.000464	0.04138	1.19E-05	0	1.67E-06	1.36E-05	4.27E-05	0.000269	0.000326	1.3E-05	0	1.81E-06	1.48E-05	0.000171	0.000769	0.000955	17.7424	0	0.108327	17.85073	0.001047
Statewide Totals	2027	HHDT	Aggregate	Aggregate	Diesel	330234.7	44752670.6	44752671	0	5376907	0	79.03278	25.82761	16.67923	121.5396	1.32907	0.011571	0	1.34064	0.437893	1.338146	3.11668	1.389164	0.012094	0	1.401258	1.751572	3.823275	6.976105	74279.71	5012.574	0	79292.28	0.031397
Statewide Totals	2027	HHDT	Aggregate	Aggregate	Electricity	5656.524	687472.2337	0	687472.2	83337.72	1251949	0	0	0	0	0	0	0	0	0.006618	0.011068	0.017686	0	0	0	0	0.026472	0.031622	0.058094	0	0	0	0	0
Statewide Totals	2027	HHDT	Aggregate	Aggregate	Natural Ga	20221.61	1280254.21	1280254	0	144752.3	0	1.108909	0.206773	0	1.315682	0.002576	0.000439	0	0.003015	0.012701	0.075475	0.091191	0.002802	0.000478	0	0.003279	0.050805	0.215643	0.269727	1747.151	195.0125	0	1942.163	2.149576
Statewide Totals	2027	LDA	Aggregate	Aggregate	Gasoline	12713197	497958751.9	4.98E+08	0	58870071	0	18.33474	0	14.56801	32.90275	0.632563	0	0.115863	0.748426	1.097812	1.469654	3.315893	0.68797	0	0.126012	0.813982	4.391248	4.199013	9.404242	147062.3	0	4254.026	151316.3	1.103581
Statewide Totals	2027	LDA	Aggregate	Aggregate	Diesel	34811	1027855.35	1027855	0	146035.5	0	0.182651	0	0	0.182651	0.015259	0	0	0.015259	0.002266	0.003083	0.020608	0.015948	0	0	0.015948	0.009064	0.00881	0.033822	266.3242	0	0	266.3242	0.00136
Statewide Totals	2027	LDA	Aggregate	Aggregate	Electricity	945896.6	44182412.22	0	44182412	4651606	17058058	0	0	0	0	0	0	0	0	0.097406	0.074611	0.172016	0	0	0	0	0.389622	0.213173	0.602795	0	0	0	0	0
Statewide Totals	2027	LDA	Aggregate	Aggregate	Plug-in Hyb	432800	19519039.91	9073044	10445996	1789628	3155002	0.066296	0	0.223765	0.290061	0.011457	0	0.003487	0.014944	0.043032	0.029859	0.087835	0.012461	0	0.003792	0.016253	0.172128	0.085312	0.273693	2869.52	0	122.4309	2991.951	0.009562
Statewide Totals	2027	LDT1	Aggregate	Aggregate	Gasoline	1225903	41758052.73	41758053	0	5335952	0	5.910033	0	2.231009	8.141043	0.082123	0	0.015397	0.09752	0.092061	0.151761	0.341342	0.089316	0	0.016746	0.106062	0.368243	0.433603	0.907909	14944.46	0	492.021	15436.48	0.303277
Statewide Totals	2027	LDT1	Aggregate	Aggregate	Diesel	249.3117	3462.722922	3462.723	0	693.1231	0	0.005056	0	0	0.005056	0.000803	0	0	0.000803	7.63E-06	1.41E-05	0.000824	0.000839	0	0	0.000839	3.05E-05	4.02E-05	0.00091	1.568068	0	0	1.568068	4.9E-05
Statewide Totals	2027	LDT1	Aggregate	Aggregate	Electricity	5171.971	239464.3737	0	239464.4	25277.92	92453.01

Region	Calendar Year	Vehicle Category	Model Year	Speed	Fuel	Population	Total VMT	CVMT	EVMT	Trips	Energy Consumption	NOx_RUNEX	NOx_IDLEX	NOx_STREX	NOx_TOTEX	PM2.5_RUNEX	PM2.5_IDLEX	PM2.5_STREX	PM2.5_TOTEX	PM2.5_PMTW	PM2.5_PMBW	PM2.5_TOTAL	PM10_RUNEX	PM10_IDLEX	PM10_STREX	PM10_TOTEX	PM10_PMTW	PM10_PMBW	PM10_TOTAL	CO2_RUNEX	CO2_IDLEX	CO2_STREX	CO2_TOTEX	CH4_RUNEX
Statewide Totals	2027	LHDT2	Aggregate	Aggregate	Electricity	3795.237	234252.3775	0	234252.4	50342.55	140299.6	0	0	0	0	0	0	0	0	0.000516	0.004112	0.004629	0	0	0	0	0.002066	0.011749	0.013815	0	0	0	0	0
Statewide Totals	2027	MCY	Aggregate	Aggregate	Gasoline	702186.4	4096806.252	4096806	0	1404373	0	2.554263	0	0.200737	2.755	0.008905	0	0.00496	0.013865	0.004516	0.018967	0.037348	0.009528	0	0.005284	0.014811	0.018064	0.054191	0.087067	868.8633	0	73.55048	942.4138	0.774176
Statewide Totals	2027	MDV	Aggregate	Aggregate	Gasoline	4213979	156922734.9	1.57E+08	0	19298599	0	14.08437	0	7.812569	21.89693	0.207117	0	0.039766	0.246882	0.345956	0.555251	1.148089	0.225258	0	0.043249	0.268507	1.383822	1.586433	3.238762	69586.19	0	2140.934	71727.12	0.606701
Statewide Totals	2027	MDV	Aggregate	Aggregate	Diesel	64514.98	2389254.994	2389255	0	296435.4	0	0.182564	0	0	0.182564	0.015078	0	0	0.015078	0.005267	0.00854	0.028886	0.01576	0	0	0.01576	0.02107	0.024401	0.06123	1070.402	0	0	1070.402	0.001708
Statewide Totals	2027	MDV	Aggregate	Aggregate	Electricity	77879.3	2708503.116	0	2708503	392489.7	1045706	0	0	0	0	0	0	0	0	0.005971	0.004564	0.010536	0	0	0	0	0.023885	0.013041	0.036926	0	0	0	0	0
Statewide Totals	2027	MDV	Aggregate	Aggregate	Plug-in Hyb	48332.79	2181542.854	971366.4	1210176	199856.1	365509.4	0.007094	0	0.024982	0.032076	0.001125	0	0.000358	0.001483	0.004809	0.003349	0.009641	0.001223	0	0.000389	0.001612	0.019238	0.009569	0.030419	307.2759	0	19.52153	326.7974	0.001017
Statewide Totals	2027	MH	Aggregate	Aggregate	Gasoline	72996.97	678874.0196	678874	0	7302.616	0	0.236951	0	0.003596	0.240547	0.000955	0	2.77E-06	0.000957	0.002245	0.011536	0.014738	0.001038	0	3.01E-06	0.001041	0.00898	0.03296	0.042981	1391.549	0	0.249881	1391.799	0.007589
Statewide Totals	2027	MH	Aggregate	Aggregate	Diesel	35422.29	328111.4572	328111.5	0	3542.229	0	1.432763	0	0	1.432763	0.035943	0	0	0.035943	0.001447	0.005556	0.042945	0.037568	0	0	0.037568	0.005787	0.015874	0.059229	378.2132	0	0	378.2132	0.001686
Statewide Totals	2027	MHDT	Aggregate	Aggregate	Gasoline	45832.05	2474908.325	2474908	0	917007.7	0	0.807494	0.004232	0.396142	1.207868	0.002963	0	0.00046	0.003423	0.008184	0.04195	0.053557	0.003222	0	0.000501	0.003723	0.032737	0.119856	0.156316	4513.045	26.72012	44.73415	4584.499	0.02346
Statewide Totals	2027	MHDT	Aggregate	Aggregate	Diesel	292488.2	12389015.59	12389016	0	3503647	0	11.73918	3.665594	6.250824	21.6556	0.118607	0.004928	0	0.123535	0.04097	0.211494	0.375998	0.12397	0.00515	0	0.129121	0.163879	0.604267	0.897266	14970.87	704.0604	0	15674.93	0.010584
Statewide Totals	2027	MHDT	Aggregate	Aggregate	Electricity	7633.639	413802.662	0	413802.7	97714.79	443707.9	0	0	0	0	0	0	0	0	0.001368	0.00353	0.004898	0	0	0	0	0.005474	0.010085	0.015558	0	0	0	0	0
Statewide Totals	2027	MHDT	Aggregate	Aggregate	Natural Ga	3639.664	165510.5422	165510.5	0	31986.09	0	0.017553	0.026476	0	0.044029	0.000203	7.96E-05	0	0.000283	0.000547	0.002835	0.003665	0.000221	8.65E-05	0	0.000307	0.002189	0.008099	0.010596	163.7854	21.96616	0	185.7515	0.117813
Statewide Totals	2027	OBUS	Aggregate	Aggregate	Gasoline	11791.83	502807.0467	502807	0	235931	0	0.244744	0.000805	0.105712	0.351261	0.000525	0	7.45E-05	0.0006	0.001663	0.008594	0.010857	0.000571	0	8.11E-05	0.000652	0.006651	0.024555	0.031858	933.624	4.871625	8.097241	946.5929	0.006275
Statewide Totals	2027	OBUS	Aggregate	Aggregate	Diesel	10737.33	733883.147	733883.1	0	127268.7	0	1.264064	0.134823	0.222587	1.621473	0.025586	0.000162	0	0.025749	0.002427	0.016735	0.044911	0.026743	0.00017	0	0.026913	0.009708	0.047815	0.084435	1078.465	30.46001	0	1108.925	0.002372
Statewide Totals	2027	OBUS	Aggregate	Aggregate	Electricity	164.4868	13671.5093	0	13671.51	3291.051	14784.02	0	0	0	0	0	0	0	0	4.52E-05	0.000117	0.000162	0	0	0	0	0.000181	0.000333	0.000514	0	0	0	0	0
Statewide Totals	2027	OBUS	Aggregate	Aggregate	Natural Ga	818.1196	46533.74809	46533.75	0	7281.265	0	0.006835	0.001385	0	0.008221	4.94E-05	3.54E-06	0	5.29E-05	0.000154	0.000799	0.001006	5.37E-05	3.85E-06	0	5.76E-05	0.000616	0.002283	0.002956	45.97754	1.086016	0	47.06355	0.032451
Statewide Totals	2027	SBUS	Aggregate	Aggregate	Gasoline	6681.902	354067.488	354067.5	0	26727.61	0	0.206589	0.006557	0.022462	0.235608	0.000374	0	1.59E-05	0.000389	0.000781	0.006252	0.007422	0.000406	0	1.73E-05	0.000424	0.003122	0.017862	0.021408	330.2785	19.04825	1.67856	351.0053	0.004658
Statewide Totals	2027	SBUS	Aggregate	Aggregate	Diesel	18906.69	411108.1615	411108.2	0	273768.9	0	1.951756	0.476048	0.14211	2.569914	0.010477	0.000432	0	0.010909	0.00136	0.007197	0.019466	0.010951	0.000452	0	0.011402	0.005438	0.020564	0.037404	524.5396	46.46088	0	571.0004	0.001535
Statewide Totals	2027	SBUS	Aggregate	Aggregate	Electricity	417.2776	12701.72836	0	12701.73	5207.624	13897.32	0	0	0	0	0	0	0	0	3.75E-05	0.000112	0.000149	0	0	0	0	0.00015	0.00032	0.00047	0	0	0	0	0
Statewide Totals	2027	SBUS	Aggregate	Aggregate	Natural Ga	4789.579	115717.9033	115717.9	0	69353.1	0	0.082944	0.027413	0	0.110357	0.000503	6.99E-05	0	0.000573	0.000383	0.002071	0.003026	0.000547	7.6E-05	0	0.000623	0.001531	0.005916	0.00807	197.4059	22.10368	0	219.5096	0.514396
Statewide Totals	2027	UBUS	Aggregate	Aggregate	Gasoline	2863.033	245427.9607	245428	0	11452.13	0	0.0327	0	0.008393	0.041093	0.000348	0	6.97E-06	0.000355	0.00066	0.009405	0.01042	0.000379	0	7.58E-06	0.000386	0.002638	0.026871	0.029896	348.7	0	0.96137	349.6613	0.000762
Statewide Totals	2027	UBUS	Aggregate	Aggregate	Diesel	3401.46	338009.1028	338009.1	0	13605.84	0	0.138079	0	0	0.138079	0.002469	0	0	0.002469	0.002898	0.014321	0.019688	0.002581	0	0	0.002581	0.011592	0.040916	0.055089	451.8876	0	0	451.8876	0.001156
Statewide Totals	2027	UBUS	Aggregate	Aggregate	Electricity	724.8727	71813.20029	0	71813.2	2899.491	138292.3	0	0	0	0	0	0	0	0	0.00064	0.001523	0.002163	0	0	0	0	0.00256	0.004352	0.006913	0	0	0	0	0
Statewide Totals	2027	UBUS	Aggregate	Aggregate	Natural Ga	7793.258	904719.7208	904719.7	0	31173.03	0	0.401971	0	0	0.401971	0.000484	0	0	0.000484	0.00814	0.038295	0.04692	0.000506	0	0	0.000506	0.03256	0.109416	0.142482	2058.961	0	0	2058.961	3.060033
Statewide Totals	2028	HHDT	Aggregate	Aggregate	Gasoline	81.58781	7435.951794	7435.952	0	1632.409	0	0.036101	0	0.000361	0.036462	1.08E-05	0	1.37E-06	1.22E-05	4.1E-05	0.000256	0.00031	1.18E-05	0	1.49E-06	1.33E-05	0.000164	0.000732	0.00091	16.66475	0	0.096205	16.76096	0.000919
Statewide Totals	2028	HHDT	Aggregate	Aggregate	Diesel	335719.6	45293436.24	45293436	0	5470645	0	77.73576	25.75718	16.85065	120.3436	1.340034	0.011432	0	1.351465	0.443292	1.364071	3.158828	1.400624	0.011949	0	1.412573	1.773166	3.897345	7.083084	73811.74	5003.462	0	78815.2	0.030977
Statewide Totals	2028	HHDT	Aggregate	Aggregate	Electricity	8585.989	1041454.682	0	1041455	125097.1	1896888	0	0	0	0	0	0	0	0	0.010015	0.016963	0.026978	0	0	0	0	0.040062	0.048464	0.088526	0	0	0	0	0
Statewide Totals	2028	HHDT	Aggregate	Aggregate	Natural Ga	20748.79	1301536.164	1301536	0	148463.9	0	1.036023	0.207267	0	1.243291	0.002523	0.000461	0	0.002984	0.012912	0.077007	0.092903	0.002744	0.000502	0	0.003246	0.051649	0.220019	0.274913	1758.122	199.2652	0	1957.387	2.062355
Statewide Totals	2028	LDA	Aggregate	Aggregate	Gasoline	12663213	495970018.1	4.96E+08	0	58628536	0	17.0908	0	14.01274	31.10354	0.595273	0	0.110417	0.70569	1.093427	1.464254	3.263372	0.647413	0	0.120089	0.767502	4.37371	4.183584	9.324796	143721.3	0	4150.775	147872.1	1.022716
Statewide Totals	2028	LDA	Aggregate	Aggregate	Diesel	30909.52	919794.8998	919794.9	0	130486	0	0.139498	0	0	0.139498	0.01122	0	0	0.01122	0.002028	0.002765	0.016013	0.011728	0	0	0.011728	0.008111	0.0079	0.027739	234.8271	0	0	234.8271	0.001118
Statewide Totals	2028	LDA	Aggregate	Aggregate	Electricity	1019962	47044067.35	0	47044067	4995227	18162893	0	0	0	0	0	0	0	0	0.103714	0.079478	0.183192	0	0	0	0	0.414858	0.227079	0.641937	0	0	0	0	0
Statewide Totals	2028	LDA	Aggregate	Aggregate	Plug-in Hyb	454275.4	20224042.29	9255466	10968576	1878429	3312837	0.067633	0	0.234896	0.302529	0.010972	0	0.003459	0.014431	0.044586	0.031012	0.090029	0.011933	0	0.003762	0.015695	0.178346	0.088606	0.282646	2926.933	0	127.0532	3053.986	0.009719
Statewide Totals	2028	LDT1	Aggregate	Aggregate	Gasoline	1200266	40926999.05	40926999	0	5226264	0	5.220971	0	2.065078	7.286049	0.075081	0	0.014216	0.089296	0.090229	0.148748	0.328273	0.081657	0	0.015461	0.097118	0.360915	0.424994	0.883027	14393.62	0	471.3117	14864.93	0.269483
Statewide Totals	2028	LDT1	Aggregate	Aggregate	Diesel	149.6646	2157.743455	2157.743	0	418.1692	0	0.002849	0	0	0.002849	0.000447	0	0	0.000447	4.76E-06	8.65E-06	0.00046	0.000467	0	0	0.000467	1.9E-05	2.47E-05	0.000511	0.943798	0	0	0.943798	3.36E-05
Statewide Totals	2028	LDT1	Aggregate	Aggregate	Electricity	6281.01	294143.6824	0	294143.7	30836.98	113563.7	0	0	0	0	0	0	0	0	0.000648	0.000496	0.001145	0	0	0	0	0.002594	0.001418	0.004012	0	0	0	0	0
Statewide Totals	2028	LDT1	Aggregate	Aggregate	Plug-in Hyb	4797.044	233423.1903	97529.98	135893.2	19835.78	41043.8	0.000714	0	0.002477	0.003192	7.76E-05	0	2.44E-05	0.000102	0.000515	0.000361	0.000978	8.43E-05	0	2.66E-05	0.000111	0.002058	0.001032	0.003201	30.96923	0	1.427713	32.39694	0.000103
Statewide Totals	2028	LDT2	Aggregate	Aggregate	Gasoline	6642219	262284437.4	2.62E+08	0	30959234	0	14.79559	0	9.338998	24.13458	0.324662	0	0.058466	0.383128	0.578239	0.915358	1.876724	0.353099	0	0.063587	0.416686	2.312954	2.615308	5.344949	92651.7	0	2704.414	95356.11	0.709923
Statewide Totals	2028	LDT2	Aggregate	Aggregate	Diesel	24274.6	980543.7791	980543.8	0	114759.2	0	0.040807	0	0	0.040807	0.004677	0	0	0.004677	0.002162	0.003409	0.010247	0.004888	0	0	0.004888	0.008647	0.00974	0.023275	318.2435	0	0	318.2435	0.000773
Statewide Totals	2028	LDT2	Aggregate	Aggregate	Electricity	87629.24	3010196.778	0	3010197	440019.5	1162184	0	0	0	0	0	0	0	0	0.006636	0.005074	0.01171	0	0	0	0	0.026545	0.014498	0.041043	0	0	0	0	0
Statewide Totals	2028	LDT2	Aggregate	Aggregate	Plug-in Hyb	85871.42	3954339.217	1720343	2233997	355078.3	674733.6	0.012591	0	0.044387	0.056978	0.001642	0	0.000525	0.002167	0.008718	0.006097	0.016981	0.001786	0	0.000571	0.002356	0.034871	0.017419	0.054647	545.2458	0	27.82988	573.0757	0.001809
Statewide Totals	2028	LHDT1	Aggregate	Aggregate	Gasoline	509894.4	19298233.57	19298234	0	7596668	0	2.791159	0.018751	4.788804	7.598713	0.027844	0	0.002189	0.030034	0.042545	0.580744	0.653323	0.030283	0	0.002381	0.032664	0.170181	1.659268	1.862113	15187.62	65.28776	214.1663	15467.07	0.114239
Statewide Totals	2028	LHDT1	Aggregate	Aggregate	Diesel	372695.3	13916085.2	13916085	0	4688038	0	21.03211	0.751878	0	21.78399	0.467553	0.010812	0	0.478365	0.04602	0.418778	0.943163	0.488694	0.011301	0	0.499994	0.184078	1.196509	1.880582	8703.311	53.15976	0	8756.471	0.09942
Statewide Totals	2028	LHDT1	Aggregate	Aggregate	Electricity	23209.26	1464237.325	0	1464237	324762.2	884589.9	0	0	0	0	0	0	0	0	0.003228	0.022032	0.02526	0	0	0	0	0.012912	0.062948	0.07586	0	0	0	0	0
Statewide Totals	2028	LHDT2	Aggregate	Aggregate	Gasoline	71340.36	2586772.614	2586773	0	1062865	0	0.305951	0.002606	0.680461	0.989018	0.003092	0	0.000212	0.003304	0.005703	0.090818	0.099825	0.003362	0	0.000231	0.003593	0.022811	0.25948	0.285885	2293.308	10.61859	29.19169	2333.118	0.008717
Statewide Totals	2028	LHDT2	Aggregate	Aggregate	Diesel	156305.8	5939453.553	5939454	0	1966130	0	6.740736	0.300475	0	7.041212	0.174889	0.0046	0	0.179489	0.019641	0.208526	0.407656	0.182796	0.004808	0	0.187605	0.078566	0.595789	0.861959	4393.726	35.44617	0	4429.172	0.037123
Statewide Totals	2028	LHDT2	Aggregate	Aggregate	Electricity	5948.165	357828.5371	0	357828.5	78897.01	214340.8	0	0	0	0	0	0	0	0	0.000789	0.006281	0.00707	0	0	0	0	0.003156	0.017947	0.021102	0	0	0	0	0
Statewide Totals	2028	MCY	Aggregate	Aggregate	Gasoline	704783.1	4094242.364	4094242	0	1409566	0	2.503096	0	0.193243	2.696339	0.008957	0	0.004942	0.013898	0.004513	0.018955	0.037367	0.009587	0	0.005268	0.014855	0.018053	0.054158	0.087065	866.3358	0	72.36591	938.7017	0.757507
Statewide Totals	2028	MDV	Aggregate	Aggregate	Gasoline	4224143	157163701.6	1.57E+08	0	19342263	0	12.63228	0	7.33375	19.96603	0.196144	0	0.038021	0.234166	0.346487	0.556796	1.137449	0.213325	0	0.041352	0.254677	1.385947	1.590846	3.23147	68257.65	0	2098.466	70356.11	0.555496
Statewide Totals	2028	MDV	Aggregate	Aggregate	Diesel	63525.2	2327128.372	2327128	0	291046.5	0	0.155959	0	0	0.155959	0.012977	0	0	0.012977	0.00513	0.008361	0.026468	0.013563	0	0	0.013563	0.020522	0.023888	0.057973	1026.533	0	0	1026.533	0.001566
Statewide Totals	2028	MDV	Aggregate	Aggregate	Electricity	91567.26	3134876.304	0	3134876	459311.1	1210321	0	0	0	0	0	0	0	0	0.006911	0.005287	0.012198	0	0	0	0	0.027645	0.015104	0.042749	0	0	0	0	0
Statewide Totals	2028	MDV	Aggregate	Aggregate	Plug-in Hyb	54425.2	2427080.433	1064794	1362287	225048.2	411451.2	0.007778	0	0.028132	0.035911	0.001129	0	0.000371	0.0015	0.005351	0.003735	0.010586	0.001228	0	0.000404	0.001632	0.021403	0.010672	0.033707	336.8734	0	21.69844	358.5718	0.001112
Statewide Totals	2028	MH	Aggregate	Aggregate	Gasoline	69735.15	654125.1704	654125.2	0	6976.305	0	0.206225	0	0.003506	0.209731	0.00089	0	2.56E-06	0.000892	0.002163	0.011114	0.01417	0.000968	0	2.78E-06	0.00097	0.008653	0.031755	0.041378	1340.187	0	0.23771	1340.425	0.006447
Statewide Totals	2028	MH	Aggregate	Aggregate	Diesel	35217.89	324772.05	324772	0	3521.789	0	1.376392	0	0	1.376392	0.033929	0	0	0.033929	0.001432	0.005499	0.04086	0.035464	0	0	0.035464	0.005728	0.015711	0.056902	374.4093	0	0	374.4093	0.00163
Statewide Totals	2028	MHDT	Aggregate	Aggregate	Gasoline	44664.81	2404708.227	2404708	0	893653.5	0	0.683015	0.004028	0.371447	1.05849	0.002889	0	0.00044	0.003329	0.007952	0.040762	0.052044	0.003142	0	0.000479	0.003621	0.031809	0.116464	0.151894	4343.983	25.84585	43.01046	4412.84	0.019953
Statewide Totals	2028	MHDT	Aggregate	Aggregate	Diesel	295113.6	12360647.52	12360648	0	3537773	0	10.70888	3.522881	6.199732	20.43149	0.10617	0.00412	0	0.11029	0.040876	0.211001	0.362167	0.11097	0.004307	0	0.115277	0.163503	0.60286	0.88164	14849.06	704.2886	0	15553.34	0.00937
Statewide Totals	2028	MHDT	Aggregate	Aggregate	Electricity	12311.06	664300.4021	0	664300.4	157511.8	711855.6	0	0	0	0	0	0	0	0	0.002197	0.005666	0.007863	0	0	0	0	0.008787	0.01619	0.024977	0	0	0	0	0
Statewide Totals	2028	MHDT	Aggregate	Aggregate	Natural Ga	3793.928	169239.7835	169239.8	0	33370.91	0	0.017297	0.027539	0	0.044836	0.000211	8.41E-05	0	0.000295	0.00056	0.002899	0.003754	0.00023	9.15E-05	0	0.000321	0.002239	0.008282	0.010842	166.9634	22.90807	0	189.8715	0.121074
Statewide Totals	2028	OBUS	Aggregate	Aggregate	Gasoline	11380.87	474819.8527	474819.9	0	227708.3	0	0.216008	0.000763	0.100814	0.317585	0.000507	0	7.23E-05	0.000579	0.00157	0.008115	0.010264	0.000551	0	7.86E-05	0.00063	0.006281	0.023185	0.030096	873.522	4.678898	7.764235	885.9652	0.005488
Statewide Totals	2028	OBUS	Aggregate	Aggregate	Diesel	10984.62	737222.4761	737222.5	0	130504.8	0	1.236014	0.133439	0.22285	1.592302	0.024633	0.000155	0	0.024788	0.002438	0.016891	0.044118	0.025747	0.000162	0	0.025909	0.009752	0.048261	0.083922	1070.905	31.03065	0	1101.936	0.002284
Statewide Totals	2028	OBUS	Aggregate	Aggregate	Electricity	256.962	21176.59316	0	21176.59	5141.296	22901	0	0	0	0	0	0	0	0	7E-05	0.000181	0.000251	0	0	0	0	0.00028	0.000516	0.000796	0	0	0	0	0
Statewide Totals	2028	OBUS	Aggregate	Aggregate	Natural Ga	843.5694	47204.16332	47204.16	0	7507.767	0	0.006516	0.001424	0	0.00794	5.22E-05	3.75E-06	0	5.6E-05	0.000156	0.000811	0.001023	5.68E-05	4.08E-06	0	6.09E-05	0.000624	0.002316	0.003001	46.09043	1.116147	0	47.20658	0.033214
Statewide Totals	2028	SBUS	Aggregate	Aggregate	Gasoline	6726.772	355787.2368	355787.2	0	26907.09	0	0.195341	0.006517	0.022764	0.224622	0.000368	0	1.6E-05	0.000384	0.000784	0.006282	0.00745	0.0004	0	1.74E-05	0.000417	0.003138	0.01795	0.021505	330.8378	19.12039	1.675868	351.634	0.00431
Statewide Totals	2028	SBUS	Aggregate	Aggregate	Diesel	18640.9	404000.4482	404000.4	0	269920.2	0	1.776004	0.449384	0.144208	2.369596	0.009651	0.000387	0	0.010039	0.001336	0.007072	0.018446	0.010088	0.000405	0	0.010493	0.005344	0.020205	0.036041	513.0342	45.55118	0	558.5854	0.001434
Statewide Totals	2028	SBUS	Aggregate	Aggregate	Electricity	660.6132	20180.34536	0	20180.35	8253.666	22075.89	0	0	0	0	0	0	0	0	5.97E-05	0.000178	0.000238	0	0	0	0	0.000239	0.000508	0.000747	0	0	0	0	0
Statewide Totals	2028	SBUS	Aggregate	Aggregate	Natural Ga	4926.531	117659.6753	117659.7	0	71336.17	0	0.082063	0.028161	0	0.110225	0.000511	7.27E-05	0	0.000584	0.000389	0.002105	0.003079	0.000556	7.91E-05	0	0.000635	0.001556	0.006016	0.008207	199.6693	22.74946	0	222.4187	0.517631
Statewide Totals	2028	UBUS	Aggregate	Aggregate	Gasoline	2840.962	243018.5177	243018.5	0	11363.85	0	0.032106	0	0.008186	0.040292	0.000346	0	6.86E-06	0.000352	0.000651	0.009296	0.0103	0.000376	0	7.46E-06	0.000383	0.002603	0.026561	0.029547	340.8351	0	0.943495	341.7786	0.000732
Statewide Totals	2028	UBUS	Aggregate	Aggregate	Diesel	3218.207	319778.4739	319778.5	0	12872.83	0	0.129265	0	0	0.129265	0.002324	0	0	0.002324	0.002719	0.013546	0.018589	0.002429	0	0	0.002429	0.010875	0.038703	0.052007	420.7743	0	0	420.7743	0.001086
Statewide Totals	2028	UBUS	Aggregate	Aggregate	Electricity	1213.031	130609.1255	0	130609.1	4852.125	250072	0	0	0	0	0	0	0	0	0.001159	0.002771	0.00393	0	0	0	0	0.004635	0.007918	0.012553	0	0	0	0	0
Statewide Totals	2028	UBUS	Aggregate	Aggregate	Natural Ga	7614.639	877549.8095	877549.8	0	30458.56	0	0.34094	0	0	0.34094	0.000461	0	0	0.000461	0.007898	0.037142	0.045501	0.000482	0	0	0.000482	0.031592	0.10612	0.138195	1969.821	0	0	1969.821	3.169
Statewide Totals	2029	HHDT	Aggregate	Aggregate	Gasoline	73.16594	7135.484472	7135.484	0	1463.904	0	0.030673	0	0.00028	0.030954	9.58E-06	0	1.03E-06	1.06E-05	3.93E-05	0.000244	0.000294	1.04E-05	0	1.12E-06	1.15E-05	0.000157	0.000698	0.000867	15.64751	0	0.084256	15.73177	0.00078
Statewide Totals	2029	HHDT	Aggregate	Aggregate	Diesel	340009.8	45771754.55	45771755	0	5547523	0	76.5296	25.67652	16.92249	119.1286	1.349747	0.011257	0	1.361004	0.448105	1.388075	3.197184	1.410777	0.011766	0	1.422542	1.792419	3.965928	7.18089	73280.6	4985.457	0	78266.06	0.030615
Statewide Totals	2029	HHDT	Aggregate	Aggregate	Electricity	12304.73	1483236.284	0	1483236	176952.2	2702040	0	0	0	0	0	0	0	0	0.014248	0.024359	0.038607	0	0	0	0	0.056993	0.069596	0.12659	0	0	0	0	0
Statewide Totals	2029	HHDT	Aggregate	Aggregate	Natural Ga	21166.62	1317430.381	1317430	0	151532.3	0	0.963975	0.207095	0	1.171071	0.002473	0.000481	0	0.002955	0.01307	0.078141	0.094166

Region	Calendar Year	Vehicle Category	Model Year	Speed	Fuel	Population	Total VMT	CVMT	EVMT	Trips	Energy Consumption	NOx_RUNEX	NOx_IDLEX	NOx_STREX	NOx_TOTEX	PM2.5_RUNEX	PM2.5_IDLEX	PM2.5_STREX	PM2.5_TOTEX	PM2.5_PMTW	PM2.5_PMBW	PM2.5_TOTAL	PM10_RUNEX	PM10_IDLEX	PM10_STREX	PM10_TOTEX	PM10_PMTW	PM10_PMBW	PM10_TOTAL	CO2_RUNEX	CO2_IDLEX	CO2_STREX	CO2_TOTEX	CH4_RUNEX
Statewide Totals	2029	LDT2	Aggregate	Aggregate	Electricity	103169.3	3495577.831	0	3495578	515940.2	1349582	0	0	0	0	0	0	0	0	0.007706	0.005895	0.013602	0	0	0	0	0.030826	0.016844	0.047669	0	0	0	0	0
Statewide Totals	2029	LDT2	Aggregate	Aggregate	Plug-in Hyb	96050.93	4359300.25	1877627	2481673	397170.6	749539.1	0.01374	0	0.049653	0.063392	0.001673	0	0.000551	0.002224	0.009611	0.006731	0.018565	0.001819	0	0.000599	0.002418	0.038442	0.019231	0.060092	594.9412	0	30.86258	625.8038	0.001968
Statewide Totals	2029	LHDT1	Aggregate	Aggregate	Gasoline	502634.5	18965743.04	18965743	0	7488506	0	2.454885	0.018044	4.581841	7.05477	0.026861	0	0.002015	0.028876	0.041812	0.570738	0.641426	0.029214	0	0.002191	0.031405	0.167249	1.63068	1.829335	14719.43	63.91338	210.0298	14993.37	0.099435
Statewide Totals	2029	LHDT1	Aggregate	Aggregate	Diesel	367488	13636000.13	13636000	0	4622537	0	18.81415	0.71523	0	19.52938	0.432427	0.010627	0	0.443054	0.045093	0.410349	0.898497	0.45198	0.011107	0	0.463087	0.180373	1.172427	1.815888	8488.656	51.99211	0	8540.648	0.092037
Statewide Totals	2029	LHDT1	Aggregate	Aggregate	Electricity	33861.75	2082554.057	0	2082554	473857.9	1258533	0	0	0	0	0	0	0	0	0.004591	0.031335	0.035926	0	0	0	0	0.018365	0.089529	0.107894	0	0	0	0	0
Statewide Totals	2029	LHDT2	Aggregate	Aggregate	Gasoline	69930.83	2522912.716	2522913	0	1041865	0	0.266376	0.00249	0.649175	0.918041	0.002973	0	0.000193	0.003166	0.005562	0.088576	0.097304	0.003233	0	0.00021	0.003443	0.022248	0.253074	0.278766	2208.093	10.34489	28.4447	2246.883	0.007422
Statewide Totals	2029	LHDT2	Aggregate	Aggregate	Diesel	156496.5	5880464.262	5880464	0	1968529	0	6.236057	0.29072	0	6.526777	0.166709	0.004607	0	0.171316	0.019446	0.206455	0.397217	0.174247	0.004815	0	0.179062	0.077785	0.589871	0.846718	4320.995	35.23155	0	4356.227	0.035335
Statewide Totals	2029	LHDT2	Aggregate	Aggregate	Electricity	8679.131	509360.7544	0	509360.8	115111.3	305147	0	0	0	0	0	0	0	0	0.001123	0.008941	0.010064	0	0	0	0	0.004492	0.025547	0.030039	0	0	0	0	0
Statewide Totals	2029	MCY	Aggregate	Aggregate	Gasoline	707626.6	4092316.055	4092316	0	1415253	0	2.4573	0	0.186346	2.643645	0.009009	0	0.004934	0.013943	0.004511	0.018946	0.037401	0.009646	0	0.005264	0.01491	0.018044	0.054132	0.087086	864.2333	0	71.30333	935.5366	0.742609
Statewide Totals	2029	MDV	Aggregate	Aggregate	Gasoline	4235386	157396042.1	1.57E+08	0	19390458	0	11.40826	0	6.945018	18.35328	0.185599	0	0.036338	0.221936	0.346999	0.557815	1.126751	0.201855	0	0.039521	0.241376	1.387996	1.593758	3.223131	67053.63	0	2059.926	69113.56	0.511825
Statewide Totals	2029	MDV	Aggregate	Aggregate	Diesel	62524.11	2267646.667	2267647	0	285658.1	0	0.133705	0	0	0.133705	0.01127	0	0	0.01127	0.004999	0.008171	0.02444	0.01178	0	0	0.01178	0.019997	0.023345	0.055122	985.3252	0	0	985.3252	0.001414
Statewide Totals	2029	MDV	Aggregate	Aggregate	Electricity	105688.9	3563579.956	0	3563580	527741.7	1375836	0	0	0	0	0	0	0	0	0.007856	0.006013	0.01387	0	0	0	0	0.031425	0.017181	0.048606	0	0	0	0	0
Statewide Totals	2029	MDV	Aggregate	Aggregate	Plug-in Hyb	60634.41	2671027.793	1157868	1513160	250723.3	457019.5	0.008458	0	0.031344	0.039802	0.001133	0	0.000384	0.001517	0.005889	0.004118	0.011523	0.001232	0	0.000418	0.00165	0.023554	0.011765	0.036969	366.2931	0	23.91791	390.2111	0.001205
Statewide Totals	2029	MH	Aggregate	Aggregate	Gasoline	66636.52	631082.1512	631082.2	0	6666.318	0	0.176564	0	0.003422	0.179986	0.000827	0	2.35E-06	0.000829	0.002087	0.010722	0.013638	0.000899	0	2.56E-06	0.000902	0.008348	0.030634	0.039883	1292.345	0	0.226217	1292.572	0.005275
Statewide Totals	2029	MH	Aggregate	Aggregate	Diesel	35012.64	321554.9745	321555	0	3501.264	0	1.322035	0	0	1.322035	0.031995	0	0	0.031995	0.001418	0.005444	0.038856	0.033442	0	0	0.033442	0.005671	0.015553	0.054666	370.7495	0	0	370.7495	0.001575
Statewide Totals	2029	MHDT	Aggregate	Aggregate	Gasoline	43416.29	2324785.851	2324786	0	868673.1	0	0.573875	0.00383	0.349482	0.927187	0.002805	0	0.000422	0.003227	0.007688	0.03941	0.050325	0.00305	0	0.000459	0.003509	0.030752	0.112601	0.146862	4162.342	24.93934	41.26079	4228.542	0.016933
Statewide Totals	2029	MHDT	Aggregate	Aggregate	Diesel	295954.7	12259159.84	12259160	0	3549747	0	9.756872	3.378093	6.085065	19.22003	0.095388	0.003444	0	0.098832	0.04054	0.209259	0.348632	0.099701	0.0036	0	0.103301	0.162161	0.597884	0.863346	14640.78	700.5225	0	15341.3	0.008333
Statewide Totals	2029	MHDT	Aggregate	Aggregate	Electricity	18734.58	1006224.977	0	1006225	239636.5	1077689	0	0	0	0	0	0	0	0	0.003328	0.008583	0.01191	0	0	0	0	0.01331	0.024523	0.037833	0	0	0	0	0
Statewide Totals	2029	MHDT	Aggregate	Aggregate	Natural Gas	3923.091	171777.7578	171777.8	0	34558.32	0	0.017001	0.028415	0	0.045416	0.000217	8.8E-05	0	0.000305	0.000568	0.002942	0.003816	0.000236	9.57E-05	0	0.000332	0.002272	0.008407	0.011011	169.0049	23.68771	0	192.6926	0.123373
Statewide Totals	2029	OBUS	Aggregate	Aggregate	Gasoline	10952.63	446590.3567	446590.4	0	219140.2	0	0.189877	0.000722	0.09646	0.287059	0.000485	0	6.93E-05	0.000554	0.001477	0.007631	0.009662	0.000527	0	7.53E-05	0.000602	0.005907	0.021804	0.028314	814.3304	4.481858	7.418999	826.2313	0.004773
Statewide Totals	2029	OBUS	Aggregate	Aggregate	Diesel	11187.32	740664.5337	740664.5	0	133123	0	1.21176	0.13133	0.220419	1.563508	0.023409	0.000144	0	0.023553	0.002449	0.017045	0.043047	0.024467	0.000151	0	0.024618	0.009797	0.048699	0.083114	1063.859	31.43488	0	1095.294	0.002172
Statewide Totals	2029	OBUS	Aggregate	Aggregate	Electricity	381.6136	31178.07593	0	31178.08	7635.326	33718.59	0	0	0	0	0	0	0	0	0.000103	0.000266	0.000369	0	0	0	0	0.000412	0.00076	0.001172	0	0	0	0	0
Statewide Totals	2029	OBUS	Aggregate	Aggregate	Natural Gas	864.2463	47699.28803	47699.29	0	7691.792	0	0.006263	0.001456	0	0.007718	5.44E-05	3.93E-06	0	5.83E-05	0.000158	0.000819	0.001035	5.91E-05	4.27E-06	0	6.34E-05	0.000631	0.00234	0.003034	46.1124	1.140198	0	47.25259	0.033784
Statewide Totals	2029	SBUS	Aggregate	Aggregate	Gasoline	6762.889	357014.4854	357014.5	0	27051.56	0	0.188751	0.006479	0.023408	0.218637	0.000366	0	1.61E-05	0.000383	0.000787	0.006304	0.007474	0.000399	0	1.75E-05	0.000416	0.003148	0.018012	0.021577	331.0318	19.17282	1.674949	351.8795	0.004044
Statewide Totals	2029	SBUS	Aggregate	Aggregate	Diesel	18299.44	395483.3054	395483.3	0	264975.9	0	1.598596	0.420415	0.145741	2.164752	0.008818	0.000344	0	0.009162	0.001308	0.006921	0.017391	0.009217	0.000359	0	0.009576	0.005231	0.019775	0.034583	499.8445	44.44307	0	544.2876	0.001326
Statewide Totals	2029	SBUS	Aggregate	Aggregate	Electricity	991.2162	30372.0923	0	30372.09	12404.84	33218.32	0	0	0	0	0	0	0	0	9E-05	0.000268	0.000358	0	0	0	0	0.00036	0.000765	0.001125	0	0	0	0	0
Statewide Totals	2029	SBUS	Aggregate	Aggregate	Natural Gas	5046.888	119061.2488	119061.2	0	73078.93	0	0.081	0.028818	0	0.109818	0.000518	7.52E-05	0	0.000593	0.000394	0.002131	0.003117	0.000563	8.18E-05	0	0.000645	0.001575	0.006087	0.008307	201.1015	23.31743	0	224.4189	0.51894
Statewide Totals	2029	UBUS	Aggregate	Aggregate	Gasoline	2820.77	242499.2759	242499.3	0	11283.08	0	0.032085	0	0.007862	0.039947	0.000345	0	6.76E-06	0.000352	0.000648	0.009268	0.010268	0.000375	0	7.36E-06	0.000383	0.002592	0.02648	0.029455	338.0709	0	0.926767	338.9977	0.000718
Statewide Totals	2029	UBUS	Aggregate	Aggregate	Diesel	3040.169	295882.6843	295882.7	0	12160.67	0	0.117756	0	0	0.117756	0.00215	0	0	0.00215	0.002503	0.012531	0.017184	0.002247	0	0	0.002247	0.010013	0.035804	0.048063	384.3089	0	0	384.3089	0.000998
Statewide Totals	2029	UBUS	Aggregate	Aggregate	Electricity	1797.605	199181.6846	0	199181.7	7190.421	383105.5	0	0	0	0	0	0	0	0	0.001787	0.004227	0.006013	0	0	0	0	0.007147	0.012076	0.019223	0	0	0	0	0
Statewide Totals	2029	UBUS	Aggregate	Aggregate	Natural Gas	7332.492	844376.8279	844376.8	0	29329.97	0	0.261826	0	0	0.261826	0.000446	0	0	0.000446	0.007576	0.035734	0.043757	0.000466	0	0	0.000466	0.030306	0.102098	0.13287	1859.179	0	0	1859.179	3.293071
Statewide Totals	2030	HHDT	Aggregate	Aggregate	Gasoline	65.91173	6853.576406	6853.576	0	1318.762	0	0.024744	0	0.000254	0.024998	8.68E-06	0	7.61E-07	9.44E-06	3.78E-05	0.000234	0.000281	9.44E-06	0	8.27E-07	1.03E-05	0.000151	0.000668	0.000829	14.75661	0	0.074003	14.83062	0.000696
Statewide Totals	2030	HHDT	Aggregate	Aggregate	Diesel	343223	46195496.93	46195497	0	5609765	0	75.50232	25.62884	16.97622	118.1074	1.358078	0.011063	0	1.369141	0.452405	1.410341	3.231888	1.419485	0.011563	0	1.431048	1.809621	4.029545	7.270214	72727.33	4962.422	0	77689.76	0.030264
Statewide Totals	2030	HHDT	Aggregate	Aggregate	Electricity	16761.12	2006822.496	0	2006822	238383.2	3656458	0	0	0	0	0	0	0	0	0.019263	0.033148	0.052411	0	0	0	0	0.077051	0.094708	0.171759	0	0	0	0	0
Statewide Totals	2030	HHDT	Aggregate	Aggregate	Natural Gas	21451.33	1326552.027	1326552	0	153757.9	0	0.899335	0.206094	0	1.105429	0.002435	0.000499	0	0.002934	0.01316	0.078796	0.09489	0.002648	0.000543	0	0.00319	0.052642	0.225132	0.280965	1759.434	204.8259	0	1964.26	1.874379
Statewide Totals	2030	LDA	Aggregate	Aggregate	Gasoline	12575248	492664868.9	4.93E+08	0	58223663	0	15.19966	0	13.10024	28.2999	0.524524	0	0.099422	0.623946	1.086141	1.452719	3.162806	0.570467	0	0.108131	0.678598	4.344563	4.150626	9.173787	138019.4	0	3969.372	141988.8	0.896179
Statewide Totals	2030	LDA	Aggregate	Aggregate	Diesel	24084.43	732019.638	732019.6	0	103149.9	0	0.08112	0	0	0.08112	0.00588	0	0	0.00588	0.001614	0.002203	0.009697	0.006146	0	0	0.006146	0.006455	0.006293	0.018895	181.4423	0	0	181.4423	0.000657
Statewide Totals	2030	LDA	Aggregate	Aggregate	Electricity	1164061	52461375.57	0	52461376	5658628	20254421	0	0	0	0	0	0	0	0	0.115658	0.088693	0.204351	0	0	0	0	0.46263	0.253409	0.71604	0	0	0	0	0
Statewide Totals	2030	LDA	Aggregate	Aggregate	Plug-in Hyb	490725	21318733.91	9499152	11819582	2029148	3569866	0.069392	0	0.253794	0.323186	0.009945	0	0.003354	0.013299	0.047	0.032805	0.093104	0.010816	0	0.003647	0.014464	0.187999	0.09373	0.296192	3002.553	0	134.5342	3137.087	0.009903
Statewide Totals	2030	LDT1	Aggregate	Aggregate	Gasoline	1152397	39443600.95	39443601	0	5028510	0	3.990658	0	1.770188	5.760846	0.062172	0	0.012024	0.074195	0.086958	0.143073	0.304226	0.067617	0	0.013077	0.080694	0.347833	0.408779	0.837306	13418.61	0	433.8924	13852.51	0.210831
Statewide Totals	2030	LDT1	Aggregate	Aggregate	Diesel	24.68469	511.1963881	511.1964	0	80.22073	0	0.000383	0	0	0.000383	5.73E-05	0	0	5.73E-05	1.13E-06	1.91E-06	6.03E-05	5.98E-05	0	0	5.98E-05	4.51E-06	5.45E-06	6.98E-05	0.216444	0	0	0.216444	4.41E-06
Statewide Totals	2030	LDT1	Aggregate	Aggregate	Electricity	9083.711	429317.9483	0	429317.9	44803.09	165752.2	0	0	0	0	0	0	0	0	0.000946	0.000724	0.001671	0	0	0	0	0.003786	0.002069	0.005855	0	0	0	0	0
Statewide Totals	2030	LDT1	Aggregate	Aggregate	Plug-in Hyb	7050.692	335357.9818	138646.1	196711.9	29154.61	59412.86	0.001015	0	0.003642	0.004657	9.56E-05	0	3.14E-05	0.000127	0.000739	0.00052	0.001386	0.000104	0	3.42E-05	0.000138	0.002957	0.001485	0.00458	44.00421	0	2.076708	46.08092	0.000146
Statewide Totals	2030	LDT2	Aggregate	Aggregate	Gasoline	6843055	268210579.7	2.68E+08	0	31829792	0	13.04311	0	8.928941	21.97205	0.295105	0	0.054456	0.349561	0.591303	0.93762	1.878484	0.320954	0	0.059226	0.38018	2.365214	2.678913	5.424307	91476.6	0	2674.612	94151.22	0.648772
Statewide Totals	2030	LDT2	Aggregate	Aggregate	Diesel	25220.65	1006193.467	1006193	0	118695.5	0	0.038766	0	0	0.038766	0.004662	0	0	0.004662	0.002218	0.003508	0.010388	0.004873	0	0	0.004873	0.008873	0.010022	0.023768	316.295	0	0	316.295	0.000781
Statewide Totals	2030	LDT2	Aggregate	Aggregate	Electricity	119982.6	4012421.603	0	4012422	597712.9	1549126	0	0	0	0	0	0	0	0	0.008846	0.00677	0.015616	0	0	0	0	0.035384	0.019343	0.054726	0	0	0	0	0
Statewide Totals	2030	LDT2	Aggregate	Aggregate	Plug-in Hyb	106489.2	4766713.476	2035727	2730986	440332.9	824839.2	0.014894	0	0.055052	0.069946	0.001704	0	0.000577	0.002281	0.010509	0.007369	0.020159	0.001853	0	0.000628	0.002481	0.042035	0.021055	0.065571	644.891	0	33.9638	678.8548	0.002127
Statewide Totals	2030	LHDT1	Aggregate	Aggregate	Gasoline	494523.9	18579164.67	18579165	0	7367669	0	2.118353	0.017346	4.385872	6.52157	0.025768	0	0.001833	0.027601	0.04096	0.559105	0.627666	0.028025	0	0.001993	0.030019	0.16384	1.597442	1.791301	14238.57	62.46998	205.5371	14506.58	0.081313
Statewide Totals	2030	LHDT1	Aggregate	Aggregate	Diesel	361601.4	13321740.12	13321740	0	4548490	0	16.77403	0.679128	0	17.45316	0.399321	0.010423	0	0.409744	0.044054	0.400892	0.854691	0.417377	0.010894	0	0.428271	0.176216	1.145407	1.749894	8257.305	50.75875	0	8308.064	0.085006
Statewide Totals	2030	LHDT1	Aggregate	Aggregate	Electricity	46756.35	2806052.741	0	2806053	654341.2	1696273	0	0	0	0	0	0	0	0	0.006186	0.042221	0.048408	0	0	0	0	0.024745	0.120633	0.145378	0	0	0	0	0
Statewide Totals	2030	LHDT2	Aggregate	Aggregate	Gasoline	68456.67	2454718.171	2454718	0	1019902	0	0.232307	0.002377	0.618561	0.853245	0.002862	0	0.000176	0.003038	0.005412	0.086182	0.094632	0.003113	0	0.000191	0.003305	0.021647	0.246234	0.271185	2123.235	10.06743	27.6934	2160.996	0.006292
Statewide Totals	2030	LHDT2	Aggregate	Aggregate	Diesel	156171.3	5799017.371	5799017	0	1964438	0	5.762773	0.280716	0	6.043488	0.158932	0.004595	0	0.163527	0.019177	0.203595	0.386299	0.166118	0.004802	0	0.170921	0.076708	0.581701	0.82933	4234.997	34.91951	0	4269.916	0.033606
Statewide Totals	2030	LHDT2	Aggregate	Aggregate	Electricity	11985.53	686911.2688	0	686911.3	158945.3	411562.3	0	0	0	0	0	0	0	0	0.001514	0.012058	0.013573	0	0	0	0	0.006058	0.034452	0.04051	0	0	0	0	0
Statewide Totals	2030	MCY	Aggregate	Aggregate	Gasoline	709779.3	4090022.284	4090022	0	1419559	0	2.415126	0	0.179129	2.594255	0.00904	0	0.004889	0.013929	0.004508	0.018936	0.037373	0.009682	0	0.00522	0.014903	0.018034	0.054102	0.087038	862.1458	0	70.17645	932.3223	0.728769
Statewide Totals	2030	MDV	Aggregate	Aggregate	Gasoline	4248540	157637225.9	1.58E+08	0	19446036	0	10.41758	0	6.628545	17.04613	0.175844	0	0.034757	0.210602	0.347531	0.558998	1.11713	0.191247	0	0.037802	0.229048	1.390123	1.597136	3.216308	65966.81	0	2025.533	67992.34	0.477385
Statewide Totals	2030	MDV	Aggregate	Aggregate	Diesel	61500.63	2209689.375	2209689	0	280163.8	0	0.115171	0	0	0.115171	0.00988	0	0	0.00988	0.004872	0.007979	0.022731	0.010327	0	0	0.010327	0.019486	0.022797	0.05261	945.8427	0	0	945.8427	0.001286
Statewide Totals	2030	MDV	Aggregate	Aggregate	Electricity	120321.9	3998042.094	0	3998042	598206.5	1543574	0	0	0	0	0	0	0	0	0.008814	0.00675	0.015565	0	0	0	0	0.035257	0.019287	0.054543	0	0	0	0	0
Statewide Totals	2030	MDV	Aggregate	Aggregate	Plug-in Hyb	66886.52	2911270.131	1249448	1661823	276575.8	501919.9	0.009127	0	0.034578	0.043704	0.001136	0	0.000396	0.001532	0.006418	0.004495	0.012446	0.001236	0	0.000431	0.001667	0.025673	0.012843	0.040183	395.2291	0	26.14524	421.3743	0.001297
Statewide Totals	2030	MH	Aggregate	Aggregate	Gasoline	63938.37	611241.4189	611241.4	0	6396.395	0	0.152162	0	0.003346	0.155508	0.000778	0	2.19E-06	0.00078	0.002021	0.010384	0.013185	0.000846	0	2.39E-06	0.000848	0.008085	0.029668	0.038602	1251.18	0	0.216043	1251.396	0.004392
Statewide Totals	2030	MH	Aggregate	Aggregate	Diesel	34816.2	318540.9956	318541	0	3481.62	0	1.270115	0	0	1.270115	0.030155	0	0	0.030155	0.001405	0.005392	0.036951	0.031518	0	0	0.031518	0.005618	0.015405	0.052542	367.3244	0	0	367.3244	0.001522
Statewide Totals	2030	MHDT	Aggregate	Aggregate	Gasoline	42084.3	2234914.9	2234915	0	842022.6	0	0.487876	0.003639	0.32876	0.820275	0.002711	0	0.000405	0.003116	0.007391	0.037889	0.048396	0.002949	0	0.00044	0.003389	0.029563	0.108255	0.141207	3968.038	24.00236	39.51082	4031.551	0.014473
Statewide Totals	2030	MHDT	Aggregate	Aggregate	Diesel	295033.9	12086146.95	12086147	0	3540144	0	8.891736	3.235397	5.948512	18.07565	0.085971	0.002878	0	0.088849	0.039968	0.206296	0.335113	0.089858	0.003008	0	0.092866	0.159872	0.589419	0.842157	14346.92	692.8509	0	15039.77	0.007433
Statewide Totals	2030	MHDT	Aggregate	Aggregate	Electricity	26847.55	1437338.083	0	1437338	343395.2	1538794	0	0	0	0	0	0	0	0	0.004753	0.012261	0.017014	0	0	0	0	0.019013	0.03503	0.054043	0	0	0	0	0
Statewide Totals	2030	MHDT	Aggregate	Aggregate	Natural Gas	4028.871	173095.5444	173095.5	0	35568.05	0	0.016626	0.029111	0	0.045737	0.000222	9.12E-05	0	0.000313	0.000572	0.002965	0.00385	0.000241	9.92E-05	0	0.00034	0.00229	0.008472	0.011102	169.8985	24.31729	0	194.2158	0.124743
Statewide Totals	2030	OBUS	Aggregate	Aggregate	Gasoline	10523.58	418671.522	418671.5	0	210555.8	0	0.166924	0.000683	0.091522	0.259129	0.000461	0	6.64E-05	0.000528	0.001385	0.007154	0.009066	0.000502	0	7.23E-05	0.000574	0.005538	0.020439	0.026551	757.0549	4.287387	7.083222	768.4256	0.004134
Statewide Totals	2030	OBUS	Aggregate	Aggregate	Diesel	11334.99	744140.2784	744140.3	0	134911.8	0	1.188132	0.128572	0.216808	1.533513	0.022507	0.000136	0	0.022643	0.002461	0.017191	0.042295	0.023525	0.000142	0	0.023667	0.009843	0.049117	0.082628	1058.785	31.58166	0	1090.366	0.002083
Statewide Totals	2030	OBUS	Aggregate	Aggregate	Electricity	537.1611	43467.50107	0	43467.5	10747.52	47011.73	0	0	0	0	0	0	0	0	0.000144	0.000371	0.000515	0	0	0	0	0.000575	0.001059	0.001634	0	0	0	0	0
Statewide Totals	2030	OBUS	Aggregate	Aggregate	Natural Gas	880.2709	48107.03378	48107.03	0	7834.411	0	0.006083	0.00148	0	0.007563	5.6E-05	4.07E-06	0	6.01E-05	0.000159	0.000826	0.001045	6.09E-05	4.43E-06	0	6.53E-05	0.000636	0.00236	0.003061	46.09997	1.157818	0	47.25779	0.034231
Statewide Totals	2030	SBUS	Aggregate	Aggregate	Gasoline	6765.951	356420.5962	356420.6	0	27063.81	0	0.176103	0.00642	0.023923	0.206446	0.000364	0	1.61E-05	0.00038	0.000786	0.006294	0.00746	0.000396	0	1.75E-05	0.000414	0.003143	0.017983	0.02154	329.5376	19.13234	1.66406	350.334	0.003686
Statewide Totals	2030	SBUS	Aggregate	Aggregate	Diesel	17890.55	385614.7266	385614.7	0	259055.2	0	1.418584	0.389653	0.147157	1.955394	0.007978	0.000301	0	0.008279	0.001275	0.006748	0.016302	0.008339	0.000315	0	0.008654	0.005101	0.019279	0.033033	485.0296	43.15459	0	528.1842	0.001212
Statewide Totals	2030	SBUS	Aggregate	Aggregate	Electricity	1404.81	43250.16124	0	43250.16	17599.6	47293.34	0	0	0	0	0	0	0	0	0.000128	0.000381	0.000509	0	0	0	0	0.000514	0.001089	0.001602	0	0	0	0	0
Statewide Totals	2030	SBUS	Aggregate	Aggregate	Natural Gas	5149.805	119886.2275	119886.2	0	74569.17	0	0.079692	0.029376	0	0.109069	0.000521	7.75E-05	0	0.000599	0.000396	0.002145	0.00314	0.000567	8.43E-05	0	0.000651	0.001586	0.00613	0.008366	201.623	23.80415	0	225.4272	0.518072
Statewide Totals	2030	UBUS	Aggregate	Aggregate	Gasoline	2778.167	236786.139	236786.1	0	11112.67	0	0.031416	0	0.007774	0.03919	0.000336	0	6.55E-06

Region	Calendar Year	Vehicle Category	Model Year	Speed	Fuel	Population	Total VMT	CVMT	EVMT	Trips	Energy Consumption	NOx_RUNEX	NOx_IDLEX	NOx_STREX	NOx_TOTEX	PM2.5_RUNEX	PM2.5_IDLEX	PM2.5_STREX	PM2.5_TOTEX	PM2.5_PMTW	PM2.5_PMBW	PM2.5_TOTAL	PM10_RUNEX	PM10_IDLEX	PM10_STREX	PM10_TOTEX	PM10_PMTW	PM10_PMBW	PM10_TOTAL	CO2_RUNEX	CO2_IDLEX	CO2_STREX	CO2_TOTEX	CH4_RUNEX
Statewide Totals	2031	LDA	Aggregate	Aggregate	Plug-in Hyb	506041.5	21740464.9	9575181	12165284	2092482	3674278	0.07	0	0.261737	0.331737	0.009436	0	0.003282	0.012718	0.04793	0.033529	0.094177	0.010263	0	0.003569	0.013833	0.191718	0.095797	0.301348	3028.043	0	137.4957	3165.539	0.009965
Statewide Totals	2031	LDT1	Aggregate	Aggregate	Gasoline	1130193	38797045.6	38797046	0	4940596	0	3.430146	0	1.636812	5.066957	0.056256	0	0.011007	0.067263	0.085533	0.140813	0.293609	0.061184	0	0.011971	0.073155	0.342132	0.402323	0.81761	12991.79	0	417.0897	13408.88	0.185293
Statewide Totals	2031	LDT1	Aggregate	Aggregate	Diesel	11.86851	357.8140292	357.814	0	46.45637	0	0.000136	0	0	0.000136	1.74E-05	0	0	1.74E-05	7.89E-07	1.26E-06	1.95E-05	1.82E-05	0	0	1.82E-05	3.16E-06	3.6E-06	2.5E-05	0.146543	0	0	0.146543	1.43E-06
Statewide Totals	2031	LDT1	Aggregate	Aggregate	Electricity	10593.34	499091.9128	0	499091.9	52235.62	192690.7	0	0	0	0	0	0	0	0	0.0011	0.000842	0.001942	0	0	0	0	0.004401	0.002406	0.006807	0	0	0	0	0
Statewide Totals	2031	LDT1	Aggregate	Aggregate	Plug-in Hyb	8228.023	386393.2044	159235.9	227157.3	34022.88	68608.27	0.001167	0	0.00425	0.005417	0.000105	0	3.5E-05	0.00014	0.000852	0.000599	0.001591	0.000114	0	3.81E-05	0.000152	0.003407	0.001713	0.005272	50.56015	0	2.415649	52.9758	0.000167
Statewide Totals	2031	LDT2	Aggregate	Aggregate	Gasoline	6932398	270681334.8	2.71E+08	0	32212705	0	12.31168	0	8.772121	21.0838	0.280794	0	0.052343	0.333137	0.596751	0.948929	1.878816	0.305389	0	0.056928	0.362317	2.387002	2.711225	5.460544	90906.95	0	2660.161	93567.11	0.623381
Statewide Totals	2031	LDT2	Aggregate	Aggregate	Diesel	25614.23	1016511.328	1016511	0	120314.7	0	0.038168	0	0	0.038168	0.004681	0	0	0.004681	0.002241	0.003554	0.010476	0.004892	0	0	0.004892	0.008964	0.010154	0.024011	314.9259	0	0	314.9259	0.000787
Statewide Totals	2031	LDT2	Aggregate	Aggregate	Electricity	136571.5	4504055.303	0	4504055	677563.1	1738937	0	0	0	0	0	0	0	0	0.00993	0.007603	0.017533	0	0	0	0	0.039719	0.021723	0.061442	0	0	0	0	0
Statewide Totals	2031	LDT2	Aggregate	Aggregate	Plug-in Hyb	116581.1	5147380.78	2182653	2964727	482063	895436	0.015981	0	0.060273	0.076254	0.00173	0	0.000602	0.002332	0.011348	0.007972	0.021652	0.001882	0	0.000654	0.002536	0.045392	0.022777	0.070705	691.787	0	36.94847	728.7355	0.002278
Statewide Totals	2031	LHDT1	Aggregate	Aggregate	Gasoline	485738.5	18143149.47	18143149	0	7236780	0	1.799812	0.016665	4.200286	6.016763	0.02465	0	0.001659	0.026309	0.039999	0.545984	0.612291	0.026809	0	0.001804	0.028613	0.159995	1.559953	1.748562	13748.74	60.98336	200.8172	14010.54	0.066424
Statewide Totals	2031	LHDT1	Aggregate	Aggregate	Diesel	355123.5	12977919.25	12977919	0	4467007	0	14.93833	0.643912	0	15.58224	0.368505	0.010204	0	0.378708	0.042917	0.390546	0.812171	0.385167	0.010665	0	0.395832	0.171668	1.115845	1.683346	8011.828	49.47508	0	8061.303	0.078406
Statewide Totals	2031	LHDT1	Aggregate	Aggregate	Electricity	61871.89	3627645.465	0	3627645	865911	2193564	0	0	0	0	0	0	0	0	0.007998	0.054584	0.062581	0	0	0	0	0.03199	0.155953	0.187943	0	0	0	0	0
Statewide Totals	2031	LHDT2	Aggregate	Aggregate	Gasoline	66841.46	2381122.903	2381123	0	995838.1	0	0.200943	0.002264	0.588417	0.791624	0.002749	0	0.000159	0.002908	0.005249	0.083598	0.091756	0.00299	0	0.000173	0.003163	0.020998	0.238851	0.263012	2036.995	9.773681	26.90143	2073.671	0.005324
Statewide Totals	2031	LHDT2	Aggregate	Aggregate	Diesel	155345.1	5698025.306	5698025	0	1954046	0	5.33209	0.270543	0	5.602633	0.151426	0.00455	0	0.155976	0.018843	0.20005	0.374869	0.158272	0.004756	0	0.163028	0.075372	0.571571	0.809971	4137.831	34.52143	0	4172.353	0.031981
Statewide Totals	2031	LHDT2	Aggregate	Aggregate	Electricity	15860.33	888740.4637	0	888740.5	210301.7	532548.4	0	0	0	0	0	0	0	0	0.001959	0.015601	0.017561	0	0	0	0	0.007837	0.044575	0.052412	0	0	0	0	0
Statewide Totals	2031	MCY	Aggregate	Aggregate	Gasoline	711562.7	4088067.239	4088067	0	1423125	0	2.377039	0	0.171973	2.549012	0.009062	0	0.00482	0.013881	0.004506	0.018927	0.037314	0.009709	0	0.00515	0.01486	0.018025	0.054076	0.086961	860.2744	0	69.04725	929.3217	0.716502
Statewide Totals	2031	MDV	Aggregate	Aggregate	Gasoline	4263604	157916618.5	1.58E+08	0	19509442	0	9.585274	0	6.366325	15.9516	0.166761	0	0.033233	0.199994	0.348147	0.561322	1.109463	0.181368	0	0.036144	0.217512	1.392587	1.603778	3.213877	65006.83	0	1995.177	67002	0.448408
Statewide Totals	2031	MDV	Aggregate	Aggregate	Diesel	60486.98	2155583.384	2155583	0	274814.5	0	0.099255	0	0	0.099255	0.008653	0	0	0.008653	0.004752	0.007806	0.021211	0.009044	0	0	0.009044	0.019009	0.022303	0.050355	909.0293	0	0	909.0293	0.001171
Statewide Totals	2031	MDV	Aggregate	Aggregate	Electricity	134662.7	4408375.243	0	4408375	666549.5	1701997	0	0	0	0	0	0	0	0	0.009719	0.007447	0.017166	0	0	0	0	0.038875	0.021278	0.060153	0	0	0	0	0
Statewide Totals	2031	MDV	Aggregate	Aggregate	Plug-in Hyb	72991.05	3138004.774	1335846	1802159	301818	544305.7	0.009766	0	0.037735	0.047502	0.001139	0	0.000408	0.001547	0.006918	0.004855	0.01332	0.001239	0	0.000444	0.001683	0.027672	0.013871	0.043226	422.8079	0	28.31771	451.1256	0.001385
Statewide Totals	2031	MH	Aggregate	Aggregate	Gasoline	61504.44	593464.2782	593464.3	0	6152.904	0	0.135484	0	0.003254	0.138738	0.000743	0	2.07E-06	0.000745	0.001963	0.010081	0.012789	0.000808	0	2.25E-06	0.00081	0.00785	0.028803	0.037464	1214.413	0	0.207162	1214.62	0.003921
Statewide Totals	2031	MH	Aggregate	Aggregate	Diesel	34607.72	315632.5295	315632.5	0	3460.772	0	1.219852	0	0	1.219852	0.028354	0	0	0.028354	0.001392	0.005342	0.035088	0.029636	0	0	0.029636	0.005567	0.015263	0.050466	364.026	0	0	364.026	0.00147
Statewide Totals	2031	MHDT	Aggregate	Aggregate	Gasoline	40729.54	2142428.607	2142429	0	814916.7	0	0.417718	0.003454	0.311532	0.732704	0.002616	0	0.00039	0.003006	0.007085	0.036323	0.046414	0.002845	0	0.000424	0.003269	0.028339	0.103781	0.13539	3773.357	23.06685	37.81097	3834.234	0.012529
Statewide Totals	2031	MHDT	Aggregate	Aggregate	Diesel	293727.2	11930553.81	11930554	0	3526137	0	8.132142	3.099415	5.805614	17.03717	0.078203	0.00242	0	0.080622	0.039454	0.203625	0.323701	0.081739	0.002529	0	0.084268	0.157814	0.581785	0.823867	14070.88	684.1864	0	14755.07	0.006692
Statewide Totals	2031	MHDT	Aggregate	Aggregate	Electricity	36968.55	1961509.242	0	1961509	472665.4	2098497	0	0	0	0	0	0	0	0	0.006487	0.016731	0.023218	0	0	0	0	0.025946	0.047803	0.073749	0	0	0	0	0
Statewide Totals	2031	MHDT	Aggregate	Aggregate	Natural Gas	4121.584	174020.1267	174020.1	0	36499.21	0	0.016224	0.029698	0	0.045922	0.000225	9.42E-05	0	0.00032	0.000575	0.002981	0.003876	0.000245	0.000102	0	0.000348	0.002302	0.008517	0.011166	170.4111	24.86073	0	195.2718	0.125783
Statewide Totals	2031	OBUS	Aggregate	Aggregate	Gasoline	10126.06	392498.0015	392498	0	202602.2	0	0.147797	0.000648	0.08765	0.236094	0.000439	0	6.4E-05	0.000503	0.001298	0.006706	0.008507	0.000478	0	6.96E-05	0.000548	0.005192	0.019159	0.024898	704.1378	4.1087	6.786999	715.0335	0.003669
Statewide Totals	2031	OBUS	Aggregate	Aggregate	Diesel	11440.12	747577.6993	747577.7	0	136137.6	0	1.159371	0.125389	0.212491	1.497251	0.021695	0.000129	0	0.021825	0.002472	0.017334	0.041631	0.022676	0.000135	0	0.022811	0.009889	0.049526	0.082226	1055.25	31.56567	0	1086.815	0.002001
Statewide Totals	2031	OBUS	Aggregate	Aggregate	Electricity	707.9352	56602.17826	0	56602.18	14164.37	61220.23	0	0	0	0	0	0	0	0	0.000187	0.000483	0.00067	0	0	0	0	0.000749	0.00138	0.002128	0	0	0	0	0
Statewide Totals	2031	OBUS	Aggregate	Aggregate	Natural Gas	894.8859	48478.72754	48478.73	0	7964.484	0	0.005952	0.001502	0	0.007453	5.73E-05	4.2E-06	0	6.15E-05	0.00016	0.000832	0.001054	6.24E-05	4.57E-06	0	6.69E-05	0.000641	0.002378	0.003086	46.10633	1.173597	0	47.27993	0.034626
Statewide Totals	2031	SBUS	Aggregate	Aggregate	Gasoline	6741.307	354299.6402	354299.6	0	26965.23	0	0.16107	0.006339	0.024239	0.191648	0.000362	0	1.6E-05	0.000378	0.000781	0.006257	0.007416	0.000393	0	1.74E-05	0.000411	0.003124	0.017877	0.021413	326.5997	19.01225	1.644547	347.2565	0.003228
Statewide Totals	2031	SBUS	Aggregate	Aggregate	Diesel	17439.99	374804.1378	374804.1	0	252531	0	1.238433	0.357906	0.148445	1.744785	0.007126	0.00026	0	0.007386	0.001239	0.006557	0.015183	0.007448	0.000272	0	0.00772	0.004958	0.018735	0.031413	469.0962	41.74948	0	510.8457	0.001093
Statewide Totals	2031	SBUS	Aggregate	Aggregate	Electricity	1878.904	57865.95804	0	57865.96	23590.17	63267.44	0	0	0	0	0	0	0	0	0.000172	0.00051	0.000682	0	0	0	0	0.000688	0.001456	0.002145	0	0	0	0	0
Statewide Totals	2031	SBUS	Aggregate	Aggregate	Natural Gas	5238.89	120294.1705	120294.2	0	75859.13	0	0.078144	0.029857	0	0.108001	0.000523	7.95E-05	0	0.000602	0.000398	0.002153	0.003153	0.000569	8.64E-05	0	0.000655	0.001591	0.00615	0.008397	201.456	24.22692	0	225.6829	0.51548
Statewide Totals	2031	UBUS	Aggregate	Aggregate	Gasoline	2634.319	228524.3214	228524.3	0	10537.28	0	0.02972	0	0.007058	0.036778	0.000323	0	5.85E-06	0.000329	0.0006	0.008662	0.009591	0.000351	0	6.36E-06	0.000358	0.0024	0.02475	0.027507	303.9287	0	0.815456	304.7442	0.000622
Statewide Totals	2031	UBUS	Aggregate	Aggregate	Diesel	2393.267	223661.6241	223661.6	0	9573.067	0	0.085359	0	0	0.085359	0.001569	0	0	0.001569	0.001842	0.009466	0.012877	0.00164	0	0	0.00164	0.007368	0.027045	0.036054	283.4087	0	0	283.4087	0.000737
Statewide Totals	2031	UBUS	Aggregate	Aggregate	Electricity	4240.531	502439.4354	0	502439.4	16962.12	972982.5	0	0	0	0	0	0	0	0	0.004459	0.010662	0.01512	0	0	0	0	0.017834	0.030461	0.048296	0	0	0	0	0
Statewide Totals	2031	UBUS	Aggregate	Aggregate	Natural Gas	5931.018	649261.4641	649261.5	0	23724.07	0	0.087853	0	0	0.087853	0.000413	0	0	0.000413	0.00579	0.027453	0.033656	0.000432	0	0	0.000432	0.023162	0.078436	0.102029	1343.022	0	0	1343.022	2.913188
Statewide Totals	2032	HHDT	Aggregate	Aggregate	Gasoline	55.98142	6360.930197	6360.93	0	1120.076	0	0.020078	0	0.000142	0.02022	7.83E-06	0	5.42E-07	8.37E-06	3.51E-05	0.000216	0.00026	8.51E-06	0	5.9E-07	9.1E-06	0.00014	0.000618	0.000768	13.25293	0	0.060561	13.3135	0.000603
Statewide Totals	2032	HHDT	Aggregate	Aggregate	Diesel	350357.3	47743653.07	47743653	0	5756980	0	75.02926	25.85224	17.1982	118.0797	1.394683	0.010905	0	1.405587	0.467923	1.475468	3.348978	1.457744	0.011398	0	1.469142	1.871693	4.215622	7.556457	72897.4	4963.733	0	77861.13	0.030097
Statewide Totals	2032	HHDT	Aggregate	Aggregate	Electricity	27534.57	3291709.671	0	3291710	387113.3	5996701	0	0	0	0	0	0	0	0	0.031588	0.054646	0.086235	0	0	0	0	0.126353	0.156132	0.282485	0	0	0	0	0
Statewide Totals	2032	HHDT	Aggregate	Aggregate	Natural Gas	21783.68	1339797.769	1339798	0	156902.1	0	0.778873	0.203097	0	0.981969	0.002376	0.000532	0	0.002908	0.013292	0.079396	0.095596	0.002584	0.000579	0	0.003163	0.053167	0.226846	0.283176	1748.737	207.5867	0	1956.324	1.690976
Statewide Totals	2032	LDA	Aggregate	Aggregate	Gasoline	12513071	490567212.3	4.91E+08	0	57960126	0	13.88318	0	12.39187	26.27505	0.46178	0	0.08878	0.55056	1.081516	1.450213	3.082289	0.502228	0	0.096557	0.598784	4.326065	4.143465	9.068315	133574.3	0	3822.233	137396.5	0.804267
Statewide Totals	2032	LDA	Aggregate	Aggregate	Diesel	19400.61	587561.6492	587561.6	0	83142.75	0	0.051479	0	0	0.051479	0.003499	0	0	0.003499	0.001295	0.001772	0.006567	0.003658	0	0	0.003658	0.005181	0.005063	0.013903	141.3	0	0	141.3	0.000428
Statewide Totals	2032	LDA	Aggregate	Aggregate	Electricity	1294474	57108549.27	0	57108549	6250316	22048613	0	0	0	0	0	0	0	0	0.125903	0.096607	0.22251	0	0	0	0	0.503611	0.276019	0.77963	0	0	0	0	0
Statewide Totals	2032	LDA	Aggregate	Aggregate	Plug-in Hyb	519689	22099228.16	9630241	12468987	2148914	3766006	0.07044	0	0.268817	0.339256	0.00894	0	0.0032	0.01214	0.04872	0.034145	0.095005	0.009723	0	0.003481	0.013203	0.194882	0.097556	0.305642	3046.537	0	140.0193	3186.556	0.010005
Statewide Totals	2032	LDT1	Aggregate	Aggregate	Gasoline	1110385	38222875.08	38222875	0	4862361	0	2.96038	0	1.521736	4.482116	0.051093	0	0.010105	0.061197	0.084267	0.138728	0.284192	0.055568	0	0.01099	0.066557	0.337068	0.396367	0.799992	12611.25	0	402.0627	13033.31	0.163517
Statewide Totals	2032	LDT1	Aggregate	Aggregate	Diesel	8.363498	316.3781991	316.3782	0	37.76415	0	5.17E-05	0	0	5.17E-05	4.61E-06	0	0	4.61E-06	6.97E-07	1.09E-06	6.4E-06	4.82E-06	0	0	4.82E-06	2.79E-06	3.12E-06	1.07E-05	0.126739	0	0	0.126739	4.77E-07
Statewide Totals	2032	LDT1	Aggregate	Aggregate	Electricity	12077.04	565138.4354	0	565138.4	59463.4	218190.1	0	0	0	0	0	0	0	0	0.001246	0.000954	0.0022	0	0	0	0	0.004984	0.002725	0.007709	0	0	0	0	0
Statewide Totals	2032	LDT1	Aggregate	Aggregate	Plug-in Hyb	9382.133	434591.9295	178676.2	255915.7	38795.12	77294.17	0.00131	0	0.004847	0.006156	0.000113	0	3.85E-05	0.000152	0.000958	0.000675	0.001785	0.000123	0	4.19E-05	0.000165	0.003832	0.001928	0.005926	56.74489	0	2.747776	59.49267	0.000188
Statewide Totals	2032	LDT2	Aggregate	Aggregate	Gasoline	7015203	272901844.5	2.73E+08	0	32565470	0	11.66839	0	8.641374	20.30977	0.266913	0	0.050196	0.317109	0.601646	0.958549	1.877304	0.290292	0	0.054593	0.344885	2.406584	2.73871	5.490179	90374.06	0	2646.21	93020.27	0.600973
Statewide Totals	2032	LDT2	Aggregate	Aggregate	Diesel	25949.95	1025232.606	1025233	0	121699.8	0	0.037583	0	0	0.037583	0.004682	0	0	0.004682	0.00226	0.003591	0.010533	0.004894	0	0	0.004894	0.009041	0.01026	0.024195	313.3615	0	0	313.3615	0.000792
Statewide Totals	2032	LDT2	Aggregate	Aggregate	Electricity	152701.1	4963882.116	0	4963882	754357.4	1916468	0	0	0	0	0	0	0	0	0.010943	0.008383	0.019327	0	0	0	0	0.043774	0.023952	0.067726	0	0	0	0	0
Statewide Totals	2032	LDT2	Aggregate	Aggregate	Plug-in Hyb	126250.8	5499468.081	2317920	3181548	522047.1	960922.4	0.016979	0	0.065276	0.082256	0.001751	0	0.000623	0.002374	0.012124	0.008529	0.023027	0.001904	0	0.000678	0.002582	0.048497	0.024368	0.075447	734.8659	0	39.79488	774.6608	0.002415
Statewide Totals	2032	LHDT1	Aggregate	Aggregate	Gasoline	476761.8	17668331.72	17668332	0	7103041	0	1.537865	0.016022	4.025583	5.57947	0.02363	0	0.001518	0.025148	0.038952	0.531695	0.595795	0.0257	0	0.001651	0.02735	0.155808	1.519128	1.702287	13257.67	59.51993	196.06	13513.25	0.052703
Statewide Totals	2032	LHDT1	Aggregate	Aggregate	Diesel	348448.2	12612971.34	12612971	0	4383040	0	13.29408	0.61079	0	13.90487	0.342654	0.010012	0	0.352667	0.04171	0.379563	0.77394	0.358147	0.010465	0	0.368613	0.166841	1.084467	1.61992	7755.08	48.20434	0	7803.284	0.07265
Statewide Totals	2032	LHDT1	Aggregate	Aggregate	Electricity	79171.97	4540717.871	0	4540718	1108044	2746448	0	0	0	0	0	0	0	0	0.010011	0.068322	0.078333	0	0	0	0	0.040042	0.195206	0.235248	0	0	0	0	0
Statewide Totals	2032	LHDT2	Aggregate	Aggregate	Gasoline	65104.57	2302564.976	2302565	0	969961.1	0	0.173532	0.002151	0.557872	0.733555	0.002639	0	0.000145	0.002783	0.005076	0.08084	0.088699	0.00287	0	0.000157	0.003027	0.020305	0.230971	0.254303	1949.5	9.466764	26.07132	1985.038	0.004423
Statewide Totals	2032	LHDT2	Aggregate	Aggregate	Diesel	154061.5	5578491.804	5578492	0	1937900	0	4.926658	0.260327	0	5.186986	0.144446	0.004505	0	0.148951	0.018448	0.195853	0.363252	0.150977	0.004709	0	0.155686	0.073791	0.55958	0.789057	4029.984	34.04053	0	4064.024	0.030446
Statewide Totals	2032	LHDT2	Aggregate	Aggregate	Electricity	20297.79	1113413.067	0	1113413	269099.3	667256.1	0	0	0	0	0	0	0	0	0.002455	0.019545	0.022	0	0	0	0	0.009819	0.055843	0.065662	0	0	0	0	0
Statewide Totals	2032	MCY	Aggregate	Aggregate	Gasoline	714182.7	4087750.141	4087750	0	1428365	0	2.34441	0	0.165892	2.510302	0.009097	0	0.004782	0.013879	0.004506	0.018925	0.03731	0.009749	0	0.005114	0.014863	0.018024	0.054072	0.086959	858.9862	0	68.14939	927.1356	0.706003
Statewide Totals	2032	MDV	Aggregate	Aggregate	Gasoline	4280151	158225210.8	1.58E+08	0	19578508	0	8.889888	0	6.15044	15.04033	0.158246	0	0.031762	0.190007	0.348827	0.563504	1.102339	0.172106	0	0.034544	0.20665	1.395308	1.610013	3.211971	64165.47	0	1968.411	66133.88	0.424075
Statewide Totals	2032	MDV	Aggregate	Aggregate	Diesel	59459.3	2103429.035	2103429	0	269393.2	0	0.087553	0	0	0.087553	0.007798	0	0	0.007798	0.004637	0.007632	0.020067	0.00815	0	0	0.00815	0.018549	0.021807	0.048506	874.3018	0	0	874.3018	0.001086
Statewide Totals	2032	MDV	Aggregate	Aggregate	Electricity	148523.7	4789759.004	0	4789759	731886.7	1849242	0	0	0	0	0	0	0	0	0.01056	0.008096	0.018656	0	0	0	0	0.042238	0.023132	0.06537	0	0	0	0	0
Statewide Totals	2032	MDV	Aggregate	Aggregate	Plug-in Hyb	78821.48	3347219.82	1415211	1932009	325926.8	583524.3	0.010352	0	0.040752	0.051104	0.001139	0	0.000418	0.001557	0.007379	0.005187	0.014123	0.001239	0	0.000454	0.001694	0.029517	0.014819	0.04603	448.1034	0	30.38234	478.4857	0.001466
Statewide Totals	2032	MH	Aggregate	Aggregate	Gasoline	59280.35	577501.9315	577501.9	0	5930.407	0	0.120783	0	0.003166	0.123949	0.000718	0	2E-06	0.00072	0.00191	0.009809	0.012439	0.000781	0	2.17E-06	0.000783	0.007639	0.028026	0.036448	1181.392	0	0.199067	1181.591	0.003532
Statewide Totals	2032	MH	Aggregate	Aggregate	Diesel	34415.07	313036.4651	313036.5	0	3441.507	0	1.172329	0	0	1.172329	0.026627	0	0	0.026627	0.00138	0.005298	0.033305	0.027831	0	0	0.027831	0.005521	0.015136	0.048488	361.0918	0	0	361.0918	0.001421
Statewide Totals	2032	MHDT	Aggregate	Aggregate	Gasoline	39349.17	2049085.4	2049085	0	787298.2	0	0.363155	0.003274	0.296563	0.662992	0.002517	0	0.000374	0.002891	0.006776	0.034743	0.04441	0.002737	0	0.000407	0.003144	0.027105	0.099265	0.129514	3580.993	22.12951	36.15178	3639.275	0.011013
Statewide Totals	2032	MHDT	Aggregate	Aggregate	Diesel	291109.3	11750779.41	11750779	0	3496043	0	7.466661	2.9649	5.64676	16.07832	0.0716	0.002078	0	0.073678	0.038859	0.200537	0.313074	0.074837	0.002172	0	0.077009	0.155436	0.572963	0.805409	13767.46	672.7027	0	14440.16	0.006067
Statewide Totals	2032	MHDT	Aggregate	Aggregate	Electricity	47843.53	2522016.723	0	2522017	611809.6	2696879	0	0	0	0	0	0	0	0	0.00834	0.021511	0.029851	0	0	0	0	0.033361	0.061461	0.094822	0	0	0	0	0
Statewide Totals	2032	MHDT	Aggregate	Aggregate	Natural Gas	4179.868	173803.6201	173803.6	0	37086.85	0	0.015743	0.030051	0	0.045794	0.000228	9.64E-05	0	0.000324	0.000575	0.002977	0.003876	0.000248	0.000105	0	0.000352	0.002299	0.008506	0.011158	169.8116	25.20797	0	195.0196	0.125985
Statewide Totals	2032	OBUS	Aggregate	Aggregate	Gasoline	9730.306	367608.3028	367608.3	0	194684	0	0.128983	0.000614	0.083874	0.213472	0.000418	0	6.17E-05	0.000479	0.001216	0.00628	0.007975	0.000454	0	6.71E-05	0.000521	0.004863	0.017942	0.023326	654.4163	3.932391	6.502267	664.851	0.00325
Statewide Totals	2032	OBUS	Aggregate	Aggregate	Diesel	11516.04	750967.4852	750967.5	0	136943.7	0	1.122659	0.121699	0.20742	1.451778	0.020

Region	Calendar Year	Vehicle Category	Model Year	Speed	Fuel	Population	Total VMT	CVMT	EVMT	Trips	Energy Consumption	NOx_RUNEX	NOx_IDLEX	NOx_STREX	NOx_TOTEX	PM2.5_RUNEX	PM2.5_IDLEX	PM2.5_STREX	PM2.5_TOTEX	PM2.5_PMTW	PM2.5_PMBW	PM2.5_TOTAL	PM10_RUNEX	PM10_IDLEX	PM10_STREX	PM10_TOTEX	PM10_PMTW	PM10_PMBW	PM10_TOTAL	CO2_RUNEX	CO2_IDLEX	CO2_STREX	CO2_TOTEX	CH4_RUNEX
Statewide Totals	2033	HHDT	Aggregate	Aggregate	Gasoline	52.83437	6139.812658	6139.813	0	1057.11	0	0.018728	0	9.17E-05	0.018819	7.56E-06	0	5.06E-07	8.06E-06	3.38E-05	0.000209	0.000251	8.22E-06	0	5.51E-07	8.77E-06	0.000135	0.000596	0.00074	12.61736	0	0.056003	12.67336	0.000579
Statewide Totals	2033	HHDT	Aggregate	Aggregate	Diesel	353488.5	48559935.73	48559936	0	5828242	0	74.9231	26.00085	17.31581	118.2398	1.415033	0.010883	0	1.425916	0.476121	1.508107	3.410144	1.479014	0.011375	0	1.49039	1.904483	4.308878	7.70375	73166.45	4974.739	0	78141.19	0.030064
Statewide Totals	2033	HHDT	Aggregate	Aggregate	Electricity	33416.03	3969000.049	0	3969000	466080.1	7231420	0	0	0	0	0	0	0	0	0.038072	0.065976	0.104047	0	0	0	0	0.152287	0.188502	0.340789	0	0	0	0	0
Statewide Totals	2033	HHDT	Aggregate	Aggregate	Natural Ga	21814.14	1340502.418	1340502	0	157576.5	0	0.726976	0.200751	0	0.927727	0.002351	0.000546	0	0.002897	0.013299	0.079228	0.095424	0.002557	0.000594	0	0.003151	0.053195	0.226364	0.282711	1734.151	207.8219	0	1941.972	1.603742
Statewide Totals	2033	LDA	Aggregate	Aggregate	Gasoline	12494333	490044152.4	4.9E+08	0	57890194	0	13.37925	0	12.10265	25.48191	0.433888	0	0.083735	0.517623	1.080363	1.450452	3.048438	0.471893	0	0.091069	0.562962	4.321453	4.144148	9.028563	131843.2	0	3761.364	135604.5	0.768304
Statewide Totals	2033	LDA	Aggregate	Aggregate	Diesel	17624.42	529930.3195	529930.3	0	75265.69	0	0.043067	0	0	0.043067	0.002939	0	0	0.002939	0.001168	0.0016	0.005707	0.003072	0	0	0.003072	0.004673	0.004571	0.012316	125.5601	0	0	125.5601	0.000366
Statewide Totals	2033	LDA	Aggregate	Aggregate	Electricity	1352656	59079946.29	0	59079946	6510777	22809735	0	0	0	0	0	0	0	0	0.130249	0.099967	0.230216	0	0	0	0	0.520996	0.285621	0.806617	0	0	0	0	0
Statewide Totals	2033	LDA	Aggregate	Aggregate	Plug-in Hyb	531720.2	22401137.64	9667491	12733647	2198663	3845941	0.070777	0	0.275059	0.345836	0.008466	0	0.003111	0.011577	0.049386	0.034671	0.095634	0.009208	0	0.003383	0.012591	0.197544	0.09906	0.309195	3060.314	0	142.1321	3202.446	0.010037
Statewide Totals	2033	LDT1	Aggregate	Aggregate	Gasoline	1093114	37726555.22	37726555	0	4794438	0	2.576799	0	1.423906	4.000704	0.046623	0	0.0093	0.055923	0.083173	0.137021	0.276117	0.050707	0	0.010115	0.060821	0.332691	0.391488	0.785001	12278.1	0	388.8066	12666.91	0.145182
Statewide Totals	2033	LDT1	Aggregate	Aggregate	Diesel	8.644749	327.8772313	327.8772	0	39.15701	0	4.7E-05	0	0	4.7E-05	4.28E-06	0	0	4.28E-06	7.23E-07	1.14E-06	6.14E-06	4.47E-06	0	0	4.47E-06	2.89E-06	3.24E-06	1.06E-05	0.130399	0	0	0.130399	4.58E-07
Statewide Totals	2033	LDT1	Aggregate	Aggregate	Electricity	13532.96	627510.1293	0	627510.1	66479.13	242270.7	0	0	0	0	0	0	0	0	0.001383	0.00106	0.002443	0	0	0	0	0.005534	0.003027	0.008561	0	0	0	0	0
Statewide Totals	2033	LDT1	Aggregate	Aggregate	Plug-in Hyb	10509.25	479961.3845	196968.1	282993.3	43455.76	85472.42	0.001445	0	0.005429	0.006874	0.000121	0	4.19E-05	0.000163	0.001058	0.000746	0.001967	0.000132	0	4.56E-05	0.000177	0.004233	0.002132	0.006542	62.581	0	3.07198	65.65298	0.000207
Statewide Totals	2033	LDT2	Aggregate	Aggregate	Gasoline	7089141	274843228.8	2.75E+08	0	32880364	0	11.07404	0	8.525521	19.59956	0.253371	0	0.047975	0.301346	0.605926	0.967506	1.874778	0.275564	0	0.052178	0.327741	2.423704	2.764304	5.515749	89871.35	0	2631.866	92503.21	0.580121
Statewide Totals	2033	LDT2	Aggregate	Aggregate	Diesel	26250.86	1033032.899	1033033	0	122940	0	0.037214	0	0	0.037214	0.004703	0	0	0.004703	0.002277	0.003626	0.010606	0.004916	0	0	0.004916	0.00911	0.01036	0.024385	311.9333	0	0	311.9333	0.000797
Statewide Totals	2033	LDT2	Aggregate	Aggregate	Electricity	168288.6	5391603.061	0	5391603	827777.1	2081604	0	0	0	0	0	0	0	0	0.011886	0.00911	0.020996	0	0	0	0	0.047546	0.026028	0.073573	0	0	0	0	0
Statewide Totals	2033	LDT2	Aggregate	Aggregate	Plug-in Hyb	135411.7	5821909.512	2441025	3380884	559927.3	1021128	0.017894	0	0.070017	0.087911	0.001765	0	0.000642	0.002407	0.012835	0.009041	0.024283	0.00192	0	0.000698	0.002618	0.05134	0.02583	0.079789	774.2552	0	42.47643	816.7316	0.00254
Statewide Totals	2033	LHDT1	Aggregate	Aggregate	Gasoline	466482.4	17139587.59	17139588	0	6949893	0	1.387901	0.01537	3.827444	5.230715	0.022509	0	0.001362	0.023871	0.037786	0.515783	0.57744	0.024481	0	0.001481	0.025962	0.151145	1.473667	1.650773	12735.42	57.92794	191.1064	12984.46	0.046309
Statewide Totals	2033	LHDT1	Aggregate	Aggregate	Diesel	340889.5	12215381.62	12215382	0	4287961	0	11.77566	0.577856	0	12.35352	0.318969	0.0098	0	0.328769	0.040395	0.367599	0.736763	0.333391	0.010243	0	0.343634	0.161582	1.050282	1.555498	7477.471	46.84043	0	7524.311	0.06723
Statewide Totals	2033	LHDT1	Aggregate	Aggregate	Electricity	98631.91	5539948.044	0	5539948	1380391	3352455	0	0	0	0	0	0	0	0	0.012213	0.083357	0.095571	0	0	0	0	0.048854	0.238163	0.287017	0	0	0	0	0
Statewide Totals	2033	LHDT2	Aggregate	Aggregate	Gasoline	63310.08	2220750.952	2220751	0	943225.8	0	0.153089	0.002042	0.527608	0.682739	0.002537	0	0.000133	0.002671	0.004896	0.077967	0.085534	0.00276	0	0.000145	0.002904	0.019584	0.222764	0.245252	1860.355	9.156903	25.24247	1894.755	0.003923
Statewide Totals	2033	LHDT2	Aggregate	Aggregate	Diesel	152384.6	5443006.309	5443006	0	1916806	0	4.559426	0.25021	0	4.809636	0.138125	0.004448	0	0.142573	0.018	0.191096	0.351669	0.14437	0.004649	0	0.149019	0.071999	0.54599	0.767008	3911.256	33.49357	0	3944.75	0.029009
Statewide Totals	2033	LHDT2	Aggregate	Aggregate	Electricity	25288.32	1359523.936	0	1359524	335210	815022.5	0	0	0	0	0	0	0	0	0.002997	0.023866	0.026863	0	0	0	0	0.011989	0.068187	0.080176	0	0	0	0	0
Statewide Totals	2033	MCY	Aggregate	Aggregate	Gasoline	717651.8	4089315.763	4089316	0	1435304	0	2.317567	0	0.161128	2.478695	0.00919	0	0.004861	0.014051	0.004508	0.018932	0.037491	0.00985	0	0.0052	0.01505	0.018031	0.054092	0.087173	858.4497	0	67.50993	925.9596	0.697552
Statewide Totals	2033	MDV	Aggregate	Aggregate	Gasoline	4297289	158554129.9	1.59E+08	0	19650263	0	8.2925	0	5.971701	14.2642	0.150216	0	0.03031	0.180526	0.349552	0.565886	1.095964	0.163374	0	0.032965	0.196339	1.398209	1.616817	3.211365	63440.25	0	1944.611	65384.86	0.402988
Statewide Totals	2033	MDV	Aggregate	Aggregate	Diesel	58416.97	2054939.955	2054940	0	264067	0	0.077895	0	0	0.077895	0.007035	0	0	0.007035	0.00453	0.007469	0.019034	0.007353	0	0	0.007353	0.018121	0.021339	0.046813	842.5258	0	0	842.5258	0.001009
Statewide Totals	2033	MDV	Aggregate	Aggregate	Electricity	161847.7	5142228.696	0	5142229	794004.7	1985325	0	0	0	0	0	0	0	0	0.011337	0.008696	0.020033	0	0	0	0	0.045347	0.024847	0.070194	0	0	0	0	0
Statewide Totals	2033	MDV	Aggregate	Aggregate	Plug-in Hyb	84408.02	3540949.941	1488545	2052405	349027.2	619887.6	0.010898	0	0.043643	0.054541	0.001139	0	0.000427	0.001565	0.007806	0.005495	0.014867	0.001238	0	0.000464	0.001702	0.031226	0.0157	0.048628	471.6076	0	32.35494	503.9625	0.001541
Statewide Totals	2033	MH	Aggregate	Aggregate	Gasoline	57366.81	564080.3739	564080.4	0	5738.976	0	0.108127	0	0.003086	0.111212	0.000697	0	1.94E-06	0.000699	0.001865	0.009579	0.012143	0.000758	0	2.11E-06	0.00076	0.007462	0.027367	0.035589	1153.576	0	0.192112	1153.769	0.003202
Statewide Totals	2033	MH	Aggregate	Aggregate	Diesel	34190.62	310445.4789	310445.5	0	3419.062	0	1.125175	0	0	1.125175	0.024944	0	0	0.024944	0.001369	0.005252	0.031565	0.026071	0	0	0.026071	0.005475	0.015007	0.046554	358.0364	0	0	358.0364	0.00137
Statewide Totals	2033	MHDT	Aggregate	Aggregate	Gasoline	37931.28	1954515.061	1954515	0	758929.1	0	0.316711	0.003097	0.282277	0.602085	0.002411	0	0.000359	0.00277	0.006463	0.033132	0.042366	0.002622	0	0.00039	0.003013	0.025854	0.094664	0.12353	3389.894	21.18382	34.49929	3445.577	0.009716
Statewide Totals	2033	MHDT	Aggregate	Aggregate	Diesel	287220.6	11547153.33	11547153	0	3450479	0	6.867019	2.83031	5.47085	15.16818	0.06607	0.001795	0	0.067866	0.038186	0.196999	0.30305	0.069058	0.001877	0	0.070934	0.152743	0.562853	0.78653	13437.94	658.437	0	14096.37	0.005525
Statewide Totals	2033	MHDT	Aggregate	Aggregate	Electricity	59647.67	3117639.293	0	3117639	762916.7	3333367	0	0	0	0	0	0	0	0	0.01031	0.026586	0.036896	0	0	0	0	0.041239	0.07596	0.1172	0	0	0	0	0
Statewide Totals	2033	MHDT	Aggregate	Aggregate	Natural Ga	4217.682	172943.0212	172943	0	37500.68	0	0.015228	0.030254	0	0.045482	0.000228	9.82E-05	0	0.000326	0.000572	0.002962	0.00386	0.000248	0.000107	0	0.000355	0.002288	0.008462	0.011105	168.4273	25.42952	0	193.8568	0.125444
Statewide Totals	2033	OBUS	Aggregate	Aggregate	Gasoline	9343.694	343921.9765	343922	0	186948.6	0	0.114055	0.000583	0.078747	0.193384	0.000396	0	5.91E-05	0.000455	0.001137	0.005875	0.007467	0.000431	0	6.42E-05	0.000495	0.004549	0.016785	0.021829	607.8119	3.762106	6.226259	617.8003	0.002944
Statewide Totals	2033	OBUS	Aggregate	Aggregate	Diesel	11565.15	754130.5973	754130.6	0	137338	0	1.081503	0.117478	0.201919	1.400899	0.019901	0.000117	0	0.020019	0.002494	0.017602	0.040115	0.020801	0.000123	0	0.020924	0.009975	0.050292	0.081192	1050.593	31.0823	0	1081.675	0.001822
Statewide Totals	2033	OBUS	Aggregate	Aggregate	Electricity	1081.998	84210.28034	0	84210.28	21648.61	91088.79	0	0	0	0	0	0	0	0	0.000278	0.000718	0.000997	0	0	0	0	0.001114	0.002052	0.003166	0	0	0	0	0
Statewide Totals	2033	OBUS	Aggregate	Aggregate	Natural Ga	920.5295	49415.96113	49415.96	0	8192.713	0	0.00576	0.00154	0	0.007299	6.01E-05	4.44E-06	0	6.45E-05	0.000163	0.000848	0.001076	6.53E-05	4.83E-06	0	7.02E-05	0.000654	0.002424	0.003148	46.38166	1.200512	0	47.58218	0.035546
Statewide Totals	2033	SBUS	Aggregate	Aggregate	Gasoline	6601.495	345478.2517	345478.3	0	26405.98	0	0.115105	0.006107	0.024495	0.145707	0.000351	0	1.56E-05	0.000366	0.000762	0.006102	0.00723	0.000381	0	1.7E-05	0.000398	0.003047	0.017433	0.020878	316.2721	18.50741	1.576735	336.3563	0.002072
Statewide Totals	2033	SBUS	Aggregate	Aggregate	Diesel	16480.98	351778.1505	351778.2	0	238644.6	0	0.90707	0.295289	0.150311	1.35267	0.005497	0.000188	0	0.005684	0.001163	0.006153	0.013	0.005745	0.000196	0	0.005941	0.004653	0.017579	0.028173	435.7977	38.77739	0	474.5751	0.000859
Statewide Totals	2033	SBUS	Aggregate	Aggregate	Electricity	2957.986	90927.0406	0	90927.04	37235.11	99413.19	0	0	0	0	0	0	0	0	0.000271	0.000801	0.001072	0	0	0	0	0.001084	0.002288	0.003372	0	0	0	0	0
Statewide Totals	2033	SBUS	Aggregate	Aggregate	Natural Ga	5368.543	119772.8316	119772.8	0	77736.5	0	0.074172	0.030539	0	0.104711	0.000521	8.28E-05	0	0.000603	0.000396	0.002143	0.003143	0.000566	9E-05	0	0.000656	0.001584	0.006124	0.008364	198.8737	24.84959	0	223.7233	0.504523
Statewide Totals	2033	UBUS	Aggregate	Aggregate	Gasoline	2458.042	216090.8709	216090.9	0	9832.169	0	0.028025	0	0.006353	0.034378	0.000303	0	4.95E-06	0.000308	0.000557	0.008122	0.008987	0.00033	0	5.39E-06	0.000335	0.002228	0.023206	0.025769	275.3807	0	0.710462	276.0911	0.000549
Statewide Totals	2033	UBUS	Aggregate	Aggregate	Diesel	1806.307	170064.8222	170064.8	0	7225.228	0	0.063728	0	0	0.063728	0.001187	0	0	0.001187	0.001375	0.007191	0.009753	0.001241	0	0	0.001241	0.005502	0.020546	0.027288	209.6533	0	0	209.6533	0.000555
Statewide Totals	2033	UBUS	Aggregate	Aggregate	Electricity	5700.897	641511.8164	0	641511.8	22803.59	1227083	0	0	0	0	0	0	0	0	0.005596	0.013613	0.019209	0	0	0	0	0.022385	0.038893	0.061278	0	0	0	0	0
Statewide Totals	2033	UBUS	Aggregate	Aggregate	Natural Ga	5441.577	598129.4347	598129.4	0	21766.31	0	0.069393	0	0	0.069393	0.000421	0	0	0.000421	0.005339	0.025281	0.031041	0.00044	0	0	0.00044	0.021355	0.072232	0.094027	1238.915	0	0	1238.915	2.755216
Statewide Totals	2034	HHDT	Aggregate	Aggregate	Gasoline	50.36405	5922.814834	5922.815	0	1007.684	0	0.017621	0	5.67E-05	0.017678	7.33E-06	0	4.81E-07	7.81E-06	3.26E-05	0.000202	0.000242	7.97E-06	0	5.23E-07	8.49E-06	0.000131	0.000577	0.000716	12.02465	0	0.052766	12.07742	0.000551
Statewide Totals	2034	HHDT	Aggregate	Aggregate	Diesel	356554.7	49434540	49434540	0	5902380	0	74.99431	26.19116	17.44286	118.6283	1.434694	0.01088	0	1.445574	0.484914	1.543237	3.473725	1.499564	0.011372	0	1.510936	1.939655	4.409248	7.85984	73597.69	4996.159	0	78593.85	0.030103
Statewide Totals	2034	HHDT	Aggregate	Aggregate	Electricity	39493.12	4637934.037	0	4637934	545262.5	8450607	0	0	0	0	0	0	0	0	0.044451	0.077272	0.121723	0	0	0	0	0.177803	0.220778	0.398581	0	0	0	0	0
Statewide Totals	2034	HHDT	Aggregate	Aggregate	Natural Ga	21778.84	1338731.177	1338731	0	157939.3	0	0.680503	0.198619	0	0.879122	0.002332	0.000559	0	0.002891	0.013281	0.078876	0.095049	0.002537	0.000608	0	0.003144	0.053125	0.225361	0.281631	1719.757	207.5911	0	1927.348	1.52627
Statewide Totals	2034	LDA	Aggregate	Aggregate	Gasoline	12482174	489828263.9	4.9E+08	0	57856507	0	12.93877	0	11.84502	24.7838	0.407615	0	0.078947	0.486562	1.079887	1.448977	3.015426	0.443318	0	0.085862	0.52918	4.319549	4.139934	8.988663	130353.6	0	3707.807	134061.4	0.735913
Statewide Totals	2034	LDA	Aggregate	Aggregate	Diesel	16029.29	480762.0967	480762.1	0	68297.58	0	0.036325	0	0	0.036325	0.002463	0	0	0.002463	0.00106	0.001449	0.004972	0.002575	0	0	0.002575	0.00424	0.00414	0.010954	112.0921	0	0	112.0921	0.000312
Statewide Totals	2034	LDA	Aggregate	Aggregate	Electricity	1406153	60833654.97	0	60833655	6748312	23486812	0	0	0	0	0	0	0	0	0.134115	0.102959	0.237074	0	0	0	0	0.536461	0.294168	0.830629	0	0	0	0	0
Statewide Totals	2034	LDA	Aggregate	Aggregate	Plug-in Hyb	542264.8	22653209.17	9690590	12962619	2242265	3915097	0.070937	0	0.280531	0.351468	0.008007	0	0.003015	0.011023	0.049942	0.035096	0.096061	0.008709	0	0.00328	0.011988	0.199767	0.100275	0.31203	3067.183	0	143.8804	3211.064	0.010039
Statewide Totals	2034	LDT1	Aggregate	Aggregate	Gasoline	1075762	37260627.88	37260628	0	4728819	0	2.244325	0	1.336803	3.581127	0.042226	0	0.008503	0.050728	0.082146	0.135129	0.268003	0.045924	0	0.009247	0.055172	0.328583	0.386084	0.769838	11966.35	0	376.1166	12342.47	0.127575
Statewide Totals	2034	LDT1	Aggregate	Aggregate	Diesel	8.915111	338.4921015	338.4921	0	40.48217	0	4.29E-05	0	0	4.29E-05	3.98E-06	0	0	3.98E-06	7.46E-07	1.18E-06	5.9E-06	4.16E-06	0	0	4.16E-06	2.98E-06	3.36E-06	1.05E-05	0.133763	0	0	0.133763	4.4E-07
Statewide Totals	2034	LDT1	Aggregate	Aggregate	Electricity	14954.38	686092.5839	0	686092.6	73255.03	264888.4	0	0	0	0	0	0	0	0	0.001513	0.001159	0.002672	0	0	0	0	0.00605	0.003311	0.009362	0	0	0	0	0
Statewide Totals	2034	LDT1	Aggregate	Aggregate	Plug-in Hyb	11605.27	522476.4215	214103.1	308373.3	47987.78	93137.94	0.00157	0	0.005996	0.007566	0.000128	0	4.52E-05	0.000173	0.001152	0.000813	0.002138	0.000139	0	4.92E-05	0.000189	0.004607	0.002322	0.007118	68.00941	0	3.387073	71.39648	0.000224
Statewide Totals	2034	LDT2	Aggregate	Aggregate	Gasoline	7156983	276578794.5	2.77E+08	0	33168275	0	10.5523	0	8.431362	18.98366	0.240309	0	0.045788	0.286097	0.609752	0.973941	1.86979	0.261358	0	0.049799	0.311157	2.439009	2.782688	5.532854	89394.45	0	2618.399	92012.85	0.561422
Statewide Totals	2034	LDT2	Aggregate	Aggregate	Diesel	26510.8	1039752.571	1039753	0	124017.6	0	0.036876	0	0	0.036876	0.004718	0	0	0.004718	0.002292	0.00365	0.010661	0.004932	0	0	0.004932	0.009169	0.010429	0.02453	310.433	0	0	310.433	0.0008
Statewide Totals	2034	LDT2	Aggregate	Aggregate	Electricity	183289.5	5787735.029	0	5787735	897688.6	2234543	0	0	0	0	0	0	0	0	0.01276	0.009783	0.022543	0	0	0	0	0.051039	0.027952	0.078992	0	0	0	0	0
Statewide Totals	2034	LDT2	Aggregate	Aggregate	Plug-in Hyb	144073	6116715.299	2553089	3563626	595741.7	1076321	0.018712	0	0.0745	0.093212	0.001773	0	0.000658	0.002431	0.013485	0.009505	0.025421	0.001928	0	0.000716	0.002644	0.05394	0.027158	0.083742	809.6514	0	44.99907	854.6504	0.002651
Statewide Totals	2034	LHDT1	Aggregate	Aggregate	Gasoline	454860.5	16558788.16	16558788	0	6776744	0	1.224389	0.014708	3.655137	4.894233	0.021249	0	0.001188	0.022437	0.036506	0.498305	0.557248	0.02311	0	0.001292	0.024403	0.146024	1.423729	1.594155	12207.18	56.20188	185.7309	12449.11	0.040751
Statewide Totals	2034	LHDT1	Aggregate	Aggregate	Diesel	332965.5	11797368.75	11797369	0	4188287	0	10.45478	0.546578	0	11.00136	0.298622	0.009572	0	0.308194	0.039013	0.355019	0.702226	0.312124	0.010005	0	0.322129	0.156052	1.014341	1.492523	7194.272	45.46432	0	7239.736	0.062568
Statewide Totals	2034	LHDT1	Aggregate	Aggregate	Electricity	120194.5	6619124.88	0	6619125	1682140	4006478	0	0	0	0	0	0	0	0	0.014593	0.099595	0.114188	0	0	0	0	0.058371	0.284557	0.342928	0	0	0	0	0
Statewide Totals	2034	LHDT2	Aggregate	Aggregate	Gasoline	61325.91	2132771.846	2132772	0	913664.6	0	0.134374	0.00193	0.496895	0.633199	0.002432	0	0.000122	0.002554	0.004702	0.074879	0.082134	0.002645	0	0.000132	0.002777	0.018808	0.213939	0.235524	1770.6	8.823446	24.34786	1803.771	0.003487
Statewide Totals	2034	LHDT2	Aggregate	Aggregate	Diesel	150277.5	5291489.005	5291489	0	1890302	0	4.237807	0.240135	0	4.477943	0.13244	0.004371	0	0.13681	0.017499	0.185777	0.340086	0.138428	0.004568	0	0.142996	0.069994	0.530791	0.743782	3785.648	32.87746	0	3818.526	0.027766
Statewide Totals	2034	LHDT2	Aggregate	Aggregate	Electricity	30819.35	1625641.664	0	1625642	408466.9	974657.1	0	0	0	0	0	0	0	0	0.003584	0.028537	0.032121	0	0	0	0	0.014336	0.081534	0.09587	0	0	0	0	0
Statewide Totals	2034	MCY	Aggregate	Aggregate	Gasoline	721047.7	4091407.178	4091407	0	1442095	0	2.293072	0	0.1565	2.449572	0.009268	0	0.004936	0.014204	0.00451	0.018942	0.037656	0.009935	0	0.005281	0.015216	0.01804	0.05412	0.087376	857.9034	0	66.89293	924.7964	0.689405
Statewide Totals	2034	MDV	Aggregate	Aggregate	Gasoline	4314393	158893974.2	1.59E+08	0	19722973	0	7.762134	0	5.82324	13.58537	0.142341	0	0.028838	0.171179	0.350301	0.567273	1.088754	0.154809	0	0.031363	0.186173	1.401206	1.620781	3.208159	62794.71	0	1923.299	64718	0.383417
Statewide Totals	2034	MDV	Aggregate	Aggregate	Diesel	57366.06	2010510.204	2010510	0	258903.9	0	0.069199	0	0	0.069199	0.00627	0	0	0.00627	0.004432	0.007302	0.018004	0.006554	0	0	0.006554	0.01773	0.020862	0.045146	813.3327	0	0	813.3327	0.000932
Statewide Totals	2034	MDV	Aggregate	Aggregate	Electricity	174614.3	5466794.403	0	5466794	852877.3	2110634	0	0	0	0	0	0	0	0	0.012052	0.00925	0.021302	0	0	0	0	0.048209	0.026428	0.074637	0	0	0	0	0
Statewide Totals	2034	MDV	Aggregate	Aggregate	Plug-in Hyb	89686.2	3717912.236	1555220	2162693	370852.4	653197.6	0.011386	0	0.046374	0.05776	0.001134	0	0.000434	0.001568	0.008197	0.005775	0.015539	0.001234	0	0.000472	0.001706	0.032786	0.016499	0.050991	492.6789	0	34.2087	526.8876	0.001607
Statewide Totals	2034	MH	Aggregate	Aggregate	Gasoline	55588.3	552046.9766	552047	0	5561.054	0	0.096925	0	0.003	0.099925	0.000679	0	1.88E-06	0.000681	0.001826	0.009374	0.011881	0.000739

Region	Calendar Year	Vehicle Category	Model Year	Speed	Fuel	Population	Total VMT	CVMT	EVMT	Trips	Energy Consumption	NOx_RUNEX	NOx_IDLEX	NOx_STREX	NOx_TOTEX	PM2.5_RUNEX	PM2.5_IDLEX	PM2.5_STREX	PM2.5_TOTEX	PM2.5_PMTW	PM2.5_PMBW	PM2.5_TOTAL	PM10_RUNEX	PM10_IDLEX	PM10_STREX	PM10_TOTEX	PM10_PMTW	PM10_PMBW	PM10_TOTAL	CO2_RUNEX	CO2_IDLEX	CO2_STREX	CO2_TOTEX	CH4_RUNEX
Statewide Totals	2034	SBUS	Aggregate	Aggregate	Diesel	15983.1	339737.0638	339737.1	0	231435.3	0	0.764637	0.265443	0.150829	1.180909	0.004747	0.000156	0	0.004903	0.001123	0.005941	0.011968	0.004962	0.000163	0	0.005125	0.004494	0.016975	0.026593	418.7978	37.2549	0	456.0527	0.000751
Statewide Totals	2034	SBUS	Aggregate	Aggregate	Electricity	3562.132	109300.6304	0	109300.6	44871.35	119506.9	0	0	0	0	0	0	0	0	0.000326	0.000963	0.001289	0	0	0	0	0.001303	0.002751	0.004054	0	0	0	0	0
Statewide Totals	2034	SBUS	Aggregate	Aggregate	Natural Gas	5404.883	118766.559	118766.6	0	78262.71	0	0.071724	0.030718	0	0.102442	0.000516	8.4E-05	0	0.0006	0.000393	0.002125	0.003118	0.000561	9.14E-05	0	0.000653	0.001571	0.006072	0.008296	196.346	25.03082	0	221.3768	0.495883
Statewide Totals	2034	UBUS	Aggregate	Aggregate	Gasoline	2347.636	207209.6617	207209.7	0	9390.545	0	0.025988	0	0.005852	0.03184	0.00029	0	4.4E-06	0.000295	0.000527	0.007739	0.00856	0.000316	0	4.78E-06	0.000321	0.002106	0.022111	0.024538	256.1493	0	0.646258	256.7955	0.000505
Statewide Totals	2034	UBUS	Aggregate	Aggregate	Diesel	1722.095	166577.9311	166577.9	0	6888.378	0	0.062323	0	0	0.062323	0.001167	0	0	0.001167	0.001345	0.007043	0.009554	0.001219	0	0	0.001219	0.005378	0.020122	0.02672	204.608	0	0	204.608	0.000543
Statewide Totals	2034	UBUS	Aggregate	Aggregate	Electricity	6120.747	669314.4033	0	669314.4	24482.99	1277585	0	0	0	0	0	0	0	0	0.005771	0.014203	0.019974	0	0	0	0	0.023085	0.040579	0.063664	0	0	0	0	0
Statewide Totals	2034	UBUS	Aggregate	Aggregate	Natural Gas	5319.952	593629.9697	593630	0	21279.81	0	0.069224	0	0	0.069224	0.000434	0	0	0.000434	0.005313	0.02509	0.030837	0.000454	0	0	0.000454	0.021252	0.071684	0.09339	1234.158	0	0	1234.158	2.745623
Statewide Totals	2035	HHDT	Aggregate	Aggregate	Gasoline	48.16486	5692.057876	5692.058	0	963.6825	0	0.016678	0	2.38E-06	0.01668	7.07E-06	0	4.6E-07	7.53E-06	3.14E-05	0.000195	0.000234	7.69E-06	0	5E-07	8.19E-06	0.000125	0.000556	0.00069	11.43093	0	0.049715	11.48064	0.000527
Statewide Totals	2035	HHDT	Aggregate	Aggregate	Diesel	359761.9	50374336.17	50374336	0	5980942	0	75.30586	26.43324	17.57157	119.3107	1.456899	0.010922	0	1.467821	0.494369	1.579686	3.541875	1.522774	0.011416	0	1.534189	1.977476	4.513387	8.025052	74210.87	5028.948	0	79239.81	0.030251
Statewide Totals	2035	HHDT	Aggregate	Aggregate	Electricity	45666.71	5293906.477	0	5293906	623838.6	9646653	0	0	0	0	0	0	0	0	0.050682	0.088378	0.13906	0	0	0	0	0.202728	0.252507	0.455235	0	0	0	0	0
Statewide Totals	2035	HHDT	Aggregate	Aggregate	Natural Gas	21666.64	1333763.931	1333764	0	157885	0	0.640247	0.196435	0	0.836681	0.002318	0.00057	0	0.002888	0.013232	0.078264	0.094384	0.002521	0.00062	0	0.003141	0.052928	0.223612	0.279681	1702.494	206.8033	0	1909.297	1.456872
Statewide Totals	2035	LDA	Aggregate	Aggregate	Gasoline	12476484	489877319.5	4.9E+08	0	57857638	0	12.54961	0	11.61469	24.1643	0.383507	0	0.074458	0.457965	1.079995	1.448349	2.986309	0.417099	0	0.08098	0.498079	4.319981	4.13814	8.9562	129111	0	3661.169	132772.1	0.707121
Statewide Totals	2035	LDA	Aggregate	Aggregate	Diesel	14614.04	439593.8179	439593.8	0	62227.82	0	0.030807	0	0	0.030807	0.002049	0	0	0.002049	0.000969	0.001322	0.004341	0.002142	0	0	0.002142	0.003877	0.003777	0.009796	100.7949	0	0	100.7949	0.000265
Statewide Totals	2035	LDA	Aggregate	Aggregate	Electricity	1454951	62378720.67	0	62378721	6963275	24083335	0	0	0	0	0	0	0	0	0.137522	0.105596	0.243117	0	0	0	0	0.550086	0.301702	0.851788	0	0	0	0	0
Statewide Totals	2035	LDA	Aggregate	Aggregate	Plug-in Hyb	551388.1	22859643.11	9701557	13158086	2279990	3974134	0.071008	0	0.285266	0.356275	0.007576	0	0.002916	0.010492	0.050397	0.035447	0.096337	0.00824	0	0.003172	0.011412	0.201588	0.101278	0.314277	3070.242	0	145.2929	3215.535	0.01003
Statewide Totals	2035	LDT1	Aggregate	Aggregate	Gasoline	1061127	36866506.85	36866507	0	4673216	0	2.008459	0	1.26841	3.276869	0.038585	0	0.007827	0.046412	0.081277	0.133511	0.2612	0.041965	0	0.008512	0.050477	0.325107	0.381461	0.757046	11696.21	0	365.1911	12061.4	0.113439
Statewide Totals	2035	LDT1	Aggregate	Aggregate	Diesel	9.18579	348.4285746	348.4286	0	41.77248	0	3.94E-05	0	0	3.94E-05	3.74E-06	0	0	3.74E-06	7.68E-07	1.21E-06	5.72E-06	3.91E-06	0	0	3.91E-06	3.07E-06	3.47E-06	1.04E-05	0.13694	0	0	0.13694	4.27E-07
Statewide Totals	2035	LDT1	Aggregate	Aggregate	Electricity	16334.68	740774.0207	0	740774	79764.6	285999.9	0	0	0	0	0	0	0	0	0.001633	0.001252	0.002885	0	0	0	0	0.006533	0.003577	0.010109	0	0	0	0	0
Statewide Totals	2035	LDT1	Aggregate	Aggregate	Plug-in Hyb	12665.25	562078.1839	230060.4	332017.8	52370.8	100279.3	0.001687	0	0.006544	0.008231	0.000135	0	4.83E-05	0.000183	0.001239	0.000875	0.002297	0.000147	0	5.26E-05	0.000199	0.004957	0.002499	0.007655	73.06227	0	3.691692	76.75396	0.00024
Statewide Totals	2035	LDT2	Aggregate	Aggregate	Gasoline	7218592	278114294.6	2.78E+08	0	33430020	0	10.07583	0	8.349446	18.42528	0.227859	0	0.043624	0.271483	0.613137	0.979576	1.864196	0.247818	0	0.047445	0.295262	2.45255	2.798788	5.5466	88958.17	0	2605.762	91563.93	0.54431
Statewide Totals	2035	LDT2	Aggregate	Aggregate	Diesel	26762.5	1046251.776	1046252	0	125068.7	0	0.036606	0	0	0.036606	0.004736	0	0	0.004736	0.002307	0.003674	0.010716	0.00495	0	0	0.00495	0.009226	0.010496	0.024672	309.2409	0	0	309.2409	0.000804
Statewide Totals	2035	LDT2	Aggregate	Aggregate	Electricity	197625.2	6151823.737	0	6151824	963803	2375112	0	0	0	0	0	0	0	0	0.013562	0.010403	0.023966	0	0	0	0	0.05425	0.029723	0.083973	0	0	0	0	0
Statewide Totals	2035	LDT2	Aggregate	Aggregate	Plug-in Hyb	152170.6	6383240.724	2653809	3729432	629225.6	1126400	0.019448	0	0.078691	0.098139	0.001775	0	0.000671	0.002446	0.014073	0.009926	0.026444	0.00193	0	0.00073	0.00266	0.056291	0.028359	0.08731	841.4454	0	47.34459	888.7899	0.00275
Statewide Totals	2035	LHDT1	Aggregate	Aggregate	Gasoline	442479	15935907.02	15935907	0	6592278	0	1.07985	0.014061	3.469521	4.563431	0.019987	0	0.00103	0.021017	0.035133	0.479561	0.53571	0.021738	0	0.00112	0.022858	0.140531	1.370174	1.533562	11667.35	54.42242	179.9564	11901.73	0.034911
Statewide Totals	2035	LHDT1	Aggregate	Aggregate	Diesel	323800.2	11341644.37	11341644	0	4072999	0	9.21446	0.514492	0	9.728952	0.277376	0.009307	0	0.286683	0.037506	0.341305	0.665495	0.289918	0.009728	0	0.299646	0.150024	0.975158	1.424828	6892.853	43.93921	0	6936.792	0.057824
Statewide Totals	2035	LHDT1	Aggregate	Aggregate	Electricity	143818.3	7772907.478	0	7772907	2012712	4705944	0	0	0	0	0	0	0	0	0.017136	0.116955	0.134092	0	0	0	0	0.068545	0.334158	0.402704	0	0	0	0	0
Statewide Totals	2035	LHDT2	Aggregate	Aggregate	Gasoline	59228.59	2040828.7	2040829	0	882417.8	0	0.117101	0.00182	0.466494	0.585415	0.002314	0	0.00011	0.002424	0.004499	0.071651	0.078574	0.002517	0	0.000119	0.002636	0.017997	0.204716	0.22535	1680.111	8.478753	23.41684	1712.007	0.003036
Statewide Totals	2035	LHDT2	Aggregate	Aggregate	Diesel	147523.7	5119729.93	5119730	0	1855663	0	3.934177	0.229515	0	4.163692	0.126109	0.004269	0	0.130378	0.016931	0.179747	0.327056	0.131812	0.004462	0	0.136274	0.067722	0.513562	0.717558	3647.725	32.13721	0	3679.862	0.026464
Statewide Totals	2035	LHDT2	Aggregate	Aggregate	Electricity	36878.69	1910416.25	0	1910416	488706.1	1145512	0	0	0	0	0	0	0	0	0.004212	0.033536	0.037748	0	0	0	0	0.016847	0.095817	0.112664	0	0	0	0	0
Statewide Totals	2035	MCY	Aggregate	Aggregate	Gasoline	724797.8	4094402.047	4094402	0	1449596	0	2.272368	0	0.152445	2.424813	0.009341	0	0.00501	0.014351	0.004513	0.018956	0.03782	0.010013	0	0.005362	0.015375	0.018053	0.05416	0.087588	857.6732	0	66.40147	924.0747	0.682475
Statewide Totals	2035	MDV	Aggregate	Aggregate	Gasoline	4332193	159243386.7	1.59E+08	0	19797855	0	7.321512	0	5.70603	13.02754	0.135042	0	0.027432	0.162474	0.351072	0.56867	1.082216	0.146871	0	0.029835	0.176705	1.404287	1.624772	3.205765	62238.38	0	1904.851	64143.23	0.366913
Statewide Totals	2035	MDV	Aggregate	Aggregate	Diesel	56343.67	1970400.485	1970400	0	254018.6	0	0.06161	0	0	0.06161	0.005572	0	0	0.005572	0.004344	0.007148	0.017064	0.005824	0	0	0.005824	0.017376	0.020423	0.043623	786.997	0	0	786.997	0.000861
Statewide Totals	2035	MDV	Aggregate	Aggregate	Electricity	186780	5763664.862	0	5763665	908368.1	2225250	0	0	0	0	0	0	0	0	0.012707	0.009757	0.022463	0	0	0	0	0.050827	0.027877	0.078703	0	0	0	0	0
Statewide Totals	2035	MDV	Aggregate	Aggregate	Plug-in Hyb	94682.59	3879656.999	1616029	2263628	391512.5	683683.2	0.01183	0	0.04896	0.06079	0.001129	0	0.00044	0.001569	0.008553	0.00603	0.016152	0.001228	0	0.000478	0.001706	0.034213	0.017229	0.053148	511.8875	0	35.95848	547.846	0.001666
Statewide Totals	2035	MH	Aggregate	Aggregate	Gasoline	54030.3	541622.3594	541622.4	0	5405.191	0	0.088207	0	0.002915	0.091122	0.000666	0	1.84E-06	0.000668	0.001791	0.009196	0.011655	0.000724	0	2E-06	0.000726	0.007164	0.026275	0.034165	1107.16	0	0.180104	1107.34	0.002693
Statewide Totals	2035	MH	Aggregate	Aggregate	Diesel	33674.36	305434.5662	305434.6	0	3367.436	0	1.037558	0	0	1.037558	0.021654	0	0	0.021654	0.001347	0.005167	0.028168	0.022634	0	0	0.022634	0.005387	0.014762	0.042782	352.3981	0	0	352.3981	0.001274
Statewide Totals	2035	MHDT	Aggregate	Aggregate	Gasoline	34992.32	1762299.714	1762300	0	700126.3	0	0.246333	0.002756	0.257877	0.506966	0.002198	0	0.000332	0.00253	0.005828	0.029878	0.038236	0.002391	0	0.000361	0.002752	0.023311	0.085365	0.111429	3013.576	19.2746	31.2132	3064.063	0.007727
Statewide Totals	2035	MHDT	Aggregate	Aggregate	Diesel	276502.1	11078238.42	11078238	0	3323913	0	5.832749	2.570116	5.092669	13.49553	0.056775	0.001363	0	0.058139	0.036635	0.188952	0.283726	0.059343	0.001425	0	0.060767	0.14654	0.539863	0.747171	12727.52	623.9156	0	13351.43	0.004662
Statewide Totals	2035	MHDT	Aggregate	Aggregate	Electricity	85783.8	4405080.979	0	4405081	1097683	4707520	0	0	0	0	0	0	0	0	0.014567	0.037569	0.052136	0	0	0	0	0.058269	0.107339	0.165609	0	0	0	0	0
Statewide Totals	2035	MHDT	Aggregate	Aggregate	Natural Gas	4215.94	169037.2646	169037.3	0	37606.67	0	0.014177	0.030123	0	0.044301	0.000227	9.98E-05	0	0.000326	0.000559	0.002895	0.00378	0.000247	0.000108	0	0.000355	0.002236	0.00827	0.010861	163.9194	25.40825	0	189.3276	0.123103
Statewide Totals	2035	OBUS	Aggregate	Aggregate	Gasoline	8605.215	300285.9462	300285.9	0	172173.1	0	0.088179	0.000526	0.069662	0.158367	0.000351	0	5.31E-05	0.000404	0.000993	0.005128	0.006526	0.000382	0	5.77E-05	0.000439	0.003972	0.014653	0.019064	523.7795	3.441792	5.696201	532.9175	0.002449
Statewide Totals	2035	OBUS	Aggregate	Aggregate	Diesel	11625.82	760244.3538	760244.4	0	137702.4	0	1.000095	0.108206	0.19069	1.29899	0.018033	0.000105	0	0.018138	0.002514	0.017855	0.038507	0.018848	0.00011	0	0.018958	0.010056	0.051014	0.080029	1047.262	30.32787	0	1077.59	0.001638
Statewide Totals	2035	OBUS	Aggregate	Aggregate	Electricity	1497.319	113371.331	0	113371.3	29958.35	122642.3	0	0	0	0	0	0	0	0	0.000375	0.000967	0.001342	0	0	0	0	0.0015	0.002763	0.004263	0	0	0	0	0
Statewide Totals	2035	OBUS	Aggregate	Aggregate	Natural Gas	945.9437	50614.86281	50614.86	0	8418.899	0	0.005559	0.001576	0	0.007135	6.33E-05	4.71E-06	0	6.8E-05	0.000167	0.000869	0.001104	6.89E-05	5.12E-06	0	7.4E-05	0.00067	0.002483	0.003226	46.97765	1.228052	0	48.2057	0.036677
Statewide Totals	2035	SBUS	Aggregate	Aggregate	Gasoline	6373.341	332368.4097	332368.4	0	25493.36	0	0.070578	0.005813	0.024199	0.100591	0.000339	0	1.51E-05	0.000354	0.000733	0.00587	0.006957	0.000368	0	1.65E-05	0.000385	0.002931	0.016772	0.020088	302.0493	17.75455	1.490944	321.2948	0.001063
Statewide Totals	2035	SBUS	Aggregate	Aggregate	Diesel	15485.36	327474.9893	327475	0	224228	0	0.640494	0.2371	0.150912	1.028505	0.004052	0.000128	0	0.00418	0.001083	0.005726	0.010989	0.004235	0.000134	0	0.004369	0.004332	0.01636	0.02506	401.7459	35.74398	0	437.4899	0.000653
Statewide Totals	2035	SBUS	Aggregate	Aggregate	Electricity	4199.788	128749.9526	0	128750	52909.85	140778.8	0	0	0	0	0	0	0	0	0.000384	0.001134	0.001518	0	0	0	0	0.001535	0.003241	0.004776	0	0	0	0	0
Statewide Totals	2035	SBUS	Aggregate	Aggregate	Natural Gas	5421.76	117290.0579	117290.1	0	78507.08	0	0.069	0.030784	0	0.099784	0.00051	8.5E-05	0	0.000595	0.000388	0.002099	0.003081	0.000554	9.24E-05	0	0.000647	0.001551	0.005997	0.008195	193.0507	25.12434	0	218.175	0.485279
Statewide Totals	2035	UBUS	Aggregate	Aggregate	Gasoline	2186.902	192941.3535	192941.4	0	8747.606	0	0.020523	0	0.005022	0.025545	0.000263	0	3.61E-06	0.000267	0.000478	0.007127	0.007872	0.000286	0	3.93E-06	0.00029	0.001914	0.020363	0.022567	222.1905	0	0.556332	222.7468	0.000419
Statewide Totals	2035	UBUS	Aggregate	Aggregate	Diesel	1245.469	126074.263	126074.3	0	4981.876	0	0.045205	0	0	0.045205	0.000854	0	0	0.000854	0.000977	0.005324	0.007155	0.000893	0	0	0.000893	0.003908	0.015211	0.020012	151.4071	0	0	151.4071	0.000401
Statewide Totals	2035	UBUS	Aggregate	Aggregate	Electricity	8118.576	844624.9539	0	844625	32474.3	1610654	0	0	0	0	0	0	0	0	0.007333	0.017923	0.025256	0	0	0	0	0.029333	0.051207	0.08054	0	0	0	0	0
Statewide Totals	2035	UBUS	Aggregate	Aggregate	Natural Gas	4062.957	484015.394	484015.4	0	16251.83	0	0.056037	0	0	0.056037	0.000379	0	0	0.000379	0.004288	0.020437	0.025104	0.000396	0	0	0.000396	0.01715	0.058391	0.075938	997.1126	0	0	997.1126	2.214136
Statewide Totals	2036	HHDT	Aggregate	Aggregate	Gasoline	46.15883	5466.477821	5466.478	0	923.5458	0	0.015554	0	4.03E-07	0.015555	6.82E-06	0	4.44E-07	7.27E-06	3.01E-05	0.000188	0.000225	7.42E-06	0	4.83E-07	7.9E-06	0.000121	0.000536	0.000665	10.86506	0	0.0468	10.91186	0.000507
Statewide Totals	2036	HHDT	Aggregate	Aggregate	Diesel	362908.2	51251123.75	51251124	0	6060300	0	75.51889	26.71546	17.68664	119.921	1.475635	0.011009	0	1.486644	0.503197	1.613404	3.603246	1.542357	0.011507	0	1.553864	2.012789	4.609726	8.176379	74770.7	5071.507	0	79842.21	0.030402
Statewide Totals	2036	HHDT	Aggregate	Aggregate	Electricity	51777.24	5911860.092	0	5911860	700452.1	10772570	0	0	0	0	0	0	0	0	0.056533	0.098862	0.155395	0	0	0	0	0.226131	0.282462	0.508594	0	0	0	0	0
Statewide Totals	2036	HHDT	Aggregate	Aggregate	Natural Gas	21501.51	1324452.912	1324453	0	157354.1	0	0.60453	0.193921	0	0.798452	0.002303	0.000579	0	0.002882	0.013139	0.077459	0.09348	0.002505	0.00063	0	0.003135	0.052558	0.22131	0.277003	1681.364	205.4847	0	1886.849	1.391858
Statewide Totals	2036	LDA	Aggregate	Aggregate	Gasoline	12477791	490153384.7	4.9E+08	0	57893988	0	12.20687	0	11.40948	23.61635	0.362571	0	0.070465	0.433036	1.080592	1.449768	2.963395	0.394329	0	0.076637	0.470966	4.322367	4.142193	8.935526	128106.5	0	3621.294	131727.8	0.68202
Statewide Totals	2036	LDA	Aggregate	Aggregate	Diesel	13369.14	405788.2667	405788.3	0	57012.07	0	0.026134	0	0	0.026134	0.001673	0	0	0.001673	0.000895	0.001218	0.003786	0.001749	0	0	0.001749	0.003578	0.003481	0.008808	91.45913	0	0	91.45913	0.000224
Statewide Totals	2036	LDA	Aggregate	Aggregate	Electricity	1499173	63728686.13	0	63728686	7156663	24604533	0	0	0	0	0	0	0	0	0.140498	0.107901	0.248398	0	0	0	0	0.561991	0.308288	0.870278	0	0	0	0	0
Statewide Totals	2036	LDA	Aggregate	Aggregate	Plug-in Hyb	559265.8	23027314.11	9703854	13323460	2312564	4024082	0.071068	0	0.289356	0.360424	0.007181	0	0.002816	0.009998	0.050767	0.035746	0.09651	0.00781	0	0.003063	0.010873	0.203066	0.102131	0.316071	3072.391	0	146.4279	3218.819	0.010028
Statewide Totals	2036	LDT1	Aggregate	Aggregate	Gasoline	1046983	36506486.09	36506486	0	4621148	0	1.79481	0	1.204745	2.999555	0.035641	0	0.00726	0.042901	0.080482	0.132138	0.25552	0.038762	0	0.007896	0.046658	0.321928	0.377536	0.746122	11451.79	0	355.0027	11806.79	0.100597
Statewide Totals	2036	LDT1	Aggregate	Aggregate	Diesel	8.844373	350.5026878	350.5027	0	41.42145	0	2.61E-05	0	0	2.61E-05	1.9E-06	0	0	1.9E-06	7.73E-07	1.22E-06	3.9E-06	1.99E-06	0	0	1.99E-06	3.09E-06	3.49E-06	8.57E-06	0.136735	0	0	0.136735	2.95E-07
Statewide Totals	2036	LDT1	Aggregate	Aggregate	Electricity	17669.56	791509.461	0	791509.5	85990.92	305588	0	0	0	0	0	0	0	0	0.001745	0.001338	0.003083	0	0	0	0	0.00698	0.003823	0.010803	0	0	0	0	0
Statewide Totals	2036	LDT1	Aggregate	Aggregate	Plug-in Hyb	13686.51	598802.2425	244857.1	353945.1	56593.7	106902	0.001797	0	0.007072	0.008869	0.000141	0	5.13E-05	0.000192	0.00132	0.000933	0.002445	0.000153	0	5.58E-05	0.000209	0.005281	0.002665	0.008154	77.79439	0	3.985079	81.77947	0.000256
Statewide Totals	2036	LDT2	Aggregate	Aggregate	Gasoline	7275369	279469127.7	2.79E+08	0	33670259	0	9.658433	0	8.280835	17.93927	0.216871	0	0.04164	0.258511	0.616116	0.985412	1.860039	0.235867	0	0.045287	0.281154	2.464465	2.815463	5.561083	88577.91	0	2594.57	91172.48	0.529605
Statewide Totals	2036	LDT2	Aggregate	Aggregate	Diesel	27019.59	1052769.593	1052770	0	126144.2	0	0.036431	0	0	0.036431	0.004757	0	0	0.004757	0.002321	0.003701	0.010779	0.004973	0	0	0.004973	0.009284	0.010573	0.02483	308.3958	0	0	308.3958	0.00081
Statewide Totals	2036	LDT2	Aggregate	Aggregate	Electricity	211232.9	6483905.614	0	6483906	1025916	2503323	0	0	0	0	0	0	0	0	0.014295	0.010969	0.025264	0	0	0	0	0.057178	0.03134	0.088519	0	0	0	0	0
Statewide Totals	2036	LDT2	Aggregate	Aggregate	Plug-in Hyb	159720	6623354.339	2744192	3879162	660442.4	1171623	0.020123	0	0.0826	0.102722	0.001774	0	0.000682	0.002456	0.014602	0.010308	0.027366	0.00193	0	0.000742	0.002672	0.058408	0.029452	0.090531	870.5015	0	49.52101	920.0225	0.002842
Statewide Totals	2036	LHDT1	Aggregate	Aggregate	Gasoline	430836.1	15356879.38	15356879	0	6418815	0	0.926848	0.013471	3.314726	4.255045	0.019122	0	0.000973	0.020095	0.033856	0.462136	0.516087	0.020797	0	0.001058	0.021855	0.135424	1.320389	1.477668	11169.56	52.77146	174.2597	11396.59	0.030235
Statewide Totals	2036	LHDT1	Aggregate	Aggregate	Diesel	314802.5	10914416.55	10914417	0	3959820	0	8.128108	0.484254	0	8.612361	0.258256	0.009056	0	0.267312	0.036093	0.328449	0.631854	0.269933	0.009466	0	0.279399	0.144373	0.938425	1.362197	6608.14	42.46353	0	6650.604	0.05353
Statewide Totals	2036	LHDT1	Aggregate	Aggregate	Electricity	167704	8867091.451	0	8867091	2346951	5369571	0	0	0	0	0	0	0	0	0.019549	0.133419	0.152968	0	0	0	0	0.078194	0.381198	0.459392	0	0	0	0	0
Statewide Totals	2036	LHDT2	Aggregate	Aggregate	Gasoline	57169.79	1954241.015	1954241	0	851744.6	0	0.101316	0.001715	0.437525	0.540556	0.002215	0	0.000102	0.002316	0.004308	0.068611	0.075235	0.002409	0	0.00011	0.002519	0.017233	0.196031	0.215783	1595.115	8.143711	22.50466	1625.763	0.002664
Statewide Totals	2036	LHDT2	Aggregate	Aggregate	Diesel	144753.1	4956169.41	4956169	0	1820812	0	3.652059	0.21951	0	3.871569	0.120842	0.004185	0	0.125027	0.01639	0.174004	0.315421	0.126305	0.004374	0	0.13068	0

Region	Calendar Year	Vehicle Category	Model Year	Speed	Fuel	Population	Total VMT	CVMT	EVMT	Trips	Energy Consumption	NOx_RUNEX	NOx_IDLEX	NOx_STREX	NOx_TOTEX	PM2.5_RUNEX	PM2.5_IDLEX	PM2.5_STREX	PM2.5_TOTEX	PM2.5_PMTW	PM2.5_PMBW	PM2.5_TOTAL	PM10_RUNEX	PM10_IDLEX	PM10_STREX	PM10_TOTEX	PM10_PMTW	PM10_PMBW	PM10_TOTAL	CO2_RUNEX	CO2_IDLEX	CO2_STREX	CO2_TOTEX	CH4_RUNEX
Statewide Totals	2036	MHDT	Aggregate	Aggregate	Electricity	99236.76	5046408.003	0	5046408	1270277	5391293	0	0	0	0	0	0	0	0	0.016688	0.043042	0.05973	0	0	0	0	0.066752	0.122977	0.189729	0	0	0	0	0
Statewide Totals	2036	MHDT	Aggregate	Aggregate	Natural Gas	4189.921	166838.9387	166838.9	0	37428.59	0	0.013658	0.02988	0	0.043538	0.000226	1E-04	0	0.000326	0.000552	0.002857	0.003734	0.000245	0.000109	0	0.000354	0.002207	0.008163	0.010724	161.4659	25.24796	0	186.7139	0.121743
Statewide Totals	2036	OBUS	Aggregate	Aggregate	Gasoline	8263.548	281257.1707	281257.2	0	165337.1	0	0.081247	0.000501	0.067341	0.149088	0.000332	0	5.11E-05	0.000383	0.00093	0.004803	0.006116	0.000361	0	5.55E-05	0.000416	0.00372	0.013723	0.01786	487.5951	3.2947	5.449871	496.3397	0.002272
Statewide Totals	2036	OBUS	Aggregate	Aggregate	Diesel	11630.49	763253.1246	763253.1	0	137631.3	0	0.960244	0.103415	0.185029	1.248688	0.017219	9.98E-05	0	0.017319	0.002524	0.017975	0.037818	0.017998	0.000104	0	0.018102	0.010096	0.051358	0.079556	1046.194	29.91415	0	1076.108	0.001559
Statewide Totals	2036	OBUS	Aggregate	Aggregate	Electricity	1704.166	127124.0091	0	127124	34096.96	137525.4	0	0	0	0	0	0	0	0	0.00042	0.001084	0.001505	0	0	0	0	0.001682	0.003098	0.00478	0	0	0	0	0
Statewide Totals	2036	OBUS	Aggregate	Aggregate	Natural Gas	956.2222	51182.46655	51182.47	0	8510.377	0	0.005449	0.001591	0	0.007039	6.49E-05	4.82E-06	0	6.97E-05	0.000169	0.000879	0.001118	7.06E-05	5.25E-06	0	7.58E-05	0.000677	0.00251	0.003263	47.28279	1.238867	0	48.52166	0.037214
Statewide Totals	2036	SBUS	Aggregate	Aggregate	Gasoline	6224.362	324171.756	324171.8	0	24897.45	0	0.061558	0.005628	0.023827	0.091014	0.000337	0	1.51E-05	0.000352	0.000715	0.005725	0.006792	0.000366	0	1.64E-05	0.000383	0.002859	0.016358	0.0196	293.393	17.2756	1.447204	312.1158	0.000862
Statewide Totals	2036	SBUS	Aggregate	Aggregate	Diesel	15008.15	315656.2815	315656.3	0	217318	0	0.535506	0.210787	0.150699	0.896992	0.003429	0.000104	0	0.003532	0.001044	0.005519	0.010095	0.003584	0.000108	0	0.003692	0.004175	0.015767	0.023635	385.3762	34.28878	0	419.665	0.000566
Statewide Totals	2036	SBUS	Aggregate	Aggregate	Electricity	4836.617	147977.3926	0	147977.4	60945.47	161808.6	0	0	0	0	0	0	0	0	0.000441	0.001304	0.001745	0	0	0	0	0.001765	0.003725	0.005489	0	0	0	0	0
Statewide Totals	2036	SBUS	Aggregate	Aggregate	Natural Gas	5421.98	115537.6611	115537.7	0	78510.27	0	0.066059	0.030752	0	0.096811	0.000502	8.58E-05	0	0.000588	0.000382	0.002067	0.003037	0.000546	9.33E-05	0	0.000639	0.001528	0.005907	0.008074	189.2863	25.14402	0	214.4303	0.473393
Statewide Totals	2036	UBUS	Aggregate	Aggregate	Gasoline	2166.154	192909.577	192909.6	0	8664.616	0	0.02047	0	0.004948	0.025418	0.000261	0	3.39E-06	0.000265	0.000475	0.0071	0.00784	0.000284	0	3.69E-06	0.000288	0.001898	0.020287	0.022473	217.1728	0	0.534612	217.7074	0.000411
Statewide Totals	2036	UBUS	Aggregate	Aggregate	Diesel	1129.848	114620.9684	114621	0	4519.392	0	0.042456	0	0	0.042456	0.000806	0	0	0.000806	0.000913	0.004838	0.006556	0.000842	0	0	0.000842	0.00365	0.013822	0.018314	139.7061	0	0	139.7061	0.000374
Statewide Totals	2036	UBUS	Aggregate	Aggregate	Electricity	9008.192	940271.3439	0	940271.3	36032.77	1797987	0	0	0	0	0	0	0	0	0.008111	0.019952	0.028063	0	0	0	0	0.032445	0.057006	0.089451	0	0	0	0	0
Statewide Totals	2036	UBUS	Aggregate	Aggregate	Natural Gas	3661.208	440714.0987	440714.1	0	14644.83	0	0.051296	0	0	0.051296	0.000369	0	0	0.000369	0.003917	0.018596	0.022882	0.000385	0	0	0.000385	0.015669	0.053132	0.069186	909.6907	0	0	909.6907	2.022877
Statewide Totals	2037	HHDT	Aggregate	Aggregate	Gasoline	44.37926	5250.05584	5250.056	0	887.9402	0	0.014516	0	0	0.014516	6.58E-06	0	4.3E-07	7.01E-06	2.89E-05	0.000181	0.000217	7.16E-06	0	4.68E-07	7.63E-06	0.000116	0.000517	0.00064	10.34177	0	0.044472	10.38624	0.000487
Statewide Totals	2037	HHDT	Aggregate	Aggregate	Diesel	366473	52202884.81	52202885	0	6148266	0	76.04891	27.05869	17.81513	120.9227	1.499692	0.01113	0	1.510822	0.512759	1.648315	3.671897	1.567502	0.011633	0	1.579135	2.051035	4.709473	8.339643	75541.24	5127.808	0	80669.05	0.030674
Statewide Totals	2037	HHDT	Aggregate	Aggregate	Electricity	57816.95	6501114.253	0	6501114	775541.9	11847345	0	0	0	0	0	0	0	0	0.062106	0.108868	0.170974	0	0	0	0	0.248424	0.31105	0.559474	0	0	0	0	0
Statewide Totals	2037	HHDT	Aggregate	Aggregate	Natural Gas	21321.63	1314341.231	1314341	0	156766.8	0	0.570024	0.191709	0	0.761732	0.002289	0.000588	0	0.002876	0.013039	0.076597	0.092512	0.002489	0.000639	0	0.003128	0.052157	0.218849	0.274134	1659.905	204.1459	0	1864.051	1.33193
Statewide Totals	2037	LDA	Aggregate	Aggregate	Gasoline	12490536	490642603.9	4.91E+08	0	57976254	0	11.9267	0	11.24057	23.16727	0.343994	0	0.066855	0.410849	1.08167	1.450599	2.943118	0.374124	0	0.072711	0.446836	4.326682	4.144568	8.918086	127300	0	3589.541	130889.5	0.660972
Statewide Totals	2037	LDA	Aggregate	Aggregate	Diesel	12336.18	378856.5485	378856.5	0	52730.14	0	0.022451	0	0	0.022451	0.00138	0	0	0.00138	0.000835	0.001135	0.00335	0.001442	0	0	0.001442	0.003341	0.003242	0.008025	84.01289	0	0	84.01289	0.000191
Statewide Totals	2037	LDA	Aggregate	Aggregate	Electricity	1539042	64899846.69	0	64899847	7329823	25056697	0	0	0	0	0	0	0	0	0.14308	0.109901	0.252981	0	0	0	0	0.572319	0.314004	0.886322	0	0	0	0	0
Statewide Totals	2037	LDA	Aggregate	Aggregate	Plug-in Hyb	566049.1	23161965.66	9699997	13461969	2340613	4065916	0.071032	0	0.292879	0.363911	0.006819	0	0.002718	0.009537	0.051063	0.035978	0.096578	0.007416	0	0.002956	0.010372	0.204254	0.102795	0.317421	3070.822	0	147.3376	3218.159	0.010008
Statewide Totals	2037	LDT1	Aggregate	Aggregate	Gasoline	1035140	36202323.06	36202323	0	4577742	0	1.620294	0	1.150293	2.770588	0.033083	0	0.006761	0.039844	0.079811	0.13086	0.250516	0.035981	0	0.007354	0.043334	0.319246	0.373886	0.736466	11239.1	0	346.2724	11585.37	0.090064
Statewide Totals	2037	LDT1	Aggregate	Aggregate	Diesel	9.138516	359.5215751	359.5216	0	42.71889	0	2.45E-05	0	0	2.45E-05	1.91E-06	0	0	1.91E-06	7.93E-07	1.26E-06	3.96E-06	1.99E-06	0	0	1.99E-06	3.17E-06	3.59E-06	8.75E-06	0.139696	0	0	0.139696	2.99E-07
Statewide Totals	2037	LDT1	Aggregate	Aggregate	Electricity	18957.76	838409.2659	0	838409.3	91932.17	323695.2	0	0	0	0	0	0	0	0	0.001848	0.001418	0.003266	0	0	0	0	0.007394	0.004052	0.011445	0	0	0	0	0
Statewide Totals	2037	LDT1	Aggregate	Aggregate	Plug-in Hyb	14666.61	632708.2849	258513.5	374194.8	60646.45	113018	0.001897	0	0.007578	0.009475	0.000147	0	5.41E-05	0.000201	0.001395	0.000986	0.002582	0.00016	0	5.89E-05	0.000218	0.00558	0.002817	0.008615	82.1176	0	4.266553	86.38416	0.000269
Statewide Totals	2037	LDT2	Aggregate	Aggregate	Gasoline	7328229	280661381	2.81E+08	0	33892451	0	9.307756	0	8.227448	17.5352	0.206785	0	0.039791	0.246575	0.618745	0.989701	1.855021	0.224897	0	0.043276	0.268173	2.474979	2.827716	5.570868	88233.13	0	2585.141	90818.27	0.517035
Statewide Totals	2037	LDT2	Aggregate	Aggregate	Diesel	27287.28	1059323.675	1059324	0	127259.4	0	0.036305	0	0	0.036305	0.004781	0	0	0.004781	0.002335	0.003725	0.010841	0.004997	0	0	0.004997	0.009342	0.010642	0.024981	307.9813	0	0	307.9813	0.000814
Statewide Totals	2037	LDT2	Aggregate	Aggregate	Electricity	224043.1	6784071.348	0	6784071	1083800	2619211	0	0	0	0	0	0	0	0	0.014956	0.011481	0.026437	0	0	0	0	0.059825	0.032803	0.092628	0	0	0	0	0
Statewide Totals	2037	LDT2	Aggregate	Aggregate	Plug-in Hyb	166675.8	6836972.983	2824169	4012804	689204.6	1211986	0.020707	0	0.086201	0.106908	0.00177	0	0.00069	0.00246	0.015073	0.010646	0.028179	0.001925	0	0.000751	0.002675	0.060292	0.030417	0.093384	895.7317	0	51.51593	947.2476	0.002919
Statewide Totals	2037	LHDT1	Aggregate	Aggregate	Gasoline	419861.1	14830779.74	14830780	0	6255304	0	0.798166	0.012929	3.175537	3.986632	0.018364	0	0.000924	0.019288	0.032696	0.446304	0.498288	0.019972	0	0.001005	0.020978	0.130785	1.275155	1.426917	10725.97	51.22996	168.8868	10946.08	0.026288
Statewide Totals	2037	LHDT1	Aggregate	Aggregate	Diesel	305531.5	10510526.24	10510526	0	3843202	0	7.113993	0.454162	0	7.568155	0.239526	0.008797	0	0.248323	0.034758	0.316294	0.599375	0.250356	0.009195	0	0.259551	0.139031	0.903698	1.30228	6341.83	40.96048	0	6382.79	0.049423
Statewide Totals	2037	LHDT1	Aggregate	Aggregate	Electricity	191149.9	9875218.445	0	9875218	2674975	5981569	0	0	0	0	0	0	0	0	0.021771	0.148588	0.170359	0	0	0	0	0.087084	0.424537	0.511621	0	0	0	0	0
Statewide Totals	2037	LHDT2	Aggregate	Aggregate	Gasoline	55265.51	1876769.877	1876770	0	823373.8	0	0.088899	0.001618	0.410588	0.501105	0.002133	0	9.51E-05	0.002228	0.004138	0.065891	0.072256	0.002319	0	0.000103	0.002423	0.01655	0.188259	0.207232	1520.202	7.834689	21.66791	1549.705	0.002381
Statewide Totals	2037	LHDT2	Aggregate	Aggregate	Diesel	141759.1	4799043.838	4799044	0	1783151	0	3.381091	0.20935	0	3.590441	0.115314	0.004094	0	0.119407	0.01587	0.168488	0.303765	0.120528	0.004279	0	0.124806	0.063481	0.481394	0.669681	3390.162	30.62194	0	3420.784	0.023968
Statewide Totals	2037	LHDT2	Aggregate	Aggregate	Electricity	49020.34	2431334.699	0	2431335	649426.7	1458128	0	0	0	0	0	0	0	0	0.00536	0.04268	0.048041	0	0	0	0	0.021441	0.121944	0.143385	0	0	0	0	0
Statewide Totals	2037	MCY	Aggregate	Aggregate	Gasoline	732696.9	4100737.573	4100738	0	1465394	0	2.237769	0	0.145372	2.383141	0.009472	0	0.005152	0.014624	0.00452	0.018985	0.038129	0.010156	0	0.005515	0.015671	0.018081	0.054243	0.087995	857.6629	0	65.62574	923.2887	0.671113
Statewide Totals	2037	MDV	Aggregate	Aggregate	Gasoline	4369780	159952004.6	1.6E+08	0	19953753	0	6.6405	0	5.546322	12.18682	0.123089	0	0.025107	0.148197	0.35263	0.571977	1.072803	0.133871	0	0.027306	0.161177	1.410519	1.63422	3.205916	61365.55	0	1875.747	63241.3	0.340914
Statewide Totals	2037	MDV	Aggregate	Aggregate	Diesel	54452.69	1903292.653	1903293	0	245339.3	0	0.049367	0	0	0.049367	0.004373	0	0	0.004373	0.004196	0.006891	0.01546	0.00457	0	0	0.00457	0.016784	0.019689	0.041043	742.5803	0	0	742.5803	0.000741
Statewide Totals	2037	MDV	Aggregate	Aggregate	Electricity	209210.1	6277499.083	0	6277499	1009043	2423633	0	0	0	0	0	0	0	0	0.01384	0.010635	0.024475	0	0	0	0	0.055358	0.030387	0.085745	0	0	0	0	0
Statewide Totals	2037	MDV	Aggregate	Aggregate	Plug-in Hyb	103825.9	4160100.222	1721221	2438880	429320.1	736614.3	0.012607	0	0.053693	0.0663	0.001117	0	0.000449	0.001566	0.009171	0.006476	0.017214	0.001215	0	0.000489	0.001704	0.036686	0.018504	0.056893	545.4287	0	39.14882	584.5775	0.001771
Statewide Totals	2037	MH	Aggregate	Aggregate	Gasoline	51513.31	525143.1694	525143.2	0	5153.392	0	0.075633	0	0.002742	0.078375	0.000647	0	1.78E-06	0.000649	0.001737	0.008916	0.011301	0.000704	0	1.94E-06	0.000706	0.006946	0.025474	0.033126	1072.948	0	0.171157	1073.119	0.002381
Statewide Totals	2037	MH	Aggregate	Aggregate	Diesel	33042.07	300325.4439	300325.4	0	3304.207	0	0.95532	0	0	0.95532	0.018598	0	0	0.018598	0.001324	0.005079	0.025002	0.019439	0	0	0.019439	0.005297	0.014512	0.039248	346.608	0	0	346.608	0.001184
Statewide Totals	2037	MHDT	Aggregate	Aggregate	Gasoline	32222.78	1589405.017	1589405	0	644713.4	0	0.195499	0.002444	0.237798	0.435742	0.002004	0	0.000309	0.002314	0.005256	0.026951	0.03452	0.00218	0	0.000336	0.002516	0.021024	0.077002	0.100542	2682.152	17.51163	28.2213	2727.885	0.006296
Statewide Totals	2037	MHDT	Aggregate	Aggregate	Diesel	264677.2	10659167.12	10659167	0	3184474	0	5.013166	2.333598	4.713142	12.05991	0.05053	0.001096	0	0.051626	0.035249	0.181753	0.268627	0.052814	0.001146	0	0.05396	0.140995	0.519293	0.714249	12097.04	587.8107	0	12684.85	0.004083
Statewide Totals	2037	MHDT	Aggregate	Aggregate	Electricity	112555.8	5663019.117	0	5663019	1441129	6048998	0	0	0	0	0	0	0	0	0.018727	0.048304	0.067031	0	0	0	0	0.074908	0.138011	0.212919	0	0	0	0	0
Statewide Totals	2037	MHDT	Aggregate	Aggregate	Natural Gas	4156.72	164818.9983	164819	0	37196.28	0	0.013179	0.029583	0	0.042762	0.000224	1E-04	0	0.000324	0.000545	0.002822	0.003692	0.000244	0.000109	0	0.000353	0.00218	0.008064	0.010597	159.2252	25.04307	0	184.2683	0.120504
Statewide Totals	2037	OBUS	Aggregate	Aggregate	Gasoline	7974.225	264709.8036	264709.8	0	159548.3	0	0.075772	0.000479	0.066049	0.1423	0.000315	0	4.93E-05	0.000364	0.000875	0.00452	0.00576	0.000342	0	5.37E-05	0.000396	0.003502	0.012915	0.016812	456.2796	3.170353	5.244377	464.6943	0.002131
Statewide Totals	2037	OBUS	Aggregate	Aggregate	Diesel	11652.59	766321.5414	766321.5	0	137755.2	0	0.921953	0.098716	0.179592	1.200261	0.016383	9.44E-05	0	0.016478	0.002534	0.018095	0.037107	0.017124	9.87E-05	0	0.017223	0.010137	0.051701	0.079061	1045.331	29.54054	0	1074.872	0.001476
Statewide Totals	2037	OBUS	Aggregate	Aggregate	Electricity	1901.817	139626.7514	0	139626.8	38051.54	151057.3	0	0	0	0	0	0	0	0	0.000462	0.001191	0.001653	0	0	0	0	0.001847	0.003403	0.00525	0	0	0	0	0
Statewide Totals	2037	OBUS	Aggregate	Aggregate	Natural Gas	965.589	51637.25493	51637.25	0	8593.742	0	0.005338	0.001603	0	0.006942	6.63E-05	4.94E-06	0	7.13E-05	0.000171	0.000886	0.001128	7.21E-05	5.37E-06	0	7.75E-05	0.000683	0.002533	0.003293	47.50269	1.248861	0	48.75155	0.037669
Statewide Totals	2037	SBUS	Aggregate	Aggregate	Gasoline	6044.132	314285.3654	314285.4	0	24176.53	0	0.059773	0.005411	0.023641	0.088826	0.000337	0	1.52E-05	0.000353	0.000693	0.00555	0.006596	0.000367	0	1.65E-05	0.000383	0.002771	0.015858	0.019013	283.1124	16.70384	1.401746	301.2179	0.000828
Statewide Totals	2037	SBUS	Aggregate	Aggregate	Diesel	14546.23	304322.0568	304322.1	0	210629.4	0	0.446853	0.186599	0.150121	0.783572	0.002879	8.32E-05	0	0.002962	0.001006	0.00532	0.009288	0.003009	8.7E-05	0	0.003096	0.004025	0.015199	0.022321	369.7069	32.87468	0	402.5816	0.000487
Statewide Totals	2037	SBUS	Aggregate	Aggregate	Electricity	5472.327	166962.4742	0	166962.5	68964.21	182570	0	0	0	0	0	0	0	0	0.000498	0.001471	0.001969	0	0	0	0	0.001991	0.004202	0.006193	0	0	0	0	0
Statewide Totals	2037	SBUS	Aggregate	Aggregate	Natural Gas	5404.502	113518.0273	113518	0	78257.19	0	0.062917	0.030618	0	0.093535	0.000493	8.63E-05	0	0.00058	0.000375	0.002031	0.002986	0.000536	9.39E-05	0	0.00063	0.001502	0.005803	0.007935	185.0709	25.08467	0	210.1555	0.460303
Statewide Totals	2037	UBUS	Aggregate	Aggregate	Gasoline	2048.628	182228.8596	182228.9	0	8194.513	0	0.015615	0	0.004246	0.01986	0.000242	0	2.72E-06	0.000244	0.000435	0.006622	0.007302	0.000263	0	2.96E-06	0.000266	0.001742	0.01892	0.020927	188.7087	0	0.458851	189.1676	0.00034
Statewide Totals	2037	UBUS	Aggregate	Aggregate	Diesel	1001.054	103795.981	103796	0	4004.216	0	0.039482	0	0	0.039482	0.000757	0	0	0.000757	0.000844	0.004378	0.005979	0.000791	0	0	0.000791	0.003377	0.012509	0.016677	128.0098	0	0	128.0098	0.000346
Statewide Totals	2037	UBUS	Aggregate	Aggregate	Electricity	10162.15	1082414.805	0	1082415	40648.61	2081175	0	0	0	0	0	0	0	0	0.0093	0.022968	0.032268	0	0	0	0	0.0372	0.065624	0.102824	0	0	0	0	0
Statewide Totals	2037	UBUS	Aggregate	Aggregate	Natural Gas	3104.902	360923.2746	360923.3	0	12419.61	0	0.040479	0	0	0.040479	0.000334	0	0	0.000334	0.003186	0.015207	0.018727	0.000349	0	0	0.000349	0.012744	0.043448	0.056541	720.5954	0	0	720.5954	1.643629
Statewide Totals	2038	HHDT	Aggregate	Aggregate	Gasoline	42.8273	5044.123793	5044.124	0	856.8886	0	0.013574	0	6.34E-06	0.01358	6.34E-06	0	4.19E-07	6.76E-06	2.78E-05	0.000174	0.000209	6.9E-06	0	4.55E-07	7.36E-06	0.000111	0.000498	0.000616	9.858255	0	0.042481	9.900736	0.000467
Statewide Totals	2038	HHDT	Aggregate	Aggregate	Diesel	370536.1	53224068.27	53224068	0	6245673	0	76.72128	27.46442	17.96509	122.1508	1.519935	0.011282	0	1.531217	0.523001	1.68607	3.740288	1.588659	0.011792	0	1.600452	2.092005	4.817343	8.5098	76464.91	5197.573	0	81662.49	0.030968
Statewide Totals	2038	HHDT	Aggregate	Aggregate	Electricity	63837.65	7068836.772	0	7068837	849895.7	12887542	0	0	0	0	0	0	0	0	0.06747	0.118514	0.185984	0	0	0	0	0.269882	0.338611	0.608493	0	0	0	0	0
Statewide Totals	2038	HHDT	Aggregate	Aggregate	Natural Gas	21115.93	1303070.747	1303071	0	155959	0	0.535662	0.189461	0	0.725123	0.002268	0.000595	0	0.002863	0.012928	0.075624	0.091414	0.002466	0.000647	0	0.003113	0.05171	0.216067	0.270891	1634.194	202.5888	0	1836.783	1.272456
Statewide Totals	2038	LDA	Aggregate	Aggregate	Gasoline	12511403	491273604.1	4.91E+08	0	58093670	0	11.68665	0	11.09748	22.78414	0.327891	0	0.063597	0.391488	1.083074	1.456201	2.930763	0.356612	0	0.069167	0.425779	4.332295	4.160575	8.918648	126659.1	0	3564.485	130223.6	0.643018
Statewide Totals	2038	LDA	Aggregate	Aggregate	Diesel	11502.08	357856.6959	357856.7	0	49302.55	0	0.019541	0	0	0.019541	0.00117	0	0	0.00117	0.000789	0.001072	0.003032	0.001223	0	0	0.001223	0.003156	0.003064	0.007443	78.15425	0	0	78.15425	0.000167
Statewide Totals	2038	LDA	Aggregate	Aggregate	Electricity	1574858	65908565.91	0	65908566	7484428	25446146	0	0	0	0	0	0	0	0	0.145304	0.111625	0.256929	0	0	0	0	0.581214	0.318929	0.900143	0	0	0	0	0
Statewide Totals	2038	LDA	Aggregate	Aggregate	Plug-in Hyb	571920.9	23269548.12	9692437	13577111	2364893	4100692	0.071045	0	0.295929	0.366973	0.006498	0	0.002623	0.009121	0.051301	0.0362	0.096621	0.007067	0	0.002853	0.00992	0.205202	0.103428	0.31855	3071.094	0	148.0781	3219.172	0.010002
Statewide Totals	2038	LDT1	Aggregate	Aggregate	Gasoline	1023974	35927223.96	35927224	0	4538423	0	1.458132	0	1.099733	2.557865	0.030716	0	0.006288	0.037004	0.079206	0.130059	0.246269	0.033407	0	0.006838	0.040245	0.316824	0.371598	0.728668	11048.66	0	338.4246	11387.09	0.080496
Statewide Totals	2038	LDT1	Aggregate	Aggregate	Diesel	9.410007	367.5613731	367.5614	0	43.90835	0	2.3E-05	0	0	2.3E-05	1.91E-06	0	0	1.91E-06	8.1E-07	1.29E-06	4.01E-06	1.99E-06	0	0	1.99E-06	3.24E-06	3.69E-06	8.93E-06	0.142267	0	0	0.142267	3.03E-07
Statewide Totals	2038	LDT1	Aggregate	Aggregate	Electricity	20195.3	881517.7173	0	881517.7	97577.43	340338.6	0	0	0	0	0	0	0	0	0.001943	0.001492	0.003435	0	0	0	0	0.007774	0.004262	0.012035	0	0	0	0	0
Statewide Totals	2038	LDT1	Aggregate	Aggregate	Plug-in Hyb	15603.88	663870.5149	271058.9	392811.6	64522.06	118640.8	0.001991	0	0.008063	0.010054	0.000152	0	5.68E-05	0.000209	0.001464	0.001036	0.002708	0.000165	0	6.18E-05	0.000227	0.005854	0.002959	0.009041	86.17794	0	4.535618	90.71355	0.000283
Statewide Totals	2038	LDT2	Aggregate	Aggregate	Gasoline	7377592	281715217.4	2.82E+08	0	34100550	0	8.974389	0	8.18065	17.15504	0.197786	0	0.038084	0.23587	0.621076	0.996355	1.853301	0.21511	0	0.04142	0.25653	2.484304	2.846729	5.587563	87934.67	0	2577.398	90512.06	0.505333
Statewide Totals	2038	LDT2	Aggregate	Aggregate	Diesel	27560.18	1065748.966	1065749	0	128391.6	0	0.036296	0	0	0.036296	0.004813	0	0	0.004813	0.00235

Region	Calendar Year	Vehicle Category	Model Year	Speed	Fuel	Population	Total VMT	CVMT	EVMT	Trips	Energy Consumption	NOx_RUNEX	NOx_IDLEX	NOx_STREX	NOx_TOTEX	PM2.5_RUNEX	PM2.5_IDLEX	PM2.5_STREX	PM2.5_TOTEX	PM2.5_PMTW	PM2.5_PMBW	PM2.5_TOTAL	PM10_RUNEX	PM10_IDLEX	PM10_STREX	PM10_TOTEX	PM10_PMTW	PM10_PMBW	PM10_TOTAL	CO2_RUNEX	CO2_IDLEX	CO2_STREX	CO2_TOTEX	CH4_RUNEX
Statewide Totals	2038	MDV	Aggregate	Aggregate	Diesel	53624.22	1875922.102	1875922	0	241647.7	0	0.044747	0	0	0.044747	0.003938	0	0	0.003938	0.004136	0.006802	0.014875	0.004116	0	0	0.004116	0.016543	0.019433	0.040092	724.1288	0	0	724.1288	0.000697
Statewide Totals	2038	MDV	Aggregate	Aggregate	Electricity	219403.8	6495657.005	0	6495657	1054062	2507860	0	0	0	0	0	0	0	0	0.01432	0.011009	0.025329	0	0	0	0	0.057282	0.031454	0.088736	0	0	0	0	0
Statewide Totals	2038	MDV	Aggregate	Aggregate	Plug-in Hyb	107965	4279859.666	1766021	2513839	446435.4	759254.2	0.01295	0	0.055836	0.068786	0.001111	0	0.000453	0.001564	0.009435	0.006673	0.017672	0.001209	0	0.000493	0.001701	0.037742	0.019065	0.058508	560.1757	0	40.58815	600.7639	0.001817
Statewide Totals	2038	MH	Aggregate	Aggregate	Gasoline	50488.49	518456.4512	518456.5	0	5050.868	0	0.07084	0	0.002655	0.073495	0.000639	0	1.76E-06	0.000641	0.001715	0.008798	0.011154	0.000695	0	1.92E-06	0.000697	0.006858	0.025138	0.032693	1058.826	0	0.167522	1058.994	0.002263
Statewide Totals	2038	MH	Aggregate	Aggregate	Diesel	32693.16	297675.0383	297675	0	3269.316	0	0.914552	0	0	0.914552	0.017119	0	0	0.017119	0.001313	0.005033	0.023464	0.017893	0	0	0.017893	0.00525	0.014379	0.037522	343.3605	0	0	343.3605	0.001138
Statewide Totals	2038	MHDT	Aggregate	Aggregate	Gasoline	30950.67	1513915.407	1513915	0	619261	0	0.175242	0.002302	0.228545	0.406089	0.001914	0	0.000299	0.002213	0.005006	0.025663	0.032882	0.002082	0	0.000325	0.002406	0.020026	0.073323	0.095755	2538.269	16.70898	26.8764	2581.854	0.005741
Statewide Totals	2038	MHDT	Aggregate	Aggregate	Diesel	259226.3	10486246.21	10486246	0	3120599	0	4.672307	2.227788	4.536003	11.4361	0.048363	0.000998	0	0.04936	0.034677	0.178692	0.262729	0.050549	0.001043	0	0.051592	0.138709	0.510548	0.700849	11828.25	571.1845	0	12399.43	0.003859
Statewide Totals	2038	MHDT	Aggregate	Aggregate	Electricity	125805.9	6258987.596	0	6258988	1610914	6687885	0	0	0	0	0	0	0	0	0.020698	0.053365	0.074063	0	0	0	0	0.082792	0.15247	0.235262	0	0	0	0	0
Statewide Totals	2038	MHDT	Aggregate	Aggregate	Natural Ga	4110.023	162627.3184	162627.3	0	36828.57	0	0.012661	0.029199	0	0.04186	0.000222	9.96E-05	0	0.000322	0.000538	0.002784	0.003643	0.000242	0.000108	0	0.00035	0.002151	0.007953	0.010454	156.5522	24.7572	0	181.3094	0.118805
Statewide Totals	2038	OBUS	Aggregate	Aggregate	Gasoline	7692.919	250073.5406	250073.5	0	153919.9	0	0.07061	0.000459	0.062186	0.133254	0.000299	0	4.74E-05	0.000346	0.000827	0.004271	0.005443	0.000325	0	5.15E-05	0.000376	0.003308	0.012201	0.015886	428.6509	3.049475	5.03791	436.7383	0.002002
Statewide Totals	2038	OBUS	Aggregate	Aggregate	Diesel	11685.03	769361.7126	769361.7	0	137958.3	0	0.886286	0.094045	0.174509	1.15484	0.01546	8.89E-05	0	0.015549	0.002544	0.018216	0.03631	0.016159	9.29E-05	0	0.016252	0.010177	0.052047	0.078476	1044.52	29.17592	0	1073.696	0.001384
Statewide Totals	2038	OBUS	Aggregate	Aggregate	Electricity	2089.978	150941.1083	0	150941.1	41816.28	163285.2	0	0	0	0	0	0	0	0	0.000499	0.001288	0.001787	0	0	0	0	0.001997	0.003679	0.005676	0	0	0	0	0
Statewide Totals	2038	OBUS	Aggregate	Aggregate	Natural Ga	975.8619	52032.41696	52032.42	0	8685.171	0	0.005252	0.001618	0	0.00687	6.75E-05	5.05E-06	0	7.26E-05	0.000172	0.000893	0.001138	7.34E-05	5.49E-06	0	7.89E-05	0.000688	0.002552	0.003319	47.70076	1.259914	0	48.96068	0.03807
Statewide Totals	2038	SBUS	Aggregate	Aggregate	Gasoline	5835.368	302846.8545	302846.9	0	23341.47	0	0.056925	0.005163	0.022852	0.08494	0.000337	0	1.53E-05	0.000353	0.000668	0.005348	0.006368	0.000367	0	1.66E-05	0.000383	0.002671	0.015279	0.018334	271.3531	16.04796	1.348619	288.7496	0.000793
Statewide Totals	2038	SBUS	Aggregate	Aggregate	Diesel	14095.48	293322.2738	293322.3	0	204102.5	0	0.371278	0.164839	0.148943	0.68506	0.002401	6.66E-05	0	0.002468	0.00097	0.005127	0.008565	0.00251	6.96E-05	0	0.00258	0.00388	0.014649	0.021108	354.5329	31.49627	0	386.0291	0.000413
Statewide Totals	2038	SBUS	Aggregate	Aggregate	Electricity	6110.542	185798.7774	0	185798.8	77015.76	203159.2	0	0	0	0	0	0	0	0	0.000554	0.001637	0.002191	0	0	0	0	0.002215	0.004676	0.006892	0	0	0	0	0
Statewide Totals	2038	SBUS	Aggregate	Aggregate	Natural Ga	5362.055	111296.2872	111296.3	0	77642.55	0	0.059712	0.030338	0	0.090049	0.000484	8.66E-05	0	0.00057	0.000368	0.001991	0.00293	0.000526	9.42E-05	0	0.00062	0.001472	0.00569	0.007782	180.5573	24.91217	0	205.4695	0.446529
Statewide Totals	2038	UBUS	Aggregate	Aggregate	Gasoline	1993.389	178062.084	178062.1	0	7973.555	0	0.013146	0	0.003852	0.016998	0.000232	0	2.34E-06	0.000234	0.000418	0.00642	0.007071	0.000252	0	2.54E-06	0.000254	0.001671	0.018342	0.020268	173.402	0	0.416886	173.8189	0.000299
Statewide Totals	2038	UBUS	Aggregate	Aggregate	Diesel	913.2037	95389.71741	95389.72	0	3652.815	0	0.03667	0	0	0.03667	0.000708	0	0	0.000708	0.000782	0.004021	0.005511	0.00074	0	0	0.00074	0.003127	0.01149	0.015356	118.1374	0	0	118.1374	0.000322
Statewide Totals	2038	UBUS	Aggregate	Aggregate	Electricity	11180.04	1202037.985	0	1202038	44720.16	2313018	0	0	0	0	0	0	0	0	0.010335	0.025507	0.035842	0	0	0	0	0.041341	0.072876	0.114217	0	0	0	0	0
Statewide Totals	2038	UBUS	Aggregate	Aggregate	Natural Ga	2581.235	294702.911	294702.9	0	10324.94	0	0.033727	0	0	0.033727	0.000313	0	0	0.000313	0.002577	0.012393	0.015283	0.000327	0	0	0.000327	0.010309	0.03541	0.046045	592.7922	0	0	592.7922	1.331452
Statewide Totals	2039	HHDT	Aggregate	Aggregate	Gasoline	41.38491	4847.819836	4847.82	0	828.0293	0	0.012702	0	2.56E-05	0.012728	6.13E-06	0	4.09E-07	6.54E-06	2.67E-05	0.000168	0.000201	6.67E-06	0	4.44E-07	7.11E-06	0.000107	0.00048	0.000594	9.407744	0	0.040676	9.44842	0.000447
Statewide Totals	2039	HHDT	Aggregate	Aggregate	Diesel	375037.1	54310648.99	54310649	0	6352022	0	77.59848	27.92784	18.13988	123.6662	1.547925	0.011462	0	1.559387	0.533884	1.723853	3.817124	1.617916	0.01198	0	1.629896	2.135535	4.925295	8.690725	77565.99	5279.553	0	82845.55	0.03137
Statewide Totals	2039	HHDT	Aggregate	Aggregate	Electricity	69871.49	7619937.824	0	7619938	923922.8	13893109	0	0	0	0	0	0	0	0	0.072673	0.127874	0.200547	0	0	0	0	0.290692	0.365354	0.656047	0	0	0	0	0
Statewide Totals	2039	HHDT	Aggregate	Aggregate	Natural Ga	20911.51	1291710.741	1291711	0	155210.1	0	0.502802	0.187532	0	0.690334	0.002246	0.000602	0	0.002848	0.012815	0.074692	0.090355	0.002443	0.000654	0	0.003097	0.051259	0.213407	0.267763	1612.796	201.1319	0	1813.928	1.221628
Statewide Totals	2039	LDA	Aggregate	Aggregate	Gasoline	12539053	492024848.6	4.92E+08	0	58240175	0	11.47902	0	10.97556	22.45458	0.31393	0	0.060711	0.374641	1.08473	1.45796	2.917331	0.341428	0	0.066028	0.407456	4.338919	4.165601	8.911976	126188.4	0	3545.232	129733.6	0.627246
Statewide Totals	2039	LDA	Aggregate	Aggregate	Diesel	10841.69	341745.5411	341745.5	0	46609.59	0	0.017228	0	0	0.017228	0.001004	0	0	0.001004	0.000753	0.001022	0.002779	0.001049	0	0	0.001049	0.003014	0.00292	0.006983	73.6477	0	0	73.6477	0.000148
Statewide Totals	2039	LDA	Aggregate	Aggregate	Electricity	1606904	66772762.47	0	66772762	7621967	25779797	0	0	0	0	0	0	0	0	0.147209	0.113102	0.260311	0	0	0	0	0.588835	0.32315	0.911984	0	0	0	0	0
Statewide Totals	2039	LDA	Aggregate	Aggregate	Plug-in Hyb	577006.6	23355296.28	9683302	13671995	2385922	4129350	0.07097	0	0.29857	0.369541	0.006215	0	0.002535	0.008749	0.05149	0.03635	0.096588	0.006759	0	0.002757	0.009516	0.205958	0.103856	0.31933	3067.903	0	148.6892	3216.592	0.009981
Statewide Totals	2039	LDT1	Aggregate	Aggregate	Gasoline	1013975	35688993.85	35688994	0	4504498	0	1.322011	0	1.055913	2.377924	0.028542	0	0.005852	0.034395	0.078681	0.129035	0.242111	0.031043	0	0.006365	0.037408	0.314723	0.368671	0.720802	10881.4	0	331.4761	11212.88	0.071867
Statewide Totals	2039	LDT1	Aggregate	Aggregate	Diesel	9.662423	374.7765241	374.7765	0	45.00378	0	2.17E-05	0	0	2.17E-05	1.91E-06	0	0	1.91E-06	8.26E-07	1.32E-06	4.06E-06	2E-06	0	0	2E-06	3.3E-06	3.77E-06	9.07E-06	0.144606	0	0	0.144606	3.06E-07
Statewide Totals	2039	LDT1	Aggregate	Aggregate	Electricity	21381.57	920961.1391	0	920961.1	102925.2	355567	0	0	0	0	0	0	0	0	0.00203	0.001559	0.003589	0	0	0	0	0.008121	0.004454	0.012575	0	0	0	0	0
Statewide Totals	2039	LDT1	Aggregate	Aggregate	Plug-in Hyb	16495.72	692379.577	282534.7	409844.9	68209.8	123785.4	0.002075	0	0.008524	0.010599	0.000156	0	5.93E-05	0.000216	0.001526	0.001081	0.002823	0.00017	0	6.45E-05	0.000235	0.006106	0.003087	0.009428	89.81217	0	4.791534	94.6037	0.000294
Statewide Totals	2039	LDT2	Aggregate	Aggregate	Gasoline	7426168	282709067.5	2.83E+08	0	34304574	0	8.67601	0	8.145345	16.82136	0.189879	0	0.03658	0.226459	0.623267	0.999912	1.849639	0.20651	0	0.039784	0.246295	2.493069	2.856893	5.596256	87708.35	0	2572.251	90280.61	0.494715
Statewide Totals	2039	LDT2	Aggregate	Aggregate	Diesel	27830.23	1071854.386	1071854	0	129505.5	0	0.036273	0	0	0.036273	0.004839	0	0	0.004839	0.002363	0.003782	0.010985	0.005058	0	0	0.005058	0.009452	0.010806	0.025317	307.8522	0	0	307.8522	0.000824
Statewide Totals	2039	LDT2	Aggregate	Aggregate	Electricity	247086	7290954.787	0	7290955	1186399	2814910	0	0	0	0	0	0	0	0	0.016074	0.012347	0.02842	0	0	0	0	0.064295	0.035276	0.099571	0	0	0	0	0
Statewide Totals	2039	LDT2	Aggregate	Aggregate	Plug-in Hyb	178818.3	7190258.346	2955501	4234758	739413.8	1279023	0.02169	0	0.09249	0.11418	0.001754	0	0.000701	0.002454	0.015852	0.011215	0.029521	0.001907	0	0.000762	0.002669	0.063407	0.032044	0.09812	938.1127	0	54.9727	993.0854	0.00305
Statewide Totals	2039	LHDT1	Aggregate	Aggregate	Gasoline	398654.2	13892107.6	13892108	0	5939353	0	0.54665	0.011933	2.92906	3.487644	0.016911	0	0.000831	0.017742	0.030627	0.418057	0.466426	0.018392	0	0.000904	0.019296	0.122507	1.194447	1.336251	9922.744	48.29845	158.4385	10129.48	0.018272
Statewide Totals	2039	LHDT1	Aggregate	Aggregate	Diesel	288004.6	9792440.149	9792440	0	3622735	0	5.477836	0.399507	0	5.877342	0.206512	0.008308	0	0.21482	0.032383	0.294685	0.541888	0.21585	0.008684	0	0.224533	0.129532	0.841957	1.196022	5861.049	38.15697	0	5899.206	0.042345
Statewide Totals	2039	LHDT1	Aggregate	Aggregate	Electricity	236417.3	11669379.54	0	11669380	3308040	7076024	0	0	0	0	0	0	0	0	0.025727	0.175584	0.20131	0	0	0	0	0.102906	0.501668	0.604575	0	0	0	0	0
Statewide Totals	2039	LHDT2	Aggregate	Aggregate	Gasoline	51713.8	1741171.547	1741172	0	770458.5	0	0.067048	0.001441	0.360674	0.429162	0.001989	0	8.46E-05	0.002073	0.003839	0.06113	0.067042	0.002163	0	9.2E-05	0.002255	0.015355	0.174657	0.192267	1386.808	7.261877	20.11324	1414.183	0.001867
Statewide Totals	2039	LHDT2	Aggregate	Aggregate	Diesel	135567.8	4508629.603	4508630	0	1705273	0	2.885701	0.18972	0	3.075421	0.104352	0.003911	0	0.108264	0.01491	0.158292	0.281465	0.109071	0.004088	0	0.113159	0.059639	0.452262	0.62506	3155.835	29.04038	0	3184.875	0.021566
Statewide Totals	2039	LHDT2	Aggregate	Aggregate	Electricity	60668.12	2879739.494	0	2879739	803471.1	1728449	0	0	0	0	0	0	0	0	0.006349	0.050552	0.056901	0	0	0	0	0.025395	0.144434	0.169829	0	0	0	0	0
Statewide Totals	2039	MCY	Aggregate	Aggregate	Gasoline	740735.2	4106448.112	4106448	0	1481470	0	2.210359	0	0.13926	2.349619	0.009575	0	0.005276	0.014851	0.004527	0.019012	0.038389	0.010267	0	0.00565	0.015918	0.018106	0.054319	0.088343	857.722	0	65.0367	922.7587	0.662015
Statewide Totals	2039	MDV	Aggregate	Aggregate	Gasoline	4405017	160570782.2	1.61E+08	0	20103409	0	6.045764	0	5.433319	11.47908	0.112759	0	0.022951	0.135709	0.353998	0.576059	1.065767	0.122635	0	0.024961	0.147596	1.415993	1.645884	3.209473	60713.11	0	1854.073	62567.18	0.315889
Statewide Totals	2039	MDV	Aggregate	Aggregate	Diesel	52832.68	1852099.677	1852100	0	238293.9	0	0.039755	0	0	0.039755	0.003526	0	0	0.003526	0.004083	0.006705	0.014314	0.003686	0	0	0.003686	0.016333	0.019156	0.039175	708.2777	0	0	708.2777	0.000655
Statewide Totals	2039	MDV	Aggregate	Aggregate	Electricity	228880.3	6689326.664	0	6689327	1095477	2582632	0	0	0	0	0	0	0	0	0.014747	0.011341	0.026088	0	0	0	0	0.05899	0.032402	0.091392	0	0	0	0	0
Statewide Totals	2039	MDV	Aggregate	Aggregate	Plug-in Hyb	111801.2	4386634.618	1805907	2580728	462298	779456.7	0.013241	0	0.057822	0.071063	0.001105	0	0.000456	0.001561	0.009671	0.006842	0.018074	0.001202	0	0.000496	0.001698	0.038683	0.019549	0.05993	572.7738	0	41.91884	614.6927	0.001855
Statewide Totals	2039	MH	Aggregate	Aggregate	Gasoline	49562.08	512426.955	512427	0	4958.19	0	0.066247	0	0.002564	0.068811	0.000636	0	1.75E-06	0.000638	0.001695	0.008696	0.011028	0.000692	0	1.9E-06	0.000693	0.006778	0.024845	0.032317	1046.39	0	0.164192	1046.554	0.002149
Statewide Totals	2039	MH	Aggregate	Aggregate	Diesel	32346.18	295076.2186	295076.2	0	3234.618	0	0.877572	0	0	0.877572	0.015768	0	0	0.015768	0.001301	0.004988	0.022057	0.01648	0	0	0.01648	0.005204	0.014252	0.035937	340.4385	0	0	340.4385	0.001095
Statewide Totals	2039	MHDT	Aggregate	Aggregate	Gasoline	29744.18	1445275.215	1445275	0	595121.6	0	0.157123	0.002169	0.219061	0.378353	0.001834	0	0.000288	0.002122	0.004779	0.024501	0.031403	0.001994	0	0.000314	0.002308	0.019118	0.070003	0.091429	2409.213	15.95296	25.61404	2450.78	0.005222
Statewide Totals	2039	MHDT	Aggregate	Aggregate	Diesel	254277.1	10340344.53	10340345	0	3063047	0	4.390919	2.132434	4.37383	10.89718	0.046489	0.000921	0	0.04741	0.034195	0.176176	0.257781	0.048591	0.000962	0	0.049553	0.136779	0.50336	0.689693	11599.37	555.9529	0	12155.32	0.003675
Statewide Totals	2039	MHDT	Aggregate	Aggregate	Electricity	138879.4	6831158.27	0	6831158	1778315	7298136	0	0	0	0	0	0	0	0	0.02259	0.058245	0.080835	0	0	0	0	0.090361	0.166415	0.256776	0	0	0	0	0
Statewide Totals	2039	MHDT	Aggregate	Aggregate	Natural Ga	4059.471	160463.6092	160463.6	0	36440.18	0	0.012204	0.028783	0	0.040987	0.000221	9.91E-05	0	0.00032	0.000531	0.002746	0.003597	0.00024	0.000108	0	0.000348	0.002123	0.007847	0.010318	154.1949	24.44188	0	178.6367	0.117422
Statewide Totals	2039	OBUS	Aggregate	Aggregate	Gasoline	7431.582	237239.4728	237239.5	0	148691.1	0	0.064986	0.00044	0.05791	0.123336	0.000284	0	4.55E-05	0.000329	0.000785	0.004051	0.005165	0.000308	0	4.95E-05	0.000358	0.003138	0.011575	0.015071	404.5147	2.937218	4.840264	412.2922	0.001866
Statewide Totals	2039	OBUS	Aggregate	Aggregate	Diesel	11731.18	772398.105	772398.1	0	138298.8	0	0.856566	0.089691	0.169848	1.116104	0.014781	8.48E-05	0	0.014866	0.002554	0.018329	0.035749	0.015449	8.86E-05	0	0.015538	0.010217	0.052369	0.078124	1044.125	28.8521	0	1072.977	0.0013
Statewide Totals	2039	OBUS	Aggregate	Aggregate	Electricity	2269.209	161163.0456	0	161163	45402.34	174350.3	0	0	0	0	0	0	0	0	0.000533	0.001375	0.001908	0	0	0	0	0.002132	0.003928	0.00606	0	0	0	0	0
Statewide Totals	2039	OBUS	Aggregate	Aggregate	Natural Ga	986.7014	52362.15787	52362.16	0	8781.643	0	0.005182	0.001634	0	0.006816	6.85E-05	5.15E-06	0	7.36E-05	0.000173	0.000899	0.001146	7.45E-05	5.6E-06	0	8.01E-05	0.000693	0.002568	0.003341	47.85677	1.271898	0	49.12866	0.03839
Statewide Totals	2039	SBUS	Aggregate	Aggregate	Gasoline	5601.113	290302.2114	290302.2	0	22404.45	0	0.054275	0.004887	0.022145	0.081306	0.000336	0	1.53E-05	0.000352	0.00064	0.005126	0.006118	0.000366	0	1.66E-05	0.000383	0.00256	0.014645	0.017588	258.535	15.31708	1.289112	275.1412	0.000758
Statewide Totals	2039	SBUS	Aggregate	Aggregate	Diesel	13653.4	282650.3042	282650.3	0	197701.3	0	0.307191	0.145813	0.146903	0.599907	0.001997	5.38E-05	0	0.002051	0.000935	0.00494	0.007926	0.002087	5.62E-05	0	0.002144	0.003739	0.014115	0.019997	339.8652	30.15197	0	370.0172	0.000342
Statewide Totals	2039	SBUS	Aggregate	Aggregate	Electricity	6758.419	204675.1032	0	204675.1	85198.91	223790.4	0	0	0	0	0	0	0	0	0.00061	0.001803	0.002413	0	0	0	0	0.00244	0.005151	0.007592	0	0	0	0	0
Statewide Totals	2039	SBUS	Aggregate	Aggregate	Natural Ga	5289.709	108730.3605	108730.4	0	76594.98	0	0.056259	0.029883	0	0.086142	0.000472	8.65E-05	0	0.000559	0.00036	0.001945	0.002864	0.000514	9.41E-05	0	0.000608	0.001438	0.005559	0.007605	175.4452	24.6016	0	200.0468	0.431226
Statewide Totals	2039	UBUS	Aggregate	Aggregate	Gasoline	1888.701	169131.3601	169131.4	0	7554.802	0	0.007921	0	0.003101	0.011022	0.000211	0	1.72E-06	0.000213	0.000385	0.006015	0.006613	0.00023	0	1.88E-06	0.000232	0.001538	0.017187	0.018957	146.7227	0	0.347263	147.07	0.000226
Statewide Totals	2039	UBUS	Aggregate	Aggregate	Diesel	692.5845	72789.47327	72789.47	0	2770.338	0	0.029056	0	0	0.029056	0.000573	0	0	0.000573	0.000613	0.003062	0.004248	0.000599	0	0	0.000599	0.002451	0.008749	0.011799	91.51364	0	0	91.51364	0.000255
Statewide Totals	2039	UBUS	Aggregate	Aggregate	Electricity	12374.77	1334230.296	0	1334230	49499.09	2568222	0	0	0	0	0	0	0	0	0.011427	0.028312	0.039739	0	0	0	0	0.045709	0.080891	0.1266	0	0	0	0	0
Statewide Totals	2039	UBUS	Aggregate	Aggregate	Natural Ga	2062.713	234850.0282	234850	0	8250.851	0	0.027429	0	0	0.027429	0.000266	0	0	0.000266	0.002056	0.00985	0.012172	0.000278	0	0	0.000278	0.008225	0.028143	0.036646	476.5721	0	0	476.5721	1.059108
Statewide Totals	2040	HHDT	Aggregate	Aggregate	Gasoline	39.87658	4658.980429	4658.98	0	797.8507	0	0.01189	0	5.58E-05	0.011945	5.92E-06	0	3.97E-07	6.31E-06	2.57E-05	0.000162	0.000194	6.43E-06	0	4.32E-07	6.87E-06	0.000103	0.000463	0.000573	8.983229	0	0.038823	9.022053	0.00043
Statewide Totals	2040	HHDT	Aggregate	Aggregate	Diesel	380017.3	55464868.77	55464869	0	6468132	0	78.59107	28.44928	18.34309	125.3834	1.577876	0.011662	0	1.589538	0.545426	1.763161	3.898126	1.649221	0.012189	0	1.66141	2.181705	5.037603	8.880719	78813.79	5373.753	0	84187.54	0.031822
Statewide Totals	2040	HHDT	Aggregate	Aggregate	Electricity	75911.52	8153464.859	0	8153465	997545.8	14866687	0	0	0	0	0	0	0	0	0.077708	0.13695	0.214657	0	0	0	0	0.31083	0.391284	0.702115	0	0	0	0	0
Statewide Totals	2040	HHDT	Aggregate	Aggregate	Natural Ga	20706.72	1280367.579	1280368	0	154498.2	0	0.469991	0.185902	0	0.655892	0.002216	0.000608	0	0.002823	0.012702	0.073763	0.089289	0.00241	0.000661	0	0.003071	0.050809	0.210751	0.264631	1591.965	199.742	0	1791.707	1.176406
Statewide Totals	2040	LDA	Aggregate	Aggregate	Gasoline	12570406	492838889.3	4.93E+08	0	58404644	0	11.28957	0	10.86771	22.15729	0.301987	0	0.058145	0.360133	1.086525	1.45996	2.906617	0.328439	0	0.063238	0.391677	4.346098	4.171314	8.90909	125844.4	0	3530.412	129374.8	0.612944
Statewide Totals	2040	LDA	Aggregate	Aggregate	Diesel	10264.84	329214.8806	329214.9	0	44360.78	0	0.014805	0	0	0.014805	0.000855	0	0	0.000855	0.000726	0.000983	0.002564	0.000894	0	0	0.000894	0.002903	0.002808	0.006605	70.10114	0	0	70.10114	0.000132
Statewide Totals	2040	LDA	Aggregate	Aggregate	Electricity	1635561	67512037.71	0	67512038	7744337	26065219	0	0	0	0	0	0	0	0	0.148839	0.114366	0.

Region	Calendar Year	Vehicle Category	Model Year	Speed	Fuel	Population	Total VMT	CVMT	EVMT	Trips	Energy Consumption	NOx_RUNEX	NOx_IDLEX	NOx_STREX	NOx_TOTEX	PM2.5_RUNEX	PM2.5_IDLEX	PM2.5_STREX	PM2.5_TOTEX	PM2.5_PMTW	PM2.5_PMBW	PM2.5_TOTAL	PM10_RUNEX	PM10_IDLEX	PM10_STREX	PM10_TOTEX	PM10_PMTW	PM10_PMBW	PM10_TOTAL	CO2_RUNEX	CO2_IDLEX	CO2_STREX	CO2_TOTEX	CH4_RUNEX
Statewide Totals	2040	LHDT1	Aggregate	Aggregate	Diesel	279651.5	9471571.84	9471572	0	3517664	0	4.800894	0.374634	0	5.175529	0.192329	0.008077	0	0.200406	0.031322	0.285029	0.516757	0.201025	0.008442	0	0.209467	0.125287	0.814368	1.149123	5650.312	36.8404	0	5687.152	0.039401
Statewide Totals	2040	LHDT1	Aggregate	Aggregate	Electricity	258120.4	12468150.93	0	12468151	3611407	7562019	0	0	0	0	0	0	0	0	0.027488	0.187603	0.21509	0	0	0	0	0.10995	0.536008	0.645958	0	0	0	0	0
Statewide Totals	2040	LHDT2	Aggregate	Aggregate	Gasoline	50076.47	1682114.544	1682115	0	746064.8	0	0.058216	0.001361	0.338193	0.39777	0.001928	0	8.01E-05	0.002008	0.003708	0.059057	0.064773	0.002097	0	8.71E-05	0.002184	0.014834	0.168733	0.185751	1330.777	6.999507	19.40252	1357.179	0.001661
Statewide Totals	2040	LHDT2	Aggregate	Aggregate	Diesel	132779.4	4382017.759	4382018	0	1670198	0	2.678589	0.181418	0	2.860007	0.100018	0.003833	0	0.10385	0.014491	0.153847	0.272188	0.10454	0.004006	0	0.108546	0.057964	0.439562	0.606072	3056.541	28.33573	0	3084.877	0.020632
Statewide Totals	2040	LHDT2	Aggregate	Aggregate	Electricity	66268.2	3080586.502	0	3080587	877501.7	1849156	0	0	0	0	0	0	0	0	0.006792	0.054078	0.060869	0	0	0	0	0.027166	0.154507	0.181673	0	0	0	0	0
Statewide Totals	2040	MCY	Aggregate	Aggregate	Gasoline	744784.9	4109040.061	4109040	0	1489570	0	2.198444	0	0.136686	2.33513	0.009616	0	0.005331	0.014946	0.004529	0.019024	0.038499	0.010311	0	0.005709	0.016021	0.018118	0.054353	0.088492	857.7658	0	64.80363	922.5695	0.658123
Statewide Totals	2040	MDV	Aggregate	Aggregate	Gasoline	4421312	160839364.4	1.61E+08	0	20174022	0	5.785238	0	5.390557	11.17579	0.108084	0	0.021929	0.130013	0.35459	0.577035	1.061639	0.117551	0	0.02385	0.141401	1.418361	1.648672	3.208434	60455.86	0	1845.695	62301.55	0.304569
Statewide Totals	2040	MDV	Aggregate	Aggregate	Diesel	52182.28	1832197.581	1832198	0	235517.2	0	0.036521	0	0	0.036521	0.003197	0	0	0.003197	0.004039	0.006623	0.013859	0.003342	0	0	0.003342	0.016157	0.018922	0.038421	694.8813	0	0	694.8813	0.00062
Statewide Totals	2040	MDV	Aggregate	Aggregate	Electricity	237628.6	6859905.59	0	6859906	1133317	2648490	0	0	0	0	0	0	0	0	0.015124	0.011633	0.026757	0	0	0	0	0.060494	0.033237	0.093731	0	0	0	0	0
Statewide Totals	2040	MDV	Aggregate	Aggregate	Plug-in Hyb	115325.3	4480983.302	1841072	2639911	476870.2	797331.8	0.013498	0	0.059647	0.073145	0.001098	0	0.000458	0.001556	0.009879	0.006992	0.018427	0.001195	0	0.000498	0.001693	0.039516	0.019977	0.061186	583.8752	0	43.13734	627.0126	0.001889
Statewide Totals	2040	MH	Aggregate	Aggregate	Gasoline	48713.74	506893.1693	506893.2	0	4873.322	0	0.062296	0	0.002473	0.064768	0.000633	0	1.73E-06	0.000635	0.001676	0.008602	0.010913	0.000689	0	1.89E-06	0.00069	0.006705	0.024576	0.031972	1034.991	0	0.161159	1035.152	0.002069
Statewide Totals	2040	MH	Aggregate	Aggregate	Diesel	32038.8	292746.535	292746.5	0	3203.88	0	0.844183	0	0	0.844183	0.014487	0	0	0.014487	0.001291	0.004948	0.020726	0.015142	0	0	0.015142	0.005163	0.014139	0.034443	337.822	0	0	337.822	0.001057
Statewide Totals	2040	MHDT	Aggregate	Aggregate	Gasoline	28631.58	1383265.692	1383266	0	572860.6	0	0.142151	0.002048	0.208973	0.353172	0.001761	0	0.000279	0.00204	0.004574	0.023451	0.030066	0.001915	0	0.000304	0.002219	0.018297	0.067004	0.087521	2293.556	15.26088	24.47063	2333.288	0.004808
Statewide Totals	2040	MHDT	Aggregate	Aggregate	Diesel	249717.3	10214210.29	10214210	0	3010472	0	4.136071	2.044638	4.222694	10.4034	0.044783	0.00085	0	0.045633	0.033778	0.173997	0.253408	0.046808	0.000888	0	0.047696	0.135111	0.497135	0.679942	11397.01	541.8056	0	11938.82	0.003504
Statewide Totals	2040	MHDT	Aggregate	Aggregate	Electricity	151920.9	7387000.367	0	7387000	1945014	7890755	0	0	0	0	0	0	0	0	0.024428	0.062987	0.087415	0	0	0	0	0.097713	0.179963	0.277676	0	0	0	0	0
Statewide Totals	2040	MHDT	Aggregate	Aggregate	Natural Ga	4005.752	158366.8663	158366.9	0	36033.5	0	0.011781	0.028345	0	0.040126	0.000219	9.84E-05	0	0.000318	0.000524	0.00271	0.003552	0.000239	0.000107	0	0.000346	0.002095	0.007744	0.010184	151.8971	24.09853	0	175.9956	0.116042
Statewide Totals	2040	OBUS	Aggregate	Aggregate	Gasoline	7186.576	225978.8631	225978.9	0	143789	0	0.060379	0.000422	0.055273	0.116075	0.00027	0	4.36E-05	0.000313	0.000747	0.003859	0.004919	0.000293	0	4.74E-05	0.000341	0.002989	0.011025	0.014355	383.4202	2.832126	4.656405	390.9088	0.001745
Statewide Totals	2040	OBUS	Aggregate	Aggregate	Diesel	11786.85	775394.0674	775394.1	0	138787.6	0	0.827985	0.085772	0.165753	1.07951	0.01405	8.04E-05	0	0.01413	0.002564	0.018437	0.035132	0.014685	8.4E-05	0	0.014769	0.010257	0.052678	0.077704	1044.109	28.60581	0	1072.714	0.001206
Statewide Totals	2040	OBUS	Aggregate	Aggregate	Electricity	2438.896	170331.3216	0	170331.3	48797.44	184276.3	0	0	0	0	0	0	0	0	0.000563	0.001453	0.002016	0	0	0	0	0.002253	0.004152	0.006405	0	0	0	0	0
Statewide Totals	2040	OBUS	Aggregate	Aggregate	Natural Ga	997.7402	52650.26614	52650.27	0	8879.888	0	0.005138	0.001651	0	0.006788	6.92E-05	5.25E-06	0	7.45E-05	0.000174	0.000904	0.001152	7.53E-05	5.71E-06	0	8.1E-05	0.000696	0.002582	0.00336	47.98967	1.283754	0	49.27343	0.038656
Statewide Totals	2040	SBUS	Aggregate	Aggregate	Gasoline	5324.019	275599.6902	275599.7	0	21296.07	0	0.050441	0.004568	0.020917	0.075925	0.000335	0	1.53E-05	0.00035	0.000608	0.004866	0.005823	0.000364	0	1.66E-05	0.000381	0.00243	0.013903	0.016714	243.6312	14.45962	1.219001	259.3098	0.000717
Statewide Totals	2040	SBUS	Aggregate	Aggregate	Diesel	13217.72	272312.9311	272312.9	0	191392.6	0	0.253418	0.129746	0.143917	0.527081	0.001667	4.45E-05	0	0.001712	0.000901	0.004759	0.007372	0.001743	4.65E-05	0	0.001789	0.003602	0.013598	0.01899	325.7531	28.84533	0	354.5984	0.000278
Statewide Totals	2040	SBUS	Aggregate	Aggregate	Electricity	7420.965	223717.9361	0	223717.9	93584.16	244608.8	0	0	0	0	0	0	0	0	0.000667	0.001971	0.002638	0	0	0	0	0.002667	0.005631	0.008298	0	0	0	0	0
Statewide Totals	2040	SBUS	Aggregate	Aggregate	Natural Ga	5183.322	105687.8665	105687.9	0	75054.5	0	0.05237	0.02923	0	0.0816	0.000459	8.6E-05	0	0.000545	0.00035	0.001891	0.002786	0.000499	9.36E-05	0	0.000593	0.001398	0.005403	0.007394	169.4513	24.13337	0	193.5847	0.413565
Statewide Totals	2040	UBUS	Aggregate	Aggregate	Gasoline	1778.493	162429.5009	162429.5	0	7113.972	0	0.00334	0	0.002279	0.005618	0.000196	0	1.09E-06	0.000197	0.000359	0.005706	0.006261	0.000213	0	1.18E-06	0.000214	0.001434	0.016302	0.017951	125.5445	0	0.274374	125.8189	0.000167
Statewide Totals	2040	UBUS	Aggregate	Aggregate	Diesel	554.9125	58293.98038	58293.98	0	2219.65	0	0.022905	0	0	0.022905	0.000465	0	0	0.000465	0.00048	0.002447	0.003392	0.000486	0	0	0.000486	0.001921	0.006992	0.009398	72.38933	0	0	72.38933	0.000203
Statewide Totals	2040	UBUS	Aggregate	Aggregate	Electricity	13356.36	1438022.127	0	1438022	53425.44	2770884	0	0	0	0	0	0	0	0	0.0123	0.030514	0.042814	0	0	0	0	0.049201	0.087183	0.136384	0	0	0	0	0
Statewide Totals	2040	UBUS	Aggregate	Aggregate	Natural Ga	1679.65	193040.2454	193040.2	0	6718.598	0	0.023174	0	0	0.023174	0.000235	0	0	0.000235	0.001708	0.008073	0.010015	0.000245	0	0	0.000245	0.006832	0.023065	0.030142	394.5598	0	0	394.5598	0.873002
Statewide Totals	2041	HHDT	Aggregate	Aggregate	Gasoline	38.40186	4481.503852	4481.504	0	768.3445	0	0.011149	0	0.000102	0.011251	5.71E-06	0	3.85E-07	6.09E-06	2.47E-05	0.000156	0.000187	6.21E-06	0	4.19E-07	6.63E-06	9.88E-05	0.000447	0.000553	8.590738	0	0.037158	8.627896	0.000412
Statewide Totals	2041	HHDT	Aggregate	Aggregate	Diesel	385544	56691481.57	56691482	0	6594813	0	79.73178	29.03176	18.57441	127.338	1.609999	0.011889	0	1.621888	0.557675	1.80428	3.983843	1.682796	0.012427	0	1.695223	2.230701	5.155085	9.081009	80211.43	5480.344	0	85691.77	0.032335
Statewide Totals	2041	HHDT	Aggregate	Aggregate	Electricity	81913.81	8666517.529	0	8666518	1070377	15802944	0	0	0	0	0	0	0	0	0.082546	0.145675	0.228221	0	0	0	0	0.330184	0.416214	0.746398	0	0	0	0	0
Statewide Totals	2041	HHDT	Aggregate	Aggregate	Natural Ga	20503.16	1269154.452	1269154	0	153826.2	0	0.438854	0.184571	0	0.623425	0.002179	0.000614	0	0.002792	0.012591	0.072838	0.088221	0.00237	0.000667	0	0.003037	0.050364	0.208108	0.261509	1571.991	198.4261	0	1770.418	1.138065
Statewide Totals	2041	LDA	Aggregate	Aggregate	Gasoline	12607994	493685636.8	4.94E+08	0	58591151	0	11.12321	0	10.76944	21.89265	0.292174	0	0.056054	0.348228	1.088391	1.45995	2.89657	0.317766	0	0.060964	0.37873	4.353565	4.171286	8.903581	125570.9	0	3520.661	129091.5	0.599864
Statewide Totals	2041	LDA	Aggregate	Aggregate	Diesel	9820.291	319813.3532	319813.4	0	42638.08	0	0.012959	0	0	0.012959	0.000741	0	0	0.000741	0.000705	0.000952	0.002398	0.000775	0	0	0.000775	0.00282	0.002719	0.006314	67.39928	0	0	67.39928	0.000119
Statewide Totals	2041	LDA	Aggregate	Aggregate	Electricity	1661159	68140176.49	0	68140176	7853140	26307732	0	0	0	0	0	0	0	0	0.150223	0.115441	0.265664	0	0	0	0	0.600893	0.329831	0.930724	0	0	0	0	0
Statewide Totals	2041	LDA	Aggregate	Aggregate	Plug-in Hyb	585406.4	23480451.9	9666384	13814068	2420655	4172260	0.070745	0	0.302934	0.373679	0.005758	0	0.002382	0.00814	0.051766	0.036551	0.096457	0.006262	0	0.002591	0.008853	0.207062	0.104433	0.320348	3059.175	0	149.6866	3208.862	0.00992
Statewide Totals	2041	LDT1	Aggregate	Aggregate	Gasoline	998776.3	35320741.8	35320742	0	4455256	0	1.106297	0	0.982131	2.088428	0.025346	0	0.005177	0.030524	0.077869	0.127225	0.235618	0.027566	0	0.005631	0.033197	0.311476	0.363501	0.708174	10609.99	0	320.4921	10930.48	0.05851
Statewide Totals	2041	LDT1	Aggregate	Aggregate	Diesel	10.12152	386.9878607	386.9879	0	46.95362	0	1.97E-05	0	0	1.97E-05	1.92E-06	0	0	1.92E-06	8.53E-07	1.37E-06	4.14E-06	2.01E-06	0	0	2.01E-06	3.41E-06	3.91E-06	9.32E-06	0.148535	0	0	0.148535	3.11E-07
Statewide Totals	2041	LDT1	Aggregate	Aggregate	Electricity	23576.38	989077.2832	0	989077.3	112655.8	381865.5	0	0	0	0	0	0	0	0	0.002181	0.001675	0.003856	0	0	0	0	0.008722	0.004787	0.013509	0	0	0	0	0
Statewide Totals	2041	LDT1	Aggregate	Aggregate	Plug-in Hyb	18135.31	741807.2287	302421.5	439385.8	74989.51	132707.6	0.002218	0	0.009372	0.01159	0.000164	0	6.39E-05	0.000228	0.001635	0.001158	0.003021	0.000179	0	6.95E-05	0.000248	0.006542	0.003308	0.010098	96.02502	0	5.26171	101.2867	0.000313
Statewide Totals	2042	LDT2	Aggregate	Aggregate	Gasoline	7516537	284435079	2.84E+08	0	34685784	0	8.196577	0	8.10067	16.29725	0.177436	0	0.034193	0.211629	0.627072	1.004621	1.843323	0.192978	0	0.037188	0.230166	2.50829	2.870347	5.608802	87373.1	0	2567.087	89940.19	0.474518
Statewide Totals	2041	LDT2	Aggregate	Aggregate	Diesel	28322.12	1082122.131	1082122	0	131519.6	0	0.036179	0	0	0.036179	0.004881	0	0	0.004881	0.002386	0.003815	0.011082	0.005102	0	0	0.005102	0.009543	0.0109	0.025545	308.1063	0	0	308.1063	0.000828
Statewide Totals	2041	LDT2	Aggregate	Aggregate	Electricity	266473.1	7681227.459	0	7681227	1271079	2965588	0	0	0	0	0	0	0	0	0.016934	0.013014	0.029948	0	0	0	0	0.067737	0.037183	0.10492	0	0	0	0	0
Statewide Totals	2041	LDT2	Aggregate	Aggregate	Plug-in Hyb	188756.4	7458119.862	3054658	4403462	780507.7	1329977	0.022388	0	0.097639	0.120028	0.001733	0	0.000706	0.00244	0.016442	0.011635	0.030517	0.001885	0	0.000768	0.002653	0.065769	0.033243	0.101666	968.5581	0	57.7868	1026.345	0.003137
Statewide Totals	2041	LHDT1	Aggregate	Aggregate	Gasoline	377472.9	13069299.26	13069299	0	5623784	0	0.405352	0.010986	2.691333	3.107671	0.015776	0	0.000743	0.016519	0.028813	0.393296	0.438627	0.017158	0	0.000808	0.017966	0.115251	1.123702	1.256919	9245.551	45.42295	148.5764	9439.551	0.014192
Statewide Totals	2041	LHDT1	Aggregate	Aggregate	Diesel	271712.3	9175711.886	9175712	0	3417799	0	4.209088	0.351794	0	4.560882	0.180285	0.007856	0	0.18814	0.030343	0.276126	0.494609	0.188436	0.008211	0	0.196647	0.121374	0.78893	1.106951	5455.901	35.60228	0	5491.503	0.036897
Statewide Totals	2041	LHDT1	Aggregate	Aggregate	Electricity	279117.7	13206410.62	0	13206411	3904800	8011420	0	0	0	0	0	0	0	0	0.029115	0.198711	0.227826	0	0	0	0	0.116461	0.567745	0.684206	0	0	0	0	0
Statewide Totals	2041	LHDT2	Aggregate	Aggregate	Gasoline	48557.84	1628328.296	1628328	0	723439.5	0	0.052706	0.001289	0.317769	0.371765	0.001877	0	7.67E-05	0.001953	0.00359	0.057168	0.062712	0.002041	0	8.34E-05	0.002125	0.014359	0.163338	0.179822	1280.515	6.757675	18.75345	1306.027	0.001554
Statewide Totals	2041	LHDT2	Aggregate	Aggregate	Diesel	130106.3	4265131.167	4265131	0	1636574	0	2.484323	0.173818	0	2.65814	0.096468	0.003757	0	0.100225	0.014105	0.149743	0.264072	0.10083	0.003927	0	0.104757	0.056418	0.427837	0.589011	2965.567	27.66695	0	2993.234	0.019846
Statewide Totals	2041	LHDT2	Aggregate	Aggregate	Electricity	71701.03	3267050.976	0	3267051	949306.6	1961250	0	0	0	0	0	0	0	0	0.007203	0.057351	0.064553	0	0	0	0	0.02881	0.163859	0.19267	0	0	0	0	0
Statewide Totals	2041	MCY	Aggregate	Aggregate	Gasoline	748607	4111167.779	4111168	0	1497214	0	2.186916	0	0.13407	2.320987	0.009636	0	0.005378	0.015013	0.004532	0.019034	0.038578	0.010333	0	0.00576	0.016093	0.018127	0.054381	0.088602	857.441	0	64.5574	921.9984	0.653685
Statewide Totals	2041	MDV	Aggregate	Aggregate	Gasoline	4439114	161110283.8	1.61E+08	0	20248593	0	5.608355	0	5.357673	10.96603	0.104476	0	0.021176	0.125653	0.355188	0.577185	1.058026	0.113628	0	0.023031	0.136659	1.42075	1.649101	3.20651	60236.99	0	1840.076	62077.06	0.298814
Statewide Totals	2041	MDV	Aggregate	Aggregate	Diesel	51650.73	1816042.347	1816042	0	233277	0	0.033969	0	0	0.033969	0.002921	0	0	0.002921	0.004004	0.006546	0.013471	0.003053	0	0	0.003053	0.016015	0.018703	0.037771	683.6679	0	0	683.6679	0.000589
Statewide Totals	2041	MDV	Aggregate	Aggregate	Electricity	245679.2	7009301.533	0	7009302	1167785	2706169	0	0	0	0	0	0	0	0	0.015453	0.011889	0.027342	0	0	0	0	0.061811	0.03397	0.095781	0	0	0	0	0
Statewide Totals	2041	MDV	Aggregate	Aggregate	Plug-in Hyb	118563.6	4564137.696	1872049	2692089	490260.3	813091.1	0.013709	0	0.061324	0.075032	0.001091	0	0.00046	0.00155	0.010062	0.007121	0.018734	0.001186	0	0.0005	0.001686	0.040249	0.020346	0.062281	593.1524	0	44.25592	637.4083	0.001914
Statewide Totals	2041	MH	Aggregate	Aggregate	Gasoline	48033.51	502319.2936	502319.3	0	4805.273	0	0.059527	0	0.002388	0.061915	0.000631	0	1.73E-06	0.000633	0.001661	0.008524	0.010818	0.000687	0	1.88E-06	0.000688	0.006645	0.024354	0.031687	1025.581	0	0.158799	1025.739	0.002014
Statewide Totals	2041	MH	Aggregate	Aggregate	Diesel	31737.21	290498.1529	290498.2	0	3173.721	0	0.813268	0	0	0.813268	0.013247	0	0	0.013247	0.001281	0.00491	0.019439	0.013846	0	0	0.013846	0.005124	0.014029	0.032999	335.2983	0	0	335.2983	0.00102
Statewide Totals	2041	MHDT	Aggregate	Aggregate	Gasoline	27577.65	1327086.097	1327086	0	551773.7	0	0.128826	0.001935	0.198764	0.329525	0.001694	0	0.000271	0.001965	0.004389	0.0225	0.028854	0.001843	0	0.000294	0.002137	0.017554	0.064287	0.083978	2189.531	14.61009	23.40232	2227.544	0.004423
Statewide Totals	2041	MHDT	Aggregate	Aggregate	Diesel	245696	10105528.88	10105529	0	2964607	0	3.912317	1.966976	4.084668	9.963961	0.043346	0.000797	0	0.044143	0.033418	0.172117	0.249678	0.045306	0.000833	0	0.046139	0.133673	0.491762	0.671574	11218.46	529.0816	0	11747.54	0.003362
Statewide Totals	2041	MHDT	Aggregate	Aggregate	Electricity	164935.6	7929344.912	0	7929345	2111030	8468715	0	0	0	0	0	0	0	0	0.026222	0.067613	0.093835	0	0	0	0	0.104887	0.19318	0.298068	0	0	0	0	0
Statewide Totals	2041	MHDT	Aggregate	Aggregate	Natural Ga	3950.847	156314.2078	156314.2	0	35627.62	0	0.011373	0.027895	0	0.039268	0.000218	9.76E-05	0	0.000315	0.000517	0.002675	0.003507	0.000237	0.000106	0	0.000343	0.002068	0.007643	0.010054	149.6641	23.74566	0	173.4098	0.114701
Statewide Totals	2041	OBUS	Aggregate	Aggregate	Gasoline	6976.769	216478.7677	216478.8	0	139591.2	0	0.057323	0.000407	0.053226	0.110956	0.000259	0	4.23E-05	0.000301	0.000716	0.003696	0.004713	0.000281	0	4.6E-05	0.000327	0.002864	0.010561	0.013752	365.7256	2.742167	4.504103	372.9718	0.001661
Statewide Totals	2041	OBUS	Aggregate	Aggregate	Diesel	11852.56	778398.0709	778398.1	0	139392.1	0	0.804806	0.082359	0.162342	1.049508	0.013392	7.65E-05	0	0.013468	0.002574	0.01854	0.034583	0.013997	8E-05	0	0.014077	0.010296	0.052973	0.077346	1044.749	28.42111	0	1073.17	0.00112
Statewide Totals	2041	OBUS	Aggregate	Aggregate	Electricity	2598.715	178497.3348	0	178497.3	51995.1	193118.9	0	0	0	0	0	0	0	0	0.00059	0.001523	0.002113	0	0	0	0	0.002361	0.004351	0.006712	0	0	0	0	0
Statewide Totals	2041	OBUS	Aggregate	Aggregate	Natural Ga	1007.806	52857.76945	52857.77	0	8969.474	0	0.005106	0.001666	0	0.006773	6.98E-05	5.33E-06	0	7.51E-05	0.000175	0.000907	0.001157	7.59E-05	5.79E-06	0	8.17E-05	0.000699	0.002593	0.003374	48.0829	1.294657	0	49.37755	0.038855
Statewide Totals	2041	SBUS	Aggregate	Aggregate	Gasoline	4986.021	257901.0472	257901	0	19944.08	0	0.044943	0.004185	0.01871	0.067839	0.000332	0	1.52E-05	0.000347	0.000569	0.004553	0.005468	0.000361	0	1.66E-05	0.000377	0.002274	0.013008	0.015659	225.7723	13.42132	1.13458	240.3282	0.000665
Statewide Totals	2041	SBUS	Aggregate	Aggregate	Diesel	12780.6	262261.1546	262261.2	0	185063.1	0	0.208043	0.116393	0.139783	0.464218	0.001403	3.81E-05	0	0.001441	0.000867	0.004584	0.006892	0.001466	3.99E-05	0	0.001506	0.003469	0.013096	0.018071	312.2728	27.56557	0	339.8384	0.00022
Statewide Totals	2041	SBUS	Aggregate	Aggregate	Electricity	8094.399	242834.9479	0	242834.9	102117.4	265510.1	0	0	0	0	0	0	0	0	0.000724	0.002139	0.002863	0	0	0	0	0.002895	0.006112	0.009007	0	0	0	0	0
Statewide Totals	2041	SBUS	Aggregate	Aggregate	Natural Ga	5043.699	102304.3777	102304.4	0	73032.76	0	0.048237	0.028383	0	0.07662	0.000444	8.51E-05	0	0.00053	0.000338	0.00183	0.002698	0.000483	9.26E-05	0	0.000576	0.001353	0.00523	0.007159	162.8504	23.51304	0	186.3634	0.394391
Statewide Totals	2041	UBUS	Aggregate	Aggregate	Gasoline	1806.473	165771.9901	165772	0	7225.891	0	0.003261	0	0.002267	0.005528	0.000199	0	1.09E-06	0.000201	0.000366	0.005822	0.006389	0.000217	0	1.19E-06	0.000218	0.001463	0.016635	0.018317	127.5865	0	0.276561	127.8631	0.000164
Statewide Totals	2041	UBUS	Aggregate	Aggregate	Diesel	448.93	47826.57688	47826.58	0	1795.72	0	0.01892	0	0	0.01892	0.000397	0	0	0.000397	0.000393	0.002003	0.002793	0.000415	0	0	0.000415	0.001572	0.005722	0.007709	59.29861	0	0	59.29861	0.00017
Statewide Totals	2041	UBUS	Aggregate	Aggregate	Electricity	14030.61	1512012.563	0	1512013	56122.45	2915178	0	0	0	0	0	0	0	0	0.01296	0.032084	0.045044	0	0	0	0	0.051838	0.091669	0.143507	0	0	0	0	0
Statewide Totals	2041	UBUS	Aggregate	Aggregate	Natural Ga	1433.936	166952.0676	166952.1	0	5735.745	0	0.020529	0	0	0.020529	0.000244	0	0	0.000244	0.001467	0.006962

Region	Calendar Year	Vehicle Category	Model Year	Speed	Fuel	Population	Total VMT	CVMT	EVMT	Trips	Energy Consumption	NOx_RUNEX	NOx_IDLEX	NOx_STREX	NOx_TOTEX	PM2.5_RUNEX	PM2.5_IDLEX	PM2.5_STREX	PM2.5_TOTEX	PM2.5_PMTW	PM2.5_PMBW	PM2.5_TOTAL	PM10_RUNEX	PM10_IDLEX	PM10_STREX	PM10_TOTEX	PM10_PMTW	PM10_PMBW	PM10_TOTAL	CO2_RUNEX	CO2_IDLEX	CO2_STREX	CO2_TOTEX	CH4_RUNEX
Statewide Totals	2042	LDT1	Aggregate	Aggregate	Electricity	24581.4	1018199.85	0	1018200	117037.4	393109.2	0	0	0	0	0	0	0	0	0.002245	0.001725	0.00397	0	0	0	0	0.008979	0.004929	0.013908	0	0	0	0	0
Statewide Totals	2042	LDT1	Aggregate	Aggregate	Plug-in Hyb	18881.23	763065.7238	310971.5	452094.2	78073.88	136545.9	0.002281	0	0.009758	0.012039	0.000167	0	6.6E-05	0.000233	0.001682	0.001191	0.003107	0.000182	0	7.18E-05	0.000254	0.006729	0.003404	0.010387	98.72753	0	5.475482	104.203	0.000321
Statewide Totals	2042	LDT2	Aggregate	Aggregate	Gasoline	7554642	285142473.8	2.85E+08	0	34851810	0	7.94492	0	8.062978	16.0079	0.172786	0	0.033224	0.20601	0.628632	1.007067	1.841709	0.18792	0	0.036134	0.224055	2.514528	2.877334	5.615916	87253.25	0	2565.265	89818.52	0.464651
Statewide Totals	2042	LDT2	Aggregate	Aggregate	Diesel	28539.14	1086387.355	1086387	0	132403.9	0	0.036154	0	0	0.036154	0.004899	0	0	0.004899	0.002395	0.003831	0.011125	0.005121	0	0	0.005121	0.00958	0.010945	0.025646	308.3114	0	0	308.3114	0.000831
Statewide Totals	2042	LDT2	Aggregate	Aggregate	Electricity	274800.1	7838140.638	0	7838141	1306943	3026169	0	0	0	0	0	0	0	0	0.01728	0.013283	0.030563	0	0	0	0	0.069121	0.037951	0.107071	0	0	0	0	0
Statewide Totals	2042	LDT2	Aggregate	Aggregate	Plug-in Hyb	192995.6	7566282.42	3094868	4471415	798036.7	1350500	0.02268	0	0.099837	0.122517	0.001726	0	0.000708	0.002434	0.016681	0.011806	0.030921	0.001877	0	0.000771	0.002648	0.066723	0.033732	0.103103	981.1939	0	58.9883	1040.182	0.003174
Statewide Totals	2042	LHDT1	Aggregate	Aggregate	Gasoline	367453.1	12705249.08	12705249	0	5474504	0	0.371026	0.010552	2.581766	2.963345	0.015321	0	0.000703	0.016024	0.02801	0.38234	0.426375	0.016663	0	0.000765	0.017428	0.112041	1.092401	1.22187	8949.411	44.07885	144.0839	9137.573	0.013483
Statewide Totals	2042	LHDT1	Aggregate	Aggregate	Diesel	263854.1	8898710.576	8898711	0	3318952	0	3.679673	0.329977	0	4.00965	0.168733	0.007637	0	0.176369	0.029427	0.26779	0.473587	0.176362	0.007982	0	0.184344	0.11771	0.765114	1.067168	5274.979	34.38882	0	5309.368	0.034555
Statewide Totals	2042	LHDT1	Aggregate	Aggregate	Electricity	299342.4	13888890.52	0	13888891	4187273	8427072	0	0	0	0	0	0	0	0	0.03062	0.20898	0.2396	0	0	0	0	0.122479	0.597085	0.719564	0	0	0	0	0
Statewide Totals	2042	LHDT2	Aggregate	Aggregate	Gasoline	47131.95	1579377.901	1579378	0	702195.8	0	0.047974	0.001223	0.299546	0.348743	0.001829	0	7.33E-05	0.001902	0.003482	0.05545	0.060834	0.001989	0	7.97E-05	0.002069	0.013928	0.158428	0.174425	1235.372	6.532281	18.14848	1260.053	0.001462
Statewide Totals	2042	LHDT2	Aggregate	Aggregate	Diesel	127621.3	4158779.212	4158779	0	1605315	0	2.31376	0.167066	0	2.480826	0.093355	0.003686	0	0.097041	0.013753	0.146009	0.256803	0.097576	0.003853	0	0.101429	0.055011	0.417169	0.573609	2883.359	27.0528	0	2910.412	0.019162
Statewide Totals	2042	LHDT2	Aggregate	Aggregate	Electricity	76951.02	3440283.892	0	3440284	1018689	2065425	0	0	0	0	0	0	0	0	0.007585	0.060392	0.067976	0	0	0	0	0.030338	0.172548	0.202886	0	0	0	0	0
Statewide Totals	2042	MCY	Aggregate	Aggregate	Gasoline	752717.4	4113762.613	4113763	0	1505435	0	2.177407	0	0.131764	2.309171	0.009667	0	0.005424	0.015092	0.004535	0.019046	0.038672	0.010367	0	0.005811	0.016179	0.018139	0.054416	0.088733	857.5676	0	64.38424	921.9518	0.650548
Statewide Totals	2042	MDV	Aggregate	Aggregate	Gasoline	4456274	161381019.3	1.61E+08	0	20321420	0	5.433009	0	5.324817	10.75783	0.101397	0	0.020484	0.121881	0.355784	0.57815	1.055816	0.110279	0	0.022278	0.132557	1.423138	1.651858	3.207553	60076.47	0	1835.701	61912.17	0.293547
Statewide Totals	2042	MDV	Aggregate	Aggregate	Diesel	51253.65	1803781.516	1803782	0	231610.8	0	0.031988	0	0	0.031988	0.002696	0	0	0.002696	0.003977	0.006495	0.013167	0.002818	0	0	0.002818	0.015907	0.018557	0.037281	674.8521	0	0	674.8521	0.000566
Statewide Totals	2042	MDV	Aggregate	Aggregate	Electricity	253058	7140413.365	0	7140413	1199062	2756789	0	0	0	0	0	0	0	0	0.015742	0.012115	0.027856	0	0	0	0	0.062968	0.034613	0.097581	0	0	0	0	0
Statewide Totals	2042	MDV	Aggregate	Aggregate	Plug-in Hyb	121518.7	4637488.563	1899387	2738102	502479.9	826988.3	0.013908	0	0.062854	0.076762	0.001085	0	0.000461	0.001545	0.010224	0.007238	0.019007	0.001179	0	0.000501	0.001681	0.040896	0.020679	0.063256	601.7654	0	45.27597	647.0414	0.001939
Statewide Totals	2042	MH	Aggregate	Aggregate	Gasoline	47385.85	498105.8775	498105.9	0	4740.48	0	0.066224	0	0.002239	0.068463	0.00063	0	1.72E-06	0.000631	0.001647	0.008453	0.010731	0.000685	0	1.87E-06	0.000687	0.006589	0.024151	0.031427	1016.989	0	0.156525	1017.145	0.001954
Statewide Totals	2042	MH	Aggregate	Aggregate	Diesel	31432.94	288319.1633	288319.2	0	3143.294	0	0.784751	0	0	0.784751	0.012062	0	0	0.012062	0.001271	0.004873	0.018207	0.012608	0	0	0.012608	0.005085	0.013924	0.031617	332.8816	0	0	332.8816	0.000986
Statewide Totals	2042	MHDT	Aggregate	Aggregate	Gasoline	26599.27	1276793.018	1276793	0	532198.2	0	0.117721	0.001832	0.188684	0.308237	0.001637	0	0.000263	0.0019	0.004222	0.02165	0.027772	0.00178	0	0.000286	0.002066	0.016889	0.061858	0.080813	2097.184	14.0102	22.4268	2133.621	0.004108
Statewide Totals	2042	MHDT	Aggregate	Aggregate	Diesel	242148.9	10015200.45	10015200	0	2924709	0	3.701705	1.897667	3.960648	9.560019	0.042003	0.000747	0	0.04275	0.03312	0.170549	0.246419	0.043902	0.000781	0	0.044683	0.132478	0.487283	0.664445	11065	517.5867	0	11582.59	0.003229
Statewide Totals	2042	MHDT	Aggregate	Aggregate	Electricity	177884.4	8457779.355	0	8457779	2275859	9031661	0	0	0	0	0	0	0	0	0.027969	0.072121	0.100091	0	0	0	0	0.111877	0.206061	0.317938	0	0	0	0	0
Statewide Totals	2042	MHDT	Aggregate	Aggregate	Natural Ga	3894.452	154321.294	154321.3	0	35213.7	0	0.010998	0.027436	0	0.038434	0.000216	9.67E-05	0	0.000313	0.00051	0.002641	0.003464	0.000235	0.000105	0	0.00034	0.002041	0.007545	0.009927	147.4822	23.37603	0	170.8582	0.113372
Statewide Totals	2042	OBUS	Aggregate	Aggregate	Gasoline	6748.338	207908.3801	207908.4	0	135020.7	0	0.054803	0.000391	0.052034	0.107228	0.000247	0	4.05E-05	0.000287	0.000688	0.00355	0.004525	0.000268	0	4.4E-05	0.000312	0.00275	0.010142	0.013205	349.7386	2.644133	4.332633	356.7154	0.001551
Statewide Totals	2042	OBUS	Aggregate	Aggregate	Diesel	11920.55	781265.2622	781265.3	0	140068	0	0.780155	0.079308	0.159421	1.018884	0.012628	7.16E-05	0	0.0127	0.002584	0.018639	0.033922	0.013199	7.48E-05	0	0.013274	0.010334	0.053254	0.076862	1045.629	28.30306	0	1073.932	0.001017
Statewide Totals	2042	OBUS	Aggregate	Aggregate	Electricity	2748.871	185762.8601	0	185762.9	54999.42	200988	0	0	0	0	0	0	0	0	0.000614	0.001585	0.002199	0	0	0	0	0.002457	0.004528	0.006985	0	0	0	0	0
Statewide Totals	2042	OBUS	Aggregate	Aggregate	Natural Ga	1019.128	53111.8947	53111.89	0	9070.238	0	0.005097	0.001684	0	0.006781	7.03E-05	5.41E-06	0	7.57E-05	0.000176	0.000912	0.001163	7.65E-05	5.88E-06	0	8.23E-05	0.000703	0.002605	0.00339	48.23594	1.30713	0	49.54307	0.039079
Statewide Totals	2042	SBUS	Aggregate	Aggregate	Gasoline	4760.949	245925.0051	245925	0	19043.8	0	0.040998	0.003918	0.017168	0.062084	0.000329	0	1.52E-05	0.000344	0.000542	0.004341	0.005227	0.000357	0	1.65E-05	0.000374	0.002169	0.012402	0.014945	213.6595	12.72628	1.077909	227.4637	0.000632
Statewide Totals	2042	SBUS	Aggregate	Aggregate	Diesel	12340.69	252544.2836	252544.3	0	178693.1	0	0.170677	0.10541	0.134479	0.410567	0.001195	3.4E-05	0	0.001229	0.000835	0.004414	0.006478	0.001249	3.55E-05	0	0.001285	0.003341	0.012611	0.017236	299.5084	26.31946	0	325.8278	0.000172
Statewide Totals	2042	SBUS	Aggregate	Aggregate	Electricity	8779.682	262028.7502	0	262028.8	110813.4	286501.9	0	0	0	0	0	0	0	0	0.000781	0.002308	0.003089	0	0	0	0	0.003124	0.006595	0.009719	0	0	0	0	0
Statewide Totals	2042	SBUS	Aggregate	Aggregate	Natural Ga	4872.081	98534.95074	98534.95	0	70547.73	0	0.04375	0.02735	0	0.0711	0.000428	8.38E-05	0	0.000512	0.000326	0.001763	0.002601	0.000465	9.12E-05	0	0.000557	0.001303	0.005037	0.006897	155.5398	22.74829	0	178.2881	0.373294
Statewide Totals	2042	UBUS	Aggregate	Aggregate	Gasoline	1836.669	169161.608	169161.6	0	7346.676	0	0.00327	0	0.002299	0.005568	0.000203	0	1.11E-06	0.000204	0.000373	0.005941	0.006519	0.000221	0	1.2E-06	0.000222	0.001493	0.016974	0.018689	129.7323	0	0.280967	130.0132	0.000166
Statewide Totals	2042	UBUS	Aggregate	Aggregate	Diesel	360.8859	37233.61099	37233.61	0	1443.543	0	0.013866	0	0	0.013866	0.000285	0	0	0.000285	0.000297	0.001553	0.002135	0.000298	0	0	0.000298	0.001187	0.004438	0.005923	45.07922	0	0	45.07922	0.000129
Statewide Totals	2042	UBUS	Aggregate	Aggregate	Electricity	14746.95	1595538.09	0	1595538	58987.81	3079208	0	0	0	0	0	0	0	0	0.013719	0.033857	0.047575	0	0	0	0	0.054874	0.096733	0.151607	0	0	0	0	0
Statewide Totals	2042	UBUS	Aggregate	Aggregate	Natural Ga	1125.856	131395.8252	131395.8	0	4503.426	0	0.016465	0	0	0.016465	0.00023	0	0	0.00023	0.001136	0.00545	0.006816	0.00024	0	0	0.00024	0.004543	0.015573	0.020356	264.569	0	0	264.569	0.568441
Statewide Totals	2043	HHDT	Aggregate	Aggregate	Gasoline	35.78123	4179.018748	4179.019	0	715.9108	0	0.009889	0	0.00025	0.010139	5.35E-06	0	3.63E-07	5.71E-06	2.3E-05	0.000147	0.000175	5.82E-06	0	3.95E-07	6.21E-06	9.21E-05	0.000419	0.000518	7.934771	0	0.034216	7.968987	0.00038
Statewide Totals	2043	HHDT	Aggregate	Aggregate	Diesel	398293.6	59377495.29	59377495	0	6878845	0	82.52397	30.36686	19.13353	132.0244	1.682433	0.012422	0	1.694855	0.584436	1.892711	4.172002	1.758505	0.012984	0	1.771489	2.337743	5.407746	9.516978	83453.19	5726.726	0	89179.91	0.033543
Statewide Totals	2043	HHDT	Aggregate	Aggregate	Electricity	93573.17	9620637.272	0	9620637	1211066	17544277	0	0	0	0	0	0	0	0	0.091541	0.16187	0.253411	0	0	0	0	0.366163	0.462486	0.828649	0	0	0	0	0
Statewide Totals	2043	HHDT	Aggregate	Aggregate	Natural Ga	20129.66	1249070.193	1249070	0	152914.7	0	0.382868	0.18323	0	0.566098	0.002099	0.000626	0	0.002725	0.012392	0.071069	0.086186	0.002282	0.000681	0	0.002963	0.049567	0.203055	0.255585	1536.833	196.4209	0	1733.254	1.077682
Statewide Totals	2043	LDA	Aggregate	Aggregate	Gasoline	12686001	495453189.6	4.95E+08	0	58978985	0	10.88084	0	10.60852	21.48936	0.278179	0	0.052726	0.330906	1.092288	1.46456	2.887754	0.302545	0	0.057345	0.35989	4.369152	4.184458	8.9135	125353	0	3511.045	128864.1	0.582432
Statewide Totals	2043	LDA	Aggregate	Aggregate	Electricity	1704510	69144188.03	0	69144188	8036308	26695363	0	0	0	0	0	0	0	0	0.152437	0.117158	0.269595	0	0	0	0	0.609747	0.334738	0.944485	0	0	0	0	0
Statewide Totals	2043	LDA	Aggregate	Aggregate	Plug-in Hyb	592159.5	23571845.74	9658591	13913254	2448580	4202217	0.070675	0	0.306442	0.377118	0.005449	0	0.002266	0.007716	0.051967	0.036708	0.096391	0.005927	0	0.002465	0.008391	0.207868	0.104881	0.32114	3056.233	0	150.5615	3206.795	0.009898
Statewide Totals	2043	LDT1	Aggregate	Aggregate	Gasoline	985532.7	35031802.93	35031803	0	4416861	0	0.947433	0	0.918065	1.865498	0.023137	0	0.004653	0.02779	0.077232	0.125931	0.230953	0.025164	0	0.00506	0.030224	0.308928	0.359803	0.698955	10398.02	0	311.7648	10709.79	0.049488
Statewide Totals	2043	LDT1	Aggregate	Aggregate	Diesel	10.50974	396.5918179	396.5918	0	48.56758	0	1.83E-05	0	0	1.83E-05	1.93E-06	0	0	1.93E-06	8.74E-07	1.41E-06	4.21E-06	2.02E-06	0	0	2.02E-06	3.5E-06	4.02E-06	9.53E-06	0.151636	0	0	0.151636	3.16E-07
Statewide Totals	2043	LDT1	Aggregate	Aggregate	Electricity	25524.78	1044258.589	0	1044259	121104.9	403170	0	0	0	0	0	0	0	0	0.002302	0.00177	0.004072	0	0	0	0	0.009209	0.005056	0.014265	0	0	0	0	0
Statewide Totals	2043	LDT1	Aggregate	Aggregate	Plug-in Hyb	19577.54	782172.1819	318654.6	463517.6	80953.12	139996.1	0.002337	0	0.010118	0.012455	0.00017	0	6.79E-05	0.000238	0.001724	0.001222	0.003184	0.000185	0	7.38E-05	0.000259	0.006898	0.00349	0.010647	101.1551	0	5.674968	106.8301	0.000329
Statewide Totals	2043	LDT2	Aggregate	Aggregate	Gasoline	7590581	285775987.7	2.86E+08	0	35008917	0	7.727322	0	8.023797	15.75112	0.168772	0	0.032376	0.201148	0.630029	1.009234	1.840411	0.183555	0	0.035212	0.218767	2.520114	2.883527	5.622408	87162.41	0	2564.804	89727.22	0.457034
Statewide Totals	2043	LDT2	Aggregate	Aggregate	Diesel	28742.23	1090187.612	1090188	0	133228.6	0	0.036129	0	0	0.036129	0.004916	0	0	0.004916	0.002403	0.003845	0.011164	0.005138	0	0	0.005138	0.009614	0.010985	0.025737	308.5495	0	0	308.5495	0.000833
Statewide Totals	2043	LDT2	Aggregate	Aggregate	Electricity	282298.4	7972871.418	0	7972871	1338942	3078186	0	0	0	0	0	0	0	0	0.017577	0.013514	0.031091	0	0	0	0	0.070309	0.03861	0.108919	0	0	0	0	0
Statewide Totals	2043	LDT2	Aggregate	Aggregate	Plug-in Hyb	196826	7660166.808	3129980	4530187	813875.6	1368252	0.022935	0	0.101823	0.124758	0.001719	0	0.00071	0.00243	0.016888	0.011955	0.031272	0.00187	0	0.000773	0.002643	0.067551	0.034157	0.104351	992.2174	0	60.07829	1052.296	0.003207
Statewide Totals	2043	LHDT1	Aggregate	Aggregate	Gasoline	358626.5	12380842.41	12380842	0	5343001	0	0.344734	0.010183	2.489531	2.844448	0.014924	0	0.000673	0.015597	0.027295	0.372578	0.41547	0.016232	0	0.000732	0.016964	0.10918	1.064508	1.190652	8690.554	42.90766	140.1019	8873.564	0.012911
Statewide Totals	2043	LHDT1	Aggregate	Aggregate	Diesel	257074.8	8654828.744	8654829	0	3233678	0	3.293	0.311964	0	3.604964	0.159337	0.007446	0	0.166783	0.028621	0.260451	0.455855	0.166541	0.007783	0	0.174324	0.114484	0.744145	1.032953	5116.173	33.35541	0	5149.528	0.0327
Statewide Totals	2043	LHDT1	Aggregate	Aggregate	Electricity	318731.5	14516786.1	0	14516786	4457944	8809665	0	0	0	0	0	0	0	0	0.032004	0.218428	0.250432	0	0	0	0	0.128016	0.624079	0.752095	0	0	0	0	0
Statewide Totals	2043	LHDT2	Aggregate	Aggregate	Gasoline	45812.28	1534787.271	1534787	0	682534.7	0	0.044147	0.001163	0.283288	0.328598	0.001786	0	7.05E-05	0.001856	0.003384	0.053884	0.059124	0.001942	0	7.67E-05	0.002019	0.013535	0.153955	0.169508	1194.888	6.32512	17.59084	1218.804	0.001384
Statewide Totals	2043	LHDT2	Aggregate	Aggregate	Diesel	125563.1	4066031.112	4066031	0	1579426	0	2.188503	0.161822	0	2.350324	0.090834	0.003627	0	0.094462	0.013446	0.142753	0.250661	0.094942	0.003791	0	0.098733	0.053784	0.407865	0.560382	2812.291	26.55216	0	2838.843	0.018622
Statewide Totals	2043	LHDT2	Aggregate	Aggregate	Electricity	82008.06	3600734.394	0	3600734	1085515	2161943	0	0	0	0	0	0	0	0	0.007938	0.063208	0.071147	0	0	0	0	0.031753	0.180595	0.212348	0	0	0	0	0
Statewide Totals	2043	MCY	Aggregate	Aggregate	Gasoline	756432.4	4115765.183	4115765	0	1512865	0	2.167911	0	0.129179	2.29709	0.009693	0	0.005462	0.015156	0.004537	0.019055	0.038747	0.010396	0	0.005853	0.016248	0.018147	0.054442	0.088838	857.5828	0	64.13865	921.7215	0.647437
Statewide Totals	2043	MDV	Aggregate	Aggregate	Gasoline	4473253	161639902.6	1.62E+08	0	20393489	0	5.272043	0	5.288518	10.56056	0.098714	0	0.01987	0.118584	0.356355	0.579065	1.054004	0.107361	0	0.02161	0.128971	1.425421	1.654473	3.208864	59949.6	0	1832.639	61782.24	0.28886
Statewide Totals	2043	MDV	Aggregate	Aggregate	Diesel	50965.5	1794458.98	1794459	0	230405.6	0	0.030453	0	0	0.030453	0.002512	0	0	0.002512	0.003956	0.006455	0.012924	0.002626	0	0	0.002626	0.015824	0.018444	0.036894	667.8309	0	0	667.8309	0.000547
Statewide Totals	2043	MDV	Aggregate	Aggregate	Electricity	259786.6	7254283.162	0	7254283	1227309	2800752	0	0	0	0	0	0	0	0	0.015993	0.01231	0.028303	0	0	0	0	0.063972	0.035172	0.099143	0	0	0	0	0
Statewide Totals	2043	MDV	Aggregate	Aggregate	Plug-in Hyb	124225.5	4701981.022	1923468	2778513	513672.6	839193.6	0.014083	0	0.064256	0.078339	0.001079	0	0.000462	0.001541	0.010366	0.00734	0.019247	0.001174	0	0.000502	0.001676	0.041464	0.020972	0.064113	609.3467	0	46.21181	655.5585	0.001962
Statewide Totals	2043	MH	Aggregate	Aggregate	Gasoline	46909.93	494867.7361	494867.7	0	4692.869	0	0.078619	0	0.00209	0.080709	0.000629	0	1.72E-06	0.00063	0.001636	0.008397	0.010664	0.000684	0	1.87E-06	0.000686	0.006546	0.023993	0.031224	1010.281	0	0.154939	1010.436	0.00194
Statewide Totals	2043	MH	Aggregate	Aggregate	Diesel	31123.51	286170.6558	286170.7	0	3112.351	0	0.757914	0	0	0.757914	0.010925	0	0	0.010925	0.001262	0.004836	0.017023	0.011419	0	0	0.011419	0.005047	0.013818	0.030285	330.4292	0	0	330.4292	0.000954
Statewide Totals	2043	MHDT	Aggregate	Aggregate	Gasoline	25648.87	1231434.211	1231434	0	513182.7	0	0.106646	0.001734	0.179971	0.288351	0.001583	0	0.000255	0.001838	0.004072	0.020881	0.026791	0.001722	0	0.000278	0.001999	0.016289	0.05966	0.077948	2014.078	13.43121	21.47989	2048.989	0.003811
Statewide Totals	2043	MHDT	Aggregate	Aggregate	Diesel	239166.6	9950761.633	9950762	0	2891825	0	3.521729	1.837913	3.852807	9.212448	0.04092	0.000714	0	0.041633	0.032907	0.169423	0.243963	0.04277	0.000746	0	0.043516	0.131626	0.484065	0.659207	10944.3	507.5293	0	11451.83	0.003124
Statewide Totals	2043	MHDT	Aggregate	Aggregate	Electricity	190582.2	8964752.591	0	8964753	2437315	9571478	0	0	0	0	0	0	0	0	0.029646	0.076445	0.106091	0	0	0	0	0.118583	0.218415	0.336998	0	0	0	0	0
Statewide Totals	2043	MHDT	Aggregate	Aggregate	Natural Ga	3844.179	152661.9848	152662	0	34878.32	0	0.010664	0.027013	0	0.037677	0.000215	9.58E-05	0	0.000311	0.000505	0.002612	0.003428	0.000234	0.000104	0	0.000338	0.002019	0.007464	0.009821	145.6463	23.03649	0	168.6828	0.112274
Statewide Totals	2043	OBUS	Aggregate	Aggregate	Gasoline	6518.894	200291.2509	200291.3	0	130430	0	0.05617	0.000375	0.050243	0.106787	0.000238	0	3.91E-05	0.000277	0.000662	0.00342	0.004359	0.000259	0	4.25E-05	0.000302	0.002649	0.00977	0.012721	335.532	2.54547	4.164346	342.2418	0.001443
Statewide Totals	2043	OBUS	Aggregate	Aggregate	Diesel	11994.29	784046.2613	784046.3	0	140836.4	0	0.760533	0.076605	0.156815	0.993954	0.011971	6.82E-05	0	0.012039	0.002593	0.018734	0.033366	0.012512	7.13E-05	0	0.012583	0.010371	0.053526	0.07648	1046.852	28.24441	0	1075.096	0.000928
Statewide Totals	2043	OBUS	Aggregate	Aggregate	Electricity	2889.698	192191.0856	0	192191.1	57817.08	207951.8	0	0	0	0	0	0	0	0	0.000636	0.00164	0.002275	0	0	0	0	0.002542	0.004685	0.007227	0	0	0	0	0
Statewide Totals	2043	OBUS	Aggregate	Aggregate	Natural Ga	1030.885	53362.48504	53362.49	0	9174.877	0	0.005098	0.001703	0	0.006801	7.08E-05	5.49E-06	0	7.62E-05	0.000176	0.000916	0.001169	7.7E-05	5.97E-06	0	8.29E-05	0.000706	0.002618	0.003406	48.40058	1.320282	0	49.72086	0.039284
Statewide Totals	2043	SBUS	Aggregate	Aggregate	Gasoline	4648.834	239294.4951	239294.5	0	18595.34	0	0.03954	0.003766	0.016719	0.060026	0.000325	0	1.51E-05	0.000341	0.000528	0.004224	0.005092	0.000354	0	1.64E-05	0.00037	0.00211	0.01207	0.01455	207.0425	12.37532	1.048209	220.466	0.000609
Statewide Totals	2043	SBUS	Aggregate	Aggregate	Diesel	11890.85	242990.9959	242991	0	172179.5	0	0.140735	0.096195	0.127983	0.364913	0.001036	3.

Region	Calendar Year	Vehicle Category	Model Year	Speed	Fuel	Population	Total VMT	CVMT	EVMT	Trips	Energy Consumption	NOx_RUNEX	NOx_IDLEX	NOx_STREX	NOx_TOTEX	PM2.5_RUNEX	PM2.5_IDLEX	PM2.5_STREX	PM2.5_TOTEX	PM2.5_PMTW	PM2.5_PMBW	PM2.5_TOTAL	PM10_RUNEX	PM10_IDLEX	PM10_STREX	PM10_TOTEX	PM10_PMTW	PM10_PMBW	PM10_TOTAL	CO2_RUNEX	CO2_IDLEX	CO2_STREX	CO2_TOTEX	CH4_RUNEX
Statewide Totals	2044	HHDT	Aggregate	Aggregate	Natural Gas	19984.2	1241961.206	1241961	0	152785.6	0	0.360068	0.183288	0	0.543356	0.002067	0.000633	0	0.002699	0.012321	0.070355	0.085376	0.002248	0.000688	0	0.002936	0.049285	0.201014	0.253235	1523.895	195.9029	0	1719.798	1.054622
Statewide Totals	2044	LDA	Aggregate	Aggregate	Gasoline	12726626	496314486.5	4.96E+08	0	59177438	0	10.80734	0	10.55084	21.35818	0.273134	0	0.051465	0.324598	1.094187	1.466839	2.885624	0.297058	0	0.055973	0.35303	4.376748	4.190968	8.920746	125333.5	0	3510.758	128844.2	0.577579
Statewide Totals	2044	LDA	Aggregate	Aggregate	Diesel	8971.276	303326.3368	303326.3	0	39448	0	0.008705	0	0	0.008705	0.000509	0	0	0.000509	0.000669	0.0009	0.002078	0.000532	0	0	0.000532	0.002675	0.002571	0.005778	62.57421	0	0	62.57421	9.5E-05
Statewide Totals	2044	LDA	Aggregate	Aggregate	Electricity	1722898	69542077.6	0	69542078	8113576	26848982	0	0	0	0	0	0	0	0	0.153314	0.117839	0.271153	0	0	0	0	0.613256	0.336683	0.949939	0	0	0	0	0
Statewide Totals	2044	LDA	Aggregate	Aggregate	Plug-in Hyb	595148.2	23610777.33	9658689	13952089	2460938	4213947	0.07067	0	0.307994	0.378665	0.005338	0	0.002221	0.007559	0.052053	0.036774	0.096386	0.005805	0	0.002416	0.008221	0.208211	0.105067	0.3215	3056.045	0	151.0007	3207.046	0.009891
Statewide Totals	2044	LDT1	Aggregate	Aggregate	Gasoline	981072.2	34932814.65	34932815	0	4405235	0	0.898985	0	0.894175	1.79316	0.022261	0	0.004445	0.026706	0.077014	0.125474	0.229194	0.024211	0	0.004835	0.029046	0.308055	0.358498	0.695598	10318.42	0	308.6338	10627.06	0.047118
Statewide Totals	2044	LDT1	Aggregate	Aggregate	Diesel	10.62396	399.9127648	399.9128	0	49.11702	0	1.65E-05	0	0	1.65E-05	1.9E-06	0	0	1.9E-06	8.82E-07	1.42E-06	4.21E-06	1.99E-06	0	0	1.99E-06	3.53E-06	4.06E-06	9.57E-06	0.152546	0	0	0.152546	3.15E-07
Statewide Totals	2044	LDT1	Aggregate	Aggregate	Electricity	26398.72	1067414.163	0	1067414	124841.7	412110	0	0	0	0	0	0	0	0	0.002353	0.001809	0.004163	0	0	0	0	0.009413	0.00517	0.014583	0	0	0	0	0
Statewide Totals	2044	LDT1	Aggregate	Aggregate	Plug-in Hyb	20224.4	799302.792	325542.2	473760.6	83627.88	143089.8	0.002387	0	0.010453	0.01284	0.000173	0	6.96E-05	0.000243	0.001762	0.001249	0.003253	0.000188	0	7.57E-05	0.000264	0.007049	0.003567	0.01088	103.3306	0	5.86023	109.1908	0.000335
Statewide Totals	2044	LDT2	Aggregate	Aggregate	Gasoline	7624261	286357415.1	2.86E+08	0	35157351	0	7.540446	0	7.981533	15.52198	0.165323	0	0.031635	0.196958	0.63131	1.011203	1.839472	0.179804	0	0.034406	0.21421	2.525242	2.889153	5.628605	87098.77	0	2565.414	89664.19	0.451656
Statewide Totals	2044	LDT2	Aggregate	Aggregate	Diesel	28932.16	1093628.365	1093628	0	133997.9	0	0.036129	0	0	0.036129	0.004931	0	0	0.004931	0.002411	0.003857	0.0112	0.005154	0	0	0.005154	0.009644	0.011021	0.025819	308.8241	0	0	308.8241	0.000836
Statewide Totals	2044	LDT2	Aggregate	Aggregate	Electricity	289032	8088307.11	0	8088307	1367410	3122754	0	0	0	0	0	0	0	0	0.017832	0.013711	0.031543	0	0	0	0	0.071327	0.039175	0.110502	0	0	0	0	0
Statewide Totals	2044	LDT2	Aggregate	Aggregate	Plug-in Hyb	200296.6	7742091.376	3160850	4581242	828226.5	1383672	0.023159	0	0.103622	0.126782	0.001715	0	0.000712	0.002427	0.017068	0.012084	0.03158	0.001865	0	0.000775	0.002639	0.068274	0.034527	0.10544	1001.9	0	61.07171	1062.972	0.003235
Statewide Totals	2044	LHDT1	Aggregate	Aggregate	Gasoline	349280.1	12070496.52	12070497	0	5203752	0	0.314488	0.009797	2.39441	2.718695	0.014514	0	0.000632	0.015146	0.026611	0.363239	0.404995	0.015785	0	0.000687	0.016472	0.106444	1.037825	1.160741	8440.592	41.67054	136.0164	8618.278	0.012309
Statewide Totals	2044	LHDT1	Aggregate	Aggregate	Diesel	250272.2	8427109.393	8427109	0	3148110	0	2.897342	0.294317	0	3.191659	0.149992	0.007256	0	0.157248	0.027868	0.253598	0.438714	0.156774	0.007584	0	0.164358	0.111472	0.724565	1.000395	4969.329	32.32316	0	5001.652	0.030853
Statewide Totals	2044	LHDT1	Aggregate	Aggregate	Electricity	337243.1	15093524.53	0	15093525	4716235	9161279	0	0	0	0	0	0	0	0	0.033276	0.227105	0.260381	0	0	0	0	0.133102	0.648873	0.781975	0	0	0	0	0
Statewide Totals	2044	LHDT2	Aggregate	Aggregate	Gasoline	44541.84	1493751.029	1493751	0	663607.1	0	0.040598	0.001107	0.268307	0.310012	0.001744	0	6.73E-05	0.001811	0.003293	0.052444	0.057548	0.001896	0	7.32E-05	0.00197	0.013173	0.149839	0.164981	1157.831	6.126661	17.05773	1181.016	0.001312
Statewide Totals	2044	LHDT2	Aggregate	Aggregate	Diesel	122916.6	3970496.445	3970496	0	1546136	0	1.958533	0.155059	0	2.113592	0.087866	0.003553	0	0.091419	0.01313	0.139399	0.243948	0.091839	0.003714	0	0.095553	0.052521	0.398282	0.546355	2740.402	25.90491	0	2766.307	0.017922
Statewide Totals	2044	LHDT2	Aggregate	Aggregate	Electricity	86862.12	3749187.857	0	3749188	1149653	2251281	0	0	0	0	0	0	0	0	0.008266	0.065814	0.07408	0	0	0	0	0.033062	0.188041	0.221103	0	0	0	0	0
Statewide Totals	2044	MCY	Aggregate	Aggregate	Gasoline	759218.6	4116954.292	4116954	0	1518437	0	2.158102	0	0.12606	2.284162	0.009713	0	0.005486	0.015199	0.004538	0.01906	0.038798	0.010417	0	0.005879	0.016296	0.018153	0.054458	0.088907	857.4332	0	63.74364	921.1768	0.644267
Statewide Totals	2044	MDV	Aggregate	Aggregate	Gasoline	4485205	161836216.3	1.62E+08	0	20451980	0	5.045694	0	5.211509	10.2572	0.096207	0	0.019264	0.115471	0.356788	0.579711	1.05197	0.104634	0	0.020951	0.125585	1.427152	1.656318	3.209055	59823.28	0	1828.833	61652.12	0.282472
Statewide Totals	2044	MDV	Aggregate	Aggregate	Diesel	50760.32	1787503.886	1787504	0	229555.2	0	0.029143	0	0	0.029143	0.00236	0	0	0.00236	0.003941	0.006425	0.012726	0.002467	0	0	0.002467	0.015763	0.018358	0.036588	662.2669	0	0	662.2669	0.000531
Statewide Totals	2044	MDV	Aggregate	Aggregate	Electricity	265890	7352898.819	0	7352899	1252691	2838826	0	0	0	0	0	0	0	0	0.01621	0.01248	0.02869	0	0	0	0	0.064841	0.035656	0.100497	0	0	0	0	0
Statewide Totals	2044	MDV	Aggregate	Aggregate	Plug-in Hyb	126694.7	4758697.458	1944698	2814000	523882.6	849911.8	0.014237	0	0.065535	0.079773	0.001075	0	0.000463	0.001538	0.010491	0.00743	0.019459	0.001169	0	0.000503	0.001672	0.041965	0.021229	0.064866	616.0246	0	47.06682	663.0915	0.001981
Statewide Totals	2044	MH	Aggregate	Aggregate	Gasoline	46432.85	491779.7458	491779.7	0	4645.142	0	0.090932	0	0.00201	0.092941	0.000627	0	1.71E-06	0.000629	0.001626	0.008345	0.0106	0.000682	0	1.86E-06	0.000684	0.006505	0.023843	0.031032	1003.956	0	0.153347	1004.109	0.001926
Statewide Totals	2044	MH	Aggregate	Aggregate	Diesel	30808.36	284059.1049	284059.1	0	3080.836	0	0.733316	0	0	0.733316	0.009836	0	0	0.009836	0.001252	0.004801	0.015889	0.010281	0	0	0.010281	0.00501	0.013716	0.029007	328.046	0	0	328.046	0.000923
Statewide Totals	2044	MHDT	Aggregate	Aggregate	Gasoline	24765.86	1191168.207	1191168	0	495515.3	0	0.097137	0.001645	0.179181	0.277963	0.001535	0	0.000248	0.001783	0.003939	0.020199	0.025922	0.00167	0	0.00027	0.001939	0.015756	0.057712	0.075408	1940.828	12.89689	20.61276	1974.338	0.003537
Statewide Totals	2044	MHDT	Aggregate	Aggregate	Diesel	236737.4	9910440.323	9910440	0	2865857	0	3.362619	1.786069	3.761166	8.909854	0.039969	0.000681	0	0.04065	0.032773	0.168708	0.242131	0.041776	0.000712	0	0.042488	0.131093	0.482022	0.655603	10853.41	498.8865	0	11352.3	0.003028
Statewide Totals	2044	MHDT	Aggregate	Aggregate	Electricity	203054.3	9452544.677	0	9452545	2595625	10090734	0	0	0	0	0	0	0	0	0.031259	0.080606	0.111865	0	0	0	0	0.125036	0.230303	0.355339	0	0	0	0	0
Statewide Totals	2044	MHDT	Aggregate	Aggregate	Natural Gas	3798.098	151249.147	151249.1	0	34592.11	0	0.010372	0.026618	0	0.036991	0.000214	9.5E-05	0	0.000309	0.0005	0.002588	0.003397	0.000233	0.000103	0	0.000336	0.002001	0.007394	0.009731	144.0618	22.71652	0	166.7783	0.111335
Statewide Totals	2044	OBUS	Aggregate	Aggregate	Gasoline	6201.257	192631.2766	192631.3	0	124074.8	0	0.055014	0.000352	0.047677	0.103042	0.000229	0	3.65E-05	0.000265	0.000637	0.003289	0.004191	0.000249	0	3.97E-05	0.000289	0.002548	0.009396	0.012233	321.0487	2.408324	3.907165	327.3642	0.001212
Statewide Totals	2044	OBUS	Aggregate	Aggregate	Diesel	12070.49	786749.1227	786749.1	0	141664.1	0	0.739906	0.074325	0.154601	0.968832	0.011342	6.51E-05	0	0.011407	0.002602	0.018826	0.032835	0.011854	6.81E-05	0	0.011922	0.010407	0.053789	0.076119	1048.452	28.23904	0	1076.691	0.000838
Statewide Totals	2044	OBUS	Aggregate	Aggregate	Electricity	3021.659	197864.497	0	197864.5	60457.36	214099.6	0	0	0	0	0	0	0	0	0.000654	0.001688	0.002342	0	0	0	0	0.002617	0.004823	0.00744	0	0	0	0	0
Statewide Totals	2044	OBUS	Aggregate	Aggregate	Natural Gas	1042.194	53593.29896	53593.3	0	9275.53	0	0.0051	0.001721	0	0.006821	7.12E-05	5.56E-06	0	7.67E-05	0.000177	0.00092	0.001174	7.74E-05	6.05E-06	0	8.35E-05	0.000709	0.002629	0.003421	48.5592	1.333097	0	49.8923	0.03948
Statewide Totals	2044	SBUS	Aggregate	Aggregate	Gasoline	4509.457	231116.9114	231116.9	0	18037.83	0	0.037666	0.003587	0.015597	0.056851	0.00032	0	1.49E-05	0.000335	0.00051	0.004081	0.004926	0.000348	0	1.62E-05	0.000364	0.002038	0.01166	0.014062	199.0321	11.94779	1.016131	211.996	0.000593
Statewide Totals	2044	SBUS	Aggregate	Aggregate	Diesel	11425.63	233494.6296	233494.6	0	165443.1	0	0.117167	0.088135	0.120548	0.32585	0.000915	2.94E-05	0	0.000944	0.000772	0.004081	0.005797	0.000956	3.08E-05	0	0.000987	0.003089	0.011661	0.015736	275.0235	23.88038	0	298.9038	0.000109
Statewide Totals	2044	SBUS	Aggregate	Aggregate	Electricity	10192.37	300783.4529	0	300783.5	128787.1	328911.4	0	0	0	0	0	0	0	0	0.000896	0.00265	0.003546	0	0	0	0	0.003586	0.007571	0.011156	0	0	0	0	0
Statewide Totals	2044	SBUS	Aggregate	Aggregate	Natural Gas	4461.562	90315.86084	90315.86	0	64603.42	0	0.034199	0.024894	0	0.059093	0.000392	8.04E-05	0	0.000472	0.000299	0.001616	0.002387	0.000426	8.74E-05	0	0.000514	0.001195	0.004616	0.006324	139.7321	20.92431	0	160.6564	0.327776
Statewide Totals	2044	UBUS	Aggregate	Aggregate	Gasoline	1892.514	175798.9886	175799	0	7570.056	0	0.003248	0	0.002298	0.005546	0.000211	0	1.12E-06	0.000212	0.000388	0.006172	0.006771	0.000229	0	1.21E-06	0.00023	0.00155	0.017634	0.019415	133.7457	0	0.285377	134.0311	0.000165
Statewide Totals	2044	UBUS	Aggregate	Aggregate	Diesel	67.47016	3670.206399	3670.206	0	269.8806	0	0.000782	0	0	0.000782	5.64E-05	0	0	5.64E-05	1.21E-05	0.000129	0.000197	5.9E-05	0	0	5.9E-05	4.85E-05	0.000368	0.000476	2.67526	0	0	2.67526	1.8E-05
Statewide Totals	2044	UBUS	Aggregate	Aggregate	Electricity	16562.66	1817313.098	1817313	0	66250.64	3512789	0	0	0	0	0	0	0	0	0.015742	0.038562	0.054304	0	0	0	0	0.062967	0.110178	0.173145	0	0	0	0	0
Statewide Totals	2044	UBUS	Aggregate	Aggregate	Natural Gas	247.8676	18021.79271	18021.79	0	991.4704	0	0.002904	0	0	0.002904	0.000209	0	0	0.000209	5.96E-05	0.000633	0.000902	0.000219	0	0	0.000219	0.000238	0.001808	0.002265	12.1815	0	0	12.1815	5.43E-05
Statewide Totals	2045	HHDT	Aggregate	Aggregate	Gasoline	33.58427	3944.822118	3944.822	0	671.954	0	0.009278	0	0.00049	0.009768	5.06E-06	0	3.44E-07	5.41E-06	2.17E-05	0.000139	0.000166	5.51E-06	0	3.74E-07	5.88E-06	8.7E-05	0.000397	0.00049	7.435315	0	0.03187	7.467186	0.000354
Statewide Totals	2045	HHDT	Aggregate	Aggregate	Diesel	413177.8	62367936.88	62367937	0	7201774	0	85.83697	31.9077	19.8316	137.5763	1.766209	0.013032	0	1.779241	0.614153	1.989551	4.382945	1.84607	0.013621	0	1.85969	2.456612	5.684432	10.00073	87227.98	6012.59	0	93240.57	0.034968
Statewide Totals	2045	HHDT	Aggregate	Aggregate	Electricity	104732.8	10493015.66	0	10493016	1345128	19136513	0	0	0	0	0	0	0	0	0.099767	0.176657	0.276424	0	0	0	0	0.399068	0.504733	0.903801	0	0	0	0	0
Statewide Totals	2045	HHDT	Aggregate	Aggregate	Natural Gas	19849.46	1235829.09	1235829	0	152775	0	0.340229	0.18346	0	0.523689	0.002041	0.00064	0	0.00268	0.01226	0.069679	0.08462	0.002219	0.000696	0	0.002915	0.049042	0.199084	0.251041	1512.578	195.5651	0	1708.143	1.03559
Statewide Totals	2045	LDA	Aggregate	Aggregate	Gasoline	12765277	497148656.4	4.97E+08	0	59369327	0	10.75533	0	10.49878	21.25412	0.269094	0	0.050402	0.319495	1.096026	1.469051	2.884572	0.292664	0	0.054817	0.34748	4.384104	4.197288	8.928873	125353.3	0	3512.088	128865.4	0.574832
Statewide Totals	2045	LDA	Aggregate	Aggregate	Diesel	8803.722	300272.4512	300272.5	0	38832.61	0	0.007722	0	0	0.007722	0.00046	0	0	0.00046	0.000662	0.00089	0.002012	0.00048	0	0	0.00048	0.002648	0.002543	0.005671	61.65272	0	0	61.65272	9E-05
Statewide Totals	2045	LDA	Aggregate	Aggregate	Electricity	1739474	69887031.25	0	69887031	8182998	26982162	0	0	0	0	0	0	0	0	0.154075	0.118429	0.272504	0	0	0	0	0.616298	0.338369	0.954668	0	0	0	0	0
Statewide Totals	2045	LDA	Aggregate	Aggregate	Plug-in Hyb	597981.1	23648188.87	9661687	13986502	2472652	4224340	0.070686	0	0.309466	0.380152	0.00525	0	0.002185	0.007435	0.052135	0.036835	0.096405	0.00571	0	0.002376	0.008086	0.208541	0.105243	0.32187	3056.782	0	151.4588	3208.24	0.009889
Statewide Totals	2045	LDT1	Aggregate	Aggregate	Gasoline	977494.5	34854646.37	34854646	0	4396912	0	0.862947	0	0.873498	1.736445	0.0215	0	0.004265	0.025765	0.076841	0.125105	0.227711	0.023383	0	0.004639	0.028022	0.307366	0.357442	0.692829	10249.96	0	306.0035	10555.96	0.045694
Statewide Totals	2045	LDT1	Aggregate	Aggregate	Diesel	10.74282	403.0902837	403.0903	0	49.65331	0	1.54E-05	0	0	1.54E-05	1.89E-06	0	0	1.89E-06	8.89E-07	1.43E-06	4.21E-06	1.98E-06	0	0	1.98E-06	3.55E-06	4.09E-06	9.62E-06	0.153482	0	0	0.153482	3.15E-07
Statewide Totals	2045	LDT1	Aggregate	Aggregate	Electricity	27212.29	1087971.914	0	1087972	128280	420047	0	0	0	0	0	0	0	0	0.002399	0.001845	0.004243	0	0	0	0	0.009594	0.005271	0.014865	0	0	0	0	0
Statewide Totals	2045	LDT1	Aggregate	Aggregate	Plug-in Hyb	20822.72	814621.2185	331701.2	482920	86101.93	145856.2	0.002432	0	0.010762	0.013194	0.000175	0	7.12E-05	0.000247	0.001796	0.001273	0.003315	0.000191	0	7.74E-05	0.000268	0.007184	0.003636	0.011088	105.275	0	6.03156	111.3066	0.000341
Statewide Totals	2045	LDT2	Aggregate	Aggregate	Gasoline	7654517	286882303.4	2.87E+08	0	35294410	0	7.364654	0	7.925767	15.29042	0.162307	0	0.030973	0.19328	0.632468	1.012952	1.838699	0.176524	0	0.033686	0.210209	2.52987	2.894148	5.634228	87048.29	0	2566.378	89614.67	0.44823
Statewide Totals	2045	LDT2	Aggregate	Aggregate	Diesel	29111.72	1096783.774	1096784	0	134722.1	0	0.036148	0	0	0.036148	0.004946	0	0	0.004946	0.002418	0.003869	0.011233	0.00517	0	0	0.00517	0.009672	0.011054	0.025896	309.1327	0	0	309.1327	0.000838
Statewide Totals	2045	LDT2	Aggregate	Aggregate	Electricity	295076.2	8187172.023	0	8187172	1392724	3160924	0	0	0	0	0	0	0	0	0.01805	0.013881	0.03193	0	0	0	0	0.072198	0.03966	0.111858	0	0	0	0	0
Statewide Totals	2045	LDT2	Aggregate	Aggregate	Plug-in Hyb	203444.4	7813805.232	3188062	4625743	841242.5	1397112	0.023356	0	0.105255	0.128611	0.001711	0	0.000714	0.002425	0.017226	0.012198	0.03185	0.001861	0	0.000777	0.002638	0.068906	0.03485	0.106394	1010.427	0	61.97803	1072.405	0.003259
Statewide Totals	2045	LHDT1	Aggregate	Aggregate	Gasoline	339775.6	11778277.7	11778278	0	5062150	0	0.282716	0.009407	2.298872	2.590995	0.01411	0	0.000585	0.014695	0.025967	0.354445	0.395107	0.015346	0	0.000636	0.015982	0.103867	1.0127	1.132549	8204.012	40.41532	131.9558	8376.383	0.011713
Statewide Totals	2045	LHDT1	Aggregate	Aggregate	Diesel	244164.2	8224312.164	8224312	0	3071279	0	2.576506	0.278961	0	2.855467	0.142289	0.007084	0	0.149373	0.027197	0.247495	0.424066	0.148723	0.007404	0	0.156127	0.108789	0.707129	0.972045	4838.708	31.40447	0	4870.113	0.029342
Statewide Totals	2045	LHDT1	Aggregate	Aggregate	Electricity	354827	15621566.93	0	15621567	4961444	9483361	0	0	0	0	0	0	0	0	0.03444	0.235051	0.26949	0	0	0	0	0.137759	0.671573	0.809332	0	0	0	0	0
Statewide Totals	2045	LHDT2	Aggregate	Aggregate	Gasoline	43334.85	1455788.313	1455788	0	645624.6	0	0.037691	0.001055	0.254532	0.293278	0.001705	0	6.48E-05	0.00177	0.003209	0.051111	0.05609	0.001855	0	7.05E-05	0.001925	0.012838	0.146031	0.160794	1124.022	5.939602	16.55328	1146.515	0.001251
Statewide Totals	2045	LHDT2	Aggregate	Aggregate	Diesel	120625	3885951.054	3885951	0	1517311	0	1.781842	0.149394	0	1.931236	0.085272	0.003489	0	0.08876	0.012851	0.13643	0.238041	0.089127	0.003647	0	0.092774	0.051402	0.389801	0.533977	2676.956	25.35007	0	2702.306	0.01734
Statewide Totals	2045	LHDT2	Aggregate	Aggregate	Electricity	91503.85	3886304.252	0	3886304	1210982	2333825	0	0	0	0	0	0	0	0	0.008568	0.068221	0.076789	0	0	0	0	0.034271	0.194918	0.22919	0	0	0	0	0
Statewide Totals	2045	MCY	Aggregate	Aggregate	Gasoline	760274.6	4116645.18	4116645	0	1520549	0	2.147016	0	0.121908	2.268924	0.009725	0	0.005489	0.015214	0.004538	0.019059	0.038811	0.010431	0	0.005883	0.016314	0.018151	0.054454	0.088919	856.9509	0	63.06287	920.0138	0.640758
Statewide Totals	2045	MDV	Aggregate	Aggregate	Gasoline	4495436	162014289.2	1.62E+08	0	20505695	0	4.807795	0	5.110881	9.918676	0.093975	0	0.01871	0.112685	0.357181	0.580277	1.050142	0.102206	0	0.020349	0.122555	1.428722	1.657933	3.209211	59705.2	0	1824.946	61530.15	0.275953
Statewide Totals	2045	MDV	Aggregate	Aggregate	Diesel	50648.27	1782762.67	1782763	0	229075.4	0	0.028162	0	0	0.028162	0.00224	0	0	0.00224	0.00393	0.006405	0.012575	0.002341	0	0	0.002341	0.015721	0.018299	0.036361	658.0498	0	0	658.0498	0.000519
Statewide Totals	2045	MDV	Aggregate	Aggregate	Electricity	271389.7	7437827.378	0	7437827	1275358	2871615	0	0	0	0	0	0	0	0	0.016398	0.012625	0.029023	0	0	0	0	0.06559	0.036073	0.101663	0	0	0	0	0
Statewide Totals	2045	MDV	Aggregate	Aggregate	Plug-in Hyb	128944.5	4808574.65	1963454	2845120	533185.5	859311.1	0.014374	0	0.066701	0.081075	0.001072	0	0.000464	0.001536	0.010601	0.007509	0.019646	0.001165	0	0.000505	0.00167	0.042404	0.021456	0.06553	621.9194	0	47.84856	669.7679	0.001998
Statewide Totals	2045	MH	Aggregate	Aggregate	Gasoline	46081.57	489416.4407	489416.4	0	4610	0	0.101049	0	0.001944	0.102993	0.000626	0	1.71E-06	0.000628	0.001618	0.008305	0.010552	0.000681	0	1.86E-06	0.000683	0.006474	0.023728	0.030886	999.1252	0	0.152173	999.2774	0.001914
Statewide Totals	2045	MH	Aggregate	Aggregate	Diesel	30489.85	282005.3335	282005.3	0	3048.985	0	0.710016	0	0	0.710016	0.008817	0	0	0.008817	0.001243	0.004766	0.014826	0.009216	0	0	0.009216	0.004974	0.013616	0.027806	325.7269	0	0	325.7269	0.000894
Statewide Totals	2045	MHDT	Aggregate	Aggregate	Gasoline	23972.29	1155978.901	1155979	0	479637.5	0	0.089402	0.001568	0.182578	0.273548	0.001493	0	0.000241	0.001735	0.003823	0.019604	0.025161	0.001624	0	0.000262	0.001887	0.015291	0.05601	0.073188	1877.174	12.41983	19.8452	1909.439	0.003352
Statewide Totals	2045	MHDT	Aggregate	Aggregate	Diesel	234923.2	9898340.664	9898341	0	2847509	0	3.24447	1.744187	3.686332	8.674989	0.039461	0.000665

Region	Calendar Year	Vehicle Category	Model Year	Speed	Fuel	Population	Total VMT	CVMT	EVMT	Trips	Energy Consumption	NOx_RUNEX	NOx_IDLEX	NOx_STREX	NOx_TOTEX	PM2.5_RUNEX	PM2.5_IDLEX	PM2.5_STREX	PM2.5_TOTEX	PM2.5_PMTW	PM2.5_PMBW	PM2.5_TOTAL	PM10_RUNEX	PM10_IDLEX	PM10_STREX	PM10_TOTEX	PM10_PMTW	PM10_PMBW	PM10_TOTAL	CO2_RUNEX	CO2_IDLEX	CO2_STREX	CO2_TOTEX	CH4_RUNEX
Statewide Totals	2045	UBUS	Aggregate	Aggregate	Gasoline	1923.357	179245.6814	179245.7	0	7693.428	0	0.003319	0	0.002329	0.005649	0.000215	0	1.13E-06	0.000216	0.000395	0.006293	0.006904	0.000233	0	1.23E-06	0.000235	0.001581	0.01798	0.019795	136.0254	0	0.289548	136.315	0.000167
Statewide Totals	2045	UBUS	Aggregate	Aggregate	Diesel	67.50585	3672.363318	3672.363	0	270.0234	0	0.000815	0	0	0.000815	6.16E-05	0	0	6.16E-05	1.21E-05	0.000129	0.000203	6.44E-05	0	0	6.44E-05	4.86E-05	0.000368	0.000481	2.676834	0	0	2.676834	1.84E-05
Statewide Totals	2045	UBUS	Aggregate	Aggregate	Electricity	16876.1	1854150.056	0	1854150	67504.38	3587654	0	0	0	0	0	0	0	0	0.016071	0.039344	0.055415	0	0	0	0	0.064283	0.112412	0.176695	0	0	0	0	0
Statewide Totals	2045	UBUS	Aggregate	Aggregate	Natural Ga	253.3101	18444.73233	18444.73	0	1013.241	0	0.003054	0	0	0.003054	0.000227	0	0	0.000227	6.1E-05	0.000648	0.000936	0.000238	0	0	0.000238	0.000244	0.00185	0.002332	12.44155	0	0	12.44155	5.62E-05
Statewide Totals	2046	HHDT	Aggregate	Aggregate	Gasoline	32.50381	3850.651423	3850.651	0	650.3363	0	0.00912	0	0.00063	0.00975	4.95E-06	0	3.34E-07	5.28E-06	2.12E-05	0.000136	0.000162	5.38E-06	0	3.63E-07	5.74E-06	8.49E-05	0.000388	0.000479	7.236882	0	0.030731	7.267614	0.000344
Statewide Totals	2046	HHDT	Aggregate	Aggregate	Diesel	421414	63975214.01	63975214	0	7376963	0	87.70611	32.74932	20.23232	140.6877	1.812313	0.013362	0	1.825675	0.630102	2.04123	4.497007	1.894257	0.013967	0	1.908224	2.520409	5.832085	10.26072	89300	6168.448	0	95468.45	0.035761
Statewide Totals	2046	HHDT	Aggregate	Aggregate	Electricity	110107.9	10905644.57	0	10905645	1409731	19889654	0	0	0	0	0	0	0	0	0.103659	0.183629	0.287288	0	0	0	0	0.414636	0.524655	0.939291	0	0	0	0	0
Statewide Totals	2046	HHDT	Aggregate	Aggregate	Natural Ga	19741.62	1231645.934	1231646	0	152974.6	0	0.31594	0.184036	0	0.499976	0.002013	0.000648	0	0.00266	0.012219	0.069117	0.083996	0.002189	0.000704	0	0.002893	0.048876	0.197476	0.249245	1503.581	195.5224	0	1699.104	1.017521
Statewide Totals	2046	LDA	Aggregate	Aggregate	Gasoline	12804510	497940053.4	4.98E+08	0	59560592	0	10.71638	0	10.46191	21.17829	0.265924	0	0.049543	0.315467	1.097771	1.471146	2.884384	0.289217	0	0.053883	0.3431	4.391083	4.203274	8.937457	125401.4	0	3515.108	128916.5	0.572766
Statewide Totals	2046	LDA	Aggregate	Aggregate	Diesel	8673.866	297992.7073	297992.7	0	38363.45	0	0.006866	0	0	0.006866	0.000419	0	0	0.000419	0.000657	0.000883	0.001959	0.000438	0	0	0.000438	0.002628	0.002522	0.005588	60.95116	0	0	60.95116	8.59E-05
Statewide Totals	2046	LDA	Aggregate	Aggregate	Electricity	1754491	70184477.09	0	70184477	8245684	27097001	0	0	0	0	0	0	0	0	0.15473	0.118938	0.273669	0	0	0	0	0.618921	0.339824	0.958745	0	0	0	0	0
Statewide Totals	2046	LDA	Aggregate	Aggregate	Plug-in Hyb	600699.6	23683754.71	9666741	14017014	2483893	4233556	0.070718	0	0.310877	0.381595	0.005182	0	0.002156	0.007337	0.052214	0.036893	0.096444	0.005635	0	0.002345	0.00798	0.208855	0.105407	0.322242	3058.166	0	151.9377	3210.103	0.009889
Statewide Totals	2046	LDT1	Aggregate	Aggregate	Gasoline	975118.8	34797981.63	34797982	0	4392619	0	0.834759	0	0.857508	1.692267	0.020856	0	0.004113	0.024968	0.076716	0.124825	0.22651	0.022682	0	0.004473	0.027155	0.306866	0.356644	0.690665	10194.6	0	303.9565	10498.55	0.044554
Statewide Totals	2046	LDT1	Aggregate	Aggregate	Diesel	10.83869	405.8970827	405.8971	0	50.10632	0	1.45E-05	0	0	1.45E-05	1.88E-06	0	0	1.88E-06	8.95E-07	1.44E-06	4.22E-06	1.97E-06	0	0	1.97E-06	3.58E-06	4.12E-06	9.67E-06	0.154314	0	0	0.154314	3.16E-07
Statewide Totals	2046	LDT1	Aggregate	Aggregate	Electricity	27972.69	1106096.665	0	1106097	131443.8	427044.6	0	0	0	0	0	0	0	0	0.002439	0.001876	0.004314	0	0	0	0	0.009754	0.005359	0.015113	0	0	0	0	0
Statewide Totals	2046	LDT1	Aggregate	Aggregate	Plug-in Hyb	21373.46	828213.1384	337166.2	491046.9	88379.24	148310.8	0.002472	0	0.011047	0.013519	0.000177	0	7.26E-05	0.00025	0.001826	0.001294	0.00337	0.000193	0	7.9E-05	0.000272	0.007304	0.003698	0.011273	106.9993	0	6.189259	113.1886	0.000346
Statewide Totals	2046	LDT2	Aggregate	Aggregate	Gasoline	7684536	287379144.1	2.87E+08	0	35428337	0	7.227845	0	7.887428	15.11527	0.15983	0	0.030424	0.190254	0.633563	1.01461	1.838427	0.173829	0	0.033089	0.206919	2.534252	2.898884	5.640055	87023.15	0	2568.468	89591.62	0.445628
Statewide Totals	2046	LDT2	Aggregate	Aggregate	Diesel	29286.17	1099710.407	1099710	0	135420.5	0	0.036176	0	0	0.036176	0.00496	0	0	0.00496	0.002424	0.00388	0.011264	0.005184	0	0	0.005184	0.009698	0.011084	0.025967	309.4743	0	0	309.4743	0.00084
Statewide Totals	2046	LDT2	Aggregate	Aggregate	Electricity	300491.9	8271149.228	0	8271149	1415192	3193346	0	0	0	0	0	0	0	0	0.018235	0.014025	0.03226	0	0	0	0	0.072939	0.040071	0.11301	0	0	0	0	0
Statewide Totals	2046	LDT2	Aggregate	Aggregate	Plug-in Hyb	206295.8	7876064.336	3211795	4664269	853033	1408748	0.023528	0	0.106734	0.130262	0.001709	0	0.000717	0.002426	0.017364	0.012296	0.032085	0.001859	0	0.000779	0.002638	0.069455	0.035131	0.107224	1017.852	0	62.80282	1080.655	0.003281
Statewide Totals	2046	LHDT1	Aggregate	Aggregate	Gasoline	330696.5	11510323.06	11510323	0	4926886	0	0.252339	0.00904	2.208994	2.470373	0.013731	0	0.000538	0.014269	0.025376	0.346381	0.386026	0.014934	0	0.000585	0.015519	0.101504	0.989661	1.106683	7987.185	39.22083	128.1258	8154.532	0.011156
Statewide Totals	2046	LHDT1	Aggregate	Aggregate	Diesel	238147	8034848.409	8034848	0	2995590	0	2.265249	0.264073	0	2.529322	0.134914	0.006915	0	0.141828	0.026571	0.241793	0.410193	0.141014	0.007227	0	0.148241	0.106283	0.690839	0.945363	4717.156	30.50145	0	4747.658	0.027894
Statewide Totals	2046	LHDT1	Aggregate	Aggregate	Electricity	371462.8	16102783.51	0	16102784	5193297	9777073	0	0	0	0	0	0	0	0	0.035501	0.242291	0.277792	0	0	0	0	0.142002	0.692261	0.834263	0	0	0	0	0
Statewide Totals	2046	LHDT2	Aggregate	Aggregate	Gasoline	42220.34	1421617.699	1421618	0	629020.2	0	0.035028	0.001007	0.241894	0.277929	0.00167	0	6.23E-05	0.001733	0.003134	0.049911	0.054778	0.001817	0	6.78E-05	0.001884	0.012537	0.142603	0.157024	1093.764	5.767661	16.08933	1115.621	0.001197
Statewide Totals	2046	LHDT2	Aggregate	Aggregate	Diesel	118177.8	3803701.75	3803702	0	1486528	0	1.577182	0.143319	0	1.720502	0.082568	0.00342	0	0.085988	0.012579	0.133543	0.232109	0.086301	0.003575	0	0.089876	0.050314	0.381551	0.521741	2615.567	24.75586	0	2640.323	0.016719
Statewide Totals	2046	LHDT2	Aggregate	Aggregate	Electricity	95925.32	4012374.79	0	4012375	1269397	2409755	0	0	0	0	0	0	0	0	0.008846	0.070434	0.07928	0	0	0	0	0.035383	0.201241	0.236624	0	0	0	0	0
Statewide Totals	2046	MCY	Aggregate	Aggregate	Gasoline	759992.6	4115081.193	4115081	0	1519985	0	2.135102	0	0.116944	2.252046	0.00973	0	0.005474	0.015204	0.004536	0.019052	0.038792	0.010437	0	0.005868	0.016305	0.018144	0.054433	0.088883	856.1992	0	62.15853	918.3578	0.63704
Statewide Totals	2046	MDV	Aggregate	Aggregate	Gasoline	4502082	162141988.4	1.62E+08	0	20549502	0	4.542771	0	4.974831	9.517602	0.091911	0	0.018182	0.110093	0.357462	0.580632	1.048187	0.099962	0	0.019775	0.119736	1.429848	1.658949	3.208534	59584.82	0	1820.59	61405.41	0.268828
Statewide Totals	2046	MDV	Aggregate	Aggregate	Diesel	50590.64	1779337.21	1779337	0	228813.3	0	0.027446	0	0	0.027446	0.002144	0	0	0.002144	0.003923	0.006389	0.012456	0.002241	0	0	0.002241	0.015691	0.018255	0.036186	654.7311	0	0	654.7311	0.00051
Statewide Totals	2046	MDV	Aggregate	Aggregate	Electricity	276324.9	7510261.341	0	7510261	1295523	2899581	0	0	0	0	0	0	0	0	0.016557	0.01275	0.029307	0	0	0	0	0.066229	0.036429	0.102658	0	0	0	0	0
Statewide Totals	2046	MDV	Aggregate	Aggregate	Plug-in Hyb	130972.5	4851754.709	1979722	2872032	541571.5	867439.4	0.014491	0	0.067752	0.082243	0.001069	0	0.000465	0.001534	0.010696	0.007578	0.019808	0.001162	0	0.000506	0.001668	0.042785	0.021651	0.066105	627.0245	0	48.55435	675.5789	0.002013
Statewide Totals	2046	MH	Aggregate	Aggregate	Gasoline	45868.11	487778.4145	487778.4	0	4588.646	0	0.108342	0	0.001919	0.110261	0.000626	0	1.71E-06	0.000628	0.001613	0.008277	0.010518	0.000681	0	1.87E-06	0.000683	0.006452	0.023649	0.030785	995.7939	0	0.151464	995.9453	0.001907
Statewide Totals	2046	MH	Aggregate	Aggregate	Diesel	30232.53	280295.4544	280295.5	0	3023.253	0	0.69087	0	0	0.69087	0.007935	0	0	0.007935	0.001236	0.004737	0.013907	0.008293	0	0	0.008293	0.004944	0.013533	0.02677	323.7982	0	0	323.7982	0.000869
Statewide Totals	2046	MHDT	Aggregate	Aggregate	Gasoline	23246.83	1125279.932	1125280	0	465122.6	0	0.083398	0.001499	0.188468	0.273364	0.001457	0	0.000235	0.001692	0.003721	0.019084	0.024497	0.001584	0	0.000256	0.00184	0.014885	0.054526	0.071251	1821.918	11.98617	19.1464	1853.051	0.003238
Statewide Totals	2046	MHDT	Aggregate	Aggregate	Diesel	233657.4	9912056.087	9912056	0	2835943	0	3.149311	1.710195	3.625597	8.485103	0.039107	0.000652	0	0.039759	0.032779	0.16868	0.241217	0.040875	0.000681	0	0.041557	0.131114	0.481943	0.654613	10770.72	486.1081	0	11256.83	0.002934
Statewide Totals	2046	MHDT	Aggregate	Aggregate	Electricity	226956	10362957.75	0	10362958	2898562	11059377	0	0	0	0	0	0	0	0	0.03427	0.088372	0.122642	0	0	0	0	0.137078	0.252492	0.38957	0	0	0	0	0
Statewide Totals	2046	MHDT	Aggregate	Aggregate	Natural Ga	3721.746	149308.3344	149308.3	0	34192.82	0	0.009878	0.025933	0	0.035812	0.000213	9.36E-05	0	0.000306	0.000494	0.002555	0.003355	0.000231	0.000102	0	0.000333	0.001975	0.007299	0.009607	141.7935	22.16515	0	163.9587	0.110064
Statewide Totals	2046	OBUS	Aggregate	Aggregate	Gasoline	5688.935	180675.9802	180676	0	113824.2	0	0.053095	0.000316	0.043775	0.097186	0.000214	0	3.26E-05	0.000247	0.000597	0.003084	0.003928	0.000233	0	3.55E-05	0.000268	0.00239	0.008812	0.01147	298.4947	2.186519	3.481971	304.1632	0.000838
Statewide Totals	2046	OBUS	Aggregate	Aggregate	Diesel	12219.61	791938.4618	791938.5	0	143398.8	0	0.702503	0.070949	0.150937	0.92439	0.010265	6E-05	0	0.010325	0.002619	0.019	0.031944	0.010729	6.27E-05	0	0.010792	0.010476	0.054285	0.075553	1052.496	28.36623	0	1080.862	0.000682
Statewide Totals	2046	OBUS	Aggregate	Aggregate	Electricity	3257.834	207131.5124	0	207131.5	65182.75	224146	0	0	0	0	0	0	0	0	0.000685	0.001767	0.002452	0	0	0	0	0.00274	0.005049	0.007789	0	0	0	0	0
Statewide Totals	2046	SBUS	Aggregate	Aggregate	Gasoline	4167.675	211727.994	211728	0	16670.7	0	0.03316	0.003168	0.013663	0.049991	0.000302	0	1.41E-05	0.000316	0.000467	0.00374	0.004523	0.000328	0	1.53E-05	0.000343	0.001867	0.010686	0.012897	180.5231	10.93249	0.930787	192.3864	0.000532
Statewide Totals	2046	SBUS	Aggregate	Aggregate	Diesel	10454.21	214492.5625	214492.6	0	151377	0	0.085718	0.073784	0.104159	0.263661	0.000752	2.66E-05	0	0.000778	0.000709	0.003749	0.005237	0.000786	2.78E-05	0	0.000814	0.002837	0.010713	0.014363	250.6942	21.46853	0	272.1628	8.12E-05
Statewide Totals	2046	SBUS	Aggregate	Aggregate	Electricity	11649.82	339688.9757	0	339689	147369.4	371479.2	0	0	0	0	0	0	0	0	0.001012	0.002993	0.004005	0	0	0	0	0.004049	0.00855	0.012599	0	0	0	0	0
Statewide Totals	2046	SBUS	Aggregate	Aggregate	Natural Ga	4015.343	82017.4511	82017.45	0	58142.17	0	0.025071	0.022248	0	0.047319	0.000356	7.61E-05	0	0.000432	0.000271	0.001467	0.00217	0.000387	8.27E-05	0	0.00047	0.001085	0.004191	0.005746	124.2193	18.9437	0	143.163	0.283109
Statewide Totals	2046	UBUS	Aggregate	Aggregate	Gasoline	1954.198	182692.6967	182692.7	0	7816.794	0	0.003502	0	0.002411	0.005913	0.000218	0	1.15E-06	0.00022	0.000403	0.006414	0.007036	0.000238	0	1.25E-06	0.000239	0.001611	0.018326	0.020176	138.3049	0	0.295416	138.6003	0.000174
Statewide Totals	2046	UBUS	Aggregate	Aggregate	Diesel	67.5415	3674.543757	3674.544	0	270.166	0	0.000797	0	0	0.000797	5.88E-05	0	0	5.88E-05	1.22E-05	0.000129	0.0002	6.15E-05	0	0	6.15E-05	4.86E-05	0.000369	0.000479	2.678425	0	0	2.678425	1.82E-05
Statewide Totals	2046	UBUS	Aggregate	Aggregate	Electricity	17189.45	1890981.291	0	1890981	68757.8	3662509	0	0	0	0	0	0	0	0	0.0164	0.040126	0.056525	0	0	0	0	0.065599	0.114645	0.180244	0	0	0	0	0
Statewide Totals	2046	UBUS	Aggregate	Aggregate	Natural Ga	258.7508	18867.61483	18867.61	0	1035.003	0	0.003064	0	0	0.003064	0.000225	0	0	0.000225	6.24E-05	0.000662	0.000949	0.000235	0	0	0.000235	0.00025	0.001893	0.002377	12.70155	0	0	12.70155	5.68E-05
Statewide Totals	2047	HHDT	Aggregate	Aggregate	Gasoline	31.59968	3771.892123	3771.892	0	632.2464	0	0.00908	0	0.000788	0.009868	4.85E-06	0	3.25E-07	5.18E-06	2.08E-05	0.000133	0.000159	5.27E-06	0	3.54E-07	5.63E-06	8.32E-05	0.000381	0.00047	7.072717	0	0.029802	7.10252	0.000337
Statewide Totals	2047	HHDT	Aggregate	Aggregate	Diesel	430170.2	65655402.72	65655403	0	7560784	0	89.72814	33.6358	20.66499	144.0289	1.860991	0.013712	0	1.874703	0.646764	2.095132	4.616599	1.945137	0.014332	0	1.959469	2.587056	5.986092	10.53262	91490.12	6332.162	0	97822.28	0.036607
Statewide Totals	2047	HHDT	Aggregate	Aggregate	Electricity	115349.5	11307626.71	0	11307627	1472962	20623307	0	0	0	0	0	0	0	0	0.107451	0.190388	0.297839	0	0	0	0	0.429803	0.543966	0.973769	0	0	0	0	0
Statewide Totals	2047	HHDT	Aggregate	Aggregate	Natural Ga	19648.73	1228502.117	1228502	0	153338	0	0.28817	0.184873	0	0.473043	0.001985	0.000656	0	0.002641	0.012188	0.068589	0.083418	0.002159	0.000713	0	0.002872	0.048751	0.195969	0.247592	1495.86	195.6789	0	1691.538	1.000569
Statewide Totals	2047	LDA	Aggregate	Aggregate	Gasoline	12843643	498668587.2	4.99E+08	0	59748938	0	10.68582	0	10.43551	21.12134	0.26345	0	0.048853	0.312302	1.099377	1.473072	2.884751	0.286526	0	0.053132	0.339657	4.397507	4.208776	8.94594	125464.3	0	3519.333	128983.7	0.571177
Statewide Totals	2047	LDA	Aggregate	Aggregate	Diesel	8536.527	296041.3619	296041.4	0	37907.43	0	0.005744	0	0	0.005744	0.000374	0	0	0.000374	0.000653	0.000877	0.001903	0.00039	0	0	0.00039	0.002611	0.002504	0.005505	60.34065	0	0	60.34065	8.17E-05
Statewide Totals	2047	LDA	Aggregate	Aggregate	Electricity	1768130	70439315.25	0	70439315	8302439	27195389	0	0	0	0	0	0	0	0	0.155292	0.119374	0.274667	0	0	0	0	0.621168	0.34107	0.962238	0	0	0	0	0
Statewide Totals	2047	LDA	Aggregate	Aggregate	Plug-in Hyb	603321.3	23717044.97	9673047	14043998	2494734	4241706	0.070758	0	0.312239	0.382997	0.005129	0	0.002133	0.007262	0.052287	0.036946	0.096495	0.005578	0	0.00232	0.007898	0.209149	0.105559	0.322606	3059.953	0	152.4329	3212.386	0.00989
Statewide Totals	2047	LDT1	Aggregate	Aggregate	Gasoline	973713.4	34759773.63	34759774	0	4391685	0	0.811769	0	0.844693	1.656461	0.020316	0	0.003984	0.0243	0.076632	0.124627	0.225559	0.022095	0	0.004333	0.026428	0.306529	0.356078	0.689035	10150.43	0	302.3879	10452.82	0.043618
Statewide Totals	2047	LDT1	Aggregate	Aggregate	Diesel	10.91829	408.0268589	408.0269	0	50.49645	0	1.32E-05	0	0	1.32E-05	1.86E-06	0	0	1.86E-06	9E-07	1.45E-06	4.21E-06	1.94E-06	0	0	1.94E-06	3.6E-06	4.15E-06	9.68E-06	0.154843	0	0	0.154843	3.15E-07
Statewide Totals	2047	LDT1	Aggregate	Aggregate	Electricity	28661.71	1121826.516	0	1121827	134293.2	433117.6	0	0	0	0	0	0	0	0	0.002473	0.001903	0.004376	0	0	0	0	0.009893	0.005437	0.015329	0	0	0	0	0
Statewide Totals	2047	LDT1	Aggregate	Aggregate	Plug-in Hyb	21878.33	840207.3236	341989	498218.4	90466.91	150476.8	0.002507	0	0.011308	0.013815	0.000179	0	7.4E-05	0.000253	0.001852	0.001313	0.003419	0.000195	0	8.04E-05	0.000275	0.007409	0.003752	0.011436	108.5201	0	6.333834	114.854	0.000351
Statewide Totals	2047	LDT2	Aggregate	Aggregate	Gasoline	7712817	287821315.9	2.88E+08	0	35555244	0	7.10505	0	7.853847	14.9589	0.157751	0	0.029961	0.187712	0.634538	1.016072	1.838322	0.171569	0	0.032586	0.204154	2.538151	2.903064	5.645369	87004.2	0	2570.911	89575.11	0.443289
Statewide Totals	2047	LDT2	Aggregate	Aggregate	Diesel	29453.69	1102372.623	1102373	0	136086.8	0	0.036193	0	0	0.036193	0.004973	0	0	0.004973	0.00243	0.003889	0.011292	0.005198	0	0	0.005198	0.009721	0.011112	0.026031	309.8169	0	0	309.8169	0.000841
Statewide Totals	2047	LDT2	Aggregate	Aggregate	Electricity	305332.9	8342011.25	0	8342011	1435095	3220705	0	0	0	0	0	0	0	0	0.018391	0.014147	0.032538	0	0	0	0	0.073564	0.040419	0.113983	0	0	0	0	0
Statewide Totals	2047	LDT2	Aggregate	Aggregate	Plug-in Hyb	208878.5	7929850.605	3232366	4697485	863712.8	1418780	0.023677	0	0.108074	0.131751	0.001708	0	0.000719	0.002427	0.017482	0.012381	0.03229	0.001857	0	0.000782	0.00264	0.069929	0.035373	0.107942	1024.278	0	63.55267	1087.83	0.003299
Statewide Totals	2047	LHDT1	Aggregate	Aggregate	Gasoline	322661.4	11273488.85	11273489	0	4807174	0	0.231133	0.008723	2.137341	2.377197	0.013402	0	0.000498	0.0139	0.024854	0.339254	0.378008	0.014576	0	0.000542	0.015117	0.099415	0.969298	1.08383	7797.955	38.17076	124.7485	7960.874	0.010685
Statewide Totals	2047	LHDT1	Aggregate	Aggregate	Diesel	232434.4	7859621.836	7859622	0	2923733	0	2.029445	0.250429	0	2.279874	0.12892	0.006753	0	0.135673	0.025991	0.23652	0.398185	0.134749	0.007058	0	0.141807	0.103965	0.675773	0.921545	4604.423	29.65322	0	4634.076	0.026768
Statewide Totals	2047	LHDT1	Aggregate	Aggregate	Electricity	387121.5	16539108.76	0	16539109	5411383	10043541	0	0	0	0	0	0	0	0	0.036462	0.248857	0.285319	0	0	0	0	0.14585	0.711019	0.856869	0	0	0	0	0
Statewide Totals	2047	LHDT2	Aggregate	Aggregate	Gasoline	41180.73	1390304.59	1390305	0	613531.5	0	0.032988	0.000964	0.23065	0.264602	0.001638	0	6.04E-05	0.001698	0.003065	0.048812	0.053575	0.001782	0	6.56E-05	0.001847	0.01226	0.139462	0.15357	1066.404	5.608383	15.65842	1087.671	0.00115
Statewide Totals	2047	LHDT2	Aggregate	Aggregate	Diesel	116050.1	3730797.675	3730798	0	1459764	0	1.440563	0.138183	0	1.578746	0.080169	0.003361	0	0.083529	0.012338	0.130983	0.22685	0.083793	0.003513	0	0.087306	0.04935	0.374238	0.510894	2561.426	24.24406	0	2585.67	0.016239
Statewide Totals	2047	LHDT2	Aggregate	Aggregate	Electricity	100118.3	4127821.112	0	4127821	1324787	2479318	0	0	0	0	0	0	0	0	0.0091	0.072461	0.081561	0	0	0	0	0.036401	0.207032	0.243433	0	0	0	0	0
Statewide Totals	2047	MCY	Aggregate	Aggregate	Gasoline	758448.1	4112391.375	4112391	0	1516896	0	2.122264	0	0.11109	2.233354	0.00973	0	0.005442	0.015172	0.004533	0.019039	0.038745	0.010437	0	0.005836	0.016274	0.018133	0.054398	0.088804	855.1987	0	61.02188	916.2206	0.633082
Statewide Totals	2047	MDV	Aggregate	Aggregate	Gasoline	4508448	162251507.7	1.62E+08	0	20591945	0	4.297313	0	4.849221	9.146534	0.09009	0	0.01771	0.1078	0.357704	0.580921	1.046424	0.097981	0	0.019261	0.117242	1.430814	1.659773	3.207829	59479.3	0	1817.02	61296.32	0.262164
Statewide Totals	2047	MDV	Aggregate	Aggregate	Diesel	50580.41	1776959.437	1776959	0	228733.3	0	0.026858	0	0	0.026858	0.002066	0	0	0.002066	0.003918	0.006378	0.

Region	Calendar Year	Vehicle Category	Model Year	Speed	Fuel	Population	Total VMT	CVMT	EVMT	Trips	Energy Consumption	NOx_RUNEX	NOx_IDLEX	NOx_STREX	NOx_TOTEX	PM2.5_RUNEX	PM2.5_IDLEX	PM2.5_STREX	PM2.5_TOTEX	PM2.5_PMTW	PM2.5_PMBW	PM2.5_TOTAL	PM10_RUNEX	PM10_IDLEX	PM10_STREX	PM10_TOTEX	PM10_PMTW	PM10_PMBW	PM10_TOTAL	CO2_RUNEX	CO2_IDLEX	CO2_STREX	CO2_TOTEX	CH4_RUNEX
Statewide Totals	2047	OBUS	Aggregate	Aggregate	Diesel	12280.67	794343.3408	794343.3	0	144189.8	0	0.682188	0.069662	0.14926	0.901111	0.009736	5.77E-05	0	0.009794	0.002627	0.01908	0.0315	0.010176	6.03E-05	0	0.010236	0.010507	0.054514	0.075258	1054.571	28.47374	0	1083.044	0.000602
Statewide Totals	2047	OBUS	Aggregate	Aggregate	Electricity	3363.166	210851.5097	0	210851.5	67290.23	228181.2	0	0	0	0	0	0	0	0	0.000697	0.001799	0.002496	0	0	0	0	0.002789	0.00514	0.007929	0	0	0	0	0
Statewide Totals	2047	OBUS	Aggregate	Aggregate	Natural Ga	1071.199	54283.78084	54283.78	0	9533.675	0	0.005066	0.001767	0	0.006832	7.27E-05	5.77E-06	0	7.84E-05	0.00018	0.000932	0.00119	7.9E-05	6.27E-06	0	8.53E-05	0.000718	0.002663	0.003466	49.03309	1.366342	0	50.39943	0.040092
Statewide Totals	2047	SBUS	Aggregate	Aggregate	Gasoline	3857.611	195023.8161	195023.8	0	15430.44	0	0.028984	0.002819	0.011891	0.043694	0.000282	0	1.32E-05	0.000295	0.00043	0.003446	0.004171	0.000307	0	1.44E-05	0.000321	0.00172	0.009846	0.011887	164.9865	10.03969	0.860338	175.8866	0.000499
Statewide Totals	2047	SBUS	Aggregate	Aggregate	Diesel	9961.557	205141.4258	205141.4	0	144243.3	0	0.075865	0.067137	0.095785	0.238787	0.000696	2.53E-05	0	0.000721	0.000678	0.003586	0.004986	0.000728	2.65E-05	0	0.000754	0.002714	0.010246	0.013713	238.6343	20.29132	0	258.9256	7.41E-05
Statewide Totals	2047	SBUS	Aggregate	Aggregate	Electricity	12386.3	358897.0495	0	358897	156764.3	392491	0	0	0	0	0	0	0	0	0.001069	0.003162	0.004231	0	0	0	0	0.004278	0.009034	0.013311	0	0	0	0	0
Statewide Totals	2047	SBUS	Aggregate	Aggregate	Natural Ga	3795.506	77973.97895	77973.98	0	54958.93	0	0.021214	0.020958	0	0.042172	0.000338	7.36E-05	0	0.000412	0.000258	0.001395	0.002064	0.000368	8.01E-05	0	0.000448	0.001031	0.003985	0.005464	116.9669	17.95465	0	134.9216	0.262863
Statewide Totals	2047	UBUS	Aggregate	Aggregate	Gasoline	1985.026	186139.0831	186139.1	0	7940.106	0	0.003675	0	0.002513	0.006188	0.000222	0	1.17E-06	0.000224	0.00041	0.006535	0.007169	0.000242	0	1.27E-06	0.000243	0.001641	0.018672	0.020556	140.5842	0	0.301716	140.8859	0.000183
Statewide Totals	2047	UBUS	Aggregate	Aggregate	Diesel	67.57615	3676.672505	3676.673	0	270.3046	0	0.000808	0	0	0.000808	6.05E-05	0	0	6.05E-05	1.22E-05	0.000129	0.000202	6.32E-05	0	0	6.32E-05	4.86E-05	0.000369	0.000481	2.679978	0	0	2.679978	1.83E-05
Statewide Totals	2047	UBUS	Aggregate	Aggregate	Electricity	17502.61	1927793.046	0	1927793	70010.46	3737329	0	0	0	0	0	0	0	0	0.016729	0.040907	0.057635	0	0	0	0	0.066914	0.116877	0.183791	0	0	0	0	0
Statewide Totals	2047	UBUS	Aggregate	Aggregate	Natural Ga	264.188	19290.34694	19290.35	0	1056.752	0	0.003146	0	0	0.003146	0.000232	0	0	0.000232	6.38E-05	0.000677	0.000973	0.000242	0	0	0.000242	0.000255	0.001935	0.002432	12.96142	0	0	12.96142	5.79E-05
Statewide Totals	2048	HHDT	Aggregate	Aggregate	Gasoline	30.79587	3706.58865	3706.589	0	616.1637	0	0.009235	0	0.000936	0.01017	4.77E-06	0	3.18E-07	5.09E-06	2.04E-05	0.000131	0.000157	5.19E-06	0	3.46E-07	5.53E-06	8.17E-05	0.000375	0.000462	6.938747	0	0.028941	6.967688	0.000332
Statewide Totals	2048	HHDT	Aggregate	Aggregate	Diesel	439454	67407269.15	67407269	0	7753031	0	91.93376	34.56375	21.12935	147.6269	1.912115	0.01408	0	1.926196	0.664126	2.151195	4.741517	1.998573	0.014717	0	2.01329	2.656505	6.146271	10.81607	93792.47	6503.258	0	100295.7	0.037515
Statewide Totals	2048	HHDT	Aggregate	Aggregate	Electricity	120457.3	11701637.38	0	11701637	1534956	21342331	0	0	0	0	0	0	0	0	0.111168	0.196975	0.308142	0	0	0	0	0.444671	0.562784	1.007456	0	0	0	0	0
Statewide Totals	2048	HHDT	Aggregate	Aggregate	Natural Ga	19583.43	1227112.713	1227113	0	153933.5	0	0.272751	0.186027	0	0.458778	0.001962	0.000665	0	0.002627	0.012174	0.068159	0.082959	0.002134	0.000723	0	0.002857	0.048696	0.194739	0.246291	1490.946	196.1517	0	1687.097	0.987809
Statewide Totals	2048	LDA	Aggregate	Aggregate	Gasoline	12881527	499353512.8	4.99E+08	0	59931087	0	10.66294	0	10.41773	21.08067	0.261531	0	0.048291	0.309822	1.100887	1.474867	2.885576	0.284439	0	0.052521	0.33696	4.403547	4.213906	8.954413	125539.6	0	3524.253	129063.9	0.569993
Statewide Totals	2048	LDA	Aggregate	Aggregate	Diesel	8400.794	294377.6449	294377.6	0	37480.53	0	0.004532	0	0	0.004532	0.000328	0	0	0.000328	0.000649	0.000871	0.001849	0.000343	0	0	0.000343	0.002596	0.002489	0.005428	59.81339	0	0	59.81339	7.77E-05
Statewide Totals	2048	LDA	Aggregate	Aggregate	Electricity	1780564	70660763	0	70660763	8354001	27280886	0	0	0	0	0	0	0	0	0.15578	0.119754	0.275534	0	0	0	0	0.623121	0.342153	0.965274	0	0	0	0	0
Statewide Totals	2048	LDA	Aggregate	Aggregate	Plug-in Hyb	605881	23749606.07	9680758	14068848	2505318	4249211	0.070809	0	0.313568	0.384377	0.005089	0	0.002116	0.007205	0.052359	0.036997	0.096561	0.005534	0	0.002302	0.007836	0.209436	0.105706	0.322978	3062.182	0	152.9465	3215.128	0.009893
Statewide Totals	2048	LDT1	Aggregate	Aggregate	Gasoline	974120.4	34748219.78	34748220	0	4395774	0	0.800481	0	0.838348	1.638829	0.019912	0	0.003891	0.023803	0.076607	0.124542	0.224952	0.021656	0	0.004232	0.025888	0.306427	0.355834	0.688149	10121.47	0	301.528	10423	0.043097
Statewide Totals	2048	LDT1	Aggregate	Aggregate	Diesel	11.04964	410.5561809	410.5562	0	51.00364	0	1.33E-05	0	0	1.33E-05	1.87E-06	0	0	1.87E-06	9.05E-07	1.46E-06	4.24E-06	1.96E-06	0	0	1.96E-06	3.62E-06	4.18E-06	9.75E-06	0.155705	0	0	0.155705	3.17E-07
Statewide Totals	2048	LDT1	Aggregate	Aggregate	Electricity	29301.57	1135565.697	0	1135566	136895.7	438422.1	0	0	0	0	0	0	0	0	0.002503	0.001926	0.00443	0	0	0	0	0.010014	0.005504	0.015518	0	0	0	0	0
Statewide Totals	2048	LDT1	Aggregate	Aggregate	Plug-in Hyb	22339.19	850771.9426	346237.1	504534.9	92372.55	152384.6	0.002538	0	0.011547	0.014084	0.000181	0	7.52E-05	0.000256	0.001876	0.00133	0.003461	0.000197	0	8.17E-05	0.000278	0.007503	0.003799	0.01158	109.8587	0	6.465815	116.3245	0.000355
Statewide Totals	2048	LDT2	Aggregate	Aggregate	Gasoline	7739565	288226617.4	2.88E+08	0	35675837	0	6.984213	0	7.819159	14.80337	0.156002	0	0.02957	0.185573	0.635431	1.017398	1.838402	0.169667	0	0.03216	0.201827	2.541725	2.906853	5.650405	86992.57	0	2573.58	89566.15	0.441001
Statewide Totals	2048	LDT2	Aggregate	Aggregate	Diesel	29613.26	1104818.263	1104818	0	136718	0	0.036209	0	0	0.036209	0.004985	0	0	0.004985	0.002436	0.003898	0.011319	0.00521	0	0	0.00521	0.009743	0.011137	0.02609	310.1568	0	0	310.1568	0.000843
Statewide Totals	2048	LDT2	Aggregate	Aggregate	Electricity	309658.3	8401845.399	0	8401845	1452708	3243806	0	0	0	0	0	0	0	0	0.018523	0.014249	0.032772	0	0	0	0	0.074092	0.040712	0.114804	0	0	0	0	0
Statewide Totals	2048	LDT2	Aggregate	Aggregate	Plug-in Hyb	211210.7	7976384.329	3250195	4726189	873356.4	1427450	0.023805	0	0.109285	0.13309	0.001707	0	0.000722	0.00243	0.017585	0.012454	0.032468	0.001857	0	0.000785	0.002642	0.07034	0.035583	0.108565	1029.835	0	64.23132	1094.066	0.003314
Statewide Totals	2048	LHDT1	Aggregate	Aggregate	Gasoline	314412	11049043.7	11049044	0	4684271	0	0.207761	0.008394	2.062981	2.279136	0.013076	0	0.000452	0.013528	0.024359	0.3325	0.370387	0.014221	0	0.000492	0.014713	0.097436	0.95	1.062149	7616.127	37.08971	121.3532	7774.569	0.010195
Statewide Totals	2048	LHDT1	Aggregate	Aggregate	Diesel	226894.2	7696445.814	7696446	0	2854044	0	1.810357	0.237606	0	2.047963	0.123518	0.006596	0	0.130114	0.025452	0.23161	0.387175	0.129103	0.006894	0	0.135997	0.101807	0.661743	0.899546	4499.892	28.83832	0	4528.73	0.025756
Statewide Totals	2048	LHDT1	Aggregate	Aggregate	Electricity	401792.2	16933675.5	0	16933675	5615569	10284695	0	0	0	0	0	0	0	0	0.037332	0.254793	0.292126	0	0	0	0	0.149329	0.727981	0.877311	0	0	0	0	0
Statewide Totals	2048	LHDT2	Aggregate	Aggregate	Gasoline	40213.85	1361921.595	1361922	0	599126.4	0	0.031208	0.000924	0.220597	0.252729	0.001608	0	5.84E-05	0.001666	0.003003	0.047815	0.052484	0.001749	0	6.35E-05	0.001812	0.01201	0.136615	0.150437	1041.823	5.460929	15.25948	1062.543	0.001109
Statewide Totals	2048	LHDT2	Aggregate	Aggregate	Diesel	113892.3	3661126.795	3661127	0	1432622	0	1.302154	0.133035	0	1.435189	0.077802	0.0033	0	0.081103	0.012107	0.128537	0.221747	0.08132	0.00345	0	0.08477	0.048428	0.367249	0.500447	2509.966	23.72798	0	2533.694	0.015769
Statewide Totals	2048	LHDT2	Aggregate	Aggregate	Electricity	104076.1	4233241.266	0	4233241	1377068	2542879	0	0	0	0	0	0	0	0	0.009333	0.074312	0.083644	0	0	0	0	0.037331	0.212319	0.24965	0	0	0	0	0
Statewide Totals	2048	MCY	Aggregate	Aggregate	Gasoline	755953.1	4109030.098	4109030	0	1511906	0	2.109167	0	0.104612	2.213779	0.009726	0	0.005398	0.015125	0.004529	0.019024	0.038678	0.010434	0	0.005791	0.016225	0.018118	0.054353	0.088696	854.0605	0	59.71912	913.7796	0.629077
Statewide Totals	2048	MDV	Aggregate	Aggregate	Gasoline	4513466	162338649.6	1.62E+08	0	20630334	0	4.10182	0	4.750538	8.852358	0.088437	0	0.017272	0.105709	0.357896	0.581115	1.044721	0.096183	0	0.018785	0.114969	1.431583	1.66033	3.206881	59380.41	0	1813.759	61194.17	0.256469
Statewide Totals	2048	MDV	Aggregate	Aggregate	Diesel	50618.39	1775554.101	1775554	0	228830.7	0	0.026351	0	0	0.026351	0.002002	0	0	0.002002	0.003914	0.006371	0.012287	0.002092	0	0	0.002092	0.015658	0.018203	0.035953	650.2453	0	0	650.2453	0.000496
Statewide Totals	2048	MDV	Aggregate	Aggregate	Electricity	284699.5	7623808.246	0	7623808	1329325	2943419	0	0	0	0	0	0	0	0	0.016808	0.012945	0.029753	0	0	0	0	0.06723	0.036987	0.104217	0	0	0	0	0
Statewide Totals	2048	MDV	Aggregate	Aggregate	Plug-in Hyb	134430.3	4920890.898	2005856	2915035	555869.1	880427.5	0.01468	0	0.069544	0.084225	0.001064	0	0.000467	0.001532	0.010849	0.007687	0.020068	0.001158	0	0.000508	0.001666	0.043395	0.021964	0.067025	635.2085	0	49.76143	684.9699	0.002036
Statewide Totals	2048	MH	Aggregate	Aggregate	Gasoline	45493.79	484925.6756	484925.7	0	4551.199	0	0.116416	0	0.001843	0.118259	0.000626	0	1.72E-06	0.000627	0.001604	0.008229	0.01046	0.000681	0	1.87E-06	0.000682	0.006414	0.023512	0.030608	990.0136	0	0.149255	990.1629	0.001723
Statewide Totals	2048	MH	Aggregate	Aggregate	Diesel	29812.73	277456.7194	277456.7	0	2981.273	0	0.663457	0	0	0.663457	0.006453	0	0	0.006453	0.001223	0.004688	0.012365	0.006745	0	0	0.006745	0.004893	0.013395	0.025033	320.5971	0	0	320.5971	0.000834
Statewide Totals	2048	MHDT	Aggregate	Aggregate	Gasoline	22010.42	1076293.374	1076293	0	440384.5	0	0.076066	0.001386	0.201544	0.278996	0.001398	0	0.000225	0.001624	0.003559	0.018255	0.023438	0.001521	0	0.000245	0.001766	0.014237	0.052157	0.06816	1734.308	11.25154	17.92229	1763.482	0.00309
Statewide Totals	2048	MHDT	Aggregate	Aggregate	Diesel	232860.4	10014245.37	10014245	0	2834055	0	3.018786	1.665649	3.54702	8.231455	0.038829	0.000637	0	0.039466	0.033116	0.170366	0.242949	0.040585	0.000666	0	0.04125	0.132466	0.486761	0.660478	10811.64	478.9942	0	11290.63	0.002888
Statewide Totals	2048	MHDT	Aggregate	Aggregate	Electricity	249502.5	11199773.41	0	11199773	3183757	11949006	0	0	0	0	0	0	0	0	0.037037	0.095511	0.132548	0	0	0	0	0.148148	0.272888	0.421035	0	0	0	0	0
Statewide Totals	2048	MHDT	Aggregate	Aggregate	Natural Ga	3655.215	147997.8199	147997.8	0	33868.34	0	0.009473	0.025328	0	0.034802	0.000212	9.23E-05	0	0.000305	0.000489	0.002532	0.003326	0.000231	0.0001	0	0.000331	0.001958	0.007234	0.009523	140.1545	21.67597	0	161.8305	0.109222
Statewide Totals	2048	OBUS	Aggregate	Aggregate	Gasoline	5195.634	171078.9621	171079	0	103954.2	0	0.046442	0.000281	0.041131	0.087854	0.000202	0	2.86E-05	0.00023	0.000566	0.00292	0.003716	0.000219	0	3.11E-05	0.00025	0.002263	0.008343	0.010857	280.2509	1.972193	3.048605	285.2717	0.000413
Statewide Totals	2048	OBUS	Aggregate	Aggregate	Diesel	12329.56	796676.2907	796676.3	0	144886.3	0	0.666819	0.068589	0.147444	0.882852	0.009321	5.62E-05	0	0.009378	0.002635	0.019158	0.03117	0.009743	5.88E-05	0	0.009802	0.010538	0.054736	0.075076	1056.694	28.59441	0	1085.289	0.000547
Statewide Totals	2048	OBUS	Aggregate	Aggregate	Electricity	3460.713	214064.6725	0	214064.7	69241.95	231668.5	0	0	0	0	0	0	0	0	0.000708	0.001826	0.002534	0	0	0	0	0.002832	0.005218	0.00805	0	0	0	0	0
Statewide Totals	2048	OBUS	Aggregate	Aggregate	Natural Ga	1078.765	54549.44001	54549.44	0	9601.01	0	0.005029	0.001778	0	0.006807	7.34E-05	5.83E-06	0	7.92E-05	0.00018	0.000937	0.001196	7.98E-05	6.35E-06	0	8.61E-05	0.000722	0.002676	0.003484	49.20358	1.374853	0	50.57844	0.040344
Statewide Totals	2048	SBUS	Aggregate	Aggregate	Gasoline	3410.114	171037.0724	171037.1	0	13640.46	0	0.022486	0.002329	0.009235	0.03405	0.000252	0	1.19E-05	0.000264	0.000377	0.003024	0.003665	0.000274	0	1.29E-05	0.000287	0.001508	0.00864	0.010435	142.7831	8.760324	0.746034	152.2894	0.000425
Statewide Totals	2048	SBUS	Aggregate	Aggregate	Diesel	9478.429	196050.689	196050.7	0	137247.7	0	0.06848	0.060742	0.087562	0.216784	0.00065	2.41E-05	0	0.000674	0.000648	0.003427	0.00475	0.00068	2.52E-05	0	0.000705	0.002593	0.009792	0.01309	226.8553	19.15818	0	246.0134	6.9E-05
Statewide Totals	2048	SBUS	Aggregate	Aggregate	Electricity	13115.12	377615.5164	0	377615.5	166046.7	412964.3	0	0	0	0	0	0	0	0	0.001125	0.003327	0.004452	0	0	0	0	0.0045	0.009505	0.014005	0	0	0	0	0
Statewide Totals	2048	SBUS	Aggregate	Aggregate	Natural Ga	3587.622	74150.59014	74150.59	0	51948.77	0	0.018052	0.019749	0	0.037801	0.000322	7.1E-05	0	0.000393	0.000245	0.001326	0.001964	0.00035	7.73E-05	0	0.000427	0.000981	0.00379	0.005197	110.3089	17.00523	0	127.3142	0.244949
Statewide Totals	2048	UBUS	Aggregate	Aggregate	Gasoline	2015.849	189585.2891	189585.3	0	8063.397	0	0.003769	0	0.002576	0.006344	0.000226	0	1.19E-06	0.000227	0.000418	0.006656	0.007301	0.000246	0	1.29E-06	0.000247	0.001672	0.019017	0.020937	142.8629	0	0.306983	143.1699	0.000188
Statewide Totals	2048	UBUS	Aggregate	Aggregate	Diesel	67.61099	3678.838356	3678.838	0	270.444	0	0.000841	0	0	0.000841	6.58E-05	0	0	6.58E-05	1.22E-05	0.000129	0.000207	6.88E-05	0	0	6.88E-05	4.87E-05	0.000369	0.000486	2.681559	0	0	2.681559	1.87E-05
Statewide Totals	2048	UBUS	Aggregate	Aggregate	Electricity	17815.63	1964591.604	0	1964592	71262.52	3812127	0	0	0	0	0	0	0	0	0.017057	0.041688	0.058745	0	0	0	0	0.06823	0.119108	0.187337	0	0	0	0	0
Statewide Totals	2048	UBUS	Aggregate	Aggregate	Natural Ga	269.6232	19712.98499	19712.98	0	1078.493	0	0.003199	0	0	0.003199	0.000235	0	0	0.000235	6.52E-05	0.000692	0.000992	0.000246	0	0	0.000246	0.000261	0.001977	0.002484	13.22121	0	0	13.22121	5.89E-05
Statewide Totals	2049	HHDT	Aggregate	Aggregate	Gasoline	30.09666	3653.204687	3653.205	0	602.174	0	0.009378	0	0.001096	0.010475	4.71E-06	0	3.12E-07	5.02E-06	2.01E-05	0.000129	0.000155	5.12E-06	0	3.4E-07	5.46E-06	8.05E-05	0.00037	0.000456	6.827646	0	0.0282	6.855846	0.000327
Statewide Totals	2049	HHDT	Aggregate	Aggregate	Diesel	449284.9	69230432.59	69230433	0	7953883	0	94.27581	35.5318	21.62405	151.4317	1.965441	0.014466	0	1.979907	0.682186	2.209457	4.871549	2.054309	0.01512	0	2.06943	2.728742	6.312734	11.11091	96207.29	6681.832	0	102889.1	0.038466
Statewide Totals	2049	HHDT	Aggregate	Aggregate	Electricity	125446.5	12090648.14	0	12090648	1596042	22052136	0	0	0	0	0	0	0	0	0.114843	0.203431	0.318271	0	0	0	0	0.459358	0.581232	1.04059	0	0	0	0	0
Statewide Totals	2049	HHDT	Aggregate	Aggregate	Natural Ga	19539.18	1227039.601	1227040	0	154721	0	0.252785	0.187506	0	0.440292	0.001925	0.000675	0	0.0026	0.012173	0.067793	0.082566	0.002093	0.000734	0	0.002827	0.048693	0.193694	0.245214	1487.324	196.864	0	1684.188	0.97424
Statewide Totals	2049	LDA	Aggregate	Aggregate	Gasoline	12919645	499985494.8	5E+08	0	60110740	0	10.67043	0	10.43808	21.10851	0.260303	0	0.048047	0.30835	1.10228	1.476515	2.887145	0.283103	0	0.052256	0.335359	4.40912	4.218615	8.963094	125619.5	0	3530.049	129149.6	0.5698
Statewide Totals	2049	LDA	Aggregate	Aggregate	Diesel	8340.151	293325.8852	293325.9	0	37269.89	0	0.004048	0	0	0.004048	0.000306	0	0	0.000306	0.000647	0.000868	0.001821	0.00032	0	0	0.00032	0.002587	0.002479	0.005386	59.4737	0	0	59.4737	7.55E-05
Statewide Totals	2049	LDA	Aggregate	Aggregate	Electricity	1791984	70851899.91	0	70851900	8401165	27354681	0	0	0	0	0	0	0	0	0.156202	0.120081	0.276283	0	0	0	0	0.624807	0.343088	0.967895	0	0	0	0	0
Statewide Totals	2049	LDA	Aggregate	Aggregate	Plug-in Hyb	608402	23780699.99	9689184	14091516	2515742	4256058	0.070865	0	0.314877	0.385742	0.005059	0	0.002104	0.007163	0.052427	0.037046	0.096636	0.005502	0	0.002289	0.007791	0.20971	0.105845	0.323346	3064.637	0	153.4786	3218.116	0.009897
Statewide Totals	2049	LDT1	Aggregate	Aggregate	Gasoline	975176.5	34745438.16	34745438	0	4401691	0	0.798442	0	0.837	1.635442	0.019637	0	0.003833	0.02347	0.076601	0.124495	0.224566	0.021357	0	0.004169	0.025526	0.306403	0.355701	0.687629	10099.44	0	301.0047	10400.44	0.042894
Statewide Totals	2049	LDT1	Aggregate	Aggregate	Diesel	11.16894	412.7579485	412.7579	0	51.46077	0	1.34E-05	0	0	1.34E-05	1.89E-06	0	0	1.89E-06	9.1E-07	1.47E-06	4.27E-06	1.97E-06	0	0	1.97E-06	3.64E-06	4.2E-06	9.81E-06	0.156454	0	0	0.156454	3.19E-07
Statewide Totals	2049	LDT1	Aggregate	Aggregate	Electricity	29884.15	1147405.803	0	1147406	139239.7	442993.3	0	0	0	0	0	0	0	0	0.00253	0.001947	0.004476	0	0	0	0	0.010118	0.005562	0.01568	0	0	0	0	0
Statewide Totals	2049	LDT1	Aggregate	Aggregate	Plug-in Hyb	22758.48	860019.0593	349955.4	510063.6	94106.31	154054.4	0.002565	0	0.011763	0.014328	0.000182	0	7.62E-05	0.000258	0.001896	0.001344	0.003499	0.000198	0	8.29E-05	0.000281	0.007584	0.003841	0.011706	111.0293	0	6.585903	117.6152	0.000358
Statewide Totals	2049	LDT2	Aggregate	Aggregate	Gasoline	7763910	288577623	2.89E+08	0	35788038	0	6.986967	0	7.849642	14.83661	0.154967	0	0.029383	0.18435	0.636205	1.018523	1.839079	0.168541	0	0.031957	0.200498	2.544821	2.910066	5.655384	86982.02	0	2576.537	89558.56	0.441045
Statewide Totals	2049	LDT2	Aggregate	Aggregate	Diesel	29766	1107047.082	1107047	0	137318	0	0.036224	0	0	0.036224	0.004996	0	0	0.004996	0.002441	0.003906	0.011342	0.005222	0	0	0.005222	0.009762	0.01116	0.026144	310.485	0	0	310.485	0.000844
Statewide Totals	2049	LDT2	Aggregate	Aggregate	Electricity	313518.3	8451951.606	0	8451952	1468283	3263151	0	0	0	0	0	0	0	0	0.018633	0.014335	0.032969	0	0	0	0	0.074533	0.040958	0.115491	0	0	0	0	0
Statewide Totals	2049	LDT2	Aggregate	Aggregate	Plug-in Hyb	213316.4	8016358.282	3265526	4750833	882063.4	1434893	0.023915	0	0.110378	0.134293	0.001707	0	0.000725	0.002432	0.017673	0.012517	0.032622	0.001857	0	0.000788	0.002645	0.070692	0.035762	0.1091	1034.602	0	64.84508	1099.448	0.003327
Statewide Totals	2049	LHDT1	Aggregate	Aggregate	Gasoline	307225.6	10853676.69	10853677	0	4577203	0	0.190703	0.008113	1.965

Region	Calendar Year	Vehicle Category	Model Year	Speed	Fuel	Population	Total VMT	CVMT	EVMT	Trips	Energy Consumption	NOx_RUNEX	NOx_IDLEX	NOx_STREX	NOx_TOTEX	PM2.5_RUNEX	PM2.5_IDLEX	PM2.5_STREX	PM2.5_TOTEX	PM2.5_PMTW	PM2.5_PMBW	PM2.5_TOTAL	PM10_RUNEX	PM10_IDLEX	PM10_STREX	PM10_TOTEX	PM10_PMTW	PM10_PMBW	PM10_TOTAL	CO2_RUNEX	CO2_IDLEX	CO2_STREX	CO2_TOTEX	CH4_RUNEX
Statewide Totals	2049	MH	Aggregate	Aggregate	Gasoline	45337.66	483702.7493	483702.7	0	4535.579	0	0.116195	0	0.001806	0.118001	0.000626	0	1.72E-06	0.000628	0.0016	0.008208	0.010436	0.000681	0	1.87E-06	0.000683	0.006398	0.023453	0.030534	987.5511	0	0.147372	987.6985	0.001513
Statewide Totals	2049	MH	Aggregate	Aggregate	Diesel	29613.08	276143.8267	276143.8	0	2961.308	0	0.653414	0	0	0.653414	0.005752	0	0	0.005752	0.001218	0.004666	0.011636	0.006012	0	0	0.006012	0.00487	0.013331	0.024214	319.1203	0	0	319.1203	0.00082
Statewide Totals	2049	MHDT	Aggregate	Aggregate	Gasoline	21473.13	1057013.277	1057013	0	429634.4	0	0.073723	0.001338	0.212808	0.287869	0.001375	0	0.000221	0.001596	0.003495	0.017929	0.023021	0.001496	0	0.000241	0.001736	0.013982	0.051225	0.066943	1699.992	10.93395	17.31443	1728.24	0.002921
Statewide Totals	2049	MHDT	Aggregate	Aggregate	Diesel	233352.1	10100592.17	10100592	0	2843959	0	2.980327	1.654743	3.529133	8.164202	0.038901	0.000634	0	0.039535	0.033402	0.171811	0.244748	0.04066	0.000663	0	0.041323	0.133608	0.490888	0.665818	10875.33	477.6185	0	11352.95	0.002882
Statewide Totals	2049	MHDT	Aggregate	Aggregate	Electricity	260254.2	11594574.05	0	11594574	3319565	12368463	0	0	0	0	0	0	0	0	0.038342	0.098879	0.137221	0	0	0	0	0.15337	0.28251	0.43588	0	0	0	0	0
Statewide Totals	2049	MHDT	Aggregate	Aggregate	Natural Ga	3629.907	147672.1337	147672.1	0	33781.39	0	0.00932	0.025083	0	0.034404	0.000213	9.17E-05	0	0.000304	0.000488	0.002526	0.003319	0.000231	9.98E-05	0	0.000331	0.001953	0.007217	0.009502	139.6633	21.47601	0	161.1393	0.109022
Statewide Totals	2049	OBUS	Aggregate	Aggregate	Gasoline	4949.542	166921.4158	166921.4	0	99030.44	0	0.045827	0.000263	0.037506	0.083596	0.000199	0	2.84E-05	0.000227	0.000552	0.002849	0.003628	0.000216	0	3.08E-05	0.000247	0.002208	0.00814	0.010595	272.3504	1.865163	2.866389	277.082	0.000342
Statewide Totals	2049	OBUS	Aggregate	Aggregate	Diesel	12365.33	798909.3451	798909.3	0	145465.4	0	0.651057	0.067754	0.145527	0.864338	0.009071	5.55E-05	0	0.009126	0.002642	0.019233	0.031001	0.009481	5.8E-05	0	0.009539	0.010568	0.05495	0.075057	1058.918	28.71379	0	1087.632	0.000511
Statewide Totals	2049	OBUS	Aggregate	Aggregate	Electricity	3551.377	216830.7855	0	216830.8	71055.96	234672.4	0	0	0	0	0	0	0	0	0.000717	0.00185	0.002567	0	0	0	0	0.002868	0.005286	0.008154	0	0	0	0	0
Statewide Totals	2049	OBUS	Aggregate	Aggregate	Natural Ga	1085.322	54838.75403	54838.75	0	9659.364	0	0.004975	0.001787	0	0.006763	7.42E-05	5.9E-06	0	8.01E-05	0.000181	0.000942	0.001203	8.07E-05	6.42E-06	0	8.71E-05	0.000725	0.00269	0.003503	49.3787	1.382029	0	50.76073	0.040628
Statewide Totals	2049	SBUS	Aggregate	Aggregate	Gasoline	2971.285	147360.949	147360.9	0	11885.14	0	0.016921	0.001849	0.006747	0.025518	0.00022	0	1.05E-05	0.000231	0.000325	0.002606	0.003162	0.00024	0	1.14E-05	0.000251	0.0013	0.007447	0.008997	121.1036	7.522132	0.636456	129.2621	0.000355
Statewide Totals	2049	SBUS	Aggregate	Aggregate	Diesel	9022.82	187496.7376	187496.7	0	130650.4	0	0.062825	0.054817	0.079834	0.197477	0.000612	2.29E-05	0	0.000635	0.00062	0.003278	0.004532	0.000639	2.4E-05	0	0.000663	0.00248	0.009364	0.012508	215.7821	18.10693	0	233.8891	6.5E-05
Statewide Totals	2049	SBUS	Aggregate	Aggregate	Electricity	13823.64	395500.8002	0	395500.8	175039.1	432527	0	0	0	0	0	0	0	0	0.001178	0.003484	0.004662	0	0	0	0	0.004711	0.009955	0.014666	0	0	0	0	0
Statewide Totals	2049	SBUS	Aggregate	Aggregate	Natural Ga	3394.381	70589.20099	70589.2	0	49150.64	0	0.015625	0.018639	0	0.034263	0.000306	6.83E-05	0	0.000375	0.000233	0.001263	0.001871	0.000333	7.43E-05	0	0.000408	0.000934	0.003608	0.004949	104.2979	16.10356	0	120.4014	0.229561
Statewide Totals	2049	UBUS	Aggregate	Aggregate	Gasoline	2046.671	193031.8001	193031.8	0	8186.683	0	0.003892	0	0.002616	0.006508	0.00023	0	1.21E-06	0.000231	0.000426	0.006777	0.007434	0.00025	0	1.31E-06	0.000252	0.001702	0.019363	0.021317	145.1405	0	0.311995	145.4525	0.000191
Statewide Totals	2049	UBUS	Aggregate	Aggregate	Diesel	67.64571	3681.023995	3681.024	0	270.5829	0	0.000853	0	0	0.000853	6.76E-05	0	0	6.76E-05	1.22E-05	0.000129	0.000209	7.06E-05	0	0	7.06E-05	4.87E-05	0.000369	0.000489	2.683154	0	0	2.683154	1.88E-05
Statewide Totals	2049	UBUS	Aggregate	Aggregate	Electricity	18128.57	2001384.278	0	2001384	72514.27	3886915	0	0	0	0	0	0	0	0	0.017386	0.042468	0.059855	0	0	0	0	0.069545	0.121338	0.190883	0	0	0	0	0
Statewide Totals	2049	UBUS	Aggregate	Aggregate	Natural Ga	275.0556	20135.50384	20135.5	0	1100.222	0	0.003271	0	0	0.003271	0.00024	0	0	0.00024	6.66E-05	0.000707	0.001014	0.000251	0	0	0.000251	0.000266	0.00202	0.002537	13.48089	0	0	13.48089	6E-05
Statewide Totals	2050	HHDT	Aggregate	Aggregate	Gasoline	29.48128	3609.663539	3609.664	0	589.8614	0	0.009421	0	0.001273	0.010694	4.65E-06	0	3.07E-07	4.96E-06	1.99E-05	0.000128	0.000153	5.06E-06	0	3.34E-07	5.39E-06	7.96E-05	0.000366	0.00045	6.731993	0	0.027575	6.759567	0.00031
Statewide Totals	2050	HHDT	Aggregate	Aggregate	Diesel	459625.8	71123345.85	71123346	0	8162888	0	96.71974	36.53532	22.14894	155.404	2.020825	0.014865	0	2.03569	0.700928	2.26986	5.006478	2.112197	0.015537	0	2.127735	2.803711	6.485314	11.41676	98727.43	6867.39	0	105594.8	0.039456
Statewide Totals	2050	HHDT	Aggregate	Aggregate	Electricity	130350.5	12478650.06	0	12478650	1656528	22759984	0	0	0	0	0	0	0	0	0.118504	0.209841	0.328345	0	0	0	0	0.474016	0.599547	1.073563	0	0	0	0	0
Statewide Totals	2050	HHDT	Aggregate	Aggregate	Natural Ga	19502.11	1228095.025	1228095	0	155633.1	0	0.238622	0.189281	0	0.427902	0.001911	0.000685	0	0.002596	0.012184	0.067476	0.082256	0.002078	0.000745	0	0.002824	0.048735	0.192788	0.244347	1485.68	197.7288	0	1683.409	0.963045
Statewide Totals	2050	LDA	Aggregate	Aggregate	Gasoline	12955079	500531731.4	5.01E+08	0	60280110	0	10.67771	0	10.45926	21.13696	0.259381	0	0.047883	0.307264	1.103484	1.477908	2.888657	0.2821	0	0.052077	0.334178	4.413937	4.222595	8.97071	125691.6	0	3535.855	129227.4	0.569683
Statewide Totals	2050	LDA	Aggregate	Aggregate	Diesel	8270.795	292362.5082	292362.5	0	37049.55	0	0.003408	0	0	0.003408	0.000281	0	0	0.000281	0.000645	0.000865	0.00179	0.000294	0	0	0.000294	0.002578	0.00247	0.005342	59.16117	0	0	59.16117	7.32E-05
Statewide Totals	2050	LDA	Aggregate	Aggregate	Electricity	1802523	71014337.9	0	71014338	8444493	27417396	0	0	0	0	0	0	0	0	0.15656	0.120359	0.276919	0	0	0	0	0.626239	0.343883	0.970122	0	0	0	0	0
Statewide Totals	2050	LDA	Aggregate	Aggregate	Plug-in Hyb	610876.9	23809130.04	9697502	14111628	2525976	4262132	0.07092	0	0.316162	0.387082	0.005037	0	0.002096	0.007133	0.05249	0.03709	0.096713	0.005478	0	0.00228	0.007758	0.209961	0.105971	0.32369	3067.059	0	154.0211	3221.08	0.009901
Statewide Totals	2050	LDT1	Aggregate	Aggregate	Gasoline	976830.1	34749369.35	34749369	0	4409241	0	0.797019	0	0.836415	1.633435	0.019402	0	0.003785	0.023186	0.076609	0.12448	0.224275	0.021101	0	0.004116	0.025217	0.306437	0.355656	0.687311	10083.36	0	300.7683	10384.13	0.042735
Statewide Totals	2050	LDT1	Aggregate	Aggregate	Diesel	11.27726	414.6495567	414.6496	0	51.87281	0	1.34E-05	0	0	1.34E-05	1.9E-06	0	0	1.9E-06	9.14E-07	1.48E-06	4.29E-06	1.98E-06	0	0	1.98E-06	3.66E-06	4.22E-06	9.86E-06	0.157095	0	0	0.157095	3.2E-07
Statewide Totals	2050	LDT1	Aggregate	Aggregate	Electricity	30411.55	1157486.365	0	1157486	141339.9	446885.3	0	0	0	0	0	0	0	0	0.002552	0.001964	0.004516	0	0	0	0	0.010207	0.005612	0.015819	0	0	0	0	0
Statewide Totals	2050	LDT1	Aggregate	Aggregate	Plug-in Hyb	23138.67	868038.1304	353180.2	514858	95678.38	155502.5	0.002588	0	0.01196	0.014548	0.000183	0	7.72E-05	0.00026	0.001914	0.001357	0.003531	0.000199	0	8.4E-05	0.000283	0.007655	0.003877	0.011815	112.0435	0	6.694804	118.7383	0.000361
Statewide Totals	2050	LDT2	Aggregate	Aggregate	Gasoline	7787616	288887957.9	2.89E+08	0	35896549	0	6.990119	0	7.878714	14.86883	0.154117	0	0.029239	0.183356	0.636889	1.01951	1.839756	0.167617	0	0.0318	0.199416	2.547557	2.912887	5.65986	86975.28	0	2579.893	89555.18	0.441098
Statewide Totals	2050	LDT2	Aggregate	Aggregate	Diesel	29899.7	1108867.522	1108868	0	137853.6	0	0.036031	0	0	0.036031	0.004999	0	0	0.004999	0.002445	0.003913	0.011356	0.005225	0	0	0.005225	0.009779	0.011179	0.026183	310.7175	0	0	310.7175	0.000845
Statewide Totals	2050	LDT2	Aggregate	Aggregate	Electricity	316975.9	8493583.383	0	8493583	1482110	3279224	0	0	0	0	0	0	0	0	0.018725	0.014407	0.033132	0	0	0	0	0.074901	0.041162	0.116063	0	0	0	0	0
Statewide Totals	2050	LDT2	Aggregate	Aggregate	Plug-in Hyb	215228.8	8050473.278	3278620	4771853	889971.1	1441242	0.024009	0	0.11137	0.13538	0.001708	0	0.000728	0.002435	0.017748	0.01257	0.032754	0.001857	0	0.000791	0.002649	0.070993	0.035915	0.109557	1038.663	0	65.40373	1104.067	0.003338
Statewide Totals	2050	LHDT1	Aggregate	Aggregate	Gasoline	301498.7	10691036.99	10691037	0	4491882	0	0.178571	0.007897	1.893425	2.079892	0.012742	0	0.00044	0.013182	0.02357	0.321726	0.358478	0.013858	0	0.000478	0.014336	0.094279	0.919218	1.027833	7332.783	35.41433	115.8835	7484.081	0.00961
Statewide Totals	2050	LHDT1	Aggregate	Aggregate	Diesel	216951.8	7413722.086	7413722	0	2728981	0	1.532698	0.215433	0	1.748131	0.112082	0.006314	0	0.118396	0.024517	0.223102	0.366014	0.11715	0.006599	0	0.123749	0.098067	0.637434	0.85925	4321.921	27.39292	0	4349.314	0.02375
Statewide Totals	2050	LHDT1	Aggregate	Aggregate	Electricity	428139.8	17604208.39	0	17604208	5981876	10695066	0	0	0	0	0	0	0	0	0.038811	0.264883	0.303693	0	0	0	0	0.155243	0.756807	0.91205	0	0	0	0	0
Statewide Totals	2050	LHDT2	Aggregate	Aggregate	Gasoline	38433.52	1311919.259	1311919	0	572602.2	0	0.028316	0.000854	0.200724	0.229893	0.00156	0	5.64E-05	0.001616	0.002892	0.04606	0.050568	0.001696	0	6.14E-05	0.001758	0.011569	0.131599	0.144926	998.996	5.191734	14.52398	1018.712	0.001044
Statewide Totals	2050	LHDT2	Aggregate	Aggregate	Diesel	109198.4	3527295.355	3527295	0	1373579	0	1.072576	0.121622	0	1.194199	0.068903	0.003171	0	0.072074	0.011665	0.123838	0.207577	0.072019	0.003314	0	0.075333	0.046658	0.353824	0.475815	2410.116	22.5991	0	2432.715	0.014197
Statewide Totals	2050	LHDT2	Aggregate	Aggregate	Electricity	111287.8	4415718.651	0	4415719	1472330	2653015	0	0	0	0	0	0	0	0	0.009735	0.077515	0.08725	0	0	0	0	0.03894	0.221471	0.260411	0	0	0	0	0
Statewide Totals	2050	MCY	Aggregate	Aggregate	Gasoline	751899	4102973.011	4102973	0	1503798	0	2.086306	0	0.091344	2.17765	0.009781	0	0.005531	0.015312	0.004523	0.018996	0.03883	0.010492	0	0.005933	0.016425	0.018091	0.054273	0.08879	851.978	0	57.18049	909.1585	0.622159
Statewide Totals	2050	MDV	Aggregate	Aggregate	Gasoline	4525945	162516082.6	1.63E+08	0	20712181	0	4.074203	0	4.774055	8.848258	0.086995	0	0.016984	0.103979	0.358287	0.581555	1.043822	0.094615	0	0.018472	0.113087	1.433147	1.661587	3.207821	59236.34	0	1810.972	61047.31	0.255014
Statewide Totals	2050	MDV	Aggregate	Aggregate	Diesel	50618.16	1772512.003	1772512	0	228926.1	0	0.021176	0	0	0.021176	0.001779	0	0	0.001779	0.003908	0.006356	0.012043	0.001859	0	0	0.001859	0.015631	0.01816	0.03565	646.54	0	0	646.54	0.000477
Statewide Totals	2050	MDV	Aggregate	Aggregate	Electricity	291460.9	7705208.465	0	7705208	1356175	2974846	0	0	0	0	0	0	0	0	0.016987	0.013085	0.030072	0	0	0	0	0.067948	0.037387	0.105335	0	0	0	0	0
Statewide Totals	2050	MDV	Aggregate	Aggregate	Plug-in Hyb	137244.3	4972064.436	2025329	2946735	567505.3	890001.9	0.014821	0	0.071004	0.085824	0.001062	0	0.00047	0.001531	0.010962	0.007768	0.020261	0.001155	0	0.000511	0.001665	0.043846	0.022195	0.067706	641.2821	0	50.75101	692.0331	0.002053
Statewide Totals	2050	MH	Aggregate	Aggregate	Gasoline	45271.34	482893.1737	482893.2	0	4528.945	0	0.111257	0	0.001672	0.112929	0.000627	0	1.73E-06	0.000629	0.001597	0.008195	0.010421	0.000682	0	1.88E-06	0.000684	0.006388	0.023414	0.030485	985.9321	0	0.145667	986.0778	0.001325
Statewide Totals	2050	MH	Aggregate	Aggregate	Diesel	29447.47	275006.9349	275006.9	0	2944.747	0	0.644717	0	0	0.644717	0.005139	0	0	0.005139	0.001213	0.004647	0.010998	0.005371	0	0	0.005371	0.00485	0.013276	0.023498	317.8446	0	0	317.8446	0.000809
Statewide Totals	2050	MHDT	Aggregate	Aggregate	Gasoline	20973.6	1040535.219	1040535	0	419639.7	0	0.071766	0.001294	0.224099	0.297159	0.001356	0	0.000217	0.001573	0.003441	0.01765	0.022664	0.001475	0	0.000236	0.001711	0.013764	0.050428	0.065903	1670.705	10.63879	16.76053	1698.104	0.002793
Statewide Totals	2050	MHDT	Aggregate	Aggregate	Diesel	234387.9	10207488.26	10207488	0	2860504	0	2.952692	1.649791	3.523677	8.12616	0.039071	0.000634	0	0.039705	0.033755	0.173605	0.247066	0.040838	0.000662	0	0.0415	0.135022	0.496015	0.672537	10963.93	477.5331	0	11441.46	0.002883
Statewide Totals	2050	MHDT	Aggregate	Aggregate	Electricity	270697.6	11977372.61	0	11977373	3451350	12774993	0	0	0	0	0	0	0	0	0.039608	0.102144	0.141752	0	0	0	0	0.158434	0.29184	0.450273	0	0	0	0	0
Statewide Totals	2050	MHDT	Aggregate	Aggregate	Natural Ga	3612.452	147639.6676	147639.7	0	33773.53	0	0.009197	0.024892	0	0.034089	0.000213	9.14E-05	0	0.000305	0.000488	0.002525	0.003318	0.000232	9.94E-05	0	0.000331	0.001953	0.007215	0.009499	139.4637	21.32034	0	160.7841	0.109026
Statewide Totals	2050	OBUS	Aggregate	Aggregate	Gasoline	4753.667	163536.8819	163536.9	0	95111.37	0	0.045081	0.000249	0.034059	0.079389	0.000197	0	2.82E-05	0.000225	0.000541	0.002791	0.003557	0.000214	0	3.06E-05	0.000244	0.002163	0.007975	0.010383	265.9194	1.779729	2.720527	270.4197	0.000285
Statewide Totals	2050	OBUS	Aggregate	Aggregate	Diesel	12384.87	801044.387	801044.4	0	145898.6	0	0.635318	0.067034	0.143437	0.84579	0.008861	5.5E-05	0	0.008916	0.002649	0.019304	0.030869	0.009262	5.75E-05	0	0.009319	0.010596	0.055155	0.07507	1060.844	28.82814	0	1089.672	0.00048
Statewide Totals	2050	OBUS	Aggregate	Aggregate	Electricity	3635.95	219208.1747	0	219208.2	72748.08	237256	0	0	0	0	0	0	0	0	0.000725	0.00187	0.002595	0	0	0	0	0.0029	0.005344	0.008243	0	0	0	0	0
Statewide Totals	2050	OBUS	Aggregate	Aggregate	Natural Ga	1090.032	55137.86131	55137.86	0	9701.283	0	0.004891	0.001793	0	0.006685	7.52E-05	5.97E-06	0	8.12E-05	0.000182	0.000947	0.00121	8.18E-05	6.49E-06	0	8.83E-05	0.000729	0.002705	0.003523	49.54079	1.386918	0	50.9277	0.040945
Statewide Totals	2050	SBUS	Aggregate	Aggregate	Gasoline	2664.229	131130.3833	131130.4	0	10656.92	0	0.012678	0.001506	0.004926	0.019109	0.000197	0	9.44E-06	0.000207	0.000289	0.002319	0.002815	0.000214	0	1.03E-05	0.000225	0.001156	0.006627	0.008008	106.3975	6.668733	0.560929	113.6272	0.000306
Statewide Totals	2050	SBUS	Aggregate	Aggregate	Diesel	8596.971	179518.3677	179518.4	0	124484.1	0	0.05828	0.049368	0.072657	0.180305	0.000578	2.18E-05	0	0.0006	0.000594	0.003138	0.004331	0.000604	2.28E-05	0	0.000627	0.002375	0.008966	0.011967	205.535	17.14219	0	222.6772	6.15E-05
Statewide Totals	2050	SBUS	Aggregate	Aggregate	Electricity	14508.77	412455.8475	0	412455.8	183698.1	451074.7	0	0	0	0	0	0	0	0	0.001227	0.003634	0.004861	0	0	0	0	0.00491	0.010382	0.015292	0	0	0	0	0
Statewide Totals	2050	SBUS	Aggregate	Aggregate	Natural Ga	3218.339	67334.47782	67334.48	0	46601.55	0	0.013866	0.017639	0	0.031505	0.000292	6.56E-05	0	0.000358	0.000223	0.001205	0.001785	0.000318	7.13E-05	0	0.000389	0.000891	0.003442	0.004722	98.96119	15.26427	0	114.2255	0.216622
Statewide Totals	2050	UBUS	Aggregate	Aggregate	Gasoline	2077.487	196478.228	196478.2	0	8309.949	0	0.00393	0	0.00263	0.00656	0.000234	0	1.23E-06	0.000235	0.000433	0.006898	0.007567	0.000255	0	1.33E-06	0.000256	0.001733	0.019709	0.021697	147.4184	0	0.316135	147.7345	0.000193
Statewide Totals	2050	UBUS	Aggregate	Aggregate	Diesel	67.68085	3683.258291	3683.258	0	270.7234	0	0.000878	0	0	0.000878	7.16E-05	0	0	7.16E-05	1.22E-05	0.000129	0.000213	7.49E-05	0	0	7.49E-05	4.87E-05	0.000369	0.000493	2.684784	0	0	2.684784	1.91E-05
Statewide Totals	2050	UBUS	Aggregate	Aggregate	Electricity	18441.39	2038168.128	0	2038168	73765.57	3961687	0	0	0	0	0	0	0	0	0.017715	0.043249	0.060964	0	0	0	0	0.070859	0.123568	0.194428	0	0	0	0	0
Statewide Totals	2050	UBUS	Aggregate	Aggregate	Natural Ga	280.4868	20557.96795	20557.97	0	1121.947	0	0.003139	0	0	0.003139	0.000218	0	0	0.000218	6.8E-05	0.000722	0.001007	0.000228	0	0	0.000228	0.000272	0.002062	0.002562	13.74052	0	0	13.74052	5.96E-05

CH4_IDLEX	CH4_STREX	CH4_TOTEX	N2O_RUNEX	N2O_IDLEX	N2O_STREX	N2O_TOTEX	ROG_RUNEX	ROG_IDLEX	ROG_STREX	ROG_TOTEX	ROG_DIURN	ROG_HOTSOAK	ROG_RUNLOSS	ROG_TOTAL	TOG_RUNEX	TOG_IDLEX	TOG_STREX	TOG_TOTEX	TOG_DIURN	TOG_HOTSOAK	TOG_RUNLOSS	TOG_TOTAL	CO_RUNEX	CO_IDLEX	CO_STREX	CO_TOTEX	SOx_RUNEX	SOx_IDLEX	SOx_STREX	SOx_TOTEX	NH3_RUNEX	Fuel Consumption
0	0	0.326952	0.228418	0	0.00352	0.231937	2.673531	0	0	2.673531	0.119118	0.072875	0.224297	3.08982	3.079599	0	0	3.079599	0.119118	0.073188	0.225263	3.497168	82.69839	0	0.592826	83.29122	0.019102	0	0.000313	0.019415	0.018779	145.4735
0.263034	0	2.313343	10.60602	0.399196	0	11.00521	44.1426	5.663053	0	49.80565	0	0	0	49.80565	50.25299	6.446954	0	56.69994	0	0	0	56.69994	149.4709	19.9756	0	169.4465	5.826957	0.219754	0	6.046711	1.035157	6239.853
0.000506	0	0.019327	0.001475	3.84E-05	0	0.001513	0.003341	8.98E-05	0	0.003431	0	0	0	0.003431	0.022708	0.00061	0	0.023318	0	0	0	0.023318	0.001512	0.001949	0	0.003461	0	0	0	0	0.001445	0.857855
0	20.28621	43.08399	23.46194	0	4.925848	28.38779	135.2727	0	123.3392	258.612	62.14328	28.79688	116.0861	465.6383	161.5313	0	131.8651	293.3964	62.1433	28.92092	116.5862	501.0468	3179.268	0	1215.163	4394.431	2.599389	0	0.109233	2.708623	31.9556	20516.23
0	0	0.049563	0.166342	0	0	0.166342	1.067067	0	0	1.067067	0	0	0	1.067067	1.214784	0	0	1.214784	0	0	0	1.214784	5.35774	0	0	5.35774	0.090574	0	0	0.090574	0.009042	94.31463
0	0	0	0	0	0	0	0	0	0	0	0	0	0	0	0	0	0	0	0	0	0	0	0	0	0	0	0	0	0	0	0	0
0	3.844121	9.895841	5.58234	0	0.908232	6.490571	41.00336	0	24.50248	65.50584	14.86443	7.57756	22.65411	110.6019	47.30852	0	26.23092	73.53944	14.86443	7.610199	22.75169	118.7658	985.6353	0	277.0958	1262.731	0.498111	0	0.023087	0.521197	5.133999	3922.369
0	0	0.003277	0.015241	0	0	0.015241	0.07056	0	0	0.07056	0	0	0	0.07056	0.080327	0	0	0.080327	0	0	0	0.080327	0.410293	0	0	0.410293	0.008384	0	0	0.008384	0.000698	8.641675
0	0	0	0	0	0	0	0	0	0	0	0	0	0	0	0	0	0	0	0	0	0	0	0	0	0	0	0	0	0	0	0	0
0	6.456664	13.57464	9.889914	0	2.173425	12.06334	42.96178	0	39.27885	82.24063	14.83572	6.55495	28.98992	132.6212	51.201	0	41.97946	93.18046	14.83572	6.583184	29.11478	143.7141	1081.015	0	395.2402	1476.256	1.053879	0	0.040239	1.094119	9.238568	8279.711
0	0	0.000245	0.001233	0	0	0.001233	0.005269	0	0	0.005269	0	0	0	0.005269	0.005998	0	0	0.005998	0	0	0	0.005998	0.027513	0	0	0.027513	0.000674	0	0	0.000674	4.84E-05	0.698871
0.051872	0.363626	2.384396	1.482952	0.001275	0.167897	1.652124	12.70002	0.259031	2.345661	15.30471	2.133827	0.896271	5.757739	24.09255	15.50712	0.318469	2.510698	18.33629	2.133827	0.900131	5.782539	27.15278	260.3555	1.759018	37.77544	299.8899	0.273436	0.000866	0.002923	0.277225	0.853261	2082.765
0.000879	0	0.067575	0.667133	0.003881	0	0.671014	1.435927	0.018929	0	1.454857	0	0	0	1.454857	1.634708	0.02155	0	1.656257	0	0	0	1.656257	6.358903	0.156896	0	6.515798	0.369501	0.002146	0	0.371647	0.198441	380.4586
0.007201	0.058329	0.361197	0.20602	0.000171	0.023389	0.22958	1.961501	0.036555	0.392092	2.390148	0.322182	0.13992	0.834511	3.686761	2.370932	0.044847	0.420394	2.836173	0.322183	0.140523	0.838105	4.136984	40.60172	0.247754	5.267893	46.11736	0.0419	0.000141	0.000474	0.042515	0.11399	320.2065
0.000258	0	0.019151	0.207067	0.001671	0	0.208738	0.406746	0.005565	0	0.412311	0	0	0	0.412311	0.463054	0.006335	0	0.469389	0	0	0	0.469389	1.87493	0.046122	0	1.921051	0.113802	0.000916	0	0.114718	0.056423	118.3525
0	0.264159	1.143641	0.140233	0	0.012105	0.152338	7.076944	0	2.168265	9.24521	2.022944	2.498028	2.601203	16.36738	7.752456	0	2.343866	10.09632	2.022945	2.508787	2.612407	17.24046	76.96371	0	6.647252	83.61097	0.006086	0	0.000789	0.006875	0.011226	51.56949
0	3.468905	7.826211	5.20279	0	0.926766	6.129556	28.41563	0	21.54633	49.96196	6.979356	2.865661	12.7726	72.57957	33.40664	0	23.03764	56.44428	6.979359	2.878005	12.82761	79.12926	789.5817	0	204.0254	993.607	0.566063	0	0.021461	0.587524	4.530658	4435.914
0	0	0.004672	0.025871	0	0	0.025871	0.100594	0	0	0.100594	0	0	0	0.100594	0.11452	0	0	0.11452	0	0	0	0.11452	0.52421	0	0	0.52421	0.014268	0	0	0.014268	0.000911	14.66853
0	0.003491	0.44388	0.301735	0	0.000519	0.302254	3.138722	0	0.026367	3.165089	2.707436	1.341196	0.020501	7.234222	3.621207	0	0.028406	3.649613	2.707437	1.346973	0.020589	7.724613	106.5835	0	0.179435	106.763	0.062507	0	2.31E-05	0.06253	0.078711	469.1749
0	0	0.001527	0.023843	0	0	0.023843	0.032871	0	0	0.032871	0	0	0	0.032871	0.037422	0	0	0.037422	0	0	0	0.037422	0.119368	0	0	0.119368	0.0131	0	0	0.0131	0.003869	13.51891
0.015819	0.289932	1.169324	0.580248	0.00042	0.039732	0.620399	6.332185	0.101693	2.435237	8.869115	1.046162	0.549816	2.268217	12.73331	7.44965	0.119939	2.6269	10.19649	1.046162	0.552185	2.277986	14.07282	158.7051	1.268373	12.00687	171.9804	0.102745	0.000737	0.002414	0.105896	0.140161	796.2937
0.031255	0	0.410676	2.072885	0.064383	0	2.137268	8.168833	0.672906	0	8.841738	0	0	0	8.841738	9.299594	0.766052	0	10.06565	0	0	0	10.06565	20.91354	3.654737	0	24.56828	1.129506	0.035061	0	1.164567	0.297701	1211.811
0.001352	0.018108	0.082738	0.073233	2.93E-05	0.004044	0.077307	0.431357	0.007642	0.140372	0.579371	0.070931	0.034424	0.102461	0.787186	0.514825	0.009222	0.151163	0.67521	0.070931	0.034573	0.102902	0.883615	10.56975	0.050982	1.096484	11.71722	0.012684	5.16E-05	0.000151	0.012886	0.020015	97.01902
0.003814	0	0.046154	0.160882	0.005507	0	0.166389	0.91158	0.082112	0	0.993692	0	0	0	0.993692	1.037765	0.093478	0	1.131243	0	0	0	1.131243	2.505578	0.288777	0	2.794355	0.087972	0.003	0	0.090971	0.019407	94.341
0.008833	0.004058	0.07656	0.030742	0.000307	0.000404	0.031453	0.477963	0.055025	0.031678	0.564666	0.06259	0.03458	0.050426	0.712261	0.551258	0.064698	0.034097	0.650053	0.06259	0.034729	0.050643	0.798014	12.15782	0.361233	0.349479	12.86853	0.003346	0.000187	2.52E-05	0.003558	0.00661	26.46185
0.003238	0	0.027121	0.101322	0.005781	0	0.107103	0.514192	0.069719	0	0.583911	0	0	0	0.583911	0.585368	0.07937	0	0.664738	0	0	0	0.664738	1.247573	0.358048	0	1.605621	0.055622	0.003157	0	0.058779	0.013811	60.72645
0	0.000381	0.003591	0.00435	0	0.00013	0.00448	0.018151	0	0.002294	0.020446	0.00132	0.000407	0.002519	0.024692	0.022406	0	0.00245	0.024856	0.00132	0.000409	0.00253	0.029116	0.347826	0	0.051379	0.399206	0.001012	0	3.98E-06	0.001016	0.001954	7.56828
0	0	0.00782	0.284465	0	0	0.284465	0.168365	0	0	0.168365	0	0	0	0.168365	0.191671	0	0	0.191671	0	0	0	0.191671	1.15401	0	0	1.15401	0.153859	0	0	0.153859	0.026036	161.2888
0	0	0	0	0	0	0	0	0	0	0	0	0	0	0	0	0	0	0	0	0	0	0	0	0	0	0	0	0	0	0	0	0
0	0	1.513825	0.080979	0	0	0.080979	0.269007	0	0	0.269007	0	0	0	0.269007	1.826857	0	0	1.826857	0	0	0	1.826857	5.215392	0	0	5.215392	0	0	0	0	0.212962	45.91428
0	0	0.274566	0.188622	0	0.002681	0.191303	2.235079	0	0	2.235079	0.105175	0.066543	0.202609	2.609406	2.579958	0	0	2.579958	0.105175	0.066829	0.203481	2.955444	68.39087	0	0.484759	68.87562	0.016413	0	0.000284	0.016697	0.016393	125.1979
0.239389	0	2.213365	10.54057	0.383914	0	10.92449	42.49916	5.15398	0	47.65314	0	0	0	47.65314	48.38206	5.867414	0	54.24947	0	0	0	54.24947	136.7404	18.76106	0	155.5014	5.791032	0.211297	0	6.002329	1.033353	6194.081
0.000985	0	0.040862	0.002881	7.48E-05	0	0.002956	0.007079	0.000175	0	0.007254	0	0	0	0.007254	0.048113	0.001188	0	0.049301	0	0	0	0.049301	0.003121	0.003796	0	0.006917	0	0	0	0	0.00276	1.675762
0	20.00508	40.3287	21.50525	0	4.932068	26.43732	119.8306	0	121.0079	240.8385	60.3194	27.74655	107.2674	436.1719	143.6112	0	129.365	272.9761	60.31942	27.86606	107.7295	468.8911	2976.842	0	1182.452	4159.294	2.565731	0	0.109352	2.675083	30.84979	20262
0	0	0.041824	0.143994	0	0	0.143994	0.900439	0	0	0.900439	0	0	0	0.900439	1.025089	0	0	1.025089	0	0	0	1.025089	4.625919	0	0	4.625919	0.078413	0	0	0.078413	0.007892	81.64329
0	0	0	0	0	0	0	0	0	0	0	0	0	0	0	0	0	0	0	0	0	0	0	0	0	0	0	0	0	0	0	0	0
0	3.64912	8.886484	4.88807	0	0.868382	5.756452	35.31962	0	23.12122	58.44084	13.89172	7.032515	20.65469	100.0198	40.84739	0	24.74869	65.59608	13.89172	7.062806	20.74365	107.2943	865.5581	0	258.2149	1123.773	0.471694	0	0.022146	0.49384	4.790825	3717.966
0	0	0.002774	0.013109	0	0	0.013109	0.059717	0	0	0.059717	0	0	0	0.059717	0.067984	0	0	0.067984	0	0	0	0.067984	0.348363	0	0	0.348363	0.007211	0	0	0.007211	0.000597	7.432918
0	0	0	0	0	0	0	0	0	0	0	0	0	0	0	0	0	0	0	0	0	0	0	0	0	0	0	0	0	0	0	0	0
0	6.632121	13.16787	9.377724	0	2.286609	11.66433	39.05091	0	40.05523	79.10614	14.76046	6.416538	27.36403	127.6472	46.7502	0	42.80543	89.55563	14.76046	6.444175	27.4819	138.2422	1046.003	0	398.3458	1444.349	1.085822	0	0.042098	1.12792	9.272272	8536.151
0	0	0.000213	0.001137	0	0	0.001137	0.00459	0	0	0.00459	0	0	0	0.00459	0.005226	0	0	0.005226	0	0	0	0.005226	0.025064	0	0	0.025064	0.000621	0	0	0.000621	4.56E-05	0.644841
0.057392	0.387293	2.28138	1.407142	0.001418	0.194157	1.602717	11.79154	0.28143	2.456114	14.52908	2.249392	0.919121	5.787839	23.48543	14.45774	0.347503	2.628225	17.43347	2.249392	0.92308	5.812769	26.41871	238.3752	1.914385	39.10958	279.3991	0.284557	0.000936	0.003086	0.288578	0.898358	2168.119
0.001001	0	0.075103	0.750204	0.004418	0	0.754622	1.595369	0.021551	0	1.61692	0	0	0	1.61692	1.816222	0.024534	0	1.840756	0	0	0	1.840756	6.98923	0.178624	0	7.167854	0.41556	0.002443	0	0.418003	0.223116	427.8634
0.007618	0.05958	0.330912	0.186914	0.000183	0.026026	0.213123	1.745568	0.037991	0.394999	2.178558	0.32664	0.139997	0.805675	3.45087	2.115305	0.046795	0.423452	2.585551	0.32664	0.1406	0.809146	3.861936	35.69129	0.257845	5.192155	41.14129	0.041501	0.000145	0.000481	0.042128	0.114196	317.3397
0.000279	0	0.020123	0.216794	0.001826	0	0.21862	0.427248	0.005999	0	0.433247	0	0	0	0.433247	0.486394	0.006829	0	0.493223	0	0	0	0.493223	1.947875	0.049721	0	1.997596	0.119243	0.001001	0	0.120245	0.058978	123.9554
0	0.314353	1.491274	0.193213	0	0.014683	0.207896	9.34696	0	2.562029	11.90899	2.487843	3.057293	3.163104	20.61723	10.28153	0	2.768701	13.05024	2.487844	3.070462	3.176729	21.78527	101.9971	0	8.324011	110.3211	0.008328	0	0.000962	0.00929	0.016138	69.66606
0	4.034009	8.259984	5.178375	0	1.172366	6.350741	27.12149	0	24.66453	51.78601	7.40096	2.990076	12.72559	74.90264	32.04678	0	26.36613	58.41291	7.400963	3.002955	12.7804	81.59722	777.646	0	219.624	997.2699	0.652753	0	0.02476	0.677513	4.99255	5116.57
0	0	0.003974	0.022255	0	0	0.022255	0.085557	0	0	0.085557	0	0	0	0.085557	0.097401	0	0	0.097401	0	0	0	0.097401	0.45079	0	0	0.45079	0.012267	0	0	0.012267	0.000786	12.61843
0	0.003243	0.387807	0.264443	0	0.00053	0.264973	2.730601	0	0.024314	2.754915	2.558004	1.253241	0.019311	6.585472	3.157417	0	0.026193	3.18361	2.558005	1.258639	0.019394	7.019648	91.71842	0	0.169002	91.88742	0.058366	0	2.18E-05	0.058388	0.075694	437.9176
0	0	0.001619	0.027026	0	0	0.027026	0.034853	0	0	0.034853	0	0	0	0.034853	0.039678	0	0	0.039678	0	0	0	0.039678	0.126697	0	0	0.126697	0.014847	0	0	0.014847	0.004398	15.32373
0.01529	0.270621	1.014801	0.521446	0.000394	0.038502	0.560343	5.284499	0.097373	2.268968	7.650839	0.953273	0.504034	2.087534	11.19568	6.243149	0.115427	2.446989	8.805564	0.953273	0.506205	2.096526	12.36157	131.4246	1.218117	11.88136	144.5241	0.094853	0.000704	0.002261	0.097818	0.134107	735.9756
0.031193	0	0.393324	2.062251	0.07088	0	2.133131	7.796582	0.671574	0	8.468156	0	0	0	8.468156	8.875815	0.764536	0	9.640351	0	0	0	9.640351	20.00699	3.76853	0	23.77552	1.123701	0.038615	0	1.162316	0.29719	1209.465
0.001513	0.018368	0.07758	0.073568	3.19E-05	0.004292	0.077891	0.382699	0.008356	0.139312	0.530367	0.067063	0.032532	0.096803	0.726765	0.459493	0.010154	0.149924	0.619571	0.067063	0.032672	0.09722	0.816527	10.43168	0.055903	1.210551	11.69813	0.013808	5.59E-05	0.000154	0.014018	0.022436	105.5545
0.004285	0	0.045246	0.160258	0.006359	0	0.166617	0.881882	0.092251	0	0.974133	0	0	0	0.974133	1.003956	0.105021	0	1.108976	0	0	0	1.108976	2.421731	0.327842	0	2.749573	0.087632	0.003464	0	0.091096	0.019374	94.47018
0.008325	0.003955	0.072819	0.029264	0.00027	0.0004	0.029935	0.452594	0.052162	0.030891	0.535647	0.056768	0.031192	0.047444	0.671052	0.523837	0.061727	0.033245	0.618809	0.056768	0.031326	0.047649	0.754552	11.40284	0.344421	0.349647	12.09691	0.003078	0.000178	2.41E-05	0.003279	0.006308	24.38318
0.003037	0	0.026145	0.100804	0.005865	0	0.106668	0.497504	0.065381	0	0.562885	0	0	0	0.562885	0.56637	0.074432	0	0.640802	0	0	0	0.640802	1.209042	0.343113	0	1.552156	0.055337	0.003202	0	0.058539	0.013786	60.47997
0	0.000336	0.00307	0.003705	0	0.000121	0.003826	0.015584	0	0.001983	0.017568	0.001118	0.000345	0.001923	0.020954	0.019309	0	0.002118	0.021427	0.001118	0.000346	0.001931	0.024823	0.299355	0	0.04324	0.342595	0.000969	0	3.38E-06	0.000972	0.001888	7.252303
0	0	0.007242	0.268573	0	0	0.268573	0.155909	0	0	0.155909	0	0	0	0.155909	0.17749	0	0	0.17749	0	0	0	0.17749	1.073025	0	0	1.073025	0.14575	0	0	0.14575	0.024827	152.2781
0	0	0	0	0	0	0	0	0	0	0	0	0	0	0	0	0	0	0	0	0	0	0	0	0	0	0	0	0	0	0	0	0
0	0	2.061239	0.108675	0	0	0.108675	0.36621	0	0	0.36621	0	0	0	0.36621	2.487387	0	0	2.487387	0	0	0	2.487387	7.026404	0	0	7.026404	0	0	0	0	0.28238	61.61792
0	0	0.244144	0.163271	0	0.001949	0.16522	1.96332	0	0	1.96332	0.091549	0.057537	0.17392	2.286327	2.275734	0	0	2.275734	0.091549	0.057785	0.174669	2.599738	58.51371	0	0.434479	58.94819	0.015347	0	0.000248	0.015595	0.015706	116.7335
0.230588	0	2.249487	10.74058	0.396538	0	11.13712	43.46635	4.964496	0	48.43085	0	0	0	48.43085	49.48313	5.651701	0	55.13483	0	0	0	55.13483	137.024	18.83196	0	155.856	5.901042	0.218253	0	6.119295	1.056591	6314.644
0.004073	0	0.178308	0.011757	0.000309	0	0.012066	0.03093	0.000723	0	0.031653	0	0	0	0.031653	0.210223	0.004914	0	0.215137	0	0	0	0.215137	0.013354	0.015697	0	0.029052	0	0	0	0	0.011032	6.841303
0	19.44471	38.7373	20.82324	0	4.88217	25.70541	112.5869	0	116.5615	229.1484	57.63571	26.1161	97.07816	409.9784	135.4457	0	124.605	260.0508	57.63573	26.22859	97.4963	441.4114	2945.554	0	1127.127	4072.681	2.650778	0	0.107201	2.757979	31.20974	20891.4
0	0	0.037673	0.135908	0	0	0.135908	0.811082	0	0	0.811082	0	0	0	0.811082	0.923363	0	0	0.923363	0	0	0	0.923363	4.318603	0	0	4.318603	0.074036	0	0	0	0.074036	0.007563	77.05878
0	0	0	0	0	0	0	0	0	0	0	0	0	0	0	0	0	0	0	0	0	0	0	0	0	0	0	0	0	0	0	0	0
0	3.33373	8.02781	4.399236	0	0.802723	5.201959	31.43942	0	20.9019	52.34133	12.52504	6.241068	17.93465	89.04209	36.43074	0	22.37085	58.80159	12.52505	6.26795	18.0119	95.60649	780.0462	0	228.9721	1009.018	0.460558	0	0.020375	0.480933	4.60775	3623.053
0	0	0.002474	0.012475	0	0	0.012475	0.053267	0	0	0.053267	0	0	0	0.053267	0.060641	0	0	0.060641	0	0	0	0.060641	0.317199	0	0	0.317199	0.006858	0	0	0.006858	0.000558	7.073262
0	0	0	0	0	0	0	0	0	0	0	0	0	0	0	0	0	0	0	0	0	0	0	0	0	0	0	0	0	0	0	0	0
0	6.476231	12.70327	9.120079	0	2.261289	11.38137	36.76093	0	38.78404	75.54496	14.04977	5.992543	24.67653	120.2638	44.20453	0	41.44428	85.64881	14.04977	6.018354	24.78282	130.4998	1035.92	0	380.9179	1416.838	1.113777	0	0.041349	1.155126	9.322537	8741.187
0	0	0.000184	0.001005	0	0	0.001005	0.003961	0	0	0.003961	0	0	0	0.003961	0.004509	0	0	0.004509	0	0	0	0.004509	0.021893	0	0	0.021893	0.00055	0	0	0.00055	4.06E-05	0.569997
0.062734	0.40694	2.244246	1.390084	0.001572	0.221956	1.613612	11.31685	0.30029	2.522668	14.13981	2.273446	0.905433	5.612979	22.93167	13.93266	0.372429	2.698822	17.00391	2.273447	0.909333	5.637156	25.82384	225.7715	2.046012	39.43448	267.252	0.313556	0.000993	0.003198	0.317747	0.9998	2386.513

CH4_IDLE	CH4_STRE	CH4_TOTE	N2O_RUN	N2O_IDLE	N2O_STRE	N2O_TOT	ROG_RUN	ROG_IDLE	ROG_STRE	ROG_TOT	ROG_DIU	ROG_HOT	ROG_RUN	ROG_TOT	TOG_RUN	TOG_IDLE	TOG_STRE	TOG_TOT	TOG_DIUR	TOG_HOT	TOG_RUN	TOG_TOT	CO_RUNE				SOx_RUN	SOx_IDLE	SOx_STRE	SOx_TOTE	NH3_RUN	Fuel Consumption
X	X	X	EX	X	X	EX	EX	X	X	EX	RN	SOAK	LOSS	AL	EX	X	X	EX	N	SOAK	LOSS	AL	X	CO_IDLEX	CO_STREX	CO_TOTEX	EX	X	X	X	EX	ion
0.001125	0	0.08998	0.887458	0.004966	0	0.892424	1.912997	0.024225	0	1.937222	0	0	0	1.937222	2.17782	0.027578	0	2.205398	0	0	0	2.205398	8.646782	0.200789	0	8.847571	0.491581	0.002747	0	0.494327	0.264	505.9959
0.00786	0.055453	0.277156	0.165264	0.000194	0.028462	0.19392	1.389887	0.037657	0.351565	1.77911	0.278477	0.115371	0.682176	2.855134	1.694787	0.046642	0.376562	2.117991	0.278477	0.115868	0.685114	3.197451	28.08632	0.256002	4.807374	33.1497	0.042934	0.000143	0.000452	0.043528	0.12129	328.009
0.000294	0	0.022478	0.238491	0.001953	0	0.240444	0.477613	0.00633	0	0.483943	0	0	0	0.483943	0.54373	0.007207	0	0.550937	0	0	0	0.550937	2.210568	0.052469	0	2.263037	0.131238	0.001072	0	0.13231	0.064816	136.3295
0	0.337456	1.684082	0.223368	0	0.015885	0.239253	10.63695	0	2.738366	13.37532	2.743307	3.323577	3.438564	22.88076	11.72138	0	2.958836	14.68022	2.743307	3.337893	3.453375	24.21479	116.3446	0	9.146389	125.491	0.009602	0	0.001043	0.010645	0.018916	79.81252
0	4.620005	8.961629	5.448973	0	1.433991	6.882964	27.28926	0	27.73199	55.02126	7.635042	3.032085	12.36855	78.05694	32.42502	0	29.64	62.06502	7.635044	3.045145	12.42183	85.16704	804.5831	0	232.2536	1036.837	0.788198	0	0.028014	0.816212	5.785565	6163.466
0	0	0.00379	0.022477	0	0	0.022477	0.0816	0	0	0.0816	0	0	0	0.0816	0.092896	0	0	0.092896	0	0	0	0.092896	0.448276	0	0	0.448276	0.012381	0	0	0.012381	0.000806	12.74415
0	0.002888	0.348597	0.241336	0	0.00052	0.241856	2.438311	0	0.021437	2.459748	2.340092	1.125154	0.017621	5.942615	2.828815	0	0.02309	2.851905	2.340093	1.13	0.017697	6.339695	81.16992	0	0.155241	81.32516	0.056586	0	1.98E-05	0.056605	0.07564	424.4717
0	0	0.001769	0.031503	0	0	0.031503	0.038086	0	0	0.038086	0	0	0	0.038086	0.043359	0	0	0.043359	0	0	0	0.043359	0.138521	0	0	0.138521	0.017309	0	0	0.017309	0.005138	17.86207
0.014528	0.244871	0.895778	0.495169	0.000364	0.036651	0.532184	4.536397	0.090878	2.03471	6.661985	0.843085	0.440637	1.831173	9.776879	5.380677	0.108374	2.19381	7.682861	0.843086	0.442535	1.83906	10.80754	113.101	1.140567	11.1924	125.434	0.093173	0.000655	0.002043	0.095871	0.136674	722.0893
0.028326	0	0.384462	2.102305	0.069992	0	2.172296	7.667521	0.609843	0	8.277364	0	0	0	8.277364	8.728889	0.69426	0	9.423149	0	0	0	9.423149	19.80333	3.51908	0	23.32241	1.145516	0.038132	0	1.183648	0.30397	1231.672
0.001807	0.019125	0.080273	0.085297	3.68E-05	0.004872	0.090206	0.37587	0.009682	0.13892	0.524471	0.062504	0.029344	0.09061	0.706929	0.455188	0.011867	0.149331	0.616386	0.062504	0.029471	0.091	0.79936	11.25534	0.065033	1.290136	12.61051	0.017382	6.4E-05	0.00016	0.017606	0.029063	132.6388
0.003746	0	0.040101	0.163093	0.005825	0	0.168918	0.782725	0.080645	0	0.863371	0	0	0	0.863371	0.891073	0.091809	0	0.982882	0	0	0	0.982882	2.196925	0.293696	0	2.49062	0.089182	0.003173	0	0.092355	0.01982	95.77477
0.008029	0.003704	0.074418	0.030104	0.000238	0.000398	0.03074	0.463865	0.050412	0.02891	0.543186	0.052007	0.027179	0.043919	0.666292	0.54076	0.060249	0.031109	0.632118	0.052007	0.027297	0.044109	0.755529	11.37659	0.335465	0.359972	12.07203	0.00305	0.000171	2.31E-05	0.003245	0.006576	24.18885
0.002776	0	0.025771	0.102703	0.005939	0	0.108642	0.495066	0.059776	0	0.554842	0	0	0	0.554842	0.563594	0.068051	0	0.631645	0	0	0	0.631645	1.205106	0.325635	0	1.530741	0.05638	0.003246	0	0.059626	0.014101	61.59924
0	0.000396	0.003443	0.004409	0	0.000169	0.004577	0.017047	0	0.002208	0.019254	0.001202	0.000359	0.001765	0.02258	0.021204	0	0.002357	0.023561	0.001202	0.00036	0.001772	0.026896	0.329596	0	0.043912	0.373508	0.001463	0	3.97E-06	0.001467	0.00274	11.16064
0	0	0.007143	0.263133	0	0	0.263133	0.15379	0	0	0.15379	0	0	0	0.15379	0.175078	0	0	0.175078	0	0	0	0.175078	1.054949	0	0	1.054949	0.1427	0	0	0.1427	0.024285	149.1937
0	0	0	0	0	0	0	0	0	0	0	0	0	0	0	0	0	0	0	0	0	0	0	0	0	0	0	0	0	0	0	0	0
0	0	2.976873	0.15466	0	0	0.15466	0.528744	0	0	0.528744	0	0	0	0.528744	3.592167	0	0	3.592167	0	0	0	3.592167	10.10416	0	0	10.10416	0	0	0	0	0.393796	87.69101
0	0	0.226811	0.148404	0	0.00185	0.150255	1.824193	0	0	1.824193	0.091356	0.057243	0.171047	2.14384	2.115962	0	0	2.115962	0.091357	0.057489	0.171784	2.436592	54.2458	0	0.439326	54.68512	0.010195	0	0.000174	0.010369	0.015008	110.6014
0.237375	0	2.191604	10.42051	0.425974	0	10.84648	42.07402	5.110619	0	47.18464	0	0	0	47.18464	47.89807	5.818051	0	53.71612	0	0	0	53.71612	130.5705	19.8528	0	150.4233	5.725286	0.234399	0	5.959686	1.027615	6149.852
0.005501	0	0.206503	0.013898	0.000418	0	0.014316	0.035681	0.000976	0	0.036658	0	0	0	0.036658	0.242518	0.006637	0	0.249155	0	0	0	0.249155	0.018453	0.021201	0	0.039654	0	0	0	0	0.013158	8.117283
0	18.7184	36.01517	18.87354	0	4.772853	23.6464	100.6182	0	111.9212	212.5394	55.57884	24.92729	87.7959	380.8414	121.4352	0	119.6429	241.0781	55.57886	25.03465	88.17406	409.8657	2745.934	0	1069.342	3815.276	1.818398	0	0.074286	1.892684	29.50341	20188.22
0	0	0.032388	0.123463	0	0	0.123463	0.697297	0	0	0.697297	0	0	0	0.697297	0.793826	0	0	0.793826	0	0	0	0.793826	3.86975	0	0	3.86975	0.067307	0	0	0.067307	0.006995	70.00239
0	0	0	0	0	0	0	0	0	0	0	0	0	0	0	0	0	0	0	0	0	0	0	0	0	0	0	0	0	0	0	0	0
0	3.230676	7.542299	4.035508	0	0.771378	4.806887	28.7861	0	20.25756	49.04366	12.36608	6.039852	16.93363	84.38321	33.44647	0	21.67943	55.1259	12.36608	6.065867	17.00656	90.56441	721.7036	0	219.1956	940.8992	0.306966	0	0.013894	0.320859	4.309295	3422.43
0	0	0.002254	0.011598	0	0	0.011598	0.048518	0	0	0.048518	0	0	0	0.048518	0.055235	0	0	0.055235	0	0	0	0.055235	0.291415	0	0	0.291415	0.006372	0	0	0.006372	0.000516	6.57576
0	0	0	0	0	0	0	0	0	0	0	0	0	0	0	0	0	0	0	0	0	0	0	0	0	0	0	0	0	0	0	0	0
0	6.728486	12.69984	8.856087	0	2.406905	11.26299	35.05369	0	40.10136	75.15505	14.39253	6.044783	23.57468	119.167	42.30475	0	42.85021	85.15496	14.39254	6.07082	23.67622	129.2945	1031.533	0	387.7347	1419.267	0.822173	0	0.030859	0.853032	9.471239	9098.822
0	0	0.000176	0.000962	0	0	0.000962	0.00378	0	0	0.00378	0	0	0	0.00378	0.004303	0	0	0.004303	0	0	0	0.004303	0.021039	0	0	0.021039	0.000526	0	0	0.000526	3.9E-05	0.545448
0.07107	0.446941	2.200069	1.353055	0.0018	0.260755	1.615611	10.66095	0.334496	2.724098	13.71955	2.424695	0.949939	5.722345	22.81652	13.17408	0.416649	2.913901	16.50463	2.424695	0.954031	5.746992	25.63035	211.0673	2.283505	41.56147	254.9123	0.238765	0.000779	0.002457	0.242002	1.091257	2581.3
0.001347	0	0.1068	1.048658	0.005945	0	1.054603	2.270337	0.029002	0	2.299338	0	0	0	2.299338	2.584627	0.033017	0	2.617644	0	0	0	2.617644	10.56646	0.240382	0	10.80684	0.580511	0.003287	0	0.583798	0.312466	597.9501
0.008374	0.056979	0.253943	0.154153	0.000207	0.031675	0.186035	1.209654	0.039559	0.352904	1.602117	0.275266	0.111355	0.656412	2.645151	1.483553	0.04924	0.377783	1.910576	0.275266	0.111835	0.659239	2.956916	24.3425	0.269689	4.88239	29.49458	0.030603	0.000106	0.000327	0.031036	0.12399	331.047
0.000331	0	0.024999	0.260983	0.002219	0	0.263202	0.531084	0.007121	0	0.538204	0	0	0	0.538204	0.604603	0.008107	0	0.61271	0	0	0	0.61271	2.502051	0.059021	0	2.561071	0.14365	0.001218	0	0.144868	0.070927	149.2331
0	0.360546	1.798426	0.240479	0	0.017108	0.257588	11.32275	0	2.919675	14.24243	2.99294	3.599408	3.715444	24.55022	12.49667	0	3.15433	15.651	2.992941	3.614912	3.731447	25.9903	124.0517	0	9.997878	134.0496	0.00726	0	0.000792	0.008052	0.020615	85.88946
0	5.291907	9.635708	5.681733	0	1.676729	7.358462	26.69939	0	31.52233	58.22171	8.148305	3.18376	12.41398	81.96776	31.94453	0	33.68609	65.63063	8.148307	3.197473	12.46745	89.44386	795.276	0	253.1272	1048.403	0.629495	0	0.022589	0.652084	6.347796	6955.421
0	0	0.003289	0.019565	0	0	0.019565	0.070814	0	0	0.070814	0	0	0	0.070814	0.080617	0	0	0.080617	0	0	0	0.080617	0.391909	0	0	0.391909	0.010773	0	0	0.010773	0.000703	11.09299
0	0.002775	0.313933	0.216444	0	0.000542	0.216986	2.192178	0	0.02045	2.212628	2.274554	1.07813	0.016869	5.58218	2.546065	0	0.022028	2.568093	2.274554	1.082774	0.016941	5.942362	71.99727	0	0.14779	72.14506	0.038481	0	1.35E-05	0.038495	0.075099	410.6017
0	0	0.001953	0.037658	0	0	0.037658	0.042051	0	0	0.042051	0	0	0	0.042051	0.047873	0	0	0.047873	0	0	0	0.047873	0.155579	0	0	0.155579	0.020673	0	0	0.020673	0.006166	21.35149
0.015055	0.247431	0.863729	0.492295	0.000365	0.038238	0.530899	4.227242	0.093621	2.049911	6.370774	0.837436	0.430883	1.820325	9.459418	5.040878	0.112308	2.209545	7.36273	0.837436	0.432739	1.828166	10.46107	106.5114	1.179784	11.8133	119.5044	0.065867	0.000477	0.001445	0.067789	0.139938	723.0662
0.030613	0	0.36879	2.039514	0.082763	0	2.122277	7.280857	0.659093	0	7.93995	0	0	0	7.93995	8.288702	0.750327	0	9.039028	0	0	0	9.039028	18.96997	3.924413	0	22.89438	1.111295	0.045072	0	1.156367	0.295667	1203.311
0.001876	0.019255	0.076853	0.084372	3.77E-05	0.004974	0.089384	0.343384	0.010004	0.138615	0.492003	0.059431	0.027707	0.084689	0.66383	0.418265	0.012325	0.148946	0.579537	0.059431	0.027826	0.085054	0.751848	10.74702	0.067399	1.292876	12.1073	0.012401	4.68E-05	0.000113	0.01256	0.029688	133.9755
0.003246	0	0.041064	0.158614	0.005187	0	0.163802	0.814195	0.069891	0	0.884086	0	0	0	0.884086	0.926899	0.079566	0	1.006465	0	0	0	1.006465	2.256271	0.259553	0	2.515824	0.086734	0.002826	0	0.08956	0.019278	92.87398
0.008484	0.00382	0.07641	0.030714	0.000239	0.000432	0.031386	0.472368	0.0532	0.029871	0.55544	0.052421	0.02683	0.044028	0.678718	0.55228	0.063995	0.032145	0.648421	0.052421	0.026945	0.044217	0.772005	11.44938	0.35554	0.39089	12.19581	0.002172	0.000127	1.7E-05	0.002315	0.006944	24.6979
0.002577	0	0.024396	0.099573	0.006035	0	0.105608	0.469751	0.055483	0	0.525234	0	0	0	0.525234	0.534776	0.063163	0	0.597939	0	0	0	0.597939	1.14872	0.310531	0	1.459251	0.054661	0.0033	0	0.057961	0.013715	59.87862
0	0.000415	0.002823	0.003554	0	0.000182	0.003736	0.013499	0	0.00227	0.015769	0.001235	0.000368	0.001625	0.018996	0.016859	0	0.002424	0.019282	0.001235	0.00037	0.001632	0.022519	0.255311	0	0.043107	0.298418	0.000979	0	2.79E-06	0.000981	0.002598	10.4691
0	0	0.006845	0.255307	0	0	0.255307	0.147378	0	0	0.147378	0	0	0	0.147378	0.167779	0	0	0.167779	0	0	0	0.167779	1.01185	0	0	1.01185	0.138825	0	0	0.138825	0.023878	144.7567
0	0	0	0	0	0	0	0	0	0	0	0	0	0	0	0	0	0	0	0	0	0	0	0	0	0	0	0	0	0	0	0	0
0	0	3.434269	0.178574	0	0	0.178574	0.609911	0	0	0.609911	0	0	0	0.609911	4.14402	0	0	4.14402	0	0	0	4.14402	11.6297	0	0	11.6297	0	0	0	0	0.456261	101.25
0	9.18E-06	0.207189	0.143186	0	0.001577	0.144763	1.527702	0	4.64E-05	1.527748	0.083848	0.050672	0.152105	1.814373	1.922389	0	5.08E-05	1.92244	0.083848	0.050672	0.152105	2.209065	48.8777	0	0.534188	49.41188	0.012348	0	0.000166	0.012514	0.019845	133.4851
0.247352	0	2.280162	11.10537	0.473196	0	11.57856	43.76585	5.32541	0	49.09126	0	0	0	49.09126	49.82408	6.062574	0	55.88666	0	0	0	55.88666	139.3658	21.46516	0	160.831	6.101707	0.260458	0	6.362165	1.097468	6564.937
0.006513	0	0.25473	0.017448	0.000495	0	0.017942	0.044063	0.001156	0	0.045219	0	0	0	0.045219	0.299485	0.007858	0	0.307343	0	0	0	0.307343	0.025226	0.025102	0	0.050328	0	0	0	0.016612	10.17316
0	18.19518	34.07926	17.15254	0	4.559583	21.71213	83.39013	0	105.8546	189.2448	54.64867	23.60918	79.11509	346.6177	113.1236	0	115.809	228.9326	54.64867	23.60918	79.11509	386.3055	2601.041	0	1036.862	3637.903	1.815542	0	0.074717	1.890259	27.51564	20162.36
0	0	0.028417	0.11287	0	0	0.11287	0.611811	0	0	0.611811	0	0	0	0.611811	0.696507	0	0	0.696507	0	0	0	0.696507	3.498626	0	0	3.498626	0.061569	0	0	0.061569	0.006475	63.99617
0	0	0	0	0	0	0	0	0	0	0	0	0	0	0	0	0	0	0	0	0	0	0	0	0	0	0	0	0	0	0	0	0
0	3.022771	6.884404	3.540753	0	0.701355	4.242108	24.2083	0	18.52002	42.72832	11.86648	5.54606	15.12666	75.26751	30.29213	0	20.24454	50.53667	11.86648	5.54606	15.12666	83.07587	648.6962	0	203.4547	852.1509	0.281543	0	0.013068	0.294611	3.851451	3142.455
0	0	0.002041	0.011207	0	0	0.011207	0.043951	0	0	0.043951	0	0	0	0.043951	0.050035	0	0	0.050035	0	0	0	0.050035	0.269741	0	0	0.269741	0.006154	0	0	0.006154	0.000491	6.354023
0	0	0	0	0	0	0	0	0	0	0	0	0	0	0	0	0	0	0	0	0	0	0	0	0	0	0	0	0	0	0	0	0
0	6.635937	12.21386	8.159484	0	2.31455	10.47403	29.53645	0	38.40194	67.93839	14.26694	5.775818	21.30262	109.2838	40.0526	0	42.02687	82.07947	14.26694	5.775818	21.30262	123.4249	990.4462	0	381.6963	1372.143	0.836767	0	0.031749	0.868516	8.998372	9263.983
0	0	0.00014	0.000792	0	0	0.000792	0.003024	0	0	0.003024	0	0	0	0.003024	0.003443	0	0	0.003443	0	0	0	0.003443	0.017093	0	0	0.017093	0.000434	0	0	0.000434	3.23E-05	0.448921
0.075521	0.464007	2.093915	1.272748	0.001889	0.300433	1.57507	8.65967	0.308259	2.728038	11.69597	2.493851	0.933799	5.502244	20.62586	12.35801	0.447585	2.983434	15.78903	2.493851	0.933799	5.502244	24.71893	192.6253	2.406531	41.88581	236.9177	0.240857	0.000818	0.002549	0.244224	1.107938	2605
0.001553	0	0.13919	1.157055	0.006856	0	1.16391	2.963237	0.033442	0	2.996679	0	0	0	2.996679	3.373448	0.038072	0	3.41152	0	0	0	3.41152	12.16882	0.277187	0	12.44601	0.640362	0.003788	0	0.64415	0.355286	659.9262
0.009003	0.056474	0.219475	0.134864	0.000224	0.037452	0.172541	0.869614	0.036216	0.333314	1.239144	0.255998	0.099377	0.571216	2.165735	1.219882	0.052533	0.364342	1.636757	0.255998	0.099377	0.571216	2.563348	19.68022	0.281917	4.680295	24.64243	0.031665	0.00011	0.000332	0.032107	0.130151	342.4713
0.000353	0	0.02878	0.276495	0.002389	0	0.278884	0.612034	0.007593	0	0.619627	0	0	0	0.619627	0.69676	0.008644	0	0.705404	0	0	0	0.705404	2.646254	0.062934	0	2.709188	0.152195	0.001311	0	0.153506	0.07427	158.1247
0	0.38178	1.855369	0.247942	0	0.018432	0.266374	11.43166	0	3.070317	14.50197	3.21075	3.758037	3.874412	25.34517	12.86308	0	3.331861	16.19494	3.21075	3.758037	3.874412	27.03814	125.5316	0	10.73326	136.2648	0.007501	0	0.000853	0.008354	0.021406	89.10796
0	5.503829	9.73589	5.632191	0	1.709546	7.341737	23.30773	0	31.85621	55.16395	8.491469	3.1894	11.7838	78.62862	31.20001	0	34.86225	66.06227	8.491469	3.1894	11.7838	89.52694	772.0742	0	260.4218	1032.496	0.701741	0	0.025254	0.726995	6.40036	7754.461
0	0	0.003031	0.019693	0	0	0.019693	0.065262	0	0	0.065262	0	0	0	0.065262	0.074296	0	0	0.074296	0	0	0	0.074296	0.380604	0	0	0.380604	0.010834	0	0	0.010834	0.00071	11.16552
0	0.002531	0.271369	0.189743	0	0.000554	0.190297	1.769062	0	0.018189	1.787251	2.14175	0.9639	0.015281	4.908182	2.215173	0	0.019786	2.234959	2.14175	0.9639	0.015281	5.35589	61.25545	0	0.139063	61.39451	0.037007	0	1.26E-05	0.03702	0.074521	394.8717
0	0	0.002032	0.043397	0	0	0.043397	0.043741	0	0	0.043741	0	0	0	0.043741	0.049797	0	0	0.049797	0	0	0	0.049797	0.165485	0	0	0.165485	0.023818	0	0	0.023818	0.007134	24.60549
0.015318	0.232492	0.771281	0.448998	0.000371	0.039449	0.488818	3.329785	0.084009	1.893252	5.307046	0.768103	0.380083	1.624197	8.079428	4.410716	0.11326	2.058472	6.582448	0.768103	0.380083	1.624197	9.354831	91.42384	1.16951	11.70992	104.3033	0.065477	0.00047	0.00137	0.067317	0.143199	718.0345
0.030204	0	0.380265	2.172498	0.089134	0	2.261632	7.536721	0.650277	0	8.186998	0	0	0	8.186998	8.579984	0.740291	0	9.320274	0	0	0	9.320274	19.89194	3.988424	0	23.88037	1.183748	0.048545	0	1.232294	0.315785	1282.324
0.002098	0.019326	0.074628	0.081206	4.45E-05	0.005845	0.087095	0.287421	0.009613	0.135109	0.432144	0.056959	0.025481	0.078081	0.592665	0.399314	0.013679	0.147267	0.560261	0.056959	0.025481	0.078081	0.720783	9.678392	0.073414	1.412884	11.16469	0.013157	5.06E-05	0.000117	0.013325	0.031867	142.1313
0.003411	0	0.043755	0.169031	0.005538	0	0.174569	0.868616	0.073427	0	0.942043	0	0	0	0.942043	0.988853	0.083592	0	1.072445	0	0	0	1.072445	2.43158	0.272935	0	2.704515	0.09243	0.003016	0	0.095447	0.02059	98.97882
0.008588	0.003834	0.074125	0.029722	0.000231	0.000473	0.030426	0.424026	0.04828	0.029456	0.501761	0.049059	0.023524	0.040486	0.614831	0.537342	0.065633	0.032063	0.635038	0.049059	0.023524	0.040486	0.748108	10.92055	0.358653	0.395269	11.67447	0.002116	0.000127	1.68E-05	0.002259	0.007119	24.09979
0.00239	0	0.025288	0.106098	0.006118	0	0.112216	0.492982	0.051453	0	0.544435	0	0	0	0.544435	0.561223	0.058575	0	0.619798	0	0	0	0.619798	1.210897	0.296786	0	1.507682	0.058244	0.003345	0	0.061589	0.014649	63.62547
0	0.000428	0.002271	0.003081	0	0.0002	0.003281	0.00885	0	0.002199	0.011049	0.001049	0.000289	0.000996	0.013383	0.012914	0	0.002407	0.015321	0.001049	0.000289	0.000996	0.017655	0.196417	0	0.040065	0.236482	0.001022	0	2.77E-06	0.001025	0.002719	10.93529
0	0	0.006102	0.229786	0	0	0.229786	0.13138	0	0	0.13138	0	0	0	0.13138	0.149567	0	0	0.149567	0	0	0	0.149567	0.909912	0	0	0.909912	0.124971	0	0	0.124971	0.021733	130.2865
0	0	0	0	0	0	0	0	0	0	0	0	0	0	0	0	0	0	0	0	0	0	0	0	0	0	0	0	0	0	0	0	0
0	0	3.463575	0.180591	0	0	0.180591	0.61549	0	0	0.61549	0	0	0	0.61549	4.179793	0	0	4.179793	0	0	0	4.179793	11.33958	0	0	11.33958	0	0	0	0	0.471765	102.3936
0	1.79E-05	0.165966	0.10609	0	0.001011	0.107102	1.242745	0	9.35E-05	1.242838	0.074135	0.044589	0.131651	1.493213	1.551143	0	0.000102	1.551245	0

CH4_IDLEX	CH4_STREX	CH4_TOTEX	N2O_RUNEX	N2O_IDLEX	N2O_STREX	N2O_TOTEX	ROG_RUNEX	ROG_IDLEX	ROG_STREX	ROG_TOTEX	ROG_DIURN	ROG_HOTSOAK	ROG_RUNLOSS	ROG_TOTAL	TOG_RUNEX	TOG_IDLEX	TOG_STREX	TOG_TOTEX	TOG_DIURN	TOG_HOTSOAK	TOG_RUNLOSS	TOG_TOTAL	CO_RUNEX	CO_IDLEX	CO_STREX	CO_TOTEX	SOx_RUNEX	SOx_IDLEX	SOx_STREX	SOx_TOTEX	NH3_RUNEX	Fuel Consumption
0	0	0	0	0	0	0	0	0	0	0	0	0	0	0	0	0	0	0	0	0	0	0	0	0	0	0	0	0	0	0	0	0
0	2.850645	6.345674	3.232839	0	0.655554	3.888392	21.66725	0	17.43715	39.1044	11.41581	5.171633	14.04805	69.73989	27.28233	0	19.06315	46.34548	11.41581	5.171633	14.04805	76.98097	589.3029	0	189.7804	779.0833	0.262993	0	0.012298	0.275291	3.552965	2936.383
0	0	0.001742	0.009387	0	0	0.009387	0.037495	0	0	0.037495	0	0	0	0.037495	0.042685	0	0	0.042685	0	0	0	0.042685	0.226987	0	0	0.226987	0.005152	0	0	0.005152	0.000412	5.322107
0	0	0	0	0	0	0	0	0	0	0	0	0	0	0	0	0	0	0	0	0	0	0	0	0	0	0	0	0	0	0	0	0
0	6.236109	11.21599	7.342799	0	2.187777	9.530576	26.24266	0	35.82901	62.07167	13.18835	5.285954	18.25391	98.79988	35.60573	0	39.21178	74.81751	13.18835	5.285954	18.25391	111.5457	903.5132	0	353.0861	1256.599	0.837711	0	0.031333	0.869044	8.381653	9269.614
0	0	0.000162	0.000863	0	0	0.000863	0.003484	0	0	0.003484	0	0	0	0.003484	0.003966	0	0	0.003966	0	0	0	0.003966	0.018698	0	0	0.018698	0.000474	0	0	0.000474	3.52E-05	0.489305
0.078529	0.470247	1.909204	1.164858	0.00194	0.342021	1.508819	7.538729	0.317258	2.716208	10.5722	2.482096	0.911687	5.186699	19.15268	10.75372	0.46095	2.970765	14.18543	2.482096	0.911687	5.186699	22.76591	166.0715	2.473884	40.34586	208.8913	0.24104	0.000836	0.002567	0.244443	1.116186	2607.339
0.001773	0	0.174333	1.281688	0.007827	0	1.289515	3.715112	0.03818	0	3.753292	0	0	0	3.753292	4.229408	0.043465	0	4.272873	0	0	0	4.272873	13.9374	0.316451	0	14.25385	0.70907	0.004322	0	0.713391	0.403376	731.1429
0.008984	0.053583	0.184135	0.119093	0.00022	0.040651	0.159965	0.663499	0.035717	0.304454	1.00367	0.232982	0.086193	0.504314	1.82716	0.944449	0.051959	0.33304	1.329448	0.232982	0.086193	0.504314	2.152937	14.93788	0.278311	4.418475	19.63467	0.030297	0.000108	0.000317	0.030722	0.126204	327.6903
0.000411	0	0.038466	0.339922	0.002816	0	0.342738	0.819313	0.008844	0	0.828157	0	0	0	0.828157	0.932733	0.010068	0	0.942801	0	0	0	0.942801	3.116838	0.073304	0	3.190142	0.187114	0.001545	0	0.188659	0.089805	194.3291
0	0.402356	2.008456	0.27284	0	0.019913	0.292753	12.42666	0	3.224913	15.65157	3.455519	4.039599	4.150785	27.29747	13.98362	0	3.499808	17.48343	3.455519	4.039599	4.150785	29.12933	134.1635	0	11.49304	145.6566	0.008258	0	0.000919	0.009177	0.023753	97.88863
0	5.524794	9.535238	5.528915	0	1.726539	7.255454	21.67596	0	31.80787	53.48384	8.455434	3.147688	10.84824	75.9352	29.1779	0	34.81109	63.989	8.455434	3.147688	10.84824	86.44036	732.4125	0	256.7725	989.185	0.76547	0	0.027172	0.792642	6.376497	8454.684
0	0	0.00242	0.01474	0	0	0.01474	0.052101	0	0	0.052101	0	0	0	0.052101	0.059314	0	0	0.059314	0	0	0	0.059314	0.292626	0	0	0.292626	0.008106	0	0	0.008106	0.000528	8.35745
0	0.002286	0.231006	0.164495	0	0.000564	0.16506	1.500155	0	0.016164	1.516319	1.942089	0.855923	0.013724	4.328055	1.877628	0	0.017585	1.895212	1.942089	0.855923	0.013724	4.706949	51.08331	0	0.127117	51.21043	0.035729	0	1.15E-05	0.035741	0.074462	381.2292
0	0	0.002132	0.049163	0	0	0.049163	0.045899	0	0	0.045899	0	0	0	0.045899	0.052253	0	0	0.052253	0	0	0	0.052253	0.177685	0	0	0.177685	0.026959	0	0	0.026959	0.008112	27.8752
0.014319	0.218839	0.702603	0.414332	0.000335	0.037774	0.452441	2.962955	0.0788	1.781366	4.823121	0.720112	0.348521	1.508387	7.400141	3.932554	0.106595	1.937051	5.9762	0.720112	0.348521	1.508387	8.553221	80.43952	1.099918	11.49629	93.03572	0.059398	0.000441	0.001275	0.061114	0.131167	651.8736
0.029392	0	0.378881	2.258819	0.096819	0	2.355638	7.524394	0.632805	0	8.157199	0	0	0	8.157199	8.56595	0.7204	0	9.28635	0	0	0	9.28635	20.20986	4.03964	0	24.2495	1.230791	0.052745	0	1.283536	0.32938	1335.625
0.002343	0.019383	0.071727	0.078095	5.13E-05	0.006878	0.085024	0.263932	0.010366	0.132269	0.406567	0.051173	0.022286	0.067923	0.547948	0.368276	0.014833	0.144227	0.527335	0.051173	0.022286	0.067923	0.668717	8.618999	0.079374	1.519217	10.21759	0.014401	5.43E-05	0.000119	0.014574	0.035299	155.4568
0.002591	0	0.043768	0.175649	0.004946	0	0.180595	0.886536	0.055774	0	0.94231	0	0	0	0.94231	1.009253	0.063495	0	1.072748	0	0	0	1.072748	2.467152	0.230106	0	2.697258	0.096051	0.002694	0	0.098745	0.021472	102.3956
0.008279	0.003668	0.069459	0.027609	0.000217	0.000487	0.028313	0.396125	0.046013	0.028112	0.47025	0.045481	0.020834	0.036847	0.573412	0.501116	0.063049	0.030601	0.594765	0.045481	0.020834	0.036847	0.697927	10.10987	0.343751	0.374001	10.82763	0.002005	0.000121	1.58E-05	0.002141	0.007009	22.84176
0.002201	0	0.025524	0.110347	0.006201	0	0.116548	0.502135	0.04738	0	0.549514	0	0	0	0.549514	0.571642	0.053938	0	0.62558	0	0	0	0.62558	1.242209	0.282931	0	1.525141	0.060576	0.003392	0	0.063968	0.015277	66.08174
0	0.000432	0.002172	0.002924	0	0.000224	0.003148	0.00849	0	0.002213	0.010702	0.001003	0.000282	0.000889	0.012877	0.012388	0	0.002423	0.014811	0.001003	0.000282	0.000889	0.016985	0.18457	0	0.039549	0.224119	0.001067	0	2.88E-06	0.00107	0.002738	11.41528
0	0	0.005432	0.2116	0	0	0.2116	0.116943	0	0	0.116943	0	0	0	0.116943	0.13313	0	0	0.13313	0	0	0	0.13313	0.821833	0	0	0.821833	0.115438	0	0	0.115438	0.020485	119.9752
0	0	0	0	0	0	0	0	0	0	0	0	0	0	0	0	0	0	0	0	0	0	0	0	0	0	0	0	0	0	0	0	0
0	0	4.446828	0.223268	0	0	0.223268	0.790179	0	0	0.790179	0	0	0	0.790179	5.366325	0	0	5.366325	0	0	0	5.366325	13.50714	0	0	13.50714	0	0	0	0	0.57825	126.5909
0	1.65E-05	0.147747	0.09463	0	0.000898	0.095528	1.101042	0	8.66E-05	1.101129	0.070443	0.042069	0.123278	1.336919	1.374708	0	9.48E-05	1.374802	0.070443	0.042069	0.123278	1.610593	36.58799	0	0.363327	36.95132	0.008318	0	0.000136	0.008454	0.013066	90.17748
0.2194	0	2.167855	11.55225	0.501374	0	12.05363	41.94969	4.723631	0	46.67332	0	0	0	46.67332	47.75653	5.377495	0	53.13402	0	0	0	53.13402	144.5227	21.10492	0	165.6276	6.34756	0.276264	0	6.623824	1.158697	6834.294
0.014514	0	0.531009	0.035448	0.001099	0	0.036547	0.090957	0.002473	0	0.093431	0	0	0	0.093431	0.622343	0.017394	0	0.639737	0	0	0	0.639737	0.07787	0.055767	0	0.133637	0	0	0	0	0.033866	20.72193
0	15.80006	28.16949	13.52385	0	4.085712	17.60956	64.79076	0	91.26786	156.0586	48.00485	20.32693	60.4055	284.7959	87.96586	0	99.85111	187.817	48.00485	20.32693	60.4055	316.5542	2114.183	0	878.249	2992.432	1.756858	0	0.070942	1.827801	22.91154	19496.15
0	0	0.020001	0.087003	0	0	0.087003	0.430614	0	0	0.430614	0	0	0	0.430614	0.490226	0	0	0.490226	0	0	0	0.490226	2.647281	0	0	2.647281	0.047517	0	0	0.047517	0.005118	49.32984
0	0	0	0	0	0	0	0	0	0	0	0	0	0	0	0	0	0	0	0	0	0	0	0	0	0	0	0	0	0	0	0	0
0	2.72521	5.889075	2.935148	0	0.621721	3.556869	19.48512	0	16.68771	36.17283	11.39441	4.970932	13.39738	65.93555	24.65489	0	18.24549	42.90037	11.39441	4.970932	13.39738	72.6631	534.746	0	179.998	714.744	0.245974	0	0.011809	0.257783	3.252666	2749.635
0	0	0.001566	0.00862	0	0	0.00862	0.033716	0	0	0.033716	0	0	0	0.033716	0.038383	0	0	0.038383	0	0	0	0.038383	0.205392	0	0	0.205392	0.004728	0	0	0.004728	0.000376	4.887535
0	0	0	0	0	0	0	0	0	0	0	0	0	0	0	0	0	0	0	0	0	0	0	0	0	0	0	0	0	0	0	0	0
0	5.955166	10.42596	6.60603	0	2.089365	8.695396	23.53447	0	34.14726	57.68173	12.65658	5.003034	16.3346	91.67594	31.95984	0	37.37183	69.33168	12.65658	5.003034	16.3346	103.3259	823.5217	0	332.9934	1156.515	0.811097	0	0.03094	0.842037	7.708719	8981.543
0	0	0.000146	0.000804	0	0	0.000804	0.003149	0	0	0.003149	0	0	0	0.003149	0.003585	0	0	0.003585	0	0	0	0.003585	0.017246	0	0	0.017246	0.000442	0	0	0.000442	3.31E-05	0.455677
0.083351	0.476375	1.74074	1.05943	0.002042	0.395111	1.456583	6.499328	0.332508	2.710887	9.542723	2.469781	0.88789	4.932001	17.8324	9.270143	0.483414	2.965216	12.71877	2.469781	0.88789	4.932001	21.00845	142.217	2.590129	39.49365	184.3007	0.246575	0.000871	0.002639	0.250085	1.150694	2667.525
0.001953	0	0.199608	1.341808	0.00862	0	1.350429	4.255391	0.042049	0	4.29744	0	0	0	4.29744	4.84448	0.04787	0	4.89235	0	0	0	4.89235	15.03562	0.348524	0	15.38415	0.742205	0.004758	0	0.746963	0.429436	765.6803
0.009662	0.054122	0.169083	0.111046	0.000235	0.047291	0.158571	0.559346	0.037978	0.300126	0.89745	0.233955	0.08245	0.486905	1.700759	0.805881	0.055342	0.328461	1.189685	0.233955	0.08245	0.486905	1.992994	12.5056	0.295996	4.458069	17.25966	0.031238	0.000114	0.00033	0.031682	0.131115	337.9381
0.000484	0	0.048242	0.400813	0.003341	0	0.404154	1.028205	0.010421	0	1.038627	0	0	0	1.038627	1.170543	0.011864	0	1.182407	0	0	0	1.182407	3.596076	0.086377	0	3.682452	0.220604	0.001833	0	0.222437	0.104764	229.1514
0	0.438523	2.197219	0.30068	0	0.022163	0.322843	13.59023	0	3.508462	17.09869	3.843161	4.479106	4.591771	30.01273	15.29242	0	3.807663	19.10008	3.843161	4.479106	4.591771	32.01412	144.7383	0	12.68736	157.4257	0.009112	0	0.001021	0.010133	0.026353	108.0854
0	5.431838	9.123196	5.177907	0	1.704278	6.882185	19.77361	0	31.25289	51.02651	8.433366	3.108989	10.04836	72.61722	26.7174	0	34.2048	60.9222	8.433366	3.108989	10.04836	82.51291	675.5283	0	248.9825	924.5109	0.801008	0	0.028773	0.829781	6.163003	8850.824
0	0	0.002047	0.012639	0	0	0.012639	0.04407	0	0	0.04407	0	0	0	0.04407	0.05017	0	0	0.05017	0	0	0	0.05017	0.250191	0	0	0.250191	0.006946	0	0	0.006946	0.000453	7.166421
0	0.002077	0.194997	0.141442	0	0.00057	0.142012	1.259066	0	0.014454	1.273519	1.772486	0.768465	0.012423	3.826893	1.577493	0	0.015726	1.593219	1.772486	0.768465	0.012423	4.146592	42.28307	0	0.117767	42.40084	0.033786	0	1.07E-05	0.033796	0.072195	360.4855
0	0	0.002222	0.054656	0	0	0.054656	0.047849	0	0	0.047849	0	0	0	0.047849	0.054473	0	0	0.054473	0	0	0	0.054473	0.189216	0	0	0.189216	0.029951	0	0	0.029951	0.009044	30.98942
0.014146	0.207656	0.635892	0.373713	0.000329	0.038201	0.412243	2.59833	0.076664	1.68485	4.359845	0.677879	0.322014	1.409275	6.769013	3.45547	0.10427	1.83236	5.392099	0.677879	0.322014	1.409275	7.801267	70.02071	1.073961	11.38263	82.4773	0.056369	0.000429	0.001212	0.058011	0.126323	618.7718
0.029889	0	0.372597	2.263038	0.105787	0	2.368825	7.378428	0.643491	0	8.02192	0	0	0	8.02192	8.399779	0.732566	0	9.132345	0	0	0	9.132345	20.10475	4.204573	0	24.30932	1.233086	0.057641	0	1.290727	0.331868	1343.101
0.00289	0.020544	0.071457	0.075349	6.69E-05	0.00893	0.084346	0.249842	0.012266	0.135837	0.397945	0.0503	0.021224	0.064823	0.534292	0.349954	0.017634	0.148176	0.515764	0.0503	0.021224	0.064823	0.652111	7.886201	0.094136	1.712269	9.692606	0.016927	6.39E-05	0.000133	0.017124	0.041826	182.6539
0.002703	0	0.043067	0.175943	0.00559	0	0.181533	0.869027	0.058184	0	0.927211	0	0	0	0.927211	0.989321	0.066238	0	1.055559	0	0	0	1.055559	2.429249	0.252034	0	2.681283	0.09621	0.003045	0	0.099256	0.02156	102.9273
0.008494	0.003802	0.068809	0.026873	0.000219	0.000536	0.027628	0.390935	0.04664	0.029043	0.466618	0.044823	0.019536	0.036243	0.56722	0.493886	0.064412	0.031616	0.589914	0.044823	0.019536	0.036243	0.690516	9.88044	0.350644	0.371287	10.60237	0.001989	0.000123	1.58E-05	0.002127	0.007192	22.69163
0.002448	0	0.028077	0.110969	0.006423	0	0.117393	0.551784	0.052701	0	0.604486	0	0	0	0.604486	0.628165	0.059996	0	0.688161	0	0	0	0.688161	1.361457	0.308714	0	1.670171	0.060917	0.003526	0	0.064442	0.015366	66.56066
0	0.000462	0.002604	0.003307	0	0.000261	0.003567	0.010786	0	0.002376	0.013162	0.001219	0.000357	0.001105	0.015844	0.015739	0	0.002601	0.01834	0.001219	0.000357	0.001105	0.021022	0.25341	0	0.043851	0.29726	0.001044	0	3.12E-06	0.001048	0.003092	11.17377
0	0	0.005369	0.200712	0	0	0.200712	0.115594	0	0	0.115594	0	0	0	0.115594	0.131596	0	0	0.131596	0	0	0	0.131596	0.783374	0	0	0.783374	0.109577	0	0	0.109577	0.020326	113.8016
0	0	0	0	0	0	0	0	0	0	0	0	0	0	0	0	0	0	0	0	0	0	0	0	0	0	0	0	0	0	0	0	0
0	0	5.145081	0.244407	0	0	0.244407	0.914214	0	0	0.914214	0	0	0	0.914214	6.208916	0	0	6.208916	0	0	0	6.208916	13.1938	0	0	13.1938	0	0	0	0	0.637359	138.5766
0	1.92E-05	0.128422	0.083214	0	0.00075	0.083964	0.952581	0	0.000101	0.952582	0.062714	0.037262	0.108891	1.161449	1.190306	0	0.00011	1.190417	0.062714	0.037262	0.108891	1.399284	32.51433	0	0.354574	32.86891	0.007881	0	0.000124	0.008004	0.012635	85.37525
0.211459	0	2.175318	11.93358	0.507359	0	12.44093	42.28135	4.552645	0	46.83399	0	0	0	46.83399	48.13409	5.18284	0	53.31693	0	0	0	53.31693	146.8804	20.56648	0	167.4468	0.717255	0.030494	0	0.747749	1.245146	7053.893
0.018228	0	0.597257	0.039904	0.001357	0	0.041261	0.0917	0.002558	0	0.094258	0	0	0	0.094258	0.685992	0.021221	0	0.707212	0	0	0	0.707212	0.357824	0.068278	0	0.426102	0	0	0	0	0.042641	23.39447
0	14.73944	25.66546	12.01481	0	3.886349	15.90116	57.07872	0	84.75228	141.831	45.2483	18.85798	53.16043	259.0977	77.61108	0	92.72454	170.3356	45.2483	18.85798	53.16043	287.6023	1900.22	0	808.9168	2709.136	1.733965	0	0.069416	1.803381	21.03624	19235.68
0	0	0.017238	0.078951	0	0	0.078951	0.371125	0	0	0.371125	0	0	0	0.371125	0.422501	0	0	0.422501	0	0	0	0.422501	2.370272	0	0	2.370272	0.004748	0	0	0.004748	0.004709	44.76457
0	0	0	0	0	0	0	0	0	0	0	0	0	0	0	0	0	0	0	0	0	0	0	0	0	0	0	0	0	0	0	0	0
0	2.537956	5.35885	2.618552	0	0.578293	3.196845	17.26489	0	15.52498	32.78987	10.97295	4.62892	12.34034	60.73208	21.93894	0	16.97559	38.91454	10.97295	4.62892	12.34034	66.85674	477.0661	0	165.6787	642.7447	0.230258	0	0.011123	0.241382	2.951546	2574.685
0	0	0.001394	0.00798	0	0	0.00798	0.030009	0	0	0.030009	0	0	0	0.030009	0.034164	0	0	0.034164	0	0	0	0.034164	0.184951	0	0	0.184951	0.00048	0	0	0.00048	0.000344	4.524616
0	0	0	0	0	0	0	0	0	0	0	0	0	0	0	0	0	0	0	0	0	0	0	0	0	0	0	0	0	0	0	0	0
0	5.658777	9.686619	5.965592	0	1.9941	7.959692	21.1439	0	32.30419	53.44809	12.12933	4.729617	14.56059	84.86762	28.7515	0	35.35536	64.10685	12.12933	4.729617	14.56059	95.52638	751.8693	0	311.7414	1063.611	0.802674	0	0.030702	0.833376	7.186272	8889.164
0	0	0.000147	0.000804	0	0	0.000804	0.003155	0	0	0.003155	0	0	0	0.003155	0.003591	0	0	0.003591	0	0	0	0.003591	0.01727	0	0	0.01727	4.84E-05	0	0	4.84E-05	3.35E-05	0.455981
0.084653	0.471035	1.578334	0.957987	0.002052	0.423923	1.383962	5.594257	0.3355	2.649427	8.579184	2.387681	0.845815	4.584701	16.39738	7.982186	0.488036	2.898277	11.3685	2.387681	0.845815	4.584701	19.18669	121.9032	2.611566	37.69415	162.2089	0.240109	0.000875	0.002621	0.243605	1.126197	2598.398
0.002043	0	0.204775	1.355069	0.009018	0	1.364087	4.364707	0.043987	0	4.408694	0	0	0	4.408694	4.968928	0.050077	0	5.019005	0	0	0	5.019005	15.03645	0.364591	0	15.40104	0.081498	0.000542	0	0.08204	0.44507	773.4245
0.009306	0.04949	0.133241	0.08999	0.000224	0.048578	0.138792	0.386501	0.036173	0.267784	0.690457	0.200492	0.070631	0.397764	1.359344	0.555407	0.052719	0.29307	0.901196	0.200492	0.070631	0.397764	1.570083	8.47514	0.281451	3.818108	12.5747	0.028823	0.000108	0.000307	0.029238	0.121405	311.8645
0.000521	0	0.050722	0.421268	0.003614	0	0.424881	1.080797	0.011225	0	1.092023	0	0	0	1.092023	1.230416	0.012779	0	1.243195	0	0	0	1.243195	3.65964	0.09304	0	3.75268	0.025336	0.000217	0	0.025554	0.113432	240.9038
0	0.459968	2.298507	0.315607	0	0.02364	0.339247	14.19812	0	3.674057	17.87218	4.079804	4.762876	4.868634	31.5835	15.97621	0	3.9875	19.96371	4.079804	4.762876	4.868634	33.67502	149.8167	0	13.45089	163.2676	0.009575	0	0.001088	0.010663	0.030096	113.7349
0	5.292248	8.679245	4.827581	0	1.673897	6.501478	17.96386	0	30.36629	48.33015	8.307977	3.039974	9.209752	68.88785	24.37433	0	33.23557	57.6099	8.307977	3.039974	9.209752	78.1676	621.7285	0	238.2981	860.0266	0.813036	0	0.029451	0.842487	5.884442	8986.345
0	0	0.001756	0.011285	0	0	0.011285	0.03781	0	0	0.03781	0	0	0	0.03781	0.043044	0	0	0.043044	0	0	0	0.043044	0.219537	0	0	0.219537	0.000679	0	0	0.000679	0.000405	6.398547
0	0.001872	0.165127	0.122615	0	0.000566	0.123181	1.058563	0	0.012798	1.071361	1.614996	0.685573	0.011206	3.383135	1.328551	0	0.013927	1.342477	1.614996	0.685573	0.011206	3.654251	35.10745	0	0.108821	35.21628	0.031947	0	9.81E-06	0.031957	0.069717	340.8701
0	0	0.002272	0.058971	0	0	0.058971	0.048909	0	0	0.048909	0	0	0	0.048909	0.05568	0	0	0.05568	0	0	0	0.05568	0.194542	0	0	0.194542	0.003547	0	0	0.003547	0.010179	33.43573
0.014376	0.197378	0.584169	0.354435	0.000327	0.039286	0.394047	2.305277	0.075985	1.583297	3.964559	0.616417	0.287532	1.268767	6.137275	3.074436	0.104228	1.722315	4.900979	0.616417	0.287532	1.268767	7.073695	61.83525	1.069744	11.49212	74.39711	0.056795	0.000425	0.001154	0.058374	0.129735	622.6465
0.028749	0	0.371781	2.339154	0.11043	0	2.449584	7.385386	0.618965	0	8.004351	0	0	0	8.004351	8.407699	0.704645	0	9.112344	0	0	0	9.112344	20.31852	4.138477	0	24.45699	0.140592	0.006637	0	0	0.14723	0.354302	1388.891
0.003052	0.020343	0.067865	0.069691	7.19E-05	0.009705	0.079468	0.229279	0.012744	0.131902	0.373926	0.046789	0.01947	0.05861	0.498796	0.322195	0.018366	0.143925	0.484486	0.046789	0.01947	0.05861	0.609356	6.972401	0.097924	1.74898	8.819305	0.017348	6.62E-05	0.000134	0.017548	0.042991	187.1712
0.002679	0	0.044562	0.181891	0.005723	0	0.187614	0.901721	0.057679	0	0.9594	0	0	0	0.9594	1.026541	0.065663	0	1.092204	0	0	0	1.092204	2.531155	0.251921	0	2.783076	0.010932	0.000344	0	0.011276

CH4_IDLEX	CH4_STREX	CH4_TOTEX	N2O_RUNEX	N2O_IDLEX	N2O_STREX	N2O_TOTEX	ROG_RUNEX	ROG_IDLEX	ROG_STREX	ROG_TOTEX	ROG_DIURN	ROG_HOTSOAK	ROG_RUNLOSS	ROG_TOTAL	TOG_RUNEX	TOG_IDLEX	TOG_STREX	TOG_TOTEX	TOG_DIURN	TOG_HOTSOAK	TOG_RUNLOSS	TOG_TOTAL	CO_RUNEX	CO_IDLEX	CO_STREX	CO_TOTEX	SOx_RUNEX	SOx_IDLEX	SOx_STREX	SOx_TOTEX	NH3_RUNEX	Fuel Consumption
0	0.000457	0.001723	0.002407	0	0.000309	0.002715	0.006014	0	0.002268	0.008281	0.00105	0.000296	0.000811	0.010439	0.008775	0	0.002483	0.011258	0.00105	0.000296	0.000811	0.013416	0.130803	0	0.040516	0.171319	0.001192	0	3.22E-06	0.001195	0.00363	12.74375
0	0	0.005138	0.194229	0	0	0.194229	0.110613	0	0	0.110613	0	0	0	0.110613	0.125924	0	0	0.125924	0	0	0	0.125924	0.752429	0	0	0.752429	0.011681	0	0	0.011681	0.019716	110.126
0	0	0	0	0	0	0	0	0	0	0	0	0	0	0	0	0	0	0	0	0	0	0	0	0	0	0	0	0	0	0	0	0
0	0	5.67346	0.259942	0	0	0.259942	1.008151	0	0	1.008151	0	0	0	1.008151	6.846597	0	0	6.846597	0	0	0	6.846597	12.95875	0	0	12.95875	0	0	0	0	0.679749	147.3849
0	1.38E-05	0.114173	0.076734	0	0.000703	0.077437	0.84331	0	7.26E-05	0.843382	0.047653	0.034492	0.103589	1.029117	1.055219	0	7.95E-05	1.055299	0.047653	0.034492	0.103589	1.241034	29.89783	0	0.35674	30.25457	0.007527	0	0.000116	0.007643	0.012232	81.52195
0.114848	0	1.894355	10.9765	0.242423	0	11.21892	38.3123	2.472643	0	40.78494	0	0	0	40.78494	43.61563	2.814916	0	46.43055	0	0	0	46.43055	134.961	6.580523	0	141.5415	0.659731	0.014571	0	0.674302	1.16937	6361.024
0.027022	0	0.631955	0.043422	0.001904	0	0.045327	0.083519	0.002716	0	0.086235	0	0	0	0.086235	0.702686	0.030232	0	0.732919	0	0	0	0.732919	0.741087	0.089739	0	0.830826	0	0	0	0	0.056971	25.69973
0	13.61224	23.09588	10.49743	0	3.655887	14.15332	49.43581	0	77.99919	127.435	40.35755	17.33859	46.62521	231.7564	67.33325	0	85.33827	152.6715	40.35755	17.33859	46.62521	256.9929	1675.711	0	738.3563	2414.067	1.659973	0	0.066919	1.726893	18.95312	18419.82
0	0	0.014509	0.069893	0	0	0.069893	0.312361	0	0	0.312361	0	0	0	0.312361	0.355602	0	0	0.355602	0	0	0	0.355602	2.067781	0	0	2.067781	0.004204	0	0	0.004204	0.004221	39.62844
0	0	0	0	0	0	0	0	0	0	0	0	0	0	0	0	0	0	0	0	0	0	0	0	0	0	0	0	0	0	0	0	0
0	2.328602	4.773149	2.264717	0	0.537607	2.802325	14.90559	0	14.19145	29.09705	9.699078	4.224819	11.02918	54.05013	18.99247	0	15.51846	34.51093	9.699078	4.224819	11.02918	59.46402	414.0334	0	149.5695	563.6029	0.221576	0	0.010607	0.232183	2.662959	2476.568
0	0	0.001241	0.007326	0	0	0.007326	0.026722	0	0	0.026722	0	0	0	0.026722	0.030421	0	0	0.030421	0	0	0	0.030421	0.165426	0	0	0.165426	0.000441	0	0	0.000441	0.000314	4.153991
0	0	0	0	0	0	0	0	0	0	0	0	0	0	0	0	0	0	0	0	0	0	0	0	0	0	0	0	0	0	0	0	0
0	5.348459	8.966517	5.339973	0	1.883983	7.223957	19.00483	0	30.50048	49.50531	11.41639	4.556482	13.28465	78.76283	25.86494	0	33.38169	59.24663	11.41639	4.556482	13.28465	88.50415	681.0214	0	291.2238	972.2452	0.766106	0	0.029921	0.796027	6.56258	8490.782
0	0	0.000136	0.000806	0	0	0.000806	0.002934	0	0	0.002934	0	0	0	0.002934	0.00334	0	0	0.00334	0	0	0	0.00334	0.016738	0	0	0.016738	4.85E-05	0	0	4.85E-05	3.4E-05	0.456825
0.082154	0.452557	1.380422	0.829633	0.001974	0.428424	1.26003	4.597927	0.325196	2.518827	7.44195	2.198923	0.782019	4.157134	14.58003	6.562116	0.473261	2.755661	9.791038	2.198923	0.782019	4.157134	16.92911	100.0052	2.529927	35.05648	137.5916	0.21984	0.000845	0.002506	0.22319	1.039209	2380.648
0.002093	0	0.203621	1.328353	0.009237	0	1.337591	4.338775	0.045059	0	4.383834	0	0	0	4.383834	4.939407	0.051297	0	4.990703	0	0	0	4.990703	14.68558	0.373474	0	15.05905	0.079891	0.000556	0	0.080446	0.444613	758.4013
0.010202	0.054234	0.143772	0.092234	0.000244	0.05496	0.147438	0.415035	0.039739	0.294553	0.749327	0.227808	0.078659	0.434562	1.490356	0.598319	0.057931	0.322393	0.978644	0.227808	0.078659	0.434562	1.719673	9.231893	0.309188	4.20546	13.74654	0.030186	0.000118	0.000338	0.030642	0.128418	326.8384
0.00056	0	0.052751	0.442524	0.003901	0	0.446424	1.123633	0.012065	0	1.135698	0	0	0	1.135698	1.279181	0.013736	0	1.292917	0	0	0	1.292917	3.695947	0.100004	0	3.795951	0.026615	0.000235	0	0.026849	0.122409	253.1185
0	0.464724	2.157686	0.298477	0	0.023906	0.322382	12.97324	0	3.700651	16.67389	4.399777	5.141415	5.247935	31.46302	14.64172	0	4.016683	18.6584	4.399777	5.141415	5.247935	33.44753	136.8097	0	13.89193	150.7017	0.009722	0	0.00111	0.010832	0.033404	115.5421
0	5.124027	8.190968	4.441439	0	1.627281	6.06872	16.08647	0	29.39489	45.48136	7.933717	2.963972	8.56999	64.94904	21.95635	0	32.17372	54.13007	7.933717	2.963972	8.56999	73.59775	562.6543	0	226.7776	789.4319	0.79005	0	0.029363	0.819412	5.491452	8740.223
0	0	0.00147	0.010095	0	0	0.010095	0.031649	0	0	0.031649	0	0	0	0.031649	0.03603	0	0	0.03603	0	0	0	0.03603	0.187135	0	0	0.187135	0.000607	0	0	0.000607	0.000364	5.723539
0	0.001649	0.136048	0.103102	0	0.00054	0.103642	0.866205	0	0.011097	0.877302	1.336564	0.60028	0.009899	2.824044	1.088948	0	0.012077	1.101025	1.336564	0.60028	0.009899	3.047767	28.39512	0	0.09806	28.49318	0.028788	0	8.8E-06	0.028797	0.063767	307.1649
0	0	0.002176	0.057929	0	0	0.057929	0.04684	0	0	0.04684	0	0	0	0.04684	0.053324	0	0	0.053324	0	0	0	0.053324	0.186535	0	0	0.186535	0.003484	0	0	0.003484	0.010322	32.84495
0.013881	0.182289	0.511598	0.299429	0.000318	0.038735	0.338481	1.963152	0.071912	1.459767	3.494831	0.493903	0.259645	1.156346	5.404725	2.611093	0.099014	1.58798	4.298086	0.493903	0.259645	1.156346	6.20798	52.11992	1.014668	10.81174	63.94633	0.052727	0.000402	0.001071	0.0542	0.121635	578.1171
0.027455	0	0.332746	2.156721	0.115187	0	2.271908	6.572833	0.591103	0	7.163936	0	0	0	7.163936	7.48267	0.672926	0	8.155596	0	0	0	8.155596	18.22286	4.031835	0	22.25469	0.129627	0.006923	0	0.136551	0.334307	1288.151
0.000684	0	0.001096	0.000149	3.54E-05	0	0.000184	5.88E-06	9.78E-06	0	1.57E-05	0	0	0	1.57E-05	0.00042	0.000698	0	0.001118	0	0	0	0.001118	0.002141	0.000696	0	0.002837	0	0	0	0	0.000809	0.104435
0.003303	0.020444	0.064799	0.064283	7.95E-05	0.010587	0.07495	0.210531	0.013551	0.130406	0.354488	0.041394	0.018311	0.055004	0.469197	0.296486	0.01957	0.142325	0.458382	0.041394	0.018311	0.055004	0.57309	6.184582	0.104239	1.823242	8.112063	0.017956	7.03E-05	0.000138	0.018165	0.044648	193.7526
0.002232	0	0.039921	0.167203	0.005137	0	0.17234	0.811425	0.048056	0	0.859481	0	0	0	0.859481	0.923746	0.054708	0	0.978453	0	0	0	0.978453	2.301901	0.21055	0	2.512451	0.01005	0.000309	0	0.010358	0.021476	97.71511
0.00017	0	0.001326	0.000428	8.79E-06	0	0.000437	1.65E-05	2.43E-06	0	1.89E-05	0	0	0	1.89E-05	0.001179	0.000174	0	0.001353	0	0	0	0.001353	0.006136	0.000173	0	0.006309	0	0	0	0	0.002381	0.247672
0.008862	0.003648	0.062078	0.023598	0.000236	0.000614	0.024448	0.344048	0.047199	0.027613	0.41886	0.036836	0.01687	0.03246	0.505026	0.433861	0.065887	0.030063	0.529811	0.036836	0.01687	0.03246	0.615977	8.529338	0.357116	0.346444	9.232897	0.001912	0.000124	1.51E-05	0.002051	0.007339	21.87527
0.002277	0	0.024952	0.104315	0.007138	0	0.111453	0.488192	0.049028	0	0.537219	0	0	0	0.537219	0.555769	0.055814	0	0.611583	0	0	0	0.611583	1.21696	0.30265	0	1.51961	0.00627	0.000429	0	0.006699	0.014909	63.19263
0.003436	0	0.023205	0.001411	0.000178	0	0.001588	0.000282	4.91E-05	0	0.000332	0	0	0	0.000332	0.020175	0.003507	0	0.023683	0	0	0	0.023683	0.071055	0.003498	0	0.074552	0	0	0	0	0.004439	0.900412
0	0.00069	0.003027	0.004191	0	0.000485	0.004676	0.011237	0	0.003292	0.014529	0.00147	0.000417	0.001093	0.017509	0.016397	0	0.003604	0.020001	0.00147	0.000417	0.001093	0.022981	0.253802	0	0.055577	0.30938	0.001886	0	5.08E-06	0.001891	0.005669	20.17466
0	0	0.004649	0.177652	0	0	0.177652	0.100088	0	0	0.100088	0	0	0	0.100088	0.113943	0	0	0.113943	0	0	0	0.113943	0.670043	0	0	0.670043	0.010684	0	0	0.010684	0.018405	100.727
0	0	0	0	0	0	0	0	0	0	0	0	0	0	0	0	0	0	0	0	0	0	0	0	0	0	0	0	0	0	0	0	0
0	0	5.650769	0.268045	0	0	0.268045	0.997242	0	0	0.997242	0	0	0	0.997242	6.811367	0	0	6.811367	0	0	0	6.811367	13.1707	0	0	13.1707	0	0	0	0	0.697479	151.979
0	6.96E-06	0.104619	0.070397	0	0.000602	0.070999	0.77012	0	3.68E-05	0.770157	0.044703	0.031911	0.096976	0.943746	0.964181	0	4.03E-05	0.964221	0.044703	0.031911	0.096976	1.13781	27.60861	0	0.332645	27.94126	0.007077	0	0.000109	0.007186	0.011355	76.65372
0.104564	0	1.679687	9.930285	0.244434	0	10.17472	33.91196	2.251237	0	36.16319	0	0	0	36.16319	38.60618	2.562862	0	41.16904	0	0	0	41.16904	120.4735	6.103211	0	126.5767	0.596849	0.014691	0	0.611541	1.078717	5768.971
0.040456	0	0.720978	0.050668	0.002758	0	0.053427	0.075323	0.002877	0	0.0782	0	0	0	0.0782	0.769262	0.043908	0	0.81317	0	0	0	0.81317	1.373651	0.125127	0	1.498778	0	0	0	0	0.079812	30.29244
0	12.94334	21.73789	9.792164	0	3.517898	13.31006	45.56585	0	73.85338	119.4192	39.16996	16.51818	42.8534	217.9608	62.26081	0	80.80572	143.0665	39.16996	16.51818	42.8534	241.6081	1567.856	0	692.5568	2260.413	1.658954	0	0.065963	1.724917	17.98385	18398.75
0	0	0.013056	0.073448	0	0	0.073448	0.281096	0	0	0.281096	0	0	0	0.281096	0.320009	0	0	0.320009	0	0	0	0.320009	1.924332	0	0	1.924332	0.004417	0	0	0.004417	0.004586	41.64439
0	0	0	0	0	0	0	0	0	0	0	0	0	0	0	0	0	0	0	0	0	0	0	0	0	0	0	0	0	0	0	0	0
0	2.142141	4.316951	2.04155	0	0.499584	2.541134	13.06921	0	12.97679	26.04599	9.187743	3.831709	10.01316	49.07861	16.77831	0	14.19201	30.97032	9.187743	3.831709	10.01316	54.00293	370.0119	0	135.5681	505.58	0.215341	0	0.01006	0.225401	2.472387	2404.227
0	0	0.001127	0.007072	0	0	0.007072	0.024262	0	0	0.024262	0	0	0	0.024262	0.02762	0	0	0.02762	0	0	0	0.02762	0.151309	0	0	0.151309	0.000425	0	0	0.000425	0.000301	4.009741
0	0	0	0	0	0	0	0	0	0	0	0	0	0	0	0	0	0	0	0	0	0	0	0	0	0	0	0	0	0	0	0	0
0	5.144959	8.566815	5.049739	0	1.809598	6.859337	17.90397	0	29.26212	47.16609	11.2785	4.457428	12.39261	75.29463	24.42281	0	32.02698	56.44979	11.2785	4.457428	12.39261	84.57834	646.5377	0	276.0165	922.5542	0.760977	0	0.029556	0.790532	6.259411	8432.176
0	0	0.000142	0.00093	0	0	0.00093	0.003049	0	0	0.003049	0	0	0	0.003049	0.003471	0	0	0.003471	0	0	0	0.003471	0.018325	0	0	0.018325	5.6E-05	0	0	5.6E-05	4.01E-05	0.527505
0.077205	0.42929	1.232419	0.741008	0.001837	0.414206	1.157051	3.927213	0.306052	2.371701	6.604965	2.099499	0.734564	3.81703	13.25606	5.605846	0.445553	2.594883	8.646283	2.099499	0.734564	3.81703	15.29738	85.35791	2.38031	32.02985	119.7681	0.202391	0.000803	0.002366	0.205561	0.946879	2192.602
0.00205	0	0.200002	1.259008	0.009047	0	1.268055	4.261792	0.044131	0	4.305923	0	0	0	4.305923	4.851767	0.050241	0	4.902007	0	0	0	4.902007	14.34287	0.365785	0	14.70866	0.07572	0.000544	0	0.076264	0.423404	718.9752
0.009675	0.051418	0.128951	0.082155	0.00023	0.053898	0.136283	0.35273	0.037679	0.276995	0.667403	0.217159	0.074519	0.396493	1.355575	0.508697	0.054934	0.303188	0.866819	0.217159	0.074519	0.396493	1.55499	7.867996	0.293004	3.871044	12.03204	0.028101	0.000113	0.000322	0.028536	0.118763	304.3819
0.000545	0	0.05149	0.417655	0.003806	0	0.421461	1.096812	0.011741	0	1.108552	0	0	0	1.108552	1.248647	0.013366	0	1.262013	0	0	0	1.262013	3.576949	0.097314	0	3.674262	0.025119	0.000229	0	0.025348	0.116144	238.9642
0	0.442423	1.960165	0.271952	0	0.022624	0.294577	11.55733	0	3.515244	15.07257	4.228041	5.090776	5.199135	29.59052	13.08186	0	3.815719	16.89758	4.228041	5.090776	5.199135	31.41553	122.4002	0	13.50754	135.9078	0.009295	0	0.001076	0.010372	0.032595	110.63
0	4.956312	7.85775	4.246751	0	1.571367	5.818119	15.08396	0	28.43039	43.51435	7.890703	2.947477	8.122155	62.47468	20.6829	0	31.11898	51.80188	7.890703	2.947477	8.122155	70.76221	529.5278	0	215.0643	744.592	0.772589	0	0.028796	0.801385	5.209395	8547.934
0	0	0.001329	0.014446	0	0	0.014446	0.028608	0	0	0.028608	0	0	0	0.028608	0.032568	0	0	0.032568	0	0	0	0.032568	0.176884	0	0	0.176884	0.000869	0	0	0.000869	0.000537	8.190952
0	0.001521	0.123284	0.094693	0	0.000521	0.095214	0.779738	0	0.01012	0.789858	1.282143	0.559184	0.009318	2.640504	0.9832	0	0.011015	0.994216	1.282143	0.559184	0.009318	2.844861	25.36949	0	0.092646	25.46214	0.027511	0	8.33E-06	0.02752	0.060598	293.539
0	0	0.002147	0.056772	0	0	0.056772	0.046226	0	0	0.046226	0	0	0	0.046226	0.052625	0	0	0.052625	0	0	0	0.052625	0.184265	0	0	0.184265	0.003414	0	0	0.003414	0.01026	32.18919
0.012613	0.162614	0.443776	0.25716	0.000284	0.03566	0.293104	1.676204	0.064666	1.298159	3.039029	0.434193	0.224226	0.99928	4.696727	2.220718	0.089294	1.412157	3.722169	0.434193	0.224226	0.99928	5.379868	44.23237	0.91376	9.695008	54.84114	0.04813	0.000365	0.00096	0.049455	0.11027	527.5058
0.0246	0	0.297819	1.954048	0.1103	0	2.064348	5.88234	0.529621	0	6.411961	0	0	0	6.411961	6.696596	0.602934	0	7.29953	0	0	0	7.29953	16.40452	3.676181	0	20.0807	0.117446	0.006629	0	0.124075	0.30704	1170.466
0.002807	0	0.006201	0.001264	0.000145	0	0.001409	4.85E-05	4.01E-05	0	8.86E-05	0	0	0	8.86E-05	0.003464	0.002865	0	0.006328	0	0	0	0.006328	0.018222	0.002857	0	0.021079	0	0	0	0	0.007036	0.799015
0.003515	0.020431	0.062962	0.0611	8.62E-05	0.011318	0.072504	0.199283	0.014181	0.128148	0.341612	0.040309	0.017266	0.051663	0.45085	0.280999	0.020513	0.139887	0.441398	0.040309	0.017266	0.051663	0.550637	5.668846	0.109168	1.868766	7.64678	0.019239	7.44E-05	0.000143	0.019457	0.047299	207.5326
0.002024	0	0.033627	0.150425	0.004925	0	0.15535	0.680392	0.043579	0	0.723972	0	0	0	0.723972	0.774575	0.049612	0	0.824186	0	0	0	0.824186	1.949505	0.193256	0	2.142761	0.009041	0.000296	0	0.009337	0.01992	88.082
0.000897	0	0.006102	0.001916	4.64E-05	0	0.001962	7.44E-05	1.28E-05	0	8.72E-05	0	0	0	8.72E-05	0.005312	0.000916	0	0.006227	0	0	0	0.006227	0.027438	0.000913	0	0.028352	0	0	0	0	0.010618	1.112632
0.009241	0.003654	0.061978	0.023318	0.000253	0.000655	0.024226	0.341021	0.048644	0.027546	0.417211	0.036378	0.016463	0.031536	0.501589	0.429535	0.06808	0.029991	0.527607	0.036378	0.016463	0.031536	0.611984	8.401702	0.368387	0.343959	9.114048	0.001995	0.000129	1.55E-05	0.002139	0.007669	22.81892
0.002109	0	0.021718	0.0936	0.007486	0	0.101086	0.422175	0.045397	0	0.467572	0	0	0	0.467572	0.480614	0.051681	0	0.532295	0	0	0	0.532295	1.05745	0.291472	0	1.348923	0.005626	0.00045	0	0.006076	0.013621	57.31491
0.005974	0	0.043818	0.002696	0.000309	0	0.003005	0.000541	8.54E-05	0	0.000626	0	0	0	0.000626	0.038623	0.006097	0	0.044719	0	0	0	0.044719	0.136188	0.00608	0	0.142268	0	0	0	0	0.008389	1.703816
0	0.000868	0.002391	0.003741	0	0.000652	0.004393	0.006249	0	0.003922	0.010171	0.001728	0.000475	0.001215	0.013588	0.009119	0	0.004294	0.013413	0.001728	0.000475	0.001215	0.01683	0.12664	0	0.067221	0.193861	0.002803	0	7.07E-06	0.00281	0.007512	29.9693
0	0	0.003825	0.153552	0	0	0.153552	0.082354	0	0	0.082354	0	0	0	0.082354	0.093754	0	0	0.093754	0	0	0	0.093754	0.546458	0	0	0.546458	0.009235	0	0	0.009235	0.015941	87.0625
0	0	0	0	0	0	0	0	0	0	0	0	0	0	0	0	0	0	0	0	0	0	0	0	0	0	0	0	0	0	0	0	0
0	0	5.523165	0.291228	0	0	0.291228	0.952421	0	0	0.952421	0	0	0	0.952421	6.632158	0	0	6.632158	0	0	0	6.632158	14.86141	0	0	14.86141	0	0	0	0	0.738961	165.1234
0	8.46E-06	0.099929	0.06771	0	0.000573	0.068283	0.729741	0	4.5E-05	0.729786	0.041657	0.029795	0.092524	0.893762	0.916213	0	4.93E-05	0.916263	0.041657	0.029795	0.092524	1.080238	26.34194	0	0.315023	26.65697	0.006936	0	0.000101	0.007037	0.011193	75.05765
0.108935	0	1.653493	9.951171	0.278872	0	10.23004	33.25391	2.345333	0	35.59924	0	0	0	35.59924	37.85705	2.669983	0	40.52703	0	0	0	40.52703	119.3764	6.809717	0	126.1861	0.598105	0.016761	0	0.614866	1.20744	5800.338
0.054873	0	0.881546	0.062314	0.003704	0	0.066018	0.077191	0.003065	0	0.080256	0	0	0	0.080256	0.918169	0.058601	0	0.97677	0	0	0	0.97677	2.066099	0.166961	0	2.23306	0	0	0	0	0.107053	37.43164
0	12.20123	20.47284	9.329336	0	3.383445	12.71278	42.30678	0	68.95554	111.2623	37.76701	15.88204	40.09017	205.0015	58.09286	0	75.4521	133.545	37.76701	15.88204	40.09017	227.2842	1489.376	0	641.5186	2130.895	1.679129	0	0.063723	1.742853	17.54937	18590.06
0	0	0.012185	0.082493	0	0	0.082493	0.262326	0	0	0.262326	0	0	0	0.262326	0.298641	0	0	0.298641	0	0	0	0.298641	1.861965	0	0	1.861965	0.004961	0	0	0.004961	0.005411	46.77277
0	0	0	0	0	0	0	0	0	0	0	0	0	0	0	0	0	0	0	0	0	0	0	0	0	0	0	0	0	0	0	0	0
0	4.09E-06	4.69E-06	7.49E-07	0	2.06E-06	2.81E-06	1.88E-06	0	1.64E-05	1.82E-05	1.49E-05	3.74E-06	3.54E-06	4.04E-05	2.74E-06	0	1.79E-05	2.06E-05	1.49E-05	3.74E-06	3.54E-06	4.29E-05	0.000282	0	0.000125	0.000407	1.72E-06	0	6.99E-08	1.79E-06	1.2E-05	0.019102
0	1.998623	4.01212	1.925235	0	0.4715	2.396734	11.85726	0	12.00086	23.85812	8.731606	3.583455	9.429678	45.60286	15.36695	0	13.12651	28.49346	8.731606	3.583455	9.429678	50.2382	344.4762	0	124.4282	468.9044	0.214353	0	0.009521	0.223874	2.393683	2387.937
0	0	0.001071	0.006823	0	0	0.006823	0.023054	0	0	0.023054	0	0	0	0.023054	0.026245	0	0	0.026245	0	0	0	0.026245	0.143291	0	0	0.143291	0.00041	0	0	0.00041	0.00029	3.86869
0	0	0	0	0	0	0	0	0	0	0	0	0	0	0	0	0	0	0	0	0	0	0	0	0	0	0

CH4_IDLE	CH4_STRE	CH4_TOTE	N2O_RUN	N2O_IDLE	N2O_STRE	N2O_TOT	ROG_RUN	ROG_IDLE	ROG_STRE	ROG_TOT	ROG_DIU	ROG_HOT	ROG_RUN	ROG_TOT	TOG_RUN	TOG_IDLE	TOG_STRE	TOG_TOT	TOG_DIUR	TOG_HOT	TOG_RUN	TOG_TOT	CO_RUNE				SOx_RUN	SOx_IDLE	SOx_STRE	SOx_TOTE	NH3_RUN	Fuel Consumption
X	X	X	EX	X	X	EX	EX	X	X	EX	RN	SOAK	LOSS	AL	EX	X	X	EX	N	SOAK	LOSS	AL	X	CO_IDLEX	CO_STREX	CO_TOTEX	EX	X	X	X	EX	
0.002028	0	0.203742	1.253076	0.008949	0	1.262025	4.342786	0.043651	0	4.386438	0	0	0	4.386438	4.943974	0.049694	0	4.993668	0	0	0	4.993668	14.55169	0.361805	0	14.91349	0.075363	0.000538	0	0.075902	0.421572	715.5564
0.009578	0.051116	0.125087	0.08022	0.000227	0.054687	0.135134	0.333495	0.037232	0.273433	0.644159	0.222809	0.077879	0.399428	1.344276	0.480797	0.054284	0.299292	0.834373	0.222809	0.077879	0.399428	1.534489	7.458257	0.289425	3.752098	11.49978	0.027792	0.000112	0.000317	0.028221	0.118177	301.016
0.000543	0	0.052704	0.419545	0.003796	0	0.423341	1.122988	0.01169	0	1.134678	0	0	0	1.134678	1.278447	0.013308	0	1.291756	0	0	0	1.291756	3.631888	0.096894	0	3.728781	0.025233	0.000228	0	0.025461	0.116957	240.0302
0	0.424318	1.854384	0.258738	0	0.021576	0.280314	10.83151	0	3.362231	14.19374	4.076487	5.146701	5.262826	28.67976	12.29016	0	3.649854	15.94001	4.076487	5.146701	5.262826	30.42603	115.2045	0	13.20071	128.4052	0.008992	0	0.001036	0.010028	0.032086	106.9586
0	4.846112	7.708272	4.229476	0	1.5361	5.765576	14.73738	0	27.71587	42.45325	7.957636	3.053383	8.024211	61.48848	20.2841	0	30.33764	50.62174	7.957636	3.053383	8.024211	69.65697	519.3073	0	205.7065	725.0139	0.77498	0	0.028096	0.803076	5.151591	8565.972
0	0	0.001273	0.020906	0	0	0.020906	0.027411	0	0	0.027411	0	0	0	0.027411	0.031206	0	0	0.031206	0	0	0	0.031206	0.179958	0	0	0.179958	0.001257	0	0	0.001257	0.000804	11.85379
0	0.001401	0.114579	0.089209	0	0.000496	0.089704	0.720535	0	0.009229	0.729764	1.222775	0.533489	0.008968	2.494996	0.910718	0	0.010047	0.920765	1.222775	0.533489	0.008968	2.685996	23.25834	0	0.086907	23.34524	0.026382	0	7.74E-06	0.02639	0.058446	281.4889
0	0	0.002136	0.055997	0	0	0.055997	0.045983	0	0	0.045983	0	0	0	0.045983	0.052348	0	0	0.052348	0	0	0	0.052348	0.182857	0	0	0.182857	0.003368	0	0	0.003368	0.010232	31.74991
0.012032	0.151945	0.414046	0.240977	0.000266	0.034081	0.275324	1.559952	0.061017	1.205145	2.826115	0.40774	0.208848	0.945169	4.387873	2.062915	0.08457	1.311043	3.458528	0.40774	0.208848	0.945169	5.020286	41.03977	0.864337	9.230118	51.13423	0.046584	0.000345	0.00089	0.047818	0.107281	510.0467
0.023671	0	0.296776	1.961616	0.110554	0	2.07217	5.879889	0.509623	0	6.389512	0	0	0	6.389512	6.693806	0.580167	0	7.273973	0	0	0	7.273973	16.45818	3.559861	0	20.01805	0.117901	0.006645	0	0.124546	0.317849	1174.901
0.0052	0	0.011404	0.002326	0.000269	0	0.002594	8.86E-05	7.43E-05	0	0.000163	0	0	0	0.000163	0.006332	0.005307	0	0.011639	0	0	0	0.011639	0.033517	0.005292	0	0.038809	0	0	0	0	0.013018	1.470908
0.003529	0.019836	0.061557	0.059511	8.71E-05	0.011252	0.07085	0.194694	0.014117	0.122911	0.331722	0.039546	0.01685	0.050562	0.438681	0.274893	0.020443	0.134193	0.429529	0.039546	0.01685	0.050562	0.536487	5.402094	0.10875	1.855323	7.366166	0.019481	7.4E-05	0.000141	0.019696	0.047928	210.0846
0.001962	0	0.03264	0.150011	0.005152	0	0.155163	0.660488	0.042232	0	0.70272	0	0	0	0.70272	0.751916	0.048078	0	0.799994	0	0	0	0.799994	1.887304	0.19176	0	2.079064	0.009016	0.00031	0	0.009326	0.02039	87.9762
0.00138	0	0.010151	0.003157	7.13E-05	0	0.003228	0.000125	1.97E-05	0	0.000145	0	0	0	0.000145	0.008952	0.001408	0	0.01036	0	0	0	0.01036	0.04507	0.001404	0	0.046474	0	0	0	0	0.01723	1.830509
0.009524	0.003605	0.06206	0.023359	0.000268	0.000692	0.024318	0.3404	0.049376	0.02701	0.416786	0.035781	0.016446	0.031094	0.500108	0.427637	0.069233	0.029408	0.526278	0.035781	0.016446	0.031094	0.609599	8.395183	0.374023	0.334464	9.10367	0.0021	0.00013	1.54E-05	0.002246	0.008224	23.95635
0.001859	0	0.020813	0.092321	0.007762	0	0.100082	0.408068	0.040021	0	0.44809	0	0	0	0.44809	0.464555	0.045561	0	0.510116	0	0	0	0.510116	1.028405	0.275822	0	1.304228	0.005549	0.000467	0	0.006015	0.013809	56.74573
0.011913	0	0.086385	0.005291	0.000615	0	0.005906	0.001064	0.00017	0	0.001234	0	0	0	0.001234	0.076005	0.012158	0	0.088163	0	0	0	0.088163	0.268672	0.012124	0	0.280796	0	0	0	0	0.016073	3.348757
0	0.000902	0.00213	0.003654	0	0.000695	0.004349	0.004521	0	0.003953	0.008475	0.001639	0.000449	0.00101	0.011572	0.006598	0	0.004328	0.010926	0.001639	0.000449	0.00101	0.014024	0.092893	0	0.068489	0.161382	0.003251	0	7.49E-06	0.003259	0.008506	34.75772
0	0	0.003746	0.143063	0	0	0.143063	0.080657	0	0	0.080657	0	0	0	0.080657	0.091822	0	0	0.091822	0	0	0	0.091822	0.498411	0	0	0.498411	0.008604	0	0	0.008604	0.015171	81.11522
0	0	0	0	0	0	0	0	0	0	0	0	0	0	0	0	0	0	0	0	0	0	0	0	0	0	0	0	0	0	0	0	0
0	0	5.207299	0.300335	0	0	0.300335	0.877342	0	0	0.877342	0	0	0	0.877342	6.229358	0	0	6.229358	0	0	0	6.229358	15.26316	0	0	15.26316	0	0	0	0	0.749785	170.2871
0	1.23E-05	0.091965	0.063182	0	0.000565	0.063748	0.669211	0	6.57E-05	0.669277	0.038531	0.026751	0.08532	0.819879	0.842057	0	7.2E-05	0.842129	0.038531	0.026751	0.08532	0.992731	24.31255	0	0.302098	24.61465	0.006613	0	9.28E-05	0.006706	0.010751	71.53209
0.10803	0	1.6082	10.08432	0.306004	0	10.39032	32.29824	2.325853	0	34.6241	0	0	0	34.6241	36.76909	2.647806	0	39.4169	0	0	0	39.4169	117.1451	7.611276	0	124.7564	0.606107	0.018392	0	0.624499	1.620104	5891.214
0.076893	0	1.091524	0.07866	0.00503	0	0.08369	0.078959	0.003338	0	0.082297	0	0	0	0.082297	1.108948	0.081027	0	1.189975	0	0	0	1.189975	3.032207	0.214936	0	3.247143	0	0	0	0.147459	47.45127
0	11.45734	18.89576	8.51329	0	3.25732	11.77061	37.67101	0	64.24825	101.9193	36.2788	14.69479	36.46046	189.3533	51.95543	0	70.3054	122.2608	36.2788	14.69479	36.46046	209.6949	1358.561	0	593.0614	1951.622	1.657326	0	0.061976	1.719302	16.59511	18338.86
0	0	0.011037	0.097527	0	0	0.097527	0.237625	0	0	0.237625	0	0	0	0.237625	0.27052	0	0	0.27052	0	0	0	0.27052	1.773109	0	0	1.773109	0.005866	0	0	0.005866	0.006702	55.29714
0	0	0	0	0	0	0	0	0	0	0	0	0	0	0	0	0	0	0	0	0	0	0	0	0	0	0	0	0	0	0	0	0
0	0.000209	0.00024	3.85E-05	0	0.000106	0.000144	9.62E-05	0	0.000835	0.000931	0.000765	0.000191	0.000181	0.002068	0.00014	0	0.000914	0.001054	0.000765	0.000191	0.000181	0.002192	0.014476	0	0.006397	0.020873	8.84E-05	0	3.72E-06	9.21E-05	0.000615	0.982532
0	1.840426	3.651467	1.734851	0	0.436028	2.170879	10.59007	0	11.02497	21.61504	8.3096	3.297366	8.634123	41.85613	13.78107	0	12.05983	25.8409	8.3096	3.297366	8.634123	46.08199	309.3524	0	112.9547	422.3071	0.199056	0	0.00882	0.207876	2.186028	2217.304
0	0	0.000993	0.006398	0	0	0.006398	0.021379	0	0	0.021379	0	0	0	0.021379	0.024339	0	0	0.024339	0	0	0	0.024339	0.132935	0	0	0.132935	0.000385	0	0	0.000385	0.000271	3.627616
0	0	0	0	0	0	0	0	0	0	0	0	0	0	0	0	0	0	0	0	0	0	0	0	0	0	0	0	0	0	0	0	0
0	4.776137	7.900886	4.606822	0	1.694455	6.301276	16.21326	0	26.83837	43.05163	11.34872	4.436524	11.32813	70.165	22.17769	0	29.37509	51.55278	11.34872	4.436524	11.32813	78.66615	595.093	0	247.5994	842.6924	0.777954	0	0.028787	0.806742	5.99708	8605.074
0	0	0.000144	0.001138	0	0	0.001138	0.003107	0	0	0.003107	0	0	0	0.003107	0.003537	0	0	0.003537	0	0	0	0.003537	0.018765	0	0	0.018765	6.85E-05	0	0	6.85E-05	5.11E-05	0.645475
0.071119	0.401184	1.060165	0.639832	0.001675	0.397153	1.03866	3.156221	0.281963	2.189678	5.627862	2.008328	0.701928	3.491219	11.82934	4.506483	0.410652	2.395972	7.313107	2.008328	0.701928	3.491219	13.51458	68.7626	2.191638	27.91557	98.86981	0.180723	0.000737	0.002145	0.183605	0.850156	1958.418
0.002	0	0.197571	1.224574	0.008827	0	1.233401	4.210519	0.04306	0	4.253579	0	0	0	4.253579	4.793396	0.049021	0	4.842417	0	0	0	4.842417	14.0201	0.356903	0	14.377	0.073649	0.000531	0	0.07418	0.518871	699.3268
0.009609	0.051176	0.119842	0.075425	0.000228	0.055998	0.13165	0.305314	0.037312	0.272549	0.615175	0.225165	0.077467	0.388275	1.306082	0.439841	0.054401	0.298326	0.792568	0.225165	0.077467	0.388275	1.483475	6.896786	0.2899	3.686051	10.87274	0.027157	0.000112	0.000315	0.027585	0.116767	294.2312
0.000546	0	0.051538	0.424831	0.003823	0	0.428655	1.09784	0.011753	0	1.109593	0	0	0	1.109593	1.249818	0.01338	0	1.263198	0	0	0	1.263198	3.497796	0.097413	0	3.595209	0.025551	0.00023	0	0.02578	0.172348	243.0431
0	0.41705	1.759798	0.245988	0	0.021091	0.267079	10.11482	0	3.299009	13.41383	4.043274	5.21347	5.340413	28.01099	11.5078	0	3.581451	15.08925	4.043274	5.21347	5.340413	29.6864	107.991	0	13.23747	121.2284	0.008755	0	0.001023	0.009778	0.031964	104.2996
0	4.683242	7.373159	4.008491	0	1.488222	5.496714	13.76461	0	26.75594	40.52055	7.964971	3.031217	7.685944	59.20268	19.00588	0	29.28752	48.29339	7.964971	3.031217	7.685944	66.97553	488.3245	0	195.6242	683.9486	0.756328	0	0.027533	0.783862	4.920642	8361.024
0	0	0.0012	0.03235	0	0	0.03235	0.025826	0	0	0.025826	0	0	0	0.025826	0.029401	0	0	0.029401	0	0	0	0.029401	0.189067	0	0	0.189067	0.001946	0	0	0.001946	0.001293	18.34219
0	0.001281	0.101235	0.080102	0	0.000473	0.080575	0.632497	0	0.008336	0.640833	1.143133	0.487845	0.008261	2.280072	0.801121	0	0.009076	0.810197	1.143133	0.487845	0.008261	2.449435	20.28022	0	0.080578	20.36079	0.024523	0	7.17E-06	0.02453	0.054698	261.6453
0	0	0.002073	0.053918	0	0	0.053918	0.044621	0	0	0.044621	0	0	0	0.044621	0.050799	0	0	0.050799	0	0	0	0.050799	0.176847	0	0	0.176847	0.003243	0	0	0.003243	0.011412	30.57076
0.012062	0.140256	0.375835	0.21974	0.000274	0.033687	0.253701	1.386115	0.059609	1.099485	2.545209	0.380263	0.187759	0.868623	3.981854	1.836568	0.08306	1.196321	3.115949	0.380263	0.187759	0.868623	4.552594	36.4231	0.847201	8.902076	46.17238	0.04621	0.000337	0.000841	0.047387	0.107328	505.4555
0.022307	0	0.294311	1.989555	0.110506	0	2.100061	5.856182	0.480257	0	6.336439	0	0	0	6.336439	6.666818	0.546736	0	7.213554	0	0	0	7.213554	16.46506	3.433206	0	19.89826	0.11958	0.006642	0	0.126222	0.401312	1190.715
0.007156	0	0.015721	0.00318	0.00037	0	0.00355	0.000122	0.000102	0	0.000225	0	0	0	0.000225	0.008741	0.007304	0	0.016045	0	0	0	0.016045	0.045773	0.007284	0	0.053057	0	0	0	0	0.017713	2.01268
0.003388	0.018557	0.056828	0.054247	8.42E-05	0.010663	0.064994	0.177579	0.013511	0.114092	0.305182	0.03748	0.015633	0.046695	0.40499	0.251187	0.019579	0.124586	0.395351	0.03748	0.015633	0.046695	0.495159	4.821485	0.104119	1.773509	6.699114	0.018258	7.08E-05	0.000134	0.018462	0.04493	196.9258
0.001796	0	0.031998	0.152104	0.005137	0	0.15724	0.65024	0.038662	0	0.688902	0	0	0	0.688902	0.740249	0.044013	0	0.784263	0	0	0	0.784263	1.854263	0.184613	0	2.038876	0.009142	0.000309	0	0.009451	0.026063	89.15371
0.001469	0	0.01141	0.003579	7.59E-05	0	0.003655	0.000142	2.1E-05	0	0.000163	0	0	0	0.000163	0.010146	0.001499	0	0.011645	0	0	0	0.011645	0.05109	0.001495	0	0.052585	0	0	0	0.019531	2.072144
0.009955	0.003563	0.058489	0.022077	0.00029	0.000755	0.023122	0.314134	0.050674	0.026478	0.391287	0.033874	0.015656	0.028958	0.469775	0.391899	0.071203	0.028831	0.491933	0.033874	0.015656	0.028958	0.570422	7.847658	0.383867	0.325875	8.5574	0.00214	0.000133	1.53E-05	0.002288	0.008623	24.40103
0.001719	0	0.020115	0.092344	0.007948	0	0.100292	0.396077	0.036999	0	0.433076	0	0	0	0.433076	0.450903	0.042121	0	0.493024	0	0	0	0.493024	1.001917	0.267275	0	1.269192	0.00555	0.000478	0	0.006028	0.016232	56.86458
0.017035	0	0.127672	0.007853	0.00088	0	0.008733	0.001581	0.000243	0	0.001824	0	0	0	0.001824	0.112913	0.017386	0	0.130298	0	0	0	0.130298	0.399432	0.017338	0	0.41677	0	0	0	0.023686	4.95164
0	0.000996	0.002183	0.003798	0	0.000759	0.004557	0.004303	0	0.004318	0.008621	0.001661	0.000462	0.001003	0.011746	0.006278	0	0.004728	0.011006	0.001661	0.000462	0.001003	0.014132	0.088857	0	0.074608	0.163466	0.003463	0	8.27E-06	0.003472	0.00895	37.02866
0	0	0.003403	0.130727	0	0	0.130727	0.073259	0	0	0.073259	0	0	0	0.073259	0.0834	0	0	0.0834	0	0	0	0.0834	0.428694	0	0	0.428694	0.007862	0	0	0.007862	0.01433	74.12094
0	0	0	0	0	0	0	0	0	0	0	0	0	0	0	0	0	0	0	0	0	0	0	0	0	0	0	0	0	0	0	0	0
0	0	4.458521	0.284672	0	0	0.284672	0.730579	0	0	0.730579	0	0	0	0.730579	5.310149	0	0	5.310149	0	0	0	5.310149	14.67856	0	0	14.67856	0	0	0	0	0.697773	161.4061
0	4.04E-06	0.081719	0.057827	0	0.00048	0.058307	0.586208	0	2.15E-05	0.58623	0.033858	0.022079	0.075028	0.717196	0.743136	0	2.36E-05	0.74316	0.033858	0.022079	0.075028	0.874126	21.20322	0	0.279751	21.48297	0.006124	0	8.04E-05	0.006204	0.010082	66.17415
0.104365	0	1.427734	9.949835	0.359156	0	10.30899	28.49176	2.246959	0	30.73872	0	0	0	30.73872	32.4357	2.557992	0	34.99369	0	0	0	34.99369	104.4408	8.683874	0	113.1247	0.598024	0.021587	0	0.619611	2.17396	5845.101
0.100618	0	1.293761	0.096194	0.006475	0	0.102669	0.078908	0.003631	0	0.082539	0	0	0	0.082539	1.288169	0.105187	0	1.393355	0	0	0	1.393355	4.05497	0.268964	0	4.323934	0	0	0	0.195495	58.21237
0	10.8262	17.51568	7.811703	0	3.174216	10.98592	33.43141	0	60.08964	93.52105	35.15224	13.65946	33.5132	175.8459	46.36077	0	65.75959	112.1204	35.15224	13.65946	33.5132	194.4453	1248.007	0	551.9867	1799.993	1.665239	0	0.061112	1.726351	15.97302	18414.04
0	0	0.010144	0.113318	0	0	0.113318	0.218391	0	0	0.218391	0	0	0	0.218391	0.248624	0	0	0.248624	0	0	0	0.248624	1.720213	0	0	1.720213	0.006815	0	0	0.006815	0.008099	64.25052
0	0	0	0	0	0	0	0	0	0	0	0	0	0	0	0	0	0	0	0	0	0	0	0	0	0	0	0	0	0	0	0	0
0	0.001998	0.002295	0.000371	0	0.001011	0.001381	0.000923	0	0.007977	0.0089	0.007308	0.001824	0.001727	0.019758	0.001347	0	0.008733	0.01008	0.007308	0.001824	0.001727	0.020939	0.139189	0	0.061148	0.200338	0.00085	0	3.41E-05	0.000884	0.005927	9.432893
0	1.715276	3.356656	1.579776	0	0.411742	1.991518	9.52068	0	10.22994	19.75062	7.969693	3.064699	7.97678	38.76179	12.44317	0	11.19086	23.63403	7.969693	3.064699	7.97678	42.6452	281.2161	0	103.7141	384.9302	0.192271	0	0.008392	0.200663	2.046014	2140.364
0	0	0.000921	0.00612	0	0	0.00612	0.019835	0	0	0.019835	0	0	0	0.019835	0.022581	0	0	0.022581	0	0	0	0.022581	0.123895	0	0	0.123895	0.000368	0	0	0.000368	0.000258	3.469749
0	0	0	0	0	0	0	0	0	0	0	0	0	0	0	0	0	0	0	0	0	0	0	0	0	0	0	0	0	0	0	0	0
0	4.582319	7.472028	4.292681	0	1.642243	5.934923	14.88019	0	25.56593	40.44612	11.32054	4.296054	10.6876	66.75031	20.41512	0	27.98311	48.39823	11.32054	4.296054	10.6876	74.70242	556.4528	0	233.6896	790.1424	0.780694	0	0.028583	0.809277	5.816426	8632.117
0	0	0.000233	0.007149	0	0	0.007149	0.005006	0	0	0.005006	0	0	0	0.005006	0.005699	0	0	0.005699	0	0	0	0.005699	0.032344	0	0	0.032344	0.00043	0	0	0.00043	0.000376	4.05327
0.068346	0.385632	0.972621	0.581621	0.001605	0.388762	0.971988	2.775114	0.270991	2.094805	5.14091	1.943335	0.671274	3.276579	11.0321	3.962889	0.394725	2.292263	6.649877	1.943335	0.671274	3.276579	12.54106	60.60432	2.105562	26.12674	88.83661	0.169199	0.000707	0.002046	0.171953	0.800318	1834.125
0.001969	0	0.191846	1.186542	0.008688	0	1.19523	4.08795	0.042381	0	4.13033	0	0	0	4.13033	4.653859	0.048248	0	4.702106	0	0	0	4.702106	13.53781	0.351273	0	13.88908	0.071362	0.000523	0	0.071884	0.581983	677.6843
0.009705	0.051298	0.115266	0.071223	0.00023	0.057617	0.12907	0.278989	0.037621	0.271492	0.588102	0.226751	0.076557	0.377319	1.268728	0.402549	0.05486	0.297184	0.754593	0.226751	0.076557	0.377319	1.43522	6.353476	0.292204	3.654892	10.30057	0.026795	0.000113	0.000316	0.027223	0.116459	290.3768
0.000556	0	0.050854	0.435603	0.003902	0	0.439505	1.082893	0.011973	0	1.094866	0	0	0	1.094866	1.232802	0.013631	0	1.246432	0	0	0	1.246432	3.407869	0.099239	0	3.507108	0.026198	0.000235	0	0.026433	0.230059	249.1953
0	0.41051	1.684769	0.237222	0	0.020668	0.25789	9.529724	0	3.239181	12.76891	4.015264	5.312902	5.449156	27.54623	10.87568	0	3.516748	14.39242	4.015264	5.312902	5.449156	29.16975	102.0783	0	13.30345	115.3817	0.008712	0	0.001013	0.009725	0.032713	103.7352
0	4.523926	7.044277	3.791238	0	1.444884	5.236122	12.81836	0	25.79216	38.61052	8.099314	3.034637	7.456956	57.20143	17.74888	0	28.23307	45.98195	8.099314	3.034637	7.456956	64.57286	459.1675	0	186.0233	645.1908	0.744068	0	0.027123	0.771191	4.72827	8225.875
0	0	0.00132	0.050865	0	0	0.050865	0.028427	0	0	0.028427	0	0	0	0.028427	0.032363	0	0	0.032363	0	0	0	0.032363	0.239987	0	0	0.239987	0.003059	0	0	0.003059	0.002088	28.83993
0	0.001169	0.088828	0.072401	0	0.000459	0.07286	0.548779	0	0.007477	0.556257	1.075201	0.445839	0.007646	2.084942	0.697927	0	0.008142	0.706069	1.075201	0.445839	0.007646	2.234755	17.48743	0	0.07558	17.56301	0.023155	0	6.67E-06	0.023162	0.052092	247.0566
0	0	0.002038	0.052593	0	0	0.052593	0.043867	0	0	0.043867	0	0	0	0.043867	0.049939	0	0	0.049939	0	0	0	0.049939	0.173509	0	0	0.173509	0.003163	0	0	0.003163	0.012703	29.8196
0.011971	0.128802	0.341383	0.201771	0.000276	0.033139	0.235187	1.231393	0.057964	0.995794	2.285151	0.354228	0.167499	0.798158	3.605036	1.639188	0.081194	1.083775	2.804158	0.354228	0.167499	0.798158	4.124043	32.26806	0.826739	8.711849	41.80665	0.045242	0.000327	0.000794	0.046363	0.105788	494.525
0.021027	0	0.279767	1.961947	0.110466	0	2.072413	5.570581	0.452716	0	6.023297	0	0	0	6.023297	6.341683	0.515383	0	6.857065	0	0	0	6.857065	15.74074	3.328509	0	19.06925	0.117921	0.006639	0	0.12456	0.512147	1175.039
0.008834	0	0.020192	0.00427	0.000456	0	0.004727	0.000162	0.000126	0	0.000289	0	0	0	0.000289	0.011591	0.

CH4_IDLEX	CH4_STREX	CH4_TOTEX	N2O_RUNEX	N2O_IDLEX	N2O_STREX	N2O_TOTEX	ROG_RUNEX	ROG_IDLEX	ROG_STREX	ROG_TOTEX	ROG_DIURN	ROG_HOTSOAK	ROG_RUNLOSS	ROG_TOTAL	TOG_RUNEX	TOG_IDLEX	TOG_STREX	TOG_TOTEX	TOG_DIURN	TOG_HOTSOAK	TOG_RUNLOSS	TOG_TOTAL	CO_RUNEX	CO_IDLEX	CO_STREX	CO_TOTEX	SOx_RUNEX	SOx_IDLEX	SOx_STREX	SOx_TOTEX	NH3_RUNEX	Fuel Consumption
0.001266	0	0.015331	0.091378	0.008261	0	0.099639	0.30282	0.027263	0	0.330082	0	0	0	0.330082	0.344737	0.031036	0	0.375774	0	0	0	0.375774	0.76371	0.206663	0	0.970374	0.005492	0.000496	0	0.005989	0.019129	56.49419
0.018661	0	0.140325	0.008634	0.000964	0	0.009598	0.001738	0.000267	0	0.002005	0	0	0	0.002005	0.124167	0.019045	0	0.143212	0	0	0	0.143212	0.439324	0.018993	0	0.458317	0	0	0	0	0.025995	5.442055
0	0.001062	0.002319	0.004251	0	0.000806	0.005058	0.004581	0	0.004568	0.009149	0.001819	0.00051	0.001016	0.012493	0.006684	0	0.005001	0.011685	0.001819	0.00051	0.001016	0.01503	0.10315	0	0.07828	0.181431	0.003696	0	8.73E-06	0.003704	0.009663	39.51193
0	0	0.0031	0.123963	0	0	0.123963	0.066736	0	0	0.066736	0	0	0	0.066736	0.075974	0	0	0.075974	0	0	0	0.075974	0.38328	0	0	0.38328	0.007455	0	0	0.007455	0.016504	70.28562
0	0	0	0	0	0	0	0	0	0	0	0	0	0	0	0	0	0	0	0	0	0	0	0	0	0	0	0	0	0	0	0	0
0	0	4.342128	0.299432	0	0	0.299432	0.697685	0	0	0.697685	0	0	0	0.697685	5.155752	0	0	5.155752	0	0	0	5.155752	15.85118	0	0	15.85118	0	0	0	0	0.725503	169.7749
0	1.78E-06	0.070453	0.049588	0	0.000505	0.050093	0.502665	0	9.42E-06	0.502675	0.029088	0.017745	0.064429	0.613937	0.640242	0	1.03E-05	0.640252	0.029088	0.017745	0.064429	0.751515	17.93039	0	0.2422	18.17259	0.005297	0	6.76E-05	0.005365	0.008764	57.22049
0.087588	0	1.1537	10.45781	0.412217	0	10.87002	22.9531	1.885742	0	24.83885	0	0	0	24.83885	26.13036	2.146774	0	28.27713	0	0	0	28.27713	85.56305	9.117847	0	94.6809	0.628555	0.024776	0	0.653331	3.154159	6163.201
0.172024	0	1.792407	0.152236	0.010402	0	0.162639	0.088578	0.0048	0	0.093378	0	0	0	0.093378	1.728261	0.178231	0	1.906493	0	0	0	1.906493	6.623277	0.37788	0	7.001157	0	0	0	0	0.36845	92.21459
0	10.24579	16.27655	7.13949	0	3.10504	10.24453	29.98688	0	56.32241	86.30929	34.41031	13.08413	31.10859	164.9123	41.63218	0	61.63802	103.2702	34.41031	13.08413	31.10859	181.8732	1144.893	0	514.9035	1659.796	1.685211	0	0.060807	1.746018	15.45693	18623.82
0	0	0.009429	0.132761	0	0	0.132761	0.203004	0	0	0.203004	0	0	0	0.203004	0.231106	0	0	0.231106	0	0	0	0.231106	1.699127	0	0	1.699127	0.007985	0	0	0.007985	0.009859	75.27425
0	0	0	0	0	0	0	0	0	0	0	0	0	0	0	0	0	0	0	0	0	0	0	0	0	0	0	0	0	0	0	0	0
0	0.00545	0.006252	0.001001	0	0.002754	0.003755	0.002495	0	0.021787	0.024281	0.019962	0.004978	0.004716	0.053937	0.00364	0	0.023854	0.027494	0.019962	0.004978	0.004716	0.05715	0.37637	0	0.167034	0.543404	0.002299	0	9.14E-05	0.00239	0.016034	25.49344
0	1.610508	3.098821	1.443797	0	0.393771	1.837568	8.552571	0	9.553187	18.10576	7.719401	2.87354	7.451266	36.14997	11.2314	0	10.45119	21.68259	7.719401	2.87354	7.451266	39.72679	256.6121	0	95.82551	352.4376	0.188353	0	0.008087	0.19644	1.93806	2095.323
0	0	0.000856	0.00601	0	0	0.00601	0.018425	0	0	0.018425	0	0	0	0.018425	0.020975	0	0	0.020975	0	0	0	0.020975	0.115368	0	0	0.115368	0.000361	0	0	0.000361	0.000254	3.407496
0	0	0	0	0	0	0	0	0	0	0	0	0	0	0	0	0	0	0	0	0	0	0	0	0	0	0	0	0	0	0	0	0
0	4.424946	7.088457	3.985521	0	1.60912	5.594641	13.60602	0	24.43978	38.0458	11.37069	4.202733	10.19024	63.80946	18.71219	0	26.75115	45.46334	11.37069	4.202733	10.19024	71.227	520.9627	0	222.1933	743.1559	0.79736	0	0.028837	0.826197	5.714961	8812.588
0	0	0.000335	0.012469	0	0	0.012469	0.007217	0	0	0.007217	0	0	0	0.007217	0.008216	0	0	0.008216	0	0	0	0.008216	0.048035	0	0	0.048035	0.00075	0	0	0.00075	0.000669	7.070076
0.067012	0.376671	0.907136	0.532945	0.001575	0.389394	0.923914	2.476083	0.265299	2.037678	4.77906	1.890426	0.647429	3.105898	10.42281	3.53185	0.38645	2.229786	6.148086	1.890426	0.647429	3.105898	11.79184	54.32404	2.060325	25.08183	81.4662	0.162067	0.000691	0.001992	0.164749	0.77414	1757.291
0.001986	0	0.188782	1.196254	0.008764	0	1.205019	4.021614	0.042752	0	4.064367	0	0	0	4.064367	4.578341	0.048671	0	4.627011	0	0	0	4.627011	13.22024	0.354353	0	13.57459	0.071946	0.000527	0	0.072473	0.707558	683.2343
0.009848	0.051488	0.110736	0.066693	0.000234	0.059403	0.126331	0.253072	0.038071	0.270972	0.562115	0.226054	0.075401	0.363934	1.227505	0.365087	0.055519	0.29662	0.717226	0.226054	0.075401	0.363934	1.382615	5.832879	0.295547	3.641612	9.770037	0.026573	0.000114	0.000318	0.027004	0.116919	288.0402
0.000576	0	0.05067	0.452878	0.004051	0	0.456928	1.078491	0.012409	0	1.090901	0	0	0	1.090901	1.227791	0.014127	0	1.241918	0	0	0	1.241918	3.351244	0.102855	0	3.454099	0.027237	0.000244	0	0.027481	0.289718	259.0741
0	0.402511	1.613936	0.229399	0	0.020196	0.249595	8.985069	0	3.165594	12.15066	3.976771	5.406124	5.552106	27.08566	10.28953	0	3.437129	13.72666	3.976771	5.406124	5.552106	28.66167	96.5451	0	13.34657	109.8917	0.008696	0	0.001001	0.009697	0.033549	103.4357
0	4.345016	6.68715	3.551954	0	1.397584	4.949539	11.85368	0	24.71943	36.57311	8.147868	3.014345	7.215741	54.95107	16.44772	0	27.05922	43.50694	8.147868	3.014345	7.215741	61.8849	428.8668	0	176.0392	604.906	0.724652	0	0.026506	0.751158	4.508789	8012.19
0	0	0.001317	0.060818	0	0	0.060818	0.028352	0	0	0.028352	0	0	0	0.028352	0.032277	0	0	0.032277	0	0	0	0.032277	0.261343	0	0	0.261343	0.003658	0	0	0.003658	0.002528	34.48331
0	0.001088	0.07868	0.065608	0	0.000449	0.066058	0.482328	0	0.006866	0.489194	1.01212	0.410846	0.0071	1.91926	0.614512	0	0.007477	0.621989	1.01212	0.410846	0.0071	2.052056	15.24391	0	0.071095	15.31501	0.021922	0	6.28E-06	0.021929	0.049656	233.9002
0	0	0.002003	0.052284	0	0	0.052284	0.043126	0	0	0.043126	0	0	0	0.043126	0.049096	0	0	0.049096	0	0	0	0.049096	0.169604	0	0	0.169604	0.003144	0	0	0.003144	0.015773	29.64439
0.01233	0.121269	0.314575	0.185851	0.000292	0.033955	0.220098	1.101759	0.058151	0.924014	2.083923	0.332981	0.150344	0.741485	3.308734	1.472741	0.081918	1.005893	2.560552	0.332981	0.150344	0.741485	3.785362	28.76256	0.832261	8.629139	38.22396	0.046122	0.000328	0.000767	0.047217	0.108727	503.6423
0.014915	0	0.246119	2.0909	0.111901	0	2.202801	4.977776	0.321109	0	5.298885	0	0	0	5.298885	5.666819	0.365559	0	6.032378	0	0	0	6.032378	14.4827	2.724364	0	17.20707	0.125671	0.006726	0	0.132397	0.702928	1248.968
0.009712	0	0.022732	0.004861	0.000501	0	0.005362	0.000186	0.000139	0	0.000325	0	0	0	0.000325	0.013288	0.009912	0	0.0232	0	0	0	0.0232	0.07	0.009885	0	0.079885	0	0	0	0.027319	3.040175
0.003507	0.017573	0.051084	0.046535	8.98E-05	0.011021	0.057647	0.152188	0.013762	0.104908	0.270859	0.036985	0.014373	0.043598	0.365814	0.216186	0.01998	0.114607	0.350773	0.036985	0.014373	0.043598	0.445729	3.950602	0.106174	1.740067	5.796843	0.018248	7.2E-05	0.000132	0.018452	0.044934	196.8196
0.001428	0	0.027421	0.159275	0.005105	0	0.164381	0.559622	0.030743	0	0.590365	0	0	0	0.590365	0.637087	0.034998	0	0.672085	0	0	0	0.672085	1.59372	0.164304	0	1.758024	0.009573	0.000307	0	0.00988	0.052902	93.20231
0.001676	0	0.014478	0.004482	8.65E-05	0	0.004568	0.000183	2.39E-05	0	0.000207	0	0	0	0.000207	0.013066	0.00171	0	0.014776	0	0	0	0.014776	0.063784	0.001705	0	0.06549	0	0	0	0	0.023938	2.590203
0.010361	0.001607	0.023157	0.010684	0.000345	0.000911	0.011941	0.062709	0.047086	0.00999	0.119785	0.013346	0.004098	0.010676	0.147905	0.088962	0.068585	0.010931	0.168478	0.013346	0.004098	0.010676	0.196598	1.538094	0.365498	0.258927	2.162519	0.001842	0.000122	1.21E-05	0.001977	0.009089	21.08427
0.000896	0	0.011535	0.096548	0.008413	0	0.104961	0.229059	0.019289	0	0.248348	0	0	0	0.248348	0.260766	0.021959	0	0.282725	0	0	0	0.282725	0.576866	0.152632	0	0.729498	0.005803	0.000506	0	0.006309	0.023229	59.51185
0.025924	0	0.207865	0.012855	0.001332	0	0.014187	0.0026	0.00037	0	0.00297	0	0	0	0.00297	0.185684	0.026458	0	0.212142	0	0	0	0.212142	0.657869	0.026385	0	0.684254	0	0	0	0	0.038296	8.043798
0	0.001175	0.002471	0.004477	0	0.000878	0.005355	0.004762	0	0.005048	0.00981	0.001954	0.000548	0.001061	0.013373	0.006949	0	0.005527	0.012475	0.001954	0.000548	0.001061	0.016039	0.112456	0	0.0872	0.199655	0.003907	0	9.66E-06	0.003917	0.01022	41.77647
0	0	0.002844	0.116253	0	0	0.116253	0.061233	0	0	0.061233	0	0	0	0.061233	0.069709	0	0	0.069709	0	0	0	0.069709	0.344059	0	0	0.344059	0.006992	0	0	0.006992	0.017876	65.91456
0	0	0	0	0	0	0	0	0	0	0	0	0	0	0	0	0	0	0	0	0	0	0	0	0	0	0	0	0	0	0	0	0
0	0	4.399823	0.358362	0	0	0.358362	0.667639	0	0	0.667639	0	0	0	0.667639	5.179443	0	0	5.179443	0	0	0	5.179443	19.52319	0	0	19.52319	0	0	0	0	0.829829	203.188
0	2.13E-06	0.039733	0.029391	0	0.000329	0.029721	0.286413	0	1.13E-05	0.286424	0.018682	0.010616	0.041193	0.356915	0.361157	0	1.23E-05	0.361169	0.018682	0.010616	0.041193	0.43166	11.35109	0	0.154407	11.5055	0.003321	0	4.15E-05	0.003362	0.005507	35.86272
0.077884	0	0.752968	10.50448	0.494383	0	10.99887	14.53436	1.676825	0	16.21119	0	0	0	16.21119	16.54627	1.908938	0	18.4552	0	0	0	18.4552	53.9484	11.18505	0	65.13345	0.631361	0.029714	0	0.661075	4.00944	6236.254
0.201205	0	1.95038	0.164437	0.01195	0	0.176387	0.084763	0.005026	0	0.08979	0	0	0	0.08979	1.85326	0.207796	0	2.061056	0	0	0	2.061056	7.488276	0.435006	0	7.923282	0	0	0	0	0.408567	100.0095
0	9.602256	14.91508	6.495135	0	3.031916	9.527052	25.8686	0	52.00201	77.8706	33.03493	11.98365	28.54496	151.4341	36.19482	0	56.91499	93.10981	33.03493	11.98365	28.54496	166.6733	1040.067	0	474.7735	1514.841	1.707003	0	0.060054	1.767057	15.04248	18848.24
0	0	0.008726	0.157118	0	0	0.157118	0.187855	0	0	0.187855	0	0	0	0.187855	0.21386	0	0	0.21386	0	0	0	0.21386	1.677792	0	0	1.677792	0.009449	0	0	0.009449	0.012027	89.08439
0	0	0	0	0	0	0	0	0	0	0	0	0	0	0	0	0	0	0	0	0	0	0	0	0	0	0	0	0	0	0	0	0
0	0.010493	0.012029	0.00192	0	0.0053	0.00722	0.004783	0	0.041961	0.046744	0.038464	0.009588	0.009084	0.10388	0.006979	0	0.045942	0.052921	0.038464	0.009588	0.009084	0.110057	0.722157	0	0.321718	1.043875	0.004411	0	0.000175	0.004587	0.030792	48.92323
0	1.474821	2.686878	1.283424	0	0.374871	1.658295	6.526319	0	8.601501	15.12782	7.193482	2.45314	6.77344	31.54788	8.849794	0	9.413029	18.26282	7.193482	2.45314	6.77344	34.68289	216.6	0	86.04022	302.6402	0.184808	0	0.007661	0.192468	1.850419	2052.956
0	0	0.000742	0.005235	0	0	0.005235	0.015977	0	0	0.015977	0	0	0	0.015977	0.018189	0	0	0.018189	0	0	0	0.018189	0.100758	0	0	0.100758	0.000315	0	0	0.000315	0.000222	2.968011
0	0	0	0	0	0	0	0	0	0	0	0	0	0	0	0	0	0	0	0	0	0	0	0	0	0	0	0	0	0	0	0	0
0	4.263586	6.715043	3.709451	0	1.576067	5.285518	12.39556	0	23.28086	35.67642	11.42454	4.08739	9.790037	60.97839	17.09696	0	25.48326	42.58022	11.42454	4.08739	9.790037	67.88219	488.1786	0	210.6908	698.8694	0.813461	0	0.028942	0.842403	5.64359	8985.447
0	0	0.000445	0.020708	0	0	0.020708	0.009576	0	0	0.009576	0	0	0	0.009576	0.010902	0	0	0.010902	0	0	0	0.010902	0.065462	0	0	0.065462	0.001245	0	0	0.001245	0.001138	11.7411
0.066631	0.419054	1.001368	0.516645	0.001567	0.392124	0.910336	3.033699	0.267373	2.411862	5.712934	2.078191	0.785182	3.32196	11.89827	4.080509	0.387127	2.635063	7.102699	2.078191	0.785182	3.32196	13.28803	68.31489	2.06487	24.55697	94.93673	0.157747	0.000693	0.002091	0.160531	0.749414	1712.299
0.001996	0	0.186132	1.204171	0.008805	0	1.212976	3.964345	0.042976	0	4.007321	0	0	0	4.007321	4.513144	0.048925	0	4.562068	0	0	0	4.562068	12.9396	0.356204	0	13.2958	0.072422	0.00053	0	0.072952	0.817277	687.7462
0.009935	0.050615	0.104174	0.061533	0.000238	0.060946	0.122716	0.220095	0.038167	0.263272	0.521534	0.225428	0.072579	0.347073	1.166613	0.319768	0.055682	0.28823	0.663679	0.225428	0.072579	0.347073	1.308758	5.165508	0.296216	3.599367	9.061091	0.026416	0.000114	0.000316	0.026845	0.117957	286.3432
0.000599	0	0.05067	0.477595	0.004212	0	0.481808	1.077995	0.012896	0	1.090891	0	0	0	1.090891	1.227226	0.014681	0	1.241907	0	0	0	1.241907	3.304506	0.106888	0	3.411394	0.028724	0.000253	0	0.028977	0.360113	273.1805
0	0.394102	1.555179	0.224029	0	0.019681	0.243709	8.528268	0	3.08648	11.61475	3.93746	5.50129	5.659358	26.71286	9.804541	0	3.351522	13.15606	3.93746	5.50129	5.659358	28.25417	92.08905	0	13.40522	105.4943	0.008759	0	0.000987	0.009746	0.034686	103.9594
0	4.2875	6.566809	3.425787	0	1.388771	4.814558	11.62072	0	24.32094	35.94166	8.692969	3.153488	7.404898	55.19301	16.05477	0	26.62233	42.6771	8.692969	3.153488	7.404898	61.92845	420.7606	0	172.2575	593.0182	0.740065	0	0.026915	0.766981	4.48282	8180.965
0	0	0.001382	0.078869	0	0	0.078869	0.029757	0	0	0.029757	0	0	0	0.029757	0.033876	0	0	0.033876	0	0	0	0.033876	0.304446	0	0	0.304446	0.004743	0	0	0.004743	0.003343	44.71827
0	0.001008	0.069978	0.060663	0	0.000449	0.061113	0.422238	0	0.00623	0.428469	0.970252	0.378473	0.006685	1.783878	0.541537	0	0.006786	0.548323	0.970252	0.378473	0.006685	1.903732	13.27985	0	0.067884	13.34773	0.021417	0	5.94E-06	0.021423	0.048964	228.5106
0	0	0.00198	0.05212	0	0	0.05212	0.042638	0	0	0.042638	0	0	0	0.042638	0.04854	0	0	0.04854	0	0	0	0.04854	0.167027	0	0	0.167027	0.003135	0	0	0.003135	0.018292	29.55179
0.012794	0.111988	0.291334	0.178555	0.000309	0.03487	0.213733	0.992686	0.05877	0.830827	1.882283	0.312429	0.131281	0.686694	3.012686	1.340026	0.083401	0.904906	2.328332	0.312429	0.131281	0.686694	3.458736	25.71308	0.845166	8.732244	35.29049	0.047553	0.000331	0.000739	0.048624	0.113515	518.6428
0.01363	0	0.219986	2.101901	0.113072	0	2.214973	4.442795	0.293451	0	4.736246	0	0	0	4.736246	5.057783	0.334072	0	5.391855	0	0	0	5.391855	12.94425	2.595296	0	15.53955	0.126333	0.006796	0	0.133129	0.844992	1255.869
0.012071	0	0.027861	0.005838	0.000618	0	0.006456	0.000226	0.000172	0	0.000398	0	0	0	0.000398	0.016114	0.012319	0	0.028434	0	0	0	0.028434	0.084692	0.012286	0	0.096978	0	0	0	0	0.033153	3.660583
0.003354	0.016948	0.048786	0.043732	8.54E-05	0.010558	0.054375	0.145079	0.013264	0.10127	0.259614	0.041811	0.01509	0.049675	0.36619	0.206642	0.019266	0.110652	0.33656	0.041811	0.01509	0.049675	0.443137	3.713894	0.102445	1.720059	5.536398	0.016792	6.96E-05	0.000127	0.016989	0.04137	181.2141
0.001387	0	0.028653	0.161432	0.00523	0	0.166662	0.587036	0.029859	0	0.616895	0	0	0	0.616895	0.668296	0.033992	0	0.702288	0	0	0	0.702288	1.620726	0.169992	0	1.790718	0.009703	0.000314	0	0.010017	0.062633	94.49599
0.001276	0	0.012091	0.003824	6.56E-05	0	0.00389	0.000155	1.82E-05	0	0.000173	0	0	0	0.000173	0.011037	0.001303	0	0.012339	0	0	0	0.012339	0.054744	0.001299	0	0.056043	0	0	0	0	0.020709	2.205404
0.010809	0.001614	0.022772	0.010371	0.000365	0.000969	0.011705	0.057429	0.048697	0.009907	0.116033	0.01295	0.003887	0.010083	0.142953	0.081925	0.070971	0.010842	0.163738	0.01295	0.003887	0.010083	0.190659	1.400048	0.377944	0.256904	2.034896	0.001921	0.000126	1.22E-05	0.002059	0.009609	21.95862
0.000241	0	0.003169	0.095903	0.008341	0	0.104243	0.063036	0.005198	0	0.068234	0	0	0	0.068234	0.071762	0.005918	0	0.07768	0	0	0	0.07768	0.162652	0.055256	0	0.217908	0.005764	0.000501	0	0.006265	0.02611	59.10491
0.02849	0	0.251754	0.015624	0.001455	0	0.01708	0.00319	0.000407	0	0.003597	0	0	0	0.003597	0.227858	0.029076	0	0.256934	0	0	0	0.256934	0.807847	0.028996	0	0.836843	0	0	0	0	0.046629	9.684011
0	0.001168	0.002327	0.004293	0	0.000856	0.005149	0.004162	0	0.005028	0.00919	0.001956	0.000571	0.00103	0.012747	0.006073	0	0.005505	0.011578	0.001956	0.000571	0.00103	0.015135	0.105898	0	0.085858	0.191755	0.003723	0	9.32E-06	0.003732	0.0099	39.80786
0	0	0.002199	0.096833	0	0	0.096833	0.04734	0	0	0.04734	0	0	0	0.04734	0.053893	0	0	0.053893	0	0	0	0.053893	0.264181	0	0	0.264181	0.005824	0	0	0.005824	0.022667	54.90328
0	0	0	0	0	0	0	0	0	0	0	0	0	0	0	0	0	0	0	0	0	0	0	0	0	0	0	0	0	0	0	0	0
0	0	4.12805	0.362577	0	0	0.362577	0.605606	0	0	0.605606	0	0	0	0.605606	4.835816	0	0	4.835816	0	0	0	4.835816	19.68983	0	0	19.68983	0	0	0	0	0.829015	205.5779
0	2.03E-07	0.020029	0.009749	0	0.000236	0.009985	0.16464	0	1.06E-06	0.164642	0.012636	0.006927	0.028035	0.21224	0.197477	0	1.16E-06	0.197478	0.012636	0.006927	0.028035	0.245077	6.213899	0	0.036917	6.250815	0.000779	0	2.44E-05	0.000804	0.000904	8.573445
0.081622	0	0.635763	10.45307	0.561737	0	11.01481	11.9305	1.757306	0	13.68781	0	0	0	13.68781	13.58197	2.000559	0	15.58253	0	0	0	15.58253	44.28766	13.8304	0	58.11806	0.628271	0.033763	0	0.662033	4.767779	6245.292
0.253885	0	2.24503	0.184202	0.014652	0	0.198854	0.084789	0.005708	0	0.090497	0	0	0	0.090497	2.096297	0.261479	0	2.357776	0	0	0	2.357776	8.867527	0.52965	0	9.397178	0	0	0	0	0.469948	112.7485
0	9.03797	13.79756	6.019516	0	2.987115	9.00663	22.68307	0	48.04354	70.7266	32.23661	11.15377	26.57224	140.6892	31.93418	0	52.58644	84.52063	32.23661	11.15377	26.57224	154.4832	964.5299	0	439.4259	1403.956	1.776865	0	0.059894	1.836758	15.05872	19591.69
0	0	0.008418	0.185611	0	0	0.185611	0.181232	0	0	0.181232	0	0	0	0.181232	0.206321	0	0	0.206321	0	0	0	0.206321	1.750385	0	0	1.750385	0.011163	0	0	0.011163	0.014522	105.2395
0	0	0	0	0	0	0	0	0	0	0	0	0	0	0	0	0	0	0	0	0	0	0	0	0	0	0	0	0	0

CH4_IDLEX	CH4_STREX	CH4_TOTEX	N2O_RUNEX	N2O_IDLEX	N2O_STREX	N2O_TOTEX	ROG_RUNEX	ROG_IDLEX	ROG_STREX	ROG_TOTEX	ROG_DIURN	ROG_HOTSOAK	ROG_RUNLOSS	ROG_TOTAL	TOG_RUNEX	TOG_IDLEX	TOG_STREX	TOG_TOTEX	TOG_DIURN	TOG_HOTSOAK	TOG_RUNLOSS	TOG_TOTAL	CO_RUNEX	CO_IDLEX	CO_STREX	CO_TOTEX	SOx_RUNEX	SOx_IDLEX	SOx_STREX	SOx_TOTEX	NH3_RUNEX	Fuel Consumption
0	0	0	0	0	0	0	0	0	0	0	0	0	0	0	0	0	0	0	0	0	0	0	0	0	0	0	0	0	0	0	0	0
0	4.169919	6.478515	3.587171	0	1.557906	5.145076	11.37031	0	22.54748	33.91779	11.81966	4.015238	9.747412	59.50011	15.86684	0	24.68215	40.54899	11.81966	4.015238	9.747412	66.1313	467.7772	0	202.8266	670.6038	0.830703	0	0.028863	0.859567	5.667943	9168.528
0	0	0.001055	0.036616	0	0	0.036616	0.022713	0	0	0.022713	0	0	0	0.022713	0.025857	0	0	0.025857	0	0	0	0.025857	0.138452	0	0	0.138452	0.002202	0	0	0.002202	0.002025	20.76071
0	0	0	0	0	0	0	0	0	0	0	0	0	0	0	0	0	0	0	0	0	0	0	0	0	0	0	0	0	0	0	0	0
0	3.15E-05	3.62E-05	5.97E-06	0	1.59E-05	2.19E-05	1.47E-05	0	0.000125	0.00014	0.000116	2.86E-05	2.8E-05	0.000313	2.15E-05	0	0.000137	0.000159	0.000116	2.86E-05	2.8E-05	0.000331	0.002223	0	0.000962	0.003185	1.36E-05	0	6.51E-07	1.42E-05	9.49E-05	0.151901
0.066227	0.400643	0.932859	0.485123	0.001569	0.397944	0.884635	2.699906	0.263267	2.261558	5.224731	2.046585	0.72801	3.181512	11.18084	3.660128	0.381816	2.471708	6.513652	2.046585	0.72801	3.181512	12.46976	60.78358	2.035209	24.06602	86.88481	0.157052	0.000681	0.002026	0.159759	0.76171	1704.067
0.002036	0	0.18695	1.275212	0.008969	0	1.284181	3.981082	0.043834	0	4.024916	0	0	0	4.024916	4.532197	0.049902	0	4.582099	0	0	0	4.582099	12.83846	0.363316	0	13.20177	0.076695	0.000539	0	0.077234	1.028672	728.1184
0.009969	0.05053	0.101793	0.059349	0.00024	0.061736	0.121326	0.207439	0.038155	0.261534	0.507127	0.234904	0.073597	0.349732	1.16536	0.301484	0.055665	0.286329	0.643479	0.234904	0.073597	0.349732	1.301711	4.944053	0.29604	3.600682	8.840776	0.026525	0.000113	0.000315	0.026953	0.120196	287.4913
0.000641	0	0.052417	0.535871	0.004502	0	0.540374	1.114705	0.013794	0	1.128499	0	0	0	1.128499	1.269018	0.015703	0	1.284721	0	0	0	1.284721	3.340401	0.114329	0	3.45473	0.032229	0.000271	0	0.0325	0.477582	306.3868
0	0.392109	1.554176	0.228568	0	0.0196	0.248169	8.441	0	3.049202	11.4902	3.973891	5.704572	5.877158	27.04582	9.744407	0	3.311397	13.0558	3.973891	5.704572	5.877158	28.61142	91.5651	0	13.71153	105.2766	0.009199	0	0.000994	0.010193	0.037293	108.7229
0	4.027953	6.16583	3.173724	0	1.320603	4.494327	10.99337	0	22.68686	33.68023	8.74716	3.121409	7.191173	52.73997	15.08996	0	24.83285	39.9228	8.74716	3.121409	7.191173	58.98255	398.7687	0	159.8855	558.6542	0.743413	0	0.026313	0.769726	4.351355	8210.244
0	0	0.001934	0.141295	0	0	0.141295	0.041631	0	0	0.041631	0	0	0	0.041631	0.047394	0	0	0.047394	0	0	0	0.047394	0.51272	0	0	0.51272	0.008498	0	0	0.008498	0.006066	80.11278
0	0	0	0	0	0	0	0	0	0	0	0	0	0	0	0	0	0	0	0	0	0	0	0	0	0	0	0	0	0	0	0	0
0	0.000838	0.056483	0.054064	0	0.00044	0.054504	0.325875	0	0.004902	0.330777	0.87263	0.317121	0.005884	1.526412	0.427497	0	0.005343	0.43284	0.87263	0.317121	0.005884	1.628476	10.22323	0	0.06267	10.2859	0.020747	0	5.25E-06	0.020752	0.048177	221.3481
0	0	0.002029	0.055867	0	0	0.055867	0.043685	0	0	0.043685	0	0	0	0.043685	0.049733	0	0	0.049733	0	0	0	0.049733	0.170057	0	0	0.170057	0.00336	0	0	0.00336	0.024041	31.67605
0.013124	0.106143	0.275274	0.171543	0.000322	0.03547	0.207335	0.917301	0.05908	0.773606	1.749987	0.303607	0.118253	0.653874	2.825721	1.247074	0.084244	0.842859	2.174177	0.303607	0.118253	0.653874	3.249911	23.56829	0.852002	8.754928	33.17522	0.048937	0.000332	0.000718	0.049988	0.117983	533.1958
0.012743	0	0.200629	2.104387	0.115273	0	2.21966	4.04513	0.274351	0	4.319481	0	0	0	4.319481	4.605072	0.312328	0	4.9174	0	0	0	4.9174	11.82439	2.569861	0	14.39426	0.126482	0.006928	0	0.13341	0.99998	1258.526
0.014316	0	0.032475	0.006661	0.000728	0	0.007388	0.000259	0.000205	0	0.000464	0	0	0	0.000464	0.018533	0.01461	0	0.033143	0	0	0	0.033143	0.097331	0.01457	0	0.111901	0	0	0	0	0.038114	4.189116
0.003432	0.016957	0.047348	0.041599	8.83E-05	0.010842	0.05253	0.137495	0.013493	0.100798	0.251786	0.042342	0.014843	0.049318	0.358289	0.19588	0.019606	0.110136	0.325622	0.042342	0.014843	0.049318	0.432125	3.476579	0.104216	1.703868	5.284663	0.01696	7.05E-05	0.000128	0.017158	0.041952	183.0158
0.001295	0	0.026671	0.161186	0.005163	0	0.166349	0.546337	0.027889	0	0.574227	0	0	0	0.574227	0.621963	0.03175	0	0.653713	0	0	0	0.653713	1.507751	0.166905	0	1.674656	0.009688	0.00031	0	0.009998	0.071881	94.3182
0.001645	0	0.014076	0.004331	8.42E-05	0	0.004415	0.000178	2.35E-05	0	0.000201	0	0	0	0.000201	0.012687	0.001679	0	0.014366	0	0	0	0.014366	0.062214	0.001674	0	0.063888	0	0	0	0	0.023423	2.503303
0.016141	0.004285	0.067368	0.023955	0.000526	0.001386	0.025868	0.323539	0.077002	0.030822	0.431364	0.037087	0.015433	0.030291	0.514175	0.408973	0.1097	0.033568	0.552241	0.037087	0.015433	0.030291	0.635053	7.772957	0.58743	0.383558	8.743946	0.003205	0.000198	2.04E-05	0.003423	0.013903	36.51148
0.00023	0	0.003117	0.095134	0.008157	0	0.103291	0.062155	0.004944	0	0.067099	0	0	0	0.067099	0.070759	0.005628	0	0.076388	0	0	0	0.076388	0.16078	0.056729	0	0.217508	0.005718	0.00049	0	0.006208	0.028823	58.56509
0.028674	0	0.266144	0.016554	0.001459	0	0.018013	0.003393	0.00041	0	0.003803	0	0	0	0.003803	0.242356	0.029264	0	0.27162	0	0	0	0.27162	0.859257	0.029183	0	0.88844	0	0	0	0	0.049591	10.213
0	0.0012	0.002382	0.004304	0	0.000908	0.005212	0.00434	0	0.005108	0.009448	0.002059	0.000607	0.00109	0.013203	0.006332	0	0.005593	0.011925	0.002059	0.000607	0.00109	0.015681	0.120477	0	0.089153	0.20963	0.003709	0	9.48E-06	0.003718	0.010345	39.66212
0	0	0.002388	0.107857	0	0	0.107857	0.051418	0	0	0.051418	0	0	0	0.051418	0.058535	0	0	0.058535	0	0	0	0.058535	0.260094	0	0	0.260094	0.006487	0	0	0.006487	0.035112	61.15367
0	0	0	0	0	0	0	0	0	0	0	0	0	0	0	0	0	0	0	0	0	0	0	0	0	0	0	0	0	0	0	0	0
0	0	3.521	0.353172	0	0	0.353172	0.48495	0	0	0.48495	0	0	0	0.48495	4.088672	0	0	4.088672	0	0	0	4.088672	19.3404	0	0	19.3404	0	0	0	0	0.806759	200.2451
0	0	0.011397	0.006758	0	0.000131	0.006888	0.088587	0	0	0.088587	0.006395	0.003091	0.014121	0.112193	0.109615	0	0	0.109615	0.006395	0.003091	0.014121	0.133221	3.236515	0	0.029106	3.26562	0.000582	0	1.14E-05	0.000593	0.000835	6.328225
0.083539	0	0.549045	10.97665	0.611575	0	11.58822	10.02221	1.798568	0	11.82078	0	0	0	11.82078	11.40953	2.047532	0	13.45706	0	0	0	13.45706	37.29649	16.14974	0	53.44623	0.65974	0.036758	0	0.696498	5.780513	6570.414
0.309644	0	2.64744	0.217388	0.017445	0	0.234834	0.089716	0.006448	0	0.096164	0	0	0	0.096164	2.450052	0.31832	0	2.768372	0	0	0	2.768372	10.78926	0.622366	0	11.41163	0	0	0	0	0.575305	133.1484
0	8.408682	12.74832	5.723199	0	2.91571	8.63891	20.00758	0	43.6268	63.63438	30.46543	10.09467	24.24088	128.4354	28.42103	0	47.75636	76.17739	30.46543	10.09467	24.24088	140.9784	912.891	0	400.4679	1313.359	1.871538	0	0.058352	1.92989	16.62304	20585.09
0	0	0.007842	0.179429	0	0	0.179429	0.168832	0	0	0.168832	0	0	0	0.168832	0.192204	0	0	0.192204	0	0	0	0.192204	1.706804	0	0	1.706804	0.010791	0	0	0.010791	0.014093	101.7348
0	0	0	0	0	0	0	0	0	0	0	0	0	0	0	0	0	0	0	0	0	0	0	0	0	0	0	0	0	0	0	0	0
0	0.017784	0.020508	0.003435	0	0.009026	0.012461	0.008426	0	0.070691	0.079117	0.062768	0.016219	0.015366	0.17347	0.012295	0	0.077397	0.089693	0.062768	0.016219	0.015366	0.184046	1.275134	0	0.542171	1.817305	0.007798	0	0.000291	0.008089	0.066693	86.28126
0	1.314169	2.359611	1.159201	0	0.36002	1.519221	5.355306	0	7.43299	12.7883	6.755375	2.11752	5.937065	27.59826	7.415305	0	8.135692	15.551	6.755375	2.11752	5.937065	30.36096	192.322	0	73.90764	266.2296	0.213798	0	0.007582	0.22138	2.073035	2361.341
0	0	0.000594	0.003803	0	0	0.003803	0.012782	0	0	0.012782	0	0	0	0.012782	0.014552	0	0	0.014552	0	0	0	0.014552	0.08068	0	0	0.08068	0.000229	0	0	0.000229	0.000164	2.156375
0	0	0	0	0	0	0	0	0	0	0	0	0	0	0	0	0	0	0	0	0	0	0	0	0	0	0	0	0	0	0	0	0
0	3.869771	6.032105	3.401083	0	1.459457	4.86054	10.43669	0	20.61786	31.05455	11.49473	3.758821	9.215424	55.52352	14.65867	0	22.57061	37.22928	11.49473	3.758821	9.215424	61.69825	445.0698	0	185.1455	630.2153	0.844477	0	0.027483	0.87196	6.006468	9300.721
0	0	0.000999	0.040828	0	0	0.040828	0.021513	0	0	0.021513	0	0	0	0.021513	0.024491	0	0	0.024491	0	0	0	0.024491	0.139165	0	0	0.139165	0.002456	0	0	0.002456	0.002289	23.1491
0	0	0	0	0	0	0	0	0	0	0	0	0	0	0	0	0	0	0	0	0	0	0	0	0	0	0	0	0	0	0	0	0
0	0.000117	0.000136	2.36E-05	0	5.97E-05	8.33E-05	5.74E-05	0	0.000465	0.000522	0.00037	9.52E-05	9.87E-05	0.001086	8.37E-05	0	0.000509	0.000593	0.00037	9.52E-05	9.87E-05	0.001156	0.008668	0	0.003566	0.012234	5.3E-05	0	2.37E-06	5.54E-05	0.000664	0.590786
0.067401	0.392304	0.898401	0.481563	0.001619	0.417352	0.900535	2.479595	0.263706	2.159464	4.902765	2.052281	0.68993	3.113534	10.75851	3.398428	0.383007	2.360924	6.142359	2.052281	0.68993	3.113534	11.9981	56.56041	2.046384	24.3494	82.95619	0.168587	0.000682	0.002031	0.1713	0.841582	1827.168
0.002143	0	0.197564	1.479383	0.009405	0	1.488789	4.207305	0.046139	0	4.253445	0	0	0	4.253445	4.789737	0.052527	0	4.842264	0	0	0	4.842264	13.35235	0.382427	0	13.73478	0.088974	0.000566	0	0.08954	1.457185	844.1291
0.009563	0.049061	0.099292	0.059435	0.00023	0.059905	0.11957	0.203703	0.036545	0.253095	0.493343	0.240997	0.073201	0.351715	1.159255	0.296086	0.053318	0.277093	0.626497	0.240997	0.073201	0.351715	1.292409	4.843438	0.283877	3.402323	8.529639	0.026119	0.000109	0.000301	0.026529	0.118173	282.9678
0.000674	0	0.055308	0.601071	0.004728	0	0.605799	1.176232	0.014515	0	1.190747	0	0	0	1.190747	1.339062	0.016524	0	1.355586	0	0	0	1.355586	3.477533	0.120304	0	3.597837	0.03615	0.000284	0	0.036434	0.598407	343.4822
0	0.377963	1.557013	0.236586	0	0.018756	0.255342	8.445711	0	2.916259	11.36197	3.864176	5.726028	5.903971	26.85614	9.797057	0	3.167422	12.96448	3.864176	5.726028	5.903971	28.45865	92.09397	0	13.55949	105.6535	0.009778	0	0.000964	0.010742	0.040571	114.5812
0	3.761576	5.832513	3.102925	0	1.231106	4.334031	10.53794	0	21.12725	31.66518	8.731666	2.990603	7.082142	50.4696	14.52449	0	23.12638	37.65087	8.731666	2.990603	7.082142	56.45529	384.369	0	146.4913	530.8603	0.709164	0	0.02397	0.733134	4.448028	7819.939
0	0	0.002177	0.175582	0	0	0.175582	0.046877	0	0	0.046877	0	0	0	0.046877	0.053366	0	0	0.053366	0	0	0	0.053366	0.621715	0	0	0.621715	0.01056	0	0	0.01056	0.007634	99.55348
0	0	0	0	0	0	0	0	0	0	0	0	0	0	0	0	0	0	0	0	0	0	0	0	0	0	0	0	0	0	0	0	0
0	0.000414	0.000478	8.24E-05	0	0.000211	0.000293	0.0002	0	0.001638	0.001837	0.001231	0.000321	0.000342	0.003731	0.000292	0	0.001793	0.002085	0.001231	0.000321	0.000342	0.003978	0.030474	0	0.012561	0.043035	0.000186	0	1.01E-05	0.000196	0.002739	2.090911
0	0.00064	0.040378	0.04857	0	0.000429	0.048999	0.208807	0	0.003322	0.212129	0.756363	0.243656	0.005026	1.217173	0.28777	0	0.003629	0.291398	0.756363	0.243656	0.005026	1.296443	6.440842	0	0.057181	6.498023	0.020516	0	4.47E-06	0.020521	0.048931	218.8822
0	0	0.002086	0.058494	0	0	0.058494	0.044918	0	0	0.044918	0	0	0	0.044918	0.051136	0	0	0.051136	0	0	0	0.051136	0.174656	0	0	0.174656	0.003518	0	0	0.003518	0.027696	33.16547
0.014225	0.101413	0.266	0.171608	0.000361	0.038496	0.210464	0.868217	0.061774	0.714514	1.644505	0.287302	0.106072	0.607922	2.6458	1.188741	0.088591	0.778866	2.056198	0.287302	0.106072	0.607922	3.057494	22.00094	0.89361	8.895695	31.79025	0.056033	0.000346	0.000715	0.057094	0.13702	608.9893
0.011764	0	0.189696	2.221162	0.117259	0	2.338421	3.830831	0.253268	0	4.084099	0	0	0	4.084099	4.36111	0.288327	0	4.649436	0	0	0	4.649436	11.24208	2.5401	0	13.78218	0.133501	0.007048	0	0.140548	1.212871	1325.863
0.017402	0	0.039831	0.008104	0.000877	0	0.008981	0.00032	0.000249	0	0.000569	0	0	0	0.000569	0.02289	0.01776	0	0.040651	0	0	0	0.040651	0.118924	0.017712	0	0.136636	0	0	0	0.046479	5.092171
0.00333	0.015697	0.044565	0.040092	8.62E-05	0.010512	0.050691	0.12836	0.012968	0.090768	0.232096	0.040314	0.013363	0.045904	0.331676	0.184053	0.018872	0.099229	0.302154	0.040314	0.013363	0.045904	0.401734	3.187122	0.100271	1.637879	4.925272	0.016903	6.77E-05	0.00012	0.017091	0.041948	182.2998
0.001229	0	0.025997	0.170365	0.005205	0	0.17557	0.533247	0.026465	0	0.559712	0	0	0	0.559712	0.607062	0.030128	0	0.63719	0	0	0	0.63719	1.461467	0.16886	0	1.630327	0.01024	0.000313	0	0.010552	0.085999	99.54634
0.001832	0	0.016357	0.004971	9.31E-05	0	0.005064	0.000208	2.62E-05	0	0.000234	0	0	0	0.000234	0.014824	0.00187	0	0.016694	0	0	0	0.016694	0.071703	0.001865	0	0.073567	0	0	0	0	0.026864	2.871472
0.013555	0.003867	0.061012	0.023304	0.000428	0.001158	0.02489	0.299579	0.064689	0.027909	0.392178	0.033654	0.013852	0.027438	0.467122	0.377853	0.092084	0.030394	0.50033	0.033654	0.013852	0.027438	0.575274	7.205763	0.493444	0.339279	8.038485	0.00289	0.000167	1.75E-05	0.003074	0.012562	32.78792
0.00025	0	0.003256	0.098698	0.00873	0	0.107428	0.06473	0.005372	0	0.070102	0	0	0	0.070102	0.07369	0.006116	0	0.079806	0	0	0	0.079806	0.167646	0.065387	0	0.233033	0.005932	0.000525	0	0.006457	0.033547	60.91072
0.035355	0	0.31971	0.019773	0.001787	0	0.02156	0.004063	0.000505	0	0.004568	0	0	0	0.004568	0.290205	0.036082	0	0.326287	0	0	0	0.326287	1.026815	0.035984	0	1.062798	0	0	0	0	0.060371	12.22445
0	0.001392	0.002646	0.004546	0	0.001138	0.005684	0.004357	0	0.005893	0.010249	0.002479	0.000743	0.001315	0.014786	0.006357	0	0.006452	0.012809	0.002479	0.000743	0.001315	0.017346	0.134764	0	0.106191	0.240955	0.004223	0	1.09E-05	0.004234	0.012314	45.16204
0	0	0.002583	0.113167	0	0	0.113167	0.055619	0	0	0.055619	0	0	0	0.055619	0.063318	0	0	0.063318	0	0	0	0.063318	0.251847	0	0	0.251847	0.006806	0	0	0.006806	0.045407	64.16436
0	0	0	0	0	0	0	0	0	0	0	0	0	0	0	0	0	0	0	0	0	0	0	0	0	0	0	0	0	0	0	0	0
0	0	3.270166	0.373039	0	0	0.373039	0.417667	0	0	0.417667	0	0	0	0.417667	3.760054	0	0	3.760054	0	0	0	3.760054	20.20839	0	0	20.20839	0	0	0	0	0.849578	211.5093
0	0	0.014612	0.007217	0	0.000193	0.00741	0.117488	0	0	0.117488	0.008826	0.00438	0.0198	0.150494	0.143977	0	0	0.143977	0.008826	0.00438	0.0198	0.176983	4.189061	0	0.028733	4.217794	0.000611	0	1.54E-05	0.000626	0.000781	6.676377
0.084628	0	0.466449	11.55161	0.653183	0	12.2048	8.2205	1.822027	0	10.04253	0	0	0	10.04253	9.358414	2.074239	0	11.43265	0	0	0	11.43265	30.70892	18.334	0	49.04292	0.694298	0.039259	0	0.733556	6.700694	6920.005
0.353921	0	2.962537	0.247804	0.019922	0	0.267726	0.090185	0.006883	0	0.097068	0	0	0	0.097068	2.722569	0.363283	0	3.085852	0	0	0	3.085852	12.34641	0.718149	0	13.06456	0	0	0	0	0.674471	151.7983
0	7.732125	11.22964	4.837729	0	2.820437	7.658167	15.69272	0	39.40267	55.09539	28.74842	9.129969	22.06949	115.0433	22.47326	0	43.13553	65.60878	28.74842	9.129969	22.06949	125.5567	776.5	0	363.9603	1140.46	1.792438	0	0.057297	1.849734	16.68971	19730.11
0	0	0.005908	0.099413	0	0	0.099413	0.127193	0	0	0.127193	0	0	0	0.127193	0.1448	0	0	0.1448	0	0	0	0.1448	1.190258	0	0	1.190258	0.005979	0	0	0.005979	0.007651	56.36638
0	0	0	0	0	0	0	0	0	0	0	0	0	0	0	0	0	0	0	0	0	0	0	0	0	0	0	0	0	0	0	0	0
0	0.025513	0.029251	0.004694	0	0.012888	0.017582	0.011619	0	0.101952	0.113571	0.086194	0.0232	0.022099	0.245065	0.016954	0	0.111625	0.128579	0.086194	0.0232	0.022099	0.260072	1.758736	0	0.78199	2.540726	0.010757	0	0.000417	0.011174	0.114866	119.1853
0	1.249288	2.15539	1.029784	0	0.353585	1.383369	4.573556	0	7.026554	11.60011	6.652133	2.012467	5.66458	25.92929	6.388539	0	7.691332	14.07987	6.652133	2.012467	5.66458	28.40905	169.3422	0	69.24847	238.5907	0.202268	0	0.007441	0.20971	1.980033	2236.859
0	0	0.000585	0.003925	0	0	0.003925	0.012599	0	0	0.012599	0	0	0	0.012599	0.014344	0	0	0.014344	0	0	0	0.014344	0.077539	0	0	0.077539	0.000236	0	0	0.000236	0.000168	2.225617
0	0	0	0	0	0	0	0	0	0	0	0	0	0	0	0	0	0	0	0	0	0	0	0	0	0	0	0	0	0	0	0	0
0	3.7E-06	4.27E-06	7.17E-07	0	1.87E-06	2.59E-06	1.75E-06	0	1.47E-05	1.65E-05	1.06E-05	2.84E-06	2.93E-06	3.29E-05	2.56E-06	0	1.61E-05	1.87E-05	1.06E-05	2.84E-06	2.93E-06	3.51E-05	0.000264	0	0.000113	0.000378	1.62E-06	0	6.79E-08	1.69E-06	2.38E-05	0.017997
0	3.798349	5.657668	3.026227	0	1.477196	4.503423	8.717504	0	19.89533	28.61283	11.68811	3.65364	9.042443	52.99702	12.37305	0	21.78073	34.15378	11.68811	3.65364	9.042443	58.53797	400.6957	0	179.2569	579.9526	0.870229	0	0.028873	0.899101	6.570665	9590.224
0	0	0.00105	0.042474	0	0	0.042474	0.022614	0	0	0.022614	0	0	0	0.022614	0.025745	0	0	0.025745	0	0	0	0.025745	0.15054	0	0	0.15054	0.002555	0	0	0.002555	0.002409	24.08247
0	0	0	0	0	0	0	0	0	0	0	0	0	0	0	0	0	0	0	0	0	0	0	0	0	0	0	0	0	0	0	0	0
0	0.000141	0.000162	2.6E-05	0	7.12E-05	9.72E-05	6.42E-05	0	0.000564	0.000629	0.000446

CH4_IDLE	CH4_STRE	CH4_TOTE	N2O_RUN	N2O_IDLE	N2O_STRE	N2O_TOT	ROG_RUN	ROG_IDLE	ROG_STRE	ROG_TOT	ROG_DIU	ROG_HOT	ROG_RUN	ROG_TOT	TOG_RUN	TOG_IDLE	TOG_STRE	TOG_TOT	TOG_DIUR	TOG_HOT	TOG_RUN	TOG_TOT	CO_RUNE				SOx_RUN	SOx_IDLE	SOx_STRE	SOx_TOTE	NH3_RUN	Fuel Consumption
X	X	X	EX	X	X	EX	EX	X	X	EX	RN	SOAK	LOSS	AL	EX	X	X	EX	N	SOAK	LOSS	AL	X	CO_IDLEX	CO_STREX	CO_TOTEX	EX	X	X	X	EX	
0.01076	0.052814	0.101758	0.056434	0.000263	0.067696	0.124393	0.191126	0.040828	0.270876	0.50283	0.261409	0.076594	0.371368	1.212201	0.277232	0.059562	0.296553	0.633348	0.261409	0.076594	0.371368	1.342719	4.762215	0.318602	3.882	8.962817	0.028049	0.000121	0.000336	0.028507	0.131109	304.0653
0.000718	0	0.053	0.618258	0.005006	0	0.623264	1.125617	0.01545	0	1.141067	0	0	0	1.141067	1.28144	0.017589	0	1.299029	0	0	0	1.299029	3.270298	0.128057	0	3.398356	0.037184	0.000301	0	0.037485	0.685372	353.385
0	0.359637	1.411406	0.214436	0	0.017643	0.232079	7.473284	0	2.772196	10.24548	3.738178	5.629589	5.822696	25.43594	8.70482	0	3.011216	11.71604	3.738178	5.629589	5.822696	26.9065	81.92463	0	13.22077	95.14539	0.009051	0	0.000922	0.009974	0.038183	106.3834
0	3.769221	5.610675	2.82497	0	1.277289	4.10226	9.180225	0	20.83981	30.02003	9.382779	3.050858	7.321215	49.77489	12.74535	0	22.81278	35.55813	9.382779	3.050858	7.321215	55.31298	358.3166	0	147.2315	505.5481	0.781452	0	0.026772	0.808224	4.973637	8620.883
0	0	0.002032	0.161109	0	0	0.161109	0.043737	0	0	0.043737	0	0	0	0.043737	0.049792	0	0	0.049792	0	0	0	0.049792	0.592734	0	0	0.592734	0.00969	0	0	0.00969	0.007039	91.34751
0	0	0	0	0	0	0	0	0	0	0	0	0	0	0	0	0	0	0	0	0	0	0	0	0	0	0	0	0	0	0	0	0
0	0.000902	0.001034	0.000168	0	0.000456	0.000623	0.00041	0	0.003596	0.004006	0.002698	0.000703	0.00075	0.008157	0.000599	0	0.003937	0.004535	0.002698	0.000703	0.00075	0.008687	0.06272	0	0.02759	0.090311	0.000383	0	2.2E-05	0.000405	0.005657	4.319591
0	0.000729	0.044799	0.046968	0	0.000447	0.047415	0.248078	0	0.004069	0.252147	0.800844	0.268074	0.005223	1.326288	0.331321	0	0.004438	0.335759	0.800844	0.268074	0.005223	1.4099	7.577258	0	0.057178	7.634436	0.020156	0	4.74E-06	0.020161	0.047465	215.0468
0	0	0.002044	0.060104	0	0	0.060104	0.044014	0	0	0.044014	0	0	0	0.044014	0.050107	0	0	0.050107	0	0	0	0.050107	0.168728	0	0	0.168728	0.003615	0	0	0.003615	0.034733	34.07832
0.014371	0.095738	0.241714	0.154323	0.000367	0.038431	0.193122	0.749869	0.06185	0.666245	1.477964	0.282747	0.097126	0.590029	2.447866	1.036645	0.089088	0.726539	1.852272	0.282747	0.097126	0.590029	2.822173	18.69249	0.897677	8.907244	28.49741	0.053197	0.000346	0.000692	0.054235	0.131472	578.4981
0.011036	0	0.17492	2.333043	0.118632	0	2.451675	3.528381	0.237597	0	3.765978	0	0	0	3.765978	4.016794	0.270486	0	4.28728	0	0	0	4.28728	10.39891	2.538731	0	12.93764	0.140225	0.00713	0	0.147355	1.449165	1390.077
0.02669	0	0.067266	0.013551	0.001369	0	0.01492	0.00058	0.000381	0	0.000961	0	0	0	0.000961	0.041411	0.027239	0	0.06865	0	0	0	0.06865	0.197604	0.030318	0	0.227921	0	0	0	0	0.077291	8.459287
0.003606	0.017082	0.045132	0.038568	9.35E-05	0.011393	0.050055	0.123806	0.014102	0.100026	0.237935	0.04551	0.014783	0.050698	0.348926	0.177123	0.020521	0.10933	0.306975	0.04551	0.014783	0.050698	0.417965	3.042298	0.109017	1.756081	4.907396	0.016946	7.34E-05	0.00013	0.01715	0.042184	182.9294
0.001261	0	0.02587	0.179903	0.005659	0	0.185562	0.529838	0.027139	0	0.556977	0	0	0	0.556977	0.603181	0.030895	0	0.634076	0	0	0	0.634076	1.444461	0.185365	0	1.629827	0.010813	0.00034	0	0.011153	0.096666	105.2118
0.002161	0	0.019169	0.005831	0.00011	0	0.005941	0.000243	3.09E-05	0	0.000274	0	0	0	0.000274	0.017358	0.002205	0	0.019564	0	0	0	0.019564	0.084235	0.002247	0	0.086482	0	0	0	0	0.032147	3.368431
0.01378	0.003032	0.044336	0.018233	0.00045	0.001226	0.019909	0.177786	0.063535	0.020797	0.262117	0.024944	0.008957	0.019991	0.316009	0.233427	0.091668	0.022682	0.347777	0.024944	0.008957	0.019991	0.401669	4.192359	0.489393	0.329019	5.010771	0.002679	0.000162	1.64E-05	0.002858	0.012676	30.48185
0.000214	0	0.00298	0.098951	0.007942	0	0.106893	0.059564	0.004602	0	0.064166	0	0	0	0.064166	0.067809	0.005239	0	0.073048	0	0	0	0.073048	0.156768	0.066952	0	0.22372	0.005947	0.000477	0	0.006425	0.042303	60.60711
0.049067	0	0.454734	0.028505	0.002548	0	0.031053	0.005796	0.000701	0	0.006497	0	0	0	0.006497	0.414013	0.050076	0	0.464089	0	0	0	0.464089	1.454464	0.055176	0	1.50964	0	0	0	0	0.087487	17.6066
0	0.00131	0.002436	0.004163	0	0.00109	0.005253	0.003833	0	0.005508	0.009341	0.00243	0.000725	0.001321	0.013818	0.005593	0	0.006031	0.011624	0.00243	0.000725	0.001321	0.0161	0.126843	0	0.101578	0.22842	0.003989	0	1.04E-05	0.004	0.011988	42.66412
0	0	0.002289	0.102113	0	0	0.102113	0.049282	0	0	0.049282	0	0	0	0.049282	0.056104	0	0	0.056104	0	0	0	0.056104	0.19844	0	0	0.19844	0.006141	0	0	0.006141	0.049347	57.89692
0	0	0	0	0	0	0	0	0	0	0	0	0	0	0	0	0	0	0	0	0	0	0	0	0	0	0	0	0	0	0	0	0
0	0	2.867791	0.389638	0	0	0.389638	0.319802	0	0	0.319802	0	0	0	0.319802	3.244446	0	0	3.244446	0	0	0	3.244446	21.40051	0	0	21.40051	0	0	0	0	0.862111	220.921
0	5.25E-07	0.013277	0.006328	0	0.000193	0.00652	0.107326	0	2.78E-06	0.107329	0.007648	0.003556	0.017372	0.135905	0.132008	0	3.05E-06	0.132011	0.007648	0.003556	0.017372	0.160587	3.528576	0	0.032432	3.561008	0.000552	0	1.24E-05	0.000564	0.000742	6.018337
0.089151	0	0.40125	11.28536	0.702294	0	11.98766	6.719401	1.919402	0	8.638803	0	0	0	8.638803	7.649526	2.185094	0	9.83462	0	0	0	9.83462	25.12771	20.9879	0	46.11561	0.678295	0.042211	0	0.720506	7.060009	6796.89
0.392042	0	2.898857	0.26112	0.022589	0	0.283709	0.083947	0.007383	0	0.09133	0	0	0	0.09133	2.613223	0.402138	0	3.015361	0	0	0	3.015361	12.21324	0.837264	0	13.0505	0	0	0	0	0.730866	160.8606
0	7.163479	10.15312	4.319408	0	2.717924	7.037332	13.05542	0	35.88759	48.94302	27.46539	8.566611	20.63653	105.6115	18.83547	0	39.28939	58.12487	27.46539	8.566611	20.63653	114.7934	696.3981	0	334.0523	1030.45	1.759514	0	0.055758	1.815272	17.08415	19362.52
0	0	0.005054	0.085476	0	0	0.085476	0.108808	0	0	0.108808	0	0	0	0.108808	0.123871	0	0	0.123871	0	0	0	0.123871	1.038395	0	0	1.038395	0.005141	0	0	0.005141	0.006611	48.4641
0	0	0	0	0	0	0	0	0	0	0	0	0	0	0	0	0	0	0	0	0	0	0	0	0	0	0	0	0	0	0	0	0
0	0.03247	0.037168	0.005906	0	0.016386	0.022292	0.014619	0	0.12989	0.144509	0.104211	0.029811	0.027841	0.306372	0.021332	0	0.142213	0.163545	0.104211	0.029811	0.027841	0.325408	2.215335	0	0.996331	3.211666	0.013562	0	0.000529	0.01409	0.1598	150.2932
0	1.152297	1.926818	0.922555	0	0.337197	1.259751	3.756215	0	6.405102	10.16132	6.334963	1.834288	5.28397	23.61454	5.354413	0	7.011896	12.36631	6.334963	1.834288	5.28397	25.81953	149.2804	0	63.00162	212.282	0.196297	0	0.007125	0.203423	1.9488	2169.801
0	0	0.00054	0.00364	0	0	0.00364	0.011623	0	0	0.011623	0	0	0	0.011623	0.013232	0	0	0.013232	0	0	0	0.013232	0.071324	0	0	0.071324	0.000219	0	0	0.000219	0.000156	2.064054
0	0	0	0	0	0	0	0	0	0	0	0	0	0	0	0	0	0	0	0	0	0	0	0	0	0	0	0	0	0	0	0	0
0	3.81E-06	4.37E-06	7.08E-07	0	1.92E-06	2.63E-06	1.74E-06	0	1.52E-05	1.69E-05	1.09E-05	2.92E-06	3.02E-06	3.38E-05	2.53E-06	0	1.66E-05	1.92E-05	1.09E-05	2.92E-06	3.02E-06	3.61E-05	0.000263	0	0.000117	0.000379	1.61E-06	0	7E-08	1.68E-06	2.37E-05	0.017922
0	3.615207	5.252703	2.741334	0	1.435951	4.177285	7.459598	0	18.61194	26.07154	11.50583	3.487298	8.728412	49.79308	10.68597	0	20.37646	31.06243	11.50583	3.487298	8.728412	54.78397	366.9226	0	168.3291	535.2517	0.885003	0	0.02894	0.913944	7.050929	9748.538
0	0	0.001046	0.046682	0	0	0.046682	0.022524	0	0	0.022524	0	0	0	0.022524	0.025642	0	0	0.025642	0	0	0	0.025642	0.156604	0	0	0.156604	0.002808	0	0	0.002808	0.002684	26.46804
0	0	0	0	0	0	0	0	0	0	0	0	0	0	0	0	0	0	0	0	0	0	0	0	0	0	0	0	0	0	0	0	0
0	0.000393	0.000452	7.42E-05	0	0.000199	0.000273	0.000182	0	0.001568	0.00175	0.001053	0.000291	0.000298	0.003392	0.000266	0	0.001717	0.001983	0.001053	0.000291	0.000298	0.003624	0.027601	0	0.012032	0.039634	0.000169	0	7.87E-06	0.000177	0.002376	1.885687
0.075335	0.383131	0.78055	0.395524	0.001863	0.485435	0.882822	1.714089	0.287142	1.997589	3.99882	2.003908	0.603545	2.915581	9.521854	2.423272	0.418366	2.185979	5.027617	2.003908	0.603545	2.915581	10.55065	41.25799	2.269998	27.76879	71.29678	0.181081	0.000746	0.002309	0.184136	0.96332	1964.078
0.002237	0	0.176161	1.503358	0.009698	0	1.513056	3.744487	0.048153	0	3.79264	0	0	0	3.79264	4.262849	0.054819	0	4.317668	0	0	0	4.317668	11.62473	0.399117	0	12.02384	0.090416	0.000583	0	0.090999	1.859183	857.8886
0.010901	0.052185	0.097756	0.052239	0.000269	0.069053	0.121562	0.172496	0.041121	0.265838	0.479455	0.257931	0.074071	0.361628	1.173085	0.250662	0.059995	0.291044	0.601701	0.257931	0.074071	0.361628	1.295331	4.434203	0.323544	3.945865	8.703612	0.028088	0.000123	0.000339	0.02855	0.133776	304.524
0.000737	0	0.051388	0.63129	0.005104	0	0.636395	1.090479	0.015872	0	1.106351	0	0	0	1.106351	1.241437	0.018069	0	1.259507	0	0	0	1.259507	3.125554	0.131557	0	3.257112	0.037968	0.000307	0	0.038274	0.757534	360.8297
0	0.338117	1.316881	0.203133	0	0.016431	0.219564	6.880133	0	2.593689	9.473821	3.559996	5.486396	5.683291	24.2035	8.049924	0	2.817654	10.86758	3.559996	5.486396	5.683291	25.59726	75.86466	0	12.76201	88.62667	0.008744	0	0.000873	0.009617	0.03751	102.5788
0	3.589188	5.24947	2.598711	0	1.238157	3.836868	8.144222	0	19.64832	27.79255	9.473401	2.969635	7.277368	47.51295	11.37215	0	21.50915	32.8813	9.473401	2.969635	7.277368	52.60171	331.92	0	139.3939	471.3139	0.78606	0	0.026717	0.812777	5.226903	8669.452
0	0	0.002031	0.170002	0	0	0.170002	0.043727	0	0	0.043727	0	0	0	0.043727	0.049781	0	0	0.049781	0	0	0	0.049781	0.615059	0	0	0.615059	0.010224	0	0	0.010224	0.007524	96.38955
0	0	0	0	0	0	0	0	0	0	0	0	0	0	0	0	0	0	0	0	0	0	0	0	0	0	0	0	0	0	0	0	0
0	0.001917	0.002196	0.000354	0	0.000969	0.001323	0.000867	0	0.007648	0.008515	0.005213	0.001422	0.00148	0.01663	0.001265	0	0.008374	0.009639	0.005213	0.001422	0.00148	0.017754	0.132612	0	0.05869	0.191303	0.00081	0	4.66E-05	0.000857	0.011986	9.141283
0	0.00061	0.036879	0.042638	0	0.000461	0.0431	0.194112	0	0.003104	0.197216	0.73645	0.235016	0.004745	1.173428	0.26557	0	0.003391	0.268961	0.73645	0.235016	0.004745	1.245172	5.87586	0	0.054036	5.929896	0.020165	0	4.44E-06	0.020169	0.047939	215.1322
0	0	0.00205	0.063157	0	0	0.063157	0.044126	0	0	0.044126	0	0	0	0.044126	0.050234	0	0	0.050234	0	0	0	0.050234	0.16699	0	0	0.16699	0.003798	0	0	0.003798	0.041869	35.80966
0.014318	0.08238	0.212101	0.138524	0.000371	0.037801	0.176696	0.646534	0.060671	0.54146	1.248665	0.264196	0.086271	0.54676	2.145892	0.902377	0.087707	0.591102	1.581186	0.264196	0.086271	0.54676	2.478413	15.93552	0.882948	8.530016	25.34848	0.052028	0.000338	0.000654	0.05302	0.129705	565.5305
0.009905	0	0.151876	2.272176	0.118131	0	2.390307	3.056607	0.213246	0	3.269853	0	0	0	3.269853	3.479714	0.242764	0	3.722479	0	0	0	3.722479	9.098636	2.470842	0	11.56948	0.136567	0.0071	0	0.143667	1.550326	1355.281
0.03363	0	0.091098	0.018112	0.001841	0	0.019954	0.000821	0.000481	0	0.001302	0	0	0	0.001302	0.05865	0.034322	0	0.092972	0	0	0	0.092972	0.258852	0.046264	0	0.305116	0	0	0	0	0.101499	11.31364
0.003434	0.015228	0.039057	0.032361	9E-05	0.010846	0.043298	0.103352	0.013344	0.086728	0.203424	0.043722	0.01381	0.04864	0.309596	0.14816	0.019429	0.094833	0.262422	0.043722	0.01381	0.04864	0.368594	2.517052	0.103194	1.59297	4.213216	0.015638	6.92E-05	0.000121	0.015828	0.039136	168.8309
0.001121	0	0.023398	0.176134	0.005638	0	0.181771	0.47962	0.024143	0	0.503763	0	0	0	0.503763	0.546011	0.027485	0	0.573495	0	0	0	0.573495	1.285197	0.18513	0	1.470327	0.010586	0.000339	0	0.010925	0.102573	103.0626
0.002456	0	0.021932	0.006489	0.000127	0	0.006617	0.000278	3.51E-05	0	0.000313	0	0	0	0.000313	0.019877	0.002506	0	0.022383	0	0	0	0.022383	0.094392	0.00276	0	0.097152	0	0	0	0	0.035663	3.751665
0.017776	0.003715	0.059748	0.023256	0.000587	0.001601	0.025444	0.252541	0.081963	0.025424	0.359928	0.031805	0.012206	0.025255	0.429193	0.32844	0.11797	0.027724	0.474133	0.031805	0.012206	0.025255	0.543399	5.780917	0.629732	0.392313	6.802962	0.003491	0.000208	2.06E-05	0.003719	0.016332	39.67355
0.0002	0	0.002521	0.092801	0.007904	0	0.100704	0.049977	0.0043	0	0.054277	0	0	0	0.054277	0.056894	0.004895	0	0.06179	0	0	0	0.06179	0.133562	0.074893	0	0.208455	0.005578	0.000475	0	0.006053	0.047751	57.09834
0.05941	0	0.513624	0.032827	0.00317	0	0.035997	0.00649	0.000849	0	0.007339	0	0	0	0.007339	0.463559	0.060632	0	0.524191	0	0	0	0.524191	1.60292	0.072873	0	1.675793	0	0	0	0	0.103655	20.4098
0	0.001291	0.002433	0.004202	0	0.001051	0.005252	0.003873	0	0.005444	0.009317	0.002344	0.000713	0.001323	0.013697	0.005651	0	0.005961	0.011612	0.002344	0.000713	0.001323	0.015992	0.123238	0	0.099606	0.222844	0.004043	0	1.02E-05	0.004053	0.011731	43.23482
0	0	0.002147	0.099688	0	0	0.099688	0.046224	0	0	0.046224	0	0	0	0.046224	0.052622	0	0	0.052622	0	0	0	0.052622	0.158671	0	0	0.158671	0.005996	0	0	0.005996	0.058964	56.52224
0	0	0	0	0	0	0	0	0	0	0	0	0	0	0	0	0	0	0	0	0	0	0	0	0	0	0	0	0	0	0	0	0
0	0	2.665761	0.400098	0	0	0.400098	0.271439	0	0	0.271439	0	0	0	0.271439	2.986422	0	0	2.986422	0	0	0	2.986422	22.68464	0	0	22.68464	0	0	0	0	0.884776	226.8518
0	0	0.011396	0.006126	0	0.000265	0.006391	0.088683	0	0	0.088683	0.007288	0.003026	0.01664	0.115637	0.112048	0	0	0.112048	0.007288	0.003026	0.01664	0.139002	3.08077	0	0.030893	3.111662	0.000485	0	1.03E-05	0.000495	0.000656	5.280453
0.087548	0	0.338984	11.318	0.699895	0	12.0179	5.413354	1.884878	0	7.298232	0	0	0	7.298232	6.162692	2.14579	0	8.308482	0	0	0	8.308482	20.45875	21.81188	0	42.27063	0.680257	0.042066	0	0.722323	7.546804	6814.036
0.401489	0	2.887645	0.278066	0.024227	0	0.302293	0.079581	0.007402	0	0.086982	0	0	0	0.086982	2.587502	0.411646	0	2.999148	0	0	0	2.999148	12.48259	0.902997	0	13.38559	0	0	0	0.794464	171.3975
0	6.639391	9.189658	3.875293	0	2.618644	6.493936	10.74521	0	32.66509	43.4103	26.08354	7.940805	19.30235	96.73699	15.66226	0	35.76367	51.42593	26.08354	7.940805	19.30235	104.7526	626.6044	0	306.1798	932.7842	1.722902	0	0.05413	1.777032	17.35628	18954.62
0	0	0.004385	0.085797	0	0	0.085797	0.094408	0	0	0.094408	0	0	0	0.094408	0.107477	0	0	0.107477	0	0	0	0.107477	0.958072	0	0	0.958072	0.00516	0	0	0.00516	0.006732	48.64625
0	0	0	0	0	0	0	0	0	0	0	0	0	0	0	0	0	0	0	0	0	0	0	0	0	0	0	0	0	0	0	0	0
0	0.037976	0.04333	0.006723	0	0.019117	0.02584	0.016704	0	0.152336	0.16904	0.118196	0.035498	0.032302	0.355037	0.024374	0	0.166789	0.191163	0.118196	0.035498	0.032302	0.37716	2.533859	0	1.168572	3.702431	0.015518	0	0.000618	0.016136	0.191784	172.1131
0	1.222216	2.000183	0.957863	0	0.352349	1.310212	3.65109	0	6.823383	10.47447	7.098362	1.964428	5.867841	25.4051	5.302522	0	7.470485	12.77301	7.098362	1.964428	5.867841	27.70364	151.2402	0	66.39556	217.6357	0.195381	0	0.007293	0.202675	2.009073	2161.819
0	0	0.000281	0.001287	0	0	0.001287	0.006044	0	0	0.006044	0	0	0	0.006044	0.006881	0	0	0.006881	0	0	0	0.006881	0.0348	0	0	0.0348	7.74E-05	0	0	7.74E-05	5.92E-05	0.729988
0	0	0	0	0	0	0	0	0	0	0	0	0	0	0	0	0	0	0	0	0	0	0	0	0	0	0	0	0	0	0	0	0
0	2.51E-06	2.87E-06	4.49E-07	0	1.26E-06	1.71E-06	1.11E-06	0	1.01E-05	1.12E-05	7.18E-06	1.93E-06	1.99E-06	2.23E-05	1.62E-06	0	1.1E-05	1.26E-05	7.18E-06	1.93E-06	1.99E-06	2.37E-05	0.000167	0	7.75E-05	0.000244	1.03E-06	0	4.62E-08	1.07E-06	1.51E-05	0.011437
0	3.360384	4.697882	2.374117	0	1.392786	3.766903	5.787516	0	16.73886	22.52638	10.58233	3.155898	7.811752	44.07636	8.38707	0	18.32643	26.7135	10.58233	3.155898	7.811752	48.26348	323.9259	0	152.6183	476.5442	0.916763	0	0.029275	0.946037	7.698694	10090.86
0	0	0.000797	0.041457	0	0	0.041457	0.017163	0	0	0.017163	0	0	0	0.017163	0.019539	0	0	0.019539	0	0	0	0.019539	0.135826	0	0	0.135826	0.002493	0	0	0.002493	0.002378	23.50592
0	0	0	0	0	0	0	0	0	0	0	0	0	0	0	0	0	0	0	0	0	0	0	0	0	0	0	0	0	0	0	0	0
0	0.001374	0.001578	0.000257	0	0.000695	0.000952	0.000634	0	0.005482	0.006116	0.003435	0.000989	0.000979	0.011518	0.000925	0	0.006002	0.006927	0.003435	0.000989	0.000979	0.012329	0.095828	0	0.042061	0.137889	0.000586	0	2.67E-05	0.000613	0.008524	6.540182
0.078044	0.389606	0.775807	0.390347	0.001928	0.501473	0.893748	1.609368	0.297446	2.018997	3.92581	2.148839	0.615483	3.07396	9.764093	2.306336	0.433671	2.209882	4.949889	2.148839	0.615483	3.07396	10.78817	39.45307	2.366897	28.54022	70.36019	0.182816	0.000776	0.002395	0.185987	0.970833	1983.82
0.002235	0	0.167622	1.486471	0.009621	0	1.496092	3.56068	0.048119	0	3.608799	0	0	0	3.608799	4.053597	0.05478	0	4.108378	0	0	0	4.108378	11.05458	0.398836	0	11.45342	0.0894	0.000579	0	0.089979	1.962251	848.2699
0.011229	0.052097	0.094175	0.048804	0.00028	0.071434	0.120518	0.150965	0.042024	0.262811	0.4558	0.263053	0.07269	0.363579	1.155122	0.220258	0.061321	0.287745	0.569324	0.263053	0.07269	0.363579	1.268645	4.085076	0.33564	4.088658	8.509374	0.028872	0.000126	0.000349	0.029347	0.140671	313.029
0.000781	0	0.050871	0.671248

CH4_IDLEX	CH4_STREX	CH4_TOTEX	N2O_RUNEX	N2O_IDLEX	N2O_STREX	N2O_TOTEX	ROG_RUNEX	ROG_IDLEX	ROG_STREX	ROG_TOTEX	ROG_DIURN	ROG_HOTSOAK	ROG_RUNLOSS	ROG_TOTAL	TOG_RUNEX	TOG_IDLEX	TOG_STREX	TOG_TOTEX	TOG_DIURN	TOG_HOTSOAK	TOG_RUNLOSS	TOG_TOTAL	CO_RUNEX	CO_IDLEX	CO_STREX	CO_TOTEX	SOx_RUNEX	SOx_IDLEX	SOx_STREX	SOx_TOTEX	NH3_RUNEX	Fuel Consumption
0	0	0	0	0	0	0	0	0	0	0	0	0	0	0	0	0	0	0	0	0	0	0	0	0	0	0	0	0	0	0	0	0
0	0.002259	0.002578	0.000406	0	0.001139	0.001544	0.000994	0	0.009036	0.010029	0.00603	0.00166	0.001713	0.019433	0.00145	0	0.009893	0.011343	0.00603	0.00166	0.001713	0.020747	0.152594	0	0.069344	0.221938	0.000933	0	5.47E-05	0.000987	0.013824	10.53197
0	0.000546	0.031061	0.038411	0	0.000466	0.038877	0.157628	0	0.002624	0.160252	0.696695	0.21217	0.004416	1.073533	0.219121	0	0.002868	0.22199	0.696695	0.21217	0.004416	1.135271	4.741795	0	0.050542	4.792336	0.019571	0	4.18E-06	0.019575	0.046756	208.7951
0	0	0.001996	0.061409	0	0	0.061409	0.042969	0	0	0.042969	0	0	0	0.042969	0.048917	0	0	0.048917	0	0	0	0.048917	0.1617	0	0	0.1617	0.003693	0	0	0.003693	0.042768	34.81806
0.015548	0.07747	0.199245	0.130905	0.000411	0.040552	0.171868	0.584041	0.064694	0.480216	1.12895	0.267254	0.082983	0.547806	2.026993	0.824311	0.093814	0.52482	1.442945	0.267254	0.082983	0.547806	2.340987	14.30457	0.943306	8.731023	23.9789	0.055328	0.000359	0.00067	0.056357	0.139064	601.1336
0.008751	0	0.130383	2.275243	0.117695	0	2.392938	2.618692	0.188409	0	2.807101	0	0	0	2.807101	2.981181	0.214489	0	3.19567	0	0	0	3.19567	7.860957	2.398764	0	10.25972	0.136751	0.007074	0	0.143825	1.716419	1356.773
0.03662	0	0.09643	0.018771	0.002072	0	0.020843	0.000855	0.000523	0	0.001378	0	0	0	0.001378	0.06104	0.037373	0	0.098414	0	0	0	0.098414	0.266325	0.054573	0	0.320898	0	0	0	0	0.105054	11.81779
0.003358	0.013922	0.03495	0.028517	8.89E-05	0.010558	0.039164	0.088674	0.012967	0.076602	0.178243	0.044058	0.013039	0.048748	0.284088	0.127889	0.018896	0.083813	0.230598	0.044058	0.013039	0.048748	0.336443	2.148418	0.100342	1.507435	3.756195	0.014966	6.7E-05	0.000115	0.015148	0.037696	161.5747
0.00087	0	0.020478	0.176317	0.00483	0	0.181147	0.42215	0.01873	0	0.44088	0	0	0	0.44088	0.480585	0.021323	0	0.501908	0	0	0	0.501908	1.123395	0.157682	0	1.281077	0.010597	0.00029	0	0.010888	0.110452	102.7087
0.00267	0	0.024667	0.007271	0.00014	0	0.00741	0.000314	3.81E-05	0	0.000352	0	0	0	0.000352	0.02245	0.002725	0	0.025174	0	0	0	0.025174	0.105005	0.0031	0	0.108105	0	0	0	0	0.040253	4.201497
0.017616	0.003013	0.052987	0.022109	0.000585	0.001598	0.024293	0.201524	0.080217	0.019448	0.301189	0.029668	0.010333	0.023521	0.364711	0.273243	0.11615	0.021245	0.410638	0.029668	0.010333	0.023521	0.47416	4.575004	0.619487	0.387197	5.581688	0.003401	0.000203	1.97E-05	0.003623	0.016352	38.64922
0.000203	0	0.002495	0.092275	0.0078	0	0.100075	0.049359	0.004366	0	0.053725	0	0	0	0.053725	0.056191	0.00497	0	0.061161	0	0	0	0.061161	0.132475	0.07722	0	0.209695	0.005546	0.000469	0	0.006015	0.050467	56.74155
0.060183	0	0.520515	0.034016	0.003335	0	0.037351	0.006577	0.00086	0	0.007437	0	0	0	0.007437	0.469802	0.061421	0	0.531224	0	0	0	0.531224	1.604652	0.082079	0	1.686731	0	0	0	0	0.108262	21.17761
0	0.001208	0.002119	0.003655	0	0.001032	0.004687	0.003048	0	0.005052	0.008099	0.002353	0.000727	0.001359	0.012538	0.004447	0	0.005531	0.009978	0.002353	0.000727	0.001359	0.014417	0.123189	0	0.095342	0.218531	0.00345	0	9.27E-06	0.003459	0.011595	36.89702
0	0	0.001873	0.091	0	0	0.091	0.040329	0	0	0.040329	0	0	0	0.040329	0.045912	0	0	0.045912	0	0	0	0.045912	0.10867	0	0	0.10867	0.005473	0	0	0.005473	0.063335	51.59629
0	0	0	0	0	0	0	0	0	0	0	0	0	0	0	0	0	0	0	0	0	0	0	0	0	0	0	0	0	0	0	0	0
0	0	2.568758	0.416541	0	0	0.416541	0.22385	0	0	0.22385	0	0	0	0.22385	2.83482	0	0	2.83482	0	0	0	2.83482	25.35731	0	0	25.35731	0	0	0	0	0.900854	236.1749
0	2.3E-07	0.005939	0.004019	0	0.000164	0.004183	0.041227	0	1.22E-06	0.041228	0.0046	0.001594	0.010737	0.058159	0.055954	0	1.33E-06	0.055955	0.0046	0.001594	0.010737	0.072886	1.64704	0	0.027085	1.674125	0.000335	0	5.53E-06	0.000341	0.000517	3.634335
0.08853	0	0.234467	11.44237	0.736368	0	12.17874	3.14198	1.90602	0	5.048	0	0	0	5.048	3.576905	2.169858	0	5.746763	0	0	0	5.746763	12.45195	24.23363	0	36.68558	0.687732	0.044259	0	0.73199	8.283219	6905.23
0.447428	0	2.981224	0.30874	0.028306	0	0.337046	0.076701	0.007923	0	0.084624	0	0	0	0.084624	2.632065	0.458376	0	3.090441	0	0	0	3.090441	13.23799	1.02553	0	14.26352	0	0	0	0	0.899285	191.1021
0	6.061937	8.011065	3.051305	0	2.458945	5.51025	8.169334	0	29.75958	37.92891	25.17734	7.494114	18.47801	89.07837	11.91049	0	32.58265	44.49314	25.17734	7.494114	18.47801	95.64259	504.364	0	280.4262	784.7902	1.473728	0	0.051922	1.52565	15.29762	16273.28
0	0	0.003484	0.070348	0	0	0.070348	0.075008	0	0	0.075008	0	0	0	0.075008	0.085391	0	0	0.085391	0	0	0	0.085391	0.778259	0	0	0.778259	0.004231	0	0	0.004231	0.005544	39.88686
0	0	0	0	0	0	0	0	0	0	0	0	0	0	0	0	0	0	0	0	0	0	0	0	0	0	0	0	0	0	0	0	0
0	0.04161	0.04675	0.006368	0	0.020645	0.027013	0.016291	0	0.169575	0.185866	0.127156	0.040252	0.035589	0.388863	0.023772	0	0.185664	0.209436	0.127156	0.040252	0.035589	0.412432	2.46964	0	1.30101	3.770649	0.015134	0	0.000684	0.015818	0.192506	168.7181
0	1.103284	1.706285	0.756603	0	0.32644	1.083044	2.82338	0	6.173135	8.996515	6.689104	1.812232	5.428954	22.9268	4.114325	0	6.758721	10.87305	6.689104	1.812232	5.428954	24.80334	119.994	0	59.8552	179.8492	0.165265	0	0.006876	0.172141	1.707038	1836.136
0	0	0.000218	0.001001	0	0	0.001001	0.00469	0	0	0.00469	0	0	0	0.00469	0.005339	0	0	0.005339	0	0	0	0.005339	0.027023	0	0	0.027023	6.02E-05	0	0	6.02E-05	4.6E-05	0.567451
0	0	0	0	0	0	0	0	0	0	0	0	0	0	0	0	0	0	0	0	0	0	0	0	0	0	0	0	0	0	0	0	0
0	1.44E-05	1.62E-05	2.33E-06	0	7.16E-06	9.49E-06	5.92E-06	0	5.81E-05	6.41E-05	3.15E-05	9.59E-06	9.49E-06	0.000115	8.63E-06	0	6.37E-05	7.23E-05	3.15E-05	9.59E-06	9.49E-06	0.000123	0.000895	0	0.000446	0.001342	5.48E-06	0	2.61E-07	5.74E-06	8.05E-05	0.061225
0	3.135139	4.181358	1.894131	0	1.310712	3.204843	4.447087	0	15.58664	20.03373	10.64578	3.054367	7.823174	41.55705	6.484948	0	17.06534	23.55029	10.64578	3.054367	7.823174	45.07361	264.5128	0	142.8781	407.3909	0.804089	0	0.028676	0.832765	7.01478	8882.65
0	0	0.000675	0.037584	0	0	0.037584	0.014538	0	0	0.014538	0	0	0	0.014538	0.016551	0	0	0.016551	0	0	0	0.016551	0.122276	0	0	0.122276	0.00226	0	0	0.00226	0.002174	21.30973
0	0	0	0	0	0	0	0	0	0	0	0	0	0	0	0	0	0	0	0	0	0	0	0	0	0	0	0	0	0	0	0	0
0	0.002175	0.002457	0.000349	0	0.001084	0.001433	0.000888	0	0.00882	0.009708	0.005171	0.001535	0.001513	0.017927	0.001296	0	0.009657	0.010953	0.005171	0.001535	0.001513	0.019172	0.134402	0	0.067674	0.202076	0.000823	0	4.27E-05	0.000865	0.012014	9.228521
0.074787	0.360375	0.674378	0.307537	0.00184	0.475415	0.784792	1.231971	0.28707	1.866508	3.385549	2.082667	0.571835	2.951121	8.991172	1.788509	0.418803	2.043437	4.250749	2.082667	0.571835	2.951121	9.856373	30.72996	2.31402	27.65294	60.69692	0.15611	0.000754	0.002349	0.159213	0.843567	1698.237
0.002214	0	0.141254	1.286124	0.00948	0	1.295604	2.99346	0.047665	0	3.041124	0	0	0	3.041124	3.407855	0.054263	0	3.462118	0	0	0	3.462118	9.227866	0.39507	0	9.622936	0.077351	0.00057	0	0.077921	1.784163	734.5954
0.010821	0.049279	0.083734	0.038668	0.000268	0.068177	0.107114	0.115449	0.040902	0.250614	0.406964	0.258336	0.069657	0.352828	1.087786	0.168436	0.059684	0.27439	0.50251	0.258336	0.069657	0.352828	1.183331	3.24264	0.331238	3.997442	7.57132	0.02471	0.000124	0.000342	0.025176	0.122227	268.5423
0.000792	0	0.043634	0.590893	0.0054	0	0.596292	0.922369	0.017054	0	0.939422	0	0	0	0.939422	1.050056	0.019414	0	1.06947	0	0	0	1.06947	2.575887	0.141349	0	2.717236	0.035538	0.000325	0	0.035863	0.802857	338.0922
0	0.315347	1.104291	0.167776	0	0.015047	0.182823	5.482313	0	2.415532	7.897844	3.466644	5.420471	5.651288	22.43625	6.461139	0	2.624613	9.085752	3.466644	5.420471	5.651288	23.62415	61.03924	0	12.48775	73.52699	0.007414	0	0.000827	0.008242	0.032454	87.91
0	3.027929	4.172946	1.832087	0	1.081122	2.913209	5.551319	0	16.43893	21.99025	9.382669	2.71337	7.061364	41.14765	7.803004	0	17.99638	25.79938	9.382669	2.71337	7.061364	44.95678	245.5033	0	119.2252	364.7285	0.66133	0	0.024985	0.686315	4.704104	7320.551
0	0	0.002199	0.173974	0	0	0.173974	0.047341	0	0	0.047341	0	0	0	0.047341	0.053894	0	0	0.053894	0	0	0	0.053894	0.698132	0	0	0.698132	0.010463	0	0	0.010463	0.007747	98.64186
0	0	0	0	0	0	0	0	0	0	0	0	0	0	0	0	0	0	0	0	0	0	0	0	0	0	0	0	0	0	0	0	0
0	0.00251	0.002817	0.000383	0	0.001245	0.001629	0.000972	0	0.010219	0.011191	0.006693	0.001894	0.001938	0.021715	0.001418	0	0.011188	0.012607	0.006693	0.001894	0.001938	0.023131	0.14892	0	0.078432	0.227352	0.000911	0	6.16E-05	0.000973	0.013499	10.37397
0	0.000479	0.022516	0.030028	0	0.000453	0.030481	0.108589	0	0.002185	0.110774	0.638609	0.185501	0.00399	0.938874	0.15461	0	0.002391	0.157	0.638609	0.185501	0.00399	0.985101	3.219767	0	0.046006	3.265772	0.016233	0	3.82E-06	0.016237	0.038991	173.1874
0	0	0.001716	0.053318	0	0	0.053318	0.036954	0	0	0.036954	0	0	0	0.036954	0.042069	0	0	0.042069	0	0	0	0.042069	0.138577	0	0	0.138577	0.003207	0	0	0.003207	0.038573	30.23099
0.014857	0.062846	0.150812	0.098579	0.000398	0.038112	0.13709	0.380389	0.060987	0.363523	0.804898	0.23008	0.061369	0.462866	1.559212	0.555062	0.088992	0.398012	1.042065	0.23008	0.061369	0.462866	1.79638	9.003318	0.892998	8.042057	17.93837	0.04709	0.000337	0.000595	0.048022	0.112597	512.2291
0.005549	0	0.069645	2.262769	0.11375	0	2.376519	1.379957	0.119475	0	1.499433	0	0	0	1.499433	1.570976	0.136014	0	1.70699	0	0	0	1.70699	4.399495	2.169364	0	6.568859	0.136001	0.006837	0	0.142838	2.138073	1347.464
0.043414	0	0.114854	0.022217	0.00257	0	0.024787	0.001021	0.00062	0	0.001641	0	0	0	0.001641	0.07291	0.044307	0	0.117217	0	0	0	0.117217	0.309966	0.071971	0	0.381937	0	0	0	0	0.1242	14.05417
0.003193	0.012618	0.029401	0.022297	8.44E-05	0.009946	0.032327	0.067788	0.012444	0.068527	0.148759	0.043512	0.012107	0.047869	0.252246	0.098585	0.018154	0.075018	0.191757	0.043512	0.012107	0.047869	0.295244	1.624186	0.096381	1.428192	3.148759	0.012394	6.42E-05	0.000109	0.012567	0.031358	134.0423
0.000543	0	0.007574	0.17145	0.004633	0	0.176082	0.151364	0.011696	0	0.163059	0	0	0	0.163059	0.172316	0.013315	0	0.185631	0	0	0	0.185631	0.450501	0.13822	0	0.588721	0.010305	0.000278	0	0.010583	0.140188	99.83709
0.003335	0	0.029869	0.008705	0.000181	0	0.008886	0.000379	4.77E-05	0	0.000427	0	0	0	0.000427	0.02708	0.003404	0	0.030484	0	0	0	0.030484	0.124592	0.004282	0	0.128874	0	0	0	0	0.048066	5.038143
0.01615	0.002088	0.024771	0.011246	0.000555	0.001591	0.013391	0.032396	0.071687	0.012278	0.11636	0.015304	0.004219	0.010789	0.146672	0.047272	0.104605	0.013443	0.16532	0.015304	0.004219	0.010789	0.195631	0.753247	0.555332	0.316985	1.625564	0.002594	0.000178	1.65E-05	0.002789	0.01358	29.74744
0.000191	0	0.002376	0.091405	0.007746	0	0.099151	0.047045	0.004115	0	0.051159	0	0	0	0.051159	0.053557	0.004684	0	0.058241	0	0	0	0.058241	0.127401	0.078178	0	0.205579	0.005494	0.000466	0	0.005959	0.052632	56.21787
0.061469	0	0.529319	0.034937	0.003439	0	0.038376	0.006685	0.000878	0	0.007563	0	0	0	0.007563	0.477475	0.062734	0	0.540209	0	0	0	0.540209	1.620934	0.086147	0	1.707082	0	0	0	0	0.111757	21.75893
0	0.001145	0.001969	0.003372	0	0.001003	0.004374	0.002592	0	0.004707	0.007298	0.002004	0.000632	0.00121	0.011145	0.003782	0	0.005153	0.008935	0.002004	0.000632	0.00121	0.012781	0.113981	0	0.096161	0.210141	0.003463	0	9.32E-06	0.003472	0.011708	37.03505
0	0	0.001692	0.081482	0	0	0.081482	0.036438	0	0	0.036438	0	0	0	0.036438	0.041482	0	0	0.041482	0	0	0	0.041482	0.048115	0	0	0.048115	0.004901	0	0	0.004901	0.071742	46.19947
0	0	0	0	0	0	0	0	0	0	0	0	0	0	0	0	0	0	0	0	0	0	0	0	0	0	0	0	0	0	0	0	0
0	0	2.33071	0.433354	0	0	0.433354	0.095155	0	0	0.095155	0	0	0	0.095155	2.449101	0	0	2.449101	0	0	0	2.449101	30.57702	0	0	30.57702	0	0	0	0	0.936091	245.7074
0	2.77E-07	0.00469	0.003875	0	0.000127	0.004001	0.028991	0	1.46E-06	0.028992	0.00336	0.000963	0.007919	0.041234	0.042303	0	1.6E-06	0.042305	0.00336	0.000963	0.007919	0.054546	1.357566	0	0.02305	1.380616	0.000332	0	3.52E-06	0.000336	0.000552	3.581799
0.090602	0	0.181626	11.5569	0.760042	0	12.31694	1.959735	1.950628	0	3.910363	0	0	0	3.910363	2.23101	2.220641	0	4.451651	0	0	0	4.451651	7.978986	26.19509	0	34.17408	0.694615	0.045682	0	0.740297	8.863571	6983.591
0.477007	0	3.014837	0.325688	0.030953	0	0.356641	0.073258	0.008213	0	0.08147	0	0	0	0.08147	2.632193	0.488413	0	3.120606	0	0	0	3.120606	13.64568	1.109657	0	14.75534	0	0	0	0.96298	202.2119
0	5.722282	7.746064	3.291259	0	2.410839	5.702098	8.211099	0	27.25757	35.46867	24.32945	7.129157	17.73495	84.66222	11.97411	0	29.84339	41.8175	24.32945	7.129157	17.73495	91.01105	537.8994	0	258.7496	796.649	1.666641	0	0.050068	1.716709	17.94707	18311.2
0	0	0.003606	0.075535	0	0	0.075535	0.077632	0	0	0.077632	0	0	0	0.077632	0.088379	0	0	0.088379	0	0	0	0.088379	0.827466	0	0	0.827466	0.004543	0	0	0.004543	0.005987	42.82757
0	0	0	0	0	0	0	0	0	0	0	0	0	0	0	0	0	0	0	0	0	0	0	0	0	0	0	0	0	0	0	0	0
0	0.047817	0.054587	0.008508	0	0.024067	0.032576	0.02111	0	0.191748	0.212858	0.139424	0.046281	0.040157	0.438721	0.030804	0	0.20994	0.240744	0.139424	0.046281	0.040157	0.466606	3.198044	0	1.471293	4.669337	0.019596	0	0.000765	0.020361	0.255726	217.1828
0	1.02207	1.653466	0.802151	0	0.312397	1.114548	2.906296	0	5.594353	8.500649	6.315232	1.682978	5.038099	21.53696	4.23624	0	6.125052	10.36129	6.315232	1.682978	5.038099	23.3976	125.3487	0	54.01224	179.3609	0.184519	0	0.006508	0.191027	1.924399	2037.585
0	0	0.000224	0.001027	0	0	0.001027	0.004813	0	0	0.004813	0	0	0	0.004813	0.00548	0	0	0.00548	0	0	0	0.00548	0.027655	0	0	0.027655	6.18E-05	0	0	6.18E-05	4.72E-05	0.582405
0	0	0	0	0	0	0	0	0	0	0	0	0	0	0	0	0	0	0	0	0	0	0	0	0	0	0	0	0	0	0	0	0
0	4.78E-05	5.5E-05	9.03E-06	0	2.42E-05	3.33E-05	2.23E-05	0	0.000191	0.000213	9.91E-05	3.1E-05	2.98E-05	0.000373	3.25E-05	0	0.000209	0.000241	9.91E-05	3.1E-05	2.98E-05	0.000401	0.00337	0	0.001462	0.004832	2.06E-05	0	8.34E-07	2.14E-05	0.000303	0.228634
0	3.027315	4.155851	2.060874	0	1.288024	3.348899	4.665008	0	14.62189	19.2869	10.66804	2.984491	7.80531	40.74474	6.804569	0	16.0091	22.81367	10.66804	2.984491	7.80531	44.27151	287.6862	0	134.7892	422.4754	0.931159	0	0.028238	0.959397	8.482091	10233.37
0	0	0.000787	0.045214	0	0	0.045214	0.016943	0	0	0.016943	0	0	0	0.016943	0.019288	0	0	0.019288	0	0	0	0.019288	0.147582	0	0	0.147582	0.002719	0	0	0.002719	0.00265	25.63581
0	0	0	0	0	0	0	0	0	0	0	0	0	0	0	0	0	0	0	0	0	0	0	0	0	0	0	0	0	0	0	0	0
0	0.003635	0.004172	0.000676	0	0.001837	0.002512	0.001667	0	0.014507	0.016174	0.008043	0.002449	0.002375	0.029041	0.002433	0	0.015883	0.018316	0.008043	0.002449	0.002375	0.031183	0.252423	0	0.111309	0.363733	0.001544	0	6.86E-05	0.001613	0.022616	17.20192
0.073887	0.346118	0.673615	0.330163	0.001865	0.47897	0.810998	1.289389	0.27708	1.749133	3.315602	2.065056	0.547245	2.899846	8.827749	1.881474	0.404314	1.915081	4.200868	2.065056	0.547245	2.899846	9.713015	32.94364	2.272522	27.1438	62.35996	0.176479	0.000737	0.002313	0.179529	0.971818	1914.941
0.002197	0	0.156156	1.478756	0.009346	0	1.488102	3.314659	0.047291	0	3.36195	0	0	0	3.36195	3.773518	0.053838	0	3.827356	0	0	0	3.827356	10.1261	0.391974	0	10.51807	0.088936	0.000562	0	0.089498	2.165241	843.7399
0.010688	0.047745	0.082588	0.041642	0.00027	0.068615	0.110528	0.116028	0.039538	0.237507	0.393073	0.257713	0.067417	0.347393	1.065596	0.169308	0.057693	0.26004	0.487041	0.257713	0.067417	0.347393	1.159565	3.39856	0.325746	3.893876	7.618182	0.027785	0.000121	0.000334	0.02824	0.139468	301.2244
0.000804	0	0.049193	0.689771	0.005441	0	0.695212	1.041796	0.017305	0	1.059102	0	0	0	1.059102	1.186016	0.019701	0	1.205717	0	0	0	1.205717	2.88504	0.143434	0	3.028474	0.041485	0.000327	0	0.041812	0.978607	394.1788
0	0.30927	1.199415	0.190831	0	0.01461	0.205441	6.107428	0	2.348269	8.455697	3.473928	5.4099	5.6685	23.00803	7.221967	0	2.551736	9.773703	3.473928	5.4099	5.6685	24.32603	68.20815	0	12.39758	80.60573	0.008513	0	0.00081	0.009323	0.037599	99.44494
0	2.863382	4.063457	1.964449	0	1.045262	3.00971	5.606002	0	15.13105	20.73706	9.463621	2.634818	7.072311	39.90781	7.945483	0	16.56509	24.51057	9.463621	2.634818	7.072311	43.68132	259.9234	0	110.9609	370.8843	0.757249	0	0.02435	0.781598	5.584928	8336.882
0	0	0.00246	0.19894	0	0	0.19894	0.052964	0	0	0.052964	0	0	0	0.052964	0.060296	0	0	0.060296	0	0	0	0.060296	0.807464	0	0	0.807464	0.011965	0	0	0.011965	0.008924	112.797
0	0	0	0	0	0	0	0	0	0	0	0	0	0	0	0	0	0	0	0	0	0	0	0	0	0	0	0	0	0	0	0	0
0	0.002954	0.003365	0.000521	0	0.001486	0.002007	0.001284	0	0.011844	0.013128	0.007555	0.002192	0.002218	0.025093	0.001874	0	0.012968	0.014842	0.007555	0.002192	0.002218	0.026806	0.196303	0	0.090

CH4_IDLE	CH4_STRE	CH4_TOTE	N2O_RUN	N2O_IDLE	N2O_STRE	N2O_TOT	ROG_RUN	ROG_IDLE	ROG_STRE	ROG_TOT	ROG_DIU	ROG_HOT	ROG_RUN	ROG_TOT	TOG_RUN	TOG_IDLE	TOG_STRE	TOG_TOT	TOG_DIUR	TOG_HOT	TOG_RUN	TOG_TOT	CO_RUNE				SOx_RUN	SOx_IDLE	SOx_STRE	SOx_TOTE	NH3_RUN	Fuel Consumption
X	X	X	EX	X	X	EX	EX	X	X	EX	RN	SOAK	LOSS	AL	EX	X	X	EX	N	SOAK	LOSS	AL	X	CO_IDLEX	CO_STREX	CO_TOTEX	EX	X	X	X	EX	
0.004137	0	0.033409	2.294673	0.109064	0	2.403736	0.630213	0.089063	0	0.719276	0	0	0	0.719276	0.71745	0.101391	0	0.818841	0	0	0	0.818841	2.042306	2.097068	0	4.139374	0.137919	0.006555	0	0.144474	2.473814	1362.896
0.049078	0	0.130156	0.024901	0.002939	0	0.027841	0.001158	0.000701	0	0.00186	0	0	0	0.00186	0.082746	0.050088	0	0.132834	0	0	0	0.132834	0.347891	0.084964	0	0.432854	0	0	0	0	0.140109	15.78543
0.003131	0.012055	0.02925	0.023396	8.36E-05	0.009808	0.033287	0.069477	0.012	0.06422	0.145697	0.045623	0.012036	0.050086	0.253441	0.101381	0.01751	0.070313	0.189204	0.045623	0.012036	0.050086	0.296948	1.656916	0.092957	1.357308	3.107181	0.013474	6.17E-05	0.000104	0.013639	0.034318	145.4811
0.000463	0	0.004476	0.170898	0.004489	0	0.175387	0.086404	0.009973	0	0.096377	0	0	0	0.096377	0.098364	0.011354	0	0.109718	0	0	0	0.109718	0.271419	0.133952	0	0.405371	0.010272	0.00027	0	0.010541	0.152365	99.443
0.003749	0	0.032611	0.009453	0.000205	0	0.009657	0.000412	5.36E-05	0	0.000466	0	0	0	0.000466	0.029456	0.003826	0	0.033282	0	0	0	0.033282	0.135238	0.004917	0	0.140155	0	0	0	0	0.05235	5.475697
0.016673	0.002124	0.025971	0.012921	0.000572	0.001661	0.015154	0.03529	0.072487	0.012275	0.120052	0.015449	0.004127	0.010562	0.15019	0.051495	0.105773	0.01344	0.170707	0.015449	0.004127	0.010562	0.200845	0.818267	0.56127	0.312525	1.692062	0.003051	0.000179	1.65E-05	0.003247	0.016035	34.63112
0.000184	0	0.00227	0.09035	0.007722	0	0.098073	0.044918	0.003958	0	0.048876	0	0	0	0.048876	0.051135	0.004506	0	0.055642	0	0	0	0.055642	0.122732	0.080268	0	0.203	0.00543	0.000464	0	0.005895	0.054668	55.60621
0.063508	0	0.539326	0.035808	0.003596	0	0.039404	0.006799	0.000907	0	0.007706	0	0	0	0.007706	0.485607	0.064814	0	0.550422	0	0	0	0.550422	1.638352	0.09272	0	1.731072	0	0	0	0	0.115395	22.34171
0	0.001182	0.002003	0.003525	0	0.001012	0.004537	0.002587	0	0.00487	0.007457	0.002106	0.000684	0.001269	0.011517	0.003775	0	0.005333	0.009108	0.002106	0.000684	0.001269	0.013167	0.116602	0	0.096415	0.213016	0.003487	0	9.39E-06	0.003496	0.011795	37.28965
0	0	0.001693	0.080914	0	0	0.080914	0.03644	0	0	0.03644	0	0	0	0.03644	0.041484	0	0	0.041484	0	0	0	0.041484	0.043098	0	0	0.043098	0.004866	0	0	0.004866	0.074051	45.87767
0	0	0	0	0	0	0	0	0	0	0	0	0	0	0	0	0	0	0	0	0	0	0	0	0	0	0	0	0	0	0	0	0
0	0	2.148014	0.439127	0	0	0.439127	0.031665	0	0	0.031665	0	0	0	0.031665	2.19327	0	0	2.19327	0	0	0	2.19327	32.7631	0	0	32.7631	0	0	0	0	0.946681	248.9807
0	3.23E-07	0.003535	0.003061	0	7.55E-05	0.003136	0.021394	0	1.7E-06	0.021396	0.002504	0.000667	0.005894	0.030461	0.031219	0	1.86E-06	0.03122	0.002504	0.000667	0.005894	0.040285	1.029517	0	0.018729	1.048246	0.000292	0	2.79E-06	0.000295	0.000513	3.146473
0.093204	0	0.151963	11.64949	0.779595	0	12.42909	1.265064	2.006658	0	3.271723	0	0	0	3.271723	1.440179	2.284428	0	3.724607	0	0	0	3.724607	4.983372	27.9983	0	32.98168	0.700181	0.046857	0	0.747037	9.345326	7047.178
0.499849	0	3.020758	0.337695	0.033154	0	0.370849	0.069706	0.008414	0	0.07812	0	0	0	0.07812	2.611153	0.511582	0	3.122735	0	0	0	3.122735	13.86504	1.189903	0	15.05494	0	0	0	0	1.012368	210.2677
0	5.355302	7.169091	3.061639	0	2.330851	5.392489	7.213142	0	25.11462	32.32776	23.59415	6.789557	17.14711	79.85857	10.52091	0	27.49721	38.01813	23.59415	6.789557	17.14711	85.54894	501.7836	0	240.4453	742.2289	1.645689	0	0.048605	1.694294	18.50232	18072.11
0	0	0.003234	0.070248	0	0	0.070248	0.069636	0	0	0.069636	0	0	0	0.069636	0.079276	0	0	0.079276	0	0	0	0.079276	0.761297	0	0	0.761297	0.004225	0	0	0.004225	0.0056	39.82981
0	0	0	0	0	0	0	0	0	0	0	0	0	0	0	0	0	0	0	0	0	0	0	0	0	0	0	0	0	0	0	0	0
0	0.054415	0.061963	0.009474	0	0.027328	0.036802	0.023593	0	0.21871	0.242303	0.153623	0.052734	0.046038	0.494698	0.034426	0	0.23946	0.273886	0.153623	0.052734	0.046038	0.526281	3.574836	0	1.678309	5.253145	0.021908	0	0.000861	0.022769	0.29217	242.8665
0	0.935316	1.500338	0.729711	0	0.295069	1.02478	2.582841	0	5.067111	7.649952	5.982967	1.562947	4.701059	19.89692	3.766066	0	5.547811	9.313878	5.982967	1.562947	4.701059	21.56085	113.4049	0	48.77289	162.1778	0.179408	0	0.006184	0.185592	1.899015	1979.607
0	0	0.000198	0.000914	0	0	0.000914	0.004268	0	0	0.004268	0	0	0	0.004268	0.004858	0	0	0.004858	0	0	0	0.004858	0.024517	0	0	0.024517	5.5E-05	0	0	5.5E-05	4.2E-05	0.518051
0	0	0	0	0	0	0	0	0	0	0	0	0	0	0	0	0	0	0	0	0	0	0	0	0	0	0	0	0	0	0	0	0
0	0.000107	0.000122	1.9E-05	0	5.39E-05	7.29E-05	4.74E-05	0	0.00043	0.000477	0.000197	6.52E-05	5.97E-05	0.000799	6.91E-05	0	0.00047	0.000539	0.000197	6.52E-05	5.97E-05	0.000861	0.007177	0	0.003295	0.010471	4.39E-05	0	1.83E-06	4.57E-05	0.000645	0.487428
0	2.902264	3.954714	1.93591	0	1.253993	3.189903	4.28528	0	13.81452	18.0998	10.63079	2.915146	7.744753	39.39049	6.251388	0	15.12514	21.37653	10.63079	2.915146	7.744753	42.66722	274.5949	0	128.5201	403.1149	0.941977	0	0.028034	0.970012	9.002074	10346.59
0	0	0.000811	0.04736	0	0	0.04736	0.017461	0	0	0.017461	0	0	0	0.017461	0.019879	0	0	0.019879	0	0	0	0.019879	0.155189	0	0	0.155189	0.002848	0	0	0.002848	0.00282	26.85266
0	0	0	0	0	0	0	0	0	0	0	0	0	0	0	0	0	0	0	0	0	0	0	0	0	0	0	0	0	0	0	0	0
0	0.00539	0.006154	0.000957	0	0.002712	0.00367	0.002382	0	0.021619	0.024001	0.010983	0.003497	0.00329	0.04177	0.003476	0	0.02367	0.027145	0.010983	0.003497	0.00329	0.044915	0.360954	0	0.165878	0.526832	0.002208	0	1E-04	0.002308	0.032401	24.61712
0.071879	0.329423	0.633148	0.301747	0.001836	0.469315	0.772898	1.177357	0.267456	1.653595	3.098409	2.001124	0.514441	2.796067	8.41004	1.717997	0.390271	1.810479	3.918747	2.001124	0.514441	2.796067	9.230379	31.19222	2.246925	26.986	60.42514	0.174591	0.000723	0.002287	0.177601	0.984209	1894.373
0.00219	0	0.150185	1.48997	0.009244	0	1.499214	3.18623	0.047155	0	3.233385	0	0	0	3.233385	3.62731	0.053683	0	3.680993	0	0	0	3.680993	9.620462	0.390846	0	10.01131	0.089611	0.000556	0	0.090167	2.312758	850.0404
0.010375	0.045578	0.077228	0.038178	0.000264	0.067061	0.105503	0.101281	0.038165	0.22528	0.364725	0.249819	0.064108	0.333673	1.012326	0.147789	0.05569	0.246653	0.450132	0.249819	0.064108	0.333673	1.097732	3.13294	0.322174	3.837846	7.292961	0.027347	0.000119	0.000328	0.027794	0.139744	296.4681
0.000821	0	0.048428	0.705383	0.005505	0	0.710888	1.024953	0.017665	0	1.042618	0	0	0	1.042618	1.166841	0.020111	0	1.186952	0	0	0	1.186952	2.80677	0.146419	0	2.953189	0.042424	0.000331	0	0.042755	1.047715	403.0671
0	0.302671	1.176862	0.189876	0	0.01416	0.204036	5.942336	0	2.290018	8.232355	3.508116	5.438131	5.729153	22.90775	7.052621	0	2.488656	9.541277	3.508116	5.438131	5.729153	24.21668	66.6252	0	12.36125	78.98645	0.00861	0	0.000796	0.009406	0.038444	100.3253
0	2.669231	3.710932	1.79439	0	0.997398	2.791788	4.564283	0	13.88188	18.44616	9.477918	2.521528	7.059911	37.50552	6.645535	0	15.19871	21.84425	9.477918	2.521528	7.059911	40.90361	231.442	0	103.0938	334.5358	0.755185	0	0.023808	0.778992	5.808036	8309.087
0	0	0.002369	0.197317	0	0	0.197317	0.051013	0	0	0.051013	0	0	0	0.051013	0.058074	0	0	0.058074	0	0	0	0.058074	0.803697	0	0	0.803697	0.011867	0	0	0.011867	0.008935	111.877
0	0	0	0	0	0	0	0	0	0	0	0	0	0	0	0	0	0	0	0	0	0	0	0	0	0	0	0	0	0	0	0	0
0	0.003707	0.00421	0.000633	0	0.001859	0.002492	0.001573	0	0.014919	0.016492	0.008942	0.002762	0.002696	0.030891	0.002295	0	0.016335	0.01863	0.008942	0.002762	0.002696	0.033029	0.240069	0	0.114511	0.35458	0.001469	0	8.7E-05	0.001556	0.02174	16.5995
0	0.0004	0.017998	0.027664	0	0.000433	0.028097	0.080857	0	0.00171	0.082566	0.533867	0.142121	0.003247	0.761802	0.117986	0	0.001872	0.119858	0.533867	0.142121	0.003247	0.799093	2.280407	0	0.03823	2.318637	0.01712	0	3.29E-06	0.017123	0.041454	182.6421
0	0	0.001929	0.061574	0	0	0.061574	0.041541	0	0	0.041541	0	0	0	0.041541	0.047291	0	0	0.047291	0	0	0	0.047291	0.154438	0	0	0.154438	0.003703	0	0	0.003703	0.048081	34.91162
0.014505	0.056485	0.129054	0.086727	0.000406	0.036837	0.12397	0.294489	0.057156	0.315848	0.667492	0.192849	0.047115	0.373801	1.281258	0.429717	0.083402	0.345814	0.858932	0.192849	0.047115	0.373801	1.472698	6.918487	0.835037	6.850646	14.60417	0.051702	0.00031	0.000538	0.05255	0.134684	560.5177
0.003863	0	0.028398	2.320126	0.109013	0	2.429139	0.52822	0.08318	0	0.6114	0	0	0	0.6114	0.601338	0.094694	0	0.696032	0	0	0	0.696032	1.750089	2.116759	0	3.866848	0.139449	0.006552	0	0.146001	2.568789	1377.299
0.053221	0	0.142626	0.027045	0.003242	0	0.030287	0.001277	0.00076	0	0.002038	0.091244	0.054316	0	0.14556	0	0	0	0.14556	0	0	0	0.14556	0.37755	0.097193	0	0.474742	0	0	0	0	0.152881	17.17235
0.00303	0.011516	0.027078	0.021071	8.13E-05	0.009503	0.030656	0.061954	0.011593	0.061293	0.13484	0.046021	0.011569	0.050493	0.242922	0.090403	0.016916	0.067109	0.174427	0.046021	0.011569	0.050493	0.28251	1.472086	0.089794	1.290164	2.852045	0.012759	5.93E-05	9.93E-05	0.012917	0.032789	137.7829
0.000434	0	0.003476	0.171679	0.004452	0	0.176131	0.065489	0.009349	0	0.074838	0	0	0	0.074838	0.074554	0.010643	0	0.085197	0	0	0	0.085197	0.206231	0.13529	0	0.341521	0.010319	0.000268	0	0.010586	0.158492	99.86449
0.003937	0	0.033938	0.009779	0.000215	0	0.009994	0.000429	5.63E-05	0	0.000485	0	0	0	0.000485	0.030618	0.004018	0	0.034636	0	0	0	0.034636	0.140123	0.005183	0	0.145305	0	0	0	0.054167	5.666765	
0.016998	0.002149	0.025911	0.012832	0.000583	0.001721	0.015136	0.033221	0.073618	0.012375	0.119214	0.015277	0.00401	0.010199	0.1487	0.048476	0.107423	0.013549	0.169449	0.015277	0.00401	0.010199	0.198934	0.771292	0.569806	0.309463	1.65056	0.003125	0.000181	1.66E-05	0.003323	0.016497	35.44313
0.000178	0	0.002167	0.089251	0.007689	0	0.09694	0.042814	0.003838	0	0.046653	0	0	0	0.046653	0.048741	0.00437	0	0.053111	0	0	0	0.053111	0.118063	0.082515	0	0.200578	0.005364	0.000462	0	0.005826	0.056751	54.964
0.065558	0	0.549109	0.036656	0.003752	0	0.040408	0.006909	0.000937	0	0.007846	0	0	0	0.007846	0.493499	0.066907	0	0.560406	0	0	0	0.560406	1.654269	0.099441	0	1.75371	0	0	0	0	0.119098	22.91122
0	0.001167	0.001987	0.003483	0	0.001001	0.004484	0.002578	0	0.004798	0.007376	0.002008	0.000662	0.001259	0.011306	0.003762	0	0.005253	0.009016	0.002008	0.000662	0.001259	0.012945	0.11705	0	0.096672	0.213722	0.003507	0	9.44E-06	0.003517	0.011881	37.51097
0	0	0.001562	0.078914	0	0	0.078914	0.033638	0	0	0.033638	0	0	0	0.033638	0.038294	0	0	0.038294	0	0	0	0.038294	0.039574	0	0	0.039574	0.004746	0	0	0.004746	0.07591	44.74337
0	0	0	0	0	0	0	0	0	0	0	0	0	0	0	0	0	0	0	0	0	0	0	0	0	0	0	0	0	0	0	0	0
0	0	2.38846	0.439238	0	0	0.439238	0.035118	0	0	0.035118	0	0	0	0.035118	2.438681	0	0	2.438681	0	0	0	2.438681	34.73208	0	0	34.73208	0	0	0	0	0.961536	249.044
0	3.23E-07	0.00278	0.002559	0	8.56E-05	0.002644	0.016572	0	1.71E-06	0.016574	0.00188	0.000498	0.004382	0.023333	0.024182	0	1.87E-06	0.024184	0.00188	0.000498	0.004382	0.030943	0.783552	0	0.017192	0.800745	0.00026	0	2.26E-06	0.000262	0.000481	2.794146
0.095664	0	0.129425	11.72841	0.771004	0	12.49941	0.726855	2.059622	0	2.786477	0	0	0	2.786477	0.827469	2.344723	0	3.172192	0	0	0	3.172192	3.537696	30.02397	0	33.56166	0.704924	0.04634	0	0.751264	10.02671	7087.049
0	0	0	0	0	0	0	0	0	0	0	0	0	0	0	0	0	0	0	0	0	0	0	0	0	0	0	0	0	0	0	0	0
0.501763	0	2.950522	0.335603	0.034222	0	0.369825	0.0656	0.008326	0	0.073926	0	0	0	0.073926	2.534016	0.513404	0	3.047419	0	0	0	3.047419	13.55	1.251482	0	14.80148	0	0	0	0	1.011429	209.6875
0	5.019629	6.647327	2.856833	0	2.254891	5.111724	6.341827	0	23.20446	29.54628	22.87662	6.542538	16.58324	75.54868	9.251313	0	25.40588	34.65719	22.87662	6.542538	16.58324	80.65959	468.7676	0	224.2399	693.0075	1.61647	0	0.047185	1.663656	19.01296	17745.3
0	0	0.00284	0.064628	0	0	0.064628	0.061146	0	0	0.061146	0	0	0	0.061146	0.069611	0	0	0.069611	0	0	0	0.069611	0.691614	0	0	0.691614	0.003887	0	0	0.003887	0.005189	36.64337
0	0	0	0	0	0	0	0	0	0	0	0	0	0	0	0	0	0	0	0	0	0	0	0	0	0	0	0	0	0	0	0	0
0	0.060782	0.069008	0.010305	0	0.030443	0.040748	0.025783	0	0.245006	0.270788	0.169644	0.060354	0.05299	0.553776	0.037622	0	0.26825	0.305872	0.169644	0.060354	0.05299	0.58886	3.908066	0	1.880234	5.7883	0.023952	0	0.00095	0.024902	0.324835	265.6189
0	0.855204	1.356343	0.659771	0	0.278756	0.938526	2.273332	0	4.585452	6.858784	5.61272	1.459438	4.350334	18.28128	3.316297	0	5.02048	8.336777	5.61272	1.459438	4.350334	19.75927	101.9273	0	44.04586	145.9732	0.173585	0	0.00588	0.179466	1.870832	1914.263
0	0	0.000175	0.000807	0	0	0.000807	0.003761	0	0	0.003761	0	0	0	0.003761	0.004281	0	0	0.004281	0	0	0	0.004281	0.021589	0	0	0.021589	4.86E-05	0	0	4.86E-05	3.71E-05	0.457718
0	0	0	0	0	0	0	0	0	0	0	0	0	0	0	0	0	0	0	0	0	0	0	0	0	0	0	0	0	0	0	0	0
0	0.00019	0.000215	3.22E-05	0	9.5E-05	0.000127	8.09E-05	0	0.000764	0.000845	0.000332	0.000113	9.99E-05	0.00139	0.000118	0	0.000837	0.000955	0.000332	0.000113	9.99E-05	0.0015	0.012263	0	0.005861	0.018124	7.5E-05	0	3.19E-06	7.81E-05	0.001102	0.833487
0	2.785933	3.766069	1.823887	0	1.225264	3.049151	3.928458	0	13.08292	17.01138	10.53323	2.857096	7.640965	38.04267	5.731859	0	14.32414	20.056	10.53323	2.857096	7.640965	41.0873	261.8639	0	122.8376	384.7015	0.946874	0	0.027819	0.974693	9.49127	10396.52
0	0	0.000808	0.048905	0	0	0.048905	0.017389	0	0	0.017389	0	0	0	0.017389	0.019796	0	0	0.019796	0	0	0	0.019796	0.160327	0	0	0.160327	0.002941	0	0	0.002941	0.002965	27.72848
0	0	0	0	0	0	0	0	0	0	0	0	0	0	0	0	0	0	0	0	0	0	0	0	0	0	0	0	0	0	0	0	0
0	0.007247	0.008234	0.001234	0	0.003632	0.004866	0.003094	0	0.029198	0.032292	0.014112	0.004606	0.004255	0.055266	0.004515	0	0.031969	0.036483	0.014112	0.004606	0.004255	0.059457	0.469126	0	0.22405	0.693177	0.00287	0	0.000132	0.003002	0.04216	32.01989
0.069896	0.313947	0.594319	0.27357	0.001805	0.45998	0.735354	1.067005	0.258188	1.566199	2.891393	1.956209	0.49181	2.718986	8.058397	1.556972	0.376747	1.714791	3.64851	1.956209	0.49181	2.718986	8.815515	29.50762	2.227492	27.00809	58.74321	0.171871	0.00071	0.002263	0.174844	0.993246	1864.964
0.002185	0	0.143054	1.490613	0.009138	0	1.499751	3.03282	0.04705	0	3.07987	0	0	0	3.07987	3.452664	0.053563	0	3.506227	0	0	0	3.506227	9.048016	0.389976	0	9.437993	0.08965	0.00055	0	0.090199	2.445334	850.345
0.010047	0.04345	0.072042	0.034653	0.000258	0.065435	0.100346	0.087425	0.036767	0.213446	0.337638	0.243472	0.061303	0.322184	0.964597	0.12757	0.053651	0.233696	0.414917	0.243472	0.061303	0.322184	1.041876	2.885749	0.318924	3.798765	7.003438	0.026772	0.000117	0.000322	0.027211	0.13952	290.2461
0.000837	0	0.047274	0.715004	0.00556	0	0.720563	0.999771	0.018017	0	1.017788	0	0	0	1.017788	1.138173	0.020511	0	1.158684	0	0	0	1.158684	2.707056	0.149333	0	2.856388	0.043002	0.000334	0	0.043337	1.109046	408.5525
0	0.295784	1.151644	0.188283	0	0.013683	0.201967	5.763204	0	2.229025	7.992229	3.5243	5.464696	5.782195	22.76342	6.865856	0	2.42261	9.288466	3.5243	5.464696	5.782195	24.05966	64.91802	0	12.33077	77.24879	0.008666	0	0.000781	0.009446	0.039093	100.76
0	2.487326	3.421583	1.640266	0	0.952408	2.592675	4.030685	0	12.75594	16.78663	9.476485	2.458303	7.02626	35.74768	5.872799	0	13.96604	19.83884	9.476485	2.458303	7.02626	38.79989	213.0322	0	95.92805	308.9602	0.74809	0	0.023269	0.771359	6.002666	8227.667
0	0	0.002262	0.194029	0	0	0.194029	0.048695	0	0	0.048695	0	0	0	0.048695	0.055436	0	0	0.055436	0	0	0	0.055436	0.792014	0	0	0.792014	0.011669	0	0	0.011669	0.008884	110.0125
0	0	0	0	0	0	0	0	0	0	0	0	0	0	0	0	0	0	0	0	0	0	0	0	0	0	0	0	0	0	0	0	0
0	0.004528	0.005122	0.000746	0	0.002262	0.003008	0.001869	0	0.018296	0.020165	0.010317	0.003334	0.003125	0.036941	0.002727	0	0.020032	0.022759	0.010317	0.003334	0.003125	0.039535	0.284862	0	0.140428	0.42529	0.001744	0	0.000104	0.001848	0.025786	19.71149
0	0.000374	0.014871	0.024523	0	0.000424	0.024947	0.064987	0	0.001574	0.066561	0.490215	0.127612	0.002932	0.687321	0.094829	0	0.001724	0.096552	0.490215	0.127612	0.002932	0.717312	1.770087	0	0.034785	1.804872	0.016368	0	3.09E-06	0.016371	0.039786	174.6202
0	0	0.001892	0.061549	0	0	0.061549	0.040734	0	0	0.040734	0	0	0	0.040734	0.046373	0	0	0.046373	0	0	0	0.046373	0.150773	0	0	0.150773	0.003702	0	0	0.003702	0.049836	34.89787
0.014321	0.053635	0.115751	0.075393	0.000406	0.036209	0.112008	0.239497	0.055821	0.29637	0.591688	0.177168	0.042675	0.337473	1.149004	0.349474	0.081453	0.324488	0.755415	0.177168	0.042675	0.337473	1.312731	5.608382	0.81479	6.376758	12.79993	0.050592	0.000299	0.000515	0.051406	0.133465	548.321
0.003584	0	0.020904	2.339845	0.107293	0	2.447138	0.372891	0.077167	0	0.450058	0	0	0	0.450058	0.424508	0.087849	0	0.512357	0	0	0	0.512357	1.386127	2.243416	0	3.629543	0

CH4_IDLEX	CH4_STREX	CH4_TOTEX	N2O_RUNEX	N2O_IDLEX	N2O_STREX	N2O_TOTEX	ROG_RUNEX	ROG_IDLEX	ROG_STREX	ROG_TOTEX	ROG_DIURN	ROG_HOTSOAK	ROG_RUNLOSS	ROG_TOTAL	TOG_RUNEX	TOG_IDLEX	TOG_STREX	TOG_TOTEX	TOG_DIURN	TOG_HOTSOAK	TOG_RUNLOSS	TOG_TOTAL	CO_RUNEX	CO_IDLEX	CO_STREX	CO_TOTEX	SOx_RUNEX	SOx_IDLEX	SOx_STREX	SOx_TOTEX	NH3_RUNEX	Fuel Consumption
0.000435	0	0.003022	0.173246	0.004384	0	0.177629	0.055678	0.009376	0	0.065054	0	0	0	0.065054	0.063385	0.010674	0	0.074059	0	0	0	0.074059	0.183263	0.144354	0	0.327617	0.010413	0.000263	0	0.010676	0.168185	100.7141
0.00346	0	0.0315	0.008942	0.000191	0	0.009133	0.000401	4.94E-05	0	0.00045	0	0	0	0.00045	0.028617	0.003532	0	0.032148	0	0	0	0.032148	0.128747	0.004798	0	0.133545	0	0	0	0	0.04974	5.178431
0.0173	0.00217	0.025846	0.012704	0.000593	0.001788	0.015084	0.031306	0.074711	0.012458	0.118474	0.015593	0.003996	0.010159	0.148221	0.045681	0.109018	0.01364	0.168339	0.015593	0.003996	0.010159	0.198086	0.717397	0.578063	0.307013	1.602473	0.00318	0.000183	1.66E-05	0.003379	0.016856	36.04528
0.000174	0	0.002069	0.088144	0.007649	0	0.095792	0.040799	0.003745	0	0.044544	0	0	0	0.044544	0.046446	0.004263	0	0.05071	0	0	0	0.05071	0.113556	0.084829	0	0.198385	0.005298	0.00046	0	0.005757	0.058798	54.3133
0	0	0	0	0	0	0	0	0	0	0	0	0	0	0	0	0	0	0	0	0	0	0	0	0	0	0	0	0	0	0	0	0
0.067606	0	0.558696	0.037492	0.003909	0	0.041401	0.007017	0.000966	0	0.007983	0	0	0	0.007983	0.501193	0.068997	0	0.57019	0	0	0	0.57019	1.669421	0.106167	0	1.775589	0	0	0	0	0.122766	23.47374
0	0.001162	0.001979	0.003483	0	0.000994	0.004477	0.002567	0	0.004772	0.00734	0.002019	0.000669	0.001314	0.011342	0.003746	0	0.005225	0.008972	0.002019	0.000669	0.001314	0.012974	0.1182	0	0.097134	0.215334	0.003524	0	9.5E-06	0.003534	0.011968	37.69319
0	0	0.001513	0.078682	0	0	0.078682	0.032577	0	0	0.032577	0	0	0	0.032577	0.037086	0	0	0.037086	0	0	0	0.037086	0.038233	0	0	0.038233	0.004732	0	0	0.004732	0.077577	44.61219
0	0	0	0	0	0	0	0	0	0	0	0	0	0	0	0	0	0	0	0	0	0	0	0	0	0	0	0	0	0	0	0	0
0	0	2.59985	0.438138	0	0	0.438138	0.038164	0	0	0.038164	0	0	0	0.038164	2.654449	0	0	2.654449	0	0	0	2.654449	36.59132	0	0	36.59132	0	0	0	0	0.969745	248.4201
0	2.75E-07	0.002162	0.002251	0	6.31E-05	0.002314	0.012677	0	1.45E-06	0.012679	0.001361	0.000357	0.003131	0.017528	0.018499	0	1.59E-06	0.0185	0.001361	0.000357	0.003131	0.023349	0.562453	0	0.01427	0.576723	0.000229	0	1.79E-06	0.000231	0.00045	2.466708
0.098576	0	0.131553	11.76229	0.780713	0	12.543	0.70997	2.12232	0	2.83229	0	0	0	2.83229	0.808247	2.4161	0	3.224347	0	0	0	3.224347	3.362338	30.99422	0	34.35656	0.70696	0.046924	0	0.753884	10.21654	7111.766
0	0	0	0	0	0	0	0	0	0	0	0	0	0	0	0	0	0	0	0	0	0	0	0	0	0	0	0	0	0	0	0	0
0.511478	0	2.892177	0.341616	0.035855	0	0.377471	0.061644	0.008357	0	0.070001	0	0	0	0.070001	2.461156	0.523196	0	2.984352	0	0	0	2.984352	13.46422	1.316053	0	14.78028	0	0	0	0	1.041186	214.0223
0	4.709303	6.170304	2.673761	0	2.182114	4.855875	5.576681	0	21.49068	27.06736	21.98914	6.239571	15.90537	71.20145	8.13748	0	23.52959	31.66707	21.98914	6.239571	15.90537	75.80116	437.7585	0	209.7802	647.5387	1.577978	0	0.04578	1.623758	19.42883	17319.74
0	0	0.002382	0.058806	0	0	0.058806	0.051285	0	0	0.051285	0	0	0	0.051285	0.058384	0	0	0.058384	0	0	0	0.058384	0.617056	0	0	0.617056	0.003537	0	0	0.003537	0.004762	33.34273
0	0	0	0	0	0	0	0	0	0	0	0	0	0	0	0	0	0	0	0	0	0	0	0	0	0	0	0	0	0	0	0	0
0	0.066728	0.075468	0.01094	0	0.033317	0.044258	0.027485	0	0.269881	0.297366	0.186165	0.066938	0.060246	0.610716	0.040107	0	0.295485	0.335592	0.186165	0.066938	0.060246	0.648942	4.172152	0	2.07128	6.243432	0.025594	0	0.00103	0.026624	0.352281	283.9847
0	0.782146	1.224287	0.594626	0	0.263539	0.858165	1.992313	0	4.151892	6.144205	5.213457	1.352629	3.988942	16.69923	2.906824	0	4.545795	7.452619	5.213457	1.352629	3.988942	18.00765	91.6783	0	39.93583	131.6141	0.167158	0	0.005598	0.172756	1.839694	1842.694
0	0	0.000154	0.000713	0	0	0.000713	0.003314	0	0	0.003314	0	0	0	0.003314	0.003772	0	0	0.003772	0	0	0	0.003772	0.019029	0	0	0.019029	4.29E-05	0	0	4.29E-05	3.28E-05	0.404529
0	0	0	0	0	0	0	0	0	0	0	0	0	0	0	0	0	0	0	0	0	0	0	0	0	0	0	0	0	0	0	0	0
0	0.000294	0.000333	4.78E-05	0	0.000147	0.000195	0.000121	0	0.001191	0.001312	0.000506	0.000174	0.00015	0.002142	0.000177	0	0.001304	0.001481	0.000506	0.000174	0.00015	0.00231	0.018364	0	0.009139	0.027503	0.000112	0	4.86E-06	0.000117	0.001655	1.250182
0	2.673122	3.583699	1.725206	0	1.200233	2.925439	3.596009	0	12.40367	15.99968	10.41208	2.782244	7.531046	36.72505	5.247112	0	13.58045	18.82757	10.41208	2.782244	7.531046	39.55294	249.5349	0	117.559	367.094	0.944955	0	0.027578	0.972534	9.927713	10373.49
0	0	0.000773	0.049776	0	0	0.049776	0.016648	0	0	0.016648	0	0	0	0.016648	0.018953	0	0	0.018953	0	0	0	0.018953	0.161999	0	0	0.161999	0.002994	0	0	0.002994	0.00308	28.22252
0	0	0	0	0	0	0	0	0	0	0	0	0	0	0	0	0	0	0	0	0	0	0	0	0	0	0	0	0	0	0	0	0
0	0.008969	0.010139	0.001461	0	0.004476	0.005936	0.003685	0	0.036299	0.039984	0.017033	0.005653	0.005118	0.067788	0.005377	0	0.039743	0.04512	0.017033	0.005653	0.005118	0.072924	0.559578	0	0.278558	0.838136	0.003427	0	0.000161	0.003588	0.050466	38.26914
0.067834	0.299126	0.55559	0.24622	0.001769	0.449305	0.697294	0.953048	0.248908	1.4843	2.686255	1.875518	0.46315	2.599136	7.624058	1.390685	0.363206	1.625121	3.379012	1.875518	0.46315	2.599136	8.316815	27.71568	2.205204	27.02215	56.94304	0.167926	0.000696	0.002235	0.170858	0.993518	1822.448
0.002175	0	0.134879	1.477648	0.009011	0	1.486659	2.857034	0.046826	0	2.90386	0	0	0	2.90386	3.252544	0.053308	0	3.305852	0	0	0	3.305852	8.430285	0.388116	0	8.818401	0.08887	0.000542	0	0.089412	2.545161	842.9218
0	0	0	0	0	0	0	0	0	0	0	0	0	0	0	0	0	0	0	0	0	0	0	0	0	0	0	0	0	0	0	0	0
0.009712	0.041402	0.067246	0.031313	0.000251	0.063617	0.095181	0.075324	0.035382	0.202272	0.312978	0.23682	0.058242	0.31125	0.91929	0.109913	0.051629	0.221462	0.383004	0.23682	0.058242	0.31125	0.989316	2.676969	0.31527	3.760281	6.75252	0.026027	0.000115	0.000316	0.026457	0.138243	282.2045
0.00085	0	0.045623	0.71699	0.005591	0	0.722582	0.963931	0.018294	0	0.982226	0	0	0	0.982226	1.097372	0.020827	0	1.118199	0	0	0	1.118199	2.587371	0.151634	0	2.739005	0.043122	0.000336	0	0.043458	1.15502	409.6971
0	0	0	0	0	0	0	0	0	0	0	0	0	0	0	0	0	0	0	0	0	0	0	0	0	0	0	0	0	0	0	0	0
0	0.289204	1.123646	0.185977	0	0.013224	0.1992	5.568477	0	2.170964	7.739442	3.524286	5.488228	5.826032	22.57799	6.658185	0	2.35974	9.017925	3.524286	5.488228	5.826032	23.85647	63.07329	0	12.30522	75.3785	0.008671	0	0.000767	0.009438	0.039491	100.6709
0	2.311019	3.140559	1.493126	0	0.90889	2.402016	3.517809	0	11.68772	15.20553	9.361992	2.368468	6.916157	33.85214	5.130139	0	12.79654	17.92668	9.361992	2.368468	6.916157	36.57329	194.5638	0	89.11814	283.6819	0.735272	0	0.022697	0.757969	6.157293	8084.839
0	0	0.002144	0.188925	0	0	0.188925	0.046169	0	0	0.046169	0	0	0	0.046169	0.052561	0	0	0.052561	0	0	0	0.052561	0.771595	0	0	0.771595	0.011362	0	0	0.011362	0.008761	107.1185
0	0	0	0	0	0	0	0	0	0	0	0	0	0	0	0	0	0	0	0	0	0	0	0	0	0	0	0	0	0	0	0	0
0	0.005627	0.006337	0.000888	0	0.0028	0.003688	0.002242	0	0.022841	0.025083	0.01222	0.004237	0.003712	0.045252	0.003272	0	0.025008	0.02828	0.01222	0.004237	0.003712	0.048449	0.341882	0	0.175307	0.517189	0.002095	0	0.000127	0.002221	0.031004	23.69343
0	0.00035	0.01251	0.021895	0	0.000415	0.02231	0.053313	0	0.001454	0.054767	0.457344	0.115646	0.002695	0.630452	0.077794	0	0.001592	0.079387	0.457344	0.115646	0.002695	0.655072	1.40626	0	0.031872	1.438132	0.015628	0	2.9E-06	0.015631	0.038072	166.7295
0	0	0.001848	0.061276	0	0	0.061276	0.039787	0	0	0.039787	0	0	0	0.039787	0.045295	0	0	0.045295	0	0	0	0.045295	0.146574	0	0	0.146574	0.003685	0	0	0.003685	0.051302	34.74305
0.01411	0.050909	0.104561	0.065751	0.000405	0.035374	0.10153	0.195859	0.054539	0.278173	0.528571	0.162473	0.038656	0.305503	1.035202	0.285797	0.079583	0.304565	0.669945	0.162473	0.038656	0.305503	1.176576	4.551931	0.795513	5.955865	11.30331	0.049194	0.00029	0.000495	0.049978	0.131214	533.0897
0.003437	0	0.01888	2.357001	0.108243	0	2.465244	0.3325	0.073989	0	0.406489	0	0	0	0.406489	0.378526	0.084231	0	0.462757	0	0	0	0.462757	1.283984	2.276173	0	3.560157	0.141665	0.006506	0	0.148171	2.824128	1397.77
0	0	0	0	0	0	0	0	0	0	0	0	0	0	0	0	0	0	0	0	0	0	0	0	0	0	0	0	0	0	0	0	0
0.059451	0	0.162938	0.030297	0.003754	0	0.034051	0.001479	0.000849	0	0.002328	0	0	0	0.002328	0.105617	0.060674	0	0.166291	0	0	0	0.166291	0.422037	0.121165	0	0.543203	0	0	0	0	0.173278	19.30647
0.002827	0.010525	0.02298	0.016869	7.64E-05	0.008867	0.025813	0.047389	0.010798	0.056043	0.114229	0.046835	0.011028	0.051143	0.223235	0.06915	0.015756	0.06136	0.146266	0.046835	0.011028	0.051143	0.255271	1.114168	0.083612	1.171663	2.369442	0.011298	5.46E-05	9.12E-05	0.011444	0.029587	122.0698
0.000444	0	0.003044	0.173176	0.00445	0	0.177626	0.055974	0.009569	0	0.065542	0	0	0	0.065542	0.063722	0.010893	0	0.074615	0	0	0	0.074615	0.183932	0.147691	0	0.331623	0.010409	0.000267	0	0.010676	0.168822	100.7125
0	0	0	0	0	0	0	0	0	0	0	0	0	0	0	0	0	0	0	0	0	0	0	0	0	0	0	0	0	0	0	0	0
0.003527	0	0.032493	0.009073	0.000197	0	0.00927	0.000414	5.04E-05	0	0.000464	0	0	0	0.000464	0.029562	0.0036	0	0.033161	0	0	0	0.033161	0.130969	0.005106	0	0.136075	0	0	0	0	0.050616	5.255847
0.017582	0.002185	0.025759	0.012453	0.000602	0.001851	0.014906	0.029355	0.075773	0.012504	0.117631	0.016713	0.004097	0.010754	0.149195	0.042834	0.110568	0.01369	0.167092	0.016713	0.004097	0.010754	0.198656	0.676356	0.58614	0.302079	1.564574	0.003222	0.000185	1.66E-05	0.003423	0.017143	36.51192
0.00017	0	0.001976	0.08689	0.007592	0	0.094482	0.038873	0.003665	0	0.042539	0	0	0	0.042539	0.044254	0.004173	0	0.048427	0	0	0	0.048427	0.109199	0.087035	0	0.196234	0.005222	0.000456	0	0.005679	0.060626	53.57046
0	0	0	0	0	0	0	0	0	0	0	0	0	0	0	0	0	0	0	0	0	0	0	0	0	0	0	0	0	0	0	0	0
0.069604	0	0.567347	0.03825	0.004061	0	0.042311	0.007112	0.000995	0	0.008106	0	0	0	0.008106	0.507984	0.071036	0	0.57902	0	0	0	0.57902	1.681989	0.112727	0	1.794716	0	0	0	0	0.126135	23.98987
0	0.001117	0.001923	0.003304	0	0.000963	0.004267	0.002524	0	0.004581	0.007105	0.001786	0.000583	0.001269	0.010744	0.003683	0	0.005016	0.008699	0.001786	0.000583	0.001269	0.012337	0.11777	0	0.098552	0.216322	0.003507	0	9.52E-06	0.003516	0.012044	37.50347
0	0	0.001206	0.074473	0	0	0.074473	0.025961	0	0	0.025961	0	0	0	0.025961	0.029555	0	0	0.029555	0	0	0	0.029555	0.029831	0	0	0.029831	0.004479	0	0	0.004479	0.081911	42.22525
0	0	0	0	0	0	0	0	0	0	0	0	0	0	0	0	0	0	0	0	0	0	0	0	0	0	0	0	0	0	0	0	0
0	0	2.773741	0.434645	0	0	0.434645	0.040587	0	0	0.040587	0	0	0	0.040587	2.831849	0	0	2.831849	0	0	0	2.831849	38.00958	0	0	38.00958	0	0	0	0	0.972756	246.4395
0	2.73E-07	0.001684	0.001935	0	4.57E-05	0.001981	0.009564	0	1.44E-06	0.009566	0.001049	0.000275	0.002394	0.013283	0.013956	0	1.58E-06	0.013958	0.001049	0.000275	0.002394	0.017675	0.447108	0	0.01318	0.460288	0.000208	0	1.52E-06	0.00021	0.000423	2.236963
0.101053	0	0.133407	11.76099	0.786096	0	12.54709	0.696575	2.175642	0	2.872218	0	0	0	2.872218	0.792998	2.476803	0	3.269801	0	0	0	3.269801	3.217609	31.8211	0	35.03871	0.706882	0.047247	0	0.75413	10.39642	7114.081
0	0	0	0	0	0	0	0	0	0	0	0	0	0	0	0	0	0	0	0	0	0	0	0	0	0	0	0	0	0	0	0	0
0.519258	0	2.834109	0.347865	0.037367	0	0.385232	0.058047	0.008367	0	0.066414	0	0	0	0.066414	2.390927	0.53102	0	2.921948	0	0	0	2.921948	13.40357	1.377243	0	14.78082	0	0	0	0	1.069369	218.423
0	4.414764	5.732705	2.511239	0	2.107709	4.618949	4.945489	0	19.93881	24.8843	21.42193	6.007964	15.51342	67.82761	7.216446	0	21.83048	29.04693	21.42193	6.007964	15.51342	71.99024	410.0781	0	196.8688	606.947	1.532114	0	0.044407	1.576522	19.74463	16815.89
0	0	0.002044	0.052967	0	0	0.052967	0.044008	0	0	0.044008	0	0	0	0.044008	0.0501	0	0	0.0501	0	0	0	0.0501	0.548662	0	0	0.548662	0.003186	0	0	0.003186	0.004329	30.03177
0	0	0	0	0	0	0	0	0	0	0	0	0	0	0	0	0	0	0	0	0	0	0	0	0	0	0	0	0	0	0	0	0
0	0.072283	0.081428	0.011414	0	0.035954	0.047367	0.028878	0	0.293537	0.322415	0.199267	0.072773	0.06566	0.660115	0.042139	0	0.321386	0.363525	0.199267	0.072773	0.06566	0.701225	4.38429	0	2.252987	6.637277	0.026901	0	0.001102	0.028003	0.374412	298.6882
0	0.714837	1.104284	0.534729	0	0.248933	0.783662	1.744164	0	3.75973	5.503894	4.825183	1.254289	3.647634	15.231	2.54508	0	4.116431	6.661511	4.825183	1.254289	3.647634	16.38862	82.43726	0	36.2796	118.7169	0.160212	0	0.005334	0.165546	1.805187	1765.785
0	0	0.000135	0.000628	0	0	0.000628	0.002904	0	0	0.002904	0	0	0	0.002904	0.003306	0	0	0.003306	0	0	0	0.003306	0.016667	0	0	0.016667	3.78E-05	0	0	3.78E-05	2.89E-05	0.355927
0	0	0	0	0	0	0	0	0	0	0	0	0	0	0	0	0	0	0	0	0	0	0	0	0	0	0	0	0	0	0	0	0
0	0.000423	0.000476	6.57E-05	0	0.00021	0.000276	0.000168	0	0.001723	0.00189	0.000724	0.000249	0.000211	0.003073	0.000245	0	0.001886	0.002131	0.000724	0.000249	0.000211	0.003314	0.025481	0	0.013215	0.038696	0.000156	0	6.87E-06	0.000163	0.002297	1.736343
0	2.564429	3.411824	1.63754	0	1.179123	2.816663	3.301428	0	11.77684	15.07827	10.39218	2.736256	7.518302	35.72501	4.817436	0	12.89416	17.7116	10.39218	2.736256	7.518302	38.35834	238.2273	0	112.6905	350.9178	0.937057	0	0.027319	0.964376	10.30099	10286.47
0	0	0.000769	0.050105	0	0	0.050105	0.016561	0	0	0.016561	0	0	0	0.016561	0.018853	0	0	0.018853	0	0	0	0.018853	0.164511	0	0	0.164511	0.003013	0	0	0.003013	0.003166	28.4092
0	0	0	0	0	0	0	0	0	0	0	0	0	0	0	0	0	0	0	0	0	0	0	0	0	0	0	0	0	0	0	0	0
0	0.010755	0.0121	0.001672	0	0.005342	0.007014	0.004254	0	0.043752	0.048006	0.020255	0.006834	0.006075	0.08117	0.006208	0	0.047903	0.054111	0.020255	0.006834	0.006075	0.087274	0.646204	0	0.335769	0.981973	0.003958	0	0.00019	0.004149	0.058342	44.25104
0.065729	0.285158	0.515419	0.219283	0.001731	0.437152	0.658166	0.82501	0.239674	1.408873	2.473557	1.767208	0.432427	2.442497	7.11569	1.203853	0.349732	1.542539	3.096124	1.767208	0.432427	2.442497	7.738256	25.48605	2.180862	26.99619	54.66311	0.163244	0.000683	0.002205	0.166131	0.986872	1772.034
0.002162	0	0.126194	1.455206	0.008874	0	1.46408	2.670347	0.046536	0	2.716882	0	0	0	2.716882	3.040012	0.052978	0	3.09299	0	0	0	3.09299	7.791177	0.385713	0	8.176891	0.08752	0.000534	0	0.088054	2.617834	830.1194
0	0	0	0	0	0	0	0	0	0	0	0	0	0	0	0	0	0	0	0	0	0	0	0	0	0	0	0	0	0	0	0	0
0.009363	0.039355	0.062856	0.028097	0.000243	0.061593	0.089934	0.065591	0.03398	0.191359	0.29093	0.230869	0.055613	0.301854	0.879265	0.09571	0.049584	0.209514	0.354807	0.230869	0.055613	0.301854	0.943142	2.495873	0.31107	3.71776	6.524702	0.025162	0.000113	0.000309	0.025583	0.135999	272.8842
0.00086	0	0.043744	0.713633	0.00561	0	0.719243	0.923265	0.018526	0	0.94179	0	0	0	0.94179	1.051075	0.02109	0	1.072166	0	0	0	1.072166	2.458138	0.153551	0	2.611689	0.04292	0.000337	0	0.043257	1.188744	407.8038
0	0	0	0	0	0	0	0	0	0	0	0	0	0	0	0	0	0	0	0	0	0	0	0	0	0	0	0	0	0	0	0	0
0	0.283029	1.09498	0.182972	0	0.012766	0.195737	5.372549	0	2.117482	7.490031	3.525024	5.510797	5.868178	22.39403	6.446995	0	2.301831	8.748825	3.525024	5.510797	5.868178	23.65283	61.13091	0	12.28895	73.41986	0.008638	0	0.000753	0.009391	0.039658	100.1719
0	2.146245	2.886961	1.361038	0	0.868305	2.229343	3.095864	0	10.71609	13.81195	9.183235	2.28576	6.759813	32.04076	4.516673	0	11.73276	16.24943	9.183235	2.28576	6.759813	34.47824	179.5198	0	83.37057	262.8904	0.718353	0	0.022135	0.740488	6.275031	7898.376
0	0	0.002008	0.182335	0	0	0.182335	0.043232	0	0	0.043232	0	0	0	0.043232	0.049217	0	0	0.049217	0	0	0	0.049217	0.746271	0	0	0.746271	0.010966	0	0	0.010966	0.008575	103.3824
0	0	0	0	0	0	0	0	0	0	0	0	0	0	0	0	0	0	0	0	0	0	0	0	0	0	0	0	0	0	0	0	0
0	0.006814	0.007639	0.001027	0	0.003375	0.004402	0.002619	0	0.027798	0.030418	0.014234	0.005029	0.00429	0.053971	0.003822	0	0.030436	0.034258	0.014234	0.005029	0.00429	0.057811	0.399111	0	0.213354	0.612465	0.002445	0	0.00015	0.002596	0.036193	27.68812
0	0.000329	0.010773	0.019666	0	0.000407	0.020073	0.045058	0	0.001348	0.046406	0.420385	0.104516	0.002452	0.573758	0.065748	0	0.001476	0.067224	0.420385	0.104516	0.002452	0.594576	1.160288	0	0.029419	1.189707	0.01492	0	2.75E-06	0.014922	0.036395	159.1689

CH4_IDLEX	CH4_STREX	CH4_TOTEX	N2O_RUNEX	N2O_IDLEX	N2O_STREX	N2O_TOTEX	ROG_RUNEX	ROG_IDLEX	ROG_STREX	ROG_TOTEX	ROG_DIURN	ROG_HOTSOAK	ROG_RUNLOSS	ROG_TOTAL	TOG_RUNEX	TOG_IDLEX	TOG_STREX	TOG_TOTEX	TOG_DIURN	TOG_HOTSOAK	TOG_RUNLOSS	TOG_TOTAL	CO_RUNEX	CO_IDLEX	CO_STREX	CO_TOTEX	SOx_RUNEX	SOx_IDLEX	SOx_STREX	SOx_TOTEX	NH3_RUNEX	Fuel Consumption
0	0	0.001794	0.060702	0	0	0.060702	0.038631	0	0	0.038631	0	0	0	0.038631	0.043979	0	0	0.043979	0	0	0	0.043979	0.141642	0	0	0.141642	0.003651	0	0	0.003651	0.052435	34.41763
0.013896	0.048493	0.095228	0.057328	0.000395	0.034324	0.092046	0.160729	0.053369	0.262367	0.476465	0.15023	0.035337	0.279155	0.941187	0.234535	0.077875	0.287259	0.59967	0.15023	0.035337	0.279155	1.064392	3.709044	0.777987	5.58924	10.07627	0.047609	0.000281	0.000476	0.048366	0.128401	515.8919
0.003322	0	0.016941	2.3623	0.109436	0	2.471736	0.293205	0.071529	0	0.364733	0	0	0	0.364733	0.333791	0.08143	0	0.415221	0	0	0	0.415221	1.18244	2.320194	0	3.502635	0.141984	0.006578	0	0.148561	2.865016	1401.451
0	0	0	0	0	0	0	0	0	0	0	0	0	0	0	0	0	0	0	0	0	0	0	0	0	0	0	0	0	0	0	0	0
0.062684	0	0.171392	0.031438	0.004009	0	0.035447	0.001553	0.000896	0	0.002449	0	0	0	0.002449	0.110944	0.063974	0	0.174918	0	0	0	0.174918	0.437793	0.132595	0	0.570388	0	0	0	0.180614	20.09809
0.002723	0.010043	0.021167	0.015004	7.26E-05	0.00851	0.023587	0.041257	0.010408	0.053551	0.105216	0.046089	0.010627	0.050321	0.212253	0.060202	0.015187	0.058632	0.134021	0.046089	0.010627	0.050321	0.241058	0.963696	0.080587	1.117833	2.162116	0.010544	5.24E-05	8.73E-05	0.010684	0.027891	113.9569
0.000464	0	0.002995	0.172155	0.004578	0	0.176733	0.054491	0.00998	0	0.064471	0	0	0	0.064471	0.062034	0.011361	0	0.073396	0	0	0	0.073396	0.179022	0.154378	0	0.333401	0.010347	0.000275	0	0.010622	0.169702	100.2061
0	0	0	0	0	0	0	0	0	0	0	0	0	0	0	0	0	0	0	0	0	0	0	0	0	0	0	0	0	0	0	0	0
0.003633	0	0.033848	0.009196	0.000206	0	0.009401	0.000432	5.19E-05	0	0.000484	0	0	0	0.000484	0.030836	0.003708	0	0.034544	0	0	0	0.034544	0.13367	0.00567	0	0.139339	0	0	0	0.052032	5.330494
0.017819	0.002188	0.025545	0.011986	0.000601	0.001906	0.014493	0.027074	0.076693	0.012483	0.11625	0.016993	0.004075	0.010753	0.148071	0.039507	0.11191	0.013667	0.165084	0.016993	0.004075	0.010753	0.196905	0.626593	0.593101	0.296377	1.516071	0.003239	0.000186	1.66E-05	0.003441	0.017297	36.70615
0.000167	0	0.001885	0.085566	0.007521	0	0.093088	0.036987	0.003597	0	0.040584	0	0	0	0.040584	0.042107	0.004095	0	0.046202	0	0	0	0.046202	0.104884	0.089217	0	0.194101	0.005143	0.000452	0	0.005595	0.062353	52.7798
0	0	0	0	0	0	0	0	0	0	0	0	0	0	0	0	0	0	0	0	0	0	0	0	0	0	0	0	0	0	0	0	0
0.071583	0	0.575458	0.038963	0.004212	0	0.043176	0.007199	0.001023	0	0.008222	0	0	0	0.008222	0.514242	0.073056	0	0.587297	0	0	0	0.587297	1.692952	0.119226	0	1.812178	0	0	0	0	0.129341	24.48014
0	0.001101	0.001893	0.003303	0	0.000941	0.004243	0.002473	0	0.004515	0.006988	0.00166	0.000526	0.001269	0.010443	0.003609	0	0.004944	0.008552	0.00166	0.000526	0.001269	0.012007	0.118926	0	0.100066	0.218992	0.003493	0	9.54E-06	0.003502	0.01211	37.35894
0	0	0.001201	0.074223	0	0	0.074223	0.025847	0	0	0.025847	0	0	0	0.025847	0.029425	0	0	0.029425	0	0	0	0.029425	0.029741	0	0	0.029741	0.004464	0	0	0.004464	0.084625	42.08347
0	0	0	0	0	0	0	0	0	0	0	0	0	0	0	0	0	0	0	0	0	0	0	0	0	0	0	0	0	0	0	0	0
0	0	2.886391	0.430284	0	0	0.430284	0.042184	0	0	0.042184	0	0	0	0.042184	2.946804	0	0	2.946804	0	0	0	2.946804	38.89712	0	0	38.89712	0	0	0	0	0.972521	243.9668
0	2.71E-07	0.001244	0.001541	0	1.8E-05	0.001559	0.00671	0	1.43E-06	0.006711	0.000683	0.000188	0.001623	0.009206	0.009791	0	1.56E-06	0.009792	0.000683	0.000188	0.001623	0.012287	0.322787	0	0.01107	0.333857	0.000188	0	1.21E-06	0.000189	0.0004	2.015635
0.103239	0	0.135081	11.74734	0.788891	0	12.53623	0.685541	2.222709	0	2.90825	0	0	0	2.90825	0.780437	2.530384	0	3.310821	0	0	0	3.310821	3.093813	32.55322	0	35.64703	0.706061	0.047415	0	0.753477	10.5691	7107.923
0	0	0	0	0	0	0	0	0	0	0	0	0	0	0	0	0	0	0	0	0	0	0	0	0	0	0	0	0	0	0	0	0
0.523555	0	2.763401	0.353237	0.038664	0	0.391901	0.054495	0.008334	0	0.062829	0	0	0	0.062829	2.311553	0.535299	0	2.846852	0	0	0	2.846852	13.29357	1.431804	0	14.72537	0	0	0	0	1.094998	222.2043
0	4.151946	5.350571	2.377976	0	2.042531	4.420507	4.425498	0	18.57525	23.00074	20.70948	5.737461	15.09328	64.54097	6.457676	0	20.33756	26.79523	20.70948	5.737461	15.09328	68.33546	386.3723	0	185.5949	571.9672	1.489211	0	0.043179	1.53239	20.06012	16345.16
0	0	0.001688	0.047253	0	0	0.047253	0.036337	0	0	0.036337	0	0	0	0.036337	0.041367	0	0	0.041367	0	0	0	0.041367	0.479607	0	0	0.479607	0.002842	0	0	0.002842	0.003908	26.79219
0	0	0	0	0	0	0	0	0	0	0	0	0	0	0	0	0	0	0	0	0	0	0	0	0	0	0	0	0	0	0	0	0
0	0.076808	0.086162	0.011642	0	0.038049	0.049691	0.029667	0	0.313269	0.342936	0.210366	0.076062	0.070335	0.699699	0.04329	0	0.34299	0.38628	0.210366	0.076062	0.070335	0.743043	4.506961	0	2.404603	6.911565	0.027664	0	0.001159	0.028823	0.388713	307.4393
0	0.653965	0.99698	0.481967	0	0.235643	0.71761	1.52636	0	3.407107	4.933467	4.428388	1.163127	3.361911	13.88689	2.227261	0	3.730353	5.957614	4.428388	1.163127	3.361911	14.91104	74.19688	0	32.98493	107.1818	0.153549	0	0.005089	0.158638	1.772986	1692.107
0	0	0.00011	0.000519	0	0	0.000519	0.002378	0	0	0.002378	0	0	0	0.002378	0.002708	0	0	0.002708	0	0	0	0.002708	0.013871	0	0	0.013871	3.12E-05	0	0	3.12E-05	2.4E-05	0.294066
0	0	0	0	0	0	0	0	0	0	0	0	0	0	0	0	0	0	0	0	0	0	0	0	0	0	0	0	0	0	0	0	0
0	0.000559	0.000627	8.36E-05	0	0.000277	0.000361	0.000215	0	0.002286	0.002501	0.000955	0.000323	0.000275	0.004054	0.000314	0	0.002503	0.002816	0.000955	0.000323	0.000275	0.004369	0.032636	0	0.017537	0.050173	0.0002	0	8.98E-06	0.000209	0.002946	2.226619
0	2.46762	3.259512	1.563345	0	1.164413	2.727758	3.042338	0	11.22033	14.26267	10.33697	2.675916	7.516385	34.79194	4.439373	0	12.28485	16.72422	10.33697	2.675916	7.516385	37.25349	228.5771	0	108.5226	337.0997	0.928086	0	0.027094	0.95518	10.63712	10188.38
0	0	0.000771	0.050162	0	0	0.050162	0.016602	0	0	0.016602	0	0	0	0.016602	0.0189	0	0	0.0189	0	0	0	0.0189	0.166792	0	0	0.166792	0.003017	0	0	0.003017	0.003234	28.44158
0	0	0	0	0	0	0	0	0	0	0	0	0	0	0	0	0	0	0	0	0	0	0	0	0	0	0	0	0	0	0	0	0
0	0.012426	0.013919	0.001849	0	0.006145	0.007995	0.004743	0	0.050787	0.05553	0.023398	0.007814	0.007027	0.093768	0.00692	0	0.055606	0.062526	0.023398	0.007814	0.007027	0.100764	0.720668	0	0.389788	1.110456	0.004417	0	0.000218	0.004634	0.065181	49.43076
0.063749	0.272262	0.481773	0.196111	0.001695	0.425197	0.623004	0.726031	0.231098	1.339536	2.296665	1.723093	0.413226	2.397675	6.83066	1.059423	0.337218	1.466623	2.863264	1.723093	0.413226	2.397675	7.397259	23.84576	2.159304	26.99517	53.00024	0.158973	0.00067	0.002177	0.161821	0.979803	1726.053
0.002143	0	0.117906	1.432189	0.008719	0	1.440909	2.492306	0.046141	0	2.538447	0	0	0	2.538447	2.837324	0.052528	0	2.889853	0	0	0	2.889853	7.187704	0.382439	0	7.570143	0.086136	0.000524	0	0.08666	2.677523	816.9817
0	0	0	0	0	0	0	0	0	0	0	0	0	0	0	0	0	0	0	0	0	0	0	0	0	0	0	0	0	0	0	0	0
0.009024	0.037412	0.058447	0.02505	0.000236	0.059605	0.084891	0.054809	0.032614	0.180963	0.268386	0.225355	0.05298	0.294891	0.841613	0.079978	0.047591	0.198131	0.3257	0.225355	0.05298	0.294891	0.898927	2.291838	0.306747	3.671804	6.270389	0.02435	0.00011	0.000303	0.024762	0.133777	264.1262
0.000869	0	0.04191	0.709486	0.005614	0	0.715099	0.883604	0.018703	0	0.902307	0	0	0	0.902307	1.005924	0.021292	0	1.027217	0	0	0	1.027217	2.33635	0.155022	0	2.491372	0.04267	0.000338	0	0.043008	1.217139	405.4546
0	0	0	0	0	0	0	0	0	0	0	0	0	0	0	0	0	0	0	0	0	0	0	0	0	0	0	0	0	0	0	0	0
0	0.277133	1.068509	0.18032	0	0.012326	0.192646	5.193046	0	2.066067	7.259113	3.552522	5.53331	5.912855	22.2578	6.253166	0	2.246161	8.499326	3.552522	5.53331	5.912855	23.49801	59.37384	0	12.27535	71.64919	0.00861	0	0.00074	0.009351	0.039829	99.73756
0	2.000194	2.666758	1.248928	0	0.834185	2.083112	2.748199	0	9.86094	12.60914	8.910775	2.192306	6.563309	30.27553	4.009951	0	10.79649	14.80644	8.910775	2.192306	6.563309	32.47283	167.4391	0	78.61749	246.0566	0.701595	0	0.021626	0.72322	6.380995	7714.197
0	0	0.001872	0.175267	0	0	0.175267	0.040295	0	0	0.040295	0	0	0	0.040295	0.045873	0	0	0.045873	0	0	0	0.045873	0.716885	0	0	0.716885	0.010541	0	0	0.010541	0.008366	99.37499
0	0	0	0	0	0	0	0	0	0	0	0	0	0	0	0	0	0	0	0	0	0	0	0	0	0	0	0	0	0	0	0	0
0	0.007891	0.008811	0.00114	0	0.003892	0.005032	0.002931	0	0.032344	0.035275	0.017009	0.005948	0.005335	0.063567	0.004277	0	0.035413	0.03969	0.017009	0.005948	0.005335	0.067982	0.446671	0	0.248251	0.694922	0.002738	0	0.000171	0.002909	0.040546	31.03303
0	0.00031	0.009218	0.0177	0	0.0004	0.0181	0.037614	0	0.001254	0.038868	0.390761	0.095449	0.002282	0.52736	0.054886	0	0.001373	0.056259	0.390761	0.095449	0.002282	0.544751	0.939145	0	0.027216	0.966361	0.0143	0	2.6E-06	0.014303	0.034936	152.5612
0	0	0.001742	0.060166	0	0	0.060166	0.037505	0	0	0.037505	0	0	0	0.037505	0.042697	0	0	0.042697	0	0	0	0.042697	0.13679	0	0	0.13679	0.003619	0	0	0.003619	0.053512	34.11379
0.013683	0.046286	0.087649	0.050344	0.000383	0.033231	0.083958	0.133964	0.052273	0.248057	0.434293	0.140606	0.032783	0.263647	0.871329	0.195479	0.076277	0.271591	0.543347	0.140606	0.032783	0.263647	0.980382	3.061443	0.761651	5.252684	9.075778	0.04613	0.000272	0.000459	0.046861	0.12571	499.8452
0.003223	0	0.015214	2.363983	0.110352	0	2.474335	0.258159	0.069397	0	0.327557	0	0	0	0.327557	0.293895	0.079003	0	0.372898	0	0	0	0.372898	1.090167	2.359866	0	3.450033	0.142085	0.006633	0	0.148717	2.899911	1402.925
0	0	0	0	0	0	0	0	0	0	0	0	0	0	0	0	0	0	0	0	0	0	0	0	0	0	0	0	0	0	0	0	0
0.065734	0	0.179527	0.032536	0.004255	0	0.036791	0.001626	0.000939	0	0.002565	0	0	0	0.002565	0.116135	0.067086	0	0.183221	0	0	0	0.183221	0.453007	0.143873	0	0.59688	0	0	0	0.187606	20.8602
0.002626	0.009615	0.019529	0.013291	6.87E-05	0.008143	0.021503	0.035684	0.010047	0.051325	0.097056	0.047906	0.010591	0.052994	0.208548	0.05207	0.01466	0.056195	0.122925	0.047906	0.010591	0.052994	0.234417	0.830576	0.077784	1.063639	1.972	0.009872	5.03E-05	8.37E-05	0.010006	0.026384	106.7322
0.000481	0	0.002929	0.171141	0.004692	0	0.175833	0.052708	0.010346	0	0.063054	0	0	0	0.063054	0.060004	0.011778	0	0.071782	0	0	0	0.071782	0.173465	0.160412	0	0.333877	0.010286	0.000282	0	0.010568	0.170651	99.69544
0	0	0	0	0	0	0	0	0	0	0	0	0	0	0	0	0	0	0	0	0	0	0	0	0	0	0	0	0	0	0	0	0
0.003725	0	0.035124	0.009305	0.000214	0	0.009519	0.000449	5.32E-05	0	0.000502	0	0	0	0.000502	0.032045	0.003802	0	0.035847	0	0	0	0.035847	0.136222	0.0062	0	0.142422	0	0	0	0.053371	5.397444
0.018041	0.002199	0.025328	0.011551	0.0006	0.001968	0.01412	0.02482	0.077549	0.012508	0.114877	0.017961	0.00412	0.011315	0.148273	0.036217	0.113159	0.013695	0.163071	0.017961	0.00412	0.011315	0.196467	0.577426	0.599575	0.290602	1.467602	0.003254	0.000187	1.66E-05	0.003457	0.017441	36.87914
0.000164	0	0.001793	0.084188	0.007433	0	0.091621	0.035073	0.003536	0	0.038609	0	0	0	0.038609	0.039928	0.004026	0	0.043953	0	0	0	0.043953	0.100437	0.091369	0	0.191806	0.00506	0.000447	0	0.005507	0.064011	51.94807
0	0	0	0	0	0	0	0	0	0	0	0	0	0	0	0	0	0	0	0	0	0	0	0	0	0	0	0	0	0	0	0	0
0.073549	0	0.583173	0.039645	0.004363	0	0.044008	0.007282	0.001051	0	0.008332	0	0	0	0.008332	0.520108	0.075062	0	0.595171	0	0	0	0.595171	1.702692	0.125682	0	1.828374	0	0	0	0	0.132435	24.95217
0	0.001089	0.001874	0.00325	0	0.000927	0.004178	0.002449	0	0.004464	0.006913	0.001539	0.000471	0.001276	0.010199	0.003573	0	0.004888	0.008461	0.001539	0.000471	0.001276	0.011747	0.119732	0	0.10112	0.220852	0.003499	0	9.59E-06	0.003509	0.012196	37.42784
0	0	0.001189	0.073339	0	0	0.073339	0.025603	0	0	0.025603	0	0	0	0.025603	0.029147	0	0	0.029147	0	0	0	0.029147	0.029527	0	0	0.029527	0.004411	0	0	0.004411	0.083701	41.58238
0	0	0	0	0	0	0	0	0	0	0	0	0	0	0	0	0	0	0	0	0	0	0	0	0	0	0	0	0	0	0	0	0
0	0	2.973577	0.429543	0	0	0.429543	0.043447	0	0	0.043447	0	0	0	0.043447	3.035802	0	0	3.035802	0	0	0	3.035802	39.68673	0	0	39.68673	0	0	0	0	0.980891	243.5466
0	2.53E-07	0.001047	0.001391	0	1.68E-05	0.001408	0.005488	0	1.33E-06	0.005489	0.000566	0.000152	0.001322	0.007529	0.008008	0	1.46E-06	0.00801	0.000566	0.000152	0.001322	0.010049	0.27826	0	0.010158	0.288418	0.000175	0	1.07E-06	0.000176	0.000384	1.882337
0.105192	0	0.13659	11.7028	0.789733	0	12.49253	0.67598	2.264764	0	2.940743	0	0	0	2.940743	0.769551	2.578261	0	3.347812	0	0	0	3.347812	2.975671	33.20699	0	36.18266	0.703384	0.047466	0	0.75085	10.72731	7083.148
0	0	0	0	0	0	0	0	0	0	0	0	0	0	0	0	0	0	0	0	0	0	0	0	0	0	0	0	0	0	0	0	0
0.525309	0	2.674886	0.356168	0.039755	0	0.395923	0.05085	0.008273	0	0.059123	0	0	0	0.059123	2.216743	0.536991	0	2.753733	0	0	0	2.753733	13.06727	1.478905	0	14.54618	0	0	0	0	1.116566	224.4844
0	3.916933	5.020514	2.273476	0	1.985479	4.258955	4.009724	0	17.37197	21.3817	20.35681	5.521635	14.88224	62.14238	5.850979	0	19.02012	24.8711	20.35681	5.521635	14.88224	65.63178	367.1455	0	175.6724	542.8179	1.45386	0	0.042055	1.495915	20.40529	15956.11
0	0	0.00136	0.041959	0	0	0.041959	0.029288	0	0	0.029288	0	0	0	0.029288	0.033342	0	0	0.033342	0	0	0	0.033342	0.417299	0	0	0.417299	0.002524	0	0	0.002524	0.003512	23.79064
0	0	0	0	0	0	0	0	0	0	0	0	0	0	0	0	0	0	0	0	0	0	0	0	0	0	0	0	0	0	0	0	0
0	0.080924	0.090486	0.011857	0	0.039944	0.051801	0.030436	0	0.331314	0.361751	0.234917	0.081797	0.082706	0.761171	0.044413	0	0.362747	0.40716	0.234917	0.081797	0.082706	0.80658	4.622258	0	2.543263	7.165521	0.028368	0	0.00121	0.029578	0.401627	315.4975
0	0.59916	0.902437	0.435803	0	0.223665	0.659468	1.340147	0	3.091413	4.431561	4.152274	1.078555	3.116001	12.77839	1.95554	0	3.384708	5.340248	4.152274	1.078555	3.116001	13.68708	67.00458	0	30.02384	97.02842	0.147741	0	0.004864	0.152605	1.748357	1627.758
0	0	4.9E-05	0.000247	0	0	0.000247	0.001055	0	0	0.001055	0	0	0	0.001055	0.001201	0	0	0.001201	0	0	0	0.001201	0.007556	0	0	0.007556	1.49E-05	0	0	1.49E-05	1.18E-05	0.140075
0	0	0	0	0	0	0	0	0	0	0	0	0	0	0	0	0	0	0	0	0	0	0	0	0	0	0	0	0	0	0	0	0
0	0.000716	0.0008	0.000104	0	0.000353	0.000457	0.000269	0	0.002933	0.003203	0.001227	0.000412	0.000352	0.005193	0.000393	0	0.003212	0.003605	0.001227	0.000412	0.000352	0.005595	0.040871	0	0.022506	0.063376	0.00025	0	1.14E-05	0.000262	0.003689	2.790126
0	2.381884	3.130148	1.504277	0	1.154804	2.659081	2.834936	0	10.72913	13.56407	10.26963	2.619429	7.474899	33.92802	4.136732	0	11.74705	15.88378	10.26963	2.619429	7.474899	36.24774	221.3665	0	105.054	326.4206	0.922153	0	0.026902	0.949055	10.9693	10123.05
0	0	0.000769	0.050222	0	0	0.050222	0.016555	0	0	0.016555	0	0	0	0.016555	0.018846	0	0	0.018846	0	0	0	0.018846	0.168994	0	0	0.168994	0.00302	0	0	0.00302	0.003297	28.47518
0	0	0	0	0	0	0	0	0	0	0	0	0	0	0	0	0	0	0	0	0	0	0	0	0	0	0	0	0	0	0	0	0
0	0.014164	0.015815	0.002038	0	0.00698	0.009018	0.005264	0	0.058111	0.063375	0.026507	0.008958	0.007931	0.106771	0.007681	0	0.063624	0.071305	0.026507	0.008958	0.007931	0.114701	0.79949	0	0.446019	1.245508	0.0049	0	0.000246	0.005146	0.072337	54.88968
0.061795	0.260192	0.450671	0.1758	0.001658	0.412569	0.590028	0.635534	0.222775	1.275239	2.133548	1.649905	0.390517	2.293617	6.467586	0.92737	0.325073	1.396226	2.648668	1.649905	0.390517	2.293617	6.982707	22.3934	2.136327	26.96875	51.49847	0.154548	0.000658	0.002148	0.157353	0.969857	1678.4
0.002121	0	0.109393	1.402816	0.008554	0	1.411371	2.309505	0.045666	0	2.355171	0	0	0	2.355171	2.629218	0.051988	0	2.681206	0	0	0	2.681206	6.590437	0.378505	0	6.968942	0.084369	0.000514	0	0.084884	2.719203	800.2339
0	0	0	0	0	0	0	0	0	0	0	0	0	0	0	0	0	0	0	0	0	0	0	0	0	0	0	0	0	0	0	0	0
0.008682	0.035483	0.054387	0.022287	0.000229	0.057519	0.080035	0.045901	0.031246	0.170695	0.247841	0.215854	0.049874	0.280793	0.794362	0.066978	0.045594	0.186889	0.299461	0.215854	0.049874	0.280793	0.845982	2.128118	0.301867	3.621342	6.051327	0.02351	0.000108	0.000296	0.023913	0.131203	255.0682
0.000875	0	0.03986	0.70162	0.005605	0	0.707225	0.83934	0.018833	0	0.858173	0	0	0	0.858173	0.955533	0.02144	0	0.976973	0	0	0	0.976973	2.20889	0.156096	0	2.364986	0.042197	0.000337	0	0.042534	1.23771	400.9899

CH4_IDLE	CH4_STRE	CH4_TOTE	N2O_RUN	N2O_IDLE	N2O_STRE	N2O_TOT	ROG_RUN	ROG_IDLE	ROG_STRE	ROG_TOT	ROG_DIU	ROG_HOT	ROG_RUN	ROG_TOT	TOG_RUN	TOG_IDLE	TOG_STRE	TOG_TOT	TOG_DIUR	TOG_HOT	TOG_RUN	TOG_TOT	CO_RUNE					SOx_RUN	SOx_IDLE	SOx_STRE	SOx_TOTE	NH3_RUN	Fuel Consumption
X	X	X	EX	X	X	EX	EX	X	X	EX	RN	SOAK	LOSS	AL	EX	X	X	EX	N	SOAK	LOSS	AL	X	CO_IDLEX	CO_STREX	CO_TOTEX	EX	X	X	X	EX	
0	0	0	0	0	0	0	0	0	0	0	0	0	0	0	0	0	0	0	0	0	0	0	0	0	0	0	0	0	0	0	0	0	0
0	0.270861	1.045037	0.177927	0	0.011902	0.18983	5.040238	0	2.011368	7.051606	3.57201	5.552682	5.957395	22.13369	6.089701	0	2.186929	8.27663	3.57201	5.552682	5.957395	23.35872	57.82753	0	12.2579	70.08543	0.00859	0	0.000727	0.009317	0.039978	99.37635
0	1.872137	2.478838	1.155991	0	0.806332	1.962323	2.466747	0	9.115271	11.58202	8.765207	2.11788	6.445271	28.91038	3.599471	0	9.980075	13.57955	8.765207	2.11788	6.445271	30.9079	157.6492	0	74.58073	232.2299	0.68793	0	0.021165	0.709096	6.49523	7563.535
0	0	0.001708	0.168642	0	0	0.168642	0.03678	0	0	0.03678	0	0	0	0.03678	0.041872	0	0	0.041872	0	0	0	0.041872	0.687239	0	0	0.687239	0.010143	0	0	0.010143	0.008164	95.61856
0	0	0	0	0	0	0	0	0	0	0	0	0	0	0	0	0	0	0	0	0	0	0	0	0	0	0	0	0	0	0	0	0	0
0	0.008988	0.010006	0.001256	0	0.004417	0.005673	0.003255	0	0.036981	0.040235	0.019654	0.006735	0.006294	0.072918	0.004749	0	0.040489	0.045238	0.019654	0.006735	0.006294	0.077921	0.495625	0	0.283844	0.779469	0.003038	0	0.000193	0.003231	0.044971	34.46038
0	0.000293	0.007882	0.015993	0	0.000393	0.016387	0.031227	0	0.001172	0.032399	0.360225	0.086186	0.00208	0.480891	0.045566	0	0.001283	0.04685	0.360225	0.086186	0.00208	0.495341	0.75262	0	0.025295	0.777915	0.013757	0	2.47E-06	0.013759	0.033645	146.7635
0	0	0.001686	0.059588	0	0	0.059588	0.036302	0	0	0.036302	0	0	0	0.036302	0.041327	0	0	0.041327	0	0	0	0.041327	0.131675	0	0	0.131675	0.003584	0	0	0.003584	0.054502	33.78563
0.013446	0.044184	0.08109	0.044526	0.00037	0.032139	0.077035	0.112074	0.051149	0.234491	0.397715	0.133543	0.030443	0.248035	0.809735	0.163539	0.074636	0.256738	0.494913	0.133543	0.030443	0.248035	0.906934	2.524775	0.744971	4.942596	8.212343	0.044616	0.000264	0.000442	0.045322	0.122765	483.4297
0.003142	0	0.013726	2.358667	0.110925	0	2.469592	0.227861	0.067655	0	0.295516	0	0	0	0.295516	0.259403	0.07702	0	0.336423	0	0	0	0.336423	1.00632	2.393696	0	3.400017	0.141765	0.006667	0	0.148432	2.922738	1400.236
0	0	0	0	0	0	0	0	0	0	0	0	0	0	0	0	0	0	0	0	0	0	0	0	0	0	0	0	0	0	0	0	0	0
0.068452	0	0.186265	0.033389	0.004478	0	0.037867	0.001683	0.000978	0	0.002661	0	0	0	0.002661	0.120237	0.06986	0	0.190098	0	0	0	0.190098	0.464186	0.154179	0	0.618365	0	0	0	0	0.193391	21.47004
0.002528	0.009186	0.017988	0.011785	6.49E-05	0.007854	0.019704	0.030513	0.00968	0.049073	0.089266	0.047471	0.010223	0.052443	0.199404	0.044524	0.014125	0.053729	0.112378	0.047471	0.010223	0.052443	0.222516	0.709882	0.074939	1.013932	1.798753	0.00923	4.82E-05	8E-05	0.009358	0.024935	99.81704
0.000497	0	0.002869	0.169913	0.004799	0	0.174712	0.051077	0.010699	0	0.061775	0	0	0	0.061775	0.058147	0.01218	0	0.070326	0	0	0	0.070326	0.168642	0.166227	0	0.334869	0.010212	0.000288	0	0.010501	0.171642	99.05986
0	0	0	0	0	0	0	0	0	0	0	0	0	0	0	0	0	0	0	0	0	0	0	0	0	0	0	0	0	0	0	0	0	0
0.003807	0	0.036258	0.009373	0.000221	0	0.009594	0.000464	5.44E-05	0	0.000518	0	0	0	0.000518	0.033119	0.003886	0	0.037004	0	0	0	0.037004	0.138553	0.006691	0	0.145244	0	0	0	0	0.054372	5.439829
0.018236	0.002202	0.025097	0.011102	0.000599	0.002018	0.013719	0.022647	0.078296	0.012485	0.113428	0.018564	0.00413	0.011576	0.147697	0.033047	0.114249	0.01367	0.160966	0.018564	0.00413	0.011576	0.195234	0.533401	0.605235	0.284889	1.423525	0.003265	0.000188	1.66E-05	0.00347	0.017563	37.01307
0.000161	0	0.001697	0.082641	0.00732	0	0.089961	0.033054	0.003476	0	0.03653	0	0	0	0.03653	0.03763	0.003957	0	0.041586	0	0	0	0.041586	0.095655	0.093378	0	0.189033	0.004967	0.00044	0	0.005407	0.065509	51.00724
0	0	0	0	0	0	0	0	0	0	0	0	0	0	0	0	0	0	0	0	0	0	0	0	0	0	0	0	0	0	0	0	0	0
0.075424	0	0.58982	0.040242	0.004506	0	0.044748	0.00735	0.001078	0	0.008427	0	0	0	0.008427	0.524978	0.076976	0	0.601955	0	0	0	0.601955	1.709551	0.131858	0	1.841409	0	0	0	0	0.135211	25.37196
0	0.00107	0.001831	0.003211	0	0.000898	0.004109	0.002376	0	0.004399	0.006775	0.001411	0.000423	0.00125	0.009859	0.003467	0	0.004816	0.008283	0.001411	0.000423	0.00125	0.011368	0.120476	0	0.100933	0.221409	0.003447	0	9.5E-06	0.003457	0.012174	36.87135
0	0	0.001156	0.071195	0	0	0.071195	0.024892	0	0	0.024892	0	0	0	0.024892	0.028338	0	0	0.028338	0	0	0	0.028338	0.028687	0	0	0.028687	0.004282	0	0	0.004282	0.08197	40.36694
0	0	0	0	0	0	0	0	0	0	0	0	0	0	0	0	0	0	0	0	0	0	0	0	0	0	0	0	0	0	0	0	0	0
0	0	3.060033	0.419733	0	0	0.419733	0.044665	0	0	0.044665	0	0	0	0.044665	3.124018	0	0	3.124018	0	0	0	3.124018	40.18023	0	0	40.18023	0	0	0	0	0.967364	237.9845
0	2.26E-07	0.00092	0.001267	0	1.27E-05	0.001279	0.004708	0	1.19E-06	0.004709	0.000472	0.000124	0.001082	0.006387	0.00687	0	1.3E-06	0.006871	0.000472	0.000124	0.001082	0.008549	0.25203	0	0.009187	0.261217	0.000165	0	9.51E-07	0.000166	0.000369	1.767422
0.1069	0	0.137877	11.62907	0.788298	0	12.41737	0.666932	2.301519	0	2.96845	0	0	0	2.96845	0.759251	2.620104	0	3.379355	0	0	0	3.379355	2.880467	33.7799	0	36.66037	0.698953	0.04738	0	0.746333	10.86929	7040.531
0	0	0	0	0	0	0	0	0	0	0	0	0	0	0	0	0	0	0	0	0	0	0	0	0	0	0	0	0	0	0	0	0	0
0.525007	0	2.587362	0.358405	0.040622	0	0.399026	0.047602	0.008192	0	0.055794	0	0	0	0.055794	2.125446	0.536595	0	2.662041	0	0	0	2.662041	12.84928	1.5187	0	14.36798	0	0	0	0	1.133199	226.2441
0	3.706269	4.728985	2.186738	0	1.9359	4.122638	3.658721	0	16.30492	19.96364	19.85887	5.283563	14.54196	59.64803	5.338798	0	17.85183	23.19063	19.85887	5.283563	14.54196	62.87502	350.9637	0	166.9388	517.9026	1.420831	0	0.041035	1.461866	20.72131	15592.93
0	0	0.001118	0.036997	0	0	0.036997	0.024071	0	0	0.024071	0	0	0	0.024071	0.027403	0	0	0.027403	0	0	0	0.027403	0.358635	0	0	0.358635	0.002225	0	0	0.002225	0.003143	20.97701
0	0	0	0	0	0	0	0	0	0	0	0	0	0	0	0	0	0	0	0	0	0	0	0	0	0	0	0	0	0	0	0	0	0
0	0.084657	0.094376	0.012017	0	0.041645	0.053662	0.03104	0	0.347834	0.378874	0.259157	0.086451	0.095081	0.819563	0.045294	0	0.380834	0.426128	0.259157	0.086451	0.095081	0.866817	4.714533	0	2.670209	7.384741	0.028936	0	0.001256	0.030192	0.412473	322.039
0	0.550358	0.819841	0.395154	0	0.212751	0.607905	1.182776	0	2.812178	3.994954	3.978466	1.012236	2.959065	11.94472	1.725904	0	3.078981	4.804885	3.978466	1.012236	2.959065	12.75465	60.94358	0	27.4282	88.37178	0.142296	0	0.004659	0.146955	1.726431	1567.488
0	0	3.36E-05	0.000149	0	0	0.000149	0.000723	0	0	0.000723	0	0	0	0.000723	0.000823	0	0	0.000823	0	0	0	0.000823	0.005113	0	0	0.005113	8.94E-06	0	0	8.94E-06	7.37E-06	0.084309
0	0	0	0	0	0	0	0	0	0	0	0	0	0	0	0	0	0	0	0	0	0	0	0	0	0	0	0	0	0	0	0	0	0
0	0.000892	0.000995	0.000127	0	0.000439	0.000566	0.000329	0	0.003664	0.003994	0.00153	0.00051	0.000436	0.006469	0.000481	0	0.004012	0.004493	0.00153	0.00051	0.000436	0.006968	0.050007	0	0.028116	0.078123	0.000306	0	1.41E-05	0.00032	0.004515	3.416217
0	2.30432	3.014243	1.453232	0	1.149035	2.602267	2.652737	0	10.28622	12.93895	10.09038	2.543541	7.33901	32.91188	3.870868	0	11.26211	15.13298	10.09038	2.543541	7.33901	35.10591	215.5255	0	102.0683	317.5938	0.915956	0	0.026736	0.942692	11.26998	10055.18
0	0	0.000773	0.050139	0	0	0.050139	0.016633	0	0	0.016633	0	0	0	0.016633	0.018936	0	0	0.018936	0	0	0	0.018936	0.170852	0	0	0.170852	0.003016	0	0	0.003016	0.003351	28.42857
0	0	0	0	0	0	0	0	0	0	0	0	0	0	0	0	0	0	0	0	0	0	0	0	0	0	0	0	0	0	0	0	0	0
0	0.015961	0.01777	0.002228	0	0.00784	0.010068	0.00579	0	0.065706	0.071496	0.030216	0.01016	0.009133	0.121004	0.008449	0	0.07194	0.080388	0.030216	0.01016	0.009133	0.129897	0.879321	0	0.504331	1.383651	0.00539	0	0.000275	0.005665	0.079594	60.43012
0.0599	0.249106	0.423245	0.157575	0.001622	0.399966	0.559163	0.559666	0.214861	1.216779	1.991306	1.5699	0.368085	2.184714	6.114005	0.816663	0.313525	1.33222	2.462408	1.5699	0.368085	2.184714	6.585106	21.06988	2.112729	26.90114	50.08375	0.150145	0.000645	0.002117	0.152908	0.957269	1630.983
0.002094	0	0.101515	1.37121	0.008375	0	1.379586	2.140463	0.045092	0	2.185555	0	0	0	2.185555	2.436774	0.051334	0	2.488109	0	0	0	2.488109	6.041795	0.373747	0	6.415542	0.082468	0.000504	0	0.082972	2.742843	782.2121
0	0	0	0	0	0	0	0	0	0	0	0	0	0	0	0	0	0	0	0	0	0	0	0	0	0	0	0	0	0	0	0	0	0
0.008341	0.033661	0.050719	0.019806	0.000221	0.055421	0.075448	0.038469	0.029902	0.161119	0.22949	0.209424	0.047121	0.271212	0.757247	0.056134	0.043632	0.176405	0.276172	0.209424	0.047121	0.271212	0.803929	1.981033	0.2966	3.567255	5.844888	0.022672	0.000105	0.000289	0.023065	0.128314	246.0244
0.000878	0	0.038001	0.692233	0.005585	0	0.697818	0.799229	0.018911	0	0.818141	0	0	0	0.818141	0.909869	0.021529	0	0.931399	0	0	0	0.931399	2.095971	0.156747	0	2.252718	0.041633	0.000336	0	0.041969	1.250489	395.6562
0	0	0	0	0	0	0	0	0	0	0	0	0	0	0	0	0	0	0	0	0	0	0	0	0	0	0	0	0	0	0	0	0	0
0	0.265358	1.022864	0.175717	0	0.011518	0.187234	4.894199	0	1.963037	6.857236	3.555747	5.572939	5.989125	21.97505	5.932136	0	2.134596	8.066732	3.555747	5.572939	5.989125	23.18454	56.39745	0	12.25241	68.64986	0.008565	0	0.000715	0.00928	0.040109	98.98492
0	1.760394	2.31589	1.077702	0	0.784089	1.861791	2.2263	0	8.468824	10.69512	8.524652	2.032093	6.250937	27.50281	3.248612	0	9.272296	12.52091	8.524652	2.032093	6.250937	29.32859	149.4608	0	71.10039	220.5612	0.674796	0	0.020745	0.695542	6.600732	7418.964
0	0	0.001566	0.161731	0	0	0.161731	0.033723	0	0	0.033723	0	0	0	0.033723	0.038391	0	0	0.038391	0	0	0	0.038391	0.653735	0	0	0.653735	0.009727	0	0	0.009727	0.007952	91.69979
0	0	0	0	0	0	0	0	0	0	0	0	0	0	0	0	0	0	0	0	0	0	0	0	0	0	0	0	0	0	0	0	0	0
0	0.010088	0.0112	0.001369	0	0.004942	0.006311	0.003569	0	0.041646	0.045215	0.023234	0.007664	0.007767	0.083879	0.005207	0	0.045597	0.050805	0.023234	0.007664	0.007767	0.089469	0.543334	0	0.319664	0.862998	0.00333	0	0.000215	0.003545	0.049297	37.81095
0	0.000278	0.006725	0.014491	0	0.000386	0.014877	0.02571	0	0.001099	0.026809	0.328789	0.077347	0.001879	0.434823	0.037516	0	0.001203	0.038719	0.328789	0.077347	0.001879	0.446733	0.592933	0	0.023576	0.616509	0.013249	0	2.35E-06	0.013251	0.032447	141.3461
0	0	0.00163	0.058988	0	0	0.058988	0.035094	0	0	0.035094	0	0	0	0.035094	0.039952	0	0	0.039952	0	0	0	0.039952	0.126589	0	0	0.126589	0.003548	0	0	0.003548	0.055405	33.44584
0.013165	0.042138	0.075256	0.039074	0.000356	0.03058	0.07001	0.093967	0.049915	0.221491	0.365373	0.126507	0.028155	0.233263	0.753298	0.137116	0.072836	0.242504	0.452457	0.126507	0.028155	0.233263	0.840382	2.077245	0.726747	4.639119	7.443112	0.042945	0.000256	0.000425	0.043625	0.119283	465.3284
0.003068	0	0.012439	2.339475	0.110961	0	2.450436	0.201744	0.066063	0	0.267807	0	0	0	0.267807	0.22967	0.075208	0	0.304878	0	0	0	0.304878	0.93276	2.416209	0	3.348969	0.140612	0.006669	0	0.147281	2.92774	1389.374
0	0	0	0	0	0	0	0	0	0	0	0	0	0	0	0	0	0	0	0	0	0	0	0	0	0	0	0	0	0	0	0	0	0
0.070714	0	0.191788	0.034037	0.00467	0	0.038707	0.00173	0.00101	0	0.00274	0	0	0	0.00274	0.123565	0.072169	0	0.195734	0	0	0	0.195734	0.473023	0.163349	0	0.636372	0	0	0	0	0.197748	21.94625
0.002435	0.008816	0.01674	0.010432	6.13E-05	0.007461	0.017955	0.026633	0.009345	0.047223	0.083201	0.048036	0.010022	0.0531	0.194359	0.038863	0.013636	0.051703	0.104202	0.048036	0.010022	0.0531	0.21536	0.621386	0.07234	0.966307	1.660033	0.008636	4.63E-05	7.68E-05	0.008759	0.023553	93.42392
0.000511	0	0.002795	0.168722	0.004889	0	0.17361	0.049181	0.011004	0	0.060185	0	0	0	0.060185	0.055989	0.012527	0	0.068516	0	0	0	0.068516	0.163423	0.171361	0	0.334785	0.010141	0.000294	0	0.010435	0.172683	98.43547
0	0	0	0	0	0	0	0	0	0	0	0	0	0	0	0	0	0	0	0	0	0	0	0	0	0	0	0	0	0	0	0	0	0
0.003875	0	0.037089	0.009396	0.000228	0	0.009623	0.000475	5.54E-05	0	0.00053	0	0	0	0.00053	0.033897	0.003955	0	0.037852	0	0	0	0.037852	0.13997	0.00712	0	0.14709	0	0	0	0	0.055156	5.45636
0.018388	0.002205	0.024902	0.01069	0.000596	0.002047	0.013332	0.020904	0.078874	0.012464	0.112242	0.020468	0.004292	0.012838	0.14984	0.030503	0.115093	0.013646	0.159242	0.020468	0.004292	0.012838	0.196841	0.49369	0.609617	0.280602	1.383909	0.003271	0.000189	1.66E-05	0.003476	0.017648	37.07937
0.000158	0	0.001592	0.080829	0.007177	0	0.088005	0.030868	0.003411	0	0.034279	0	0	0	0.034279	0.03514	0.003883	0	0.039024	0	0	0	0.039024	0.090379	0.095141	0	0.18552	0.004858	0.000431	0	0.005289	0.066754	49.89821
0	0	0	0	0	0	0	0	0	0	0	0	0	0	0	0	0	0	0	0	0	0	0	0	0	0	0	0	0	0	0	0	0	0
0.077139	0	0.594771	0.040704	0.004638	0	0.045342	0.007396	0.001102	0	0.008498	0	0	0	0.008498	0.528281	0.078726	0	0.607007	0	0	0	0.607007	1.711938	0.137553	0	1.849491	0	0	0	0	0.137479	25.70821
0	0.00105	0.001782	0.003157	0	0.000872	0.004029	0.002281	0	0.004324	0.006605	0.001362	0.000392	0.001255	0.009614	0.003328	0	0.004734	0.008062	0.001362	0.000392	0.001255	0.011071	0.120015	0	0.099451	0.219467	0.00337	0	9.33E-06	0.003379	0.012055	36.04013
0	0	0.001086	0.066293	0	0	0.066293	0.023391	0	0	0.023391	0	0	0	0.023391	0.026629	0	0	0.026629	0	0	0	0.026629	0.026981	0	0	0.026981	0.003987	0	0	0.003987	0.077549	37.5876
0	0	0	0	0	0	0	0	0	0	0	0	0	0	0	0	0	0	0	0	0	0	0	0	0	0	0	0	0	0	0	0	0	0
0	0	3.169	0.401561	0	0	0.401561	0.046193	0	0	0.046193	0	0	0	0.046193	3.235195	0	0	3.235195	0	0	0	3.235195	40.57631	0	0	40.57631	0	0	0	0	0.938313	227.6813
0	1.99E-07	0.00078	0.001133	0	1.03E-05	0.001143	0.003798	0	1.05E-06	0.003799	0.000373	9.54E-05	0.000834	0.0051	0.005541	0	1.15E-06	0.005542	0.000373	9.54E-05	0.000834	0.006844	0.219364	0	0.007808	0.227172	0.000155	0	8.33E-07	0.000156	0.000354	1.658895
0.108348	0	0.138963	11.54539	0.785461	0	12.33085	0.659128	2.332707	0	2.991835	0	0	0	2.991835	0.750367	2.655609	0	3.405976	0	0	0	3.405976	2.796569	34.27002	0	37.06659	0.693923	0.047209	0	0.741133	10.99598	6991.476
0	0	0	0	0	0	0	0	0	0	0	0	0	0	0	0	0	0	0	0	0	0	0	0	0	0	0	0	0	0	0	0	0	0
0.523219	0	2.493739	0.359317	0.041302	0	0.400618	0.044432	0.008096	0	0.052528	0	0	0	0.052528	2.029605	0.53469	0	2.564295	0	0	0	2.564295	12.59285	1.550973	0	14.14382	0	0	0	0	1.145923	227.1467
0	3.514592	4.46879	2.113803	0	1.892084	4.005887	3.362002	0	15.34195	18.70396	19.13956	5.023199	14.01112	56.87784	4.905825	0	16.79751	21.70333	19.13956	5.023199	14.01112	59.87722	337.0652	0	159.0886	496.1538	1.391171	0	0.040097	1.431269	21.00848	15266.56
0	0	0.000872	0.032576	0	0	0.032576	0.018771	0	0	0.018771	0	0	0	0.018771	0.02137	0	0	0.02137	0	0	0	0.02137	0.301368	0	0	0.301368	0.001959	0	0	0.001959	0.002806	18.47009
0	0	0	0	0	0	0	0	0	0	0	0	0	0	0	0	0	0	0	0	0	0	0	0	0	0	0	0	0	0	0	0	0	0
0	0.087978	0.097809	0.012124	0	0.043141	0.055265	0.031496	0	0.362691	0.394187	0.281201	0.090496	0.106317	0.872202	0.045959	0	0.397101	0.44306	0.281201	0.090496	0.106317	0.921075	4.784626	0	2.784389	7.569015	0.029369	0	0.001296	0.030665	0.421267	327.0834
0	0.505407	0.74399	0.357957	0	0.20277	0.560727	1.038273	0	2.554954	3.593226	3.737705	0.936776	2.747318	11.01503	1.515045	0	2.797353	4.312398	3.737705	0.936776	2.747318	11.7342	55.30741	0	25.0128	80.32022	0.137286	0	0.004468	0.141754	1.706609	1512.014
0	0	1.69E-05	8.32E-05	0	0	8.32E-05	0.000365	0	0	0.000365	0	0	0	0.000365	0.000415	0	0	0.000415	0	0	0	0.000415	0.00259	0	0	0.00259	5E-06	0	0	5E-06	4.14E-06	0.047149
0	0	0	0	0	0	0	0	0	0	0	0	0	0	0	0	0	0	0	0	0	0	0	0	0	0	0	0	0	0	0	0	0	0
0	0.001088	0.001212	0.000152	0	0.000535	0.000686	0.000396	0	0.004481	0.004877	0.00187	0.000622	0.000531	0.0079	0.000577	0	0.004906	0.005484	0.00187	0.000622	0.000531	0.008506	0.060051	0	0.034384	0.094435	0.000368	0	1.72E-05	0.000385	0.005425	4.10533
0	2.232839	2.909602	1.409462	0	1.145908	2.55537	2.49408	0	9.881192	12.37527	9.791476	2.457451	7.105116	31.72931	3.639355	0	10.81866	14.45802	9.791476	2.457451	7.105116	33.81206	210.6522	0	99.45977	310.1119	0.910093	0	0.026583	0.936676	11.54082	9991.011
0	0	0.000777	0.050021	0	0	0.050021	0.016723	0	0	0.016723	0	0	0	0.016723	0.019038	0	0	0.019038	0	0	0	0.019038	0.17262	0	0	0.17262

CH4_IDLE	CH4_STRE	CH4_TOTE	N2O_RUN	N2O_IDLE	N2O_STRE	N2O_TOT	ROG_RUN	ROG_IDLE	ROG_STRE	ROG_TOT	ROG_DIU	ROG_HOT	ROG_RUN	ROG_TOT	TOG_RUN	TOG_IDLE	TOG_STRE	TOG_TOT	TOG_DIUR	TOG_HOT	TOG_RUN	TOG_TOT	CO_RUNE				SOx_RUN	SOx_IDLE	SOx_STRE	SOx_TOTE	NH3_RUN	Fuel Consumption
X	X	X	EX	X	X	EX	EX	X	X	EX	RN	SOAK	LOSS	AL	EX	X	X	EX	N	SOAK	LOSS	AL	X	CO_IDLEX	CO_STREX	CO_TOTEX	EX	X	X	X	EX	
0	0	0	0	0	0	0	0	0	0	0	0	0	0	0	0	0	0	0	0	0	0	0	0	0	0	0	0	0	0	0	0	0
0	0.0178	0.019768	0.002418	0	0.008717	0.011135	0.006316	0	0.073505	0.079821	0.035076	0.011669	0.010924	0.13749	0.009217	0	0.080478	0.089695	0.035076	0.011669	0.010924	0.147365	0.959283	0	0.56421	1.523493	0.005882	0	0.000305	0.006187	0.086882	65.99023
0.057952	0.236394	0.393781	0.139918	0.001582	0.387277	0.528777	0.481631	0.206793	1.145339	1.833763	1.450955	0.340182	2.020101	5.645002	0.702795	0.301752	1.254003	2.258549	1.450955	0.340182	2.020101	6.069788	19.17208	2.083748	26.46979	47.72562	0.145517	0.000632	0.002076	0.148225	0.940777	1581.032
0.002065	0	0.094102	1.337391	0.008191	0	1.345583	1.981497	0.044462	0	2.02596	0	0	0	2.02596	2.255803	0.050617	0	2.30642	0	0	0	2.30642	5.540204	0.368525	0	5.908729	0.080434	0.000493	0	0.080927	2.750855	762.9327
0	0	0	0	0	0	0	0	0	0	0	0	0	0	0	0	0	0	0	0	0	0	0	0	0	0	0	0	0	0	0	0	0
0.008002	0.031823	0.047247	0.017595	0.000213	0.05333	0.071139	0.032116	0.028573	0.151387	0.212076	0.19728	0.043905	0.254689	0.70795	0.046864	0.041694	0.165749	0.254308	0.19728	0.043905	0.254689	0.750181	1.841925	0.290867	3.504341	5.637133	0.021829	0.000102	0.000281	0.022213	0.125147	236.931
0.000879	0	0.036214	0.680775	0.005551	0	0.686325	0.760733	0.018934	0	0.779667	0	0	0	0.779667	0.866044	0.021556	0	0.887599	0	0	0	0.887599	1.990752	0.156938	0	2.14769	0.040944	0.000334	0	0.041277	1.255855	389.14
0	0	0	0	0	0	0	0	0	0	0	0	0	0	0	0	0	0	0	0	0	0	0	0	0	0	0	0	0	0	0	0	0
0	0.260382	1.002991	0.173746	0	0.011164	0.18491	4.763543	0	1.919266	6.682809	3.545414	5.595382	6.023567	21.84717	5.791118	0	2.087207	7.878325	3.545414	5.595382	6.023567	23.04269	55.11706	0	12.2557	67.37276	0.008544	0	0.000705	0.009249	0.04023	98.65117
0	1.662968	2.174793	1.011871	0	0.766688	1.778559	2.019771	0	7.908885	9.928655	8.156175	1.93762	5.956727	25.97918	2.947245	0	8.659233	11.60648	8.156175	1.93762	5.956727	27.657	142.216	0	68.09774	210.3138	0.662893	0	0.020364	0.683258	6.699263	7287.938
0	0	0.001414	0.155238	0	0	0.155238	0.030448	0	0	0.030448	0	0	0	0.030448	0.034663	0	0	0.034663	0	0	0	0.034663	0.618223	0	0	0.618223	0.009336	0	0	0.009336	0.007749	88.01871
0	0	0	0	0	0	0	0	0	0	0	0	0	0	0	0	0	0	0	0	0	0	0	0	0	0	0	0	0	0	0	0	0
0	0.011206	0.012411	0.00148	0	0.005473	0.006953	0.00388	0	0.046402	0.050282	0.02539	0.008307	0.008433	0.092412	0.005662	0	0.050804	0.056467	0.02539	0.008307	0.008433	0.098596	0.5907	0	0.356179	0.946878	0.003621	0	0.000236	0.003858	0.053606	41.14727
0	0.000264	0.005539	0.013071	0	0.000379	0.01345	0.019896	0	0.001034	0.02093	0.293803	0.068359	0.001661	0.384753	0.029032	0	0.001132	0.030164	0.293803	0.068359	0.001661	0.393987	0.419549	0	0.021976	0.441525	0.012776	0	2.24E-06	0.012778	0.031304	136.3001
0	0	0.001575	0.058412	0	0	0.058412	0.033917	0	0	0.033917	0	0	0	0.033917	0.038613	0	0	0.038613	0	0	0	0.038613	0.121632	0	0	0.121632	0.003513	0	0	0.003513	0.056267	33.11891
0.012845	0.040137	0.069915	0.034183	0.000341	0.029145	0.06367	0.078374	0.048579	0.20895	0.335904	0.117474	0.025761	0.214866	0.694005	0.114364	0.070887	0.228774	0.414025	0.117474	0.025761	0.214866	0.772125	1.701155	0.70709	4.344683	6.752928	0.041149	0.000247	0.000408	0.041803	0.115319	445.8945
0.002995	0	0.011328	2.306661	0.110368	0	2.417029	0.179403	0.064485	0	0.243888	0	0	0	0.243888	0.204236	0.073412	0	0.277648	0	0	0	0.277648	0.866891	2.424635	0	3.291526	0.138639	0.006634	0	0.145273	2.913401	1370.433
0	0	0	0	0	0	0	0	0	0	0	0	0	0	0	0	0	0	0	0	0	0	0	0	0	0	0	0	0	0	0	0	0
0.072528	0	0.195901	0.034453	0.004829	0	0.039282	0.001763	0.001036	0	0.002799	0	0	0	0.002799	0.125911	0.07402	0	0.199931	0	0	0	0.199931	0.478686	0.171191	0	0.649877	0	0	0	0	0.200714	22.27233
0.002339	0.008381	0.015494	0.009195	5.78E-05	0.00708	0.016333	0.023047	0.008996	0.044856	0.0769	0.046667	0.009573	0.051507	0.184647	0.03363	0.013128	0.049112	0.09587	0.046667	0.009573	0.051507	0.203617	0.536538	0.069637	0.915528	1.521702	0.00805	4.43E-05	7.33E-05	0.008168	0.022153	87.12506
0.000522	0	0.002693	0.167611	0.004953	0	0.172564	0.046758	0.011229	0	0.057987	0	0	0	0.057987	0.05323	0.012784	0	0.066014	0	0	0	0.066014	0.157437	0.175378	0	0.332815	0.010074	0.000298	0	0.010372	0.173789	97.84218
0	0	0	0	0	0	0	0	0	0	0	0	0	0	0	0	0	0	0	0	0	0	0	0	0	0	0	0	0	0	0	0	0
0.003927	0	0.037711	0.0094	0.000232	0	0.009633	0.000483	5.61E-05	0	0.000539	0	0	0	0.000539	0.034479	0.004007	0	0.038487	0	0	0	0.038487	0.140999	0.007483	0	0.148482	0	0	0	0	0.055734	5.461679
0.018502	0.002229	0.024775	0.010452	0.000591	0.002094	0.013136	0.019582	0.079318	0.012585	0.111486	0.022777	0.004548	0.014508	0.153319	0.028574	0.115741	0.013779	0.158094	0.022777	0.004548	0.014508	0.199928	0.460984	0.613017	0.277867	1.351869	0.003273	0.00019	1.66E-05	0.003479	0.017709	37.10526
0.000155	0	0.001481	0.078751	0.007002	0	0.085753	0.028544	0.00334	0	0.031884	0	0	0	0.031884	0.032496	0.003802	0	0.036298	0	0	0	0.036298	0.084691	0.096585	0	0.181276	0.004733	0.000421	0	0.005154	0.067691	48.62099
0	0	0	0	0	0	0	0	0	0	0	0	0	0	0	0	0	0	0	0	0	0	0	0	0	0	0	0	0	0	0	0	0
0.078633	0	0.597573	0.040996	0.004753	0	0.045749	0.007415	0.001124	0	0.008538	0	0	0	0.008538	0.529617	0.080251	0	0.609868	0	0	0	0.609868	1.708683	0.142615	0	1.851298	0	0	0	0	0.139117	25.9394
0	0.001018	0.001736	0.003144	0	0.000844	0.003989	0.002234	0	0.004169	0.006403	0.001224	0.000346	0.001188	0.009161	0.00326	0	0.004564	0.007824	0.001224	0.000346	0.001188	0.010582	0.119913	0	0.098036	0.217949	0.003342	0	9.16E-06	0.003351	0.012029	35.74689
0	0	0.000998	0.060548	0	0	0.060548	0.021493	0	0	0.021493	0	0	0	0.021493	0.024468	0	0	0.024468	0	0	0	0.024468	0.024809	0	0	0.024809	0.003642	0	0	0.003642	0.071754	34.33016
0	0	0	0	0	0	0	0	0	0	0	0	0	0	0	0	0	0	0	0	0	0	0	0	0	0	0	0	0	0	0	0	0
0	0	3.293071	0.379006	0	0	0.379006	0.04794	0	0	0.04794	0	0	0	0.04794	3.36179	0	0	3.36179	0	0	0	3.36179	40.85228	0	0	40.85228	0	0	0	0	0.902843	214.8928
0	1.7E-07	0.000696	0.001	0	8.71E-06	0.001009	0.003316	0	8.98E-07	0.003317	0.000291	7.17E-05	0.000628	0.004308	0.004839	0	9.83E-07	0.00484	0.000291	7.17E-05	0.000628	0.005831	0.207745	0	0.006676	0.214421	0.000146	0	7.32E-07	0.000147	0.00034	1.56387
0.109587	0	0.13985	11.45822	0.781832	0	12.24005	0.651566	2.359372	0	3.010938	0	0	0	3.010938	0.741759	2.685966	0	3.427724	0	0	0	3.427724	2.721591	34.6924	0	37.414	0.688684	0.046991	0	0.735676	11.10914	6939.995
0	0	0	0	0	0	0	0	0	0	0	0	0	0	0	0	0	0	0	0	0	0	0	0	0	0	0	0	0	0	0	0	0
0.519315	0	2.393693	0.358672	0.041755	0	0.400427	0.041638	0.007986	0	0.049624	0	0	0	0.049624	1.929868	0.530644	0	2.460511	0	0	0	2.460511	12.27882	1.575063	0	13.85388	0	0	0	0	1.153567	227.0385
0	3.336913	4.233092	2.052816	0	1.852883	3.905699	3.11113	0	14.44777	17.5589	18.63348	4.788071	13.65813	54.63858	4.539754	0	15.81849	20.35825	18.63348	4.788071	13.65813	57.43792	325.3407	0	151.9957	477.3364	1.364462	0	0.039241	1.403704	21.26057	14972.54
0	0	0.000657	0.028586	0	0	0.028586	0.014151	0	0	0.014151	0	0	0	0.014151	0.01611	0	0	0.01611	0	0	0	0.01611	0.250134	0	0	0.250134	0.001719	0	0	0.001719	0.002501	16.20816
0	0	0	0	0	0	0	0	0	0	0	0	0	0	0	0	0	0	0	0	0	0	0	0	0	0	0	0	0	0	0	0	0
0	0.090893	0.100796	0.012186	0	0.044435	0.056621	0.031821	0	0.375887	0.407708	0.294287	0.092435	0.112685	0.907115	0.046434	0	0.411549	0.457983	0.294287	0.092435	0.112685	0.957389	4.835366	0	2.885815	7.721181	0.029683	0	0.00133	0.031013	0.428127	330.8019
0	0.463695	0.674526	0.323879	0	0.193514	0.517393	0.908325	0	2.31622	3.224544	3.513174	0.868775	2.562613	10.16911	1.325425	0	2.535969	3.861394	3.513174	0.868775	2.562613	10.80596	50.24462	0	22.75789	73.0025	0.132657	0	0.004289	0.136946	1.68773	1460.73
0	0	4.41E-06	3.41E-05	0	0	3.41E-05	9.49E-05	0	0	9.49E-05	0	0	0	9.49E-05	0.000108	0	0	0.000108	0	0	0	0.000108	0.000677	0	0	0.000677	2.05E-06	0	0	2.05E-06	1.75E-06	0.019335
0	0	0	0	0	0	0	0	0	0	0	0	0	0	0	0	0	0	0	0	0	0	0	0	0	0	0	0	0	0	0	0	0
0	0.001305	0.001451	0.000179	0	0.00064	0.000819	0.000468	0	0.005387	0.005855	0.002267	0.000751	0.000647	0.009521	0.000683	0	0.005898	0.006581	0.002267	0.000751	0.000647	0.010247	0.071027	0	0.041335	0.112362	0.000435	0	2.05E-05	0.000456	0.006419	4.859176
0	2.167137	2.815909	1.371977	0	1.144904	2.516882	2.359583	0	9.512108	11.87169	9.629324	2.38264	6.980365	30.86402	3.443098	0	10.41456	13.85766	9.629324	2.38264	6.980365	32.84999	206.7896	0	97.22455	304.0141	0.904339	0	0.026441	0.930781	11.78159	9928.128
0	0	0.000781	0.049832	0	0	0.049832	0.016817	0	0	0.016817	0	0	0	0.016817	0.019145	0	0	0.019145	0	0	0	0.019145	0.174205	0	0	0.174205	0.002997	0	0	0.002997	0.003438	28.25451
0	0	0	0	0	0	0	0	0	0	0	0	0	0	0	0	0	0	0	0	0	0	0	0	0	0	0	0	0	0	0	0	0
0	0.01968	0.021807	0.002608	0	0.009612	0.012219	0.006845	0	0.081502	0.088347	0.039662	0.013043	0.012532	0.153583	0.009988	0	0.089234	0.099222	0.039662	0.013043	0.012532	0.164459	1.039651	0	0.625615	1.665266	0.006375	0	0.000336	0.006711	0.094207	71.58439
0.056015	0.223172	0.360501	0.122844	0.00154	0.374837	0.499221	0.381294	0.198834	1.068003	1.64813	1.341438	0.313581	1.865549	5.168699	0.556383	0.290138	1.169329	2.015849	1.341438	0.313581	1.865549	5.536418	16.96154	2.051311	25.98558	44.99843	0.140763	0.000618	0.002032	0.143412	0.921601	1529.701
0.002032	0	0.087038	1.300942	0.007997	0	1.308939	1.830134	0.04375	0	1.873884	0	0	0	1.873884	2.083486	0.049806	0	2.133292	0	0	0	2.133292	5.075937	0.362622	0	5.438559	0.078242	0.000481	0	0.078723	2.743774	742.1561
0	0	0	0	0	0	0	0	0	0	0	0	0	0	0	0	0	0	0	0	0	0	0	0	0	0	0	0	0	0	0	0	0
0.007669	0.030084	0.044046	0.015669	0.000206	0.051248	0.067123	0.026522	0.027284	0.14221	0.196016	0.186284	0.041064	0.240262	0.663626	0.038701	0.039812	0.155702	0.234216	0.186284	0.041064	0.240262	0.701826	1.718204	0.28484	3.442132	5.445176	0.02099	9.95E-05	0.000274	0.021364	0.121764	227.8743
0.000878	0	0.034484	0.667225	0.005502	0	0.672727	0.723525	0.018895	0	0.742421	0	0	0	0.742421	0.823686	0.021511	0	0.845196	0	0	0	0.845196	1.89109	0.156612	0	2.047702	0.040129	0.000331	0	0.04046	1.25394	381.4299
0	0	0	0	0	0	0	0	0	0	0	0	0	0	0	0	0	0	0	0	0	0	0	0	0	0	0	0	0	0	0	0	0
0	0.255489	0.984258	0.171932	0	0.010796	0.182729	4.642231	0	1.876282	6.518514	3.476268	5.608804	6.029679	21.63327	5.659961	0	2.040669	7.700631	3.476268	5.608804	6.029679	22.81538	53.92673	0	12.24763	66.17436	0.008523	0	0.000694	0.009217	0.040337	98.31222
0	1.578372	2.055757	0.95812	0	0.753291	1.711411	1.85817	0	7.425968	9.284138	7.864676	1.852909	5.72718	24.7289	2.711437	0	8.1305	10.84194	7.864676	1.852909	5.72718	26.2867	136.7897	0	65.53137	202.321	0.652149	0	0.020024	0.672173	6.790644	7169.707
0	0	0.001286	0.149018	0	0	0.149018	0.02768	0	0	0.02768	0	0	0	0.02768	0.031511	0	0	0.031511	0	0	0	0.031511	0.585452	0	0	0.585452	0.008962	0	0	0.008962	0.007551	84.49176
0	0	0	0	0	0	0	0	0	0	0	0	0	0	0	0	0	0	0	0	0	0	0	0	0	0	0	0	0	0	0	0	0
0	0.012327	0.013624	0.001589	0	0.006005	0.007594	0.004187	0	0.051191	0.055378	0.027549	0.008981	0.00909	0.100998	0.006109	0	0.056048	0.062157	0.027549	0.008981	0.00909	0.107777	0.637258	0	0.392951	1.030208	0.003907	0	0.000258	0.004166	0.057846	44.4334
0	0.00025	0.004643	0.011893	0	0.000372	0.012265	0.015631	0	0.000966	0.016596	0.263081	0.060501	0.001472	0.341651	0.022808	0	0.001058	0.023866	0.263081	0.060501	0.001472	0.34892	0.292864	0	0.020502	0.313366	0.012369	0	2.14E-06	0.012371	0.03032	131.9582
0	0	0.001522	0.057872	0	0	0.057872	0.032775	0	0	0.032775	0	0	0	0.032775	0.037312	0	0	0.037312	0	0	0	0.037312	0.116826	0	0	0.116826	0.003481	0	0	0.003481	0.057096	32.81295
0.012482	0.038274	0.065229	0.030311	0.000327	0.027683	0.05832	0.065801	0.047137	0.197668	0.310607	0.10915	0.023599	0.198188	0.641544	0.096017	0.068783	0.216422	0.381221	0.10915	0.023599	0.198188	0.712158	1.402441	0.685936	4.072144	6.160521	0.039228	0.000237	0.000391	0.039856	0.110861	425.122
0.00292	0	0.010353	2.260363	0.109159	0	2.369522	0.160024	0.062869	0	0.222892	0	0	0	0.222892	0.182175	0.071571	0	0.253746	0	0	0	0.253746	0.807426	2.41898	0	3.226406	0.135857	0.006561	0	0.142418	2.880436	1343.497
0	0	0	0	0	0	0	0	0	0	0	0	0	0	0	0	0	0	0	0	0	0	0	0	0	0	0	0	0	0	0	0	0
0.073906	0	0.198649	0.034635	0.004957	0	0.039592	0.001782	0.001056	0	0.002838	0	0	0	0.002838	0.127309	0.075426	0	0.202735	0.481069	0.177833	0	0.202735	0.481069	0.177833	0	0.658902	0	0	0	0.002253	22.44839
0.002242	0.007958	0.014334	0.008125	5.44E-05	0.006688	0.014867	0.019802	0.008647	0.042581	0.07103	0.044953	0.009104	0.049515	0.174602	0.028894	0.012618	0.046621	0.088133	0.044953	0.009104	0.049515	0.191705	0.460592	0.066926	0.868326	1.395844	0.007484	4.24E-05	7E-05	0.007597	0.020768	81.02951
0.000528	0	0.002611	0.166812	0.004976	0	0.171788	0.044851	0.011357	0	0.056209	0	0	0	0.056209	0.05106	0.012929	0	0.063989	0	0	0	0.063989	0.152711	0.177823	0	0.330534	0.010026	0.000299	0	0.010325	0.174875	97.402
0	0	0	0	0	0	0	0	0	0	0	0	0	0	0	0	0	0	0	0	0	0	0	0	0	0	0	0	0	0	0	0	0
0.003963	0	0.038194	0.009398	0.000236	0	0.009634	0.000489	5.66E-05	0	0.000546	0	0	0	0.000546	0.034935	0.004045	0	0.03898	0	0	0	0.03898	0.14188	0.007779	0	0.149659	0	0	0	0	0.056211	5.46228
0.018529	0.00222	0.024434	0.009999	0.000585	0.002133	0.012716	0.017793	0.079366	0.012491	0.10965	0.02342	0.004622	0.014988	0.15268	0.025963	0.115811	0.013676	0.15545	0.02342	0.004622	0.014988	0.19848	0.417016	0.613367	0.272939	1.303322	0.003258	0.000189	1.65E-05	0.003463	0.01768	36.94229
0.000152	0	0.001363	0.076417	0.006799	0	0.083216	0.026088	0.003264	0	0.029352	0	0	0	0.029352	0.029699	0.003715	0	0.033415	0	0	0	0.033415	0.078633	0.097724	0	0.176357	0.004593	0.000409	0	0.005002	0.068305	47.18249
0	0	0	0	0	0	0	0	0	0	0	0	0	0	0	0	0	0	0	0	0	0	0	0	0	0	0	0	0	0	0	0	0
0.07988	0	0.597952	0.041102	0.004853	0	0.045955	0.007402	0.001141	0	0.008544	0	0	0	0.008544	0.528731	0.081523	0	0.610254	0	0	0	0.610254	1.698825	0.147077	0	1.845902	0	0	0	0	0.140081	26.05594
0	0.001013	0.001683	0.003068	0	0.000826	0.003894	0.002089	0	0.004155	0.006244	0.001295	0.000343	0.001259	0.009141	0.003049	0	0.004549	0.007598	0.001295	0.000343	0.001259	0.010495	0.118674	0	0.09543	0.214104	0.003196	0	8.89E-06	0.003205	0.011746	34.1846
0	0	0.000859	0.051353	0	0	0.051353	0.018484	0	0	0.018484	0	0	0	0.018484	0.021042	0	0	0.021042	0	0	0	0.021042	0.021372	0	0	0.021372	0.003089	0	0	0.003089	0.062456	29.11679
0	0	0	0	0	0	0	0	0	0	0	0	0	0	0	0	0	0	0	0	0	0	0	0	0	0	0	0	0	0	0	0	0
0	0	3.161074	0.342087	0	0	0.342087	0.046081	0	0	0.046081	0	0	0	0.046081	3.227108	0	0	3.227108	0	0	0	3.227108	38.5561	0	0	38.5561	0	0	0	0	0.827456	193.9602
0	1.54E-07	0.000639	0.000928	0	5.6E-06	0.000933	0.00299	0	8.09E-07	0.002991	0.00024	5.62E-05	0.000501	0.003788	0.004363	0	8.86E-07	0.004364	0.00024	5.62E-05	0.000501	0.005161	0.200664	0	0.006067	0.20673	0.000138	0	6.59E-07	0.000139	0.000328	1.481942
0.111187	0	0.14135	11.46623	0.781527	0	12.24776	0.649401	2.393835	0	3.043236	0	0	0	3.043236	0.739294	2.725199	0	3.464493	0	0	0	3.464493	2.676951	35.22692	0	37.90387	0.689166	0.046973	0	0.736139	11.30701	6944.363
0	0	0	0	0	0	0	0	0	0	0	0	0	0	0	0	0	0	0	0	0	0	0	0	0	0	0	0	0	0	0	0	0
0.515006	0	2.296254	0.358059	0.042121	0	0.400179	0.038973	0.007874	0	0.046847	0	0	0	0.046847	1.833302	0.526188	0	2.35949	0	0	0	2.35949	11.95963	1.596842	0	13.55648	0	0	0	0	1.162757	226.8978
0	3.175259	4.02217	2.001719	0	1.81835	3.820069	2.897698	0	13.63781	16.53551	18.12334	4.544078	13.29895	52.50188	4.228314	0	14.93169	19.16	18.12334	4.544078	13.29895	55.12637	315.6178	0	145.6616	461.2793	1.340868	0	0.038473	1.379341	21.48686	14712.67
0	0	0.00055	0.025285	0	0	0.025285	0.011852	0	0	0.011852	0	0	0	0.011852	0.013493	0	0	0.013493	0	0	0	0.013493	0.216619	0	0	0.216619	0.001521	0	0	0.001521	0.002243	14.33616
0	0	0	0	0	0	0	0	0	0	0	0	0	0	0	0	0	0	0	0	0	0	0	0	0	0	0	0	0	0	0	0	0

CH4_IDLEX	CH4_STREX	CH4_TOTEX	N2O_RUNEX	N2O_IDLEX	N2O_STREX	N2O_TOTEX	ROG_RUNEX	ROG_IDLEX	ROG_STREX	ROG_TOTEX	ROG_DIURN	ROG_HOTSOAK	ROG_RUNLOSS	ROG_TOTAL	TOG_RUNEX	TOG_IDLEX	TOG_STREX	TOG_TOTEX	TOG_DIURN	TOG_HOTSOAK	TOG_RUNLOSS	TOG_TOTAL	CO_RUNEX	CO_IDLEX	CO_STREX	CO_TOTEX	SOx_RUNEX	SOx_IDLEX	SOx_STREX	SOx_TOTEX	NH3_RUNEX	Fuel Consumption
0	0.093467	0.103431	0.012229	0	0.045561	0.05779	0.032105	0	0.387683	0.419788	0.308229	0.093919	0.119493	0.941428	0.046847	0	0.424464	0.471311	0.308229	0.093919	0.119493	0.992952	4.877471	0	2.976487	7.853958	0.029935	0	0.001359	0.031295	0.433571	333.8021
0	0.424913	0.610206	0.292214	0	0.184986	0.477199	0.788279	0	2.093748	2.882027	3.270846	0.79479	2.365724	9.313386	1.150254	0	2.292391	3.442645	3.270846	0.79479	2.365724	9.874005	45.59285	0	20.63569	66.22854	0.128437	0	0.004123	0.13256	1.67129	1413.95
0	0	1.43E-06	2.31E-05	0	0	2.31E-05	3.08E-05	0	0	3.08E-05	0	0	0	3.08E-05	3.51E-05	0	0	3.51E-05	0	0	0	3.51E-05	0.000235	0	0	0.000235	1.39E-06	0	0	1.39E-06	1.22E-06	0.013091
0	0	0	0	0	0	0	0	0	0	0	0	0	0	0	0	0	0	0	0	0	0	0	0	0	0	0	0	0	0	0	0	0
0	0.00152	0.001688	0.000205	0	0.000744	0.000949	0.000538	0	0.006287	0.006825	0.002697	0.000887	0.00078	0.01119	0.000785	0	0.006884	0.007669	0.002697	0.000887	0.00078	0.012034	0.081615	0	0.048244	0.129859	0.0005	0	2.39E-05	0.000524	0.007372	5.586232
0	2.103888	2.727269	1.338039	0	1.144981	2.48302	2.236246	0	9.158614	11.39486	9.574746	2.314363	6.950442	30.23441	3.263125	0	10.02753	13.29065	9.574746	2.314363	6.950442	32.13021	203.5334	0	95.11128	298.6447	0.898708	0	0.026298	0.925006	11.99475	9866.535
0	0	0.000787	0.049617	0	0	0.049617	0.016944	0	0	0.016944	0	0	0	0.016944	0.01929	0	0	0.01929	0	0	0	0.01929	0.17593	0	0	0.17593	0.002984	0	0	0.002984	0.003474	28.13221
0	0	0	0	0	0	0	0	0	0	0	0	0	0	0	0	0	0	0	0	0	0	0	0	0	0	0	0	0	0	0	0	0
0	0.021489	0.023766	0.002785	0	0.010467	0.013252	0.007347	0	0.089236	0.096583	0.045375	0.014575	0.014735	0.171268	0.01072	0	0.097702	0.108423	0.045375	0.014575	0.014735	0.183108	1.115451	0	0.685004	1.800455	0.006839	0	0.000365	0.007204	0.101015	76.84425
0.054086	0.21145	0.331959	0.107076	0.001497	0.362567	0.47114	0.301266	0.191069	1.001632	1.493967	1.264153	0.291418	1.753222	4.80276	0.439607	0.278807	1.096661	1.815075	1.264153	0.291418	1.753222	5.123868	14.84834	2.01599	25.46072	42.32506	0.13592	0.000603	0.001985	0.138508	0.899973	1477.394
0.001996	0	0.080402	1.262267	0.007795	0	1.270062	1.688037	0.042966	0	1.731003	0	0	0	1.731003	1.921717	0.048914	0	1.970632	0	0	0	1.970632	4.652968	0.356126	0	5.009094	0.075916	0.000469	0	0.076385	2.722532	720.113
0	0	0	0	0	0	0	0	0	0	0	0	0	0	0	0	0	0	0	0	0	0	0	0	0	0	0	0	0	0	0	0	0
0.007333	0.02839	0.041046	0.013893	0.000198	0.049156	0.063247	0.021833	0.025989	0.13337	0.181192	0.178607	0.038529	0.230171	0.628499	0.031859	0.037923	0.146024	0.215805	0.178607	0.038529	0.230171	0.663112	1.597912	0.278211	3.373347	5.24947	0.020138	9.66E-05	0.000266	0.0205	0.118113	218.666
0.000873	0	0.032854	0.651917	0.005439	0	0.657356	0.688538	0.018795	0	0.707333	0	0	0	0.707333	0.783854	0.021397	0	0.805251	0	0	0	0.805251	1.79911	0.155783	0	1.954893	0.039208	0.000327	0	0.039535	1.245461	372.7146
0	0	0	0	0	0	0	0	0	0	0	0	0	0	0	0	0	0	0	0	0	0	0	0	0	0	0	0	0	0	0	0	0
0	0.250593	0.967095	0.170308	0	0.010435	0.180743	4.533634	0	1.833117	6.366751	3.410713	5.619637	6.033798	21.4309	5.542757	0	1.993934	7.536691	3.410713	5.619637	6.033798	22.60084	52.86973	0	12.23665	65.10638	0.008505	0	0.000683	0.009187	0.040436	97.99581
0	1.503308	1.951716	0.91306	0	0.742818	1.655879	1.721153	0	6.998908	8.720061	7.669405	1.777846	5.578522	23.74583	2.511502	0	7.662923	10.17443	7.669405	1.777846	5.578522	25.2002	132.3843	0	63.28712	195.6714	0.642659	0	0.019724	0.662383	6.875873	7065.278
0	0	0.001171	0.143218	0	0	0.143218	0.025208	0	0	0.025208	0	0	0	0.025208	0.028697	0	0	0.028697	0	0	0	0.028697	0.55505	0	0	0.55505	0.008614	0	0	0.008614	0.007366	81.20322
0	0	0	0	0	0	0	0	0	0	0	0	0	0	0	0	0	0	0	0	0	0	0	0	0	0	0	0	0	0	0	0	0
0	0.013417	0.014803	0.001692	0	0.006519	0.008211	0.004482	0	0.055869	0.06035	0.031835	0.009946	0.010928	0.113059	0.00654	0	0.061169	0.067709	0.031835	0.009946	0.010928	0.120417	0.681823	0	0.428867	1.11069	0.00418	0	0.00028	0.00446	0.061846	47.57064
0	0.000239	0.00416	0.011006	0	0.000364	0.01137	0.013636	0	0.000913	0.014548	0.24125	0.054255	0.001336	0.31139	0.019898	0	0.000999	0.020897	0.24125	0.054255	0.001336	0.317738	0.25174	0	0.019343	0.271083	0.012006	0	2.05E-06	0.012008	0.029438	128.0801
0	0	0.00147	0.057352	0	0	0.057352	0.031653	0	0	0.031653	0	0	0	0.031653	0.036035	0	0	0.036035	0	0	0	0.036035	0.112092	0	0	0.112092	0.003449	0	0	0.003449	0.057893	32.5183
0.012099	0.036558	0.061186	0.027031	0.000312	0.026441	0.053784	0.055976	0.04566	0.18756	0.289196	0.10331	0.02182	0.186931	0.601257	0.08168	0.066627	0.205355	0.353661	0.10331	0.02182	0.186931	0.665723	1.168388	0.664309	3.826509	5.659206	0.037303	0.000228	0.000374	0.037905	0.106273	404.3152
0.002855	0	0.009547	2.216873	0.107794	0	2.324667	0.144076	0.061458	0	0.205535	0	0	0	0.205535	0.16402	0.069966	0	0.233986	0	0	0	0.233986	0.757343	2.410501	0	3.167844	0.133243	0.006479	0	0.139722	2.850408	1318.065
0	0	0	0	0	0	0	0	0	0	0	0	0	0	0	0	0	0	0	0	0	0	0	0	0	0	0	0	0	0	0	0	0
0.074987	0	0.20077	0.034739	0.005068	0	0.039807	0.001797	0.001071	0	0.002869	0	0	0	0.002869	0.128371	0.07653	0	0.2049	0	0	0	0.2049	0.482342	0.183902	0	0.666244	0	0	0	0	0.203334	22.57045
0.002151	0.007588	0.013408	0.007246	5.13E-05	0.006331	0.013629	0.01752	0.008323	0.040694	0.066537	0.043907	0.008739	0.048314	0.167496	0.025565	0.012144	0.044555	0.082265	0.043907	0.008739	0.048314	0.183224	0.398283	0.064412	0.832238	1.294934	0.006961	4.06E-05	6.71E-05	0.007069	0.019469	75.39939
0.000531	0	0.002532	0.166255	0.004973	0	0.171228	0.043089	0.01143	0	0.05452	0	0	0	0.05452	0.049054	0.013013	0	0.062066	0	0	0	0.062066	0.148205	0.179362	0	0.327568	0.009993	0.000299	0	0.010291	0.175934	97.08477
0	0	0	0	0	0	0	0	0	0	0	0	0	0	0	0	0	0	0	0	0	0	0	0	0	0	0	0	0	0	0	0	0
0.003997	0	0.038624	0.009399	0.000239	0	0.009638	0.000495	5.71E-05	0	0.000552	0	0	0	0.000552	0.035339	0.00408	0	0.039418	0	0	0	0.039418	0.142745	0.008046	0	0.150791	0	0	0	0	0.056645	5.464838
0.018483	0.002198	0.023909	0.009413	0.000579	0.002159	0.012151	0.015505	0.079077	0.012328	0.106911	0.024297	0.004693	0.015628	0.151529	0.022625	0.115389	0.013497	0.151512	0.024297	0.004693	0.015628	0.19613	0.360898	0.611133	0.265835	1.237867	0.003229	0.000188	1.63E-05	0.003433	0.017575	36.61777
0.000148	0	0.00124	0.073906	0.006578	0	0.080484	0.023522	0.003186	0	0.026708	0	0	0	0.026708	0.026778	0.003627	0	0.030405	0	0	0	0.030405	0.07226	0.098658	0	0.170918	0.004442	0.000395	0	0.004837	0.068693	45.63365
0	0	0	0	0	0	0	0	0	0	0	0	0	0	0	0	0	0	0	0	0	0	0	0	0	0	0	0	0	0	0	0	0
0.080916	0	0.596396	0.041068	0.004939	0	0.046007	0.007365	0.001156	0	0.008521	0	0	0	0.008521	0.526085	0.082581	0	0.608666	0	0	0	0.608666	1.683463	0.151127	0	1.83459	0	0	0	0	0.140558	26.0855
0	0.000919	0.001541	0.002899	0	0.000763	0.003662	0.001929	0	0.003742	0.005672	0.001086	0.000294	0.001109	0.00816	0.002815	0	0.004097	0.006913	0.001086	0.000294	0.001109	0.009401	0.116372	0	0.088787	0.205159	0.003005	0	8.06E-06	0.003013	0.011336	32.1349
0	0	0.000737	0.044651	0	0	0.044651	0.015858	0	0	0.015858	0	0	0	0.015858	0.018053	0	0	0.018053	0	0	0	0.018053	0.018012	0	0	0.018012	0.002685	0	0	0.002685	0.05424	25.31679
0	0	0	0	0	0	0	0	0	0	0	0	0	0	0	0	0	0	0	0	0	0	0	0	0	0	0	0	0	0	0	0	0
0	0	2.913188	0.273784	0	0	0.273784	0.042542	0	0	0.042542	0	0	0	0.042542	2.974125	0	0	2.974125	0	0	0	2.974125	34.12549	0	0	34.12549	0	0	0	0	0.694217	155.2329
0	1.4E-07	0.000604	0.000862	0	5.18E-06	0.000867	0.002802	0	7.38E-07	0.002803	0.000192	4.28E-05	0.000385	0.003422	0.004089	0	8.08E-07	0.00409	0.000192	4.28E-05	0.000385	0.004709	0.195854	0	0.005667	0.201521	0.000131	0	5.99E-07	0.000132	0.000316	1.403891
0.112792	0	0.142889	11.48501	0.782038	0	12.26705	0.647982	2.428387	0	3.076368	0	0	0	3.076368	0.737678	2.764533	0	3.502211	0	0	0	3.502211	2.640664	35.75689	0	38.39755	0.690295	0.047004	0	0.737298	11.50318	6955.304
0	0	0	0	0	0	0	0	0	0	0	0	0	0	0	0	0	0	0	0	0	0	0	0	0	0	0	0	0	0	0	0	0
0.5085	0	2.199476	0.356492	0.042318	0	0.398809	0.036531	0.007737	0	0.044268	0	0	0	0.044268	1.739859	0.519499	0	2.259358	0	0	0	2.259358	11.61894	1.613173	0	13.23211	0	0	0	0	1.168822	226.1212
0	3.02694	3.831207	1.95844	0	1.787989	3.746429	2.711867	0	12.89275	15.60462	17.88441	4.339675	13.16154	50.99025	3.95715	0	14.11594	18.07309	17.88441	4.339675	13.16154	53.45872	307.2812	0	139.9081	447.1893	1.320518	0	0.037787	1.358304	21.68928	14488.29
0	0	0.000428	0.022262	0	0	0.022262	0.009224	0	0	0.009224	0	0	0	0.009224	0.010501	0	0	0.010501	0	0	0	0.010501	0.182565	0	0	0.182565	0.001339	0	0	0.001339	0.002008	12.62228
0	0	0	0	0	0	0	0	0	0	0	0	0	0	0	0	0	0	0	0	0	0	0	0	0	0	0	0	0	0	0	0	0
0	0.095736	0.105741	0.012249	0	0.046541	0.05879	0.032312	0	0.398197	0.430509	0.347521	0.098277	0.139896	1.016204	0.04715	0	0.435976	0.483126	0.347521	0.098277	0.139896	1.06882	4.908438	0	3.057315	7.965753	0.030118	0	0.001384	0.031502	0.437849	336.0183
0	0.390592	0.554109	0.265367	0	0.177495	0.442862	0.686058	0	1.897929	2.583987	3.05362	0.727792	2.188403	8.553801	1.001095	0	2.077993	3.079088	3.05362	0.727792	2.188403	9.048902	41.6176	0	18.79292	60.41052	0.124675	0	0.003975	0.12865	1.657437	1372.238
0	0	4.77E-07	2E-05	0	0	2E-05	1.03E-05	0	0	1.03E-05	0	0	0	1.03E-05	1.17E-05	0	0	1.17E-05	0	0	0	1.17E-05	9.07E-05	0	0	9.07E-05	1.2E-06	0	0	1.2E-06	1.08E-06	0.011322
0	0	0	0	0	0	0	0	0	0	0	0	0	0	0	0	0	0	0	0	0	0	0	0	0	0	0	0	0	0	0	0	0
0	0.00173	0.001918	0.000229	0	0.000845	0.001074	0.000604	0	0.00717	0.007774	0.003165	0.001024	0.00093	0.012893	0.000881	0	0.00785	0.008732	0.003165	0.001024	0.00093	0.013851	0.091603	0	0.055018	0.146622	0.000561	0	2.72E-05	0.000588	0.008272	6.273428
0	2.044198	2.645171	1.308079	0	1.146057	2.454136	2.126799	0	8.826907	10.95371	9.578863	2.255867	6.978308	29.76674	3.10342	0	9.664352	12.76777	9.578863	2.255867	6.978308	31.58081	200.7664	0	93.18382	293.9502	0.89344	0	0.02616	0.9196	12.18299	9808.871
0	0	0.000792	0.04937	0	0	0.04937	0.017044	0	0	0.017044	0	0	0	0.017044	0.019403	0	0	0.019403	0	0	0	0.019403	0.177332	0	0	0.177332	0.002969	0	0	0.002969	0.003503	27.99246
0	0	0	0	0	0	0	0	0	0	0	0	0	0	0	0	0	0	0	0	0	0	0	0	0	0	0	0	0	0	0	0	0
0	0.023214	0.025628	0.002946	0	0.011279	0.014225	0.007807	0	0.096649	0.104456	0.050637	0.01589	0.016577	0.18756	0.011392	0	0.105818	0.11721	0.050637	0.01589	0.016577	0.200315	1.185096	0	0.741929	1.927025	0.007265	0	0.000393	0.007658	0.107282	81.68701
0.052214	0.200656	0.305573	0.093987	0.001453	0.350496	0.445936	0.225579	0.183723	0.940699	1.350001	1.212786	0.27425	1.678293	4.515331	0.329165	0.268088	1.029947	1.6272	1.212786	0.27425	1.678293	4.79253	13.25986	1.97956	24.92871	40.16812	0.131066	0.000588	0.001938	0.133592	0.87642	1424.955
0.001958	0	0.074608	1.221816	0.007595	0	1.229411	1.564103	0.042159	0	1.606262	0	0	0	1.606262	1.780628	0.047995	0	1.828622	0	0	0	1.828622	4.278938	0.349432	0	4.628369	0.073483	0.000457	0	0.07394	2.687941	697.0643
0	0	0	0	0	0	0	0	0	0	0	0	0	0	0	0	0	0	0	0	0	0	0	0	0	0	0	0	0	0	0	0	0
0.006994	0.026738	0.038156	0.012321	0.00019	0.047008	0.059519	0.017377	0.024698	0.124789	0.166865	0.172554	0.03629	0.222291	0.598	0.025357	0.03604	0.136628	0.198025	0.172554	0.03629	0.222291	0.62916	1.492931	0.271055	3.298018	5.062004	0.019273	9.36E-05	0.000258	0.019624	0.114216	209.3198
0.000866	0	0.031312	0.634926	0.005363	0	0.640289	0.65549	0.01864	0	0.67413	0	0	0	0.67413	0.746232	0.02122	0	0.767452	0	0	0	0.767452	1.710854	0.154496	0	1.86535	0.038186	0.000323	0	0.038509	1.230767	363.0377
0	0	0	0	0	0	0	0	0	0	0	0	0	0	0	0	0	0	0	0	0	0	0	0	0	0	0	0	0	0	0	0	0
0	0.24663	0.952633	0.168938	0	0.010128	0.179066	4.440535	0	1.797979	6.238514	3.376197	5.638634	6.05405	21.30739	5.442321	0	1.9559	7.398221	3.376197	5.638634	6.05405	22.4671	51.95583	0	12.2454	64.20123	0.008492	0	0.000674	0.009166	0.040536	97.76529
0	1.436912	1.860988	0.875412	0	0.734761	1.610173	1.605376	0	6.622664	8.228041	7.538448	1.713404	5.484317	22.96421	2.342561	0	7.250984	9.593545	7.538448	1.713404	5.484317	24.32971	128.7746	0	61.34029	190.1149	0.634341	0	0.01946	0.653801	6.954524	6973.735
0	0	0.001086	0.137747	0	0	0.137747	0.023378	0	0	0.023378	0	0	0	0.023378	0.026615	0	0	0.026615	0	0	0	0.026615	0.529358	0	0	0.529358	0.008284	0	0	0.008284	0.007188	78.10103
0	0	0	0	0	0	0	0	0	0	0	0	0	0	0	0	0	0	0	0	0	0	0	0	0	0	0	0	0	0	0	0	0
0	0.014454	0.01592	0.001786	0	0.007005	0.008791	0.004753	0	0.060337	0.06509	0.036189	0.010878	0.012747	0.124903	0.006935	0	0.066062	0.072996	0.036189	0.010878	0.012747	0.13281	0.722708	0	0.463182	1.18589	0.00443	0	0.0003	0.00473	0.06552	50.45572
0	0.000229	0.003761	0.01023	0	0.000356	0.010586	0.012003	0	0.000865	0.012868	0.22161	0.048758	0.001218	0.284455	0.017515	0	0.000947	0.018462	0.22161	0.048758	0.001218	0.290049	0.216725	0	0.018294	0.235018	0.011679	0	1.97E-06	0.011681	0.028646	124.5973
0	0	0.001421	0.05689	0	0	0.05689	0.030596	0	0	0.030596	0	0	0	0.030596	0.034831	0	0	0.034831	0	0	0	0.034831	0.107584	0.003422	0	0.107584	0.003422	0	0	0.003422	0.058689	32.25619
0.011699	0.035012	0.057724	0.024399	0.000297	0.025346	0.050041	0.048495	0.044151	0.1787	0.271346	0.099732	0.020354	0.179874	0.571306	0.070764	0.064424	0.195654	0.330843	0.099732	0.020354	0.179874	0.630802	0.99513	0.642232	3.604688	5.24205	0.035402	0.000219	0.000357	0.035978	0.101643	383.7569
0.002793	0	0.00886	2.169069	0.105985	0	2.275053	0.130617	0.06014	0	0.190757	0	0	0	0.190757	0.148698	0.068464	0	0.217162	0	0	0	0.217162	0.713824	2.391666	0	3.10549	0.13037	0.00637	0	0.13674	2.813391	1289.934
0	0	0	0	0	0	0	0	0	0	0	0	0	0	0	0	0	0	0	0	0	0	0	0	0	0	0	0	0	0	0	0	0
0.07547	0	0.201454	0.034617	0.005139	0	0.039756	0.0018	0.001078	0	0.002878	0	0	0	0.002878	0.128576	0.077022	0	0.205599	0	0	0	0.205599	0.4805	0.18858	0	0.669081	0	0	0	0	0.203081	22.54129
0.002059	0.007245	0.012554	0.006459	4.83E-05	0.005995	0.012502	0.015402	0.008	0.038946	0.062348	0.042632	0.00836	0.046876	0.160217	0.022475	0.011674	0.042641	0.076789	0.042632	0.00836	0.046876	0.174658	0.347252	0.06191	0.801109	1.210271	0.00647	3.89E-05	6.43E-05	0.006573	0.018235	70.10771
0.000532	0	0.002446	0.165844	0.004947	0	0.17079	0.041197	0.011458	0	0.052655	0	0	0	0.052655	0.0469	0.013044	0	0.059944	0	0	0	0.059944	0.143192	0.180146	0	0.323338	0.009968	0.000297	0	0.010265	0.176979	96.83659
0	0	0	0	0	0	0	0	0	0	0	0	0	0	0	0	0	0	0	0	0	0	0	0	0	0	0	0	0	0	0	0	0
0.004024	0	0.039049	0.009408	0.000242	0	0.00965	0.0005	5.75E-05	0	0.000558	0	0	0	0.000558	0.035746	0.004106	0	0.039853	0	0	0	0.039853	0.143676	0.0083	0	0.151976	0	0	0	0	0.057087	5.471181
0.018365	0.002159	0.023223	0.008625	0.000571	0.002178	0.011375	0.012855	0.078467	0.012049	0.10337	0.025276	0.004761	0.016332	0.149738	0.018758	0.114498	0.013192	0.146448	0.025276	0.004761	0.016332	0.192816	0.295432	0.606415	0.256571	1.158418	0.003186	0.000186	1.6E-05	0.003388	0.017397	36.13525
0.000144	0	0.001118	0.071297	0.006346	0	0.077643	0.020951	0.003108	0	0.02406	0	0	0	0.02406	0.023851	0.003539	0	0.02739	0	0	0	0.02739	0.065831	0.099393	0	0.165224	0.004285	0.000381	0	0.004667	0.068848	44.0229
0	0	0	0	0	0	0	0	0	0	0	0	0	0	0	0	0	0	0	0	0	0	0	0	0	0	0	0	0	0	0	0	0
0.081722	0	0.592835	0.040893	0.005011	0	0.045904	0.007303	0.001168	0	0.00847	0	0	0	0.00847	0.521628	0.083404	0	0.605032	0	0	0	0.605032	1.662306	0.154779	0	1.817085	0	0	0	0	0.140553	26.02723
0	0.000924	0.00153	0.002958	0	0.000756	0.003714	0.001883	0	0.003767	0.00565	0.001146	0.0003	0.001153	0.008249	0.002748	0	0.004124	0.006872	0.001146	0.0003	0.001153	0.009471	0.117692	0	0.086774	0.204466	0.002957	0	7.86E-06	0.002965	0.011252	31.6295
0	0	0.000603	0.03625	0	0	0.03625	0.012993	0	0	0.012993	0	0	0	0.012993	0.014791	0	0	0.014791	0	0	0	0.014791	0.014832	0	0	0.014832	0.00218	0	0	0.00218	0.044626	20.55333
0	0	0	0	0	0	0	0	0	0	0	0	0	0	0	0	0	0	0	0	0	0	0	0	0	0	0	0	0	0	0	0	0
0	0	2.876696	0.263928	0	0	0.263928	0.042046	0	0	0.042046	0	0	0	0.042046	2.936909	0	0	2.936909	0	0	0	2.936909	33.47703	0	0	33.47703	0	0

CH4_IDLEX	CH4_STREX	CH4_TOTEX	N2O_RUNEX	N2O_IDLEX	N2O_STREX	N2O_TOTEX	ROG_RUNEX	ROG_IDLEX	ROG_STREX	ROG_TOTEX	ROG_DIURN	ROG_HOTSOAK	ROG_RUNLOSS	ROG_TOTAL	TOG_RUNEX	TOG_IDLEX	TOG_STREX	TOG_TOTEX	TOG_DIURN	TOG_HOTSOAK	TOG_RUNLOSS	TOG_TOTAL	CO_RUNEX	CO_IDLEX	CO_STREX	CO_TOTEX	SOx_RUNEX	SOx_IDLEX	SOx_STREX	SOx_TOTEX	NH3_RUNEX	Fuel Consumption
0	1.27E-07	0.000579	0.000817	0	3.42E-06	0.00082	0.002677	0	6.67E-07	0.002677	0.000168	3.52E-05	0.000326	0.003207	0.003906	0	7.3E-07	0.003906	0.000168	3.52E-05	0.000326	0.004436	0.190197	0	0.005233	0.19543	0.000125	0	5.54E-07	0.000125	0.000305	1.33639
0.114447	0	0.144511	11.5274	0.783772	0	12.31118	0.647272	2.464002	0	3.111274	0	0	0	3.111274	0.73687	2.805079	0	3.541948	0	0	0	3.541948	2.602417	36.30154	0	38.90395	0.692843	0.047108	0	0.73995	11.70944	6980.322
0	0	0	0	0	0	0	0	0	0	0	0	0	0	0	0	0	0	0	0	0	0	0	0	0	0	0	0	0	0	0	0	0
0.500805	0	2.104547	0.353518	0.042366	0	0.395884	0.034362	0.007593	0	0.041954	0	0	0	0.041954	1.649779	0.511606	0	2.161385	0	0	0	2.161385	11.2376	1.624409	0	12.86201	0	0	0	0	1.172214	224.4624
0	2.893424	3.661728	1.922613	0	1.761647	3.68426	2.554288	0	12.22453	14.77882	17.6484	4.144622	13.00479	49.57664	3.727211	0	13.38433	17.11154	17.6484	4.144622	13.00479	51.90935	300.3753	0	134.8427	435.218	1.303404	0	0.037185	1.340589	21.87049	14299.33
0	0	0.000366	0.019782	0	0	0.019782	0.007878	0	0	0.007878	0	0	0	0.007878	0.008968	0	0	0.008968	0	0	0	0.008968	0.159298	0	0	0.159298	0.00119	0	0	0.00119	0.001811	11.21623
0	0	0	0	0	0	0	0	0	0	0	0	0	0	0	0	0	0	0	0	0	0	0	0	0	0	0	0	0	0	0	0	0
0	0.097713	0.10775	0.012256	0	0.047382	0.059639	0.032485	0	0.40747	0.439955	0.383322	0.101659	0.158281	1.083217	0.047402	0	0.446128	0.493531	0.383322	0.101659	0.158281	1.136792	4.932489	0	3.128607	8.061095	0.030254	0	0.001405	0.031659	0.441099	337.694
0	0.360525	0.505707	0.24303	0	0.170992	0.414022	0.60013	0	1.727409	2.327539	2.916282	0.67535	2.080819	7.99999	0.875708	0	1.891295	2.767004	2.916282	0.67535	2.080819	8.439455	38.28467	0	17.21307	55.49774	0.121382	0	0.003844	0.125225	1.646666	1335.71
0	0	4.58E-07	2.05E-05	0	0	2.05E-05	9.85E-06	0	0	9.85E-06	0	0	0	9.85E-06	1.12E-05	0	0	1.12E-05	0	0	0	1.12E-05	8.83E-05	0	0	8.83E-05	1.24E-06	0	0	1.24E-06	1.12E-06	0.011648
0	0	0	0	0	0	0	0	0	0	0	0	0	0	0	0	0	0	0	0	0	0	0	0	0	0	0	0	0	0	0	0	0
0	0.001934	0.002141	0.000252	0	0.000943	0.001195	0.000667	0	0.008032	0.008699	0.003646	0.001161	0.001084	0.014589	0.000973	0	0.008794	0.009767	0.003646	0.001161	0.001084	0.015657	0.101036	0	0.061637	0.162673	0.000619	0	3.04E-05	0.000649	0.009119	6.923024
0	1.986192	2.566312	1.280235	0	1.147361	2.427596	2.024013	0	8.505296	10.52931	9.580373	2.194513	6.997974	29.30217	2.953435	0	9.312229	12.26566	9.580373	2.194513	6.997974	31.03852	198.2706	0	91.31136	289.582	0.88847	0	0.026019	0.914488	12.34603	9754.348
0	0	0.000797	0.049145	0	0	0.049145	0.017158	0	0	0.017158	0	0	0	0.017158	0.019533	0	0	0.019533	0	0	0	0.019533	0.178706	0	0	0.178706	0.002956	0	0	0.002956	0.00353	27.86488
0	0	0	0	0	0	0	0	0	0	0	0	0	0	0	0	0	0	0	0	0	0	0	0	0	0	0	0	0	0	0	0	0
0	0.02484	0.02738	0.003091	0	0.01204	0.015132	0.00823	0	0.103673	0.111904	0.056922	0.017301	0.018983	0.20511	0.01201	0	0.113509	0.125519	0.056922	0.017301	0.018983	0.218725	1.24889	0	0.795876	2.044765	0.007654	0	0.00042	0.008074	0.112986	86.12333
0.050265	0.192141	0.288715	0.08516	0.001405	0.336881	0.423446	0.196368	0.17628	0.89764	1.270288	1.158113	0.256014	1.596275	4.28069	0.286539	0.257228	0.982803	1.52657	1.158113	0.256014	1.596275	4.536972	12.64633	1.937861	24.47619	39.06038	0.125903	0.000573	0.001889	0.128365	0.850192	1369.195
0.001916	0	0.069146	1.178079	0.00738	0	1.185458	1.447428	0.041244	0	1.488672	0	0	0	1.488672	1.6478	0.046954	0	1.694754	0	0	0	1.694754	3.926528	0.341852	0	4.268379	0.070853	0.000444	0	0.071297	2.640273	672.1438
0	0	0	0	0	0	0	0	0	0	0	0	0	0	0	0	0	0	0	0	0	0	0	0	0	0	0	0	0	0	0	0	0
0.006661	0.025213	0.035797	0.011059	0.000182	0.044848	0.056089	0.015232	0.023446	0.117107	0.155784	0.164603	0.033983	0.212439	0.566809	0.022226	0.034212	0.128217	0.184655	0.164603	0.033983	0.212439	0.59568	1.433106	0.263631	3.224236	4.920973	0.018392	9.05E-05	0.00025	0.018732	0.110158	199.7995
0.000856	0	0.029865	0.61622	0.005277	0	0.621497	0.62454	0.018437	0	0.642977	0	0	0	0.642977	0.710997	0.020989	0	0.731987	0	0	0	0.731987	1.627853	0.152815	0	1.780668	0.037061	0.000317	0	0.037379	1.210116	352.3829
0	0	0	0	0	0	0	0	0	0	0	0	0	0	0	0	0	0	0	0	0	0	0	0	0	0	0	0	0	0	0	0	0
0	0.243754	0.941306	0.167842	0	0.009883	0.177725	4.364589	0	1.772623	6.137213	3.361588	5.665261	6.086047	21.25011	5.360901	0	1.928473	7.289374	3.361588	5.665261	6.086047	22.40227	51.19945	0	12.27656	63.47601	0.008487	0	0.000667	0.009154	0.040643	97.64128
0	1.377239	1.780226	0.843236	0	0.72859	1.571826	1.503896	0	6.284803	7.788699	7.414476	1.650802	5.391266	22.24524	2.194482	0	6.881068	9.075549	7.414476	1.650802	5.391266	23.53209	125.7135	0	59.58343	185.297	0.627171	0	0.019224	0.646396	7.025769	6894.752
0	0	0.001009	0.13274	0	0	0.13274	0.021728	0	0	0.021728	0	0	0	0.021728	0.024736	0	0	0.024736	0	0	0	0.024736	0.505411	0	0	0.505411	0.007983	0	0	0.007983	0.007022	75.2625
0	0	0	0	0	0	0	0	0	0	0	0	0	0	0	0	0	0	0	0	0	0	0	0	0	0	0	0	0	0	0	0	0
0	0.015442	0.016983	0.001873	0	0.007466	0.009339	0.005006	0	0.06462	0.069626	0.042528	0.012041	0.015669	0.139864	0.007305	0	0.070751	0.078055	0.042528	0.012041	0.015669	0.148293	0.760784	0	0.496071	1.256855	0.004662	0	0.00032	0.004982	0.068915	53.14222
0	0.00022	0.003422	0.009569	0	0.000348	0.009917	0.010617	0	0.000824	0.011441	0.206069	0.044165	0.001126	0.262801	0.015492	0	0.000902	0.016395	0.206069	0.044165	0.001126	0.267755	0.187047	0	0.017397	0.204443	0.011404	0	1.9E-06	0.011406	0.027981	121.6634
0	0	0.00137	0.056409	0	0	0.056409	0.029504	0	0	0.029504	0	0	0	0.029504	0.033588	0	0	0.033588	0	0	0	0.033588	0.102989	0	0	0.102989	0.003393	0	0	0.003393	0.059448	31.98325
0.011284	0.033444	0.054444	0.022089	0.000282	0.024261	0.046631	0.042138	0.042592	0.169798	0.254528	0.095251	0.018835	0.171449	0.540063	0.061488	0.06215	0.185908	0.309546	0.095251	0.018835	0.171449	0.595081	0.853485	0.619471	3.393422	4.866378	0.033513	0.000209	0.000341	0.034063	0.096952	363.3318
0.002728	0	0.008252	2.117152	0.103737	0	2.220889	0.118947	0.058722	0	0.177669	0	0	0	0.177669	0.135412	0.066851	0	0.202263	0	0	0	0.202263	0.673709	2.362279	0	3.035987	0.127249	0.006235	0	0.133484	2.769609	1259.223
0	0	0	0	0	0	0	0	0	0	0	0	0	0	0	0	0	0	0	0	0	0	0	0	0	0	0	0	0	0	0	0	0
0.075587	0	0.20103	0.034335	0.005184	0	0.039519	0.001792	0.00108	0	0.002872	0	0	0	0.002872	0.128025	0.077142	0	0.205166	0	0	0	0.205166	0.475674	0.192261	0	0.667936	0	0	0	0	0.202075	22.40689
0.001969	0.006936	0.01185	0.005794	4.56E-05	0.005623	0.011463	0.01395	0.007685	0.037444	0.059079	0.041442	0.007994	0.045518	0.154034	0.020356	0.011214	0.040996	0.072566	0.041442	0.007994	0.045518	0.167521	0.315781	0.059468	0.769969	1.145217	0.006009	3.72E-05	6.16E-05	0.006108	0.01706	65.14627
0.000531	0	0.002353	0.165521	0.004897	0	0.170418	0.039222	0.01143	0	0.050652	0	0	0	0.050652	0.044652	0.013012	0	0.057664	0	0	0	0.057664	0.13776	0.180063	0	0.317823	0.009948	0.000294	0	0.010243	0.17797	96.62561
0	0	0	0	0	0	0	0	0	0	0	0	0	0	0	0	0	0	0	0	0	0	0	0	0	0	0	0	0	0	0	0	0
0.004046	0	0.039593	0.009455	0.000245	0	0.0097	0.000508	5.78E-05	0	0.000566	0	0	0	0.000566	0.036278	0.00413	0	0.040407	0	0	0	0.040407	0.145124	0.008562	0	0.153687	0	0	0	0	0.05774	5.499774
0.018158	0.002088	0.022318	0.007678	0.000563	0.002189	0.01043	0.009699	0.077437	0.011575	0.098711	0.025184	0.004671	0.016305	0.144872	0.014152	0.112996	0.012673	0.139822	0.025184	0.004671	0.016305	0.185982	0.219799	0.598459	0.244781	1.063038	0.003127	0.000183	1.56E-05	0.003325	0.017137	35.46835
0.000141	0	0.001	0.06866	0.006109	0	0.07477	0.018499	0.003032	0	0.02153	0	0	0	0.02153	0.021059	0.003451	0	0.024511	0	0	0	0.024511	0.059646	0.09987	0	0.159516	0.004127	0.000367	0	0.004494	0.068731	42.39361
0	0	0	0	0	0	0	0	0	0	0	0	0	0	0	0	0	0	0	0	0	0	0	0	0	0	0	0	0	0	0	0	0
0.082223	0	0.586746	0.040542	0.005066	0	0.045607	0.007209	0.001175	0	0.008383	0	0	0	0.008383	0.514903	0.083914	0	0.598817	0.083914	0	0	0.598817	1.633888	0.157898	0	1.791786	0	0	0	0	0.139949	25.859
0	0.000825	0.001374	0.002693	0	0.000695	0.003388	0.001698	0	0.003343	0.005041	0.001081	0.000283	0.001086	0.007491	0.002478	0	0.00366	0.006138	0.001081	0.000283	0.001086	0.008588	0.114955	0	0.07933	0.194285	0.002722	0	7.02E-06	0.002729	0.010719	29.11346
0	0	0.000555	0.033031	0	0	0.033031	0.01195	0	0	0.01195	0	0	0	0.01195	0.013604	0	0	0.013604	0	0	0	0.013604	0.01368	0	0	0.01368	0.001987	0	0	0.001987	0.041242	18.72824
0	0	0	0	0	0	0	0	0	0	0	0	0	0	0	0	0	0	0	0	0	0	0	0	0	0	0	0	0	0	0	0	0
0	0	2.755216	0.252561	0	0	0.252561	0.040326	0	0	0.040326	0	0	0	0.040326	2.812948	0	0	2.812948	0	0	0	2.812948	32.07193	0	0	32.07193	0	0	0	0	0.639545	143.1996
0	1.14E-07	0.000551	0.000776	0	2.03E-06	0.000778	0.002528	0	5.95E-07	0.002529	0.000139	2.83E-05	0.000264	0.002959	0.003689	0	6.52E-07	0.00369	0.000139	2.83E-05	0.000264	0.00412	0.184201	0	0.005124	0.189324	0.000119	0	5.22E-07	0.000119	0.000294	1.273548
0.116209	0	0.146312	11.59535	0.787147	0	12.38249	0.648112	2.501944	0	3.150057	0	0	0	3.150057	0.737826	2.848273	0	3.5861	0	0	0	3.5861	2.580162	36.87894	0	39.4591	0.696926	0.047311	0	0.744237	11.92936	7020.758
0	0	0	0	0	0	0	0	0	0	0	0	0	0	0	0	0	0	0	0	0	0	0	0	0	0	0	0	0	0	0	0	0
0.493663	0	2.019933	0.350584	0.042319	0	0.392903	0.032466	0.00746	0	0.039926	0	0	0	0.039926	1.569814	0.504283	0	2.074097	0	0	0	2.074097	10.89577	1.633147	0	12.52892	0	0	0	0	1.174212	222.7721
0	2.770928	3.506842	1.891643	0	1.738796	3.630439	2.411591	0	11.60571	14.0173	17.23573	3.942364	12.70956	47.90496	3.518987	0	12.70679	16.22578	17.23573	3.942364	12.70956	50.11343	294.2349	0	130.1943	424.4292	1.288678	0	0.036655	1.325334	22.03014	14136.61
0	0	0.000312	0.01766	0	0	0.01766	0.006707	0	0	0.006707	0	0	0	0.006707	0.007636	0	0	0.007636	0	0	0	0.007636	0.138679	0	0	0.138679	0.001062	0	0	0.001062	0.001643	10.01314
0	0	0	0	0	0	0	0	0	0	0	0	0	0	0	0	0	0	0	0	0	0	0	0	0	0	0	0	0	0	0	0	0
0	0.099427	0.109466	0.012239	0	0.048103	0.060342	0.032551	0	0.4156	0.448151	0.412453	0.104071	0.172638	1.137313	0.047498	0	0.45503	0.502528	0.412453	0.104071	0.172638	1.19169	4.943548	0	3.191121	8.134669	0.030322	0	0.001422	0.031745	0.443474	338.6027
0	0.33172	0.459295	0.222961	0	0.165026	0.387988	0.517284	0	1.563324	2.080609	2.697468	0.613948	1.914237	7.306261	0.75482	0	1.711643	2.466463	2.697468	0.613948	1.914237	7.692116	35.05325	0	15.6707	50.72395	0.1183	0	0.003718	0.122018	1.6358	1301.498
0	0	4.4E-07	2.11E-05	0	0	2.11E-05	9.48E-06	0	0	9.48E-06	0	0	0	9.48E-06	1.08E-05	0	0	1.08E-05	0	0	0	1.08E-05	8.62E-05	0	0	8.62E-05	1.27E-06	0	0	1.27E-06	1.16E-06	0.011949
0	0	0	0	0	0	0	0	0	0	0	0	0	0	0	0	0	0	0	0	0	0	0	0	0	0	0	0	0	0	0	0	0
0	0.002132	0.002356	0.000273	0	0.001037	0.00131	0.000724	0	0.008871	0.009595	0.004146	0.001298	0.001246	0.016285	0.001057	0	0.009713	0.010769	0.004146	0.001298	0.001246	0.017459	0.109779	0	0.068074	0.177854	0.000672	0	3.35E-05	0.000706	0.009912	7.52867
0	1.932587	2.494008	1.25566	0	1.149418	2.405078	1.931866	0	8.209001	10.14087	9.556844	2.136798	7.002991	28.8375	2.818974	0	8.987823	11.8068	9.556844	2.136798	7.002991	30.50343	196.0542	0	89.62814	285.6824	0.883755	0	0.025886	0.909641	12.48881	9702.64
0	0	0.0008	0.048909	0	0	0.048909	0.01723	0	0	0.01723	0	0	0	0.01723	0.019616	0	0	0.019616	0	0	0	0.019616	0.179575	0	0	0.179575	0.002942	0	0	0.002942	0.003553	27.73085
0	0	0	0	0	0	0	0	0	0	0	0	0	0	0	0	0	0	0	0	0	0	0	0	0	0	0	0	0	0	0	0	0
0	0.026371	0.029022	0.003221	0	0.012754	0.015975	0.008605	0	0.110316	0.118921	0.064891	0.018881	0.022302	0.224995	0.012556	0	0.120782	0.133339	0.064891	0.018881	0.022302	0.239413	1.305883	0	0.846897	2.152779	0.008004	0	0.000445	0.008449	0.118179	90.12182
0.048252	0.184487	0.27349	0.075761	0.001355	0.324158	0.401274	0.171995	0.168735	0.860282	1.201012	1.09088	0.236139	1.496822	4.024854	0.250975	0.246217	0.941901	1.439093	1.09088	0.236139	1.496822	4.262935	11.94582	1.890769	23.98651	37.8231	0.12068	0.000556	0.001836	0.123072	0.821382	1312.743
0.001871	0	0.064439	1.13346	0.007163	0	1.140623	1.347046	0.040285	0	1.387331	0	0	0	1.387331	1.533522	0.045862	0	1.579384	0	0	0	1.579384	3.621595	0.333905	0	3.9555	0.068169	0.000431	0	0.0686	2.580635	646.7228
0	0	0	0	0	0	0	0	0	0	0	0	0	0	0	0	0	0	0	0	0	0	0	0	0	0	0	0	0	0	0	0	0
0.006318	0.023714	0.03352	0.009884	0.000173	0.042615	0.052671	0.013409	0.022164	0.109644	0.145217	0.158415	0.031939	0.205014	0.540585	0.019566	0.032342	0.120046	0.171954	0.158415	0.031939	0.205014	0.567323	1.371018	0.255412	3.14027	4.7667	0.017504	8.72E-05	0.000241	0.017832	0.105794	190.2054
0.000845	0	0.02861	0.59643	0.00518	0	0.60161	0.597784	0.018182	0	0.615966	0	0	0	0.615966	0.680537	0.020699	0	0.701236	0	0	0	0.701236	1.555401	0.150702	0	1.706103	0.035871	0.000312	0	0.036182	1.18366	341.1074
0	0	0	0	0	0	0	0	0	0	0	0	0	0	0	0	0	0	0	0	0	0	0	0	0	0	0	0	0	0	0	0	0
0	0.24101	0.930415	0.166852	0	0.009646	0.176499	4.292009	0	1.748153	6.040162	3.351732	5.691576	6.118499	21.20197	5.282488	0	1.902006	7.184494	3.351732	5.691576	6.118499	22.3463	50.48805	0	12.30939	62.79745	0.008481	0	0.000661	0.009143	0.040746	97.51862
0	1.322931	1.706348	0.814871	0	0.724034	1.538905	1.408688	0	5.975463	7.384151	7.330328	1.595577	5.338113	21.64817	2.055554	0	6.54238	8.597934	7.330328	1.595577	5.338113	22.86195	122.8937	0	57.93489	180.8286	0.62079	0	0.019014	0.639803	7.088922	6824.433
0	0	0.000932	0.128141	0	0	0.128141	0.02006	0	0	0.02006	0	0	0	0.02006	0.022837	0	0	0.022837	0	0	0	0.022837	0.481111	0	0	0.481111	0.007707	0	0	0.007707	0.00687	72.65469
0	0	0	0	0	0	0	0	0	0	0	0	0	0	0	0	0	0	0	0	0	0	0	0	0	0	0	0	0	0	0	0	0
0	0.016372	0.017979	0.00195	0	0.007898	0.009848	0.005229	0	0.068667	0.073896	0.045748	0.012764	0.016793	0.149201	0.00763	0	0.075182	0.082812	0.045748	0.012764	0.016793	0.158117	0.794697	0	0.527153	1.32185	0.004871	0	0.000338	0.005209	0.072002	55.55964
0	0.000212	0.003126	0.008986	0	0.00034	0.009326	0.009408	0	0.000786	0.010194	0.190768	0.039835	0.001038	0.241835	0.013728	0	0.000861	0.014589	0.190768	0.039835	0.001038	0.24623	0.163663	0	0.01658	0.180243	0.011158	0	1.84E-06	0.01116	0.027384	119.0396
0	0	0.001321	0.055951	0	0	0.055951	0.028445	0	0	0.028445	0	0	0	0.028445	0.032382	0	0	0.032382	0	0	0	0.032382	0.098478	0	0	0.098478	0.003365	0	0	0.003365	0.060162	31.72386
0.010853	0.031945	0.051413	0.020105	0.000267	0.023241	0.043613	0.036809	0.040987	0.161421	0.239217	0.090621	0.017455	0.163735	0.511028	0.053711	0.059808	0.176736	0.290255	0.090621	0.017455	0.163735	0.562066	0.735213	0.596057	3.189078	4.520348	0.031647	0.0002	0.000325	0.032172	0.092217	343.156
0.002658	0	0.007725	2.06194	0.101144	0	2.163083	0.109102	0.057222	0	0.166324	0	0	0	0.166324	0.124204	0.065143	0	0.189347	0	0	0	0.189347	0.63848	2.323688	0	2.962169	0.123931	0.006079	0	0.13001	2.719205	1226.448
0	0	0	0	0	0	0	0	0	0	0	0	0	0	0	0	0	0	0	0	0	0	0	0	0	0	0	0	0	0	0	0	0
0.075189	0	0.199604	0.033901	0.005193	0	0.039094	0.001778	0.001074	0	0.002852	0	0	0	0.002852	0.126975	0.076735	0	0.203711	0	0	0	0.203711	0.469594	0.19457	0	0.664164	0	0	0	0	0.199962	22.16591
0.001882	0.006655	0.011211	0.005174	4.3E-05	0.005254	0.010471	0.012665	0.007378	0.036119	0.056162	0.03953	0.007568	0.043536	0.146796	0.018481	0.010765	0.039546	0.068792	0.03953	0.007568	0.043536	0.159426	0.290188	0.057082	0.735093	1.082362	0.00558	3.56E-05	5.88E-05	0.005675	0.015951	60.53057
0.000529	0	0.002257	0.16524	0.004842	0	0.170082	0.037207	0.011395	0	0.048602	0	0	0	0.048602	0.042357	0.012973	0	0.05533	0	0	0	0.05533	0.132109	0.179875	0	0.311984	0.009932	0.000291	0	0.010223	0.178935	96.43463
0	0	0	0	0	0	0	0	0	0	0	0	0	0	0	0	0	0	0	0	0	0	0	0	0	0	0	0	0	0	0	0	0
0.004067	0	0.040182	0.009515	0.000248	0	0.009763	0.000516	5.81E-05	0	0.000574	0	0	0	0.000574	0.036858	0.004151	0	0.041009	0	0	0	0.041009	0.146719	0.008836	0	0.155555	0	0	0	0	0.058446	5.535534
0.017886	0.002015	0.021374	0.00674	0.000553	0.002193	0.009486	0.006684	0.076139	0.011094	0.093917	0.024584	0.004518	0.015939	0.138959	0.009754	0.111102	0.012146	0.133002	0.024584	0.004518	0.015939

CH4_IDLEX	CH4_STREX	CH4_TOTEX	N2O_RUNEX	N2O_IDLEX	N2O_STREX	N2O_TOTEX	ROG_RUNEX	ROG_IDLEX	ROG_STREX	ROG_TOTEX	ROG_DIURN	ROG_HOTSOAK	ROG_RUNLOSS	TOG_TOTAL	TOG_RUNEX	TOG_IDLEX	TOG_STREX	TOG_TOTEX	TOG_DIURN	TOG_HOTSOAK	TOG_RUNLOSS	TOG_TOTAL	CO_RUNEX	CO_IDLEX	CO_STREX	CO_TOTEX	SOx_RUNEX	SOx_IDLEX	SOx_STREX	SOx_TOTEX	NH3_RUNEX	Fuel Consumption
0.000137	0	0.000889	0.065982	0.00587	0	0.071851	0.016175	0.002955	0	0.019131	0	0	0	0.019131	0.018414	0.003365	0	0.021779	0	0	0	0.021779	0.053683	0.10008	0	0.153763	0.003966	0.000353	0	0.004319	0.068339	40.73901
0	0	0	0	0	0	0	0	0	0	0	0	0	0	0	0	0	0	0	0	0	0	0	0	0	0	0	0	0	0	0	0
0.082431	0	0.578314	0.040026	0.005103	0	0.045129	0.007085	0.001178	0	0.008263	0	0	0	0.008263	0.506085	0.084127	0	0.590211	0	0	0	0.590211	1.598884	0.160484	0	1.759369	0	0	0	0.138773	25.58778
0	0.000755	0.00126	0.002499	0	0.000651	0.003149	0.001554	0	0.003042	0.004596	0.001133	0.000285	0.001117	0.007132	0.002268	0	0.003331	0.005599	0.001133	0.000285	0.001117	0.008134	0.113378	0	0.073791	0.187169	0.002532	0	6.39E-06	0.002539	0.010278	27.07877
0	0	0.000543	0.032236	0	0	0.032236	0.0117	0	0	0.0117	0	0	0	0.0117	0.013319	0	0	0.013319	0	0	0	0.013319	0.013457	0	0	0.013457	0.001939	0	0	0.001939	0.040397	18.27755
0	0	0	0	0	0	0	0	0	0	0	0	0	0	0	0	0	0	0	0	0	0	0	0	0	0	0	0	0	0	0	0	0
0	0	2.745623	0.251591	0	0	0.251591	0.040215	0	0	0.040215	0	0	0	0.040215	2.803186	0	0	2.803186	0	0	0	2.803186	31.96269	0	0	31.96269	0	0	0	0	0.634734	142.6498
0	9.75E-08	0.000527	0.000738	0	1.08E-07	0.000739	0.002409	0	5.11E-07	0.002409	0.000123	2.38E-05	0.00023	0.002786	0.003515	0	5.59E-07	0.003515	0.000123	2.38E-05	0.00023	0.003892	0.178872	0	0.004894	0.183766	0.000113	0	4.91E-07	0.000113	0.000282	1.21062
0.118095	0	0.148346	11.69195	0.792313	0	12.48426	0.651286	2.542561	0	3.193847	0	0	0	3.193847	0.74144	2.894512	0	3.635952	0	0	0	3.635952	2.568831	37.49269	0	40.06152	0.702733	0.047621	0	0.750354	12.16385	7078.461
0	0	0	0	0	0	0	0	0	0	0	0	0	0	0	0	0	0	0	0	0	0	0	0	0	0	0	0	0	0	0	0	0
0.486444	0	1.943316	0.347065	0.042158	0	0.389223	0.030858	0.007334	0	0.038192	0	0	0	0.038192	1.498286	0.496889	0	1.995175	0	0	0	1.995175	10.56048	1.637912	0	12.19839	0	0	0	0	1.174183	220.6857
0	2.658593	3.365713	1.864943	0	1.719074	3.584017	2.283056	0	11.03132	13.31438	16.8711	3.748587	12.42799	46.36206	3.33143	0	12.07791	15.40934	16.8711	3.748587	12.42799	48.45702	288.9585	0	125.9137	414.8722	1.276393	0	0.036194	1.312588	22.16993	14000.66
0	0	0.000265	0.01588	0	0	0.01588	0.005699	0	0	0.005699	0	0	0	0.005699	0.006488	0	0	0.006488	0	0	0	0.006488	0.121021	0	0	0.121021	0.000955	0	0	0.000955	0.001502	9.003969
0	0	0	0	0	0	0	0	0	0	0	0	0	0	0	0	0	0	0	0	0	0	0	0	0	0	0	0	0	0	0	0	0
0	0.100891	0.110921	0.012212	0	0.048707	0.060919	0.032576	0	0.422639	0.455215	0.427437	0.104492	0.179123	1.166266	0.047535	0	0.462736	0.510271	0.427437	0.104492	0.179123	1.221322	4.948483	0	3.245245	8.193728	0.030352	0	0.001436	0.031789	0.445076	339.0742
0	0.3073	0.420739	0.207784	0	0.160076	0.36786	0.451099	0	1.425672	1.876771	2.707871	0.584671	1.929341	7.098653	0.658242	0	1.560931	2.219173	2.707871	0.584671	1.929341	7.441056	32.47478	0	14.41769	46.89247	0.115629	0	0.00361	0.119239	1.627803	1271.86
0	0	4.27E-07	2.16E-05	0	0	2.16E-05	9.19E-06	0	0	9.19E-06	0	0	0	9.19E-06	1.05E-05	0	0	1.05E-05	0	0	0	1.05E-05	8.48E-05	0	0	8.48E-05	1.3E-06	0	0	1.3E-06	1.19E-06	0.012233
0	0	0	0	0	0	0	0	0	0	0	0	0	0	0	0	0	0	0	0	0	0	0	0	0	0	0	0	0	0	0	0	0
0	0.002322	0.002562	0.000292	0	0.001127	0.001419	0.000778	0	0.009682	0.01046	0.004716	0.001444	0.001441	0.018062	0.001135	0	0.010601	0.011736	0.004716	0.001444	0.001441	0.019338	0.117915	0	0.074301	0.192216	0.000722	0	3.65E-05	0.000759	0.010651	8.093609
0	1.882437	2.426746	1.233117	0	1.151709	2.384826	1.847055	0	7.931407	9.778461	9.446734	2.065761	6.914665	28.20562	2.695218	0	8.683892	11.37911	9.446734	2.065761	6.914665	29.80627	194.0863	0	88.06168	282.148	0.879442	0	0.025761	0.905203	12.61075	9655.302
0	0	0.000804	0.048721	0	0	0.048721	0.017305	0	0	0.017305	0	0	0	0.017305	0.0197	0	0	0.0197	0	0	0	0.0197	0.180454	0	0	0.180454	0.00293	0	0	0.00293	0.003575	27.62437
0	0	0	0	0	0	0	0	0	0	0	0	0	0	0	0	0	0	0	0	0	0	0	0	0	0	0	0	0	0	0	0	0
0	0.027796	0.030545	0.003336	0	0.013414	0.01675	0.008941	0	0.116528	0.125469	0.071828	0.020249	0.025032	0.242579	0.013047	0	0.127584	0.140631	0.071828	0.020249	0.025032	0.25774	1.357064	0	0.894612	2.251675	0.008319	0	0.000468	0.008787	0.122846	93.72179
0.046263	0.176117	0.257291	0.067636	0.001304	0.310501	0.379442	0.145136	0.16135	0.818452	1.124938	1.04717	0.21943	1.42409	3.815629	0.211782	0.235441	0.896102	1.343326	1.04717	0.21943	1.42409	4.034016	11.24771	1.840402	23.39178	36.4799	0.115344	0.000538	0.001779	0.117661	0.790485	1255.023
0.00182	0	0.059644	1.085972	0.006923	0	1.092894	1.244916	0.039176	0	1.284092	0	0	0	1.284092	1.417254	0.0446	0	1.461854	0	0	0	1.461854	3.322544	0.324714	0	3.647258	0.065313	0.000416	0	0.06573	2.508936	619.6609
0	0	0	0	0	0	0	0	0	0	0	0	0	0	0	0	0	0	0	0	0	0	0	0	0	0	0	0	0	0	0	0	0
0.005978	0.022234	0.031247	0.0088	0.000165	0.040374	0.049338	0.011469	0.020898	0.102286	0.134654	0.155523	0.030238	0.201163	0.521579	0.016736	0.030494	0.111991	0.159221	0.155523	0.030238	0.201163	0.546146	1.303911	0.24673	3.045995	4.596636	0.01661	8.38E-05	0.000231	0.016925	0.101233	180.529
0.000829	0	0.027293	0.574701	0.005063	0	0.579764	0.569747	0.017849	0	0.587595	0	0	0	0.587595	0.648619	0.02032	0	0.668938	0	0	0	0.668938	1.480919	0.14794	0	1.628859	0.034564	0.000305	0	0.034869	1.151471	328.7206
0	0	0	0	0	0	0	0	0	0	0	0	0	0	0	0	0	0	0	0	0	0	0	0	0	0	0	0	0	0	0	0	0
0	0.238757	0.921232	0.16604	0	0.009439	0.175479	4.229837	0	1.727815	5.957653	3.349082	5.720961	6.155176	21.18287	5.215367	0	1.880021	7.095388	3.349082	5.720961	6.155176	22.32061	49.88098	0	12.35397	62.23494	0.008479	0	0.000656	0.009135	0.040851	97.44252
0	1.275371	1.642284	0.791326	0	0.721032	1.512358	1.327769	0	5.70498	7.032749	7.242953	1.540258	5.265263	21.08122	1.937478	0	6.246235	8.183713	7.242953	1.540258	5.265263	22.23219	120.5999	0	56.49891	177.0988	0.61529	0	0.018831	0.634121	7.146327	6763.823
0	0	0.000861	0.123992	0	0	0.123992	0.018536	0	0	0.018536	0	0	0	0.018536	0.021102	0	0	0.021102	0	0	0	0.021102	0.458635	0	0	0.458635	0.007457	0	0	0.007457	0.006733	70.30213
0	0	0	0	0	0	0	0	0	0	0	0	0	0	0	0	0	0	0	0	0	0	0	0	0	0	0	0	0	0	0	0	0
0	0.017248	0.018914	0.002019	0	0.008303	0.010322	0.005433	0	0.072499	0.077931	0.048909	0.01345	0.017864	0.158155	0.007927	0	0.079377	0.087304	0.048909	0.01345	0.017864	0.167528	0.825606	0	0.556582	1.382189	0.005061	0	0.000355	0.005416	0.074817	57.76968
0	0.000204	0.002898	0.008524	0	0.000331	0.008855	0.008481	0	0.000755	0.009236	0.175998	0.035898	0.000953	0.222084	0.012376	0	0.000826	0.013202	0.175998	0.035898	0.000953	0.22605	0.145741	0	0.015904	0.161645	0.010945	0	1.78E-06	0.010947	0.026867	116.7676
0	0	0.001274	0.05552	0	0	0.05552	0.027424	0	0	0.027424	0	0	0	0.027424	0.031221	0	0	0.031221	0	0	0	0.031221	0.094114	0	0	0.094114	0.003339	0	0	0.003339	0.060861	31.47958
0.010407	0.030486	0.048621	0.018409	0.000252	0.022265	0.040926	0.032561	0.03934	0.153489	0.22539	0.088037	0.01633	0.159108	0.488866	0.047513	0.057405	0.168051	0.272969	0.088037	0.01633	0.159108	0.536445	0.638582	0.572063	2.992353	4.202998	0.029792	0.000191	0.000309	0.030291	0.087417	323.1017
0.002585	0	0.007246	2.005226	0.098298	0	2.103524	0.100364	0.05565	0	0.156014	0	0	0	0.156014	0.114257	0.063353	0	0.17761	0	0	0	0.17761	0.606	2.278276	0	2.884276	0.120522	0.005908	0	0.12643	2.664726	1192.678
0	0	0	0	0	0	0	0	0	0	0	0	0	0	0	0	0	0	0	0	0	0	0	0	0	0	0	0	0	0	0	0	0
0.074527	0	0.19763	0.033416	0.00518	0	0.038596	0.001759	0.001065	0	0.002824	0	0	0	0.002824	0.125636	0.07606	0	0.201696	0	0	0	0.201696	0.462853	0.195907	0	0.65876	0	0	0	0	0.197512	21.88338
0.001799	0.006361	0.010609	0.004674	4.06E-05	0.004953	0.009667	0.011609	0.007085	0.034623	0.053317	0.038242	0.007205	0.041985	0.140749	0.01694	0.010338	0.037908	0.065186	0.038242	0.007205	0.041985	0.152618	0.269057	0.054812	0.704416	1.028284	0.005178	3.4E-05	5.63E-05	0.005268	0.014895	56.19549
0.000527	0	0.002165	0.164996	0.004778	0	0.169775	0.035261	0.011345	0	0.046606	0	0	0	0.046606	0.040142	0.012915	0	0.053057	0	0	0	0.053057	0.126639	0.179418	0	0.306057	0.009917	0.000287	0	0.010204	0.179884	96.26065
0	0	0	0	0	0	0	0	0	0	0	0	0	0	0	0	0	0	0	0	0	0	0	0	0	0	0	0	0	0	0	0	0
0.004086	0	0.040763	0.009577	0.00025	0	0.009827	0.000524	5.84E-05	0	0.000582	0	0	0	0.000582	0.037432	0.00417	0	0.041602	0	0	0	0.041602	0.148267	0.009112	0	0.157379	0	0	0	0	0.059141	5.571844
0.017584	0.001936	0.020583	0.005962	0.000543	0.002175	0.008679	0.004636	0.074761	0.010598	0.089995	0.025865	0.004588	0.016881	0.137329	0.006765	0.109091	0.011604	0.12746	0.025865	0.004588	0.016881	0.174794	0.096956	0.577775	0.22258	0.897312	0.002986	0.000176	1.47E-05	0.003176	0.016487	33.88014
0.000134	0	0.000787	0.063295	0.005631	0	0.068927	0.014062	0.00288	0	0.016942	0	0	0	0.016942	0.016008	0.003279	0	0.019287	0	0	0	0.019287	0.048139	0.100034	0	0.148173	0.003804	0.000338	0	0.004143	0.067672	39.0808
0	0	0	0	0	0	0	0	0	0	0	0	0	0	0	0	0	0	0	0	0	0	0	0	0	0	0	0	0	0	0	0	0
0.082326	0	0.567605	0.039355	0.005122	0	0.044476	0.006934	0.001176	0	0.00811	0	0	0	0.00811	0.495263	0.08402	0	0.579282	0	0	0	0.579282	1.557594	0.162564	0	1.720159	0	0	0	0	0.137048	25.21771
0	0.00063	0.001049	0.002019	0	0.000587	0.002606	0.001276	0	0.002511	0.003787	0.001025	0.00026	0.001023	0.006095	0.001862	0	0.00275	0.004611	0.001025	0.00026	0.001023	0.006919	0.107594	0	0.067183	0.174777	0.002197	0	5.5E-06	0.002202	0.009571	23.48837
0	0	0.000401	0.023854	0	0	0.023854	0.008628	0	0	0.008628	0	0	0	0.008628	0.009822	0	0	0.009822	0	0	0	0.009822	0.009914	0	0	0.009914	0.001435	0	0	0.001435	0.030574	13.52514
0	0	0	0	0	0	0	0	0	0	0	0	0	0	0	0	0	0	0	0	0	0	0	0	0	0	0	0	0	0	0	0	0
0	0	2.214136	0.203268	0	0	0.203268	0.03262	0	0	0.03262	0	0	0	0.03262	2.260763	0	0	2.260763	0	0	0	2.260763	25.72629	0	0	25.72629	0	0	0	0	0.517529	115.251
0	9.29E-08	0.000507	0.000697	0	2.29E-08	0.000697	0.002316	0	4.87E-07	0.002316	0.000114	2.07E-05	0.00021	0.002662	0.003379	0	5.33E-07	0.00338	0.000114	2.07E-05	0.00021	0.003725	0.173406	0	0.004571	0.177977	0.000107	0	4.63E-07	0.000108	0.000271	1.150642
0.120086	0	0.150488	11.78015	0.799018	0	12.57917	0.65454	2.585426	0	3.239966	0	0	0	3.239966	0.745143	2.943311	0	3.688454	0	0	0	3.688454	2.565102	38.13654	0	40.70164	0.708034	0.048024	0	0.756058	12.38207	7132.273
0	0	0	0	0	0	0	0	0	0	0	0	0	0	0	0	0	0	0	0	0	0	0	0	0	0	0	0	0	0	0	0	0
0.478394	0	1.870253	0.342757	0.041889	0	0.384647	0.029466	0.007201	0	0.036667	0	0	0	0.036667	1.431407	0.488653	0	1.92006	0	0	0	1.92006	10.22652	1.638594	0	11.86511	0	0	0	0	1.169704	218.091
0	2.55631	3.238329	1.842131	0	1.702283	3.544414	2.169131	0	10.50083	12.66996	16.52398	3.552744	12.16607	44.91275	3.165191	0	11.49709	14.66228	16.52398	3.552744	12.16607	46.90507	284.6414	0	121.9927	406.6342	1.266463	0	0.0358	1.302263	22.29187	13890.53
0	0	0.000224	0.014409	0	0	0.014409	0.004819	0	0	0.004819	0	0	0	0.004819	0.005486	0	0	0.005486	0	0	0	0.005486	0.106171	0	0	0.106171	0.000867	0	0	0.000867	0.001387	8.170008
0	0	0	0	0	0	0	0	0	0	0	0	0	0	0	0	0	0	0	0	0	0	0	0	0	0	0	0	0	0	0	0	0
0	0.102137	0.112165	0.012187	0	0.049211	0.061398	0.032617	0	0.428719	0.461336	0.443043	0.1047	0.185864	1.194943	0.047595	0	0.469393	0.516988	0.443043	0.1047	0.185864	1.250596	4.953564	0	3.292007	8.245572	0.030374	0	0.001448	0.031821	0.446074	339.4204
0	0.284541	0.385138	0.194025	0	0.155462	0.349487	0.390783	0	1.297245	1.688028	2.657519	0.545901	1.894611	6.78606	0.57023	0	1.42032	1.99055	2.657519	0.545901	1.894611	7.088582	30.13529	0	13.24371	43.379	0.113213	0	0.00351	0.116722	1.620202	1245.011
0	0	2.95E-07	2.15E-05	0	0	2.15E-05	6.34E-06	0	0	6.34E-06	0	0	0	6.34E-06	7.22E-06	0	0	7.22E-06	0	0	0	7.22E-06	6.52E-05	0	0	6.52E-05	1.3E-06	0	0	1.3E-06	1.2E-06	0.012215
0	0	0	0	0	0	0	0	0	0	0	0	0	0	0	0	0	0	0	0	0	0	0	0	0	0	0	0	0	0	0	0	0
0	0.002504	0.00276	0.00031	0	0.001213	0.001523	0.000829	0	0.010464	0.011293	0.005354	0.001599	0.001673	0.019919	0.00121	0	0.011457	0.012666	0.005354	0.001599	0.001673	0.021293	0.125575	0	0.080302	0.205877	0.000769	0	3.94E-05	0.000808	0.011336	8.623543
0	1.837086	2.366691	1.213248	0	1.154225	2.367473	1.773441	0	7.681104	9.454545	9.440355	2.005536	6.911665	27.8121	2.587801	0	8.409842	10.99764	9.440355	2.005536	6.911665	29.3552	192.5635	0	86.69741	279.261	0.875683	0	0.02565	0.901333	12.71388	9614.024
0	0	0.00081	0.048588	0	0	0.048588	0.01743	0	0	0.01743	0	0	0	0.01743	0.019843	0	0	0.019843	0	0	0	0.019843	0.181892	0	0	0.181892	0.002922	0	0	0.002922	0.003597	27.54887
0	0	0	0	0	0	0	0	0	0	0	0	0	0	0	0	0	0	0	0	0	0	0	0	0	0	0	0	0	0	0	0	0
0	0.029117	0.031959	0.00344	0	0.014024	0.017464	0.009256	0	0.122322	0.131577	0.080713	0.021797	0.028804	0.262891	0.013506	0	0.133927	0.147433	0.080713	0.021797	0.028804	0.278746	1.404313	0	0.93911	2.343423	0.008606	0	0.00049	0.009095	0.127034	97.01523
0.044426	0.168271	0.242932	0.059711	0.001257	0.29852	0.359487	0.123462	0.154611	0.779111	1.057184	1.036256	0.207908	1.399226	3.700574	0.180156	0.225608	0.853028	1.258792	1.036256	0.207908	1.399226	3.902182	10.58028	1.792731	22.69431	35.06732	0.110422	0.000522	0.001723	0.112667	0.761763	1201.756
0.001769	0	0.0553	1.041115	0.00669	0	1.047805	1.15248	0.038088	0	1.190567	0	0	0	1.190567	1.312021	0.04336	0	1.355382	0	0	0	1.355382	3.052515	0.315691	0	3.368206	0.062615	0.000402	0	0.063018	2.438715	594.0958
0	0	0	0	0	0	0	0	0	0	0	0	0	0	0	0	0	0	0	0	0	0	0	0	0	0	0	0	0	0	0	0	0
0.005651	0.020839	0.029154	0.007826	0.000156	0.038228	0.04621	0.00989	0.019688	0.095377	0.124955	0.151765	0.028457	0.196504	0.501681	0.014432	0.028729	0.104426	0.147586	0.151765	0.028457	0.196504	0.524313	1.240365	0.23819	2.94968	4.428235	0.015769	8.05E-05	0.000222	0.016072	0.096938	171.4347
0.000813	0	0.026029	0.553874	0.004947	0	0.558821	0.542885	0.017514	0	0.560399	0	0	0	0.560399	0.618039	0.019938	0	0.637977	0	0	0	0.637977	1.411217	0.145162	0	1.556379	0.033311	0.000298	0	0.033609	1.119715	316.8465
0	0	0	0	0	0	0	0	0	0	0	0	0	0	0	0	0	0	0	0	0	0	0	0	0	0	0	0	0	0	0	0	0
0	0.236673	0.913188	0.165319	0	0.009246	0.174564	4.175577	0	1.708999	5.884576	3.348223	5.750261	6.191293	21.17435	5.157106	0	1.859686	7.016792	3.348223	5.750261	6.191293	22.30657	49.34926	0	12.40039	61.74965	0.008479	0	0.000652	0.009131	0.040947	97.39196
0	1.23461	1.588207	0.772181	0	0.719416	1.491597	1.261902	0	5.474594	6.736496	7.196869	1.489603	5.226099	20.64907	1.841365	0	5.993991	7.835356	7.196869	1.489603	5.226099	21.74793	118.8628	0	55.30515	174.168	0.610685	0	0.018678	0.629363	7.198586	6713.07
0	0	0.000801	0.120254	0	0	0.120254	0.017239	0	0	0.017239	0	0	0	0.017239	0.019625	0	0	0.019625	0	0	0	0.019625	0.439334	0	0	0.439334	0.007232	0	0	0.007232	0.006611	68.1829
0	0	0	0	0	0	0	0	0	0	0	0	0	0	0	0	0	0	0	0	0	0	0	0	0	0	0	0	0	0	0	0	0
0	0.018068	0.01979	0.002082	0	0.00868	0.010762	0.005624	0	0.076102	0.081727	0.055862	0.014501	0.021028	0.173117	0.008207	0	0.083322	0.091529	0.055862	0.014501	0.021028	0.18292	0.854367	0	0.58426	1.438627	0.005235	0	0.000372	0.005607	0.077364	59.80846
0	0.000198	0.002723	0.00816	0	0.000322	0.008482	0.007785	0	0.000728	0.008513	0.166944	0.032864	0.000901	0.209222	0.01136	0	0.000797	0.012157	0.166944	0.032864	0.000901	0.212866	0.132224	0	0.015348	0.147572	0.010763	0	1.73E-06	0.010764	0.026427	114.8173
0	0	0.001229	0.055076	0	0	0.055076	0.026468	0	0	0.026468	0	0	0	0.026468	0.030132	0	0	0.030132	0	0	0	0.030132	0.090002	0	0	0.090002	0.003312	0	0	0.003312	0.061498	31.22735
0.009984	0.029086	0.046043	0.016824	0.000238	0.021518	0.03858	0.029013	0.037771	0.145951	0.212735	0.086275	0.015345	0.156398	0.470754	0.042336	0.055115	0.159798	0.257249	0.086275	0.015345	0.156398	0.515268	0.562152	0.549229	2.814557	3.925939	0.02808	0.000182	0.000293	0.028555	0.082955	304.5783
0.002516	0	0.006863	1.952462	0.095406	0	2.047868	0.093586	0.054166	0	0.147752	0	0	0	0.147752	0.10654	0.061664	0	0.168204	0	0	0	0.168204	0.579065	2.230634	0	2.809699	0.117351	0.005734	0	0.123085	2.614099	1161.122

CH4_IDLEX	CH4_STREX	CH4_TOTEX	N2O_RUNEX	N2O_IDLEX	N2O_STREX	N2O_TOTEX	ROG_RUNEX	ROG_IDLEX	ROG_STREX	ROG_TOTEX	ROG_DIURN	ROG_HOTSOAK	ROG_RUNLOSS	TOG_TOTAL	TOG_RUNEX	TOG_IDLEX	TOG_STREX	TOG_TOTEX	TOG_DIURN	TOG_HOTSOAK	TOG_RUNLOSS	TOG_TOTAL	CO_RUNEX	CO_IDLEX	CO_STREX	CO_TOTEX	SOx_RUNEX	SOx_IDLEX	SOx_STREX	SOx_TOTEX	NH3_RUNEX	Fuel Consumption
0	0	0	0	0	0	0	0	0	0	0	0	0	0	0	0	0	0	0	0	0	0	0	0	0	0	0	0	0	0	0	0
0.073557	0	0.1953	0.032916	0.005147	0	0.038063	0.001739	0.001051	0	0.00279	0	0	0	0.00279	0.124248	0.07507	0	0.199318	0	0	0	0.199318	0.455839	0.196574	0	0.652413	0	0	0	0	0.194943	21.58128
0.001722	0.006078	0.010072	0.004298	3.84E-05	0.004723	0.009059	0.010777	0.006808	0.033179	0.050764	0.037084	0.006834	0.04054	0.135222	0.015726	0.009934	0.036327	0.061987	0.037084	0.006834	0.04054	0.146445	0.247934	0.052661	0.672764	0.973358	0.00482	3.26E-05	5.39E-05	0.004907	0.013951	52.3384
0.000525	0	0.002084	0.164828	0.004713	0	0.169541	0.033561	0.011296	0	0.044857	0	0	0	0.044857	0.038207	0.01286	0	0.051067	0	0	0	0.051067	0.121712	0.178921	0	0.300633	0.009907	0.000283	0	0.01019	0.18084	96.12833
0	0	0	0	0	0	0	0	0	0	0	0	0	0	0	0	0	0	0	0	0	0	0	0	0	0	0	0	0	0	0	0	0
0.004096	0	0.041309	0.009639	0.000253	0	0.009891	0.000532	5.85E-05	0	0.00059	0	0	0	0.00059	0.037979	0.00418	0	0.042159	0	0	0	0.042159	0.149718	0.009363	0	0.15908	0	0	0	0	0.059804	5.608363
0.017183	0.001875	0.019919	0.005539	0.000527	0.002144	0.008209	0.003646	0.073013	0.010234	0.086894	0.027732	0.004676	0.018291	0.137593	0.005321	0.106541	0.011205	0.123067	0.027732	0.004676	0.018291	0.173766	0.074039	0.56427	0.21471	0.853018	0.0029	0.000171	1.43E-05	0.003086	0.01608	32.91222
0.00013	0	0.000696	0.060716	0.005402	0	0.066118	0.012179	0.002807	0	0.014986	0	0	0	0.014986	0.013865	0.003195	0	0.01706	0	0	0	0.01706	0.043103	0.099848	0	0.14295	0.003649	0.000325	0	0.003974	0.066869	37.48851
0	0	0	0	0	0	0	0	0	0	0	0	0	0	0	0	0	0	0	0	0	0	0	0	0	0	0	0	0	0	0	0	0
0.081928	0	0.55532	0.038587	0.005126	0	0.043713	0.006764	0.001171	0	0.007934	0	0	0	0.007934	0.483132	0.083613	0	0.566745	0	0	0	0.566745	1.511982	0.164309	0	1.676291	0	0	0	0	0.135	24.78487
0	0.00061	0.00102	0.001987	0	0.000583	0.002571	0.001246	0	0.002431	0.003677	0.001022	0.00026	0.001022	0.005982	0.001819	0	0.002662	0.00448	0.001022	0.00026	0.001022	0.006785	0.109263	0	0.066579	0.175843	0.002147	0	5.29E-06	0.002152	0.009569	22.95698
0	0	0.000374	0.022011	0	0	0.022011	0.008051	0	0	0.008051	0	0	0	0.008051	0.009166	0	0	0.009166	0	0	0	0.009166	0.009363	0	0	0.009363	0.001324	0	0	0.001324	0.027797	12.47989
0	0	0	0	0	0	0	0	0	0	0	0	0	0	0	0	0	0	0	0	0	0	0	0	0	0	0	0	0	0	0	0	0
0	0	2.022877	0.185446	0	0	0.185446	0.029914	0	0	0.029914	0	0	0	0.029914	2.065599	0	0	2.065599	0	0	0	2.065599	23.51751	0	0	23.51751	0	0	0	0	0.47123	105.1464
0	1.23E-07	0.000487	0.000658	0	0	0.000658	0.002224	0	6.51E-07	0.002224	0.00011	1.87E-05	0.000202	0.002554	0.003245	0	7.13E-07	0.003246	0.00011	1.87E-05	0.000202	0.003576	0.167445	0	0.004415	0.17186	0.000102	0	4.4E-07	0.000103	0.00026	1.095216
0.122275	0	0.152949	11.90155	0.807888	0	12.70944	0.660395	2.632547	0	3.292942	0	0	0	3.292942	0.75181	2.996954	0	3.748764	0	0	0	3.748764	2.567754	38.84147	0	41.40922	0.71533	0.048557	0	0.763888	12.61773	7206.134
0	0	0	0	0	0	0	0	0	0	0	0	0	0	0	0	0	0	0	0	0	0	0	0	0	0	0	0	0	0	0	0	0
0.47109	0	1.80302	0.338382	0.041616	0	0.379999	0.028134	0.007078	0	0.035212	0	0	0	0.035212	1.369704	0.481178	0	1.850882	0	0	0	1.850882	9.906659	1.639316	0	11.54598	0	0	0	0	1.164555	215.4558
0	2.468585	3.129556	1.823806	0	1.688998	3.512804	2.073695	0	10.04593	12.11962	16.25963	3.385724	11.9693	43.73428	3.025931	0	10.99903	14.02496	16.25963	3.385724	11.9693	45.63961	281.0627	0	118.7341	399.7968	1.25849	0	0.035486	1.293976	22.40025	13802.13
0	0	0.000191	0.013236	0	0	0.013236	0.004118	0	0	0.004118	0	0	0	0.004118	0.004688	0	0	0.004688	0	0	0	0.004688	0.094037	0	0	0.094037	0.000796	0	0	0.000796	0.001295	7.504838
0	0	0	0	0	0	0	0	0	0	0	0	0	0	0	0	0	0	0	0	0	0	0	0	0	0	0	0	0	0	0	0	0
0	0.103197	0.113205	0.012151	0	0.049634	0.061784	0.032595	0	0.433956	0.466551	0.484855	0.107354	0.20586	1.264619	0.047562	0	0.475127	0.522689	0.484855	0.107354	0.20586	1.320757	4.95106	0	3.332293	8.283353	0.030358	0	0.001457	0.031815	0.446605	339.3509
0	0.265152	0.355217	0.182659	0	0.151478	0.334137	0.341542	0	1.188768	1.53031	2.488828	0.499897	1.762486	6.281522	0.498378	0	1.301551	1.799929	2.488828	0.499897	1.762486	6.551141	28.21937	0	12.28239	40.50176	0.11111	0	0.003423	0.114533	1.614395	1221.663
0	0	2.99E-07	2.2E-05	0	0	2.2E-05	6.43E-06	0	0	6.43E-06	0	0	0	6.43E-06	7.32E-06	0	0	7.32E-06	0	0	0	7.32E-06	6.64E-05	0	0	6.64E-05	1.32E-06	0	0	1.32E-06	1.23E-06	0.012479
0	0	0	0	0	0	0	0	0	0	0	0	0	0	0	0	0	0	0	0	0	0	0	0	0	0	0	0	0	0	0	0	0
0	0.002678	0.002948	0.000326	0	0.001295	0.001621	0.000875	0	0.011214	0.012089	0.006105	0.001762	0.001953	0.02191	0.001277	0	0.012278	0.013555	0.006105	0.001762	0.001953	0.023375	0.132534	0	0.086062	0.218596	0.000812	0	4.22E-05	0.000854	0.011968	9.109101
0	1.797155	2.314189	1.196341	0	1.157094	2.353435	1.710718	0	7.461098	9.171816	9.627039	1.968721	7.065984	27.83356	2.496276	0	8.168963	10.66524	9.627039	1.968721	7.065984	29.32698	191.2661	0	85.55766	276.8238	0.872274	0	0.025557	0.897831	12.80133	9576.673
0	0	0.000814	0.048523	0	0	0.048523	0.017519	0	0	0.017519	0	0	0	0.017519	0.019944	0	0	0.019944	0	0	0	0.019944	0.182976	0	0	0.182976	0.002918	0	0	0.002918	0.00362	27.51185
0	0	0	0	0	0	0	0	0	0	0	0	0	0	0	0	0	0	0	0	0	0	0	0	0	0	0	0	0	0	0	0	0
0	0.03033	0.033249	0.00353	0	0.01458	0.01811	0.009522	0	0.127661	0.137183	0.088887	0.023128	0.031922	0.281119	0.013895	0	0.139772	0.153667	0.088887	0.023128	0.031922	0.297603	1.444927	0	0.980125	2.425052	0.008855	0	0.000509	0.009365	0.130739	99.88608
0.042725	0.161262	0.230275	0.053053	0.001212	0.287611	0.341875	0.105145	0.148414	0.744277	0.997837	1.041176	0.198928	1.396611	3.634551	0.153428	0.216566	0.81489	1.184883	1.041176	0.198928	1.396611	3.821598	10.00912	1.747723	22.05454	33.81139	0.106037	0.000506	0.00167	0.108213	0.735666	1154.251
0.001717	0	0.05114	0.999158	0.006453	0	1.005611	1.064048	0.036966	0	1.101014	0	0	0	1.101014	1.211348	0.042083	0	1.253431	0	0	0	1.253431	2.795975	0.306394	0	3.102368	0.060092	0.000388	0	0.06048	2.372052	570.1721
0	0	0	0	0	0	0	0	0	0	0	0	0	0	0	0	0	0	0	0	0	0	0	0	0	0	0	0	0	0	0	0	0
0.00535	0.019592	0.027323	0.007041	0.000149	0.036243	0.043433	0.008714	0.018575	0.08923	0.116519	0.149984	0.027011	0.194539	0.488052	0.012715	0.027105	0.097695	0.137515	0.149984	0.027011	0.194539	0.509049	1.189966	0.230279	2.86389	4.284134	0.015029	7.75E-05	0.000214	0.01532	0.093095	163.4144
0.000797	0	0.024764	0.534121	0.004824	0	0.538946	0.516013	0.017151	0	0.533164	0	0	0	0.533164	0.587446	0.019526	0	0.606972	0	0	0	0.606972	1.341737	0.142159	0	1.483896	0.032124	0.00029	0	0.032414	1.089369	305.5773
0	0	0	0	0	0	0	0	0	0	0	0	0	0	0	0	0	0	0	0	0	0	0	0	0	0	0	0	0	0	0	0	0
0	0.235038	0.906151	0.164711	0	0.009079	0.17379	4.126723	0	1.693915	5.820638	3.348949	5.782925	6.229913	21.18243	5.104439	0	1.843399	6.947839	3.348949	5.782925	6.229913	22.30963	48.87451	0	12.45774	61.33226	0.008479	0	0.000649	0.009128	0.04104	97.35964
0	1.197553	1.538468	0.755186	0	0.718648	1.473834	1.198395	0	5.26268	6.461075	7.213213	1.44429	5.23641	20.35499	1.748695	0	5.761973	7.510668	7.213213	1.44429	5.23641	21.40458	117.2099	0	54.16375	171.3737	0.606661	0	0.018544	0.625205	7.245009	6668.716
0	0	0.000741	0.116994	0	0	0.116994	0.015961	0	0	0.015961	0	0	0	0.015961	0.018171	0	0	0.018171	0	0	0	0.018171	0.420577	0	0	0.420577	0.007036	0	0	0.007036	0.006504	66.3344
0	0	0	0	0	0	0	0	0	0	0	0	0	0	0	0	0	0	0	0	0	0	0	0	0	0	0	0	0	0	0	0	0
0	0.01884	0.020611	0.002138	0	0.009034	0.011172	0.005792	0	0.079513	0.085305	0.063218	0.015547	0.024255	0.188324	0.008452	0	0.087056	0.095508	0.063218	0.015547	0.024255	0.198528	0.879868	0	0.610457	1.490325	0.005392	0	0.000387	0.005779	0.079687	61.64297
0	0.000193	0.002574	0.007844	0	0.000313	0.008157	0.007188	0	0.000705	0.007893	0.1627	0.030522	0.000876	0.201992	0.010489	0	0.000772	0.011261	0.1627	0.030522	0.000876	0.205359	0.120719	0	0.014844	0.135563	0.010607	0	1.69E-06	0.010609	0.026049	113.159
0	0	0.001184	0.054608	0	0	0.054608	0.025499	0	0	0.025499	0	0	0	0.025499	0.029028	0	0	0.029028	0	0	0	0.029028	0.08586	0	0	0.08586	0.003284	0	0	0.003284	0.062058	30.96236
0.009576	0.027792	0.043663	0.0155	0.000224	0.020552	0.036277	0.025842	0.036252	0.138993	0.201087	0.085224	0.014461	0.154973	0.455746	0.037709	0.052899	0.15218	0.242788	0.085224	0.014461	0.154973	0.497446	0.495869	0.52714	2.645459	3.668469	0.026516	0.000173	0.000279	0.026968	0.078841	287.652
0.002452	0	0.006535	1.905894	0.09261	0	1.998504	0.087912	0.052781	0	0.140693	0	0	0	0.140693	0.100081	0.060087	0	0.160168	0	0	0	0.160168	0.555726	2.184059	0	2.739785	0.114552	0.005566	0	0.120118	2.5694	1133.133
0	0	0	0	0	0	0	0	0	0	0	0	0	0	0	0	0	0	0	0	0	0	0	0	0	0	0	0	0	0	0	0	0
0.072464	0	0.192968	0.032459	0.005105	0	0.037564	0.001722	0.001035	0	0.002757	0	0	0	0.002757	0.122983	0.073955	0	0.196938	0	0	0	0.196938	0.449494	0.19683	0	0.646325	0	0	0	0	0.192583	21.29861
0.001654	0.005873	0.009657	0.003998	3.64E-05	0.004539	0.008573	0.010121	0.006572	0.032162	0.048855	0.036339	0.006568	0.039671	0.131433	0.014769	0.00959	0.035213	0.059572	0.036339	0.006568	0.039671	0.14215	0.232129	0.050833	0.647288	0.930249	0.004511	3.13E-05	5.18E-05	0.004594	0.013131	49.00143
0.000523	0	0.001999	0.164692	0.004654	0	0.169346	0.031781	0.011261	0	0.043042	0	0	0	0.043042	0.03618	0.012819	0	0.049	0	0	0	0.049	0.11663	0.178638	0	0.295268	0.009899	0.00028	0	0.010178	0.181823	96.01785
0	0	0	0	0	0	0	0	0	0	0	0	0	0	0	0	0	0	0	0	0	0	0	0	0	0	0	0	0	0	0	0	0
0.004102	0	0.041771	0.009684	0.000255	0	0.009938	0.000538	5.86E-05	0	0.000597	0	0	0	0.000597	0.038444	0.004186	0	0.04263	0	0	0	0.04263	0.150877	0.009604	0	0.160481	0	0	0	0	0.060336	5.634936
0.016683	0.001817	0.019328	0.005357	0.000507	0.002114	0.007978	0.003504	0.070899	0.009919	0.084322	0.029388	0.004732	0.019579	0.138021	0.005113	0.103456	0.01086	0.119429	0.029388	0.004732	0.019579	0.173128	0.071624	0.547931	0.209301	0.828857	0.002799	0.000165	1.39E-05	0.002978	0.01559	31.76306
0.000127	0	0.000614	0.058247	0.005179	0	0.063427	0.010478	0.002732	0	0.01321	0	0	0	0.01321	0.011929	0.00311	0	0.015039	0	0	0	0.015039	0.038487	0.099522	0	0.138009	0.003501	0.000311	0	0.003812	0.065968	35.96246
0	0	0	0	0	0	0	0	0	0	0	0	0	0	0	0	0	0	0	0	0	0	0	0	0	0	0	0	0	0	0	0	0
0.081224	0	0.541527	0.037728	0.005114	0	0.042842	0.006577	0.001161	0	0.007737	0	0	0	0.007737	0.469773	0.082895	0	0.552668	0	0	0	0.552668	1.462323	0.165696	0	1.628019	0	0	0	0	0.13264	24.29077
0	0.000504	0.000844	0.001556	0	0.000532	0.002087	0.001017	0	0.00198	0.002997	0.000961	0.000248	0.000965	0.005171	0.001483	0	0.002168	0.003651	0.000961	0.000248	0.000965	0.005825	0.105877	0	0.060885	0.166762	0.001866	0	4.54E-06	0.00187	0.009039	19.94749
0	0	0.000346	0.020168	0	0	0.020168	0.007457	0	0	0.007457	0	0	0	0.007457	0.008489	0	0	0.008489	0	0	0	0.008489	0.008811	0	0	0.008811	0.001213	0	0	0.001213	0.025171	11.43507
0	0	0	0	0	0	0	0	0	0	0	0	0	0	0	0	0	0	0	0	0	0	0	0	0	0	0	0	0	0	0	0	0
0	0	1.643629	0.146898	0	0	0.146898	0.024518	0	0	0.024518	0	0	0	0.024518	1.678572	0	0	1.678572	0	0	0	1.678572	19.07167	0	0	19.07167	0	0	0	0	0.385914	83.28983
0	1.24E-07	0.000467	0.000621	0	3.95E-07	0.000621	0.002129	0	6.53E-07	0.00213	9.79E-05	1.63E-05	0.00018	0.002424	0.003107	0	7.15E-07	0.003107	9.79E-05	1.63E-05	0.00018	0.003401	0.161184	0	0.004276	0.16546	9.75E-05	0	4.2E-07	9.79E-05	0.00025	1.04402
0.124671	0	0.155639	12.04708	0.81888	0	12.86596	0.666726	2.684138	0	3.350864	0	0	0	3.350864	0.759017	3.055687	0	3.814703	0	0	0	3.814703	2.58838	39.61098	0	42.19936	0.724077	0.049218	0	0.773295	12.86954	7294.878
0	0	0	0	0	0	0	0	0	0	0	0	0	0	0	0	0	0	0	0	0	0	0	0	0	0	0	0	0	0	0	0	0
0.463712	0	1.736168	0.333141	0.041299	0	0.37444	0.026775	0.006955	0	0.03373	0	0	0	0.03373	1.308427	0.473627	0	1.782054	0	0	0	1.782054	9.552707	1.638285	0	11.19099	0	0	0	0	1.158274	212.3041
0	2.391551	3.034569	1.808694	0	1.678485	3.487179	1.991077	0	9.641234	11.63231	15.79213	3.212185	11.60525	42.24188	2.905375	0	10.55594	13.46131	15.79213	3.212185	11.60525	44.07088	278.5068	0	115.8775	394.3843	1.252154	0	0.035239	1.287392	22.49547	13731.91
0	0	0.000167	0.012313	0	0	0.012313	0.003604	0	0	0.003604	0	0	0	0.003604	0.004103	0	0	0.004103	0	0	0	0.004103	0.084732	0	0	0.084732	0.000741	0	0	0.000741	0.001223	6.981488
0	0	0	0	0	0	0	0	0	0	0	0	0	0	0	0	0	0	0	0	0	0	0	0	0	0	0	0	0	0	0	0	0
0	0.104101	0.114103	0.012126	0	0.049985	0.062112	0.032612	0	0.438491	0.471103	0.510306	0.108313	0.216929	1.30665	0.047587	0	0.480092	0.527679	0.510306	0.108313	0.216929	1.363227	4.954139	0	3.367178	8.321317	0.030361	0	0.001464	0.031825	0.446807	339.4576
0	0.24725	0.327747	0.172162	0	0.147811	0.319973	0.296792	0	1.088559	1.38535	2.376427	0.46013	1.679048	5.900956	0.433078	0	1.191835	1.624912	2.376427	0.46013	1.679048	6.140518	26.62408	0	11.4509	38.07499	0.109227	0	0.003346	0.112573	1.608636	1200.754
0	0	3.03E-07	2.24E-05	0	0	2.24E-05	6.52E-06	0	0	6.52E-06	0	0	0	6.52E-06	7.42E-06	0	0	7.42E-06	0	0	0	7.42E-06	6.76E-05	0	0	6.76E-05	1.35E-06	0	0	1.35E-06	1.26E-06	0.012709
0	0	0	0	0	0	0	0	0	0	0	0	0	0	0	0	0	0	0	0	0	0	0	0	0	0	0	0	0	0	0	0	0
0	0.002844	0.003126	0.000341	0	0.001372	0.001714	0.000919	0	0.011932	0.012851	0.006909	0.001928	0.002252	0.023939	0.001341	0	0.013064	0.014404	0.006909	0.001928	0.002252	0.025493	0.139153	0	0.091571	0.230724	0.000852	0	4.48E-05	0.000897	0.012549	9.565631
0	1.760867	2.2662	1.180404	0	1.160045	2.340449	1.651468	0	7.25887	8.910338	9.669066	1.920699	7.101316	27.60142	2.409818	0	7.947549	10.35737	9.669066	1.920699	7.101316	29.04845	190.285	0	84.49983	274.7848	0.869324	0	0.02548	0.894804	12.87604	9544.384
0	0	0.00082	0.048489	0	0	0.048489	0.01766	0	0	0.01766	0	0	0	0.01766	0.020105	0	0	0.020105	0	0	0	0.020105	0.184634	0	0	0.184634	0.002916	0	0	0.002916	0.003642	27.49288
0	0	0	0	0	0	0	0	0	0	0	0	0	0	0	0	0	0	0	0	0	0	0	0	0	0	0	0	0	0	0	0	0
0	0.031434	0.034425	0.003611	0	0.015083	0.018694	0.009774	0	0.132548	0.142321	0.098526	0.024562	0.035814	0.301223	0.014262	0	0.145123	0.159385	0.098526	0.024562	0.035814	0.318286	1.482984	0	1.01767	2.500654	0.009084	0	0.000527	0.009611	0.133989	102.5128
0.041096	0.154511	0.217515	0.046263	0.001169	0.277404	0.324835	0.084544	0.142439	0.710302	0.937285	1.024334	0.187063	1.363225	3.511907	0.123367	0.207847	0.777691	1.108904	1.024334	0.187063	1.363225	3.683526	9.393099	1.702867	21.38069	32.47666	0.101753	0.000491	0.001616	0.103861	0.711322	1107.829
0.001667	0	0.047263	0.959204	0.006227	0	0.965431	0.981668	0.035885	0	1.017553	0	0	0	1.017553	1.117564	0.040853	0	1.158417	0	0	0	1.158417	2.560673	0.297432	0	2.858106	0.057689	0.000375	0	0.058064	2.308534	547.3905
0	0	0	0	0	0	0	0	0	0	0	0	0	0	0	0	0	0	0	0	0	0	0	0	0	0	0	0	0	0	0	0	0
0.005066	0.018433	0.025626	0.006358	0.000142	0.03435	0.04085	0.007662	0.017522	0.083521	0.108705	0.144401	0.02528	0.187995	0.466381	0.01118	0.025569	0.091445	0.128194	0.144401	0.02528	0.187995	0.485869	1.143767	0.222692	2.783113	4.149572	0.014321	7.45E-05	0.000206	0.014601	0.089577	155.7456
0.000779	0	0.023466	0.514695	0.004699	0	0.519394	0.488435	0.016775	0	0.505209	0	0	0	0.505209	0.55605	0.019097	0	0.575147	0	0	0	0.575147	1.26996	0.139039	0	1.408999	0.030955	0.000283	0	0.031238	1.06027	294.4916
0	0	0	0	0	0	0	0	0	0	0	0	0	0	0	0	0	0	0	0	0	0	0	0	0	0	0	0	0	0	0	0	0
0	0.233474	0.899912	0.164166	0	0.00892	0.173086	4.083748	0	1.679451	5.7632	3.348114	5.814384	6.266282	21.19198	5.058454	0	1.827787	6.886241	3.348114	5.814384	6.266282	22.31502	48.47828	0	12.5156	60.99388	0.008479	0	0.000646	0.009125	0.041124	97.33116
0	1.165198	1.495046	0.740717	0	0.718654	1.459372	1.142282	0	5.077275	6.219557	7.15715	1.395652	5.1867	19.95906	1.666815	0	5.558977	7.225792	7.15715	1.395652	5.1867	20.96529	115.9849	0	53.17059	169.1555	0.603258	0	0.018435	0.621693	7.285842	6631.262

CH4_IDLEX	CH4_STREX	CH4_TOTEX	N2O_RUNEX	N2O_IDLEX	N2O_STREX	N2O_TOTEX	ROG_RUNEX	ROG_IDLEX	ROG_STREX	ROG_TOTEX	ROG_DIURN	ROG_HOTSOAK	ROG_RUNLOSS	TOG_TOTAL	TOG_RUNEX	TOG_IDLEX	TOG_STREX	TOG_TOTEX	TOG_DIURN	TOG_HOTSOAK	TOG_RUNLOSS	TOG_TOTAL	CO_RUNEX	CO_IDLEX	CO_STREX	CO_TOTEX	SOx_RUNEX	SOx_IDLEX	SOx_STREX	SOx_TOTEX	NH3_RUNEX	Fuel Consumption
0	0	0.000697	0.114087	0	0	0.114087	0.015003	0	0	0.015003	0	0	0	0.015003	0.01708	0	0	0.01708	0	0	0	0.01708	0.405603	0	0	0.405603	0.006861	0	0	0.006861	0.00641	64.68614
0	0	0	0	0	0	0	0	0	0	0	0	0	0	0	0	0	0	0	0	0	0	0	0	0	0	0	0	0	0	0	0	0
0	0.019556	0.021373	0.002189	0	0.009359	0.011549	0.005953	0	0.082688	0.088641	0.074095	0.016904	0.029403	0.209043	0.008687	0	0.090533	0.09922	0.074095	0.016904	0.029403	0.219622	0.904154	0	0.634853	1.539007	0.005538	0	0.000401	0.005939	0.081762	63.3498
0	0.000188	0.002452	0.007578	0	0.000304	0.007882	0.006706	0	0.000685	0.007391	0.155692	0.028127	0.000839	0.192049	0.009786	0	0.00075	0.010535	0.155692	0.028127	0.000839	0.195194	0.111441	0	0.014416	0.125858	0.010468	0	1.66E-06	0.010469	0.025718	111.6696
0	0	0.001138	0.054097	0	0	0.054097	0.024492	0	0	0.024492	0	0	0	0.024492	0.027882	0	0	0.027882	0	0	0	0.027882	0.081654	0	0	0.081654	0.003254	0	0	0.003254	0.06256	30.67226
0.009194	0.026572	0.041507	0.01427	0.000211	0.019781	0.034263	0.023257	0.034831	0.132509	0.190597	0.08271	0.013502	0.150978	0.437787	0.033937	0.050825	0.145081	0.229843	0.08271	0.013502	0.150978	0.477032	0.441193	0.506474	2.497793	3.44546	0.025093	0.000165	0.000266	0.025524	0.075096	272.2533
0.002393	0	0.006252	1.863545	0.08999	0	1.953536	0.083081	0.051513	0	0.134594	0	0	0	0.134594	0.094581	0.058643	0	0.153225	0	0	0	0.153225	0.534099	2.140194	0	2.674292	0.112006	0.005409	0	0.117415	2.529912	1107.636
0	0	0	0	0	0	0	0	0	0	0	0	0	0	0	0	0	0	0	0	0	0	0	0	0	0	0	0	0	0	0	0	0
0.071177	0	0.189982	0.031914	0.005047	0	0.036961	0.001697	0.001017	0	0.002714	0	0	0	0.002714	0.121249	0.072641	0	0.193891	0	0	0	0.193891	0.440318	0.196379	0	0.636697	0	0	0	0	0.190022	20.9566
0.001591	0.005614	0.009208	0.003717	3.47E-05	0.004283	0.008035	0.009506	0.006344	0.030775	0.046626	0.035095	0.006223	0.038177	0.126121	0.013871	0.009258	0.033695	0.056824	0.035095	0.006223	0.038177	0.136319	0.216064	0.049065	0.619155	0.884284	0.004238	3.01E-05	4.98E-05	0.004318	0.012405	46.05351
0.000521	0	0.001905	0.164565	0.004597	0	0.169161	0.029791	0.011222	0	0.041013	0	0	0	0.041013	0.033915	0.012775	0	0.04669	0	0	0	0.04669	0.11123	0.178308	0	0.289539	0.009891	0.000276	0	0.010167	0.182822	95.91281
0	0	0	0	0	0	0	0	0	0	0	0	0	0	0	0	0	0	0	0	0	0	0	0	0	0	0	0	0	0	0	0	0
0.004116	0	0.042186	0.009724	0.000257	0	0.009981	0.000544	5.88E-05	0	0.000603	0	0	0	0.000603	0.038853	0.004201	0	0.043054	0	0	0	0.043054	0.151977	0.009833	0	0.161809	0	0	0	0	0.060797	5.659108
0.016104	0.001749	0.018646	0.005104	0.000485	0.002046	0.007635	0.003355	0.06845	0.009549	0.081354	0.029255	0.004583	0.019628	0.134821	0.004895	0.099883	0.010455	0.115233	0.029255	0.004583	0.019628	0.1687	0.068827	0.529005	0.202481	0.800313	0.002683	0.000159	1.33E-05	0.002855	0.015022	30.44829
0.000123	0	0.000536	0.055857	0.004962	0	0.060819	0.008883	0.002654	0	0.011537	0	0	0	0.011537	0.010113	0.003021	0	0.013134	0	0	0	0.013134	0.034153	0.099007	0	0.13316	0.003357	0.000298	0	0.003655	0.064996	34.48383
0	0	0	0	0	0	0	0	0	0	0	0	0	0	0	0	0	0	0	0	0	0	0	0	0	0	0	0	0	0	0	0	0
0.080095	0	0.526625	0.036808	0.005079	0	0.041886	0.00638	0.001144	0	0.007524	0	0	0	0.007524	0.455716	0.081743	0	0.537459	0	0	0	0.537459	1.410657	0.166542	0	1.577199	0	0	0	0	0.130044	23.74914
0	0.000445	0.000744	0.001345	0	0.000503	0.001849	0.00088	0	0.001725	0.002605	0.000888	0.000235	0.00091	0.004638	0.001284	0	0.001889	0.003172	0.000888	0.000235	0.00091	0.005206	0.10394	0	0.057933	0.161874	0.001714	0	4.12E-06	0.001718	0.008833	18.32899
0	0	0.000322	0.018613	0	0	0.018613	0.006924	0	0	0.006924	0	0	0	0.006924	0.007882	0	0	0.007882	0	0	0	0.007882	0.008253	0	0	0.008253	0.001119	0	0	0.001119	0.023133	10.55317
0	0	0	0	0	0	0	0	0	0	0	0	0	0	0	0	0	0	0	0	0	0	0	0	0	0	0	0	0	0	0	0	0
0	0	1.331452	0.120845	0	0	0.120845	0.020074	0	0	0.020074	0	0	0	0.020074	1.35999	0	0	1.35999	0	0	0	1.35999	15.41637	0	0	15.41637	0	0	0	0	0.315109	68.51774
0	1.29E-07	0.000448	0.000586	0	1.49E-06	0.000588	0.002037	0	6.77E-07	0.002038	8.86E-05	1.45E-05	0.000164	0.002305	0.002973	0	7.41E-07	0.002973	8.86E-05	1.45E-05	0.000164	0.00324	0.155077	0	0.004141	0.159218	9.3E-05	0	4.02E-07	9.34E-05	0.00024	0.996324
0.127269	0	0.158639	12.22055	0.831796	0	13.05235	0.675389	2.740076	0	3.415465	0	0	0	3.415465	0.768879	3.119368	0	3.888246	0	0	0	3.888246	2.605882	40.44369	0	43.04957	0.734504	0.049994	0	0.784498	13.13687	7400.56
0	0	0	0	0	0	0	0	0	0	0	0	0	0	0	0	0	0	0	0	0	0	0	0	0	0	0	0	0	0	0	0	0
0.457364	0	1.678992	0.328779	0.041002	0	0.369781	0.025486	0.006842	0	0.032328	0	0	0	0.032328	1.255911	0.467123	0	1.723034	0	0	0	1.723034	9.26953	1.636904	0	10.90643	0	0	0	0	1.151904	209.6624
0	2.324196	2.951442	1.796106	0	1.67041	3.466516	1.917566	0	9.280551	11.19812	15.27617	3.049292	11.1961	40.71967	2.798108	0	10.16104	12.95914	15.27617	3.049292	11.1961	42.4807	276.093	0	113.3815	389.4745	1.247501	0	0.035048	1.282549	22.58035	13680.25
0	0	0.000148	0.011603	0	0	0.011603	0.003195	0	0	0.003195	0	0	0	0.003195	0.003637	0	0	0.003637	0	0	0	0.003637	0.077318	0	0	0.077318	0.000698	0	0	0.000698	0.001168	6.57892
0	0	0	0	0	0	0	0	0	0	0	0	0	0	0	0	0	0	0	0	0	0	0	0	0	0	0	0	0	0	0	0	0
0	0.104877	0.114858	0.012092	0	0.050284	0.062376	0.032573	0	0.442419	0.474992	0.520247	0.107962	0.219115	1.322315	0.04753	0	0.484393	0.531923	0.520247	0.107962	0.219115	1.379247	4.949024	0	3.3974	8.346424	0.030329	0	0.00147	0.031799	0.446808	339.1856
0	0.2311	0.302968	0.16314	0	0.144612	0.307752	0.256472	0	0.998043	1.254516	2.207324	0.416706	1.548529	5.427075	0.374244	0	1.092732	1.466976	2.207324	0.416706	1.548529	5.639535	25.20358	0	10.72628	35.92986	0.107574	0	0.003277	0.110851	1.603445	1182.384
0	0	3.06E-07	2.28E-05	0	0	2.28E-05	6.59E-06	0	0	6.59E-06	0	0	0	6.59E-06	7.5E-06	0	0	7.5E-06	0	0	0	7.5E-06	6.86E-05	0	0	6.86E-05	1.37E-06	0	0	1.37E-06	1.28E-06	0.012918
0	0	0	0	0	0	0	0	0	0	0	0	0	0	0	0	0	0	0	0	0	0	0	0	0	0	0	0	0	0	0	0	0
0	0.003001	0.003295	0.000355	0	0.001445	0.0018	0.000957	0	0.012615	0.013572	0.007781	0.002098	0.002577	0.026029	0.001397	0	0.013811	0.015208	0.007781	0.002098	0.002577	0.027665	0.145006	0	0.096814	0.24182	0.000888	0	4.74E-05	0.000935	0.013081	9.975842
0	1.729787	2.224502	1.166254	0	1.163531	2.329785	1.597758	0	7.08323	8.680987	9.662552	1.874636	7.092216	27.31039	2.331444	0	7.755245	10.08669	9.662552	1.874636	7.092216	28.71609	189.2743	0	83.64761	272.9219	0.867086	0	0.025429	0.892516	12.94321	9519.977
0	0	0.000824	0.048502	0	0	0.048502	0.017751	0	0	0.017751	0	0	0	0.017751	0.020208	0	0	0.020208	0	0	0	0.020208	0.185777	0	0	0.185777	0.002917	0	0	0.002917	0.003663	27.50032
0	0	0	0	0	0	0	0	0	0	0	0	0	0	0	0	0	0	0	0	0	0	0	0	0	0	0	0	0	0	0	0	0
0	0.032432	0.035482	0.003677	0	0.015537	0.019214	0.009977	0	0.136986	0.146963	0.110358	0.026166	0.040874	0.324361	0.014558	0	0.149982	0.164541	0.110358	0.026166	0.040874	0.341938	1.514048	0	1.05177	2.565818	0.009274	0	0.000543	0.009818	0.136822	104.7196
0.039609	0.148518	0.206398	0.040542	0.001129	0.268166	0.309837	0.067377	0.137036	0.680492	0.884905	1.005995	0.176366	1.328505	3.395771	0.098316	0.199963	0.745053	1.043332	1.005995	0.176366	1.328505	3.554198	8.853929	1.661025	20.75627	31.27123	0.098096	0.000477	0.001566	0.10014	0.689104	1068.141
0.001619	0	0.043963	0.923411	0.006012	0	0.929422	0.911659	0.034845	0	0.946505	0	0	0	0.946505	1.037863	0.039669	0	1.077533	0	0	0	1.077533	2.356557	0.288817	0	2.645374	0.055536	0.000362	0	0.055898	2.248973	526.9737
0	0	0	0	0	0	0	0	0	0	0	0	0	0	0	0	0	0	0	0	0	0	0	0	0	0	0	0	0	0	0	0	0
0.004803	0.017369	0.024038	0.005708	0.000135	0.03261	0.038454	0.006531	0.016548	0.07827	0.101349	0.141636	0.023842	0.18466	0.451488	0.009531	0.024146	0.085695	0.119373	0.141636	0.023842	0.18466	0.469511	1.09641	0.215534	2.703424	4.015368	0.01371	7.18E-05	0.000199	0.013981	0.086369	149.1238
0.000762	0	0.022328	0.497203	0.004575	0	0.501778	0.464307	0.016402	0	0.480709	0	0	0	0.480709	0.528583	0.018673	0	0.547256	0	0	0	0.547256	1.205768	0.13595	0	1.341718	0.029903	0.000275	0	0.030178	1.033063	284.5036
0	0	0	0	0	0	0	0	0	0	0	0	0	0	0	0	0	0	0	0	0	0	0	0	0	0	0	0	0	0	0	0	0
0	0.232045	0.894061	0.163679	0	0.00877	0.172449	4.043566	0	1.666078	5.709644	3.341618	5.845299	6.299677	21.19624	5.015174	0	1.813356	6.82853	3.341618	5.845299	6.299677	22.31512	48.08814	0	12.57459	60.66273	0.008479	0	0.000643	0.009122	0.041202	97.30375
0	1.131497	1.447386	0.724498	0	0.718396	1.442895	1.070565	0	4.877344	5.947909	7.017247	1.33344	5.066247	19.36484	1.562165	0	5.340078	6.902243	7.017247	1.33344	5.066247	20.31918	114.2	0	51.95799	166.158	0.600211	0	0.018329	0.61854	7.318377	6597.631
0	0	0.000655	0.111589	0	0	0.111589	0.014093	0	0	0.014093	0	0	0	0.014093	0.016043	0	0	0.016043	0	0	0	0.016043	0.391136	0	0	0.391136	0.006711	0	0	0.006711	0.006329	63.27017
0	0	0	0	0	0	0	0	0	0	0	0	0	0	0	0	0	0	0	0	0	0	0	0	0	0	0	0	0	0	0	0	0
0	0.020216	0.022072	0.002233	0	0.009658	0.011891	0.006086	0	0.085633	0.091719	0.079271	0.017682	0.031277	0.21995	0.008881	0	0.093757	0.102638	0.079271	0.017682	0.031277	0.230869	0.924441	0	0.65747	1.581911	0.005662	0	0.000414	0.006077	0.083608	64.81858
0	0.000184	0.002333	0.007327	0	0.000294	0.007621	0.006226	0	0.000666	0.006892	0.144015	0.025366	0.000774	0.177047	0.009085	0	0.000729	0.009814	0.144015	0.025366	0.000774	0.17997	0.102657	0	0.014004	0.116661	0.010345	0	1.62E-06	0.010346	0.025418	110.3578
0	0	0.001095	0.053636	0	0	0.053636	0.02358	0	0	0.02358	0	0	0	0.02358	0.026844	0	0	0.026844	0	0	0	0.026844	0.077758	0	0	0.077758	0.003226	0	0	0.003226	0.063015	30.41124
0.008835	0.025411	0.039467	0.013182	0.0002	0.01897	0.032352	0.020868	0.033485	0.126334	0.180687	0.080036	0.012584	0.146551	0.419858	0.030451	0.048861	0.138319	0.217631	0.080036	0.012584	0.146551	0.456802	0.393464	0.486892	2.361447	3.241804	0.023818	0.000158	0.000253	0.024228	0.071691	258.4316
0.00234	0	0.006016	1.827486	0.087591	0	1.915076	0.079125	0.050388	0	0.129513	0	0	0	0.129513	0.090078	0.057363	0	0.147441	0	0	0	0.147441	0.517095	2.100051	0	2.617146	0.109839	0.005265	0	0.115104	2.496588	1085.83
0	0	0	0	0	0	0	0	0	0	0	0	0	0	0	0	0	0	0	0	0	0	0	0	0	0	0	0	0	0	0	0	0
0.069839	0	0.187261	0.031434	0.004983	0	0.036416	0.001678	0.000998	0	0.002676	0	0	0	0.002676	0.119838	0.071276	0	0.191113	0	0	0	0.191113	0.433614	0.195568	0	0.629181	0	0	0	0	0.187494	20.64768
0.001534	0.005385	0.008784	0.003445	3.33E-05	0.004009	0.007487	0.008838	0.006133	0.029517	0.044488	0.034052	0.005891	0.036804	0.121236	0.012896	0.00895	0.032317	0.054163	0.034052	0.005891	0.036804	0.130911	0.200092	0.047424	0.58925	0.836767	0.003999	2.9E-05	4.79E-05	0.004076	0.011768	43.4757
0.00052	0	0.001819	0.164502	0.004546	0	0.169048	0.027981	0.011192	0	0.039173	0	0	0	0.039173	0.031854	0.012741	0	0.044596	0	0	0	0.044596	0.106301	0.178086	0	0.284387	0.009887	0.000273	0	0.01016	0.183806	95.8486
0	0	0	0	0	0	0	0	0	0	0	0	0	0	0	0	0	0	0	0	0	0	0	0	0	0	0	0	0	0	0	0	0
0.004137	0	0.042527	0.009756	0.000259	0	0.010015	0.000549	5.91E-05	0	0.000608	0	0	0	0.000608	0.03918	0.004222	0	0.043402	0	0	0	0.043402	0.152834	0.01005	0	0.162884	0	0	0	0	0.061183	5.678524
0.015454	0.001683	0.017895	0.004851	0.000461	0.001977	0.007289	0.00321	0.065703	0.009188	0.0781	0.028055	0.004321	0.018923	0.129399	0.004684	0.095873	0.01006	0.110617	0.028055	0.004321	0.018923	0.161916	0.06598	0.507769	0.194567	0.768316	0.002556	0.000151	1.27E-05	0.00272	0.0144	29.0133
0.000119	0	0.000462	0.053546	0.00475	0	0.058296	0.007373	0.00257	0	0.009943	0	0	0	0.009943	0.008393	0.002926	0	0.011319	0	0	0	0.011319	0.030083	0.098233	0	0.128316	0.003218	0.000286	0	0.003504	0.063929	33.05349
0	0	0	0	0	0	0	0	0	0	0	0	0	0	0	0	0	0	0	0	0	0	0	0	0	0	0	0	0	0	0	0	0
0.078454	0	0.50968	0.035766	0.005015	0	0.040781	0.006161	0.001121	0	0.007282	0	0	0	0.007282	0.440098	0.080068	0	0.520166	0	0	0	0.520166	1.353901	0.166735	0	1.520636	0	0	0	0	0.127046	23.12236
0	0.00034	0.000566	0.000937	0	0.000447	0.001384	0.000633	0	0.001267	0.0019	0.00084	0.000219	0.000863	0.003823	0.000924	0	0.001387	0.002311	0.00084	0.000219	0.000863	0.004234	0.099687	0	0.052378	0.152065	0.001451	0	3.43E-06	0.001454	0.00839	15.50835
0	0	0.000255	0.014418	0	0	0.014418	0.005482	0	0	0.005482	0	0	0	0.005482	0.00624	0	0	0.00624	0	0	0	0.00624	0.00673	0	0	0.00673	0.000867	0	0	0.000867	0.017652	8.174877
0	0	0	0	0	0	0	0	0	0	0	0	0	0	0	0	0	0	0	0	0	0	0	0	0	0	0	0	0	0	0	0	0
0	0	1.059108	0.097152	0	0	0.097152	0.016174	0	0	0.016174	0	0	0	0.016174	1.082035	0	0	1.082035	0	0	0	1.082035	12.27945	0	0	12.27945	0	0	0	0	0.251111	55.08446
0	1.11E-07	0.00043	0.000554	0	3.09E-06	0.000557	0.001957	0	5.76E-07	0.001958	8.37E-05	1.31E-05	0.000155	0.00221	0.002856	0	6.31E-07	0.002857	8.37E-05	1.31E-05	0.000155	0.003109	0.149125	0	0.003984	0.153109	8.88E-05	0	3.84E-07	8.92E-05	0.000231	0.951364
0.130086	0	0.161908	12.41714	0.846637	0	13.26378	0.685125	2.80071	0	3.485835	0	0	0	3.485835	0.779963	3.188395	0	3.968357	0	0	0	3.968357	2.629184	41.34533	0	43.97451	0.746319	0.050886	0	0.797206	13.4205	7520.44
0	0	0	0	0	0	0	0	0	0	0	0	0	0	0	0	0	0	0	0	0	0	0	0	0	0	0	0	0	0	0	0	0
0.451967	0	1.628374	0.324533	0.040719	0	0.365251	0.024142	0.006738	0	0.030881	0	0	0	0.030881	1.208965	0.461586	0	1.67055	0	0	0	1.67055	9.013844	1.635229	0	10.64907	0	0	0	0	1.145487	207.094
0	2.263828	2.876773	1.785178	0	1.664166	3.449344	1.849437	0	8.94738	10.79682	14.65627	2.881431	10.70349	39.03801	2.698694	0	9.796255	12.49495	14.65627	2.881431	10.70349	40.73614	274.0179	0	111.0718	385.0896	1.2441	0	0.034902	1.279002	22.65565	13642.41
0	0	0.000132	0.011044	0	0	0.011044	0.002846	0	0	0.002846	0	0	0	0.002846	0.00324	0	0	0.00324	0	0	0	0.00324	0.071194	0	0	0.071194	0.000664	0	0	0.000664	0.001125	6.262107
0	0	0	0	0	0	0	0	0	0	0	0	0	0	0	0	0	0	0	0	0	0	0	0	0	0	0	0	0	0	0	0	0
0	0.105551	0.115513	0.01206	0	0.050542	0.062602	0.032535	0	0.445861	0.478396	0.526834	0.107311	0.219363	1.331903	0.047474	0	0.488162	0.535636	0.526834	0.107311	0.219363	1.389144	4.944051	0	3.423884	8.367935	0.030299	0	0.001475	0.031774	0.446718	338.914
0	0.217373	0.282175	0.155575	0	0.141877	0.297452	0.22361	0	0.921613	1.145223	2.063671	0.379279	1.439727	5.027901	0.326292	0	1.00905	1.335342	2.063671	0.379279	1.439727	5.218019	24.06176	0	10.13998	34.20174	0.106157	0	0.003219	0.109376	1.599487	1166.65
0	0	3.09E-07	2.31E-05	0	0	2.31E-05	6.66E-06	0	0	6.66E-06	0	0	0	6.66E-06	7.58E-06	0	0	7.58E-06	0	0	0	7.58E-06	6.96E-05	0	0	6.96E-05	1.39E-06	0	0	1.39E-06	1.3E-06	0.013106
0	0	0	0	0	0	0	0	0	0	0	0	0	0	0	0	0	0	0	0	0	0	0	0	0	0	0	0	0	0	0	0	0
0	0.003149	0.003453	0.000367	0	0.001514	0.001881	0.000993	0	0.013261	0.014254	0.008829	0.002282	0.00298	0.028345	0.001448	0	0.014519	0.015968	0.008829	0.002282	0.00298	0.030059	0.15033	0	0.101778	0.252108	0.000921	0	4.98E-05	0.00097	0.013564	10.34991
0	1.702126	2.186375	1.15392	0	1.167402	2.321322	1.544515	0	6.923592	8.468106	9.496279	1.81325	6.951962	26.7296	2.253752	0	7.580461	9.834214	9.496279	1.81325	6.951962	28.0957	188.3023	0	82.88519	271.1874	0.865338	0	0.025395	0.890733	13.00281	9500.96
0	0	0.000828	0.048527	0	0	0.048527	0.017833	0	0	0.017833	0	0	0	0.017833	0.020301	0	0	0.020301	0	0	0	0.020301	0.186816	0	0	0.186816	0.002919	0	0	0.002919	0.003682	27.5145
0	0	0	0	0	0	0	0	0	0	0	0	0	0	0	0	0	0	0	0	0	0	0	0	0	0	0	0	0	0	0	0	0
0	0.033331	0.036432	0.003735	0	0.015943	0.019678	0.010153	0	0.141005	0.151159	0.120099	0.027494	0.044747	0.343498	0.014816	0	0.154383	0.169199	0.120099	0.027494	0.044747	0.361539	1.541044	0	1.082654	2.623698	0.00944	0	0.000558	0.009998	0.139287	106.6433
0.038077	0.141756	0.194786	0.034915	0.001089	0.258782	0.294787	0.052257	0.131335	0.645903	0.829495	0.964018	0.160318	1.253166	3.206998	0.076253	0.191644	0.707183	0.97508	0.964018	0.160318	1.253166	3.352583	8.367956	1.615599	20.12701	30.11056	0.094561	0.000463	0.001514	0.096538	0.667705	1029.714

CH4_IDLEX	CH4_STREX	CH4_TOTEX	N2O_RUNEX	N2O_IDLEX	N2O_STREX	N2O_TOTEX	ROG_RUNEX	ROG_IDLEX	ROG_STREX	ROG_TOTEX	ROG_DIURN	ROG_HOTSOAK	ROG_RUNLOSS	ROG_TOTAL	TOG_RUNEX	TOG_IDLEX	TOG_STREX	TOG_TOTEX	TOG_DIURN	TOG_HOTSOAK	TOG_RUNLOSS	TOG_TOTAL	CO_RUNEX	CO_IDLEX	CO_STREX	CO_TOTEX	SOx_RUNEX	SOx_IDLEX	SOx_STREX	SOx_TOTEX	NH3_RUNEX	Fuel Consumption
0.001572	0	0.040973	0.890209	0.005804	0	0.896013	0.848284	0.033835	0	0.882119	0	0	0	0.882119	0.965715	0.038519	0	1.004233	0	0	0	1.004233	2.172338	0.280441	0	2.452779	0.05354	0.000349	0	0.053889	2.192123	508.031
0	0	0	0	0	0	0	0	0	0	0	0	0	0	0	0	0	0	0	0	0	0	0	0	0	0	0	0	0	0	0	0
0.004558	0.016371	0.02259	0.005157	0.000129	0.030986	0.036272	0.005673	0.015637	0.073331	0.094642	0.135485	0.022083	0.176557	0.428768	0.008279	0.022818	0.080289	0.111385	0.135485	0.022083	0.176557	0.445511	1.056352	0.208733	2.629864	3.894949	0.013156	6.92E-05	0.000192	0.013417	0.08344	143.1128
0.000746	0	0.021378	0.481559	0.004464	0	0.486024	0.444199	0.016065	0	0.460264	0	0	0	0.460264	0.505691	0.018289	0	0.52398	0	0	0	0.52398	1.150637	0.133154	0	1.283791	0.028962	0.000268	0	0.029231	1.008011	275.5708
0	0	0	0	0	0	0	0	0	0	0	0	0	0	0	0	0	0	0	0	0	0	0	0	0	0	0	0	0	0	0	0
0	0.23071	0.888832	0.163231	0	0.00864	0.171871	4.008617	0	1.653634	5.662251	3.322956	5.875687	6.327867	21.18876	4.977056	0	1.799897	6.776952	3.322956	5.875687	6.327867	22.30346	47.74526	0	12.61793	60.36319	0.00848	0	0.000641	0.009121	0.04127	97.2838
0	1.10353	1.408099	0.710897	0	0.718741	1.429637	1.013328	0	4.713655	5.726983	6.80568	1.267185	4.887102	18.68695	1.478646	0	5.160859	6.639505	6.80568	1.267185	4.887102	19.59947	112.9171	0	51.05865	163.9758	0.597668	0	0.018247	0.615914	7.34638	6569.621
0	0	0.00062	0.109479	0	0	0.109479	0.013351	0	0	0.013351	0	0	0	0.013351	0.015199	0	0	0.015199	0	0	0	0.015199	0.379137	0	0	0.379137	0.006584	0	0	0.006584	0.006261	62.07347
0	0	0	0	0	0	0	0	0	0	0	0	0	0	0	0	0	0	0	0	0	0	0	0	0	0	0	0	0	0	0	0
0	0.02082	0.022709	0.002271	0	0.00993	0.012201	0.006203	0	0.088338	0.094541	0.084316	0.018411	0.033033	0.2303	0.009052	0	0.096719	0.105771	0.084316	0.018411	0.033033	0.24153	0.942318	0	0.678253	1.620571	0.005772	0	0.000426	0.006199	0.085236	66.11769
0	0.00018	0.002249	0.007106	0	0.000285	0.007391	0.005911	0	0.000648	0.006559	0.133885	0.022936	0.000719	0.1641	0.008626	0	0.000709	0.009335	0.133885	0.022936	0.000719	0.166876	0.09539	0	0.013638	0.109028	0.010232	0	1.59E-06	0.010234	0.025144	109.1555
0	0	0.001057	0.053224	0	0	0.053224	0.022749	0	0	0.022749	0	0	0	0.022749	0.025898	0	0	0.025898	0	0	0	0.025898	0.074155	0	0	0.074155	0.003201	0	0	0.003201	0.063457	30.17751
0.008502	0.024333	0.037643	0.012251	0.00019	0.018183	0.030624	0.018969	0.03224	0.120704	0.171913	0.076175	0.01171	0.140507	0.400305	0.02768	0.047045	0.132155	0.20688	0.076175	0.01171	0.140507	0.435272	0.355413	0.468797	2.243943	3.068153	0.022674	0.000151	0.000242	0.023067	0.068616	246.0423
0.002292	0	0.005796	1.795604	0.085362	0	1.880965	0.075444	0.049344	0	0.124789	0	0	0	0.124789	0.085887	0.056175	0	0.142062	0	0	0	0.142062	0.501603	2.062828	0	2.564431	0.107923	0.005131	0	0.113053	2.467861	1066.49
0	0	0	0	0	0	0	0	0	0	0	0	0	0	0	0	0	0	0	0	0	0	0	0	0	0	0	0	0	0	0	0
0.068487	0	0.184529	0.030965	0.004913	0	0.035878	0.001658	0.000979	0	0.002637	0	0	0	0.002637	0.11843	0.069896	0	0.188326	0	0	0	0.188326	0.427108	0.194358	0	0.621466	0	0	0	0	0.185044	20.34241
0.001481	0.005158	0.008384	0.003209	3.19E-05	0.003821	0.007062	0.008254	0.005936	0.028263	0.042452	0.032729	0.005538	0.035097	0.115817	0.012044	0.008662	0.030944	0.05165	0.032729	0.005538	0.035097	0.125014	0.187155	0.04589	0.562157	0.795203	0.00379	2.8E-05	4.6E-05	0.003865	0.011209	41.22084
0.000519	0	0.001726	0.1645	0.004507	0	0.169007	0.025974	0.011182	0	0.037156	0	0	0	0.037156	0.029569	0.01273	0	0.042299	0	0	0	0.042299	0.100968	0.178158	0	0.279126	0.009887	0.000271	0	0.010158	0.184812	95.82516
0	0	0	0	0	0	0	0	0	0	0	0	0	0	0	0	0	0	0	0	0	0	0	0	0	0	0	0	0	0	0	0
0.004164	0	0.04282	0.009783	0.000262	0	0.010045	0.000552	5.95E-05	0	0.000612	0	0	0	0.000612	0.039452	0.00425	0	0.043701	0	0	0	0.043701	0.153599	0.010246	0	0.163844	0	0	0	0	0.061519	5.695256
0.014688	0.0016	0.017004	0.004513	0.000434	0.001869	0.006816	0.003036	0.062452	0.008737	0.074224	0.026347	0.003986	0.017878	0.122435	0.00443	0.09113	0.009566	0.105125	0.026347	0.003986	0.017878	0.153336	0.062312	0.482649	0.185135	0.730095	0.002409	0.000143	1.21E-05	0.002564	0.013671	27.3439
0.000115	0	0.000393	0.051323	0.004545	0	0.055867	0.005982	0.002482	0	0.008464	0	0	0	0.008464	0.00681	0.002825	0	0.009635	0	0	0	0.009635	0.026351	0.09713	0	0.123481	0.003085	0.000273	0	0.003358	0.062736	31.67614
0	0	0	0	0	0	0	0	0	0	0	0	0	0	0	0	0	0	0	0	0	0	0	0	0	0	0	0	0	0	0	0
0.076233	0	0.489797	0.034544	0.00492	0	0.039464	0.005909	0.001089	0	0.006998	0	0	0	0.006998	0.422073	0.077801	0	0.499874	0	0	0	0.499874	1.288987	0.166185	0	1.455172	0	0	0	0	0.123491	22.37544
0	0.000226	0.000393	0.000575	0	0.000386	0.000962	0.00043	0	0.000763	0.001193	0.000705	0.00019	0.000747	0.002835	0.000627	0	0.000835	0.001462	0.000705	0.00019	0.000747	0.003105	0.095968	0	0.046468	0.142436	0.001241	0	2.71E-06	0.001244	0.008057	13.26745
0	0	0.000203	0.011405	0	0	0.011405	0.004381	0	0	0.004381	0	0	0	0.004381	0.004987	0	0	0.004987	0	0	0	0.004987	0.005506	0	0	0.005506	0.000686	0	0	0.000686	0.014137	6.46651
0	0	0	0	0	0	0	0	0	0	0	0	0	0	0	0	0	0	0	0	0	0	0	0	0	0	0	0	0	0	0	0
0	0	0.873002	0.080434	0	0	0.080434	0.013513	0	0	0.013513	0	0	0	0.013513	0.892097	0	0	0.892097	0	0	0	0.892097	10.1724	0	0	10.1724	0	0	0	0	0.206407	45.6051
0	1.02E-07	0.000412	0.000524	0	5.49E-06	0.000529	0.001874	0	5.32E-07	0.001875	8.06E-05	1.22E-05	0.000151	0.002119	0.002735	0	5.82E-07	0.002735	8.06E-05	1.22E-05	0.000151	0.002979	0.14324	0	0.003887	0.147127	8.49E-05	0	3.67E-07	8.53E-05	0.000222	0.909801
0.133136	0	0.16547	12.63734	0.86343	0	13.50077	0.696158	2.866373	0	3.562531	0	0	0	3.562531	0.792523	3.263147	0	4.05567	0	0	0	4.05567	2.65857	42.32041	0	44.97898	0.759554	0.051896	0	0.81145	13.72127	7654.812
0	0	0	0	0	0	0	0	0	0	0	0	0	0	0	0	0	0	0	0	0	0	0	0	0	0	0	0	0	0	0	0
0.447461	0	1.585526	0.320461	0.04045	0	0.360911	0.022827	0.006644	0	0.029472	0	0	0	0.029472	1.16896	0.456953	0	1.625913	0	0	0	1.625913	8.78711	1.633599	0	10.42071	0	0	0	0	1.139162	204.6333
0	2.210882	2.810746	1.775944	0	1.659557	3.435501	1.786984	0	8.642822	10.42981	14.26449	2.783904	10.46645	37.94464	2.607563	0	9.462802	12.07036	14.26449	2.783904	10.46645	39.5852	272.1032	0	109.2196	381.3228	1.241396	0	0.034805	1.276201	22.72331	13612.54
0	0	0.000119	0.010619	0	0	0.010619	0.002567	0	0	0.002567	0	0	0	0.002567	0.002923	0	0	0.002923	0	0	0	0.002923	0.066204	0	0	0.066204	0.000639	0	0	0.000639	0.001093	6.020751
0	0	0	0	0	0	0	0	0	0	0	0	0	0	0	0	0	0	0	0	0	0	0	0	0	0	0	0	0	0	0	0
0	0.106148	0.116068	0.012019	0	0.05077	0.062789	0.032422	0	0.448908	0.48133	0.537158	0.10722	0.221775	1.347483	0.047311	0	0.491498	0.538808	0.537158	0.10722	0.221775	1.404961	4.932792	0	3.447328	8.38012	0.030243	0	0.00148	0.031723	0.44659	338.3704
0	0.204655	0.263165	0.148888	0	0.139337	0.288226	0.194199	0	0.849858	1.044057	1.947415	0.355168	1.373166	4.719805	0.283375	0	0.930488	1.213863	1.947415	0.355168	1.373166	4.889611	23.02012	0	9.632099	32.65221	0.104891	0	0.003168	0.108059	1.596125	1152.606
0	0	3.11E-07	2.34E-05	0	0	2.34E-05	6.69E-06	0	0	6.69E-06	0	0	0	6.69E-06	7.61E-06	0	0	7.61E-06	0	0	0	7.61E-06	7.02E-05	0	0	7.02E-05	1.41E-06	0	0	1.41E-06	1.32E-06	0.013269
0	0	0	0	0	0	0	0	0	0	0	0	0	0	0	0	0	0	0	0	0	0	0	0	0	0	0	0	0	0	0	0	0
0	0.003288	0.003601	0.000377	0	0.001578	0.001955	0.001022	0	0.01387	0.014892	0.009996	0.002471	0.003448	0.030806	0.001491	0	0.015186	0.016677	0.009996	0.002471	0.003448	0.032592	0.15495	0	0.106455	0.261405	0.000949	0	5.2E-05	0.001001	0.014001	10.68056
0	1.67801	2.152528	1.14289	0	1.171124	2.314014	1.495558	0	6.780921	8.276478	9.421685	1.777961	6.912882	26.38901	2.182314	0	7.424255	9.606569	9.421685	1.777961	6.912882	27.7191	187.2943	0	82.28229	269.5766	0.863772	0	0.025378	0.88915	13.05538	9484.08
0	0	0.000828	0.048542	0	0	0.048542	0.017824	0	0	0.017824	0	0	0	0.017824	0.020291	0	0	0.020291	0	0	0	0.020291	0.186888	0	0	0.186888	0.002919	0	0	0.002919	0.003698	27.52301
0	0	0	0	0	0	0	0	0	0	0	0	0	0	0	0	0	0	0	0	0	0	0	0	0	0	0	0	0	0	0	0	0
0	0.034138	0.037275	0.003779	0	0.016307	0.020086	0.010284	0	0.144625	0.154909	0.131875	0.028961	0.049739	0.365484	0.015006	0	0.158346	0.173352	0.131875	0.028961	0.049739	0.383928	1.562473	0	1.110471	2.672944	0.009575	0	0.000571	0.010146	0.141415	108.2268
0.036664	0.13563	0.186487	0.032511	0.001052	0.249644	0.283206	0.049354	0.126174	0.615717	0.791246	0.937349	0.152906	1.234998	3.116499	0.072018	0.184113	0.674133	0.930264	0.937349	0.152906	1.234998	3.255517	8.148211	1.573411	19.68069	29.40232	0.091402	0.000449	0.001469	0.09332	0.648289	995.3888
0.001527	0	0.038424	0.859579	0.005609	0	0.865189	0.794377	0.032874	0	0.827251	0	0	0	0.827251	0.904345	0.037425	0	0.94177	0	0	0	0.94177	2.01197	0.272479	0	2.284449	0.051697	0.000337	0	0.052035	2.138165	490.5538
0	0	0	0	0	0	0	0	0	0	0	0	0	0	0	0	0	0	0	0	0	0	0	0	0	0	0	0	0	0	0	0	0
0.004334	0.015474	0.021363	0.004778	0.000123	0.029489	0.03439	0.005269	0.014808	0.06895	0.089028	0.131008	0.020794	0.171769	0.412599	0.007689	0.021608	0.075492	0.104789	0.131008	0.020794	0.171769	0.42836	1.026625	0.202402	2.564543	3.793571	0.012659	6.68E-05	0.000185	0.012911	0.080772	137.7189
0.000731	0	0.020577	0.467226	0.004359	0	0.471585	0.42727	0.015741	0	0.443011	0	0	0	0.443011	0.486418	0.017921	0	0.504339	0	0	0	0.504339	1.101274	0.130473	0	1.231748	0.0281	0.000262	0	0.028362	0.984516	267.3844
0	0	0	0	0	0	0	0	0	0	0	0	0	0	0	0	0	0	0	0	0	0	0	0	0	0	0	0	0	0	0	0	0
0	0.229381	0.883066	0.162788	0	0.008508	0.171296	3.970511	0	1.641	5.611511	3.311614	5.904839	6.357565	21.18553	4.93461	0	1.786233	6.720842	3.311614	5.904839	6.357565	22.29486	47.39122	0	12.65958	60.0508	0.008477	0	0.000638	0.009115	0.04133	97.22358
0	1.083702	1.382517	0.701202	0	0.719445	1.420647	0.986202	0	4.602909	5.589111	6.67879	1.231439	4.812476	18.31182	1.439064	0	5.039606	6.478669	6.67879	1.231439	4.812476	19.20137	112.2817	0	50.57413	162.8559	0.595504	0	0.018191	0.613695	7.371422	6545.949
0	0	0.000589	0.107712	0	0	0.107712	0.012679	0	0	0.012679	0	0	0	0.012679	0.014435	0	0	0.014435	0	0	0	0.014435	0.367544	0	0	0.367544	0.006478	0	0	0.006478	0.006206	61.07178
0	0	0	0	0	0	0	0	0	0	0	0	0	0	0	0	0	0	0	0	0	0	0	0	0	0	0	0	0	0	0	0	0
0	0.021373	0.023286	0.002301	0	0.010178	0.012479	0.006293	0	0.090824	0.097117	0.089368	0.019114	0.034857	0.240456	0.009183	0	0.099441	0.108624	0.089368	0.019114	0.034857	0.251962	0.95687	0	0.697355	1.654225	0.005864	0	0.000438	0.006301	0.08667	67.21391
0	0.000177	0.002191	0.006943	0	0.000276	0.007219	0.005697	0	0.000634	0.006332	0.126271	0.021269	0.000685	0.154557	0.008314	0	0.000694	0.009008	0.126271	0.021269	0.000685	0.157233	0.090532	0	0.013388	0.103919	0.010139	0	1.57E-06	0.01014	0.024917	108.1629
0	0	0.00102	0.052826	0	0	0.052826	0.021966	0	0	0.021966	0	0	0	0.021966	0.025006	0	0	0.025006	0	0	0	0.025006	0.070732	0	0	0.070732	0.003177	0	0	0.003177	0.063865	29.95206
0.00819	0.023329	0.035941	0.011464	0.00018	0.017248	0.028892	0.017235	0.03106	0.115467	0.163762	0.073156	0.010958	0.135895	0.383771	0.02515	0.045323	0.126422	0.196894	0.073156	0.010958	0.135895	0.416903	0.322997	0.451647	2.137438	2.912082	0.021646	0.000144	0.000231	0.022022	0.065829	234.8917
0.00225	0	0.005612	1.767473	0.083357	0	1.85083	0.072378	0.048439	0	0.120817	0	0	0	0.120817	0.082397	0.055145	0	0.137541	0	0	0	0.137541	0.488103	2.029744	0	2.517846	0.106232	0.00501	0	0.111242	2.443007	1049.403
0	0	0	0	0	0	0	0	0	0	0	0	0	0	0	0	0	0	0	0	0	0	0	0	0	0	0	0	0	0	0	0	0
0.067115	0	0.181816	0.03051	0.004841	0	0.035351	0.001639	0.000959	0	0.002598	0	0	0	0.002598	0.117061	0.068495	0	0.185556	0	0	0	0.185556	0.420791	0.193008	0	0.613799	0	0	0	0	0.182645	20.04353
0.001435	0.004993	0.008089	0.003063	3.07E-05	0.003684	0.006778	0.007852	0.005765	0.027385	0.041002	0.031828	0.005346	0.034296	0.112472	0.011457	0.008413	0.029983	0.049853	0.031828	0.005346	0.034296	0.121323	0.177858	0.044567	0.541732	0.764157	0.003616	2.71E-05	4.45E-05	0.003687	0.010738	39.32941
0.000519	0	0.001639	0.164601	0.004478	0	0.169078	0.024114	0.011182	0	0.035296	0	0	0	0.035296	0.027452	0.01273	0	0.040182	0	0	0	0.040182	0.096155	0.178372	0	0.274527	0.009893	0.000269	0	0.010162	0.18581	95.86584
0	0	0	0	0	0	0	0	0	0	0	0	0	0	0	0	0	0	0	0	0	0	0	0	0	0	0	0	0	0	0	0	0
0.004191	0	0.043047	0.009802	0.000264	0	0.010066	0.000555	5.99E-05	0	0.000615	0	0	0	0.000615	0.039655	0.004278	0	0.043932	0	0	0	0.043932	0.154173	0.010414	0	0.164587	0	0	0	0	0.061762	5.707292
0.013755	0.00149	0.01591	0.004066	0.000404	0.001692	0.006161	0.002815	0.058487	0.008136	0.069438	0.024288	0.003583	0.016605	0.113915	0.004108	0.085345	0.008908	0.09836	0.024288	0.003583	0.016605	0.142837	0.057813	0.452008	0.174108	0.683929	0.002232	0.000133	1.12E-05	0.002376	0.012793	25.34231
0.000111	0	0.000331	0.049199	0.004343	0	0.053542	0.004739	0.00239	0	0.007129	0	0	0	0.007129	0.005395	0.002721	0	0.008116	0	0	0	0.008116	0.022979	0.095611	0	0.11859	0.002957	0.000261	0	0.003218	0.061391	30.35763
0	0	0	0	0	0	0	0	0	0	0	0	0	0	0	0	0	0	0	0	0	0	0	0	0	0	0	0	0	0	0	0	0
0.073447	0	0.467838	0.033198	0.004793	0	0.037991	0.005635	0.001049	0	0.006684	0	0	0	0.006684	0.402505	0.074958	0	0.477463	0	0	0	0.477463	1.219036	0.164898	0	1.383935	0	0	0	0	0.119538	21.54077
0	0.000227	0.000391	0.000571	0	0.000387	0.000958	0.000423	0	0.00076	0.001183	0.000761	0.000198	0.000792	0.002933	0.000617	0	0.000832	0.001449	0.000761	0.000198	0.000792	0.003199	0.097345	0	0.046565	0.143909	0.001261	0	2.73E-06	0.001264	0.008223	13.483
0	0	0.00017	0.009343	0	0	0.009343	0.003651	0	0	0.003651	0	0	0	0.003651	0.004157	0	0	0.004157	0	0	0	0.004157	0.004743	0	0	0.004743	0.000562	0	0	0.000562	0.011598	5.297122
0	0	0	0	0	0	0	0	0	0	0	0	0	0	0	0	0	0	0	0	0	0	0	0	0	0	0	0	0	0	0	0	0
0	0	0.744756	0.069569	0	0	0.069569	0.011722	0	0	0.011722	0	0	0	0.011722	0.761259	0	0	0.761259	0	0	0	0.761259	8.689269	0	0	8.689269	0	0	0	0	0.178512	39.44482
0	1.02E-07	0.000395	0.000488	0	9.47E-06	0.000497	0.001795	0	5.3E-07	0.001795	7.84E-05	1.14E-05	0.000148	0.002033	0.002619	0	5.81E-07	0.00262	7.84E-05	1.14E-05	0.000148	0.002858	0.137957	0	0.003774	0.141731	8.14E-05	0	3.51E-07	8.18E-05	0.000214	0.872386
0.136399	0	0.169308	12.88155	0.881981	0	13.76353	0.708518	2.936641	0	3.645159	0	0	0	3.645159	0.806594	3.343142	0	4.149736	0	0	0	4.149736	2.694238	43.36263	0	46.05687	0.774232	0.053011	0	0.827242	14.04033	7803.792
0	0	0	0	0	0	0	0	0	0	0	0	0	0	0	0	0	0	0	0	0	0	0	0	0	0	0	0	0	0	0	0	0
0.444149	0	1.549032	0.316645	0.040221	0	0.356866	0.021535	0.006566	0	0.0281	0	0	0	0.0281	1.134162	0.453537	0	1.5877	0	0	0	1.5877	8.582279	1.633387	0	10.21567	0	0	0	0	1.133479	202.3397
0	2.165768	2.755656	1.768897	0	1.656075	3.424972	1.738299	0	8.380562	10.11886	13.95912	2.698348	10.30374	37.08007	2.536521	0	9.17566	11.71218	13.95912	2.698348	10.30374	38.67339	270.8274	0	107.6697	378.4971	1.239996	0	0.034742	1.274738	22.78584	13596.93
0	0	0.00011	0.0103	0	0	0.0103	0.002361	0	0	0.002361	0	0	0	0.002361	0.002688	0	0	0.002688	0	0	0	0.002688	0.062628	0	0	0.062628	0.000619	0	0	0.000619	0.001069	5.839834
0	0	0	0	0	0	0	0	0	0	0	0	0	0	0	0	0	0	0	0	0	0	0	0	0	0	0	0	0	0	0	0	0
0	0.106681	0.116588	0.011998	0	0.050973	0.062971	0.032398	0	0.45164	0.484039	0.549694	0.107239	0.224042	1.365014	0.047276	0	0.494489	0.541765	0.549694	0.107239	0.224042	1.422741	4.929862	0	3.468352	8.398215	0.030225	0	0.001484	0.031709	0.446542	338.2241
0	0.193574	0.247105	0.143126	0	0.136994	0.28012	0.171456	0	0.788485	0.959941	1.841431	0.332228	1.315372	4.448972	0.250188	0	0.863292	1.11348	1.841431	0.332228	1.315372	4.602511	22.18244	0	9.2017	31.38414	0.103789	0	0.003123	0.106912	1.59286	1140.376
0	0	3.13E-07	2.37E-05	0	0	2.37E-05	6.74E-06	0	0	6.74E-06	0	0	0	6.74E-06	7.68E-06	0	0	7.68E-06	0	0	0	7.68E-06	7.11E-05	0	0	7.11E-05	1.42E-06	0	0	1.42E-06	1.34E-06	0.013416

CH4_IDLE	CH4_STRE	CH4_TOTE	N2O_RUN	N2O_IDLE	N2O_STRE	N2O_TOT	ROG_RUN	ROG_IDLE	ROG_STRE	ROG_TOT	ROG_DIU	ROG_HOT	ROG_RUN	ROG_TOT	TOG_RUN	TOG_IDLE	TOG_STRE	TOG_TOT	TOG_DIUR	TOG_HOT	TOG_RUN	TOG_TOT	CO_RUNE				SOx_RUN	SOx_IDLE	SOx_STRE	SOx_TOTE	NH3_RUN	Fuel Consumption
X	X	X	EX	X	X	EX	EX	X	X	EX	RN	SOAK	LOSS	AL	EX	X	X	EX	N	SOAK	LOSS	AL	X	CO_IDLEX	CO_STREX	CO_TOTEX	EX	X	X	X	EX	ion
0	0	0	0	0	0	0	0	0	0	0	0	0	0	0	0	0	0	0	0	0	0	0	0	0	0	0	0	0	0	0	0	0
0	0.003417	0.003738	0.000387	0	0.001637	0.002024	0.001051	0	0.014442	0.015492	0.011335	0.002666	0.003981	0.033474	0.001533	0	0.015812	0.017345	0.011335	0.002666	0.003981	0.035326	0.159302	0	0.110842	0.270143	0.000976	0	5.41E-05	0.00103	0.014397	10.98808
0	1.653924	2.118575	1.130497	0	1.173659	2.304157	1.445907	0	6.636664	8.082571	9.343383	1.740285	6.889322	26.05556	2.109864	0	7.266312	9.376176	9.343383	1.740285	6.889322	27.34917	186.2374	0	81.62808	267.8655	0.862587	0	0.02536	0.887947	13.09911	9471.25
0	0	0.000831	0.048575	0	0	0.048575	0.017885	0	0	0.017885	0	0	0	0.017885	0.020361	0	0	0.020361	0	0	0	0.020361	0.187673	0	0	0.187673	0.002921	0	0	0.002921	0.003712	27.54133
0	0	0	0	0	0	0	0	0	0	0	0	0	0	0	0	0	0	0	0	0	0	0	0	0	0	0	0	0	0	0	0	0
0	0.034862	0.038037	0.003821	0	0.016631	0.020452	0.010416	0	0.147885	0.158302	0.143703	0.030318	0.05438	0.386703	0.0152	0	0.161916	0.177115	0.143703	0.030318	0.05438	0.405516	1.582817	0	1.135532	2.718349	0.0097	0	0.000583	0.010283	0.143278	109.6859
0.035313	0.129497	0.178293	0.030229	0.001015	0.240974	0.272219	0.046616	0.121193	0.585126	0.752935	0.913646	0.145481	1.220675	3.032736	0.068023	0.176844	0.640639	0.885506	0.913646	0.145481	1.220675	3.165307	7.938987	1.531646	19.23635	28.70698	0.088474	0.000436	0.001424	0.090334	0.630231	963.5457
0.001483	0	0.036038	0.831075	0.005418	0	0.836493	0.743948	0.031924	0	0.775871	0	0	0	0.775871	0.846935	0.036343	0	0.883278	0	0	0	0.883278	1.862722	0.264599	0	2.127321	0.049983	0.000326	0	0.050309	2.086832	474.2838
0	0	0	0	0	0	0	0	0	0	0	0	0	0	0	0	0	0	0	0	0	0	0	0	0	0	0	0	0	0	0	0	0
0.00413	0.014645	0.020236	0.004451	0.000118	0.028137	0.032706	0.004918	0.01405	0.064886	0.083854	0.127518	0.019624	0.168311	0.399307	0.007176	0.020501	0.071042	0.09872	0.127518	0.019624	0.168311	0.414173	0.998755	0.196459	2.501786	3.697	0.012213	6.46E-05	0.000179	0.012457	0.078343	132.871
0.000717	0	0.019879	0.454274	0.004262	0	0.458537	0.412544	0.015441	0	0.427985	0	0	0	0.427985	0.469654	0.017578	0	0.487233	0	0	0	0.487233	1.057386	0.127981	0	1.185367	0.027321	0.000256	0	0.027578	0.962543	259.986
0	0	0	0	0	0	0	0	0	0	0	0	0	0	0	0	0	0	0	0	0	0	0	0	0	0	0	0	0	0	0	0	0
0	0.228319	0.878867	0.162445	0	0.008392	0.170836	3.942022	0	1.630886	5.572908	3.311316	5.93686	6.393584	21.21467	4.903661	0	1.775304	6.678965	3.311316	5.93686	6.393584	22.32072	47.11571	0	12.70937	59.82508	0.008478	0	0.000637	0.009114	0.041393	97.21867
0	1.065574	1.359121	0.691832	0	0.720081	1.411914	0.960801	0	4.500162	5.460963	6.575445	1.198145	4.759454	17.99401	1.401998	0	4.927111	6.329109	6.575445	1.198145	4.759454	18.86215	111.7336	0	50.11433	161.8479	0.593917	0	0.018148	0.612065	7.393012	6528.561
0	0	0.000566	0.106323	0	0	0.106323	0.012178	0	0	0.012178	0	0	0	0.012178	0.013864	0	0	0.013864	0	0	0	0.013864	0.359535	0	0	0.359535	0.006395	0	0	0.006395	0.006164	60.28427
0	0	0	0	0	0	0	0	0	0	0	0	0	0	0	0	0	0	0	0	0	0	0	0	0	0	0	0	0	0	0	0	0
0	0.021874	0.023814	0.002329	0	0.010402	0.012732	0.006384	0	0.093093	0.099477	0.096254	0.019915	0.037406	0.253052	0.009315	0	0.101926	0.11124	0.096254	0.019915	0.037406	0.264815	0.970737	0	0.714791	1.685528	0.005949	0	0.000448	0.006397	0.087936	68.22971
0	0.000173	0.002128	0.007463	0	0.000259	0.007722	0.005462	0	0.00062	0.006082	0.119515	0.019705	0.000655	0.145958	0.00797	0	0.000679	0.00865	0.119515	0.019705	0.000655	0.148525	0.085165	0	0.013135	0.0983	0.010054	0	1.55E-06	0.010056	0.024708	107.2567
0	0	0.000986	0.052446	0	0	0.052446	0.021238	0	0	0.021238	0	0	0	0.021238	0.024178	0	0	0.024178	0	0	0	0.024178	0.067516	0	0	0.067516	0.003154	0	0	0.003154	0.064232	29.73618
0.007899	0.022391	0.034397	0.010785	0.000172	0.01639	0.027346	0.01582	0.029959	0.110624	0.156402	0.071017	0.010304	0.132612	0.370335	0.023084	0.043716	0.121119	0.187919	0.071017	0.010304	0.132612	0.401852	0.296719	0.435659	2.044794	2.777172	0.020733	0.000139	0.000222	0.021093	0.063334	224.9877
0.002212	0	0.005441	1.743295	0.081546	0	1.824841	0.06952	0.047627	0	0.117147	0	0	0	0.117147	0.079143	0.05422	0	0.133362	0	0	0	0.133362	0.475435	2.000259	0	2.475693	0.104779	0.004901	0	0.10968	2.422458	1034.668
0	0	0	0	0	0	0	0	0	0	0	0	0	0	0	0	0	0	0	0	0	0	0	0	0	0	0	0	0	0	0	0	0
0.06576	0	0.179133	0.030065	0.004765	0	0.034831	0.00162	0.00094	0	0.002559	0	0	0	0.002559	0.115705	0.067113	0	0.182818	0	0	0	0.182818	0.414679	0.19136	0	0.606038	0	0	0	0	0.180317	19.7486
0.001388	0.004827	0.007765	0.003014	2.93E-05	0.003562	0.006605	0.007308	0.005583	0.026445	0.039335	0.030661	0.005111	0.033333	0.10844	0.010663	0.008147	0.028953	0.047763	0.030661	0.005111	0.033333	0.116868	0.162629	0.043146	0.516018	0.721792	0.003458	2.61E-05	4.28E-05	0.003526	0.010313	37.61519
0.00052	0	0.001537	0.164739	0.004459	0	0.169198	0.021888	0.011195	0	0.033083	0	0	0	0.033083	0.024918	0.012744	0	0.037662	0	0	0	0.037662	0.09043	0.178804	0	0.269234	0.009901	0.000268	0	0.010169	0.186834	95.93394
0	0	0	0	0	0	0	0	0	0	0	0	0	0	0	0	0	0	0	0	0	0	0	0	0	0	0	0	0	0	0	0	0
0.004227	0	0.043306	0.009833	0.000266	0	0.0101	0.000558	6.04E-05	0	0.000619	0	0	0	0.000619	0.039883	0.004314	0	0.044197	0	0	0	0.044197	0.154905	0.01058	0	0.165486	0	0	0	0	0.062059	5.726423
0.013134	0.001412	0.015178	0.003744	0.000383	0.00157	0.005697	0.002675	0.055847	0.007713	0.066235	0.023154	0.003326	0.015932	0.108647	0.003903	0.081492	0.008445	0.09384	0.023154	0.003326	0.015932	0.136252	0.055014	0.431604	0.166679	0.653297	0.002112	0.000126	1.07E-05	0.002249	0.012199	23.98577
0.000107	0	0.000279	0.047188	0.004147	0	0.051334	0.003704	0.002296	0	0.006001	0	0	0	0.006001	0.004217	0.002614	0	0.006831	0	0	0	0.006831	0.020083	0.093632	0	0.113716	0.002836	0.000249	0	0.003085	0.059876	29.10607
0	0	0	0	0	0	0	0	0	0	0	0	0	0	0	0	0	0	0	0	0	0	0	0	0	0	0	0	0	0	0	0	0
0.070115	0	0.443409	0.031708	0.004637	0	0.036345	0.005334	0.001002	0	0.006335	0	0	0	0.006335	0.380974	0.071558	0	0.452532	0	0	0	0.452532	1.142446	0.162914	0	1.305359	0	0	0	0	0.115133	20.60738
0	0.00023	0.000395	0.000576	0	0.000393	0.00097	0.000425	0	0.000768	0.001193	0.000708	0.000193	0.000753	0.002847	0.00062	0	0.000841	0.001461	0.000708	0.000193	0.000753	0.003115	0.098767	0	0.047391	0.146158	0.001283	0	2.78E-06	0.001285	0.008391	13.70973
0	0	0.000129	0.007102	0	0	0.007102	0.002774	0	0	0.002774	0	0	0	0.002774	0.003158	0	0	0.003158	0	0	0	0.003158	0.00337	0	0	0.00337	0.000427	0	0	0.000427	0.009029	4.026909
0	0	0	0	0	0	0	0	0	0	0	0	0	0	0	0	0	0	0	0	0	0	0	0	0	0	0	0	0	0	0	0	0
0	0	0.568441	0.053934	0	0	0.053934	0.009219	0	0	0.009219	0	0	0	0.009219	0.581334	0	0	0.581334	0	0	0	0.581334	6.642554	0	0	6.642554	0	0	0	0	0.140494	30.58014
0	1.01E-07	0.00038	0.000466	0	1.39E-05	0.000479	0.001724	0	5.22E-07	0.001725	7.74E-05	1.08E-05	0.000147	0.00196	0.002516	0	5.72E-07	0.002516	7.74E-05	1.08E-05	0.000147	0.002752	0.133094	0	0.003669	0.136763	7.84E-05	0	3.38E-07	7.88E-05	0.000207	0.84032
0.13988	0	0.173423	13.14808	0.902248	0	14.05033	0.72218	3.011571	0	3.733751	0	0	0	3.733751	0.822147	3.428444	0	4.250591	0	0	0	4.250591	2.735814	44.47297	0	47.20878	0.790252	0.054229	0	0.84448	14.37802	7966.406
0	0	0	0	0	0	0	0	0	0	0	0	0	0	0	0	0	0	0	0	0	0	0	0	0	0	0	0	0	0	0	0	0
0.441967	0	1.519649	0.313294	0.040042	0	0.353335	0.020366	0.006505	0	0.02687	0	0	0	0.02687	1.105514	0.451275	0	1.556789	0	0	0	1.556789	8.405149	1.634502	0	10.03965	0	0	0	0	1.128978	200.3378
0	2.129699	2.712132	1.763612	0	1.653819	3.41743	1.70248	0	8.170994	9.873474	13.75021	2.628749	10.17127	36.4237	2.484255	0	8.94621	11.43046	13.75021	2.628749	10.17127	37.98069	269.9516	0	106.4929	376.4445	1.239242	0	0.03471	1.273952	22.84429	13588.55
0	0	0.000102	0.010051	0	0	0.010051	0.002187	0	0	0.002187	0	0	0	0.002187	0.00249	0	0	0.00249	0	0	0	0.00249	0.05971	0	0	0.05971	0.000604	0	0	0.000604	0.001051	5.698736
0	0	0	0	0	0	0	0	0	0	0	0	0	0	0	0	0	0	0	0	0	0	0	0	0	0	0	0	0	0	0	0	0
0	0.107167	0.117065	0.011982	0	0.051158	0.06314	0.032382	0	0.454124	0.486506	0.560274	0.107328	0.225472	1.37958	0.047252	0	0.497209	0.544461	0.560274	0.107328	0.225472	1.437535	4.92809	0	3.487466	8.415557	0.030214	0	0.001488	0.031702	0.446554	338.1525
0	0.183849	0.233337	0.13806	0	0.134794	0.272855	0.153423	0	0.735433	0.888859	1.756276	0.311291	1.261843	4.218269	0.22388	0	0.805206	1.029086	1.756276	0.311291	1.261843	4.358496	21.4828	0	8.8352	30.318	0.102795	0	0.003082	0.105877	1.59109	1129.334
0	0	3.16E-07	2.39E-05	0	0	2.39E-05	6.79E-06	0	0	6.79E-06	0	0	0	6.79E-06	7.73E-06	0	0	7.73E-06	0	0	0	7.73E-06	7.18E-05	0	0	7.18E-05	1.44E-06	0	0	1.44E-06	1.36E-06	0.013546
0	0	0	0	0	0	0	0	0	0	0	0	0	0	0	0	0	0	0	0	0	0	0	0	0	0	0	0	0	0	0	0	0
0	0.003538	0.003866	0.000395	0	0.001692	0.002087	0.001076	0	0.014975	0.016051	0.012813	0.002868	0.004569	0.036302	0.001571	0	0.016396	0.017966	0.012813	0.002868	0.004569	0.038217	0.163211	0	0.114937	0.278149	0.001	0	5.61E-05	0.001056	0.014753	11.2651
0	1.634107	2.091142	1.119548	0	1.175782	2.29533	1.408305	0	6.518048	7.926354	9.300516	1.708171	6.867021	25.80206	2.054996	0	7.136442	9.191439	9.300516	1.708171	6.867021	27.06715	185.4418	0	81.14311	266.5849	0.861689	0	0.025356	0.887045	13.14026	9461.623
0	0	0.000833	0.048612	0	0	0.048612	0.017939	0	0	0.017939	0	0	0	0.017939	0.020423	0	0	0.020423	0	0	0	0.020423	0.18837	0	0	0.18837	0.002924	0	0	0.002924	0.003725	27.5626
0	0	0	0	0	0	0	0	0	0	0	0	0	0	0	0	0	0	0	0	0	0	0	0	0	0	0	0	0	0	0	0	0
0	0.035514	0.038721	0.003858	0	0.016921	0.020779	0.010532	0	0.150833	0.161364	0.154995	0.031606	0.058711	0.406675	0.015368	0	0.165143	0.180511	0.154995	0.031606	0.058711	0.425822	1.600566	0	1.158188	2.758754	0.009809	0	0.000594	0.010403	0.144904	110.9633
0.034148	0.124447	0.171506	0.028446	0.000984	0.23345	0.26288	0.044433	0.116957	0.560396	0.721786	0.904434	0.13999	1.211898	2.978108	0.064837	0.170663	0.613563	0.849063	0.904434	0.13999	1.211898	3.105385	7.747331	1.494854	18.83291	28.0751	0.085915	0.000424	0.001385	0.087724	0.614139	935.7062
0.001445	0	0.034145	0.806055	0.005255	0	0.81131	0.704014	0.031103	0	0.735117	0	0	0	0.735117	0.801473	0.035409	0	0.836882	0	0	0	0.836882	1.745778	0.2578	0	2.003579	0.048478	0.000316	0	0.048794	2.039332	460.0053
0	0	0	0	0	0	0	0	0	0	0	0	0	0	0	0	0	0	0	0	0	0	0	0	0	0	0	0	0	0	0	0	0
0.003944	0.013909	0.019236	0.004182	0.000113	0.026915	0.03121	0.004623	0.013363	0.061305	0.079291	0.12466	0.018591	0.165144	0.387685	0.006747	0.019499	0.067121	0.093366	0.12466	0.018591	0.165144	0.401761	0.972481	0.190958	2.441905	3.605344	0.011813	6.25E-05	0.000174	0.012049	0.076132	128.5214
0.000706	0	0.019328	0.443078	0.004183	0	0.447261	0.400927	0.015192	0	0.416118	0	0	0	0.416118	0.456428	0.017295	0	0.473723	0	0	0	0.473723	1.02295	0.125917	0	1.148868	0.026648	0.000252	0	0.026899	0.94253	253.5927
0	0	0	0	0	0	0	0	0	0	0	0	0	0	0	0	0	0	0	0	0	0	0	0	0	0	0	0	0	0	0	0	0
0	0.226989	0.874426	0.162095	0	0.008262	0.170357	3.913764	0	1.618419	5.532183	3.306644	5.965593	6.425504	21.22992	4.872933	0	1.761821	6.634754	3.306644	5.965593	6.425504	22.33249	46.84112	0	12.75002	59.59114	0.008478	0	0.000634	0.009112	0.041448	97.19438
0	1.048914	1.337775	0.683366	0	0.720498	1.403864	0.937978	0	4.403739	5.341716	6.508593	1.170144	4.712478	17.73293	1.368695	0	4.82154	6.190234	6.508593	1.170144	4.712478	18.58145	111.2735	0	49.72789	161.0014	0.592663	0	0.018117	0.61078	7.414497	6514.86
0	0	0.000547	0.105217	0	0	0.105217	0.011772	0	0	0.011772	0	0	0	0.011772	0.013401	0	0	0.013401	0	0	0	0.013401	0.35312	0	0	0.35312	0.006328	0	0	0.006328	0.006132	59.65707
0	0	0	0	0	0	0	0	0	0	0	0	0	0	0	0	0	0	0	0	0	0	0	0	0	0	0	0	0	0	0	0	0
0	0.022332	0.024294	0.002354	0	0.010606	0.01296	0.006463	0	0.095172	0.101636	0.102837	0.020677	0.039785	0.264935	0.009431	0	0.104202	0.113633	0.102837	0.020677	0.039785	0.276933	0.982943	0	0.730767	1.71371	0.006024	0	0.000457	0.006481	0.089051	69.12782
0	0.000171	0.002111	0.00822	0	0.000241	0.008461	0.005421	0	0.000612	0.006032	0.114731	0.018471	0.000633	0.139866	0.00791	0	0.00067	0.00858	0.114731	0.018471	0.000633	0.142413	0.084419	0	0.013	0.097418	0.009988	0	1.53E-06	0.009989	0.024547	106.5492
0	0	0.000954	0.052059	0	0	0.052059	0.020529	0	0	0.020529	0	0	0	0.020529	0.023371	0	0	0.023371	0	0	0	0.023371	0.064403	0.003131	0	0.064403	0.003131	0	0	0.003131	0.064555	29.51711
0.007621	0.021446	0.032877	0.010142	0.000164	0.015637	0.025944	0.014453	0.028889	0.105665	0.149007	0.068695	0.009658	0.128883	0.356243	0.02109	0.042155	0.11569	0.178935	0.068695	0.009658	0.128883	0.386171	0.269657	0.420123	1.952449	2.642229	0.019911	0.000133	0.000212	0.020256	0.061084	216.0633
0.002181	0	0.005305	1.724279	0.079961	0	1.80424	0.06726	0.046959	0	0.114219	0	0	0	0.114219	0.07657	0.05346	0	0.13003	0	0	0	0.13003	0.464944	1.975221	0	2.440165	0.103636	0.004806	0	0.108442	2.40796	1022.987
0	0	0	0	0	0	0	0	0	0	0	0	0	0	0	0	0	0	0	0	0	0	0	0	0	0	0	0	0	0	0	0	0
0.064514	0	0.176788	0.029691	0.004696	0	0.034387	0.001604	0.000922	0	0.002526	0	0	0	0.002526	0.114584	0.065841	0	0.180425	0	0	0	0.180425	0.40953	0.189831	0	0.599362	0	0	0	0	0.178378	19.49716
0.001342	0.004608	0.007394	0.003215	2.8E-05	0.003413	0.006657	0.006769	0.005393	0.025217	0.037379	0.029633	0.00488	0.032296	0.104187	0.009877	0.00787	0.027609	0.045356	0.029633	0.00488	0.032296	0.112165	0.148808	0.041679	0.493361	0.683849	0.003317	2.52E-05	4.12E-05	0.003383	0.009935	36.08897
0.000521	0	0.001449	0.164932	0.00445	0	0.169382	0.019979	0.011225	0	0.031204	0	0	0	0.031204	0.022744	0.012779	0	0.035523	0	0	0	0.035523	0.085427	0.179454	0	0.264882	0.009913	0.000267	0	0.010181	0.187807	96.03789
0	0	0	0	0	0	0	0	0	0	0	0	0	0	0	0	0	0	0	0	0	0	0	0	0	0	0	0	0	0	0	0	0
0.004268	0	0.043552	0.009867	0.000269	0	0.010136	0.000561	6.1E-05	0	0.000622	0	0	0	0.000622	0.040092	0.004356	0	0.044448	0	0	0	0.044448	0.15563	0.010737	0	0.166367	0	0	0	0	0.062351	5.746973
0.012818	0.001391	0.014818	0.003609	0.000369	0.001528	0.005507	0.00258	0.054532	0.007601	0.064713	0.022838	0.003212	0.015786	0.106549	0.003765	0.079573	0.008322	0.09166	0.022838	0.003212	0.015786	0.133496	0.053551	0.42144	0.162044	0.637035	0.002047	0.000122	1.04E-05	0.00218	0.01187	23.24786
0.000102	0	0.000238	0.045243	0.003954	0	0.049197	0.002911	0.002203	0	0.005114	0	0	0	0.005114	0.003314	0.002508	0	0.005822	0	0	0	0.005822	0.017721	0.091148	0	0.108869	0.002719	0.000238	0	0.002957	0.05815	27.89416
0	0	0	0	0	0	0	0	0	0	0	0	0	0	0	0	0	0	0	0	0	0	0	0	0	0	0	0	0	0	0	0	0
0.066343	0	0.417226	0.030121	0.004458	0	0.034579	0.005013	0.000948	0	0.005961	0	0	0	0.005961	0.358102	0.067708	0	0.42581	0	0	0	0.42581	1.061338	0.16034	0	1.221677	0	0	0	0	0.110432	19.6062
0	0.000234	0.000399	0.000584	0	0.000398	0.000981	0.000424	0	0.00078	0.001204	0.000739	0.000201	0.000777	0.00292	0.000618	0	0.000854	0.001472	0.000739	0.000201	0.000777	0.003189	0.100927	0	0.047588	0.148515	0.001304	0	2.81E-06	0.001307	0.008559	13.93594
0	0	6.15E-05	0.003067	0	0	0.003067	0.001323	0	0	0.001323	0	0	0	0.001323	0.001506	0	0	0.001506	0	0	0	0.001506	0.001786	0	0	0.001786	0.000184	0	0	0.000184	0.004175	1.738855
0	0	0	0	0	0	0	0	0	0	0	0	0	0	0	0	0	0	0	0	0	0	0	0	0	0	0	0	0	0	0	0	0
0	0	0.311579	0.031076	0	0	0.031076	0.005587	0	0	0.005587	0	0	0	0.005587	0.319228	0	0	0.319228	0	0	0	0.319228	3.658531	0	0	3.658531	0	0	0	0	0.085	17.61994
0	9.66E-08	0.000367	0.000448	0	1.94E-05	0.000468	0.001662	0	5.01E-07	0.001663	7.62E-05	1.04E-05	0.000145	0.001895	0.002426	0	5.48E-07	0.002426	7.62E-05	1.04E-05	0.000145	0.002658	0.128445	0	0.003574	0.13202	7.58E-05	0	3.27E-07	7.62E-05	0.000201	0.812314
0.143561	0	0.177789	13.43508	0.924061	0	14.35914	0.736913	3.090833	0	3.827745	0	0	0	3.827745	0.838919	3.518678	0	4.357597	0	0	0	4.357597	2.782501	45.64726	0	48.42977	0.807502	0.05554	0	0.863041	14.73408	8141.499
0	0	0	0	0	0	0	0	0	0	0	0	0	0	0	0	0	0	0	0	0	0	0	0	0	0	0	0	0	0

CH4_IDLEX	CH4_STREX	CH4_TOTEX	N2O_RUNEX	N2O_IDLEX	N2O_STREX	N2O_TOTEX	ROG_RUNEX	ROG_IDLEX	ROG_STREX	ROG_TOTEX	ROG_DIURN	ROG_HOTSOAK	ROG_RUNLOSS	ROG_TOTAL	TOG_RUNEX	TOG_IDLEX	TOG_STREX	TOG_TOTEX	TOG_DIURN	TOG_HOTSOAK	TOG_RUNLOSS	TOG_TOTAL	CO_RUNEX	CO_IDLEX	CO_STREX	CO_TOTEX	SOx_RUNEX	SOx_IDLEX	SOx_STREX	SOx_TOTEX	NH3_RUNEX	Fuel Consumption
0.441084	0	1.495705	0.310656	0.039936	0	0.350592	0.019358	0.006466	0	0.025824	0	0	0	0.025824	1.081206	0.450345	0	1.531551	0	0	0	1.531551	8.25177	1.638571	0	9.890341	0	0	0	0	1.126417	198.7824
0	2.102745	2.680325	1.760197	0	1.652693	3.41289	1.679699	0	8.01588	9.69558	13.59204	2.571935	10.06678	35.92634	2.451013	0	8.77638	11.22739	13.59204	2.571935	10.06678	37.45815	269.4759	0	105.7003	375.1763	1.239049	0	0.034707	1.273756	22.89825	13586.46
0	0	9.5E-05	0.009859	0	0	0.009859	0.002046	0	0	0.002046	0	0	0	0.002046	0.002329	0	0	0.002329	0	0	0	0.002329	0.057386	0	0	0.057386	0.000593	0	0	0.000593	0.001037	5.589729
0	0	0	0	0	0	0	0	0	0	0	0	0	0	0	0	0	0	0	0	0	0	0	0	0	0	0	0	0	0	0	0	0
0	0.107622	0.117513	0.011971	0	0.051334	0.063305	0.032376	0	0.456431	0.488808	0.569125	0.107475	0.226205	1.391613	0.047244	0	0.499735	0.546979	0.569125	0.107475	0.226205	1.449783	4.927808	0	3.505223	8.433031	0.030212	0	0.001493	0.031705	0.446666	338.179
0	0.176748	0.223866	0.134575	0	0.133075	0.267649	0.143263	0	0.697926	0.841189	1.691358	0.29443	1.219082	4.046059	0.209049	0	0.764141	0.97319	1.691358	0.29443	1.219082	4.178061	21.03855	0	8.584692	29.62324	0.102008	0	0.003051	0.105059	1.590389	1120.61
0	0	3.15E-07	2.4E-05	0	0	2.4E-05	6.78E-06	0	0	6.78E-06	0	0	0	6.78E-06	7.72E-06	0	0	7.72E-06	0	0	0	7.72E-06	7.17E-05	0	0	7.17E-05	1.45E-06	0	0	1.45E-06	1.37E-06	0.013627
0	0	0	0	0	0	0	0	0	0	0	0	0	0	0	0	0	0	0	0	0	0	0	0	0	0	0	0	0	0	0	0	0
0	0.003649	0.003984	0.000403	0	0.001743	0.002145	0.001099	0	0.015471	0.01657	0.014417	0.003076	0.005203	0.039265	0.001604	0	0.016938	0.018542	0.014417	0.003076	0.005203	0.041237	0.166716	0	0.118742	0.285458	0.001022	0	5.79E-05	0.001079	0.015072	11.51403
0	1.618007	2.069663	1.110018	0	1.177445	2.287464	1.382197	0	6.421744	7.80394	9.265397	1.679194	6.846096	25.59463	2.016898	0	7.031001	9.047899	9.265397	1.679194	6.846096	26.83859	184.8992	0	80.80249	265.7017	0.86106	0	0.025362	0.886422	13.17712	9454.976
0	0	0.000836	0.048655	0	0	0.048655	0.017989	0	0	0.017989	0	0	0	0.017989	0.020479	0	0	0.020479	0	0	0	0.020479	0.189012	0	0	0.189012	0.002926	0	0	0.002926	0.003737	27.58713
0	0	0	0	0	0	0	0	0	0	0	0	0	0	0	0	0	0	0	0	0	0	0	0	0	0	0	0	0	0	0	0	0
0	0.036103	0.039338	0.003889	0	0.017183	0.021072	0.010633	0	0.153504	0.164137	0.164797	0.032748	0.062324	0.424006	0.015515	0	0.168068	0.183583	0.164797	0.032748	0.062324	0.443452	1.616159	0	1.178725	2.794884	0.009905	0	0.000604	0.010509	0.146334	112.0891
0.032957	0.118718	0.163985	0.026459	0.000952	0.225891	0.253302	0.042071	0.112519	0.531448	0.686038	0.886507	0.133256	1.18933	2.895131	0.06139	0.164188	0.581868	0.807447	0.886507	0.133256	1.18933	3.016539	7.561835	1.455896	18.41322	27.43095	0.083444	0.000412	0.001345	0.0852	0.598745	908.7867
0.001406	0	0.032259	0.78292	0.005093	0	0.788012	0.664238	0.03028	0	0.694518	0	0	0	0.694518	0.756191	0.034472	0	0.790663	0	0	0	0.790663	1.628945	0.250978	0	1.879923	0.047087	0.000306	0	0.047393	1.995871	446.7956
0	0	0	0	0	0	0	0	0	0	0	0	0	0	0	0	0	0	0	0	0	0	0	0	0	0	0	0	0	0	0	0	0
0.003769	0.013193	0.018274	0.003934	0.000109	0.025785	0.029828	0.004351	0.012713	0.057784	0.074847	0.121425	0.017565	0.161331	0.375168	0.006348	0.01855	0.063266	0.088165	0.121425	0.017565	0.161331	0.388486	0.947864	0.185663	2.383872	3.517398	0.011446	6.06E-05	0.000169	0.011676	0.074096	124.5366
0.000691	0	0.018612	0.431751	0.004081	0	0.435833	0.385841	0.014872	0	0.400713	0	0	0	0.400713	0.439254	0.01693	0	0.456185	0	0	0	0.456185	0.971611	0.123263	0	1.094875	0.025967	0.000245	0	0.026212	0.923922	247.1131
0	0	0	0	0	0	0	0	0	0	0	0	0	0	0	0	0	0	0	0	0	0	0	0	0	0	0	0	0	0	0	0	0
0	0.225103	0.86937	0.161725	0	0.008105	0.16983	3.884985	0	1.601073	5.486058	3.291248	5.986641	6.448069	21.21202	4.841542	0	1.743039	6.584581	3.291248	5.986641	6.448069	22.31054	46.55784	0	12.76947	59.32731	0.008477	0	0.00063	0.009107	0.041494	97.13694
0	1.027644	1.310117	0.671626	0	0.718771	1.390398	0.90695	0	4.276279	5.183229	6.4225	1.138577	4.654201	17.39851	1.32342	0	4.681987	6.005407	6.4225	1.138577	4.654201	18.22069	110.5664	0	49.22085	159.7873	0.591414	0	0.01808	0.609494	7.431053	6501.139
0	0	0.000531	0.10434	0	0	0.10434	0.011439	0	0	0.011439	0	0	0	0.011439	0.013022	0	0	0.013022	0	0	0	0.013022	0.347966	0	0	0.347966	0.006275	0	0	0.006275	0.006108	59.16004
0	0	0	0	0	0	0	0	0	0	0	0	0	0	0	0	0	0	0	0	0	0	0	0	0	0	0	0	0	0	0	0	0
0	0.022748	0.024729	0.002376	0	0.01079	0.013165	0.006533	0	0.097069	0.103603	0.111027	0.021556	0.04281	0.278995	0.009533	0	0.106279	0.115812	0.111027	0.021556	0.04281	0.291205	0.993697	0	0.745345	1.739041	0.00609	0	0.000465	0.006555	0.090034	69.92217
0	0.000169	0.002094	0.00893	0	0.000232	0.009162	0.00538	0	0.000602	0.005982	0.110055	0.017263	0.00061	0.13391	0.00785	0	0.000659	0.008509	0.110055	0.017263	0.00061	0.136438	0.083674	0	0.012864	0.096538	0.009925	0	1.52E-06	0.009927	0.024394	105.8821
0	0	0.000923	0.051684	0	0	0.051684	0.019871	0	0	0.019871	0	0	0	0.019871	0.022622	0	0	0.022622	0	0	0	0.022622	0.061487	0	0	0.061487	0.003108	0	0	0.003108	0.064835	29.30422
0.007363	0.020616	0.031516	0.009472	0.000157	0.015616	0.025245	0.013214	0.027895	0.101344	0.142453	0.066202	0.00905	0.124753	0.342458	0.019282	0.040704	0.110959	0.170945	0.066202	0.00905	0.124753	0.37095	0.246968	0.405686	1.870777	2.523431	0.019187	0.000127	0.000204	0.019518	0.059087	208.1914
0.002155	0	0.005183	1.709959	0.0786	0	1.788559	0.065192	0.046397	0	0.111589	0	0	0	0.111589	0.074216	0.052819	0	0.127035	0	0	0	0.127035	0.455962	1.954474	0	2.410436	0.102775	0.004724	0	0.107499	2.399267	1014.096
0	0	0	0	0	0	0	0	0	0	0	0	0	0	0	0	0	0	0	0	0	0	0	0	0	0	0	0	0	0	0	0	0
0.063365	0	0.1747	0.029368	0.004631	0	0.033999	0.001591	0.000905	0	0.002496	0	0	0	0.002496	0.113625	0.064668	0	0.178294	0	0	0	0.178294	0.405105	0.188316	0	0.593422	0	0	0	0	0.176727	19.27703
0.001282	0.004304	0.006798	0.003247	2.65E-05	0.003286	0.00656	0.005576	0.00513	0.02329	0.033996	0.027899	0.004503	0.03042	0.096818	0.008137	0.007486	0.025499	0.041122	0.027899	0.004503	0.03042	0.103944	0.118633	0.039649	0.447693	0.605975	0.003174	2.38E-05	3.86E-05	0.003236	0.009555	34.52015
0.000523	0	0.001362	0.165184	0.004449	0	0.169633	0.018048	0.011268	0	0.029315	0	0	0	0.029315	0.020546	0.012827	0	0.033373	0	0	0	0.033373	0.080606	0.180282	0	0.260888	0.009928	0.000267	0	0.010196	0.188771	96.18038
0	0	0	0	0	0	0	0	0	0	0	0	0	0	0	0	0	0	0	0	0	0	0	0	0	0	0	0	0	0	0	0	0
0.440601	0	1.476191	0.308349	0.039867	0	0.348216	0.018494	0.006437	0	0.024931	0	0	0	0.024931	1.061108	0.449827	0	1.510935	0	0	0	1.510935	8.113769	1.643138	0	9.756907	0	0	0	0	1.124888	197.4353
0	2.082488	2.657319	1.758055	0	1.652024	3.410079	1.667048	0	7.900324	9.567372	13.44974	2.521431	9.977014	35.51556	2.432553	0	8.64986	11.08241	13.44974	2.521431	9.977014	37.0306	269.2908	0	105.1854	374.4761	1.239245	0	0.034721	1.273966	22.94798	13588.7
0	0	9E-05	0.009713	0	0	0.009713	0.001938	0	0	0.001938	0	0	0	0.001938	0.002206	0	0	0.002206	0	0	0	0.002206	0.055615	0	0	0.055615	0.000584	0	0	0.000584	0.001026	5.507413
0	0	0	0	0	0	0	0	0	0	0	0	0	0	0	0	0	0	0	0	0	0	0	0	0	0	0	0	0	0	0	0	0
0	0.108057	0.117946	0.011965	0	0.051505	0.06347	0.03238	0	0.458618	0.490998	0.577111	0.107722	0.226602	1.402434	0.047249	0	0.502129	0.549378	0.577111	0.107722	0.226602	1.460814	4.92902	0	3.522049	8.451069	0.030219	0	0.001497	0.031717	0.446887	338.3049
0	0.171118	0.216813	0.131896	0	0.131577	0.263472	0.137401	0	0.668968	0.806369	1.6344	0.279561	1.182269	3.902599	0.200495	0	0.732436	0.932931	1.6344	0.279561	1.182269	4.029161	20.73196	0	8.398424	29.13039	0.101331	0	0.003025	0.104356	1.590123	1113.113
0	0	3.15E-07	2.42E-05	0	0	2.42E-05	6.79E-06	0	0	6.79E-06	0	0	0	6.79E-06	7.73E-06	0	0	7.73E-06	0	0	0	7.73E-06	7.19E-05	0	0	7.19E-05	1.45E-06	0	0	1.45E-06	1.38E-06	0.01371
0	0	0	0	0	0	0	0	0	0	0	0	0	0	0	0	0	0	0	0	0	0	0	0	0	0	0	0	0	0	0	0	0
0	0.003752	0.004093	0.000409	0	0.001789	0.002199	0.00112	0	0.015929	0.017049	0.016158	0.00329	0.005881	0.042377	0.001634	0	0.01744	0.019074	0.016158	0.00329	0.005881	0.044403	0.169848	0	0.122262	0.292111	0.001041	0	5.96E-05	0.0011	0.015357	11.73714
0	1.604201	2.052431	1.100862	0	1.17806	2.278922	1.365779	0	6.339873	7.705652	9.221073	1.650334	6.821386	25.39845	1.992941	0	6.941363	8.934304	9.221073	1.650334	6.821386	26.6271	184.5341	0	80.55749	265.0916	0.860561	0	0.025371	0.885932	13.20955	9449.755
0	0	0.000838	0.048704	0	0	0.048704	0.018035	0	0	0.018035	0	0	0	0.018035	0.020532	0	0	0.020532	0	0	0	0.020532	0.189607	0	0	0.189607	0.002929	0	0	0.002929	0.003748	27.6147
0	0	0	0	0	0	0	0	0	0	0	0	0	0	0	0	0	0	0	0	0	0	0	0	0	0	0	0	0	0	0	0	0
0	0.036636	0.039895	0.003917	0	0.017418	0.021335	0.010722	0	0.155928	0.16665	0.174579	0.033865	0.065842	0.440936	0.015645	0	0.170722	0.186367	0.174579	0.033865	0.065842	0.460652	1.629893	0	1.19736	2.827253	0.009989	0	0.000613	0.010602	0.147594	113.0838
0.031777	0.112697	0.156187	0.02441	0.000921	0.218456	0.243787	0.039692	0.108047	0.500507	0.648247	0.862587	0.125826	1.158545	2.795205	0.057919	0.157663	0.547993	0.763574	0.862587	0.125826	1.158545	2.910532	7.385963	1.416278	17.99209	26.79434	0.081105	0.0004	0.001305	0.082809	0.58425	883.2791
0.001372	0	0.030714	0.76234	0.004948	0	0.767288	0.631706	0.029541	0	0.661247	0	0	0	0.661247	0.719155	0.033631	0	0.752786	0	0	0	0.752786	1.53261	0.244853	0	1.777463	0.045849	0.000298	0	0.046147	1.955795	435.0452
0	0	0	0	0	0	0	0	0	0	0	0	0	0	0	0	0	0	0	0	0	0	0	0	0	0	0	0	0	0	0	0	0
0.003607	0.012548	0.017405	0.003727	0.000105	0.024736	0.028568	0.004119	0.012112	0.054638	0.070869	0.118099	0.016612	0.157375	0.362955	0.00601	0.017674	0.059822	0.083507	0.118099	0.016612	0.157375	0.375592	0.924462	0.180632	2.327272	3.432365	0.011112	5.87E-05	0.000164	0.011334	0.072213	120.8986
0.000678	0	0.018018	0.421756	0.003994	0	0.425749	0.37332	0.014594	0	0.387914	0	0	0	0.387914	0.425	0.016615	0	0.441614	0	0	0	0.441614	0.929689	0.120965	0	1.050654	0.025366	0.00024	0	0.025606	0.906759	241.3959
0	0	0	0	0	0	0	0	0	0	0	0	0	0	0	0	0	0	0	0	0	0	0	0	0	0	0	0	0	0	0	0	0
0	0.222163	0.862921	0.161285	0	0.007898	0.169183	3.853335	0	1.574496	5.427832	3.257153	5.993462	6.45331	21.13176	4.806799	0	1.714232	6.521031	3.257153	5.993462	6.45331	22.22496	46.24004	0	12.74909	58.98913	0.008472	0	0.000623	0.009095	0.041528	97.0143
0	1.004725	1.280678	0.65949	0	0.715835	1.375326	0.875027	0	4.135651	5.010678	6.334964	1.107872	4.597551	17.05107	1.276837	0	4.528018	5.804855	6.334964	1.107872	4.597551	17.84524	109.8611	0	48.73357	158.5946	0.590247	0	0.018041	0.608288	7.445163	6488.277
0	0	0.000519	0.103676	0	0	0.103676	0.011178	0	0	0.011178	0	0	0	0.011178	0.012726	0	0	0.012726	0	0	0	0.012726	0.344027	0	0	0.344027	0.006235	0	0	0.006235	0.006092	58.78333
0	0	0	0	0	0	0	0	0	0	0	0	0	0	0	0	0	0	0	0	0	0	0	0	0	0	0	0	0	0	0	0	0
0	0.023126	0.025124	0.002395	0	0.010956	0.013351	0.006595	0	0.098798	0.105393	0.119029	0.022409	0.045682	0.292514	0.009624	0	0.108172	0.117795	0.119029	0.022409	0.045682	0.304916	1.003192	0	0.758632	1.761823	0.006148	0	0.000473	0.006621	0.090902	70.62619
0	0.000167	0.002081	0.009459	0	0.000224	0.009683	0.005348	0	0.000595	0.005943	0.10638	0.01629	0.000592	0.129206	0.007803	0	0.000652	0.008455	0.10638	0.01629	0.000592	0.131718	0.083093	0	0.012763	0.095856	0.009877	0	1.5E-06	0.009879	0.024277	105.3726
0	0	0.000894	0.051318	0	0	0.051318	0.019241	0	0	0.019241	0	0	0	0.019241	0.021905	0	0	0.021905	0	0	0	0.021905	0.058706	0	0	0.058706	0.003086	0	0	0.003086	0.065081	29.09706
0.007131	0.01985	0.030333	0.008906	0.00015	0.015807	0.024863	0.012367	0.027001	0.097397	0.136765	0.063924	0.008521	0.120941	0.330151	0.018046	0.0394	0.106637	0.164083	0.063924	0.008521	0.120941	0.35747	0.230016	0.392717	1.802063	2.424796	0.018558	0.000123	0.000196	0.018877	0.057341	201.3479
0.002136	0	0.005111	1.700993	0.077485	0	1.778478	0.064051	0.045983	0	0.110034	0	0	0	0.110034	0.072917	0.052348	0	0.125265	0	0	0	0.125265	0.450554	1.9387	0	2.389253	0.102236	0.004657	0	0.106894	2.39713	1008.38
0	0	0	0	0	0	0	0	0	0	0	0	0	0	0	0	0	0	0	0	0	0	0	0	0	0	0	0	0	0	0	0	0
0.062342	0	0.172969	0.029117	0.004573	0	0.03369	0.001581	0.000891	0	0.002471	0	0	0	0.002471	0.112903	0.063624	0	0.176528	0	0	0	0.176528	0.401649	0.18696	0	0.588609	0	0	0	0	0.175484	19.10172
0.001238	0.004045	0.006325	0.003237	2.54E-05	0.003224	0.006486	0.004691	0.004926	0.02174	0.031357	0.026597	0.00422	0.029025	0.091198	0.006845	0.007188	0.023802	0.037836	0.026597	0.00422	0.029025	0.097677	0.098902	0.03807	0.410077	0.547048	0.003059	2.28E-05	3.66E-05	0.003118	0.009248	33.25719
0.000526	0	0.001287	0.165488	0.004457	0	0.169944	0.016384	0.011324	0	0.027708	0	0	0	0.027708	0.018652	0.012892	0	0.031543	0	0	0	0.031543	0.076442	0.181299	0	0.257741	0.009946	0.000268	0	0.010214	0.189697	96.35691
0	0	0	0	0	0	0	0	0	0	0	0	0	0	0	0	0	0	0	0	0	0	0	0	0	0	0	0	0	0	0	0	0
0.00434	0	0.043998	0.009926	0.000274	0	0.0102	0.000567	6.2E-05	0	0.000629	0	0	0	0.000629	0.040473	0.00443	0	0.044903	0	0	0	0.044903	0.156907	0.011026	0	0.167933	0	0	0	0	0.062857	5.783372
0.011989	0.001291	0.013832	0.003217	0.000341	0.00136	0.004918	0.00234	0.051054	0.00706	0.060454	0.0215	0.002895	0.015013	0.099862	0.003414	0.074498	0.00773	0.085643	0.0215	0.002895	0.015013	0.125051	0.049664	0.394562	0.15361	0.597836	0.00188	0.000113	9.66E-06	0.002004	0.011011	21.37045
9.36E-05	0	0.000186	0.041403	0.003572	0	0.044975	0.001982	0.002016	0	0.003998	0	0	0	0.003998	0.002257	0.002295	0	0.004552	0	0	0	0.004552	0.014432	0.084835	0	0.099267	0.002488	0.000215	0	0.002703	0.054117	25.50032
0	0	0	0	0	0	0	0	0	0	0	0	0	0	0	0	0	0	0	0	0	0	0	0	0	0	0	0	0	0	0	0	0
0.058221	0	0.363134	0.026874	0.004065	0	0.030939	0.004357	0.000832	0	0.005188	0	0	0	0.005188	0.311186	0.059418	0	0.370605	0	0	0	0.370605	0.895765	0.153909	0	1.049674	0	0	0	0	0.100645	17.5423

CH4_IDLEX	CH4_STREX	CH4_TOTEX	N2O_RUNEX	N2O_IDLEX	N2O_STREX	N2O_TOTEX	ROG_RUNEX	ROG_IDLEX	ROG_STREX	ROG_TOTEX	ROG_DIURN	ROG_HOTSOAK	ROG_RUNLOSS	ROG_TOTAL	TOG_RUNEX	TOG_IDLEX	TOG_STREX	TOG_TOTEX	TOG_DIURN	TOG_HOTSOAK	TOG_RUNLOSS	TOG_TOTAL	CO_RUNEX	CO_IDLEX	CO_STREX	CO_TOTEX	SOx_RUNEX	SOx_IDLEX	SOx_STREX	SOx_TOTEX	NH3_RUNEX	Fuel Consumption
0	0.000237	0.000404	0.000601	0	0.000406	0.001007	0.000426	0	0.000782	0.001208	0.000838	0.00022	0.000855	0.00312	0.000621	0	0.000856	0.001478	0.000838	0.00022	0.000855	0.00339	0.105804	0	0.04809	0.153893	0.001345	0	2.86E-06	0.001348	0.008891	14.37424
0	0	1.84E-05	0.000422	0	0	0.000422	0.000395	0	0	0.000395	0	0	0	0.000395	0.00045	0	0	0.00045	0	0	0	0.00045	0.000844	0	0	0.000844	2.54E-05	0	0	2.54E-05	0.000891	0.239121
0	0	0	0	0	0	0	0	0	0	0	0	0	0	0	0	0	0	0	0	0	0	0	0	0	0	0	0	0	0	0	0	0
0	0	5.62E-05	0.002536	0	0	0.002536	0.001209	0	0	0.001209	0	0	0	0.001209	0.001377	0	0	0.001377	0	0	0	0.001377	0.002219	0	0	0.002219	0	0	0	0	0.019722	1.438054
0	9.77E-08	0.000345	0.000423	0	3.2E-05	0.000455	0.001558	0	5.07E-07	0.001558	7.12E-05	9.28E-06	0.000138	0.001776	0.002273	0	5.55E-07	0.002274	7.12E-05	9.28E-06	0.000138	0.002492	0.120211	0	0.003427	0.123638	7.15E-05	0	3.04E-07	7.18E-05	0.000191	0.766361
0.151476	0	0.187237	14.06925	0.971841	0	15.04109	0.769926	3.26124	0	4.031166	0	0	0	4.031166	0.876502	3.712673	0	4.589175	0	0	0	4.589175	2.890648	48.17065	0	51.0613	0.845618	0.058412	0	0.904029	15.50085	8528.159
0	0	0	0	0	0	0	0	0	0	0	0	0	0	0	0	0	0	0	0	0	0	0	0	0	0	0	0	0	0	0	0	0
0.441142	0	1.458664	0.306515	0.039859	0	0.346373	0.017435	0.006415	0	0.02385	0	0	0	0.02385	1.041756	0.450345	0	1.492101	0	0	0	1.492101	7.993647	1.650058	0	9.643705	0	0	0	0	1.125058	196.3905
0	2.066822	2.639588	1.756694	0	1.652407	3.409101	1.657342	0	7.808344	9.465686	13.32369	2.481538	9.922733	35.19365	2.41839	0	8.549154	10.96754	13.32369	2.481538	9.922733	36.69551	269.2076	0	104.8166	374.0241	1.23972	0	0.03475	1.274471	22.9934	13594.08
0	0	8.59E-05	0.009603	0	0	0.009603	0.00185	0	0	0.00185	0	0	0	0.00185	0.002107	0	0	0.002107	0	0	0	0.002107	0.054214	0	0	0.054214	0.000578	0	0	0.000578	0.001018	5.444743
0	0	0	0	0	0	0	0	0	0	0	0	0	0	0	0	0	0	0	0	0	0	0	0	0	0	0	0	0	0	0	0	0
0	0.108478	0.118367	0.011962	0	0.051672	0.063634	0.032391	0	0.460716	0.493107	0.581196	0.107815	0.226068	1.408186	0.047265	0	0.504426	0.551691	0.581196	0.107815	0.226068	1.46677	4.931276	0	3.538191	8.469467	0.030233	0	0.001502	0.031735	0.447184	338.5014
0	0.166532	0.211086	0.129775	0	0.130435	0.26021	0.132721	0	0.645409	0.77813	1.58194	0.267167	1.152654	3.779891	0.193666	0	0.706642	0.900308	1.58194	0.267167	1.152654	3.902069	20.48365	0	8.249917	28.73357	0.100784	0	0.003005	0.103789	1.590254	1107.059
0	0	3.16E-07	2.43E-05	0	0	2.43E-05	6.8E-06	0	0	6.8E-06	0	0	0	6.8E-06	7.74E-06	0	0	7.74E-06	0	0	0	7.74E-06	7.22E-05	0	0	7.22E-05	1.46E-06	0	0	1.46E-06	1.39E-06	0.013785
0	0	0	0	0	0	0	0	0	0	0	0	0	0	0	0	0	0	0	0	0	0	0	0	0	0	0	0	0	0	0	0	0
0	0.003846	0.004192	0.000415	0	0.001831	0.002247	0.001138	0	0.016351	0.017489	0.017793	0.003489	0.006518	0.045289	0.001661	0	0.017902	0.019563	0.017793	0.003489	0.006518	0.047362	0.172627	0	0.125503	0.298129	0.001058	0	6.12E-05	0.001119	0.01561	11.93559
0	1.593533	2.039161	1.093758	0	1.179383	2.27314	1.353165	0	6.275321	7.628486	9.171729	1.626564	6.807205	25.23398	1.974536	0	6.870686	8.845222	9.171729	1.626564	6.807205	26.45072	184.2704	0	80.40122	264.6716	0.860312	0	0.025392	0.885704	13.23943	9447.325
0	0	0.00084	0.048758	0	0	0.048758	0.018077	0	0	0.018077	0	0	0	0.018077	0.02058	0	0	0.02058	0	0	0	0.02058	0.190167	0	0	0.190167	0.002932	0	0	0.002932	0.003758	27.64522
0	0	0	0	0	0	0	0	0	0	0	0	0	0	0	0	0	0	0	0	0	0	0	0	0	0	0	0	0	0	0	0	0
0	0.037116	0.040397	0.00394	0	0.01763	0.02157	0.010799	0	0.158124	0.168923	0.182798	0.034826	0.068794	0.455342	0.015758	0	0.173126	0.188884	0.182798	0.034826	0.068794	0.475302	1.641853	0	1.214248	2.856101	0.010063	0	0.000621	0.010683	0.148694	113.9537
0.030672	0.106899	0.148727	0.02247	0.000892	0.211506	0.234868	0.037451	0.103833	0.470498	0.611782	0.834157	0.118535	1.124969	2.689443	0.054649	0.151513	0.515136	0.721297	0.834157	0.118535	1.124969	2.798958	7.223144	1.378434	17.59041	26.19199	0.078961	0.000388	0.001267	0.080616	0.570958	859.8852
0.001338	0	0.029232	0.74319	0.004806	0	0.747995	0.600539	0.028813	0	0.629352	0	0	0	0.629352	0.683673	0.032802	0	0.716475	0	0	0	0.716475	1.440763	0.238819	0	1.679583	0.044697	0.000289	0	0.044986	1.918527	424.1064
0	0	0	0	0	0	0	0	0	0	0	0	0	0	0	0	0	0	0	0	0	0	0	0	0	0	0	0	0	0	0	0	0
0.00346	0.011951	0.016608	0.003541	0.000101	0.02378	0.027422	0.003912	0.011567	0.051714	0.067193	0.114563	0.015734	0.153478	0.350969	0.005709	0.016878	0.05662	0.079207	0.114563	0.015734	0.153478	0.362983	0.903158	0.175986	2.275123	3.354267	0.010813	5.7E-05	0.000159	0.011029	0.070518	117.6408
0.000664	0	0.017383	0.412084	0.0039	0	0.415984	0.359948	0.014298	0	0.374246	0	0	0	0.374246	0.409777	0.016278	0	0.426054	0	0	0	0.426054	0.883397	0.118511	0	1.001908	0.024784	0.000235	0	0.025018	0.890789	235.859
0	0	0	0	0	0	0	0	0	0	0	0	0	0	0	0	0	0	0	0	0	0	0	0	0	0	0	0	0	0	0	0	0
0	0.218405	0.855445	0.160797	0	0.00765	0.168447	3.819949	0	1.540663	5.360612	3.207018	5.989194	6.445131	21.00195	4.769992	0	1.677544	6.447535	3.207018	5.989194	6.445131	22.08888	45.9005	0	12.6977	58.5982	0.008464	0	0.000615	0.009079	0.04155	96.83968
0	0.97802	1.246848	0.64599	0	0.711014	1.357004	0.840081	0	3.969021	4.809102	6.214403	1.075263	4.53762	16.63639	1.225845	0	4.345578	5.571423	6.214403	1.075263	4.53762	17.39871	109.037	0	48.21323	157.2502	0.589057	0	0.017998	0.607055	7.45556	6475.124
0	0	0.00051	0.103153	0	0	0.103153	0.010971	0	0	0.010971	0	0	0	0.010971	0.01249	0	0	0.01249	0	0	0	0.01249	0.340923	0	0	0.340923	0.006204	0	0	0.006204	0.00608	58.48687
0	0	0	0	0	0	0	0	0	0	0	0	0	0	0	0	0	0	0	0	0	0	0	0	0	0	0	0	0	0	0	0	0
0	0.023465	0.025478	0.002411	0	0.011105	0.013515	0.006648	0	0.100357	0.107006	0.125576	0.023128	0.048008	0.303718	0.009701	0	0.109879	0.11958	0.125576	0.023128	0.048008	0.316292	1.011417	0	0.770614	1.782031	0.006199	0	0.00048	0.006679	0.091655	71.23895
0	0.000166	0.002072	0.009803	0	0.00022	0.010023	0.005326	0	0.000592	0.005917	0.103466	0.015566	0.00058	0.125529	0.007772	0	0.000648	0.008419	0.103466	0.015566	0.00058	0.128031	0.08268	0	0.012703	0.095384	0.009844	0	1.5E-06	0.009846	0.024196	105.0212
0	0	0.000869	0.051015	0	0	0.051015	0.018718	0	0	0.018718	0	0	0	0.018718	0.021309	0	0	0.021309	0	0	0	0.021309	0.056367	0	0	0.056367	0.003068	0	0	0.003068	0.065307	28.92476
0.006917	0.019182	0.029337	0.008457	0.000144	0.016083	0.024683	0.011822	0.026185	0.093979	0.131986	0.061556	0.00805	0.117384	0.318976	0.017251	0.038209	0.102895	0.158355	0.061556	0.00805	0.117384	0.345345	0.217596	0.380862	1.738435	2.336893	0.018012	0.000118	0.000189	0.018319	0.055818	195.4019
0.002122	0	0.005055	1.696931	0.076587	0	1.773518	0.063162	0.045678	0	0.10884	0	0	0	0.10884	0.071905	0.052001	0	0.123906	0	0	0	0.123906	0.44672	1.927263	0	2.373983	0.101992	0.004603	0	0.106595	2.401154	1005.568
0	0	0	0	0	0	0	0	0	0	0	0	0	0	0	0	0	0	0	0	0	0	0	0	0	0	0	0	0	0	0	0	0
0.061366	0	0.17143	0.028906	0.004519	0	0.033424	0.001573	0.000877	0	0.002449	0	0	0	0.002449	0.112329	0.062629	0	0.174957	0	0	0	0.174957	0.398719	0.185716	0	0.584435	0	0	0	0.174459	18.95112
0.001188	0.003785	0.005811	0.0032	2.43E-05	0.003075	0.006299	0.003633	0.004706	0.020062	0.028401	0.024674	0.003898	0.027408	0.084382	0.005301	0.006868	0.021965	0.034134	0.024674	0.003898	0.027408	0.090114	0.076821	0.036373	0.368251	0.481445	0.002951	2.16E-05	3.44E-05	0.003007	0.008962	32.07363
0.000529	0	0.001211	0.165821	0.004469	0	0.17029	0.014689	0.011388	0	0.026077	0	0	0	0.026077	0.016722	0.012964	0	0.029687	0	0	0	0.029687	0.072174	0.182423	0	0.254597	0.009967	0.000269	0	0.010235	0.190613	96.55297
0	0	0	0	0	0	0	0	0	0	0	0	0	0	0	0	0	0	0	0	0	0	0	0	0	0	0	0	0	0	0	0	0
0.060441	0	0.170017	0.028718	0.004466	0	0.033184	0.001566	0.000864	0	0.002429	0	0	0	0.002429	0.11183	0.061684	0	0.173515	0	0	0	0.173515	0.396131	0.18447	0	0.580601	0	0	0	0.173576	18.81512
0.001145	0.003512	0.005307	0.003077	2.34E-05	0.002975	0.006074	0.002654	0.004503	0.01835	0.025507	0.023287	0.003592	0.025858	0.078244	0.003873	0.006571	0.020091	0.030534	0.023287	0.003592	0.025858	0.083271	0.055355	0.034802	0.327136	0.417294	0.002857	2.06E-05	3.24E-05	0.00291	0.008713	31.035
0.004372	0	0.044225	0.009957	0.000276	0	0.010233	0.000569	6.25E-05	0	0.000632	0	0	0	0.000632	0.040674	0.004462	0	0.045135	0	0	0	0.045135	0.157535	0.011167	0	0.168702	0	0	0	0	0.063114	5.802213
0.011469	0.001274	0.013275	0.003025	0.000322	0.001263	0.00461	0.002258	0.048888	0.006976	0.058122	0.020488	0.002703	0.014429	0.095741	0.003295	0.071337	0.007638	0.082269	0.020488	0.002703	0.014429	0.119889	0.047349	0.377821	0.146113	0.571283	0.001785	0.000108	9.2E-06	0.001902	0.010503	20.2869
8.93E-05	0	0.00017	0.039497	0.003382	0	0.042879	0.001748	0.001923	0	0.003671	0	0	0	0.003671	0.00199	0.002189	0	0.004179	0	0	0	0.004179	0.01333	0.081196	0	0.094526	0.002374	0.000203	0	0.002577	0.051941	24.31219
0	0	0	0	0	0	0	0	0	0	0	0	0	0	0	0	0	0	0	0	0	0	0	0	0	0	0	0	0	0	0	0	0
0.05417	0	0.337279	0.025323	0.003862	0	0.029185	0.004045	0.000774	0	0.004819	0	0	0	0.004819	0.288934	0.055284	0	0.344218	0	0	0	0.344218	0.818087	0.150017	0	0.968104	0	0	0	0	0.095833	16.54746
0	0.000242	0.000416	0.000628	0	0.000419	0.001046	0.000445	0	0.0008	0.001244	0.000855	0.000224	0.000872	0.003195	0.000649	0	0.000875	0.001524	0.000855	0.000224	0.000872	0.003475	0.108026	0	0.049623	0.157649	0.001367	0	2.92E-06	0.00137	0.009062	14.61523
0	0	1.82E-05	0.000422	0	0	0.000422	0.000391	0	0	0.000391	0	0	0	0.000391	0.000446	0	0	0.000446	0	0	0	0.000446	0.000809	0	0	0.000809	2.54E-05	0	0	2.54E-05	0.000891	0.239263
0	0	0	0	0	0	0	0	0	0	0	0	0	0	0	0	0	0	0	0	0	0	0	0	0	0	0	0	0	0	0	0	0
0	0	5.68E-05	0.002589	0	0	0.002589	0.001222	0	0	0.001222	0	0	0	0.001222	0.001391	0	0	0.001391	0	0	0	0.001391	0.002165	0	0	0.002165	0	0	0	0	0.020174	1.468106
0	9.64E-08	0.000337	0.000415	0	3.93E-05	0.000455	0.001524	0	5E-07	0.001524	6.92E-05	8.87E-06	0.000134	0.001736	0.002223	0	5.47E-07	0.002224	6.92E-05	8.87E-06	0.000134	0.002436	0.117292	0	0.003363	0.120655	6.99E-05	0	2.95E-07	7.02E-05	0.000187	0.748952
0.155693	0	0.1923	14.41431	0.997635	0	15.41194	0.788128	3.352035	0	4.140164	0	0	0	4.140164	0.897224	3.816037	0	4.713261	0	0	0	4.713261	2.951335	49.5146	0	52.46593	0.866357	0.059962	0	0.926319	15.91055	8738.426
0	0	0	0	0	0	0	0	0	0	0	0	0	0	0	0	0	0	0	0	0	0	0	0	0	0	0	0	0	0	0	0	0
0.442392	0	1.44296	0.304941	0.03989	0	0.344831	0.016278	0.006397	0	0.022676	0	0	0	0.022676	1.023412	0.45158	0	1.474992	0	0	0	1.474992	7.884651	1.658333	0	9.542983	0	0	0	0	1.126386	195.516
0	2.054653	2.625831	1.755778	0	1.653511	3.409289	1.649727	0	7.734203	9.38393	13.25557	2.448519	9.883541	34.97156	2.407278	0	8.467978	10.87526	13.25557	2.448519	9.883541	36.46288	269.1863	0	104.5559	373.7423	1.240343	0	0.034792	1.275135	23.03425	13601.17
0	0	8.17E-05	0.009507	0	0	0.009507	0.00176	0	0	0.00176	0	0	0	0.00176	0.002003	0	0	0.002003	0	0	0	0.002003	0.052851	0	0	0.052851	0.000572	0	0	0.000572	0.001012	5.390207
0	0	0	0	0	0	0	0	0	0	0	0	0	0	0	0	0	0	0	0	0	0	0	0	0	0	0	0	0	0	0	0	0
0	0.108887	0.118777	0.011961	0	0.051836	0.063797	0.032406	0	0.462738	0.495144	0.585568	0.108012	0.225991	1.414714	0.047287	0	0.50664	0.553927	0.585568	0.108012	0.225991	1.473497	4.934184	0	3.553755	8.487939	0.030251	0	0.001507	0.031758	0.447526	338.7421
0	0.162735	0.206352	0.128047	0	0.129557	0.257604	0.128872	0	0.625798	0.75467	1.544698	0.256659	1.128887	3.684914	0.18805	0	0.68517	0.87322	1.544698	0.256659	1.128887	3.803464	20.28069	0	8.129394	28.41009	0.100347	0	0.002989	0.103337	1.590832	1102.237
0	0	3.15E-07	2.44E-05	0	0	2.44E-05	6.78E-06	0	0	6.78E-06	0	0	0	6.78E-06	7.71E-06	0	0	7.71E-06	0	0	0	7.71E-06	7.2E-05	0	0	7.2E-05	1.47E-06	0	0	1.47E-06	1.39E-06	0.013832
0	0	0	0	0	0	0	0	0	0	0	0	0	0	0	0	0	0	0	0	0	0	0	0	0	0	0	0	0	0	0	0	0
0	0.003931	0.004282	0.00042	0	0.00187	0.00229	0.001154	0	0.016738	0.017892	0.019445	0.003685	0.007165	0.048187	0.001684	0	0.018326	0.02001	0.019445	0.003685	0.007165	0.050305	0.175078	0	0.128473	0.303551	0.001073	0	6.26E-05	0.001135	0.015833	12.11121
0	1.584323	2.027612	1.087304	0	1.180726	2.26803	1.341905	0	6.218781	7.560686	9.146925	1.604699	6.794413	25.10672	1.958105	0	6.808782	8.766887	9.146925	1.604699	6.794413	26.31292	184.0118	0	80.27539	264.2871	0.860125	0	0.025416	0.885541	13.26584	9445.583
0	0	0.000841	0.048812	0	0	0.048812	0.018116	0	0	0.018116	0	0	0	0.018116	0.020623	0	0	0.020623	0	0	0	0.020623	0.190676	0	0	0.190676	0.002936	0	0	0.002936	0.003767	27.67582
0	0	0	0	0	0	0	0	0	0	0	0	0	0	0	0	0	0	0	0	0	0	0	0	0	0	0	0	0	0	0	0	0
0	0.03755	0.040849	0.00396	0	0.01782	0.021781	0.010865	0	0.160115	0.17098	0.190823	0.035745	0.071724	0.469271	0.015855	0	0.175305	0.19116	0.190823	0.035745	0.071724	0.489451	1.652206	0	1.229553	2.881759	0.010126	0	0.000628	0.010754	0.149646	114.7104
0.029702	0.102419	0.142806	0.021032	0.000867	0.205653	0.227551	0.035588	0.100185	0.448017	0.58379	0.810033	0.112186	1.093102	2.599112	0.05193	0.14619	0.490522	0.688642	0.810033	0.112186	1.093102	2.703963	7.080863	1.344942	17.22951	25.65531	0.077091	0.000377	0.001233	0.078701	0.55921	839.4643
0.001306	0	0.028074	0.725429	0.004672	0	0.730101	0.576301	0.028122	0	0.604423	0	0	0	0.604423	0.656081	0.032015	0	0.688096	0	0	0	0.688096	1.363323	0.23309	0	1.596413	0.043629	0.000281	0	0.04391	1.882738	413.9602
0	0	0	0	0	0	0	0	0	0	0	0	0	0	0	0	0	0	0	0	0	0	0	0	0	0	0	0	0	0	0	0	0
0.003326	0.011435	0.015911	0.003392	9.76E-05	0.022914	0.026403	0.003738	0.01107	0.049224	0.064032	0.111235	0.014913	0.149367	0.339547	0.005454	0.016153	0.053895	0.075502	0.111235	0.014913	0.149367	0.351017	0.88333	0.171653	2.225319	3.280302	0.010542	5.54E-05	0.000155	0.010753	0.068965	114.6936
0.000652	0	0.016892	0.403554	0.00382	0	0.407373	0.349625	0.014041	0	0.363666	0	0	0	0.363666	0.398025	0.015985	0	0.41401	0	0	0	0.41401	0.844332	0.116378	0	0.96071	0.024271	0.00023	0	0.024501	0.876308	230.9769
0	0	0	0	0	0	0	0	0	0	0	0	0	0	0	0	0	0	0	0	0	0	0	0	0	0	0	0	0	0	0	0	0
0	0.213815	0.846897	0.160259	0	0.00736	0.167619	3.784474	0	1.499383	5.283857	3.14228	5.974485	6.424318	20.82494	4.730789	0	1.63277	6.363559	3.14228	5.974485	6.424318	21.90464	45.53691	0	12.61678	58.15369	0.008455	0	0.000603	0.009058	0.041562	96.61432
0	0.953562	1.215726	0.633366	0	0.706545	1.339911	0.807533	0	3.815737	4.62327	6.125262	1.04537	4.483698	16.2776	1.178351	0	4.177752	5.356103	6.125262	1.04537	4.483698	17.01043	108.1897	0	47.73577	155.9255	0.588013	0	0.017963	0.605977	7.464096	6463.621
0	0	0.000502	0.102748	0	0	0.102748	0.010805	0	0	0.010805	0	0	0	0.010805	0.0123	0	0	0.0123	0	0	0	0.0123	0.338498	0	0	0.338498	0.00618	0	0	0.00618	0.006072	58.2571
0	0	0	0	0	0	0	0	0	0	0	0	0	0	0	0	0	0	0	0	0	0	0	0	0	0	0	0	0	0	0	0	0
0	0.023769	0.025794	0.002424	0	0.011237	0.013661	0.006694	0	0.101757	0.108452	0.131734	0.023798	0.05022	0.314203	0.009768	0	0.111412	0.12118	0.131734	0.023798	0.05022	0.326931	1.01849	0	0.781376	1.799866	0.006242	0	0.000486	0.006728	0.092304	71.76877
0	0.000165	0.002067	0.009985	0	0.000216	0.010201	0.005313	0	0.000589	0.005901	0.101016	0.014869	0.000568	0.122355	0.007752	0	0.000645	0.008397	0.101016	0.014869	0.000568	0.12485	0.082336	0	0.012664	0.094999	0.009813	0	1.49E-06	0.009814	0.024118	104.6843
0	0	0.000848	0.050748	0	0	0.050748	0.018259	0	0	0.018259	0	0	0	0.018259	0.020786	0	0	0.020786	0	0	0	0.020786	0.054327	0	0	0.054327	0.003052	0	0	0.003052	0.0655	28.77366
0.006725	0.018608	0.028544	0.00813	0.000139	0.016213	0.024482	0.01165	0.025456	0.091093	0.128199	0.059574	0.007634	0.113931	0.309337	0.016999	0.037146	0.099735	0.15388	0.059574	0.007634	0.113931	0.335019	0.207986	0.370291	1.691263	2.26954	0.017544	0.000115	0.000183	0.017842	0.05451	190.3145
0.002113	0	0.005018	1.697791	0.075911	0	1.773702	0.06255	0.045486	0	0.108036	0	0	0	0.108036	0.071208	0.051782	0	0.12299	0	0	0	0.12299	0.444357	1.920315	0	2.364672	0.102044	0.004563	0	0.106607	2.411155	1005.672
0	0	0	0	0	0	0	0	0	0	0	0	0	0	0	0	0	0	0

CH4_IDLEX	CH4_STREX	CH4_TOTEX	N2O_RUNEX	N2O_IDLEX	N2O_STREX	N2O_TOTEX	ROG_RUNEX	ROG_IDLEX	ROG_STREX	ROG_TOTEX	ROG_DIURN	ROG_HOTSOAK	ROG_RUNLOSS	ROG_TOTAL	TOG_RUNEX	TOG_IDLEX	TOG_STREX	TOG_TOTEX	TOG_DIURN	TOG_HOTSOAK	TOG_RUNLOSS	TOG_TOTAL	CO_RUNEX	CO_IDLEX	CO_STREX	CO_TOTEX	SOx_RUNEX	SOx_IDLEX	SOx_STREX	SOx_TOTEX	NH3_RUNEX	Fuel Consumption
0.000532	0	0.001135	0.166148	0.004486	0	0.170634	0.01297	0.011461	0	0.024431	0	0	0	0.024431	0.014765	0.013048	0	0.027813	0	0	0	0.027813	0.067869	0.183665	0	0.251534	0.009986	0.00027	0	0.010256	0.191485	96.74792
0	0	0	0	0	0	0	0	0	0	0	0	0	0	0	0	0	0	0	0	0	0	0	0	0	0	0	0	0	0	0	0	0
0.0044	0	0.044492	0.009996	0.000279	0	0.010274	0.000573	6.29E-05	0	0.000636	0	0	0	0.000636	0.040917	0.004491	0	0.045408	0	0	0	0.045408	0.1583	0.011308	0	0.169607	0	0	0	0	0.063428	5.825406
0.01061	0.001166	0.012275	0.00266	0.000293	0.001118	0.004071	0.002123	0.045251	0.006389	0.053762	0.018624	0.002368	0.013202	0.087957	0.003097	0.06603	0.006995	0.076122	0.018624	0.002368	0.013202	0.110317	0.043428	0.349712	0.137972	0.531112	0.001631	9.93E-05	8.51E-06	0.001739	0.009674	18.54702
8.51E-05	0	0.000159	0.037597	0.003197	0	0.040794	0.001595	0.001831	0	0.003426	0	0	0	0.003426	0.001816	0.002085	0	0.0039	0	0	0	0.0039	0.012442	0.077451	0	0.089893	0.00226	0.000192	0	0.002452	0.049721	23.12973
0	0	0	0	0	0	0	0	0	0	0	0	0	0	0	0	0	0	0	0	0	0	0	0	0	0	0	0	0	0	0	0	0
0.050319	0	0.313183	0.023844	0.00366	0	0.027505	0.003756	0.000719	0	0.004475	0	0	0	0.004475	0.268271	0.051355	0	0.319626	0	0	0	0.319626	0.74725	0.145657	0	0.892907	0	0	0	0	0.091109	15.59488
0	0.000249	0.000432	0.000653	0	0.000433	0.001086	0.00047	0	0.000822	0.001292	0.000836	0.000224	0.000863	0.003215	0.000685	0	0.0009	0.001586	0.000836	0.000224	0.000863	0.003509	0.110551	0	0.051418	0.161968	0.00139	0	2.98E-06	0.001393	0.009233	14.85625
0	0	1.83E-05	0.000422	0	0	0.000422	0.000394	0	0	0.000394	0	0	0	0.000394	0.000449	0	0	0.000449	0	0	0	0.000449	0.00083	0	0	0.00083	2.54E-05	0	0	2.54E-05	0.000892	0.239401
0	0	0	0	0	0	0	0	0	0	0	0	0	0	0	0	0	0	0	0	0	0	0	0	0	0	0	0	0	0	0	0	0
0	0	5.79E-05	0.002642	0	0	0.002642	0.001247	0	0	0.001247	0	0	0	0.001247	0.001419	0	0	0.001419	0	0	0	0.001419	0.002208	0	0	0.002208	0	0	0	0	0.020626	1.498143
0	3.02E-09	0.000332	0.000414	0	4.58E-05	0.000459	0.001502	0	1.62E-08	0.001503	6.68E-05	8.49E-06	0.00013	0.001708	0.002192	0	1.78E-08	0.002192	6.68E-05	8.49E-06	0.00013	0.002398	0.115938	0	0.003283	0.11922	6.86E-05	0	2.86E-07	6.89E-05	0.000184	0.734734
0.160073	0	0.197587	14.77704	1.024591	0	15.80163	0.807679	3.446321	0	4.254	0	0	0	4.254	0.919481	3.923374	0	4.842855	0	0	0	4.842855	3.0167	50.90961	0	53.92631	0.888159	0.061582	0	0.949741	16.33736	8959.377
0	0	0	0	0	0	0	0	0	0	0	0	0	0	0	0	0	0	0	0	0	0	0	0	0	0	0	0	0	0	0	0	0
0.444486	0	1.432295	0.303939	0.039987	0	0.343926	0.015585	0.006406	0	0.021992	0	0	0	0.021992	1.009808	0.453694	0	1.463502	0	0	0	1.463502	7.788209	1.668657	0	9.456866	0	0	0	0	1.12929	195.0027
0	2.045388	2.615381	1.755273	0	1.655143	3.410416	1.643905	0	7.675458	9.319363	13.18502	2.41976	9.854049	34.77819	2.398782	0	8.40366	10.80244	13.18502	2.41976	9.854049	36.26127	269.2247	0	104.3835	373.6082	1.241087	0	0.034841	1.275928	23.07184	13609.63
0	0	7.77E-05	0.009424	0	0	0.009424	0.001672	0	0	0.001672	0	0	0	0.001672	0.001903	0	0	0.001903	0	0	0	0.001903	0.05158	0	0	0.05158	0.000567	0	0	0.000567	0.001006	5.343107
0	0	0	0	0	0	0	0	0	0	0	0	0	0	0	0	0	0	0	0	0	0	0	0	0	0	0	0	0	0	0	0	0
0	0.109289	0.119182	0.011963	0	0.051998	0.063961	0.032426	0	0.464712	0.497138	0.589692	0.108294	0.226279	1.421404	0.047316	0	0.508802	0.556117	0.589692	0.108294	0.226279	1.480383	4.937803	0	3.568948	8.506751	0.030273	0	0.001512	0.031785	0.447923	339.0312
0	0.160327	0.203424	0.127164	0	0.129147	0.256311	0.12676	0	0.613558	0.740318	1.518993	0.249543	1.113675	3.622529	0.184967	0	0.671769	0.856736	1.518993	0.249543	1.113675	3.738948	20.17136	0	8.057969	28.22933	0.100061	0	0.002981	0.103042	1.592459	1099.092
0	0	3.17E-07	2.45E-05	0	0	2.45E-05	6.82E-06	0	0	6.82E-06	0	0	0	6.82E-06	7.77E-06	0	0	7.77E-06	0	0	0	7.77E-06	7.27E-05	0	0	7.27E-05	1.48E-06	0	0	1.48E-06	1.4E-06	0.013909
0	0	0	0	0	0	0	0	0	0	0	0	0	0	0	0	0	0	0	0	0	0	0	0	0	0	0	0	0	0	0	0	0
0	0.00401	0.004364	0.000425	0	0.001905	0.00233	0.001168	0	0.017091	0.018259	0.0211	0.003875	0.007815	0.051048	0.001705	0	0.018712	0.020417	0.0211	0.003875	0.007815	0.053206	0.177236	0	0.131185	0.308421	0.001086	0	6.39E-05	0.00115	0.01603	12.26627
0	1.575956	2.016958	1.081009	0	1.18187	2.262879	1.330939	0	6.166484	7.497423	9.11276	1.584509	6.783568	24.97826	1.942102	0	6.751524	8.693627	9.11276	1.584509	6.783568	26.17446	183.761	0	80.15971	263.9208	0.86001	0	0.025442	0.885453	13.28981	9444.638
0	0	0.000843	0.048865	0	0	0.048865	0.01815	0	0	0.01815	0	0	0	0.01815	0.020663	0	0	0.020663	0	0	0	0.020663	0.191143	0	0	0.191143	0.002939	0	0	0.002939	0.003775	27.70618
0	0	0	0	0	0	0	0	0	0	0	0	0	0	0	0	0	0	0	0	0	0	0	0	0	0	0	0	0	0	0	0	0
0	0.03794	0.041254	0.003977	0	0.017991	0.021968	0.010923	0	0.161912	0.172835	0.198503	0.03661	0.074557	0.482505	0.015939	0	0.177274	0.193212	0.198503	0.03661	0.074557	0.502882	1.661161	0	1.24338	2.904541	0.010181	0	0.000635	0.010816	0.150472	115.3679
0.028718	0.097642	0.136555	0.019482	0.000841	0.199773	0.220096	0.03362	0.096411	0.423632	0.553663	0.777761	0.104931	1.051892	2.488247	0.049059	0.140683	0.463823	0.653565	0.777761	0.104931	1.051892	2.588149	6.949901	1.310556	16.86822	25.12868	0.075293	0.000367	0.0012	0.07686	0.548077	819.8186
0.001275	0	0.027031	0.70896	0.004543	0	0.713503	0.554518	0.027452	0	0.58197	0	0	0	0.58197	0.631282	0.031252	0	0.662534	0	0	0	0.662534	1.291549	0.227534	0	1.519083	0.042639	0.000273	0	0.042912	1.849173	404.5497
0	0	0	0	0	0	0	0	0	0	0	0	0	0	0	0	0	0	0	0	0	0	0	0	0	0	0	0	0	0	0	0	0
0.003204	0.010959	0.015272	0.003261	9.44E-05	0.022132	0.025487	0.003584	0.010616	0.046922	0.061122	0.107605	0.014137	0.145021	0.327884	0.005229	0.015491	0.051373	0.072094	0.107605	0.014137	0.145021	0.338856	0.865173	0.167622	2.178415	3.21121	0.010299	5.4E-05	0.000151	0.010504	0.067557	112.0439
0.00064	0	0.016409	0.395446	0.003738	0	0.399185	0.339498	0.01378	0	0.353278	0	0	0	0.353278	0.386496	0.015687	0	0.402183	0	0	0	0.402183	0.805008	0.114214	0	0.919221	0.023783	0.000225	0	0.024008	0.862684	226.3339
0	0	0	0	0	0	0	0	0	0	0	0	0	0	0	0	0	0	0	0	0	0	0	0	0	0	0	0	0	0	0	0	0
0	0.208648	0.837725	0.159706	0	0.00704	0.166746	3.748547	0	1.452831	5.201378	3.066314	5.951877	6.394063	20.61363	4.691036	0	1.582274	6.27331	3.066314	5.951877	6.394063	21.68556	45.16734	0	12.51437	57.68171	0.008443	0	0.00059	0.009034	0.041567	96.35692
0	0.931861	1.18833	0.622594	0	0.70291	1.325504	0.780235	0	3.681282	4.461517	6.025611	1.016103	4.431222	15.93445	1.138517	0	4.030541	5.169058	6.025611	1.016103	4.431222	16.64199	107.0096	0	47.27965	154.2893	0.587036	0	0.017931	0.604967	7.470732	6452.849
0	0	0.000496	0.102446	0	0	0.102446	0.010671	0	0	0.010671	0	0	0	0.010671	0.012148	0	0	0.012148	0	0	0	0.012148	0.336622	0	0	0.336622	0.006161	0	0	0.006161	0.006067	58.08616
0	0	0	0	0	0	0	0	0	0	0	0	0	0	0	0	0	0	0	0	0	0	0	0	0	0	0	0	0	0	0	0	0
0	0.02404	0.026076	0.002436	0	0.011355	0.013791	0.006734	0	0.103016	0.10975	0.13746	0.02442	0.052306	0.323936	0.009826	0	0.11279	0.122616	0.13746	0.02442	0.052306	0.336802	1.024606	0	0.791054	1.81566	0.00628	0	0.000492	0.006772	0.092865	72.22922
0	0.00017	0.001893	0.010055	0	0.000212	0.010268	0.004809	0	0.000592	0.0054	0.09881	0.014276	0.000559	0.119045	0.007017	0	0.000648	0.007665	0.09881	0.014276	0.000559	0.121309	0.082733	0	0.011976	0.094709	0.009787	0	1.48E-06	0.009789	0.024054	104.4114
0	0	0.000834	0.05051	0	0	0.05051	0.017952	0	0	0.017952	0	0	0	0.017952	0.020438	0	0	0.020438	0	0	0	0.020438	0.052782	0	0	0.052782	0.003038	0	0	0.003038	0.065665	28.63881
0.006553	0.018192	0.027834	0.00788	0.000134	0.016499	0.024513	0.011259	0.024793	0.088942	0.124994	0.057303	0.007245	0.110202	0.299744	0.016429	0.036178	0.097381	0.149988	0.057303	0.007245	0.110202	0.324737	0.202657	0.360656	1.603453	2.166766	0.017145	0.000111	0.000177	0.017434	0.053388	185.957
0.002109	0	0.004997	1.703377	0.075466	0	1.778843	0.06218	0.045411	0	0.10759	0	0	0	0.10759	0.070787	0.051697	0	0.122483	0	0	0	0.122483	0.443396	1.91818	0	2.361576	0.10238	0.004536	0	0.106916	2.427008	1008.587
0	0	0	0	0	0	0	0	0	0	0	0	0	0	0	0	0	0	0	0	0	0	0	0	0	0	0	0	0	0	0	0	0
0.059613	0	0.168835	0.028571	0.004419	0	0.03299	0.001561	0.000852	0	0.002412	0	0	0	0.002412	0.111469	0.06084	0	0.172308	0	0	0	0.172308	0.394117	0.183348	0	0.577465	0	0	0	0	0.172928	18.70514
0.001101	0.003276	0.00479	0.002859	2.26E-05	0.002883	0.005764	0.001491	0.004298	0.01679	0.022579	0.021619	0.003273	0.024199	0.071671	0.002176	0.006272	0.018383	0.02683	0.021619	0.003273	0.024199	0.075923	0.033113	0.033219	0.277645	0.343977	0.002771	1.95E-05	3.01E-05	0.00282	0.008486	30.08155
0.000536	0	0.001083	0.166483	0.004505	0	0.170988	0.011777	0.01154	0	0.023317	0	0	0	0.023317	0.013407	0.013138	0	0.026545	0	0	0	0.026545	0.064551	0.18495	0	0.249501	0.010006	0.000271	0	0.010277	0.192292	96.9484
0	0	0	0	0	0	0	0	0	0	0	0	0	0	0	0	0	0	0	0	0	0	0	0	0	0	0	0	0	0	0	0	0
0.004418	0	0.044762	0.01003	0.00028	0	0.010311	0.000576	6.31E-05	0	0.00064	0	0	0	0.00064	0.041174	0.004509	0	0.045683	0	0	0	0.045683	0.159037	0.011445	0	0.170483	0	0	0	0	0.063738	5.846096
0.009373	0.001016	0.010813	0.002099	0.000253	0.000901	0.003254	0.001807	0.040002	0.005573	0.047381	0.015653	0.001902	0.011261	0.076197	0.002636	0.05837	0.006102	0.067108	0.015653	0.001902	0.011261	0.095924	0.037296	0.309144	0.11781	0.46425	0.001412	8.66E-05	7.38E-06	0.001506	0.008484	16.05873
8.09E-05	0	0.00015	0.035741	0.003018	0	0.03876	0.001485	0.001742	0	0.003227	0	0	0	0.003227	0.001691	0.001983	0	0.003674	0	0	0	0.003674	0.011692	0.073727	0	0.085419	0.002148	0.000181	0	0.00233	0.047535	21.97628
0	0	0	0	0	0	0	0	0	0	0	0	0	0	0	0	0	0	0	0	0	0	0	0	0	0	0	0	0	0	0	0	0
0.046812	0	0.291762	0.022487	0.003467	0	0.025954	0.0035	0.000669	0	0.004169	0	0	0	0.004169	0.249988	0.047776	0	0.297764	0	0	0	0.297764	0.686057	0.14095	0	0.827007	0	0	0	0	0.086641	14.71558
0	0.000254	0.000442	0.000669	0	0.000443	0.001111	0.000482	0	0.00084	0.001322	0.000868	0.000232	0.000892	0.003315	0.000703	0	0.00092	0.001623	0.000868	0.000232	0.000892	0.003616	0.112799	0	0.052572	0.165371	0.001412	0	3.03E-06	0.001415	0.009404	15.09709
0	0	1.87E-05	0.000422	0	0	0.000422	0.000402	0	0	0.000402	0	0	0	0.000402	0.000457	0	0	0.000457	0	0	0	0.000457	0.000899	0	0	0.000899	2.54E-05	0	0	2.54E-05	0.000892	0.239543
0	0	0	0	0	0	0	0	0	0	0	0	0	0	0	0	0	0	0	0	0	0	0	0	0	0	0	0	0	0	0	0	0
0	0	5.89E-05	0.002695	0	0	0.002695	0.001269	0	0	0.001269	0	0	0	0.001269	0.001445	0	0	0.001445	0	0	0	0.001445	0.002258	0	0	0.002258	0	0	0	0	0.021078	1.52817
0	3.11E-07	0.000328	0.000412	0	5.26E-05	0.000465	0.00148	0	1.77E-06	0.001482	6.44E-05	8.12E-06	0.000125	0.00168	0.002159	0	1.94E-06	0.002161	6.44E-05	8.12E-06	0.000125	0.002359	0.113559	0	0.003212	0.116771	6.75E-05	0	2.79E-07	6.78E-05	0.000181	0.72294
0.164616	0	0.203082	15.1575	1.052725	0	16.21022	0.828161	3.54414	0	4.3723	0	0	0	4.3723	0.942798	4.034733	0	4.977531	0	0	0	4.977531	3.085877	52.35661	0	55.44249	0.911026	0.063273	0	0.974298	16.78114	9191.045
0	0	0	0	0	0	0	0	0	0	0	0	0	0	0	0	0	0	0	0	0	0	0	0	0	0	0	0	0	0	0	0	0
0.447415	0	1.421655	0.303201	0.040132	0	0.343333	0.014589	0.006417	0	0.021006	0	0	0	0.021006	0.995046	0.456648	0	1.451694	0	0	0	1.451694	7.701985	1.680925	0	9.38291	0	0	0	0	1.133452	194.6665
0	2.041924	2.611725	1.756554	0	1.658777	3.41533	1.642642	0	7.651951	9.294594	13.15407	2.401434	9.840836	34.69094	2.39694	0	8.377924	10.77486	13.15407	2.401434	9.840836	36.17121	269.4206	0	104.3696	373.7902	1.241877	0	0.034898	1.276775	23.10821	13618.66
0	0	7.55E-05	0.00937	0	0	0.00937	0.001626	0	0	0.001626	0	0	0	0.001626	0.001851	0	0	0.001851	0	0	0	0.001851	0.050858	0	0	0.050858	0.000564	0	0	0.000564	0.001002	5.312762
0	0	0	0	0	0	0	0	0	0	0	0	0	0	0	0	0	0	0	0	0	0	0	0	0	0	0	0	0	0	0	0	0
0	0.109686	0.119583	0.011966	0	0.05216	0.064125	0.032448	0	0.466657	0.499105	0.594081	0.108652	0.226885	1.428722	0.047348	0	0.510931	0.558278	0.594081	0.108652	0.226885	1.487896	4.941793	0	3.583912	8.525705	0.030297	0	0.001517	0.031814	0.448346	339.3463
0	0.158834	0.201728	0.126936	0	0.129064	0.256	0.125969	0	0.606296	0.732266	1.502649	0.244356	1.102463	3.581734	0.183814	0	0.663818	0.847632	1.502649	0.244356	1.102463	3.697101	20.12155	0	8.013972	28.13552	0.099843	0	0.002976	0.102819	1.594749	1096.714
0	0	3.19E-07	2.46E-05	0	0	2.46E-05	6.86E-06	0	0	6.86E-06	0	0	0	6.86E-06	7.81E-06	0	0	7.81E-06	0	0	0	7.81E-06	7.32E-05	0	0	7.32E-05	1.48E-06	0	0	1.48E-06	1.41E-06	0.013976
0	0	0	0	0	0	0	0	0	0	0	0	0	0	0	0	0	0	0	0	0	0	0	0	0	0	0	0	0	0	0	0	0
0	0.00408	0.004439	0.000429	0	0.001936	0.002365	0.00118	0	0.017412	0.018593	0.022762	0.00406	0.008471	0.053886	0.001723	0	0.019064	0.020787	0.022762	0.00406	0.008471	0.05608	0.179123	0	0.133653	0.312776	0.001098	0	6.51E-05	0.001163	0.016202	12.40238
0	1.573122	2.014167	1.08128	0	1.186026	2.267306	1.330543	0	6.148522	7.479065	9.085597	1.568101	6.773133	24.9059	1.941525	0	6.731857	8.673383	9.085597	1.568101	6.773133	26.10021	183.8416	0	80.17191	264.0135	0.859906	0	0.025472	0.885378	13.31511	9443.838
0	0	0.000844	0.048917	0	0	0.048917	0.018181	0	0	0.018181	0	0	0	0.018181	0.020698	0	0	0.020698	0	0	0	0.020698	0.191571	0	0	0.191571	0.002942	0	0	0.002942	0.003783	27.7355
0	0	0	0	0	0	0	0	0	0	0	0	0	0	0	0	0	0	0	0	0	0	0	0	0	0	0	0	0	0	0	0	0
0	0.038291	0.041618	0.003991	0	0.018143	0.022134	0.010972	0	0.163536	0.174508	0.205868	0.037425	0.077296	0.495097	0.01601	0	0.179051	0.195061	0.205868	0.037425	0.077296	0.51565	1.668847	0	1.255869	2.924716	0.010228	0	0.000641	0.010869	0.151182	115.9354
0.02785	0.094439	0.13215	0.01845	0.00082	0.193201	0.212472	0.032349	0.093182	0.408236	0.533767	0.748771	0.099462	1.015124	2.397124	0.047204	0.135971	0.446967	0.630142	0.748771	0.099462	1.015124	2.493498	6.835801	1.280601	16.57309	24.68949	0.073746	0.000357	0.00117	0.075273	0.538386	802.8999
0.001245	0	0.025893	0.694049	0.004422	0	0.698471	0.530644	0.026812	0	0.557457	0	0	0	0.557457	0.604103	0.030524	0	0.634627	0	0	0	0.634627	1.227769	0.222235	0	1.450004	0.041742	0.000266	0	0.042008	1.817898	396.0266
0	0	0	0	0	0	0	0	0	0	0	0	0	0	0	0	0	0	0	0	0	0	0	0	0	0	0	0	0	0	0	0	0
0.003089	0.010538	0.014702	0.003151	9.15E-05	0.021356	0.024599	0.003456	0.010192	0.044918	0.058566	0.103853	0.013402	0.140305	0.316127	0.005043	0.014872	0.049179	0.069094	0.103853	0.013402	0.140305	0.326655	0.848304	0.163778	2.13408	3.146162	0.010077	5.26E-05	0.000147	0.010276	0.066257	109.6133
0.000628	0	0.015737	0.387734	0.003659	0	0.391393	0.325278	0.013523	0	0.3388	0	0	0	0.3388	0.370307	0.015395	0	0.385702	0	0	0	0.385702	0.767965	0.112082	0	0.880047	0.023319	0.00022	0	0.023539	0.850208	221.916
0	0	0	0	0	0	0	0	0	0	0	0	0	0	0	0	0	0	0	0	0	0	0	0	0	0	0	0	0	0	0	0	0
0	0.204991	0.830904	0.159288	0	0.006757	0.166045	3.719802	0	1.419581	5.139384	3.010505	5.942599	6.380343	20.47283	4.659641	0	1.54624	6.205881	3.010505	5.942599	6.380343	21.53933	44.90751	0	12.46974	57.37726	0.008435	0	0.00058	0.009015	0.041579	96.161
0	0.927293	1.182839	0.620742	0	0.704599	1.325341	0.776434	0	3.656696	4.433131	5.942678	0.994282	4.386871	15.75696	1.132971	0	4.003622	5.136593	5.942678	0.994282	4.386871	16.46042	106.8388	0	47.15549	153.9942	0.58616	0	0.017908	0.604069	7.482306	6443.273
0	0	0.000491	0.102221	0	0	0.102221	0.01056	0	0	0.01056	0	0	0	0.01056	0.012022	0	0	0.012022	0	0	0	0.012022	0.335139	0	0	0.335139	0.006148	0	0	0.006148	0.006065	57.95847
0	0	0	0	0	0	0	0	0	0	0	0	0	0	0	0	0	0	0	0	0	0	0	0	0	0	0	0	0	0	0	0	0
0	0.024285	0.02633	0.002446	0	0.011461	0.013906	0.006767	0	0.104153	0.11092	0.142837	0.024997	0.054279	0.333033	0.009875	0	0.114034	0.123909	0.142837	0.024997	0.054279	0.346022	1.029885	0	0.799792	1.829677	0.006312	0	0.000497	0.006809	0.093351	72.62913

CH4_IDLEX	CH4_STREX	CH4_TOTEX	N2O_RUNEX	N2O_IDLEX	N2O_STREX	N2O_TOTEX	ROG_RUNEX	ROG_IDLEX	ROG_STREX	ROG_TOTEX	ROG_DIURN	ROG_HOTSOAK	ROG_RUNLOSS	ROG_TOTAL	TOG_RUNEX	TOG_IDLEX	TOG_STREX	TOG_TOTEX	TOG_DIURN	TOG_HOTSOAK	TOG_RUNLOSS	TOG_TOTAL	CO_RUNEX	CO_IDLEX	CO_STREX	CO_TOTEX	SOx_RUNEX	SOx_IDLEX	SOx_STREX	SOx_TOTEX	NH3_RUNEX	Fuel Consumption
0	0.000174	0.001686	0.009937	0	0.000209	0.010146	0.004206	0	0.000586	0.004792	0.096919	0.013761	0.00055	0.116022	0.006137	0	0.000642	0.006779	0.096919	0.013761	0.00055	0.118009	0.082098	0	0.011077	0.093175	0.009763	0	1.46E-06	0.009764	0.023994	104.1516
0	0	0.00082	0.050278	0	0	0.050278	0.017664	0	0	0.017664	0	0	0	0.017664	0.020109	0	0	0.020109	0	0	0	0.020109	0.05131	0	0	0.05131	0.003024	0	0	0.003024	0.065799	28.50689
0.006402	0.017772	0.027095	0.007665	0.00013	0.016881	0.024675	0.010706	0.024188	0.086758	0.121652	0.055062	0.006868	0.106164	0.289745	0.015622	0.035295	0.094989	0.145906	0.055062	0.006868	0.106164	0.313999	0.193759	0.351875	1.495462	2.041097	0.016806	0.000108	0.000171	0.017085	0.052432	182.2407
0.002111	0	0.004993	1.713413	0.075249	0	1.788662	0.062052	0.045451	0	0.107503	0	0	0	0.107503	0.070642	0.051742	0	0.122384	0	0	0	0.122384	0.443885	1.920753	0	2.364638	0.102983	0.004523	0	0.107506	2.448333	1014.155
0	0	0	0	0	0	0	0	0	0	0	0	0	0	0	0	0	0	0	0	0	0	0	0	0	0	0	0	0	0	0	0	0
0.058903	0	0.167925	0.028471	0.004378	0	0.032849	0.001558	0.000842	0	0.002399	0	0	0	0.002399	0.111265	0.060115	0	0.171379	0	0	0	0.171379	0.392763	0.182394	0	0.575157	0	0	0	0	0.172547	18.62525
0.001058	0.003054	0.004454	0.002759	2.17E-05	0.002701	0.005482	0.00124	0.004095	0.01551	0.020845	0.020099	0.002997	0.022564	0.066505	0.001809	0.005975	0.016981	0.024766	0.020099	0.002997	0.022564	0.070426	0.031203	0.031646	0.253206	0.316054	0.002692	1.84E-05	2.83E-05	0.002739	0.00828	29.21795
0.00054	0	0.001051	0.166833	0.004524	0	0.171357	0.010998	0.01162	0	0.022619	0	0	0	0.022619	0.012521	0.013229	0	0.02575	0	0	0	0.02575	0.062267	0.186207	0	0.248474	0.010027	0.000272	0	0.010299	0.192999	97.15772
0	0	0	0	0	0	0	0	0	0	0	0	0	0	0	0	0	0	0	0	0	0	0	0	0	0	0	0	0	0	0	0	0
0.004429	0	0.045056	0.010066	0.000282	0	0.010348	0.00058	6.33E-05	0	0.000644	0	0	0	0.000644	0.041464	0.00452	0	0.045983	0	0	0	0.045983	0.159811	0.011586	0	0.171397	0	0	0	0	0.064076	5.867166
0.008154	0.000913	0.009422	0.001606	0.000212	0.000692	0.00251	0.001515	0.034854	0.005018	0.041387	0.012803	0.001478	0.009309	0.064976	0.00221	0.050859	0.005494	0.058563	0.012803	0.001478	0.009309	0.082153	0.031404	0.269362	0.098415	0.399181	0.001197	7.44E-05	6.29E-06	0.001278	0.00731	13.63053
7.7E-05	0	0.000142	0.033997	0.002853	0	0.036849	0.001398	0.001658	0	0.003056	0	0	0	0.003056	0.001592	0.001887	0	0.003479	0	0	0	0.003479	0.011046	0.070195	0	0.081242	0.002043	0.000171	0	0.002215	0.045467	20.89322
0	0	0	0	0	0	0	0	0	0	0	0	0	0	0	0	0	0	0	0	0	0	0	0	0	0	0	0	0	0	0	0	0
0.043711	0	0.273272	0.021262	0.003283	0	0.024545	0.00328	0.000625	0	0.003905	0	0	0	0.003905	0.234284	0.04461	0	0.278894	0	0	0	0.278894	0.635217	0.135885	0	0.771102	0	0	0	0	0.08248	13.91657
0	0.000257	0.000449	0.000688	0	0.00045	0.001139	0.00049	0	0.000851	0.001341	0.000835	0.00023	0.000876	0.003281	0.000715	0	0.000931	0.001647	0.000835	0.00023	0.000876	0.003587	0.114169	0	0.053582	0.16775	0.001435	0	3.08E-06	0.001438	0.009575	15.33778
0	0	1.88E-05	0.000423	0	0	0.000423	0.000405	0	0	0.000405	0	0	0	0.000405	0.000461	0	0	0.000461	0	0	0	0.000461	0.000922	0	0	0.000922	2.54E-05	0	0	2.54E-05	0.000893	0.239685
0	0	0	0	0	0	0	0	0	0	0	0	0	0	0	0	0	0	0	0	0	0	0	0	0	0	0	0	0	0	0	0	0
0	0	6E-05	0.002748	0	0	0.002748	0.001291	0	0	0.001291	0	0	0	0.001291	0.00147	0	0	0.00147	0	0	0	0.00147	0.002276	0	0	0.002276	0	0	0	0	0.02153	1.558185
0	7.9E-07	0.000311	0.0004	0	5.98E-05	0.000459	0.001403	0	4.54E-06	0.001408	6.16E-05	7.76E-06	0.00012	0.001598	0.002048	0	4.97E-06	0.002053	6.16E-05	7.76E-06	0.00012	0.002243	0.108234	0	0.003161	0.111395	6.66E-05	0	2.73E-07	6.68E-05	0.000179	0.712788
0.169317	0	0.208773	15.55455	1.08196	0	16.63651	0.849479	3.645345	0	4.494824	0	0	0	4.494824	0.967068	4.149947	0	5.117015	0	0	0	5.117015	3.158673	53.85373	0	57.01241	0.93489	0.06503	0	0.99992	17.24195	9432.744
0	0	0	0	0	0	0	0	0	0	0	0	0	0	0	0	0	0	0	0	0	0	0	0	0	0	0	0	0	0	0	0	0
0.451058	0	1.414103	0.302866	0.040308	0	0.343174	0.013906	0.006451	0	0.020358	0	0	0	0.020358	0.983025	0.460345	0	1.44337	0	0	0	1.44337	7.621041	1.694567	0	9.315609	0	0	0	0	1.138774	194.5764
0	2.039691	2.609374	1.757672	0	1.662396	3.420069	1.641799	0	7.634821	9.27662	13.1066	2.384091	9.828385	34.59569	2.395709	0	8.359168	10.75488	13.1066	2.384091	9.828385	36.07395	269.6078	0	104.3934	374.0012	1.242589	0	0.034956	1.277545	23.13979	13626.87
0	0	7.32E-05	0.009321	0	0	0.009321	0.001575	0	0	0.001575	0	0	0	0.001575	0.001793	0	0	0.001793	0	0	0	0.001793	0.05012	0	0	0.05012	0.000561	0	0	0.000561	0.000999	5.284844
0	0	0	0	0	0	0	0	0	0	0	0	0	0	0	0	0	0	0	0	0	0	0	0	0	0	0	0	0	0	0	0	0
0	0.110076	0.119976	0.011968	0	0.052319	0.064287	0.03247	0	0.468566	0.501035	0.598124	0.109062	0.227717	1.435939	0.047379	0	0.513021	0.5604	0.598124	0.109062	0.227717	1.495304	4.945731	0	3.598603	8.544334	0.030321	0	0.001523	0.031844	0.448758	339.6589
0	0.157717	0.200452	0.126776	0	0.129068	0.255844	0.125354	0	0.600816	0.72617	1.488659	0.240379	1.094434	3.549643	0.182917	0	0.657818	0.840735	1.488659	0.240379	1.094434	3.664207	20.08945	0	7.985153	28.0746	0.099684	0	0.002973	0.102658	1.596884	1094.993
0	0	3.2E-07	2.48E-05	0	0	2.48E-05	6.89E-06	0	0	6.89E-06	0	0	0	6.89E-06	7.85E-06	0	0	7.85E-06	0	0	0	7.85E-06	7.37E-05	0	0	7.37E-05	1.49E-06	0	0	1.49E-06	1.42E-06	0.014033
0	0	0	0	0	0	0	0	0	0	0	0	0	0	0	0	0	0	0	0	0	0	0	0	0	0	0	0	0	0	0	0	0
0	0.004144	0.004505	0.000432	0	0.001964	0.002396	0.001191	0	0.017704	0.018895	0.02444	0.004242	0.009135	0.056711	0.001738	0	0.019383	0.021121	0.02444	0.004242	0.009135	0.058938	0.180759	0	0.135891	0.31665	0.001108	0	6.62E-05	0.001174	0.016351	12.52081
0	1.571221	2.012319	1.08156	0	1.189958	2.271518	1.330311	0	6.135411	7.465722	9.052264	1.553701	6.766369	24.83806	1.941187	0	6.717502	8.658689	9.052264	1.553701	6.766369	26.03102	183.9489	0	80.2212	264.1701	0.859839	0	0.025505	0.885344	13.33751	9443.481
0	0	0.000845	0.048954	0	0	0.048954	0.018197	0	0	0.018197	0	0	0	0.018197	0.020717	0	0	0.020717	0	0	0	0.020717	0.191816	0	0	0.191816	0.002944	0	0	0.002944	0.003789	27.75627
0	0	0	0	0	0	0	0	0	0	0	0	0	0	0	0	0	0	0	0	0	0	0	0	0	0	0	0	0	0	0	0	0
0	0.038608	0.041946	0.004003	0	0.01828	0.022283	0.011013	0	0.165011	0.176025	0.213009	0.038205	0.079988	0.507227	0.016071	0	0.180667	0.196737	0.213009	0.038205	0.079988	0.52794	1.675396	0	1.267218	2.942614	0.010268	0	0.000647	0.010915	0.151789	116.4225
0.027175	0.091938	0.128724	0.017697	0.000803	0.188117	0.206617	0.031402	0.090697	0.396368	0.518466	0.723379	0.095201	0.984119	2.321165	0.045822	0.132345	0.433973	0.612139	0.723379	0.095201	0.984119	2.414837	6.737604	1.25673	16.32722	24.32155	0.072492	0.00035	0.001146	0.073988	0.530318	789.187
0.001219	0	0.024969	0.68092	0.004316	0	0.685236	0.511319	0.026249	0	0.537568	0	0	0	0.537568	0.582103	0.029883	0	0.611986	0	0	0	0.611986	1.175608	0.217564	0	1.393172	0.040952	0.00026	0	0.041212	1.789618	388.5225
0	0	0	0	0	0	0	0	0	0	0	0	0	0	0	0	0	0	0	0	0	0	0	0	0	0	0	0	0	0	0	0	0
0.002985	0.010155	0.014184	0.003053	8.89E-05	0.02065	0.023792	0.003342	0.009807	0.043089	0.056238	0.099795	0.012706	0.135354	0.304094	0.004877	0.01431	0.047177	0.066364	0.099795	0.012706	0.135354	0.31422	0.832875	0.160202	2.09262	3.085697	0.009876	5.13E-05	0.000144	0.010071	0.065076	107.4219
0.000614	0	0.014811	0.379715	0.00356	0	0.383275	0.30566	0.013212	0	0.318872	0	0	0	0.318872	0.347974	0.015041	0	0.363015	0	0	0	0.363015	0.717694	0.109507	0	0.827201	0.022837	0.000214	0	0.023051	0.839061	217.3135
0	0	0	0	0	0	0	0	0	0	0	0	0	0	0	0	0	0	0	0	0	0	0	0	0	0	0	0	0	0	0	0	0
0	0.199987	0.822146	0.158758	0	0.006396	0.165154	3.686115	0	1.374446	5.060561	2.927705	5.914473	6.343728	20.24647	4.622605	0	1.497304	6.119909	2.927705	5.914473	6.343728	21.30582	44.59652	0	12.37765	56.97416	0.008423	0	0.000565	0.008988	0.041573	95.86963
0	0.923984	1.178999	0.619657	0	0.706507	1.326165	0.774147	0	3.638178	4.412325	5.878301	0.978113	4.358184	15.62692	1.129633	0	3.983347	5.11298	5.878301	0.978113	4.358184	16.32758	106.7343	0	47.07517	153.8095	0.585612	0	0.017903	0.603515	7.493243	6437.363
0	0	0.000477	0.101863	0	0	0.101863	0.010262	0	0	0.010262	0	0	0	0.010262	0.011682	0	0	0.011682	0	0	0	0.011682	0.331398	0	0	0.331398	0.006126	0	0	0.006126	0.006057	57.75516
0	0	0	0	0	0	0	0	0	0	0	0	0	0	0	0	0	0	0	0	0	0	0	0	0	0	0	0	0	0	0	0	0
0	0.024505	0.026557	0.002454	0	0.011555	0.014009	0.006796	0	0.105182	0.111978	0.147922	0.025544	0.056185	0.34163	0.009917	0	0.115161	0.125078	0.147922	0.025544	0.056185	0.35473	1.0344	0	0.807705	1.842105	0.00634	0	0.000502	0.006841	0.093767	72.97403
0	0.000164	0.001489	0.009254	0	0.000194	0.009448	0.003671	0	0.00055	0.004221	0.095578	0.013393	0.000544	0.113736	0.005357	0	0.000602	0.005959	0.095578	0.013393	0.000544	0.115474	0.074286	0	0.010199	0.084485	0.009747	0	1.44E-06	0.009748	0.023953	103.9807
0	0	0.000809	0.050077	0	0	0.050077	0.017414	0	0	0.017414	0	0	0	0.017414	0.019824	0	0	0.019824	0	0	0	0.019824	0.050026	0	0	0.050026	0.003012	0	0	0.003012	0.065908	28.39293
0.006294	0.017109	0.026195	0.007551	0.000127	0.017014	0.024691	0.010369	0.023626	0.083741	0.117736	0.052456	0.006488	0.101706	0.278386	0.01513	0.034474	0.091686	0.141291	0.052456	0.006488	0.101706	0.301941	0.176547	0.34371	1.404143	1.9244	0.016517	0.000105	0.000166	0.016787	0.051615	179.063
0.002118	0	0.005001	1.727371	0.075236	0	1.802607	0.06207	0.045597	0	0.107667	0	0	0	0.107667	0.070662	0.051909	0	0.12257	0	0	0	0.12257	0.445472	1.927756	0	2.373229	0.103822	0.004522	0	0.108344	2.474589	1022.061
0	0	0	0	0	0	0	0	0	0	0	0	0	0	0	0	0	0	0	0	0	0	0	0	0	0	0	0	0	0	0	0	0
0.058335	0	0.16736	0.028431	0.004346	0	0.032777	0.001558	0.000833	0	0.002391	0	0	0	0.002391	0.111269	0.059535	0	0.170804	0	0	0	0.170804	0.392225	0.181731	0	0.573956	0	0	0	0	0.17251	18.58419
0.001025	0.00288	0.00419	0.002641	2.45E-05	0.002453	0.005119	0.001038	0.003933	0.014647	0.019617	0.018698	0.002774	0.021229	0.062317	0.001515	0.005739	0.016036	0.02329	0.018698	0.002774	0.021229	0.06599	0.028233	0.030393	0.233108	0.291734	0.002629	1.76E-05	2.69E-05	0.002673	0.008112	28.51541
0.000543	0	0.001024	0.167136	0.004542	0	0.171678	0.010342	0.011699	0	0.022042	0	0	0	0.022042	0.011774	0.013319	0	0.025093	0	0	0	0.025093	0.060246	0.187419	0	0.247666	0.010046	0.000273	0	0.010319	0.193657	97.33999
0	0	0	0	0	0	0	0	0	0	0	0	0	0	0	0	0	0	0	0	0	0	0	0	0	0	0	0	0	0	0	0	0
0.004426	0	0.045371	0.010099	0.000283	0	0.010382	0.000585	6.32E-05	0	0.000648	0	0	0	0.000648	0.041788	0.004517	0	0.046304	0	0	0	0.046304	0.160584	0.011733	0	0.172317	0	0	0	0	0.064426	5.886466
0.007309	0.000793	0.008408	0.001217	0.000189	0.000534	0.00194	0.001305	0.031252	0.004359	0.036916	0.010784	0.001192	0.007937	0.05683	0.001904	0.045603	0.004773	0.05228	0.010784	0.001192	0.007937	0.072194	0.02696	0.241526	0.085592	0.354078	0.001052	6.59E-05	5.55E-06	0.001123	0.006505	11.98185
7.34E-05	0	0.000135	0.032382	0.002701	0	0.035083	0.001324	0.00158	0	0.002904	0	0	0	0.002904	0.001508	0.001798	0	0.003306	0	0	0	0.003306	0.010475	0.066886	0	0.077361	0.001946	0.000162	0	0.002109	0.043534	19.89167
0	0	0	0	0	0	0	0	0	0	0	0	0	0	0	0	0	0	0	0	0	0	0	0	0	0	0	0	0	0	0	0	0
0.041037	0	0.257659	0.020174	0.003112	0	0.023286	0.003095	0.000586	0	0.003681	0	0	0	0.003681	0.221079	0.041881	0	0.26296	0	0	0	0.26296	0.594155	0.13061	0	0.724765	0	0	0	0	0.078677	13.20272
0	0.00026	0.000453	0.000697	0	0.000454	0.001151	0.000494	0	0.000859	0.001352	0.00086	0.000232	0.000896	0.00334	0.00072	0	0.00094	0.001661	0.00086	0.000232	0.000896	0.003648	0.11581	0	0.054046	0.169856	0.001457	0	3.13E-06	0.001461	0.009746	15.57842
0	0	1.91E-05	0.000423	0	0	0.000423	0.000411	0	0	0.000411	0	0	0	0.000411	0.000467	0	0	0.000467	0	0	0	0.000467	0.000974	0	0	0.000974	2.54E-05	0	0	2.54E-05	0.000893	0.239831
0	0	0	0	0	0	0	0	0	0	0	0	0	0	0	0	0	0	0	0	0	0	0	0	0	0	0	0	0	0	0	0	0
0	0	5.96E-05	0.002801	0	0	0.002801	0.001283	0	0	0.001283	0	0	0	0.001283	0.00146	0	0	0.00146	0	0	0	0.00146	0.002157	0	0	0.002157	0	0	0	0	0.021981	1.588195

Model Output: OFFROAD2021 (v1.0.3) Emissions Inventory
Region Type: Statewide
Region: California

Calendar Year: 2000, 2001, 2002, 2003, 2004, 2005, 2006, 2007, 2008, 2009, 2010, 2011, 2012, 2013, 2014, 2015, 2016, 2017, 2018, 2019, 2020, 2021, 2022, 2023, 2024, 2025, 2026, 2027, 2028, 2029, 2030, 2031, 2032, 2033, 2034, 2035, 2036, 2037, 2038, 2039, 2040, 2041, 2042, 2043, 2044, 2045, 2046, 2047, 2048, 2049, 2050
Scenario: All Adopted Rules - Exhaust
Vehicle Classification: OFFROAD2021 Equipment Types
Units: tons/day for Emissions, gallons/year for Fuel, hours/year for Activity, Horsepower-hours/year for Horsepower-hours

Region	Calendar Year	Vehicle Category	Model Year	Horsepower Bin	Fuel	HC_tpd	ROG_tpd	TOG_tpd	CO_tpd	NOx_tpd	CO2_tpd	PM10_tpd	PM2.5_tpd	SOx_tpd	NH3_tpd	Fuel Consumption	Total_Activity_hpy	Total_Population	Horsepower_Hours_hhpy
Statewide Totals	2000	Construction and Mining - Bore/Drill Rigs	Aggregate	Aggregate	Diesel	0.077610408	0.093908594	0.111758988	0.460286152	1.132357319	74.47711836	0.047989308	0.044150163	0.006187874	0.000607872	2416328.083	420068.7806	1265.818808	92847821.06
Statewide Totals	2000	Construction and Mining - Cranes	Aggregate	Aggregate	Diesel	0.320868813	0.388251264	0.462051091	2.60788611	4.116558033	176.3284223	0.213554936	0.196470541	0.014613019	0.001439169	5720781.469	1659297.653	3812.203828	383405287
Statewide Totals	2000	Construction and Mining - Crawler Tractors	Aggregate	Aggregate	Diesel	0.697906713	0.844467122	1.004985666	5.523112154	9.004673	436.1535344	0.46412156	0.426991836	0.036171639	0.003559827	14150521.09	2996600.801	7022.22201	637625362.7
Statewide Totals	2000	Construction and Mining - Excavators	Aggregate	Aggregate	Diesel	0.945008065	1.143459758	1.360811613	5.053673928	12.0058405	784.166618	0.56334215	0.518274778	0.065117297	0.006400263	25441422.32	8122056.67	13656.09572	1280275178
Statewide Totals	2000	Construction and Mining - Graders	Aggregate	Aggregate	Diesel	0.505521064	0.611680487	0.727950332	3.070142428	6.460990416	294.8716965	0.344063888	0.316538777	0.024445562	0.002406703	9566787.449	2400280.443	4415.618425	449785905.5
Statewide Totals	2000	Construction and Mining - Misc - Bore/Drill Rigs	Aggregate	Aggregate	Diesel	0.004237653	0.005096964	0.006091694	0.012029951	0.017071459	2.56641E-05	0.001361936	0.001029018	3.13467E-06	3.11566E-07	1239.605161	0	87.90518529	0
Statewide Totals	2000	Construction and Mining - Misc - Cement And Mortar Mixers	Aggregate	Aggregate	Diesel	0.004210773	0.005064633	0.006053054	0.013861225	0.024433617	2.9029E-05	0.001857144	0.001403176	3.36077E-06	3.34039E-07	1329.016617	0	556.0299763	0
Statewide Totals	2000	Construction and Mining - Misc - Concrete/Industrial Saws	Aggregate	Aggregate	Diesel	0.004297499	0.005122471	0.006186817	0.012912187	0.012519245	0.838581645	0.00136607	0.00122376	9.84213E-05	7.22052E-06	28702.15467	19866.95	50.6514421	655609.35
Statewide Totals	2000	Construction and Mining - Misc - Dumpers/Tenders	Aggregate	Aggregate	Diesel	0.000478471	0.000575496	0.00068781	0.00132031	0.001802988	2.81873E-06	0.000145007	0.000109561	3.49035E-07	3.46918E-08	138.0258996	0	23.20976405	0
Statewide Totals	2000	Construction and Mining - Misc - Excavators	Aggregate	Aggregate	Diesel	0.003116446	0.003748397	0.004479941	0.008784486	0.01279214	2.03657E-05	0.000995312	0.000752014	2.29736E-06	2.28342E-07	908.4898718	0	36.88	0
Statewide Totals	2000	Construction and Mining - Misc - Other	Aggregate	Aggregate	Diesel	0.00763798	0.00918681	0.010979718	0.026624574	0.046947797	5.94816E-05	0.003498579	0.002643372	6.28753E-06	6.24939E-07	2486.401099	0	340.4001953	0
Statewide Totals	2000	Construction and Mining - Misc - Pavers	Aggregate	Aggregate	Diesel	0.000892656	0.001073668	0.001283207	0.00246335	0.003361706	5.26006E-06	0.000269489	0.000203614	6.51191E-07	6.4724E-08	257.5131951	0	14.27	0
Statewide Totals	2000	Construction and Mining - Misc - Paving Equipment	Aggregate	Aggregate	Diesel	0.001518741	0.001826711	0.002183214	0.004212502	0.005847937	9.18191E-06	0.000467108	0.000352926	1.1107E-06	1.10396E-07	439.224977	0	36.45253818	0
Statewide Totals	2000	Construction and Mining - Misc - Plate Compactors	Aggregate	Aggregate	Diesel	0.002584507	0.003108594	0.003715274	0.009236359	0.017083693	2.00527E-05	0.001278273	0.000965806	2.15681E-06	2.14373E-07	852.910093	0	321.9900099	0
Statewide Totals	2000	Construction and Mining - Misc - Rollers	Aggregate	Aggregate	Diesel	0.019995551	0.024050251	0.028743928	0.063467873	0.103310945	0.000140154	0.007911072	0.005977256	1.56561E-05	1.55612E-06	6191.209732	0	994.5975056	0
Statewide Totals	2000	Construction and Mining - Misc - Rubber Tired Loaders	Aggregate	Aggregate	Diesel	0.000548723	0.000659992	0.000788797	0.001525363	0.002135913	3.35414E-06	0.000171224	0.00012937	4.01735E-07	3.99298E-08	158.8657651	0	8.60426591	0
Statewide Totals	2000	Construction and Mining - Misc - Signal Boards	Aggregate	Aggregate	Diesel	0.03608732	0.043385414	0.051879955	0.13817642	0.244961465	0.370984454	0.017720327	0.013470826	7.34123E-05	6.08298E-06	24190.91758	7018.95	2828.192654	259701.15
Statewide Totals	2000	Construction and Mining - Misc - Skid Steer Loaders	Aggregate	Aggregate	Diesel	0.183914063	0.221208163	0.26437941	0.510651759	0.710018555	0.00111768	0.056249668	0.042499747	0.000134571	1.33754E-05	53215.89087	0	4037.731749	0
Statewide Totals	2000	Construction and Mining - Misc - Tractors/Loaders/Backhoes	Aggregate	Aggregate	Diesel	0.01619929	0.01948418	0.023286739	0.044736441	0.061264683	9.58178E-05	0.004927222	0.003722791	1.18217E-05	1.175E-06	4674.877188	0	266.4917206	0
Statewide Totals	2000	Construction and Mining - Misc - Trenchers	Aggregate	Aggregate	Diesel	0.019672067	0.023661167	0.028278914	0.058793258	0.089749958	0.000135336	0.006878373	0.005196995	1.49328E-05	1.48422E-06	5905.168905	0	457.4707407	0
Statewide Totals	2000	Construction and Mining - Off-Highway Tractors	Aggregate	Aggregate	Diesel	0.292305907	0.353690148	0.420920507	1.71261555	2.877981024	165.6389068	0.165177132	0.151962961	0.013729602	0.001351922	5373971.912	1902923.737	3106.786356	235278344.7
Statewide Totals	2000	Construction and Mining - Off-Highway Trucks	Aggregate	Aggregate	Diesel	1.432076271	1.732812288	2.062189831	13.79477132	19.75004609	995.5589835	0.926745454	0.852605818	0.082608503	0.008125619	32299814.81	4050019.44	3251.802492	1630961734
Statewide Totals	2000	Construction and Mining - Other	Aggregate	Aggregate	Diesel	0.350503291	0.424108982	0.504724739	2.477050007	4.236791722	222.1023288	0.218140448	0.200689212	0.018420996	0.001812769	7205865.457	1935542.715	4703.192795	333123332.9
Statewide Totals	2000	Construction and Mining - Pavers	Aggregate	Aggregate	Diesel	0.071769165	0.08684069	0.103347597	0.357019201	0.883988947	52.3039458	0.045891119	0.042219829	0.004340963	0.000426898	1696943.919	608609.2667	1670.143457	78821433.48
Statewide Totals	2000	Construction and Mining - Paving Equipment	Aggregate	Aggregate	Diesel	0.045090822	0.054559895	0.064930784	0.249337611	0.52856683	30.44060085	0.028252962	0.025992725	0.002525517	0.000248452	987611.7702	406238.2319	946.2917304	53455047.2
Statewide Totals	2000	Construction and Mining - Rollers	Aggregate	Aggregate	Diesel	0.247929332	0.299994492	0.357018238	1.121715037	2.238056882	135.6266207	0.13863881	0.127547705	0.011239598	0.001106966	4400256.342	2758119.652	8698.510218	221401052
Statewide Totals	2000	Construction and Mining - Rough Terrain Forklifts	Aggregate	Aggregate	Diesel	0.207626007	0.251227469	0.298981451	1.00028909	2.178813198	147.2603322	0.150205548	0.138189104	0.012220358	0.001201919	4777699.3	2282668.494	8771.018285	229416343.7
Statewide Totals	2000	Construction and Mining - Rubber Tired Dozers	Aggregate	Aggregate	Diesel	0.167347684	0.202490698	0.240980665	1.761564823	2.087675453	86.83738824	0.111419654	0.102506081	0.007194027	0.000708755	2817343.427	550478.8169	775.4676388	136553430.9
Statewide Totals	2000	Construction and Mining - Rubber Tired Loaders	Aggregate	Aggregate	Diesel	1.905908896	2.306149764	2.74450881	14.18684368	24.48054173	1197.714023	1.288235831	1.185176965	0.099333209	0.009775581	38858512.44	10284675.85	11367.79027	2083332316
Statewide Totals	2000	Construction and Mining - Scrapers	Aggregate	Aggregate	Diesel	1.23125293	1.489816045	1.773004219	13.39916573	16.90123283	779.5080347	0.807078714	0.742512416	0.064651498	0.00636224	25290279.71	2757446.39	6384.396804	1010978690
Statewide Totals	2000	Construction and Mining - Skid Steer Loaders	Aggregate	Aggregate	Diesel	0.235732375	0.285236173	0.33945462	1.055713941	2.034382234	142.7984095	0.156918342	0.144364875	0.011840782	0.001165501	4632937.131	3651240.919	11373.93502	238867761.5
Statewide Totals	2000	Construction and Mining - Surfacing Equipment	Aggregate	Aggregate	Diesel	0.018227091	0.022054781	0.026247012	0.113200064	0.266081408	16.40924671	0.011115084	0.010225877	0.001363045	0.00013393	532379.938	129506.4087	522.3038772	34098270.46
Statewide Totals	2000	Construction and Mining - Tractors/Loaders/Backhoes	Aggregate	Aggregate	Diesel	1.886480354	2.282641228	2.716531709	8.926370018	19.45970868	1094.037908	1.310447656	1.205611844	0.090695389	0.00892939	35494855.05	18925156.52	34303.6897	1847405958
Statewide Totals	2000	Construction and Mining - Trenchers	Aggregate	Aggregate	Diesel	0.089641341	0.108466023	0.129083531	0.388672957	0.694073852	45.08142838	0.045550989	0.04190691	0.003734015	0.000367949	1462617.295	689103.4963	2060.949652	54172752.47
Statewide Totals	2000	Industrial - Aerial Lifts	Aggregate	Aggregate	Diesel	0.120666099	0.14600598	0.173759183	0.520973861	0.911738935	69.38270886	0.070684715	0.065029938	0.005730058	0.000566292	2251045.577	2167296.558	7729.51162	136258460
Statewide Totals	2000	Industrial - Forklifts	Aggregate	Aggregate	Diesel	0.611370882	0.739758767	0.88037407	2.674289254	5.931071108	291.9599305	0.414097786	0.380969963	0.024083952	0.002382938	9472318.407	10131859.5	14497.44543	906745391
Statewide Totals	2000	Industrial - Misc - Aerial Lifts	Aggregate	Aggregate	Diesel	0.012930163	0.015552141	0.018587316	0.052911184	0.079746541	0.000113515	0.004902099	0.00370381	1.16547E-05	1.1584E-06	4608.85793	0	1180.025846	0
Statewide Totals	2000	Industrial - Misc - Other General Industrial Equipment	Aggregate	Aggregate	Diesel	0.011124555	0.013380392	0.015991728	0.056108631	0.086373474	0.000132131	0.005062945	0.003825337	1.13935E-05	1.13244E-06	4505.56932	0	341.3333489	0
Statewide Totals	2000	Industrial - Misc - Sweepers/Scrubbers	Aggregate	Aggregate	Diesel	0.004552858	0.005476087	0.006544808	0.022818877	0.035621892	5.24952E-05	0.002044632	0.001544835	4.64423E-06	4.61605E-07	1836.559635	0	217.1158836	0
Statewide Totals	2000	Industrial - Other General Industrial Equipment	Aggregate	Aggregate	Diesel	0.286162974	0.346257198	0.412074682	1.429122577	2.342410029	140.9900014	0.150521712	0.138479975	0.011632796	0.001150741	4574265.323	2858355.466	3691.376692	251966901.9
Statewide Totals	2000	Industrial - Other Material Handling Equipment	Aggregate	Aggregate	Diesel	0.130924654	0.158418831	0.188531502	0.90574655	1.592616299	82.66278532	0.087284492	0.080301733	0.006830269	0.000674683	2681903.033	781272.3396	1110.364141	130845036.8
Statewide Totals	2000	Light Commercial - Misc - Air Compressors	Aggregate	Aggregate	Diesel	0.118133348	0.140665445	0.170096962	0.353676736	0.306060673	25.18883893	0.036147251	0.033854897	0.002873251	0.000218411	868256.9851	759054	1084.913039	28084998
Statewide Totals	2000	Light Commercial - Misc - Generator Sets	Aggregate	Aggregate	Diesel	0.358886785	0.428720696	0.516480878	1.18387513	1.453284675	118.3380464	0.114137838	0.119589769	0.012032088	0.001003415	3990253.736	1527897.3	13330.42519	50420610.9
Statewide Totals	2000	Light Commercial - Misc - Pressure Washers	Aggregate	Aggregate	Diesel	0.001622658	0.001939889	0.002334909	0.00559167	0.00786976	0.612360852	0.000547343	0.000589983	6.14797E-05	5.06237E-06	20132.28045	15264.3	397.0478764	580043.4
Statewide Totals	2000	Light Commercial - Misc - Pumps	Aggregate	Aggregate	Diesel	0.220010418	0.262807689	0.316623856	0.680045318	0.823518206	65.35391068	0.069684173	0.073119162	0.006718648	0.000555752	2209980.165	797525	6941.190797	29508425
Statewide Totals	2000	Light Commercial - Misc - Welders	Aggregate	Aggregate	Diesel	0.546093882	0.650785586	0.786201321	1.650155317	1.592356426	130.8378364	0.169088485	0.163111483	0.014472754	0.001126538	4478787.589	2992956.2	7906.850602	137675985.2
Statewide Totals	2001	Construction and Mining - Bore/Drill Rigs	Aggregate	Aggregate	Diesel	0.081407502	0.098503077	0.117226803	0.480016084	1.192419001	79.33369016	0.050500703	0.046460647	0.006589039	0.000647511	2573894.207	447004.7227	1318.170965	98800666.93
Statewide Totals	2001	Construction and Mining - Cranes	Aggregate	Aggregate	Diesel	0.327308631	0.396043443	0.471324428	2.654426079	4.239311157	187.6726443	0.217237402	0.19985841	0.015550673	0.001531759	6088832.261	1765751.283	3969.870226	408126881.3
Statewide Totals	2001	Construction and Mining - Crawler Tractors	Aggregate	Aggregate	Diesel	0.705176831	0.853263965	1.015454636	5.394250973	9.169577582	463.557989	0.468571265	0.431085564	0.038438634	0.003783498	15039628.44	3188658.759	7312.64941	677764278.9
Statewide Totals	2001	Construction and Mining - Excavators	Aggregate	Aggregate	Diesel	0.979907234	1.185687753	1.411066417	5.001276653	12.45128194	834.5045849	0.581489684	0.534970509	0.069276147	0.006811114	27074582.21	8643762.222	14220.88909	1362966952
Statewide Totals	2001	Construction and Mining - Graders	Aggregate	Aggregate	Diesel	0.516415697	0.624862994	0.743638604	3.116595618	6.654925935	313.7682126	0.350715589	0.322658342	0.026007361	0.002560934	10179864.1	2554040.551	4598.241045	478662323
Statewide Totals	2001	Construction and Mining - Misc - Bore/Drill Rigs	Aggregate	Aggregate	Diesel	0.003839327	0.004617869	0.005519094	0.01117496	0.016440099	2.56316E-05	0.001259722	0.00095179	2.87574E-06	2.8583E-07	1137.210378	0	87.85562619	0
Statewide Totals	2001	Construction and Mining - Misc - Cement And Mortar Mixers	Aggregate	Aggregate	Diesel	0.00395538	0.004757453	0.005685923	0.013478862	0.023638742	2.95785E-05	0.001762834	0.001331919	3.21616E-06	3.19665E-07	1271.829155	0	566.7400254	0
Statewide Totals	2001	Construction and Mining - Misc - Concrete/Industrial Saws	Aggregate	Aggregate	Diesel	0.004251243	0.005066515	0.006120385	0.012859147	0.012577662	0.855003745	0.001363594	0.001223968	0.000100295	7.34453E-06	29195.09023	20253.85	51.94072982	668377.05
Statewide Totals	2001	Construction and Mining - Misc - Dumpers/Tenders	Aggregate	Aggregate	Diesel	0.000452723	0.000544527	0.000650798	0.001269233	0.001814395	2.88383E-06	0.00014077	0.000106359	3.32843E-07	3.30824E-08	131.622718	0	23.74576504	0
Statewide Totals	2001	Construction and Mining - Misc - Excavators	Aggregate	Aggregate	Diesel	0.002595947	0.003122355	0.003731717	0.007669381	0.012537801	2.07854E-05	0.000880431	0.000665214	1.95932E-06	1.94743E-07	774.8122992	0	37.64000193	0
Statewide Totals	2001	Construction and Mining - Misc - Other	Aggregate	Aggregate	Diesel	0.00632334	0.007605587	0.009089901	0.024360549	0.042085221	6.07783E-05	0.002923362	0.002208765	5.5049E-06	5.47151E-07	2176.911267	0	347.7999918	0
Statewide Totals	2001	Construction and Mining - Misc - Pavers	Aggregate	Aggregate	Diesel	0.000843882	0.001015004	0.001213093	0.002362702	0.003362727	5.34116E-06	0.000260978	0.000197184	6.20013E-07	6.16252E-08	245.1839615	0	14.49000074	0
Statewide Totals	2001	Construction and Mining - Misc - Paving Equipment	Aggregate	Aggregate	Diesel	0.001385823	0.001666843	0.001992144	0.003935438	0.005828663	9.37257E-06	0.000440694	0.000332969	1.02537E-06	1.01915E-07	405.4828915	0	37.20945659	0
Statewide Totals	2001	Construction and Mining - Misc - Plate Compactors	Aggregate	Aggregate	Diesel	0.002244506	0.002699646	0.003226515	0.008687782	0.015653293	2.04426E-05	0.001118776	0.000845298	1.95917E-06	1.94728E-07	774.7520344	0	328.2500303	0
Statewide Totals	2001	Construction and Mining - Misc - Rollers	Aggregate	Aggregate	Diesel	0.017169302	0.020650892	0.024681144	0.058144345	0.095591782	0.000142262	0.006873062	0.00519298	1.39148E-05	1.38304E-06	5502.598172	0	1010.771767	0
Statewide Totals	2001	Construction and Mining - Misc - Rubber Tired Loaders	Aggregate	Aggregate	Diesel	0.000441589	0.000531134	0.000634791	0.001267752	0.001934545	3.13564E-06	0.000143939	0.000108754	3.28513E-07	3.26521E-08	129.9104583	0	8.043751694	0
Statewide Totals	2001	Construction and Mining - Misc - Signal Boards	Aggregate	Aggregate	Diesel	0.026257255	0.031561947	0.037749089	0.121206093	0.202067889	0.378249488	0.013035826	0.009932087	6.83982E-05	5.56275E-06	22120.87214	7186.85	2883.702413	265913.45
Statewide Totals	2001	Construction and Mining - Misc - Skid Steer Loaders	Aggregate	Aggregate	Diesel	0.165557258	0.199128959	0.237991206	0.472099216	0.705661031	0.00114089	0.052497291	0.03966462	0.000122749	1.22004E-05	48541.10061	0	4121.578618	0
Statewide Totals	2001	Construction and Mining - Misc - Tractors/Loaders/Backhoes	Aggregate	Aggregate	Diesel	0.015141617	0.01821203	0.021766311	0.042559869	0.061310398	9.76406E-05	0.004740335	0.003581588	1.11464E-05	1.10787E-06	4407.820885	0	271.5612404	0
Statewide Totals	2001	Construction and Mining - Misc - Trenchers	Aggregate	Aggregate	Diesel	0.015242195	0.018333009	0.021910902	0.0491079	0.080872796	0.000132976	0.005561779	0.004202234	1.20302E-05	1.19572E-06	4757.340263	0	451.9606261	0
Statewide Totals	2001	Construction and Mining - Off-Highway Tractors	Aggregate	Aggregate	Diesel	0.302578377	0.366119836	0.435712862	1.713625578	2.982936447	176.2665081	0.170956899	0.157280347	0.014606861	0.001438664	5718772.732	2024914.84	3235.277863	250450079.6
Statewide Totals	2001	Construction and Mining - Off-Highway Trucks	Aggregate	Aggregate	Diesel	1.40776974	1.703401386	2.027188426	12.11941854	19.8652477	1060.053766	0.903139054	0.83088793	0.087955966	0.008652016	34392277.01	4309559.522	3386.291624	1735220732
Statewide Totals	2001	Construction and Mining - Other	Aggregate	Aggregate	Diesel	0.359928788	0.435513833	0.518297454	2.506869455	4.368851969	236.2680381	0.224305174	0.20636076	0.019591414	0.001928388	7665456.293	2059566.393	4897.709011	354552177.9
Statewide Totals	2001	Construction and Mining - Pavers	Aggregate	Aggregate	Diesel	0.075216559	0.091012036	0.108311845	0.372631022	0.92055381	55.67419754	0.048357007	0.044488447	0.004619116	0.000454405	1806288.025	647581.9062	1739.217807	83870799.36

Region	Calendar Year	Vehicle Category	Model Year	Horsepower Bin	Fuel	HC_tpd	ROG_tpd	TOG_tpd	CO_tpd	NOx_tpd	CO2_tpd	PM10_tpd	PM2.5_tpd	SOx_tpd	NH3_tpd	Fuel Consumption	Total_Activity_hpy	Total_Population	Horsepower_Hours_hhpy
Statewide Totals	2001	Construction and Mining - Paving Equipment	Aggregate	Aggregate	Diesel	0.047054317	0.056935724	0.067758217	0.25549513	0.550323742	32.38968218	0.029607231	0.027238652	0.00268638	0.00026436	1050847.568	432264.8791	985.4287794	56903055.43
Statewide Totals	2001	Construction and Mining - Rollers	Aggregate	Aggregate	Diesel	0.260425407	0.315114742	0.375012585	1.17493376	2.333220952	144.3147918	0.146457962	0.134741325	0.011955652	0.001177878	4682134.487	2934869.551	9058.266105	235596358.1
Statewide Totals	2001	Construction and Mining - Rough Terrain Forklifts	Aggregate	Aggregate	Diesel	0.221925375	0.268529703	0.319572539	1.066366912	2.299010248	156.7161838	0.162007548	0.149046944	0.012999498	0.001279096	5084483.992	2427849.642	9133.772985	244049646.2
Statewide Totals	2001	Construction and Mining - Rubber Tired Dozers	Aggregate	Aggregate	Diesel	0.171911656	0.208013104	0.247552785	1.800011294	2.158070317	92.4757108	0.11447958	0.105321214	0.007659721	0.000754774	3000272.593	585764.724	807.5396881	145532565
Statewide Totals	2001	Construction and Mining - Rubber Tired Loaders	Aggregate	Aggregate	Diesel	1.923991598	2.328029833	2.770547901	13.74863693	25.02562498	1275.612633	1.299927718	1.1959335	0.105779377	0.010411379	41385847.04	10943571.08	11837.94313	2219332818
Statewide Totals	2001	Construction and Mining - Scrapers	Aggregate	Aggregate	Diesel	1.261037794	1.525855731	1.815894424	13.52548731	17.45565533	829.2311959	0.825588242	0.759541183	0.068760686	0.006768074	26903492.92	2934067.837	6648.444817	1075304477
Statewide Totals	2001	Construction and Mining - Skid Steer Loaders	Aggregate	Aggregate	Diesel	0.250567259	0.303186383	0.360816853	1.121595853	2.116733187	151.9851596	0.168906621	0.155394091	0.012597506	0.001240482	4930991.122	3885423.763	11844.34202	254301300.6
Statewide Totals	2001	Construction and Mining - Surfacing Equipment	Aggregate	Aggregate	Diesel	0.018733873	0.022667986	0.026976777	0.112825016	0.27612611	17.46387111	0.011451236	0.010535137	0.001450237	0.000142538	566596.0652	137819.3941	543.9054951	36330994.7
Statewide Totals	2001	Construction and Mining - Tractors/Loaders/Backhoes	Aggregate	Aggregate	Diesel	1.979707957	2.395446628	2.850779458	9.3003326	20.23430722	1164.331858	1.389507425	1.278346831	0.096491038	0.00950312	37775464.85	20138758.66	35722.43314	1966441041
Statewide Totals	2001	Construction and Mining - Trenchers	Aggregate	Aggregate	Diesel	0.09448448	0.11432622	0.136057651	0.40640343	0.724549151	47.95545507	0.047974254	0.044136314	0.003970686	0.000391406	1555861.926	733209.7377	2146.187095	57642455.38
Statewide Totals	2001	Industrial - Aerial Lifts	Aggregate	Aggregate	Diesel	0.124103209	0.150164883	0.178708621	0.539870975	0.919583825	73.83592825	0.074984582	0.068985816	0.006110733	0.000602639	2395525.376	2306401.058	8049.935185	145003368.1
Statewide Totals	2001	Industrial - Forklifts	Aggregate	Aggregate	Diesel	0.635058891	0.768421259	0.914484804	2.784044031	6.139362396	310.6989167	0.434636329	0.399865423	0.025683274	0.002535883	10080284.18	10782156.87	15098.43077	965005425.9
Statewide Totals	2001	Industrial - Misc - Aerial Lifts	Aggregate	Aggregate	Diesel	0.012110646	0.014566444	0.017409246	0.049901507	0.077117266	0.000114401	0.00470404	0.003554165	1.0961E-05	1.08945E-06	4334.522658	0	1190.311947	0
Statewide Totals	2001	Industrial - Misc - Other General Industrial Equipment	Aggregate	Aggregate	Diesel	0.01007366	0.012116398	0.014481048	0.048075094	0.08063587	0.000134108	0.004675083	0.003532286	9.96639E-06	9.90593E-07	3941.203699	0	346.0786494	0
Statewide Totals	2001	Industrial - Misc - Sweepers/Scrubbers	Aggregate	Aggregate	Diesel	0.004038152	0.00485701	0.00580491	0.019745032	0.032226787	5.26342E-05	0.00188811	0.001426572	4.05605E-06	4.03144E-07	1603.963114	0	217.14805	0
Statewide Totals	2001	Industrial - Other General Industrial Equipment	Aggregate	Aggregate	Diesel	0.300547004	0.363661875	0.432787686	1.473961541	2.441921471	150.0392216	0.157942839	0.145307412	0.012404332	0.0012246	4867857.306	3041814.489	3844.401118	268080414.7
Statewide Totals	2001	Industrial - Other Material Handling Equipment	Aggregate	Aggregate	Diesel	0.133603487	0.16166022	0.192389022	0.877073712	1.627450382	87.96836541	0.089534484	0.082371726	0.007284195	0.000717986	2854036.736	831417.0686	1156.393807	139297625.3
Statewide Totals	2001	Light Commercial - Misc - Air Compressors	Aggregate	Aggregate	Diesel	0.117739686	0.140194236	0.169530617	0.353394032	0.305832921	25.49399205	0.036212646	0.033902026	0.002908	0.000220911	878196.3671	768284.85	1098.112788	28426539.45
Statewide Totals	2001	Light Commercial - Misc - Generator Sets	Aggregate	Aggregate	Diesel	0.353738963	0.42253484	0.509079659	1.174956419	1.447377133	119.7721992	0.113517117	0.1186826	0.012174058	0.001014858	4035757.36	1546362.65	13492.03348	51029967.45
Statewide Totals	2001	Light Commercial - Misc - Pressure Washers	Aggregate	Aggregate	Diesel	0.001597272	0.001909382	0.002298409	0.005553402	0.007810853	0.619720314	0.000543007	0.000583878	6.22007E-05	5.11541E-06	20343.24291	15454.1	401.8275694	587255.8
Statewide Totals	2001	Light Commercial - Misc - Pumps	Aggregate	Aggregate	Diesel	0.217272625	0.259518187	0.312687551	0.675960633	0.819507971	66.14563576	0.069319603	0.072584652	0.006798082	0.000562079	2235138.705	807292.4	7025.144385	29869818.8
Statewide Totals	2001	Light Commercial - Misc - Welders	Aggregate	Aggregate	Diesel	0.542946088	0.647009683	0.781674323	1.646303034	1.589447327	132.4212559	0.169096222	0.162954592	0.014646482	0.001139421	4530006.285	3029255.45	8002.386139	139345750.7
Statewide Totals	2002	Construction and Mining - Bore/Drill Rigs	Aggregate	Aggregate	Diesel	0.078504666	0.094990646	0.113046719	0.457426038	1.163221026	78.88530028	0.048906632	0.044994102	0.006537299	0.000643851	2559346.691	443561.4548	1311.568971	98089573.61
Statewide Totals	2002	Construction and Mining - Cranes	Aggregate	Aggregate	Diesel	0.305120842	0.369196219	0.439374013	2.454860968	4.014364806	186.2592209	0.201789106	0.185645977	0.015403168	0.001520223	6042975.295	1752093.501	3949.987327	405043049.2
Statewide Totals	2002	Construction and Mining - Crawler Tractors	Aggregate	Aggregate	Diesel	0.649565671	0.785974461	0.935374566	4.689749945	8.572984932	460.1529868	0.43141174	0.3968988	0.038081611	0.003755707	14929156.89	3164131.537	7276.024367	672531692.4
Statewide Totals	2002	Construction and Mining - Excavators	Aggregate	Aggregate	Diesel	0.937901701	1.134861058	1.35057845	4.610146184	11.98550862	827.9547775	0.554774354	0.510392405	0.068582649	0.006757656	26862080.93	8577162.822	14149.66447	1353058017
Statewide Totals	2002	Construction and Mining - Graders	Aggregate	Aggregate	Diesel	0.480267252	0.581123375	0.691584843	2.88647659	6.273521533	311.4000382	0.324426816	0.29847267	0.025760052	0.002541605	10103031.29	2534477.473	4575.210982	475498593.6
Statewide Totals	2002	Construction and Mining - Misc - Bore/Drill Rigs	Aggregate	Aggregate	Diesel	0.003444382	0.004142833	0.004951354	0.010324299	0.015827435	2.55747E-05	0.001156738	0.000873981	2.61863E-06	2.60274E-07	1035.534285	0	87.77215026	0
Statewide Totals	2002	Construction and Mining - Misc - Cement And Mortar Mixers	Aggregate	Aggregate	Diesel	0.003700107	0.004450412	0.005318963	0.013100334	0.022823427	3.01508E-05	0.001659824	0.001254089	3.07209E-06	3.05345E-07	1214.855103	0	577.7199041	0
Statewide Totals	2002	Construction and Mining - Misc - Concrete/Industrial Saws	Aggregate	Aggregate	Diesel	0.004204834	0.005010323	0.006053744	0.012804848	0.012622498	0.871422409	0.001360682	0.001224026	0.000102163	7.48199E-06	29741.48304	20691.85	53.06525053	682831.05
Statewide Totals	2002	Construction and Mining - Misc - Dumpers/Tenders	Aggregate	Aggregate	Diesel	0.000427349	0.000514006	0.00061432	0.001218945	0.001825931	2.9485E-06	0.000136616	0.000103221	3.16892E-07	3.14969E-08	125.3146108	0	24.2783164	0
Statewide Totals	2002	Construction and Mining - Misc - Excavators	Aggregate	Aggregate	Diesel	0.002098731	0.002524312	0.00301696	0.00660029	0.012271475	2.11444E-05	0.000769066	0.000581071	1.6359E-06	1.62597E-07	646.9155479	0	38.28999595	0
Statewide Totals	2002	Construction and Mining - Misc - Other	Aggregate	Aggregate	Diesel	0.005150463	0.006194876	0.007403871	0.022376356	0.037875743	6.21369E-05	0.002415361	0.00182494	4.81128E-06	4.7821E-07	1902.619699	0	355.5848953	0
Statewide Totals	2002	Construction and Mining - Misc - Pavers	Aggregate	Aggregate	Diesel	0.000798026	0.00095985	0.001147176	0.002269549	0.00337124	5.43331E-06	0.000253078	0.000191215	5.90892E-07	5.87307E-08	233.6678286	0	14.73999844	0
Statewide Totals	2002	Construction and Mining - Misc - Paving Equipment	Aggregate	Aggregate	Diesel	0.001248339	0.001501478	0.001794508	0.00364508	0.005787494	9.52888E-06	0.000412394	0.000311587	9.36625E-07	9.30943E-08	370.3877977	0	37.83000883	0
Statewide Totals	2002	Construction and Mining - Misc - Plate Compactors	Aggregate	Aggregate	Diesel	0.00192185	0.002311564	0.002762692	0.008171843	0.014297537	2.08337E-05	0.000965948	0.000729828	1.77221E-06	1.76146E-07	700.8187891	0	334.5299812	0
Statewide Totals	2002	Construction and Mining - Misc - Rollers	Aggregate	Aggregate	Diesel	0.014494358	0.017433525	0.020835873	0.053078501	0.088545367	0.000144221	0.005906577	0.004462748	1.22632E-05	1.21888E-06	4849.460425	0	1026.075659	0
Statewide Totals	2002	Construction and Mining - Misc - Rubber Tired Loaders	Aggregate	Aggregate	Diesel	0.000344949	0.000414898	0.000495869	0.001037588	0.001764127	2.96256E-06	0.000119411	9.02212E-05	2.62751E-07	2.61157E-08	103.9047379	0	7.599762964	0
Statewide Totals	2002	Construction and Mining - Misc - Signal Boards	Aggregate	Aggregate	Diesel	0.024268823	0.029170242	0.034890698	0.118861934	0.194703268	0.385513013	0.012100743	0.009226282	6.81965E-05	5.52823E-06	21983.27178	7332.85	2939.055047	271315.45
Statewide Totals	2002	Construction and Mining - Misc - Skid Steer Loaders	Aggregate	Aggregate	Diesel	0.147685191	0.177632797	0.21229983	0.434800338	0.702533928	0.001166043	0.048821312	0.036887215	0.000111271	1.10595E-05	44001.84048	0	4212.450132	0
Statewide Totals	2002	Construction and Mining - Misc - Tractors/Loaders/Backhoes	Aggregate	Aggregate	Diesel	0.013990851	0.016827916	0.020112076	0.040176838	0.061273122	9.94621E-05	0.00453191	0.003424109	1.04097E-05	1.03465E-06	4116.497088	0	276.6273422	0
Statewide Totals	2002	Construction and Mining - Misc - Trenchers	Aggregate	Aggregate	Diesel	0.011494043	0.013824806	0.01652287	0.040843075	0.076147081	0.000132217	0.004609798	0.003482959	9.56538E-06	9.50736E-07	3782.629164	0	451.2778668	0
Statewide Totals	2002	Construction and Mining - Off-Highway Tractors	Aggregate	Aggregate	Diesel	0.291040408	0.352158894	0.419098187	1.597255735	2.883388228	174.8339949	0.165041449	0.151838133	0.01445708	0.001426972	5672296.421	2009322.079	3219.074134	248384352.4
Statewide Totals	2002	Construction and Mining - Off-Highway Trucks	Aggregate	Aggregate	Diesel	1.333926101	1.614050582	1.920853585	10.99212203	19.13788654	1051.629961	0.852021477	0.783859759	0.087072035	0.008583262	34118975.94	4276341.889	3369.33155	1721087034
Statewide Totals	2002	Construction and Mining - Other	Aggregate	Aggregate	Diesel	0.338071882	0.409066978	0.486823511	2.285462337	4.14153883	234.3779157	0.21091876	0.194045259	0.019394838	0.001912961	7604133.353	2043716.078	4873.179078	351840316.7
Statewide Totals	2002	Construction and Mining - Pavers	Aggregate	Aggregate	Diesel	0.071992662	0.087111121	0.103669434	0.349780093	0.879438132	55.21801228	0.046554369	0.042830019	0.004571371	0.000450682	1791487.597	642621.5723	1730.50702	83245940.51
Statewide Totals	2002	Construction and Mining - Paving Equipment	Aggregate	Aggregate	Diesel	0.045363898	0.054890316	0.065324013	0.242083264	0.530448038	32.14136838	0.028675805	0.026381741	0.002659976	0.000262334	1042791.3	428903.0825	980.4933081	56470376.96
Statewide Totals	2002	Construction and Mining - Rollers	Aggregate	Aggregate	Diesel	0.253124471	0.30628061	0.364499238	1.140344377	2.242619743	143.232242	0.143421895	0.131948143	0.011839958	0.001169042	4647012.35	2912296.415	9012.898227	233862326.2
Statewide Totals	2002	Construction and Mining - Rough Terrain Forklifts	Aggregate	Aggregate	Diesel	0.220443298	0.26673639	0.317438349	1.057850717	2.249157125	155.5242943	0.162631219	0.149620722	0.012870728	0.001269368	5045814.45	2409286.561	9088.026935	242223793.3
Statewide Totals	2002	Construction and Mining - Rubber Tired Dozers	Aggregate	Aggregate	Diesel	0.157641203	0.190745856	0.227003333	1.572871632	2.006330676	91.8360089	0.104774153	0.096392221	0.007592664	0.000749553	2979518.17	581256.9703	803.4951655	144700932.1
Statewide Totals	2002	Construction and Mining - Rubber Tired Loaders	Aggregate	Aggregate	Diesel	1.795363047	2.172389287	2.585322787	12.18671473	23.72713991	1267.027262	1.213614718	1.116525541	0.104855556	0.010341306	41107304.12	10859643.53	11778.65338	2204424620
Statewide Totals	2002	Construction and Mining - Scrapers	Aggregate	Aggregate	Diesel	1.193435612	1.44405709	1.718547281	12.58748552	16.71922006	822.7339705	0.779716845	0.717339497	0.068079658	0.006715044	26692697.59	2911615.931	6615.14641	1067124643
Statewide Totals	2002	Construction and Mining - Skid Steer Loaders	Aggregate	Aggregate	Diesel	0.247816683	0.299858187	0.356856024	1.109598081	2.054193673	150.808241	0.169338999	0.155791879	0.012471254	0.001230877	4892807.293	3854224.081	11785.02022	252296454.7
Statewide Totals	2002	Construction and Mining - Surfacing Equipment	Aggregate	Aggregate	Diesel	0.017607313	0.021304849	0.025354531	0.104527488	0.263487447	17.288615	0.010771275	0.009909573	0.001432615	0.000141107	560910.0737	136750.3717	541.1813714	35985210.07
Statewide Totals	2002	Construction and Mining - Tractors/Loaders/Backhoes	Aggregate	Aggregate	Diesel	1.934886779	2.341213002	2.786236961	9.021089251	19.57744307	1154.953387	1.372379606	1.262589238	0.09550016	0.009426574	37471190.67	19983500.12	35543.5191	1951458262
Statewide Totals	2002	Construction and Mining - Trenchers	Aggregate	Aggregate	Diesel	0.09238874	0.111790375	0.133039785	0.394409912	0.703853285	47.56746862	0.047037518	0.043274516	0.003929807	0.000388239	1543274.133	727575.6732	2135.438023	57163764.87
Statewide Totals	2002	Industrial - Aerial Lifts	Aggregate	Aggregate	Diesel	0.120516378	0.145824818	0.173543585	0.526602602	0.877801703	73.26585579	0.074583394	0.068616722	0.006061597	0.000597986	2377030.003	2288593.796	8009.355675	143884784.9
Statewide Totals	2002	Industrial - Forklifts	Aggregate	Aggregate	Diesel	0.611779912	0.740253693	0.880963073	2.691179031	5.882247818	308.3000724	0.423740421	0.389841188	0.025478734	0.002516304	10002456.32	10698909.99	15022.31998	957589962.6
Statewide Totals	2002	Industrial - Misc - Aerial Lifts	Aggregate	Aggregate	Diesel	0.011406202	0.013719153	0.0163966	0.047000052	0.074516265	0.00011503	0.004527035	0.003420427	1.03242E-05	1.02615E-06	4082.691541	0	1197.725866	0
Statewide Totals	2002	Industrial - Misc - Other General Industrial Equipment	Aggregate	Aggregate	Diesel	0.009393385	0.011298175	0.013503139	0.041699753	0.077633637	0.00013486	0.00435037	0.003286946	8.89117E-06	8.83724E-07	3516.009456	0	347.547258	0
Statewide Totals	2002	Industrial - Misc - Sweepers/Scrubbers	Aggregate	Aggregate	Diesel	0.003629946	0.004366028	0.005218105	0.016785581	0.029857508	5.14611E-05	0.001713117	0.001294355	3.52228E-06	3.50091E-07	1392.883468	0	212.1992888	0
Statewide Totals	2002	Industrial - Other General Industrial Equipment	Aggregate	Aggregate	Diesel	0.290554798	0.351571305	0.418398909	1.364917641	2.353161408	148.8807987	0.152687801	0.140472777	0.01230522	0.001215145	4830273.551	3018329.247	3825.021593	265996403.5
Statewide Totals	2002	Industrial - Other Material Handling Equipment	Aggregate	Aggregate	Diesel	0.12710676	0.153799179	0.183033734	0.793964347	1.553092517	87.28917922	0.085288551	0.078465467	0.007226253	0.000712443	2832001.288	824997.8634	1150.564457	138213195.8
Statewide Totals	2002	Light Commercial - Misc - Air Compressors	Aggregate	Aggregate	Diesel	0.117371343	0.139753268	0.16900071	0.353180876	0.305709032	25.79830884	0.036288162	0.033959231	0.00294263	0.0002234	888090.26	777336.85	1111.102658	28761463.45
Statewide Totals	2002	Light Commercial - Misc - Generator Sets	Aggregate	Aggregate	Diesel	0.348743191	0.416531441	0.501897095	1.166276228	1.441747345	121.1961434	0.112929234	0.117814351	0.012315098	0.001026256	4081084.246	1564813.4	13652.34147	51638842.2
Statewide Totals	2002	Light Commercial - Misc - Pressure Washers	Aggregate	Aggregate	Diesel	0.001572473	0.001879579	0.002262756	0.005515716	0.007754082	0.627022446	0.000538824	0.000577964	6.29164E-05	5.16453E-06	20538.56978	15684.05	406.5871737	595993.9
Statewide Totals	2002	Light Commercial - Misc - Pumps	Aggregate	Aggregate	Diesel	0.214589294	0.256293926	0.308829591	0.671988682	0.815646037	66.93014363	0.068968601	0.072065068	0.006876849	0.000568377	2260183.857	816837.15	7108.577738	30222974.55
Statewide Totals	2002	Light Commercial - Misc - Welders	Aggregate	Aggregate	Diesel	0.539902286	0.643358057	0.777296968	1.64272527	1.586922426	133.9956182	0.16914146	0.162834872	0.014819229	0.001152225	4580910.097	3065255.4	8097.541896	141001748.4
Statewide Totals	2003	Construction and Mining - Bore/Drill Rigs	Aggregate	Aggregate	Diesel	0.078668443	0.095188816	0.113282557	0.460926211	1.175753978	81.17296744	0.049349075	0.045401149	0.006727266	0.000662523	2633567.532	456380.9906	1336.099533	101024012.5
Statewide Totals	2003	Construction and Mining - Cranes	Aggregate	Aggregate	Diesel	0.289690596	0.350525621	0.417154458	2.245832178	3.893444921	191.6589971	0.190613352	0.175364284	0.015855832	0.001564295	6218165.087	1802772.203	4023.864807	416829836.6
Statewide Totals	2003	Construction and Mining - Crawler Tractors	Aggregate	Aggregate	Diesel	0.623619576	0.754579687	0.898012189	4.317808937	8.373909274	472.9380158	0.414955329	0.381758903	0.039150482	0.003860057	15343953.07	3255672.485	7412.109447	692186587.8
Statewide Totals	2003	Construction and Mining - Excavators	Aggregate	Aggregate	Diesel	0.920786561	1.114151739	1.325932648	4.426438545	11.90784047	852.3446924	0.546886291	0.503135388	0.070613102	0.006956723	27653384.85	8825240.052	14414.30875	1393002672
Statewide Totals	2003	Construction and Mining - Graders	Aggregate	Aggregate	Diesel	0.455202962	0.550795584	0.655492265	2.746502383	6.074767052	320.3173127	0.305850696	0.28138264	0.026507467	0.002614387	10392342.44	2607758.629	4660.782157	489742099.3
Statewide Totals	2003	Construction and Mining - Misc - Bore/Drill Rigs	Aggregate	Aggregate	Diesel	0.003047337	0.003665276	0.004380596	0.00945045	0.015347628	2.54584E-05	0.001062547	0.000802813	2.35774E-06	2.34343E-07	932.365371	0	87.54844104	0
Statewide Totals	2003	Construction and Mining - Misc - Cement And Mortar Mixers	Aggregate	Aggregate	Diesel	0.003445875	0.00414463	0.004953503	0.01272458	0.021999266	3.07261E-05	0.001555033	0.001174915	2.92876E-06	2.91099E-07	1158.176854	0	588.6599273	0
Statewide Totals	2003	Construction and Mining - Misc - Concrete/Industrial Saws	Aggregate	Aggregate	Diesel	0.00415878	0.004954611	0.005987602	0.012751485	0.012681004	0.887840872	0.001358277	0.001224328	0.000104036	7.62161E-06	30296.46863	21067.8	54.18821036	695237.4
Statewide Totals	2003	Construction and Mining - Misc - Dumpers/Tenders	Aggregate	Aggregate	Diesel	0.00039902	0.000479934	0.000573598	0.001161663	0.001832413	3.00833E-06	0.000131693	9.95014E-05	2.98936E-07	2.97122E-08	118.2139619	0	24.7709678	0
Statewide Totals	2003	Construction and Mining - Misc - Excavators	Aggregate	Aggregate	Diesel	0.001662967	0.002000183	0.002390541	0.005670975	0.012077992	2.1542E-05	0.000672195	0.000507881	1.35344E-06	1.34523E-07	535.2178944	0	39.00999841	0
Statewide Totals	2003	Construction and Mining - Misc - Other	Aggregate	Aggregate	Diesel	0.004818236	0.005795277	0.006926286	0.021996102	0.037371521	6.35907E-05	0.002300605	0.001738235	4.63831E-06	4.61017E-07	1834.217458	0	363.9634097	0

Region	Calendar Year	Vehicle Category	Model Year	Horsepower Bin	Fuel	HC_tpd	ROG_tpd	TOG_tpd	CO_tpd	NOx_tpd	CO2_tpd	PM10_tpd	PM2.5_tpd	SOx_tpd	NH3_tpd	Fuel Consumption	Total_Activity_hpy	Total_Population	Horsepower_Hours_hhpy
Statewide Totals	2003	Construction and Mining - Misc - Pavers	Aggregate	Aggregate	Diesel	0.000754854	0.000907924	0.001085116	0.002183021	0.003385363	5.53284E-06	0.000245741	0.000185671	5.63627E-07	5.60207E-08	222.885996	0	15.00999939	0
Statewide Totals	2003	Construction and Mining - Misc - Paving Equipment	Aggregate	Aggregate	Diesel	0.001120106	0.00134724	0.001610169	0.003375622	0.005755911	9.68945E-06	0.000386013	0.000291654	8.54025E-07	8.48845E-08	337.7241006	0	38.46747984	0
Statewide Totals	2003	Construction and Mining - Misc - Plate Compactors	Aggregate	Aggregate	Diesel	0.00163993	0.001972474	0.002357424	0.007732181	0.013125131	2.1226E-05	0.000832029	0.000628644	1.61029E-06	1.60052E-07	636.7887183	0	340.8299869	0
Statewide Totals	2003	Construction and Mining - Misc - Rollers	Aggregate	Aggregate	Diesel	0.012852922	0.015459236	0.01847628	0.049916932	0.086263373	0.000146098	0.00543956	0.00410989	1.12429E-05	1.11747E-06	4445.995057	0	1040.807563	0
Statewide Totals	2003	Construction and Mining - Misc - Rubber Tired Loaders	Aggregate	Aggregate	Diesel	0.000282275	0.000339514	0.000405774	0.000897538	0.001702818	2.95039E-06	0.000104816	7.91941E-05	2.21297E-07	2.19955E-08	87.51196299	0	7.5685375	0
Statewide Totals	2003	Construction and Mining - Misc - Signal Boards	Aggregate	Aggregate	Diesel	0.024133093	0.029006918	0.034695599	0.119976173	0.195735214	0.392776445	0.012051461	0.009189773	6.9132E-05	5.60398E-06	22284.41686	7471.55	2994.38549	276447.35
Statewide Totals	2003	Construction and Mining - Misc - Skid Steer Loaders	Aggregate	Aggregate	Diesel	0.131255818	0.15787187	0.188682335	0.400618934	0.70021603	0.001190325	0.045452403	0.034341814	0.000100732	1.00121E-05	39834.46999	0	4300.166534	0
Statewide Totals	2003	Construction and Mining - Misc - Tractors/Loaders/Backhoes	Aggregate	Aggregate	Diesel	0.01281314	0.015411386	0.018419094	0.037736795	0.061170382	0.000101313	0.004295425	0.003245432	9.65557E-06	9.59699E-07	3818.28887	0	281.7758843	0
Statewide Totals	2003	Construction and Mining - Misc - Trenchers	Aggregate	Aggregate	Diesel	0.009632894	0.011586255	0.013847439	0.036861731	0.074773215	0.00013305	0.004180297	0.003158446	8.35737E-06	8.30667E-07	3304.917108	0	456.0421334	0
Statewide Totals	2003	Construction and Mining - Off-Highway Tractors	Aggregate	Aggregate	Diesel	0.288348452	0.348901627	0.415221771	1.512081256	2.859185658	179.7961013	0.163761954	0.150660997	0.014869947	0.001467472	5833286.497	2067450.373	3279.281184	255501491.8
Statewide Totals	2003	Construction and Mining - Off-Highway Trucks	Aggregate	Aggregate	Diesel	1.30858845	1.583392025	1.884367369	10.38427066	19.09532012	1081.543866	0.83330888	0.76664417	0.08956345	0.008827416	35089499.64	4400034.793	3432.348897	1769109464
Statewide Totals	2003	Construction and Mining - Other	Aggregate	Aggregate	Diesel	0.331349332	0.400932692	0.477143038	2.186300633	4.091057862	241.0843175	0.207413329	0.190820263	0.019953674	0.001967698	7821715.175	2102858.126	4964.323216	361727958.4
Statewide Totals	2003	Construction and Mining - Pavers	Aggregate	Aggregate	Diesel	0.070542156	0.085356009	0.101580705	0.340695264	0.864511317	56.80431434	0.046112248	0.042423268	0.004703518	0.000463629	1842953.42	661233.2428	1762.873073	85646059.27
Statewide Totals	2003	Construction and Mining - Paving Equipment	Aggregate	Aggregate	Diesel	0.044202331	0.053484821	0.063651357	0.221662279	0.518169928	33.0653445	0.028050474	0.025806436	0.002737034	0.000269875	1072768.687	441334.2384	998.8316896	58081527.51
Statewide Totals	2003	Construction and Mining - Rollers	Aggregate	Aggregate	Diesel	0.252476623	0.305496714	0.363566337	1.140352066	2.226933972	147.4054993	0.14475617	0.133175677	0.012186762	0.001203104	4782409.088	2996559.001	9181.46844	240669698.6
Statewide Totals	2003	Construction and Mining - Rough Terrain Forklifts	Aggregate	Aggregate	Diesel	0.226835843	0.27447137	0.326643614	1.088645756	2.2870867	160.0150985	0.169039781	0.155516599	0.013242005	0.001306022	5191513.645	2479585.414	9258.002297	249302980
Statewide Totals	2003	Construction and Mining - Rubber Tired Dozers	Aggregate	Aggregate	Diesel	0.156641493	0.189536207	0.22556375	1.53509617	2.00931879	94.48925877	0.104217064	0.095879699	0.00781331	0.000771209	3065599.939	598057.2833	818.5231119	148922794.8
Statewide Totals	2003	Construction and Mining - Rubber Tired Loaders	Aggregate	Aggregate	Diesel	1.741051169	2.106671914	2.507113683	11.48133057	23.38858512	1304.006499	1.180392682	1.085961268	0.107941693	0.010643126	42307054.74	11173683.25	11998.95212	2266571881
Statewide Totals	2003	Construction and Mining - Scrapers	Aggregate	Aggregate	Diesel	1.142924132	1.3829382	1.645810751	11.78741099	16.34864873	846.359663	0.74559248	0.685945081	0.070055599	0.006907874	27459207.17	2995799.283	6738.870945	1098433979
Statewide Totals	2003	Construction and Mining - Skid Steer Loaders	Aggregate	Aggregate	Diesel	0.255269819	0.308876481	0.36758854	1.14170498	2.081375932	155.1065197	0.176318298	0.162212834	0.012826249	0.001265959	5032260.213	3966980.821	12005.43804	259588391.1
Statewide Totals	2003	Construction and Mining - Surfacing Equipment	Aggregate	Aggregate	Diesel	0.017134023	0.020732168	0.024672993	0.096421018	0.259472596	17.77816763	0.010463803	0.009626699	0.001473404	0.000145103	576793.0695	140683.8148	551.3032053	37043789.22
Statewide Totals	2003	Construction and Mining - Tractors/Loaders/Backhoes	Aggregate	Aggregate	Diesel	1.926525985	2.331096441	2.774197418	8.978446423	19.31019277	1187.919355	1.386488687	1.275569592	0.098240505	0.009695638	38540735.21	20560796.93	36208.29734	2007894927
Statewide Totals	2003	Construction and Mining - Trenchers	Aggregate	Aggregate	Diesel	0.092592265	0.112036641	0.133332862	0.391866079	0.702185881	48.9369858	0.047339074	0.043551948	0.004043503	0.000399417	1587706.61	748590.7584	2175.377589	58841378.54
Statewide Totals	2003	Industrial - Aerial Lifts	Aggregate	Aggregate	Diesel	0.124676059	0.150858031	0.179533525	0.543612117	0.891939096	75.38899505	0.077711812	0.071494867	0.006235123	0.000615315	2445912.918	2354913.957	8159.576244	148054867.4
Statewide Totals	2003	Industrial - Forklifts	Aggregate	Aggregate	Diesel	0.61033596	0.738506511	0.878883782	2.694773076	5.817300683	317.2341656	0.428259124	0.393998394	0.026214049	0.002589223	10292313.13	11008949.04	15304.07317	985358449.3
Statewide Totals	2003	Industrial - Misc - Aerial Lifts	Aggregate	Aggregate	Diesel	0.010700021	0.012869769	0.015381451	0.044322599	0.072209473	0.000115745	0.004359798	0.00329407	9.71555E-06	9.65662E-07	3842.015395	0	1205.776466	0
Statewide Totals	2003	Industrial - Misc - Other General Industrial Equipment	Aggregate	Aggregate	Diesel	0.008965989	0.010784112	0.012888749	0.037353101	0.075839745	0.000135072	0.004124284	0.003116124	8.17168E-06	8.1221E-07	3231.485147	0	347.3891073	0
Statewide Totals	2003	Industrial - Misc - Sweepers/Scrubbers	Aggregate	Aggregate	Diesel	0.003392896	0.004080906	0.00487734	0.015117413	0.028454346	5.00057E-05	0.001600633	0.001209367	3.21874E-06	3.19922E-07	1272.850186	0	205.9208732	0
Statewide Totals	2003	Industrial - Other General Industrial Equipment	Aggregate	Aggregate	Diesel	0.288413791	0.348980687	0.415315859	1.332495964	2.340480868	153.1951504	0.152257965	0.140077328	0.012660699	0.001250358	4970247.941	3105796.093	3896.762311	273691552.5
Statewide Totals	2003	Industrial - Other Material Handling Equipment	Aggregate	Aggregate	Diesel	0.12486659	0.151088574	0.179807889	0.729371119	1.530490894	89.81869425	0.084146268	0.077414567	0.007434933	0.000733088	2914068.617	848905.1165	1172.144026	142150483.4
Statewide Totals	2003	Light Commercial - Misc - Air Compressors	Aggregate	Aggregate	Diesel	0.117072512	0.139395066	0.168570901	0.35317296	0.305915139	26.12682365	0.036391216	0.034042286	0.002980077	0.000226099	898821.5836	787148.05	1125.412373	29124477.85
Statewide Totals	2003	Light Commercial - Misc - Generator Sets	Aggregate	Aggregate	Diesel	0.344068467	0.410912021	0.49517648	1.158490146	1.437492845	122.7298692	0.112444504	0.117056439	0.012467543	0.001038574	4130066.996	1584611	13825.12905	52292163
Statewide Totals	2003	Light Commercial - Misc - Pressure Washers	Aggregate	Aggregate	Diesel	0.001549217	0.001851623	0.002229322	0.005482361	0.007703949	0.634881109	0.000535159	0.000572615	6.36893E-05	5.22138E-06	20764.67763	15881.15	411.6768572	603483.7
Statewide Totals	2003	Light Commercial - Misc - Pumps	Aggregate	Aggregate	Diesel	0.212076943	0.253274048	0.305217667	0.668553447	0.81260667	67.77984718	0.068675313	0.071606295	0.006962367	0.000575215	2287374.418	827181.25	7199.04062	30605706.25
Statewide Totals	2003	Light Commercial - Misc - Welders	Aggregate	Aggregate	Diesel	0.537195178	0.64010779	0.77340433	1.640192295	1.586001823	135.6922801	0.169316531	0.162840175	0.015005865	0.001166073	4635966.479	3104098.7	8199.867206	142788540.2
Statewide Totals	2004	Construction and Mining - Bore/Drill Rigs	Aggregate	Aggregate	Diesel	0.078281731	0.094720894	0.112725692	0.46315856	1.201977716	86.77657064	0.049536116	0.045573227	0.00719574	0.000708259	2815370.267	487102.8389	1393.551825	108048539.8
Statewide Totals	2004	Construction and Mining - Cranes	Aggregate	Aggregate	Diesel	0.285370746	0.345298603	0.410933874	2.149110512	3.912775881	204.558907	0.18757941	0.172573057	0.016935347	0.001669582	6636688.458	1924075.458	4196.891031	444976894.8
Statewide Totals	2004	Construction and Mining - Crawler Tractors	Aggregate	Aggregate	Diesel	0.603485078	0.730216945	0.869018513	4.083817914	8.338390586	504.9819431	0.405113384	0.372704313	0.041834499	0.004121595	16383583.01	3474667.371	7730.830224	739570388.3
Statewide Totals	2004	Construction and Mining - Excavators	Aggregate	Aggregate	Diesel	0.892631663	1.080084312	1.285389594	4.32877287	12.00964964	909.7897281	0.538546854	0.495463106	0.075422735	0.007425581	29517125.78	9419131.738	15034.12416	1486576645
Statewide Totals	2004	Construction and Mining - Graders	Aggregate	Aggregate	Diesel	0.429254007	0.519397348	0.61812577	2.607221059	5.93688916	342.1085507	0.28828618	0.265223286	0.02833598	0.002792244	11099335.16	2783170.482	4861.195834	523704729.8
Statewide Totals	2004	Construction and Mining - Misc - Bore/Drill Rigs	Aggregate	Aggregate	Diesel	0.002677891	0.003220912	0.003849511	0.008638074	0.014970912	2.54234E-05	0.000977066	0.000738227	2.11508E-06	2.10225E-07	836.4071159	0	87.53414902	0
Statewide Totals	2004	Construction and Mining - Misc - Cement And Mortar Mixers	Aggregate	Aggregate	Diesel	0.003201354	0.003850524	0.004601996	0.012366141	0.021211758	3.12922E-05	0.001453608	0.001098282	2.79129E-06	2.77436E-07	1103.814396	0	599.5399946	0
Statewide Totals	2004	Construction and Mining - Misc - Concrete/Industrial Saws	Aggregate	Aggregate	Diesel	0.004023473	0.004792665	0.00579294	0.012575847	0.012678374	0.904259447	0.001337181	0.001207521	0.000105907	7.74828E-06	30799.95156	21480.25	55.24194602	708848.25
Statewide Totals	2004	Construction and Mining - Misc - Dumpers/Tenders	Aggregate	Aggregate	Diesel	0.000367405	0.000441907	0.00052815	0.001095871	0.00182812	3.05489E-06	0.000125306	9.46757E-05	2.78654E-07	2.76964E-08	110.1937442	0	25.15432563	0
Statewide Totals	2004	Construction and Mining - Misc - Excavators	Aggregate	Aggregate	Diesel	0.001543555	0.001856558	0.002218886	0.005441385	0.012158767	2.1923E-05	0.000649219	0.000490521	1.27929E-06	1.27153E-07	505.8953734	0	39.70000244	0
Statewide Totals	2004	Construction and Mining - Misc - Other	Aggregate	Aggregate	Diesel	0.00464387	0.005585555	0.006675636	0.021874834	0.037428369	6.48468E-05	0.002253847	0.001702907	4.55765E-06	4.53E-07	1802.322098	0	371.1407856	0
Statewide Totals	2004	Construction and Mining - Misc - Pavers	Aggregate	Aggregate	Diesel	0.000711536	0.000855821	0.001022844	0.002097863	0.003408325	5.6508E-06	0.000238574	0.000180256	5.36486E-07	5.3323E-08	212.1528294	0	15.33000094	0
Statewide Totals	2004	Construction and Mining - Misc - Paving Equipment	Aggregate	Aggregate	Diesel	0.000997307	0.001199543	0.001433646	0.003117977	0.005727464	9.84743E-06	0.000360693	0.000272524	7.74979E-07	7.70278E-08	306.4650323	0	39.09470769	0
Statewide Totals	2004	Construction and Mining - Misc - Plate Compactors	Aggregate	Aggregate	Diesel	0.001569459	0.001887715	0.002256123	0.007688977	0.012913337	2.16271E-05	0.000799238	0.000603868	1.57843E-06	1.56886E-07	624.1903297	0	347.2700383	0
Statewide Totals	2004	Construction and Mining - Misc - Rollers	Aggregate	Aggregate	Diesel	0.011543125	0.013883838	0.016593428	0.047433586	0.085280663	0.0001482	0.00511191	0.003862332	1.04339E-05	1.03706E-06	4126.076221	0	1056.958723	0
Statewide Totals	2004	Construction and Mining - Misc - Rubber Tired Loaders	Aggregate	Aggregate	Diesel	0.000230189	0.000276866	0.0003309	0.000785253	0.001673306	2.98483E-06	9.30845E-05	7.03306E-05	1.8738E-07	1.86243E-08	74.09917672	0	7.656891305	0
Statewide Totals	2004	Construction and Mining - Misc - Signal Boards	Aggregate	Aggregate	Diesel	0.0245197	0.029472307	0.035251274	0.122087197	0.199275289	0.40003993	0.012261723	0.009348162	7.041E-05	5.71194E-06	22713.70622	7599.3	3049.728296	281174.1
Statewide Totals	2004	Construction and Mining - Misc - Skid Steer Loaders	Aggregate	Aggregate	Diesel	0.123051502	0.14800388	0.176888499	0.384555941	0.704621846	0.001213369	0.04398972	0.033236676	9.56E-05	9.50201E-06	37805.01545	0	4383.419608	0
Statewide Totals	2004	Construction and Mining - Misc - Tractors/Loaders/Backhoes	Aggregate	Aggregate	Diesel	0.011628102	0.013986048	0.016715584	0.03529048	0.061102616	0.000103273	0.004054022	0.00306304	8.89793E-06	8.84395E-07	3518.682787	0	287.225301	0
Statewide Totals	2004	Construction and Mining - Misc - Trenchers	Aggregate	Aggregate	Diesel	0.009212621	0.011080754	0.013243289	0.036167164	0.075375977	0.00013501	0.004111134	0.00310619	8.11106E-06	8.06186E-07	3207.515066	0	463.2471646	0
Statewide Totals	2004	Construction and Mining - Off-Highway Tractors	Aggregate	Aggregate	Diesel	0.287117706	0.347412424	0.413449496	1.469714516	2.89244636	191.8509091	0.164656419	0.151483905	0.015878001	0.001565861	6224391.461	2206519.525	3420.290305	272749587.8
Statewide Totals	2004	Construction and Mining - Off-Highway Trucks	Aggregate	Aggregate	Diesel	1.266302165	1.53222562	1.823475118	9.391538554	19.10389336	1154.570984	0.801161161	0.737068268	0.095679388	0.009423453	37458784.05	4696022.636	3579.939932	1889982877
Statewide Totals	2004	Construction and Mining - Other	Aggregate	Aggregate	Diesel	0.33194156	0.401649287	0.477995846	2.165379735	4.16047559	257.4369671	0.209626616	0.192856487	0.021320439	0.002101166	8352258.883	2244313.891	5177.789161	386061507.8
Statewide Totals	2004	Construction and Mining - Pavers	Aggregate	Aggregate	Diesel	0.073041338	0.08838002	0.105179527	0.357014252	0.898583889	60.60854228	0.048248749	0.044388849	0.005020862	0.000494679	1966377.406	705666.8794	1838.676632	91365865.52
Statewide Totals	2004	Construction and Mining - Paving Equipment	Aggregate	Aggregate	Diesel	0.045342928	0.054864943	0.065293817	0.231056995	0.53834604	35.28928777	0.029173963	0.026840046	0.002922635	0.000288026	1144922.078	471028.63	1041.781462	62002848.38
Statewide Totals	2004	Construction and Mining - Rollers	Aggregate	Aggregate	Diesel	0.251755635	0.304624318	0.362528114	1.180157409	2.251347514	157.3769967	0.147358653	0.135569961	0.013020485	0.00128449	5105923.339	3198043.071	9576.27167	256999313.8
Statewide Totals	2004	Construction and Mining - Rough Terrain Forklifts	Aggregate	Aggregate	Diesel	0.233283215	0.28227269	0.335927829	1.157994767	2.37047473	170.8205484	0.176865059	0.162715854	0.014143517	0.001394214	5542084.568	2646306.871	9656.096483	266177416.9
Statewide Totals	2004	Construction and Mining - Rubber Tired Dozers	Aggregate	Aggregate	Diesel	0.15931439	0.192770412	0.229412721	1.543502138	2.06783625	101.0037726	0.106054985	0.097570586	0.008357093	0.000824379	3276956.165	638315.5908	853.7196134	159061800.9
Statewide Totals	2004	Construction and Mining - Rubber Tired Loaders	Aggregate	Aggregate	Diesel	1.665189329	2.014879088	2.397872634	10.55569415	23.12523031	1392.738127	1.13682209	1.045876323	0.115379166	0.011367341	45185854.72	11925275.56	12514.90717	2419495804
Statewide Totals	2004	Construction and Mining - Scrapers	Aggregate	Aggregate	Diesel	1.101962886	1.333375092	1.586826556	11.03134087	16.22656486	903.1442997	0.720267166	0.662645793	0.074813571	0.007371342	29301522.17	3197241.922	7028.642459	1173100552
Statewide Totals	2004	Construction and Mining - Skid Steer Loaders	Aggregate	Aggregate	Diesel	0.257310439	0.311345632	0.370527033	1.1981078	2.134100635	165.570561	0.182834241	0.168207502	0.013700412	0.001351365	5371754.507	4233707.317	12521.67198	277134576.9
Statewide Totals	2004	Construction and Mining - Surfacing Equipment	Aggregate	Aggregate	Diesel	0.016595994	0.020081153	0.023898231	0.08987165	0.25970554	18.98397588	0.010237124	0.009418154	0.001574344	0.000154945	615914.1904	150163.7348	575.0092483	39530429.25
Statewide Totals	2004	Construction and Mining - Tractors/Loaders/Backhoes	Aggregate	Aggregate	Diesel	1.930605435	2.336032576	2.780071826	9.255767427	19.56167821	1267.977987	1.413262982	1.300201944	0.104931732	0.010349066	41138149.37	21944372.02	37765.25447	2144229322
Statewide Totals	2004	Construction and Mining - Trenchers	Aggregate	Aggregate	Diesel	0.09323466	0.112813939	0.134257911	0.404467356	0.730822488	52.24645852	0.04901229	0.045091307	0.004319971	0.000426429	1695078.807	798970.0337	2268.918846	62820449.53
Statewide Totals	2004	Industrial - Aerial Lifts	Aggregate	Aggregate	Diesel	0.12858645	0.155589605	0.185164488	0.576409337	0.937963735	80.4675901	0.081162984	0.074669945	0.006656697	0.000656766	2610682.342	2513553.217	8511.204627	158033736.6
Statewide Totals	2004	Industrial - Forklifts	Aggregate	Aggregate	Diesel	0.598982129	0.724768376	0.862534266	2.745590242	5.792534258	338.60471	0.429506559	0.395146034	0.02799552	0.002763646	10985656.91	11750569.14	15963.58615	1051731824
Statewide Totals	2004	Industrial - Misc - Aerial Lifts	Aggregate	Aggregate	Diesel	0.010238604	0.012314785	0.014718156	0.042927797	0.070978678	0.000116515	0.004268873	0.003225373	9.3636E-06	9.3068E-07	3702.831124	0	1214.419023	0
Statewide Totals	2004	Industrial - Misc - Other General Industrial Equipment	Aggregate	Aggregate	Diesel	0.008823109	0.010612261	0.012683363	0.036083149	0.075105493	0.000134572	0.004049117	0.003059332	7.95469E-06	7.90643E-07	3145.677732	0	345.7461073	0
Statewide Totals	2004	Industrial - Misc - Sweepers/Scrubbers	Aggregate	Aggregate	Diesel	0.00313334	0.003768718	0.004504226	0.013590294	0.026562152	4.71364E-05	0.001473449	0.001113272	2.92485E-06	2.90711E-07	1156.630649	0	193.4275815	0
Statewide Totals	2004	Industrial - Other General Industrial Equipment	Aggregate	Aggregate	Diesel	0.285434114	0.345375278	0.411025124	1.29989826	2.36383061	163.515173	0.152486083	0.140287196	0.013520312	0.001334589	5305069.708	3315018.681	4064.689197	292028991.6
Statewide Totals	2004	Industrial - Other Material Handling Equipment	Aggregate	Aggregate	Diesel	0.121508699	0.147025526	0.174972526	0.692631605	1.529705622	95.86934893	0.082867801	0.076238377	0.007939362	0.000782473	3110375.445	906091.783	1222.656344	151651397.4
Statewide Totals	2004	Light Commercial - Misc - Air Compressors	Aggregate	Aggregate	Diesel	0.114661148	0.13652281	0.165099029	0.350562226	0.304964044	26.45272282	0.036062617	0.033728228	0.003017256	0.00022865	908960.2244	796941	1139.372221	29486817
Statewide Totals	2004	Light Commercial - Misc - Generator Sets	Aggregate	Aggregate	Diesel	0.333859024	0.398707228	0.480485573	1.14395261	1.430197984	124.256235	0.110814075	0.115253225	0.012619295	0.001050473	4177384.008	1604364.8	13996.99657	52944038.4
Statewide Totals	2004	Light Commercial - Misc - Pressure Washers	Aggregate	Aggregate	Diesel	0.001500414	0.001793277	0.002159098	0.005419047	0.007643042	0.642878738	0.000526243	0.000562558	6.44737E-05	5.27871E-06	20992.67735	16092.85	417.0463584	611528.3

Region	Calendar Year	Vehicle Category	Model Year	Horsepower Bin	Fuel	HC_tpd	ROG_tpd	TOG_tpd	CO_tpd	NOx_tpd	CO2_tpd	PM10_tpd	PM2.5_tpd	SOx_tpd	NH3_tpd	Fuel Consumption	Total_Activity_hpy	Total_Population	Horsepower_Hours_hhpy
Statewide Totals	2004	Light Commercial - Misc - Pumps	Aggregate	Aggregate	Diesel	0.206282992	0.246349292	0.296880141	0.661089219	0.807738511	68.62077231	0.067704269	0.070527083	0.007047097	0.000581779	2313478.373	837466.95	7288.043646	30986277.15
Statewide Totals	2004	Light Commercial - Misc - Welders	Aggregate	Aggregate	Diesel	0.524940031	0.625495217	0.755762389	1.625939049	1.579864262	137.3817702	0.167533628	0.161047948	0.015191692	0.001179243	4688326.453	3142737.6	8302.092578	144565929.6
Statewide Totals	2005	Construction and Mining - Bore/Drill Rigs	Aggregate	Aggregate	Diesel	0.072572643	0.087812898	0.104504606	0.450235511	1.186030416	92.03292399	0.047300758	0.043516698	0.007651352	0.00075116	2985906.863	518530.8255	1450.701943	114537898.9
Statewide Totals	2005	Construction and Mining - Cranes	Aggregate	Aggregate	Diesel	0.282301404	0.341584699	0.406514022	2.095471975	3.946479339	217.6484418	0.187278892	0.17229658	0.018064732	0.001776417	7061363.997	2048351.024	4369.00721	473390833
Statewide Totals	2005	Construction and Mining - Crawler Tractors	Aggregate	Aggregate	Diesel	0.5583476	0.675600596	0.804020545	3.756193117	8.104489288	537.7565058	0.381094577	0.35060701	0.044671204	0.004389096	17446917.6	3699040.625	8047.874661	786983104.6
Statewide Totals	2005	Construction and Mining - Excavators	Aggregate	Aggregate	Diesel	0.807388296	0.976939839	1.162639147	4.251090573	11.7525646	969.0938366	0.510015404	0.469214171	0.080555983	0.007909614	31441182.26	10027024.74	15650.6796	1583792218
Statewide Totals	2005	Construction and Mining - Graders	Aggregate	Aggregate	Diesel	0.382572404	0.462912608	0.550904261	2.391025165	5.645329819	366.1683139	0.259940603	0.239145354	0.030416801	0.002988617	11879927.68	2962840.856	5060.555418	560741886.9
Statewide Totals	2005	Construction and Mining - Misc - Bore/Drill Rigs	Aggregate	Aggregate	Diesel	0.002298557	0.002764658	0.00330421	0.007887759	0.0141876	2.5484E-05	0.000891953	0.00067392	1.87673E-06	1.86535E-07	742.1523451	0	87.86634406	0
Statewide Totals	2005	Construction and Mining - Misc - Cement And Mortar Mixers	Aggregate	Aggregate	Diesel	0.002933175	0.003527964	0.004216483	0.012063931	0.019853863	3.18544E-05	0.001337857	0.001010825	2.65222E-06	2.63613E-07	1048.820705	0	610.3499077	0
Statewide Totals	2005	Construction and Mining - Misc - Concrete/Industrial Saws	Aggregate	Aggregate	Diesel	0.00385768	0.004594548	0.005554356	0.012378353	0.012577877	0.920678329	0.001312439	0.00118678	0.000107786	7.88579E-06	31346.5705	21867.15	56.25376103	721615.95
Statewide Totals	2005	Construction and Mining - Misc - Dumpers/Tenders	Aggregate	Aggregate	Diesel	0.000334358	0.000402159	0.000480645	0.001034594	0.001787552	3.11872E-06	0.000119252	9.01018E-05	2.58422E-07	2.56854E-08	102.1927357	0	25.67993074	0
Statewide Totals	2005	Construction and Mining - Misc - Excavators	Aggregate	Aggregate	Diesel	0.001445974	0.001739187	0.002078611	0.005351572	0.011658771	2.23427E-05	0.000641146	0.000484422	1.2313E-06	1.22383E-07	486.9182466	0	40.45999698	0
Statewide Totals	2005	Construction and Mining - Misc - Other	Aggregate	Aggregate	Diesel	0.004334778	0.005213783	0.006231315	0.021993376	0.034682237	6.61356E-05	0.002134014	0.001612366	4.45756E-06	4.43051E-07	1762.738305	0	378.4584897	0
Statewide Totals	2005	Construction and Mining - Misc - Pavers	Aggregate	Aggregate	Diesel	0.000658556	0.000792098	0.000946684	0.002002548	0.003354121	5.77981E-06	0.000229663	0.000173523	5.04427E-07	5.01367E-08	199.4752444	0	15.67999883	0
Statewide Totals	2005	Construction and Mining - Misc - Paving Equipment	Aggregate	Aggregate	Diesel	0.000880115	0.001058584	0.00126518	0.00290098	0.005561067	1.0055E-05	0.000339619	0.000256601	7.03265E-07	6.98999E-08	278.1059587	0	39.91886674	0
Statewide Totals	2005	Construction and Mining - Misc - Plate Compactors	Aggregate	Aggregate	Diesel	0.001463457	0.001760218	0.002103743	0.007710733	0.011961856	2.20113E-05	0.000746958	0.000564368	1.54166E-06	1.53231E-07	609.6508416	0	353.4399551	0
Statewide Totals	2005	Construction and Mining - Misc - Rollers	Aggregate	Aggregate	Diesel	0.010270091	0.012352661	0.014763423	0.04592541	0.079896843	0.000150533	0.004764977	0.003600206	9.76424E-06	9.70501E-07	3861.264704	0	1074.294471	0
Statewide Totals	2005	Construction and Mining - Misc - Rubber Tired Loaders	Aggregate	Aggregate	Diesel	0.000213721	0.00025706	0.000307228	0.000768367	0.001632807	3.0834E-06	9.16333E-05	6.9234E-05	1.79061E-07	1.77975E-08	70.80948896	0	7.90976394	0
Statewide Totals	2005	Construction and Mining - Misc - Signal Boards	Aggregate	Aggregate	Diesel	0.022736306	0.027327815	0.032687512	0.124190452	0.175901021	0.407303568	0.011364836	0.008669693	7.08826E-05	5.73433E-06	22802.61079	7730.7	3105.149273	286035.9
Statewide Totals	2005	Construction and Mining - Misc - Skid Steer Loaders	Aggregate	Aggregate	Diesel	0.11522344	0.138588451	0.165635541	0.372137219	0.685018272	0.001232456	0.042893778	0.032408633	9.10778E-05	9.05252E-06	36016.63435	0	4452.373864	0
Statewide Totals	2005	Construction and Mining - Misc - Tractors/Loaders/Backhoes	Aggregate	Aggregate	Diesel	0.010400175	0.01250912	0.014950415	0.032979817	0.059426053	0.000105285	0.003825276	0.00289021	8.14174E-06	8.09235E-07	3219.650604	0	292.8233688	0
Statewide Totals	2005	Construction and Mining - Misc - Trenchers	Aggregate	Aggregate	Diesel	0.008808741	0.010594979	0.012662704	0.036399452	0.071150274	0.000137529	0.00404191	0.003053888	7.9903E-06	7.94183E-07	3159.761291	0	471.6937369	0
Statewide Totals	2005	Construction and Mining - Off-Highway Tractors	Aggregate	Aggregate	Diesel	0.27105553	0.327977191	0.390319963	1.456768796	2.905501881	204.3657842	0.160511472	0.147670555	0.016960658	0.001668006	6630422.799	2348932.347	3560.557778	290372243.5
Statewide Totals	2005	Construction and Mining - Off-Highway Trucks	Aggregate	Aggregate	Diesel	1.188298769	1.437841511	1.711150228	7.987701791	18.69300696	1230.00274	0.745094312	0.685486767	0.102199821	0.010039117	39906084.31	4999262.831	3726.7547	2014758648
Statewide Totals	2005	Construction and Mining - Other	Aggregate	Aggregate	Diesel	0.308519971	0.373309165	0.444268758	2.017904085	4.058876918	274.2747042	0.199017506	0.183096105	0.022777461	0.002238593	8898540.717	2389208.621	5390.132364	411017526.4
Statewide Totals	2005	Construction and Mining - Pavers	Aggregate	Aggregate	Diesel	0.070888102	0.085774603	0.102078866	0.360370372	0.899654347	64.54175629	0.047659907	0.043847114	0.005360408	0.000526781	2093986.203	751261.5081	1914.081495	97218044.22
Statewide Totals	2005	Construction and Mining - Paving Equipment	Aggregate	Aggregate	Diesel	0.042158885	0.051012251	0.060708794	0.232360648	0.529466807	37.58125986	0.027940564	0.025705319	0.00312101	0.000306733	1219282.588	501418.9456	1084.505336	65963869.86
Statewide Totals	2005	Construction and Mining - Rollers	Aggregate	Aggregate	Diesel	0.238817844	0.288969591	0.343897695	1.207615784	2.256329052	167.6170806	0.145658123	0.134005473	0.013906359	0.001368068	5438151.584	3404483.036	9968.998399	273768549.1
Statewide Totals	2005	Construction and Mining - Rough Terrain Forklifts	Aggregate	Aggregate	Diesel	0.215427589	0.260667383	0.310215729	1.207407341	2.3254855	181.9143596	0.170347495	0.156719695	0.015104368	0.001484761	5902011.054	2817294.975	10052.09686	283463101.4
Statewide Totals	2005	Construction and Mining - Rubber Tired Dozers	Aggregate	Aggregate	Diesel	0.152710997	0.184780307	0.219903836	1.449043976	2.035611413	107.4888517	0.102384087	0.09419336	0.008917936	0.00087731	3487357.416	679496.1806	888.730996	169641505.4
Statewide Totals	2005	Construction and Mining - Rubber Tired Loaders	Aggregate	Aggregate	Diesel	1.513056024	1.830797789	2.178800674	9.355524423	22.13183382	1481.750841	1.042981507	0.959542986	0.12309529	0.012093851	48073774.19	12695164.45	13028.14851	2571365951
Statewide Totals	2005	Construction and Mining - Scrapers	Aggregate	Aggregate	Diesel	0.991753692	1.200021968	1.428125317	9.613649001	15.47311568	961.9015069	0.65453359	0.602170903	0.079906637	0.007850911	31207835.05	3403868.947	7316.889896	1249059353
Statewide Totals	2005	Construction and Mining - Skid Steer Loaders	Aggregate	Aggregate	Diesel	0.229521499	0.277721014	0.330510958	1.224837833	2.115998116	176.3085536	0.170440527	0.156805285	0.014633311	0.001439007	5720136.852	4507055.85	13035.19076	295074833.1
Statewide Totals	2005	Construction and Mining - Surfacing Equipment	Aggregate	Aggregate	Diesel	0.016371578	0.019809609	0.023575072	0.089785315	0.265678404	20.22007215	0.010242696	0.009423281	0.001680923	0.000165034	656017.9724	159845.4025	598.5906074	42070274.38
Statewide Totals	2005	Construction and Mining - Tractors/Loaders/Backhoes	Aggregate	Aggregate	Diesel	1.755415562	2.124052829	2.527798409	9.212588121	18.93641748	1351.87322	1.328781501	1.222478981	0.112204392	0.011033807	43860037.79	23361365.62	39314.02265	2285933190
Statewide Totals	2005	Construction and Mining - Trenchers	Aggregate	Aggregate	Diesel	0.086196065	0.104297238	0.124122333	0.400881436	0.752487448	55.64888775	0.04873312	0.044834471	0.004615044	0.000454199	1805466.877	850571.7059	2361.968115	66966596.42
Statewide Totals	2005	Industrial - Aerial Lifts	Aggregate	Aggregate	Diesel	0.125320611	0.151637939	0.180461679	0.602757695	0.972858565	85.65060137	0.081364236	0.074855097	0.007075148	0.000699069	2778839.434	2675454.109	8859.031642	168223210
Statewide Totals	2005	Industrial - Forklifts	Aggregate	Aggregate	Diesel	0.57497178	0.695715853	0.827959363	2.823939971	5.759322406	360.414634	0.420273505	0.386651625	0.02975914	0.002941656	11693255.87	12507436.99	16615.96931	1119405154
Statewide Totals	2005	Industrial - Misc - Aerial Lifts	Aggregate	Aggregate	Diesel	0.009694152	0.011659936	0.013935498	0.04187106	0.067890444	0.000117341	0.004145115	0.003131865	9.02416E-06	8.96942E-07	3568.600913	0	1223.392424	0
Statewide Totals	2005	Industrial - Misc - Other General Industrial Equipment	Aggregate	Aggregate	Diesel	0.008121439	0.009768304	0.011674698	0.034964889	0.06783257	0.000132127	0.003844009	0.002904364	7.54832E-06	7.50253E-07	2984.980979	0	340.2484723	0
Statewide Totals	2005	Industrial - Misc - Sweepers/Scrubbers	Aggregate	Aggregate	Diesel	0.0027124	0.003262419	0.003899118	0.012421262	0.022763956	4.38222E-05	0.00130776	0.000988086	2.61675E-06	2.60088E-07	1034.792947	0	179.2221048	0
Statewide Totals	2005	Industrial - Other General Industrial Equipment	Aggregate	Aggregate	Diesel	0.255125184	0.308701472	0.367380265	1.243965721	2.283140158	174.0473759	0.14211105	0.130742166	0.014377018	0.001420551	5646775.431	3528542.898	4230.800667	310933341.2
Statewide Totals	2005	Industrial - Other Material Handling Equipment	Aggregate	Aggregate	Diesel	0.112537378	0.136170227	0.162053824	0.652172333	1.481887877	102.0444054	0.078337775	0.072070753	0.008439257	0.000832873	3310718.353	964454.2109	1272.622586	161439441.4
Statewide Totals	2005	Light Commercial - Misc - Air Compressors	Aggregate	Aggregate	Diesel	0.111482055	0.132736716	0.160521669	0.347112977	0.303292784	26.75844323	0.035601346	0.033291412	0.00305204	0.00023096	918145.6624	806142.65	1152.432012	29827278.05
Statewide Totals	2005	Light Commercial - Misc - Generator Sets	Aggregate	Aggregate	Diesel	0.321001512	0.383341609	0.461983311	1.127085525	1.412156315	125.6868481	0.108687667	0.112936915	0.012760895	0.001061427	4220947.77	1622786.35	14158.32452	53551949.55
Statewide Totals	2005	Light Commercial - Misc - Pressure Washers	Aggregate	Aggregate	Diesel	0.001437156	0.001717655	0.002068073	0.005343887	0.007515825	0.65030402	0.000514235	0.000549076	6.51991E-05	5.32769E-06	21187.50486	16304.55	421.8458114	619572.9
Statewide Totals	2005	Light Commercial - Misc - Pumps	Aggregate	Aggregate	Diesel	0.199026153	0.237679444	0.286436867	0.652237798	0.797110441	69.41063389	0.066427828	0.06912843	0.007126328	0.000587826	2337522.21	847070.1	7371.926752	31341593.7
Statewide Totals	2005	Light Commercial - Misc - Welders	Aggregate	Aggregate	Diesel	0.508982096	0.606472761	0.73278906	1.607534251	1.567550556	138.9618467	0.165073776	0.158609366	0.015365071	0.001191263	4736114.656	3178868.95	8397.698319	146227971.7
Statewide Totals	2006	Construction and Mining - Bore/Drill Rigs	Aggregate	Aggregate	Diesel	0.066873495	0.080916929	0.096297833	0.441714664	1.123043215	95.06909962	0.044862604	0.041273596	0.007938807	0.000775941	3084412.237	534802.2865	1479.639582	118247508.6
Statewide Totals	2006	Construction and Mining - Cranes	Aggregate	Aggregate	Diesel	0.268993783	0.325482478	0.387351048	1.934083193	3.808836958	224.4746306	0.179986238	0.165587339	0.018714729	0.001832132	7282832.176	2112605.511	4456.157265	488327905.9
Statewide Totals	2006	Construction and Mining - Crawler Tractors	Aggregate	Aggregate	Diesel	0.501399826	0.60669379	0.72201575	3.383932771	7.558583637	555.2019019	0.348902921	0.320990688	0.046332389	0.004531483	18012914.26	3815035.141	8208.408322	812221324.4
Statewide Totals	2006	Construction and Mining - Excavators	Aggregate	Aggregate	Diesel	0.714387933	0.864409399	1.028718624	4.153902639	11.07604055	999.307426	0.475350719	0.437322661	0.083444706	0.008156213	32421428.9	10341578.93	15962.86897	1632328517
Statewide Totals	2006	Construction and Mining - Graders	Aggregate	Aggregate	Diesel	0.360767488	0.436528661	0.519505183	2.257969305	5.464743852	378.3568409	0.246685854	0.226950986	0.031569236	0.003088098	12275371.02	3055808.808	5161.500017	579019727.1
Statewide Totals	2006	Construction and Mining - Misc - Bore/Drill Rigs	Aggregate	Aggregate	Diesel	0.002000901	0.002406644	0.002876328	0.007328689	0.01354418	2.56667E-05	0.000827296	0.000625068	1.95408E-07	1.68327E-07	669.7090725	0	88.59590474	0
Statewide Totals	2006	Construction and Mining - Misc - Cement And Mortar Mixers	Aggregate	Aggregate	Diesel	0.002691715	0.003237542	0.003869385	0.011813905	0.018618448	3.24376E-05	0.001233524	0.000931996	2.91907E-07	2.51452E-07	1000.43329	0	621.409965	0
Statewide Totals	2006	Construction and Mining - Misc - Concrete/Industrial Saws	Aggregate	Aggregate	Diesel	0.003728926	0.004441285	0.005368959	0.012283147	0.012525264	0.937093573	0.001297361	0.001172573	0.00010949	8.00526E-06	31821.46632	22290.55	57.34287605	735588.15
Statewide Totals	2006	Construction and Mining - Misc - Dumpers/Tenders	Aggregate	Aggregate	Diesel	0.000300645	0.00036161	0.000432183	0.00097057	0.00174016	3.16918E-06	0.000112894	8.52974E-05	2.74136E-08	2.36143E-08	93.95279899	0	26.09536119	0
Statewide Totals	2006	Construction and Mining - Misc - Excavators	Aggregate	Aggregate	Diesel	0.001386527	0.001667687	0.001993155	0.005340675	0.011194651	2.27292E-05	0.000641302	0.000484539	1.39353E-07	1.2004E-07	477.5933968	0	41.16000148	0
Statewide Totals	2006	Construction and Mining - Misc - Other	Aggregate	Aggregate	Diesel	0.004131248	0.004968983	0.005938736	0.022299055	0.032301095	6.74001E-05	0.002049569	0.001548563	5.10115E-07	4.39417E-07	1748.280356	0	385.6602853	0
Statewide Totals	2006	Construction and Mining - Misc - Pavers	Aggregate	Aggregate	Diesel	0.000599364	0.000720902	0.000861595	0.001889902	0.003272628	5.86828E-06	0.000218547	0.000165124	5.39783E-08	4.64974E-08	184.9960194	0	15.92000057	0
Statewide Totals	2006	Construction and Mining - Misc - Paving Equipment	Aggregate	Aggregate	Diesel	0.000815182	0.000980485	0.001171838	0.002794579	0.005414917	1.02075E-05	0.000329868	0.000249234	7.67672E-08	6.6128E-08	263.0988202	0	40.5239858	0
Statewide Totals	2006	Construction and Mining - Misc - Plate Compactors	Aggregate	Aggregate	Diesel	0.001389747	0.00167156	0.001997785	0.007791275	0.011179482	2.24093E-05	0.000710233	0.00053662	1.75908E-07	1.51529E-07	602.876534	0	359.8300414	0
Statewide Totals	2006	Construction and Mining - Misc - Rollers	Aggregate	Aggregate	Diesel	0.009743251	0.01171899	0.014006078	0.046009233	0.075637337	0.00015291	0.004612292	0.003484844	1.1052E-06	9.5203E-07	3787.778872	0	1091.729271	0
Statewide Totals	2006	Construction and Mining - Misc - Rubber Tired Loaders	Aggregate	Aggregate	Diesel	0.000208616	0.000250919	0.000299888	0.000786631	0.001637924	3.27462E-06	9.42103E-05	7.11811E-05	2.0714E-08	1.78432E-08	70.99166718	0	8.400286282	0
Statewide Totals	2006	Construction and Mining - Misc - Signal Boards	Aggregate	Aggregate	Diesel	0.021229948	0.025516608	0.030521982	0.126285486	0.156051064	0.414565573	0.010611603	0.008099615	5.10473E-05	5.7745E-06	22962.18345	7876.7	3160.499226	291437.9
Statewide Totals	2006	Construction and Mining - Misc - Skid Steer Loaders	Aggregate	Aggregate	Diesel	0.109020533	0.131127718	0.156718764	0.363090269	0.666443663	0.001249766	0.042141018	0.031839882	1.01073E-05	8.70651E-06	34640.02195	0	4514.902972	0
Statewide Totals	2006	Construction and Mining - Misc - Tractors/Loaders/Backhoes	Aggregate	Aggregate	Diesel	0.009246645	0.011121682	0.013292204	0.030837101	0.057881442	0.000107379	0.003612333	0.00272932	8.57885E-07	7.3899E-07	2940.167362	0	298.6467914	0
Statewide Totals	2006	Construction and Mining - Misc - Trenchers	Aggregate	Aggregate	Diesel	0.008482029	0.010202016	0.012193051	0.036799104	0.067129046	0.000140153	0.00399771	0.003020493	9.13839E-07	7.8719E-07	3131.935699	0	480.7247806	0
Statewide Totals	2006	Construction and Mining - Off-Highway Tractors	Aggregate	Aggregate	Diesel	0.250885365	0.303571291	0.361274925	1.374667075	2.807000927	210.9002589	0.152219816	0.14004223	0.017583517	0.00172134	6842426.635	2422654.991	3631.581421	299688778.3
Statewide Totals	2006	Construction and Mining - Off-Highway Trucks	Aggregate	Aggregate	Diesel	1.07304098	1.298379586	1.545179012	7.020578811	17.46336503	1270.332541	0.669622918	0.616053085	0.106031207	0.010368283	41214540.26	5156088.627	3801.093528	2081169979
Statewide Totals	2006	Construction and Mining - Other	Aggregate	Aggregate	Diesel	0.280128032	0.338954919	0.403384366	1.869981436	3.83163692	283.1642374	0.185270691	0.170449036	0.023623831	0.002311148	9186951.834	2464088.152	5497.651146	424541995.4
Statewide Totals	2006	Construction and Mining - Pavers	Aggregate	Aggregate	Diesel	0.063854941	0.077264479	0.091951115	0.344446207	0.846386796	66.56880084	0.044305569	0.040761124	0.005554246	0.000543326	2159751.431	774815.4593	1952.262322	100242427.3
Statewide Totals	2006	Construction and Mining - Paving Equipment	Aggregate	Aggregate	Diesel	0.03968252	0.048015849	0.057142829	0.233373532	0.519835477	38.76166002	0.027057805	0.024893181	0.003233445	0.000316367	1257579.371	517106.0128	1106.138328	68016996.15
Statewide Totals	2006	Construction and Mining - Rollers	Aggregate	Aggregate	Diesel	0.225785908	0.273200949	0.325131708	1.213361374	2.22962093	172.8646874	0.142691326	0.13127602	0.014406882	0.001410898	5608404.407	3511383.349	10167.85336	282400536.7
Statewide Totals	2006	Construction and Mining - Rough Terrain Forklifts	Aggregate	Aggregate	Diesel	0.176137756	0.213126684	0.253638368	1.210558543	2.231884752	187.6695333	0.145779203	0.134116867	0.015659482	0.001531734	6088731.326	2905865.362	10252.60941	292454517.2
Statewide Totals	2006	Construction and Mining - Rubber Tired Dozers	Aggregate	Aggregate	Diesel	0.148034329	0.179121538	0.213169433	1.374360164	1.983703955	110.9029264	0.099695853	0.091720184	0.009242004	0.000905175	3598123.309	700812.5305	906.4588119	175171752.3
Statewide Totals	2006	Construction and Mining - Rubber Tired Loaders	Aggregate	Aggregate	Diesel	1.353536934	1.63777969	1.949093185	8.290965684	20.56927574	1527.294057	0.941676145	0.866342053	0.127461857	0.012465569	49551373.67	13093360.83	13288.02537	2649875991
Statewide Totals	2006	Construction and Mining - Scrapers	Aggregate	Aggregate	Diesel	0.850940803	1.029638371	1.225354756	8.118923632	13.82368607	992.0045951	0.573463034	0.527585991	0.082796398	0.008096608	32184496.59	3510633.778	7462.842358	1288199769
Statewide Totals	2006	Construction and Mining - Skid Steer Loaders	Aggregate	Aggregate	Diesel	0.201292065	0.243563399	0.289860573	1.232708859	2.067185527	181.9146304	0.154872332	0.142482546	0.015170985	0.001484763	5902019.841	4648833.835	13295.20809	304294033.9

Region	Calendar Year	Vehicle Category	Model Year	Horsepower Bin	Fuel	HC_tpd	ROG_tpd	TOG_tpd	CO_tpd	NOx_tpd	CO2_tpd	PM10_tpd	PM2.5_tpd	SOx_tpd	NH3_tpd	Fuel Consumption	Total_Activity_hpy	Total_Population	Horsepower_Hours_hhpy
Statewide Totals	2006	Construction and Mining - Surfacing Equipment	Aggregate	Aggregate	Diesel	0.014829991	0.017944289	0.021355187	0.0845419	0.249401327	20.8720264	0.009568544	0.00880306	0.001742892	0.000170355	677169.9102	164880.9686	610.5308955	43419291
Statewide Totals	2006	Construction and Mining - Tractors/Loaders/Backhoes	Aggregate	Aggregate	Diesel	1.577079547	1.908266252	2.270994548	9.14663058	18.09531554	1395.139104	1.232541383	1.133938072	0.116340215	0.011386938	45263751.76	24094192.04	40098.23267	2359238547
Statewide Totals	2006	Construction and Mining - Trenchers	Aggregate	Aggregate	Diesel	0.079465692	0.096153487	0.114430596	0.395359721	0.747412365	57.39276205	0.047124273	0.043354331	0.004782003	0.000468432	1862044.958	877298.0879	2409.083086	69097561.01
Statewide Totals	2006	Industrial - Aerial Lifts	Aggregate	Aggregate	Diesel	0.107547744	0.130132771	0.154868752	0.598034424	0.959821141	88.34901428	0.074704525	0.068728163	0.007319027	0.000721093	2866386.469	2759744.001	9036.920345	173542781.3
Statewide Totals	2006	Industrial - Forklifts	Aggregate	Aggregate	Diesel	0.525652229	0.636039197	0.75693921	2.835559869	5.497709092	371.769458	0.393706618	0.362210088	0.030778474	0.003034332	12061650.63	12901482.44	16949.61675	1154642163
Statewide Totals	2006	Industrial - Misc - Aerial Lifts	Aggregate	Aggregate	Diesel	0.009224722	0.01109531	0.013260684	0.041101337	0.065310097	0.000117542	0.004031156	0.003045763	1.00958E-06	8.69659E-07	3460.051306	0	1225.666597	0
Statewide Totals	2006	Industrial - Misc - Other General Industrial Equipment	Aggregate	Aggregate	Diesel	0.007440643	0.008949458	0.010696044	0.033858375	0.060716197	0.000128471	0.003638776	0.002749298	8.25135E-07	7.10779E-07	2827.927101	0	331.7794451	0
Statewide Totals	2006	Industrial - Misc - Sweepers/Scrubbers	Aggregate	Aggregate	Diesel	0.002312725	0.002781699	0.003324577	0.011308665	0.019131491	4.01335E-05	0.001149279	0.000868345	2.68135E-07	2.30974E-07	918.9591569	0	164.3355627	0
Statewide Totals	2006	Industrial - Other General Industrial Equipment	Aggregate	Aggregate	Diesel	0.24599886	0.297658621	0.354238359	1.259673221	2.245190262	179.5307196	0.141560702	0.130235846	0.014865311	0.001465306	5824676.479	3639709.26	4315.754832	320745360.7
Statewide Totals	2006	Industrial - Other Material Handling Equipment	Aggregate	Aggregate	Diesel	0.090095822	0.109015944	0.129737983	0.602769576	1.293853983	105.2593034	0.065609156	0.060360424	0.008730178	0.000859112	3415022.176	994839.2363	1298.176753	166536777
Statewide Totals	2006	Light Commercial - Misc - Air Compressors	Aggregate	Aggregate	Diesel	0.108005861	0.12859693	0.155516501	0.343128473	0.300825224	26.95383751	0.035049801	0.032769993	0.002911649	0.000232368	923741.4537	812037.4	1160.92192	30045383.8
Statewide Totals	2006	Light Commercial - Misc - Generator Sets	Aggregate	Aggregate	Diesel	0.307350399	0.367032315	0.442338096	1.107414731	1.390754014	126.6072935	0.106238753	0.110310486	0.008559758	0.001068118	4247554.931	1634685.35	14261.88727	53944616.55
Statewide Totals	2006	Light Commercial - Misc - Pressure Washers	Aggregate	Aggregate	Diesel	0.001370561	0.001638067	0.001972242	0.00525439	0.007373491	0.655140497	0.000500782	0.000534233	4.15816E-05	5.36357E-06	21330.16948	16446.9	424.9657328	624982.2
Statewide Totals	2006	Light Commercial - Misc - Pumps	Aggregate	Aggregate	Diesel	0.191243204	0.228383393	0.27523603	0.641757562	0.784639441	69.91929107	0.064958894	0.067543757	0.004970137	0.000591515	2352194.583	853366.35	7426.002716	31574554.95
Statewide Totals	2006	Light Commercial - Misc - Welders	Aggregate	Aggregate	Diesel	0.491373084	0.585485389	0.707438179	1.585366671	1.551121334	139.9809069	0.162098977	0.155688723	0.013536958	0.001198563	4765138.347	3202207.05	8459.215527	147301524.3
Statewide Totals	2007	Construction and Mining - Bore/Drill Rigs	Aggregate	Aggregate	Diesel	0.052231747	0.063200414	0.075213716	0.402704637	0.91886827	90.63481597	0.037356638	0.034368107	0.000836397	0.000739749	2940546.788	511255.1105	1437.626323	112502932.6
Statewide Totals	2007	Construction and Mining - Cranes	Aggregate	Aggregate	Diesel	0.234429563	0.283659771	0.337578571	1.67559789	3.365032726	214.5273093	0.158995389	0.146275758	0.001976378	0.001750943	6960102.29	2019619.517	4329.628014	466779207.3
Statewide Totals	2007	Construction and Mining - Crawler Tractors	Aggregate	Aggregate	Diesel	0.449389248	0.54376099	0.647120517	3.095273191	6.860880882	530.7764544	0.316584429	0.291257675	0.00489381	0.004332126	17220457.52	3647086.531	7975.336709	776467475.4
Statewide Totals	2007	Construction and Mining - Excavators	Aggregate	Aggregate	Diesel	0.619388146	0.749459656	0.89191893	3.865896826	9.993853012	954.7900445	0.429871699	0.395481963	0.008808926	0.007792868	30977111.48	9886601.152	15509.61525	1558677510
Statewide Totals	2007	Construction and Mining - Graders	Aggregate	Aggregate	Diesel	0.329586494	0.398799658	0.474604551	2.066376373	5.012958655	361.7445399	0.225852321	0.207784136	0.00333462	0.00295251	11736403.21	2921195.518	5014.943086	553693979.3
Statewide Totals	2007	Construction and Mining - Misc - Bore/Drill Rigs	Aggregate	Aggregate	Diesel	0.001829547	0.002200543	0.002630003	0.007082393	0.013134339	2.61127E-05	0.000773636	0.000584525	1.84366E-07	1.58815E-07	631.8640887	0	90.30219966	0
Statewide Totals	2007	Construction and Mining - Misc - Cement And Mortar Mixers	Aggregate	Aggregate	Diesel	0.002566083	0.003086435	0.003688786	0.011775323	0.017910505	3.30035E-05	0.001151725	0.000870193	2.85924E-07	2.46297E-07	979.9264066	0	632.2499873	0
Statewide Totals	2007	Construction and Mining - Misc - Concrete/Industrial Saws	Aggregate	Aggregate	Diesel	0.003592932	0.004279409	0.005173132	0.012176575	0.01245737	0.953511741	0.001237849	0.001118105	1.23545E-05	8.13207E-06	32325.52637	22673.8	58.2762946	748235.4
Statewide Totals	2007	Construction and Mining - Misc - Dumpers/Tenders	Aggregate	Aggregate	Diesel	0.000268503	0.00032295	0.000385977	0.000909385	0.001692745	3.21462E-06	0.000103839	7.84559E-05	2.51192E-08	2.16379E-08	86.08937852	0	26.46957413	0
Statewide Totals	2007	Construction and Mining - Misc - Excavators	Aggregate	Aggregate	Diesel	0.001367735	0.001645085	0.001966141	0.005418139	0.010823292	2.31544E-05	0.000633506	0.000478648	1.39698E-07	1.20337E-07	478.7765248	0	41.93000035	0
Statewide Totals	2007	Construction and Mining - Misc - Other	Aggregate	Aggregate	Diesel	0.003970454	0.004775584	0.005707592	0.022654086	0.030285252	6.87248E-05	0.001930016	0.001458234	5.08473E-07	4.38003E-07	1742.651516	0	393.2116385	0
Statewide Totals	2007	Construction and Mining - Misc - Pavers	Aggregate	Aggregate	Diesel	0.000546306	0.000657086	0.000785324	0.001794587	0.003216227	5.99729E-06	0.000203579	0.000153816	5.02759E-08	4.33081E-08	172.3070188	0	16.27000014	0
Statewide Totals	2007	Construction and Mining - Misc - Paving Equipment	Aggregate	Aggregate	Diesel	0.000760885	0.000915179	0.001093786	0.002711275	0.005277373	1.03583E-05	0.000312968	0.000236465	7.31901E-08	6.30467E-08	250.8393261	0	41.12291978	0
Statewide Totals	2007	Construction and Mining - Misc - Plate Compactors	Aggregate	Aggregate	Diesel	0.001342098	0.001614251	0.001929288	0.007910661	0.010544802	2.27973E-05	0.000667722	0.000504501	1.75632E-07	1.51291E-07	601.9304666	0	366.0600325	0
Statewide Totals	2007	Construction and Mining - Misc - Rollers	Aggregate	Aggregate	Diesel	0.009352443	0.011248929	0.013444284	0.046364157	0.071961821	0.000155501	0.004382187	0.003310987	1.09365E-06	9.42084E-07	3748.204796	0	1110.944635	0
Statewide Totals	2007	Construction and Mining - Misc - Rubber Tired Loaders	Aggregate	Aggregate	Diesel	0.000214451	0.000257937	0.000308277	0.000836142	0.001685847	3.53799E-06	9.76482E-05	7.37786E-05	2.17038E-08	1.86959E-08	74.38402449	0	9.075897317	0
Statewide Totals	2007	Construction and Mining - Misc - Signal Boards	Aggregate	Aggregate	Diesel	0.021107696	0.025370045	0.030346145	0.128405909	0.153347862	0.421828879	0.010278284	0.007844434	8.13916E-06	5.86203E-06	23310.19729	8026.35	3215.76559	296974.95
Statewide Totals	2007	Construction and Mining - Misc - Skid Steer Loaders	Aggregate	Aggregate	Diesel	0.104118245	0.125231347	0.149671644	0.356635232	0.649235151	0.001265479	0.040486866	0.030590079	9.8002E-06	8.44198E-06	33587.51828	0	4571.66789	0
Statewide Totals	2007	Construction and Mining - Misc - Tractors/Loaders/Backhoes	Aggregate	Aggregate	Diesel	0.008273308	0.00995097	0.011893014	0.029095069	0.056613559	0.000109587	0.003347399	0.002529147	7.90059E-07	6.80565E-07	2707.716073	0	304.7860953	0
Statewide Totals	2007	Construction and Mining - Misc - Trenchers	Aggregate	Aggregate	Diesel	0.008332462	0.010022118	0.011978046	0.037451409	0.064485189	0.000143281	0.003934807	0.002972965	9.17115E-07	7.90012E-07	3143.16478	0	491.9398908	0
Statewide Totals	2007	Construction and Mining - Off-Highway Tractors	Aggregate	Aggregate	Diesel	0.220273289	0.26653068	0.317193537	1.246320473	2.512669943	201.6851602	0.135904378	0.125032028	0.001858071	0.001646127	6543452.905	2316089.882	3528.465383	286487714.2
Statewide Totals	2007	Construction and Mining - Off-Highway Trucks	Aggregate	Aggregate	Diesel	0.860511002	1.041218313	1.239135844	5.794521002	14.68391053	1215.007221	0.549795275	0.505811653	0.011207529	0.009916726	39419571.18	4929056.685	3693.164321	1993903830
Statewide Totals	2007	Construction and Mining - Other	Aggregate	Aggregate	Diesel	0.23569523	0.285191228	0.339401131	1.612289472	3.33762586	270.7019513	0.160710732	0.147853873	0.002495703	0.002209433	8782626.684	2355617.972	5341.549455	406316379.5
Statewide Totals	2007	Construction and Mining - Pavers	Aggregate	Aggregate	Diesel	0.056990015	0.068957918	0.082065621	0.322398881	0.762848125	63.63844751	0.040616643	0.037367311	0.000586659	0.000519408	2064679.344	740747.0573	1896.829294	95814741.36
Statewide Totals	2007	Construction and Mining - Paving Equipment	Aggregate	Aggregate	Diesel	0.034964917	0.042307549	0.05034948	0.215825538	0.47500551	37.0546895	0.02456962	0.022604051	0.00034154	0.000302435	1202198.592	494388.0679	1074.730358	65007883.09
Statewide Totals	2007	Construction and Mining - Rollers	Aggregate	Aggregate	Diesel	0.201695275	0.244051283	0.290441197	1.146089743	2.042680448	165.2121084	0.130870978	0.1204013	0.001521417	0.001348439	5360124.909	3356770.523	9879.144772	269936014.8
Statewide Totals	2007	Construction and Mining - Rough Terrain Forklifts	Aggregate	Aggregate	Diesel	0.152497106	0.184521498	0.219595832	1.147207834	2.065400252	179.3125946	0.129605572	0.119237126	0.001653259	0.001463525	5817599.655	2777899.201	9961.494241	279419606.9
Statewide Totals	2007	Construction and Mining - Rubber Tired Dozers	Aggregate	Aggregate	Diesel	0.136323671	0.164951642	0.196306086	1.250493878	1.82537106	106.0746194	0.091616079	0.084286792	0.000976623	0.000865767	3441474.207	669965.4755	880.7205921	167561409.8
Statewide Totals	2007	Construction and Mining - Rubber Tired Loaders	Aggregate	Aggregate	Diesel	1.185084191	1.433951871	1.706521235	7.319072929	18.25695086	1459.800806	0.829055218	0.762730801	0.01346103	0.011914698	47361629.47	12517172.48	12910.72183	2532260922
Statewide Totals	2007	Construction and Mining - Scrapers	Aggregate	Aggregate	Diesel	0.746337735	0.90306866	1.074726339	7.101118816	12.34696905	949.0557294	0.507539839	0.466936652	0.008752101	0.007746065	30791067.94	3356111.154	7250.940533	1232203856
Statewide Totals	2007	Construction and Mining - Skid Steer Loaders	Aggregate	Aggregate	Diesel	0.166702399	0.201709902	0.240051454	1.157742212	1.893410013	173.9469386	0.133258589	0.122597902	0.001603225	0.001419732	5643516.856	4443915.789	12917.7006	291025116.1
Statewide Totals	2007	Construction and Mining - Surfacing Equipment	Aggregate	Aggregate	Diesel	0.01136322	0.013749496	0.016363036	0.069972479	0.206471169	19.95598885	0.007747388	0.007127597	0.000184162	0.000162878	647450.0805	157621.6181	593.1953275	41491636.69
Statewide Totals	2007	Construction and Mining - Tractors/Loaders/Backhoes	Aggregate	Aggregate	Diesel	1.382632975	1.6729859	1.990991484	8.552768145	16.35030647	1334.717623	1.110750819	1.021890753	0.012298647	0.010893786	43303443.34	23033558.36	38959.67336	2257589498
Statewide Totals	2007	Construction and Mining - Trenchers	Aggregate	Aggregate	Diesel	0.069214365	0.083749381	0.099668685	0.359392511	0.662188149	54.91412702	0.042347222	0.038959444	0.000505632	0.000448202	1781628.374	838623.2815	2340.678975	66079401.27
Statewide Totals	2007	Industrial - Aerial Lifts	Aggregate	Aggregate	Diesel	0.079727739	0.096470565	0.114807945	0.546903248	0.866752629	84.45712242	0.060922316	0.056048531	0.000778456	0.000689328	2740118.324	2638173.599	8780.021471	165903557.8
Statewide Totals	2007	Industrial - Forklifts	Aggregate	Aggregate	Diesel	0.490745597	0.593802172	0.70667366	2.71435121	5.121595103	355.3925177	0.371475607	0.341757559	0.003271058	0.002900666	11530318.84	12333154.94	16467.7781	1103681695
Statewide Totals	2007	Industrial - Misc - Aerial Lifts	Aggregate	Aggregate	Diesel	0.008686268	0.010447667	0.012486647	0.040174489	0.062636677	0.00011713	0.003792245	0.00286525	9.72588E-07	8.37796E-07	3333.282499	0	1220.785625	0
Statewide Totals	2007	Industrial - Misc - Other General Industrial Equipment	Aggregate	Aggregate	Diesel	0.006992385	0.008410299	0.010051666	0.032780777	0.05578929	0.00012451	0.003409831	0.002576315	7.89761E-07	6.80307E-07	2706.689658	0	322.4049285	0
Statewide Totals	2007	Industrial - Misc - Sweepers/Scrubbers	Aggregate	Aggregate	Diesel	0.002121845	0.002552113	0.003050188	0.010822612	0.017210492	3.84265E-05	0.00105532	0.000797353	2.52667E-07	2.1765E-07	865.9481954	0	158.3581984	0
Statewide Totals	2007	Industrial - Other General Industrial Equipment	Aggregate	Aggregate	Diesel	0.202167038	0.244622116	0.291120535	1.14411643	2.001459481	171.6221521	0.124493777	0.114534275	0.001580667	0.001400757	5568091.715	3479375.215	4193.067842	306652860.5
Statewide Totals	2007	Industrial - Other Material Handling Equipment	Aggregate	Aggregate	Diesel	0.082562441	0.099900554	0.118889915	0.5729613	1.175685454	100.6224907	0.061451834	0.056535688	0.000927828	0.000821267	3264585.896	951015.2416	1261.272572	159158289
Statewide Totals	2007	Light Commercial - Misc - Air Compressors	Aggregate	Aggregate	Diesel	0.10531611	0.125393513	0.151643726	0.341171086	0.299259364	27.14998493	0.033503915	0.03132083	0.00034371	0.000233816	929497.1511	817924.85	1169.311735	30263219.45
Statewide Totals	2007	Light Commercial - Misc - Generator Sets	Aggregate	Aggregate	Diesel	0.295900281	0.353352244	0.425860386	1.092372331	1.373377865	127.5272361	0.100836697	0.104655886	0.001455624	0.001074971	4274806.892	1646613.55	14365.29991	54338247.15
Statewide Totals	2007	Light Commercial - Misc - Pressure Washers	Aggregate	Aggregate	Diesel	0.001313319	0.001569657	0.001889869	0.005182079	0.007254611	0.659975535	0.000473602	0.000504966	7.45007E-06	5.39322E-06	21448.09244	16556.4	428.2253152	629143.2
Statewide Totals	2007	Light Commercial - Misc - Pumps	Aggregate	Aggregate	Diesel	0.184724523	0.220596742	0.26585478	0.63401479	0.774536045	70.42755032	0.061686157	0.06410685	0.000811922	0.000595283	2367178.429	859607.85	7479.898351	31805490.45
Statewide Totals	2007	Light Commercial - Misc - Welders	Aggregate	Aggregate	Diesel	0.477149295	0.568531092	0.686961172	1.571440595	1.539106999	140.997921	0.154511785	0.148360085	0.001736122	0.001206084	4795037.52	3225556.1	8520.542693	148375580.6
Statewide Totals	2008	Construction and Mining - Bore/Drill Rigs	Aggregate	Aggregate	Diesel	0.039698074	0.048034669	0.057165226	0.346623066	0.729052016	80.27788659	0.029720128	0.027342518	0.000741018	0.000655217	2604527.62	451199.3734	1326.172337	99929270.3
Statewide Totals	2008	Construction and Mining - Cranes	Aggregate	Aggregate	Diesel	0.196463491	0.237720824	0.282907427	1.430074494	2.843316721	189.3584268	0.13439654	0.123644817	0.001744819	0.001545518	6143525.615	1782183.314	3993.967563	412041837.5
Statewide Totals	2008	Construction and Mining - Crawler Tractors	Aggregate	Aggregate	Diesel	0.370996824	0.448906157	0.534235427	2.5523627	5.709718716	468.6385088	0.26444202	0.243286659	0.004321666	0.003824965	15204460.3	3218454.931	7357.037606	685179218.3
Statewide Totals	2008	Construction and Mining - Excavators	Aggregate	Aggregate	Diesel	0.510696377	0.617942616	0.735402783	3.369520996	8.449612603	842.3303608	0.363388826	0.33431772	0.007772441	0.006874987	27328480.89	8724638.286	14307.21069	1374324537
Statewide Totals	2008	Construction and Mining - Graders	Aggregate	Aggregate	Diesel	0.266128992	0.32201608	0.383225748	1.53328535	4.09374743	317.9849627	0.182970889	0.168333218	0.002931945	0.002595351	10316671.92	2577988.177	4626.152628	487915312.5
Statewide Totals	2008	Construction and Mining - Misc - Bore/Drill Rigs	Aggregate	Aggregate	Diesel	0.001717398	0.002065653	0.002468788	0.006972846	0.012893955	2.6729E-05	0.000699256	0.000528327	1.77909E-07	1.53253E-07	609.7361915	0	92.5372478	0
Statewide Totals	2008	Construction and Mining - Misc - Cement And Mortar Mixers	Aggregate	Aggregate	Diesel	0.002456972	0.002955197	0.003531936	0.011766303	0.017295037	3.35753E-05	0.00105045	0.000793674	2.81092E-07	2.42135E-07	963.3660059	0	643.1300096	0
Statewide Totals	2008	Construction and Mining - Misc - Concrete/Industrial Saws	Aggregate	Aggregate	Diesel	0.00343844	0.004095549	0.004950665	0.012053897	0.012399011	0.969929726	0.001191725	0.001077176	1.2567E-05	8.2563E-06	32819.35272	23071.65	59.46154416	761364.45
Statewide Totals	2008	Construction and Mining - Misc - Dumpers/Tenders	Aggregate	Aggregate	Diesel	0.000239512	0.000288081	0.000344303	0.000855623	0.001651559	3.26579E-06	9.30976E-05	7.03404E-05	2.30711E-08	1.98736E-08	79.06986572	0	26.89088308	0
Statewide Totals	2008	Construction and Mining - Misc - Excavators	Aggregate	Aggregate	Diesel	0.00136079	0.001636731	0.001956155	0.005511176	0.01050632	2.3552E-05	0.00056257	0.000425053	1.40785E-07	1.21273E-07	482.501826	0	42.64999862	0
Statewide Totals	2008	Construction and Mining - Misc - Other	Aggregate	Aggregate	Diesel	0.003959575	0.004762497	0.005691951	0.023030276	0.030047766	7.00578E-05	0.001636431	0.001236414	5.13607E-07	4.42426E-07	1760.248175	0	400.8108034	0
Statewide Totals	2008	Construction and Mining - Misc - Pavers	Aggregate	Aggregate	Diesel	0.000499298	0.000600545	0.000717748	0.001715114	0.003177143	6.1521E-06	0.000186525	0.00014093	4.70699E-08	4.05465E-08	161.3194129	0	16.68999946	0
Statewide Totals	2008	Construction and Mining - Misc - Paving Equipment	Aggregate	Aggregate	Diesel	0.000718376	0.000864048	0.001032676	0.002655056	0.005162746	1.05259E-05	0.000285584	0.000215775	7.05237E-08	6.07498E-08	241.7011137	0	41.78843854	0
Statewide Totals	2008	Construction and Mining - Misc - Plate Compactors	Aggregate	Aggregate	Diesel	0.001309854	0.001575467	0.001882936	0.008047667	0.010035494	2.31921E-05	0.000571134	0.000431524	1.76282E-07	1.51851E-07	604.157989	0	372.3999764	0
Statewide Totals	2008	Construction and Mining - Misc - Rollers	Aggregate	Aggregate	Diesel	0.009218242	0.011087514	0.01325137	0.046920559	0.070717439	0.000158376	0.003837389	0.002899361	1.09617E-06	9.44247E-07	3756.811347	0	1131.665888	0
Statewide Totals	2008	Construction and Mining - Misc - Rubber Tired Loaders	Aggregate	Aggregate	Diesel	0.000223487	0.000268806	0.000321266	0.000893781	0.001745403	3.81543E-06	9.2163E-05	6.96342E-05	2.29526E-08	1.97716E-08	78.66372409	0	9.787618757	0
Statewide Totals	2008	Construction and Mining - Misc - Signal Boards	Aggregate	Aggregate	Diesel	0.021306585	0.025609783	0.030631951	0.13052787	0.154684339	0.429092115	0.007994671	0.00611747	8.27497E-06	5.95881E-06	23695.03481	8165.05	3271.094603	302106.85
Statewide Totals	2008	Construction and Mining - Misc - Skid Steer Loaders	Aggregate	Aggregate	Diesel	0.099846723	0.120093645	0.143531256	0.351363747	0.633686653	0.001280972	0.037213038	0.02811652	9.53787E-06	8.21601E-06	32688.47577	0	4627.643324	0

Region	Calendar Year	Vehicle Category	Model Year	Horsepower Bin	Fuel	HC_tpd	ROG_tpd	TOG_tpd	CO_tpd	NOx_tpd	CO2_tpd	PM10_tpd	PM2.5_tpd	SOx_tpd	NH3_tpd	Fuel Consumption	Total_Activity_hpy	Total_Population	Horsepower_Hours_hhpy
Statewide Totals	2008	Construction and Mining - Misc - Tractors/Loaders/Backhoes	Aggregate	Aggregate	Diesel	0.007879155	0.009476891	0.011326411	0.028605281	0.055799735	0.000111547	0.003110509	0.002350162	7.65809E-07	6.59675E-07	2624.602753	0	310.2379943	0
Statewide Totals	2008	Construction and Mining - Misc - Trenchers	Aggregate	Aggregate	Diesel	0.008361921	0.010057548	0.012020392	0.038259444	0.063896938	0.000146698	0.003416762	0.002581552	9.30426E-07	8.01478E-07	3188.783653	0	503.9784897	0
Statewide Totals	2008	Construction and Mining - Off-Highway Tractors	Aggregate	Aggregate	Diesel	0.181498789	0.219613535	0.261358257	1.074931336	2.08113311	178.05602	0.114343734	0.105196235	0.001640771	0.001453269	5776831.476	2043928.013	3254.916183	252882931.4
Statewide Totals	2008	Construction and Mining - Off-Highway Trucks	Aggregate	Aggregate	Diesel	0.755564003	0.914232444	1.088012165	5.029257043	12.60909693	1072.782064	0.477977113	0.439738944	0.009895735	0.008755903	34805232.62	4349655.7	3406.846606	1760771693
Statewide Totals	2008	Construction and Mining - Other	Aggregate	Aggregate	Diesel	0.193981038	0.234717056	0.279332695	1.372325912	2.812924661	238.963215	0.135113963	0.124304846	0.002203514	0.001950386	7752898.34	2078779.955	4927.438383	358518813.7
Statewide Totals	2008	Construction and Mining - Pavers	Aggregate	Aggregate	Diesel	0.046921559	0.056775087	0.067567045	0.280618446	0.635198409	56.15466659	0.034164376	0.031431226	0.00051777	0.000458327	1821876.314	653653.9869	1749.774957	84544420.83
Statewide Totals	2008	Construction and Mining - Paving Equipment	Aggregate	Aggregate	Diesel	0.028631459	0.034644065	0.041229301	0.179442431	0.393582265	32.70601962	0.020635891	0.018985019	0.000301524	0.000266942	1061110.787	436283.7771	991.410388	57370989.91
Statewide Totals	2008	Construction and Mining - Rollers	Aggregate	Aggregate	Diesel	0.17154294	0.207566958	0.247021834	1.006679706	1.762850953	145.8002302	0.113247957	0.104188121	0.001342849	0.001190002	4730327.899	2962261.755	9113.250293	238229899.1
Statewide Totals	2008	Construction and Mining - Rough Terrain Forklifts	Aggregate	Aggregate	Diesel	0.127246699	0.153968506	0.183235247	1.011494875	1.764535139	158.2055537	0.110317835	0.101492408	0.001458871	0.001291252	5132804.958	2451118.987	9189.215505	246467107.1
Statewide Totals	2008	Construction and Mining - Rubber Tired Dozers	Aggregate	Aggregate	Diesel	0.114483314	0.13852481	0.164855972	1.048255792	1.531808929	93.514275	0.077201366	0.071025256	0.000861151	0.000763251	3033967.665	591208.633	812.4414997	147921569.9
Statewide Totals	2008	Construction and Mining - Rubber Tired Loaders	Aggregate	Aggregate	Diesel	0.997877977	1.207432352	1.436944286	6.262917284	15.37471227	1288.51242	0.698714895	0.642817703	0.011883	0.010516665	41804366.43	11046092.85	11909.80012	2232868191
Statewide Totals	2008	Construction and Mining - Scrapers	Aggregate	Aggregate	Diesel	0.644101546	0.779362871	0.927506226	6.071001152	10.63859749	837.576973	0.437663441	0.402650366	0.007724491	0.006836191	27174262.46	2961423.055	6688.801254	1087474399
Statewide Totals	2008	Construction and Mining - Skid Steer Loaders	Aggregate	Aggregate	Diesel	0.132633478	0.160486508	0.190992208	1.014026327	1.57783494	153.5536662	0.108960337	0.10024351	0.001415701	0.001253284	4981879.591	3921869.761	11916.23784	257124073.2
Statewide Totals	2008	Construction and Mining - Surfacing Equipment	Aggregate	Aggregate	Diesel	0.009471408	0.011460404	0.013638827	0.060898167	0.17282745	17.60218522	0.006594628	0.006067057	0.000162457	0.000143667	571083.5143	139083.9512	547.2070323	36600975.67
Statewide Totals	2008	Construction and Mining - Tractors/Loaders/Backhoes	Aggregate	Aggregate	Diesel	1.137833156	1.376778118	1.638479744	7.495519119	13.64148288	1179.185175	0.933550882	0.858866812	0.010868017	0.009624351	38257364.37	20326773.76	35939.27034	1996525308
Statewide Totals	2008	Construction and Mining - Trenchers	Aggregate	Aggregate	Diesel	0.059640819	0.072165392	0.08588278	0.318221369	0.560289058	48.42758221	0.036927082	0.033972915	0.000445948	0.000395259	1571179.571	740073.0712	2159.214572	58305279.94
Statewide Totals	2008	Industrial - Aerial Lifts	Aggregate	Aggregate	Diesel	0.058224803	0.070452012	0.083843717	0.470905319	0.725387642	74.52714529	0.048029252	0.044186912	0.000687294	0.000608281	2417951.152	2327992.494	8098.85772	146396932.4
Statewide Totals	2008	Industrial - Forklifts	Aggregate	Aggregate	Diesel	0.432643471	0.5234986	0.623006598	2.413479997	4.480879756	313.607533	0.329139023	0.302807901	0.002886478	0.002559623	10174651.03	10883094.33	15190.18971	973918652.1
Statewide Totals	2008	Industrial - Misc - Aerial Lifts	Aggregate	Aggregate	Diesel	0.008254817	0.009928727	0.011866428	0.038910483	0.059888852	0.000116568	0.003557333	0.002687763	9.35199E-07	8.0559E-07	3205.143998	0	1213.866538	0
Statewide Totals	2008	Industrial - Misc - Other General Industrial Equipment	Aggregate	Aggregate	Diesel	0.006671249	0.008024044	0.009590028	0.031840248	0.05238747	0.000120781	0.003304565	0.002496784	7.61905E-07	6.56311E-07	2611.221748	0	313.7186661	0
Statewide Totals	2008	Industrial - Misc - Sweepers/Scrubbers	Aggregate	Aggregate	Diesel	0.002037753	0.002450969	0.002929304	0.010611234	0.016358353	3.75764E-05	0.001028624	0.000777183	2.45893E-07	2.11814E-07	842.7311395	0	156.0337701	0
Statewide Totals	2008	Industrial - Other General Industrial Equipment	Aggregate	Aggregate	Diesel	0.176635601	0.213729077	0.254355265	1.015235719	1.746418522	151.4438178	0.109261996	0.100521036	0.001394874	0.001236064	4913427.883	3070290.518	3867.765014	270587957.2
Statewide Totals	2008	Industrial - Other Material Handling Equipment	Aggregate	Aggregate	Diesel	0.073002155	0.088332608	0.105123103	0.508300005	1.027432563	88.79188364	0.054585284	0.050218461	0.000818735	0.000724707	2880754.878	839200.402	1163.421655	140428679.7
Statewide Totals	2008	Light Commercial - Misc - Air Compressors	Aggregate	Aggregate	Diesel	0.102517132	0.122060264	0.147613634	0.339482236	0.297879915	27.34455335	0.032822755	0.030674786	0.000346162	0.000235273	935291.8939	823867.05	1177.741648	30483080.85
Statewide Totals	2008	Light Commercial - Misc - Generator Sets	Aggregate	Aggregate	Diesel	0.284515302	0.339754591	0.409475522	1.078187275	1.357254598	128.4445596	0.09815131	0.101919665	0.001465762	0.001081804	4301980.779	1658549.05	14468.72196	54732118.65
Statewide Totals	2008	Light Commercial - Misc - Pressure Washers	Aggregate	Aggregate	Diesel	0.001256165	0.001501372	0.001807619	0.005110914	0.007140412	0.664422374	0.000458928	0.000489631	7.49908E-06	5.43174E-06	21601.29017	16680.5	430.9751622	633859
Statewide Totals	2008	Light Commercial - Misc - Pumps	Aggregate	Aggregate	Diesel	0.178186267	0.212788892	0.256444926	0.626750421	0.765155906	70.93475466	0.059781183	0.062057858	0.000817593	0.000599079	2382270.723	865739.85	7533.704035	32032374.45
Statewide Totals	2008	Light Commercial - Misc - Welders	Aggregate	Aggregate	Diesel	0.462590485	0.551180149	0.666001329	1.558815722	1.528225698	142.0167472	0.15075498	0.144660378	0.001748495	0.001213619	4824994.352	3248784.7	8582.260055	149444096.2
Statewide Totals	2009	Construction and Mining - Bore/Drill Rigs	Aggregate	Aggregate	Diesel	0.024523665	0.029673635	0.035314078	0.203380455	0.494085099	63.15603592	0.019214901	0.017677709	0.000583173	0.000515471	2049028.031	356500.5946	1135.092336	78835592.41
Statewide Totals	2009	Construction and Mining - Cranes	Aggregate	Aggregate	Diesel	0.152380448	0.184380342	0.219427845	1.10936315	2.204431334	149.0855929	0.103861687	0.095552752	0.001373799	0.001216817	4836917.875	1404251.033	3414.827801	324642830.4
Statewide Totals	2009	Construction and Mining - Crawler Tractors	Aggregate	Aggregate	Diesel	0.290216786	0.351162311	0.417912171	1.97785806	4.431133512	369.0004439	0.206200697	0.189704641	0.003402886	0.003011732	11971813.02	2536320.991	6290.06449	539734787
Statewide Totals	2009	Construction and Mining - Excavators	Aggregate	Aggregate	Diesel	0.405378241	0.490507672	0.583744668	2.680667171	6.625299057	663.1040212	0.28569464	0.262839069	0.006118564	0.005412166	21513679.69	6867990.685	12225.53691	1081653360
Statewide Totals	2009	Construction and Mining - Graders	Aggregate	Aggregate	Diesel	0.199980812	0.241976783	0.28797237	1.089224131	3.065636712	250.7162478	0.134174721	0.123440744	0.002311997	0.002046312	8134212.545	2029294.697	3952.3	384614066.3
Statewide Totals	2009	Construction and Mining - Misc - Bore/Drill Rigs	Aggregate	Aggregate	Diesel	0.001657953	0.001994153	0.002383334	0.006991322	0.012784478	2.74767E-05	0.00063999	0.000483549	1.75629E-07	1.51288E-07	601.9193686	0	95.23884328	0
Statewide Totals	2009	Construction and Mining - Misc - Cement And Mortar Mixers	Aggregate	Aggregate	Diesel	0.002359844	0.002838373	0.003392313	0.01177598	0.016745088	3.41333E-05	0.000954401	0.000721103	2.77054E-07	2.38657E-07	949.5279099	0	653.9199768	0
Statewide Totals	2009	Construction and Mining - Misc - Concrete/Industrial Saws	Aggregate	Aggregate	Diesel	0.003278503	0.003905203	0.004720357	0.011924156	0.012339062	0.986348282	0.001144117	0.001034954	1.27795E-05	8.39148E-06	33356.73715	23447.6	60.50108915	773770.8
Statewide Totals	2009	Construction and Mining - Misc - Dumpers/Tenders	Aggregate	Aggregate	Diesel	0.000230858	0.000277672	0.000331862	0.000848495	0.001640478	3.33719E-06	8.73452E-05	6.59941E-05	2.25928E-08	1.94616E-08	77.43064399	0	27.47884362	0
Statewide Totals	2009	Construction and Mining - Misc - Excavators	Aggregate	Aggregate	Diesel	0.001371264	0.00164933	0.001971215	0.005592584	0.010502485	2.38999E-05	0.000493826	0.000373113	1.42449E-07	1.22707E-07	488.2070976	0	43.27999923	0
Statewide Totals	2009	Construction and Mining - Misc - Other	Aggregate	Aggregate	Diesel	0.003983719	0.004791539	0.005726661	0.023429235	0.030153841	7.1383E-05	0.001376199	0.001039796	5.20589E-07	4.4844E-07	1784.178501	0	408.4403821	0
Statewide Totals	2009	Construction and Mining - Misc - Pavers	Aggregate	Aggregate	Diesel	0.00045171	0.000543307	0.00064934	0.001627842	0.003111741	6.24426E-06	0.000168463	0.000127283	4.37225E-08	3.76629E-08	149.8470194	0	16.9399997	0
Statewide Totals	2009	Construction and Mining - Misc - Paving Equipment	Aggregate	Aggregate	Diesel	0.000682805	0.000821264	0.000981543	0.002614008	0.005064876	1.07015E-05	0.000260228	0.000196616	6.83821E-08	5.8905E-08	234.3610156	0	42.48554597	0
Statewide Totals	2009	Construction and Mining - Misc - Plate Compactors	Aggregate	Aggregate	Diesel	0.001314332	0.001580852	0.001889374	0.008183597	0.00998496	2.35839E-05	0.000496261	0.000374952	1.78499E-07	1.5376E-07	611.7556715	0	378.6900101	0
Statewide Totals	2009	Construction and Mining - Misc - Rollers	Aggregate	Aggregate	Diesel	0.009189873	0.011053394	0.01321059	0.047625378	0.070174981	0.000161381	0.003354118	0.002534222	1.10545E-06	9.52241E-07	3788.616651	0	1153.087689	0
Statewide Totals	2009	Construction and Mining - Misc - Rubber Tired Loaders	Aggregate	Aggregate	Diesel	0.000236483	0.000284436	0.000339947	0.00096126	0.001818198	4.10795E-06	8.77035E-05	6.62649E-05	2.45184E-08	2.11203E-08	84.03004872	0	10.5379992	0
Statewide Totals	2009	Construction and Mining - Misc - Signal Boards	Aggregate	Aggregate	Diesel	0.021600895	0.025964319	0.031054918	0.13264896	0.157243528	0.4363556	0.006077816	0.004667507	8.41506E-06	6.05927E-06	24094.49829	8343.9	3326.466347	308724.3
Statewide Totals	2009	Construction and Mining - Misc - Skid Steer Loaders	Aggregate	Aggregate	Diesel	0.096248616	0.115765913	0.138358936	0.346485012	0.627374037	0.001297283	0.034013899	0.025699394	9.31042E-06	8.02008E-06	31908.95106	0	4686.560221	0
Statewide Totals	2009	Construction and Mining - Misc - Tractors/Loaders/Backhoes	Aggregate	Aggregate	Diesel	0.007591659	0.009131093	0.010913128	0.028342986	0.055102573	0.000113473	0.002898432	0.002189925	7.49536E-07	6.45658E-07	2568.832538	0	315.5958643	0
Statewide Totals	2009	Construction and Mining - Misc - Trenchers	Aggregate	Aggregate	Diesel	0.00855089	0.010284839	0.01229204	0.039280334	0.065097933	0.000150787	0.002929712	0.002213561	9.53783E-07	8.21597E-07	3268.831104	0	516.7690952	0
Statewide Totals	2009	Construction and Mining - Off-Highway Tractors	Aggregate	Aggregate	Diesel	0.139568183	0.168877501	0.200978183	0.841129703	1.592081103	140.5063782	0.088550516	0.081466475	0.001294864	0.001146794	4558574.7	1610412.93	2783.105804	199716177.6
Statewide Totals	2009	Construction and Mining - Off-Highway Trucks	Aggregate	Aggregate	Diesel	0.613548072	0.742393167	0.883509223	3.985848982	9.941472022	844.5750737	0.380014118	0.349612989	0.007790109	0.006893308	27401308.13	3427756.962	2912.884615	1387923096
Statewide Totals	2009	Construction and Mining - Other	Aggregate	Aggregate	Diesel	0.150965105	0.182667777	0.217389751	1.079233834	2.170829974	188.1929649	0.104271886	0.095930135	0.001735408	0.001536006	6105713.489	1637474.395	4211.97367	282699286.8
Statewide Totals	2009	Construction and Mining - Pavers	Aggregate	Aggregate	Diesel	0.036588908	0.044272579	0.052688028	0.221238149	0.49095586	44.22620633	0.02666626	0.024532959	0.000407796	0.000360968	1434870.558	514518.1256	1494.9	66567220.82
Statewide Totals	2009	Construction and Mining - Paving Equipment	Aggregate	Aggregate	Diesel	0.021936697	0.026543403	0.031588843	0.139163186	0.298892014	25.74698195	0.01594298	0.014667541	0.000237386	0.000210143	835332.4741	343447.1156	847	45152484.3
Statewide Totals	2009	Construction and Mining - Rollers	Aggregate	Aggregate	Diesel	0.134352996	0.162567125	0.193468314	0.797920601	1.37258845	114.7747163	0.088726086	0.081627999	0.001057119	0.000936776	3723739.268	2333889.142	7792.837481	187732420.2
Statewide Totals	2009	Construction and Mining - Rough Terrain Forklifts	Aggregate	Aggregate	Diesel	0.100468055	0.121566346	0.144673999	0.800467167	1.387072048	124.5447286	0.087373408	0.080383535	0.001148464	0.001016517	4040716.558	1929626.26	7850.7	194024034.4
Statewide Totals	2009	Construction and Mining - Rubber Tired Dozers	Aggregate	Aggregate	Diesel	0.090514886	0.109523012	0.130341436	0.819947384	1.201230574	73.61993481	0.060790066	0.055926861	0.000677937	0.000600876	2388517.707	465416.3683	694.1	116497598.2
Statewide Totals	2009	Construction and Mining - Rubber Tired Loaders	Aggregate	Aggregate	Diesel	0.788690177	0.954315114	1.135713854	4.955580528	11.90410926	1013.80412	0.538093124	0.495045674	0.009349461	0.008274533	32891758.16	8692791.652	10175	1756118833
Statewide Totals	2009	Construction and Mining - Scrapers	Aggregate	Aggregate	Diesel	0.51452413	0.622574197	0.740914747	4.797356031	8.395653499	659.362941	0.344503351	0.316943083	0.006080702	0.005381632	21392304.46	2332310.671	5716.80006	856483575.6
Statewide Totals	2009	Construction and Mining - Skid Steer Loaders	Aggregate	Aggregate	Diesel	0.100383504	0.121464039	0.144552245	0.800132682	1.215333045	120.8795992	0.083330841	0.076664374	0.00111458	0.000986603	3921805.469	3084588.199	10180.5	202285906.1
Statewide Totals	2009	Construction and Mining - Surfacing Equipment	Aggregate	Aggregate	Diesel	0.006780042	0.008203851	0.00976326	0.045723173	0.126219513	13.85916614	0.004829625	0.004443255	0.000127931	0.000113117	449645.3824	109495.1786	467.5	28781436.16
Statewide Totals	2009	Construction and Mining - Tractors/Loaders/Backhoes	Aggregate	Aggregate	Diesel	0.879114928	1.063729063	1.265925496	5.933162253	10.56098661	928.8288596	0.719939974	0.662344776	0.00856111	0.007580976	30134829.43	16002653.49	30706.63573	1573817666
Statewide Totals	2009	Construction and Mining - Trenchers	Aggregate	Aggregate	Diesel	0.047602562	0.0575991	0.06854769	0.25369196	0.442627685	38.12396536	0.029422339	0.027068552	0.000351047	0.000311163	1236890.07	582586.7344	1844.7	45900437.09
Statewide Totals	2009	Industrial - Aerial Lifts	Aggregate	Aggregate	Diesel	0.046888866	0.056735527	0.067519967	0.37511157	0.573552244	58.62765096	0.038430842	0.035356374	0.000540635	0.000478511	1902109.569	1831507	6919.165436	115162930.8
Statewide Totals	2009	Industrial - Forklifts	Aggregate	Aggregate	Diesel	0.347630824	0.420633298	0.500588387	1.92351991	3.553951304	246.8488476	0.264147991	0.243016152	0.002271811	0.002014747	8008739.005	8568294.574	12979.91371	766736674.7
Statewide Totals	2009	Industrial - Misc - Aerial Lifts	Aggregate	Aggregate	Diesel	0.007922645	0.009529198	0.011388929	0.037630219	0.05787525	0.000116223	0.003237624	0.002446205	9.01851E-07	7.76862E-07	3090.851511	0	1209.068332	0
Statewide Totals	2009	Industrial - Misc - Other General Industrial Equipment	Aggregate	Aggregate	Diesel	0.006445125	0.007752064	0.00926497	0.030932167	0.050426143	0.000117168	0.002654485	0.002005611	7.38628E-07	6.3626E-07	2531.446436	0	305.3798921	0
Statewide Totals	2009	Industrial - Misc - Sweepers/Scrubbers	Aggregate	Aggregate	Diesel	0.001997042	0.002402005	0.002870782	0.010475617	0.015923706	3.71041E-05	0.000845472	0.0006388	2.42118E-07	2.08563E-07	829.7941023	0	154.2212754	0
Statewide Totals	2009	Industrial - Other General Industrial Equipment	Aggregate	Aggregate	Diesel	0.143897778	0.174116312	0.207212801	0.816019478	1.386517995	119.2209108	0.087576604	0.080570476	0.00109794	0.000973065	3867991.152	2417020.63	3304.380312	213014786.7
Statewide Totals	2009	Industrial - Other Material Handling Equipment	Aggregate	Aggregate	Diesel	0.058967087	0.071350175	0.084912605	0.403931398	0.81464555	69.89951383	0.043705974	0.040209496	0.000644487	0.00057051	2267812.746	660642.5914	993.9558366	110549478.6
Statewide Totals	2009	Light Commercial - Misc - Air Compressors	Aggregate	Aggregate	Diesel	0.099386992	0.118332915	0.14310667	0.337220554	0.296483174	27.53934172	0.03206599	0.029959064	0.000348617	0.000236685	940902.5348	829776.4	1186.191513	30701726.8
Statewide Totals	2009	Light Commercial - Misc - Generator Sets	Aggregate	Aggregate	Diesel	0.273006066	0.326011252	0.392911286	1.063606156	1.341285102	129.3649089	0.094832667	0.098373802	0.001475941	0.00108864	4329165.866	1670466.3	14572.44464	55125387.9
Statewide Totals	2009	Light Commercial - Misc - Pressure Washers	Aggregate	Aggregate	Diesel	0.001199451	0.001433625	0.001726	0.005039997	0.007029484	0.669034654	0.000441059	0.000470128	7.54973E-06	5.47438E-06	21770.83878	16800.95	434.014995	638436.1
Statewide Totals	2009	Light Commercial - Misc - Pumps	Aggregate	Aggregate	Diesel	0.171453157	0.204749332	0.246754452	0.619209074	0.755842854	71.44484901	0.057823774	0.059959323	0.000823294	0.000602856	2397290.73	871871.85	7588.059677	32259258.45
Statewide Totals	2009	Light Commercial - Misc - Welders	Aggregate	Aggregate	Diesel	0.447126528	0.532752132	0.643738054	1.544888876	1.517452538	143.037481	0.14678256	0.140760899	0.001760894	0.001221112	4854787.358	3272126.45	8644.057086	150517816.7
Statewide Totals	2010	Construction and Mining - Bore/Drill Rigs	Aggregate	Aggregate	Diesel	0.022181175	0.026839222	0.031940892	0.183119719	0.435531062	56.78613454	0.017123375	0.015753505	0.000524351	0.000463481	1842363.596	320759.2047	1057.658728	70959657.8
Statewide Totals	2010	Construction and Mining - Cranes	Aggregate	Aggregate	Diesel	0.137654486	0.166561928	0.19822246	1.000095277	1.978028141	134.1826583	0.093619455	0.086129899	0.001236456	0.001095181	4353408.572	1263908.706	3181.875441	292224537.5
Statewide Totals	2010	Construction and Mining - Crawler Tractors	Aggregate	Aggregate	Diesel	0.264861535	0.320482458	0.381400611	1.787442846	3.991318861	332.129823	0.187478506	0.172480226	0.003062759	0.002710799	10775586.33	2282958.616	5860.969539	485837028
Statewide Totals	2010	Construction and Mining - Excavators	Aggregate	Aggregate	Diesel	0.364417729	0.440945452	0.52476153	2.427279079	5.845403671	596.8664348	0.254608184	0.234239529	0.005507394	0.004871544	19364674.15	6183115.009	11391.53653	973943542.5
Statewide Totals	2010	Construction and Mining - Graders	Aggregate	Aggregate	Diesel	0.183687265	0.222261591	0.264509662	0.98815919	2.771332715	225.6616429	0.122224248	0.112446308	0.002080843	0.00184182	7321343.483	1826492.039	3682.682419	346197021

Region	Calendar Year	Vehicle Category	Model Year	Horsepower Bin	Fuel	HC_tpd	ROG_tpd	TOG_tpd	CO_tpd	NOx_tpd	CO2_tpd	PM10_tpd	PM2.5_tpd	SOx_tpd	NH3_tpd	Fuel Consumption	Total_Activity_hpy	Total_Population	Horsepower_Hours_hhpy
Statewide Totals	2010	Construction and Mining - Misc - Bore/Drill Rigs	Aggregate	Aggregate	Diesel	0.001657984	0.001994189	0.002383377	0.00714144	0.012808843	2.83348E-05	0.000597596	0.000451517	1.77869E-07	1.53218E-07	609.5977392	0	98.20852982	0
Statewide Totals	2010	Construction and Mining - Misc - Cement And Mortar Mixers	Aggregate	Aggregate	Diesel	0.002273419	0.002734423	0.003268077	0.01180476	0.01627215	3.47128E-05	0.00086444	0.000653133	2.73762E-07	2.35821E-07	938.2447104	0	664.9699878	0
Statewide Totals	2010	Construction and Mining - Misc - Concrete/Industrial Saws	Aggregate	Aggregate	Diesel	0.003113255	0.003708526	0.004482403	0.01178532	0.012284847	1.002767438	0.001094821	0.000991306	1.29919E-05	8.51554E-06	33849.86795	23867.35	61.40193423	787622.55
Statewide Totals	2010	Construction and Mining - Misc - Dumpers/Tenders	Aggregate	Aggregate	Diesel	0.000224019	0.000269446	0.000322031	0.000843788	0.001624717	3.39321E-06	8.18704E-05	6.18576E-05	2.22286E-08	1.91479E-08	76.18236294	0	27.94013526	0
Statewide Totals	2010	Construction and Mining - Misc - Excavators	Aggregate	Aggregate	Diesel	0.001390365	0.001672303	0.001998672	0.005693375	0.010599038	2.43307E-05	0.000431427	0.000325968	1.44775E-07	1.2471E-07	496.1766046	0	44.06000292	0
Statewide Totals	2010	Construction and Mining - Misc - Other	Aggregate	Aggregate	Diesel	0.004032973	0.004850778	0.005797463	0.02382891	0.030492327	7.26705E-05	0.001155143	0.000872775	5.28664E-07	4.55396E-07	1811.853435	0	415.7811162	0
Statewide Totals	2010	Construction and Mining - Misc - Pavers	Aggregate	Aggregate	Diesel	0.000435793	0.000524163	0.00062646	0.001611793	0.003080282	6.34747E-06	0.000157964	0.000119351	4.27989E-08	3.68673E-08	146.6815096	0	17.22000114	0
Statewide Totals	2010	Construction and Mining - Misc - Paving Equipment	Aggregate	Aggregate	Diesel	0.000657916	0.000791329	0.000945765	0.002594912	0.004988673	1.08771E-05	0.000237639	0.00017955	6.7027E-08	5.77378E-08	229.7171362	0	43.18245705	0
Statewide Totals	2010	Construction and Mining - Misc - Plate Compactors	Aggregate	Aggregate	Diesel	0.001325527	0.001594317	0.001905466	0.008319959	0.010017826	2.39768E-05	0.00042895	0.000324096	1.81011E-07	1.55925E-07	620.3675052	0	385.0000447	0
Statewide Totals	2010	Construction and Mining - Misc - Rollers	Aggregate	Aggregate	Diesel	0.009252879	0.011129178	0.01330116	0.048435413	0.070326101	0.000164443	0.002935059	0.002217602	1.12023E-06	9.64976E-07	3839.28186	0	1174.701635	0
Statewide Totals	2010	Construction and Mining - Misc - Rubber Tired Loaders	Aggregate	Aggregate	Diesel	0.000251193	0.00030213	0.000361094	0.001025784	0.001921023	4.3837E-06	8.29955E-05	6.27077E-05	2.6114E-08	2.24949E-08	89.49871299	0	11.24536393	0
Statewide Totals	2010	Construction and Mining - Misc - Signal Boards	Aggregate	Aggregate	Diesel	0.021883872	0.026305366	0.03146157	0.134745669	0.159791998	0.443619368	0.005681162	0.004365702	8.55506E-06	6.14496E-06	24435.26875	8497.2	3381.746307	314396.4
Statewide Totals	2010	Construction and Mining - Misc - Skid Steer Loaders	Aggregate	Aggregate	Diesel	0.092857925	0.111687653	0.133484753	0.341841828	0.623462386	0.00131416	0.030920697	0.023362304	9.09541E-06	7.83487E-06	31172.08354	0	4747.53629	0
Statewide Totals	2010	Construction and Mining - Misc - Tractors/Loaders/Backhoes	Aggregate	Aggregate	Diesel	0.007355232	0.008846728	0.010573267	0.028195078	0.054461804	0.00011542	0.002694489	0.002035836	7.37166E-07	6.35001E-07	2526.434375	0	321.0088496	0
Statewide Totals	2010	Construction and Mining - Misc - Trenchers	Aggregate	Aggregate	Diesel	0.00876999	0.010548367	0.012607	0.040297489	0.066665304	0.00015484	0.002513017	0.001898723	9.78382E-07	8.42787E-07	3353.138269	0	528.6368783	0
Statewide Totals	2010	Construction and Mining - Off-Highway Tractors	Aggregate	Aggregate	Diesel	0.125095703	0.1513658	0.180137812	0.750847316	1.417838265	126.4426937	0.079269427	0.072927872	0.001165273	0.001032008	4102293.945	1449422.48	2593.248188	179716735.2
Statewide Totals	2010	Construction and Mining - Off-Highway Trucks	Aggregate	Aggregate	Diesel	0.567029962	0.686106254	0.816523145	3.604459658	8.936857396	760.0456453	0.34497638	0.317378269	0.007009988	0.00620339	24658843.92	3084981.265	2714.173762	1249033334
Statewide Totals	2010	Construction and Mining - Other	Aggregate	Aggregate	Diesel	0.136911906	0.165663406	0.197153144	0.975209329	1.945630919	169.3254467	0.094253746	0.086713446	0.00156139	0.001382012	5493577.639	1473919.308	3924.641698	254310968.8
Statewide Totals	2010	Construction and Mining - Pavers	Aggregate	Aggregate	Diesel	0.033137755	0.040096684	0.047718367	0.200204707	0.440650287	39.80311557	0.024149499	0.022217539	0.000367005	0.000324868	1291368.249	463109.4154	1392.921071	59912984.47
Statewide Totals	2010	Construction and Mining - Paving Equipment	Aggregate	Aggregate	Diesel	0.01977836	0.023931815	0.028480838	0.125581986	0.267425253	23.1697054	0.014381985	0.013231426	0.000213622	0.000189108	751715.4495	309118.7976	789.2194441	40623033.19
Statewide Totals	2010	Construction and Mining - Rollers	Aggregate	Aggregate	Diesel	0.120883449	0.146268974	0.174072167	0.721676407	1.226448377	103.2861933	0.079964178	0.073567044	0.000951306	0.000843008	3351006.791	2100705.019	7261.226522	168953831.3
Statewide Totals	2010	Construction and Mining - Rough Terrain Forklifts	Aggregate	Aggregate	Diesel	0.085684339	0.10367805	0.123385448	0.717751083	1.20396046	112.0722013	0.076022316	0.069940531	0.001033593	0.000914718	3636059.146	1736253.097	7315.141782	174497467.1
Statewide Totals	2010	Construction and Mining - Rubber Tired Dozers	Aggregate	Aggregate	Diesel	0.081382236	0.098472506	0.11719042	0.728468333	1.070980053	66.21147662	0.054366063	0.050016778	0.000609716	0.000540409	2148158.44	418894.818	646.74996	104842903.3
Statewide Totals	2010	Construction and Mining - Rubber Tired Loaders	Aggregate	Aggregate	Diesel	0.725346414	0.877669161	1.044498837	4.509997353	10.72713261	912.2833106	0.488949266	0.449833324	0.008412751	0.007445934	29598027.31	7823431.883	9480.882932	1580222847
Statewide Totals	2010	Construction and Mining - Scrapers	Aggregate	Aggregate	Diesel	0.469419342	0.567997403	0.675963852	4.339906082	7.564620574	593.3833582	0.312198983	0.287223064	0.005472041	0.004843115	19251669.56	2099067.183	5326.812002	770815626.9
Statewide Totals	2010	Construction and Mining - Skid Steer Loaders	Aggregate	Aggregate	Diesel	0.08450634	0.102252672	0.12168913	0.71682263	1.054135469	108.7645226	0.071875599	0.066125551	0.001003047	0.000887721	3528745.153	2778036.887	9486.007733	182061424.7
Statewide Totals	2010	Construction and Mining - Surfacing Equipment	Aggregate	Aggregate	Diesel	0.006114229	0.007398217	0.00880449	0.041022685	0.112694111	12.46818558	0.004332177	0.003985603	0.000115091	0.000101764	404516.55	98537.90495	435.6081347	25892832.74
Statewide Totals	2010	Construction and Mining - Tractors/Loaders/Backhoes	Aggregate	Aggregate	Diesel	0.788973605	0.954658062	1.136121991	5.382192186	9.411755555	835.797195	0.648362156	0.596493183	0.00770369	0.006821664	27116519.53	14399691.08	28611.89372	1415587873
Statewide Totals	2010	Construction and Mining - Trenchers	Aggregate	Aggregate	Diesel	0.042970152	0.051993884	0.061877019	0.230312575	0.394175954	34.30481553	0.026486461	0.024367544	0.000315876	0.000279991	1112981.96	524356.1623	1718.858452	41301637.41
Statewide Totals	2010	Industrial - Aerial Lifts	Aggregate	Aggregate	Diesel	0.035278468	0.042686946	0.050800994	0.329624658	0.486137485	52.76548026	0.030957853	0.028481225	0.000486785	0.000430665	1711917.896	1647751.687	6447.154544	103610680
Statewide Totals	2010	Industrial - Forklifts	Aggregate	Aggregate	Diesel	0.309697558	0.374734045	0.445964484	1.733947067	3.155078212	222.1639628	0.23702178	0.218060037	0.002044725	0.001813272	7207865.104	7711465.116	12094.45134	690022839.3
Statewide Totals	2010	Industrial - Misc - Aerial Lifts	Aggregate	Aggregate	Diesel	0.007664438	0.009218628	0.011017749	0.036576873	0.056453267	0.000116606	0.00294725	0.002226814	8.7507E-07	7.53794E-07	2999.067039	0	1211.994388	0
Statewide Totals	2010	Industrial - Misc - Other General Industrial Equipment	Aggregate	Aggregate	Diesel	0.006264206	0.007534462	0.009004897	0.030168473	0.048939956	0.000114115	0.002079906	0.001571485	7.19451E-07	6.19741E-07	2465.722258	0	298.417387	0
Statewide Totals	2010	Industrial - Misc - Sweepers/Scrubbers	Aggregate	Aggregate	Diesel	0.001939682	0.00233301	0.002788326	0.010182836	0.0154276	3.61015E-05	0.000670861	0.000506872	2.35285E-07	2.02676E-07	806.3751166	0	149.8738626	0
Statewide Totals	2010	Industrial - Other General Industrial Equipment	Aggregate	Aggregate	Diesel	0.130499882	0.157904857	0.18791983	0.74248051	1.241431026	107.2988197	0.079199873	0.072863883	0.000988116	0.000875759	3481192.037	2175318.567	3078.962447	191716394
Statewide Totals	2010	Industrial - Other Material Handling Equipment	Aggregate	Aggregate	Diesel	0.053270587	0.06445741	0.076709645	0.361822566	0.727064831	62.90956245	0.039330225	0.036183807	0.000580032	0.000513459	2041031.471	594578.3323	926.150263	99495939.4
Statewide Totals	2010	Light Commercial - Misc - Air Compressors	Aggregate	Aggregate	Diesel	0.095260355	0.113419429	0.137164788	0.332878917	0.294543104	27.73392277	0.031069265	0.029020739	0.000351069	0.000238049	946323.9911	835667.5	1194.501471	30919697.5
Statewide Totals	2010	Light Commercial - Misc - Generator Sets	Aggregate	Aggregate	Diesel	0.260011052	0.310498235	0.374207842	1.045663384	1.323188396	130.2844666	0.091088838	0.094407519	0.001486095	0.001095354	4355865.364	1682259.45	14675.93677	55514561.85
Statewide Totals	2010	Light Commercial - Misc - Pressure Washers	Aggregate	Aggregate	Diesel	0.001137356	0.00135946	0.001636636	0.0049572	0.006904879	0.673660133	0.000421526	0.000448912	7.60039E-06	5.51154E-06	21918.6219	16910.45	436.9148087	642597.1
Statewide Totals	2010	Light Commercial - Misc - Pumps	Aggregate	Aggregate	Diesel	0.163628236	0.195407861	0.235492262	0.609562474	0.745194678	71.95152987	0.055566843	0.05755562	0.000828948	0.000606535	2411920.317	878091.45	7641.705623	32489383.65
Statewide Totals	2010	Light Commercial - Misc - Welders	Aggregate	Aggregate	Diesel	0.428134893	0.510123473	0.616395389	1.523956764	1.504212111	144.0530189	0.141924141	0.136021276	0.001773227	0.001228282	4883292.282	3295431.7	8705.114257	151589858.2
Statewide Totals	2011	Construction and Mining - Bore/Drill Rigs	Aggregate	Aggregate	Diesel	0.022763018	0.027543252	0.032778746	0.191323786	0.440953149	59.65541648	0.017197803	0.015821979	0.000550861	0.000486899	1935454.289	337618.8105	1094.730025	74606951.73
Statewide Totals	2011	Construction and Mining - Cranes	Aggregate	Aggregate	Diesel	0.14270723	0.172675748	0.205498411	1.033268143	2.044465311	141.2395318	0.096860735	0.089111876	0.001301548	0.001152778	4582361.061	1330266.362	3293.401256	307570362.6
Statewide Totals	2011	Construction and Mining - Crawler Tractors	Aggregate	Aggregate	Diesel	0.278225081	0.336652348	0.400644117	1.871256723	4.160031522	349.6139952	0.196350683	0.180642629	0.003224008	0.002853502	11342841.04	2402871.046	6066.398511	511316263
Statewide Totals	2011	Construction and Mining - Excavators	Aggregate	Aggregate	Diesel	0.365467706	0.442215925	0.526273497	2.527087005	5.795880174	628.2494644	0.251849484	0.231701525	0.005797514	0.005127688	20382861.98	6507959.742	11790.81375	1025333972
Statewide Totals	2011	Construction and Mining - Graders	Aggregate	Aggregate	Diesel	0.195231509	0.236230125	0.281133372	1.044907797	2.909603155	237.5199704	0.128849636	0.118541665	0.002190133	0.001938606	7706073.859	1922499.441	3811.761688	364326522
Statewide Totals	2011	Construction and Mining - Misc - Bore/Drill Rigs	Aggregate	Aggregate	Diesel	0.001679685	0.002020292	0.002414574	0.007332446	0.012941944	2.92435E-05	0.00056667	0.000428151	1.81652E-07	1.56476E-07	622.5619646	0	101.3023856	0
Statewide Totals	2011	Construction and Mining - Misc - Cement And Mortar Mixers	Aggregate	Aggregate	Diesel	0.002202335	0.002648923	0.003165892	0.011854353	0.015896124	3.52887E-05	0.000787301	0.00059485	2.7144E-07	2.33821E-07	930.2877705	0	675.9399761	0
Statewide Totals	2011	Construction and Mining - Misc - Concrete/Industrial Saws	Aggregate	Aggregate	Diesel	0.002946704	0.003510353	0.004242562	0.011641725	0.012302545	1.01918444	0.001046547	0.000948404	1.32045E-05	8.63794E-06	34336.41589	24257.9	62.20866241	800510.7
Statewide Totals	2011	Construction and Mining - Misc - Dumpers/Tenders	Aggregate	Aggregate	Diesel	0.000218159	0.000262397	0.000313607	0.000840835	0.001610314	3.44714E-06	7.71735E-05	5.83089E-05	2.19326E-08	1.88929E-08	75.16793355	0	28.38416487	0
Statewide Totals	2011	Construction and Mining - Misc - Excavators	Aggregate	Aggregate	Diesel	0.001411074	0.001697212	0.00202844	0.005790288	0.010730565	2.47448E-05	0.000381925	0.000288565	1.47112E-07	1.26723E-07	504.1854696	0	44.81000057	0
Statewide Totals	2011	Construction and Mining - Misc - Other	Aggregate	Aggregate	Diesel	0.004100638	0.004932166	0.005894733	0.02425156	0.030990234	7.399E-05	0.001118562	0.000845136	5.37875E-07	4.6333E-07	1843.419925	0	423.2706782	0
Statewide Totals	2011	Construction and Mining - Misc - Pavers	Aggregate	Aggregate	Diesel	0.000425251	0.000511483	0.000611305	0.001610369	0.003071891	6.48386E-06	0.000149853	0.000113222	4.23246E-08	3.64588E-08	145.0560016	0	17.59000023	0
Statewide Totals	2011	Construction and Mining - Misc - Paving Equipment	Aggregate	Aggregate	Diesel	0.000641839	0.00077199	0.000922653	0.002587218	0.004982034	1.10565E-05	0.000218476	0.000165071	6.62214E-08	5.70437E-08	226.9558526	0	43.89467145	0
Statewide Totals	2011	Construction and Mining - Misc - Plate Compactors	Aggregate	Aggregate	Diesel	0.001341557	0.001613597	0.001928509	0.008454808	0.01011219	2.43654E-05	0.000377424	0.000285165	1.8371E-07	1.5825E-07	629.6165092	0	391.2399894	0
Statewide Totals	2011	Construction and Mining - Misc - Rollers	Aggregate	Aggregate	Diesel	0.009400891	0.011307204	0.013513932	0.049321496	0.071369227	0.00016757	0.002762218	0.002087009	1.13981E-06	9.8184E-07	3906.381122	0	1196.555084	0
Statewide Totals	2011	Construction and Mining - Misc - Rubber Tired Loaders	Aggregate	Aggregate	Diesel	0.000259645	0.000312295	0.000373243	0.001063328	0.001979072	4.54414E-06	7.73452E-05	5.84386E-05	2.70378E-08	2.32906E-08	92.66474124	0	11.65694458	0
Statewide Totals	2011	Construction and Mining - Misc - Signal Boards	Aggregate	Aggregate	Diesel	0.022151436	0.026628075	0.031846025	0.13681338	0.162333414	0.450882161	0.005803866	0.004455722	8.69512E-06	6.24265E-06	24823.72026	8643.2	3437.166463	319798.4
Statewide Totals	2011	Construction and Mining - Misc - Skid Steer Loaders	Aggregate	Aggregate	Diesel	0.089725143	0.107919605	0.128981326	0.337585182	0.621582816	0.001331484	0.028232778	0.021331433	8.89728E-06	7.66419E-06	30493.0203	0	4810.121623	0
Statewide Totals	2011	Construction and Mining - Misc - Tractors/Loaders/Backhoes	Aggregate	Aggregate	Diesel	0.007177816	0.008633335	0.010318226	0.028177452	0.05387559	0.000117365	0.00251699	0.001901726	7.29274E-07	6.28203E-07	2499.388983	0	326.4203852	0
Statewide Totals	2011	Construction and Mining - Misc - Trenchers	Aggregate	Aggregate	Diesel	0.008944221	0.01075793	0.012857457	0.041110378	0.067915759	0.000158057	0.00233567	0.001764729	9.98003E-07	8.59689E-07	3420.38571	0	538.3533258	0
Statewide Totals	2011	Construction and Mining - Off-Highway Tractors	Aggregate	Aggregate	Diesel	0.127921899	0.154785498	0.184207534	0.771640643	1.445208475	133.0527019	0.080769386	0.074307835	0.001226301	0.001085958	4316748.382	1525584.112	2684.142418	189148187.6
Statewide Totals	2011	Construction and Mining - Off-Highway Trucks	Aggregate	Aggregate	Diesel	0.595981071	0.721137096	0.858212742	3.755053337	9.193481753	799.6696335	0.356006429	0.327525915	0.007375463	0.006526796	25944400.58	3247068.612	2809.306474	1314438620
Statewide Totals	2011	Construction and Mining - Other	Aggregate	Aggregate	Diesel	0.138596386	0.167701627	0.199578796	0.979509056	1.960528588	178.2304489	0.09555879	0.087914086	0.001643671	0.001454693	5782490.63	1551335.983	4062.201722	267775290.2
Statewide Totals	2011	Construction and Mining - Pavers	Aggregate	Aggregate	Diesel	0.034089118	0.041247833	0.04908833	0.210530895	0.451220837	41.89207103	0.024778286	0.022796023	0.00038629	0.000341917	1359142.109	487480.0133	1441.743427	63043378.89
Statewide Totals	2011	Construction and Mining - Paving Equipment	Aggregate	Aggregate	Diesel	0.02006692	0.024280973	0.028896365	0.128501337	0.271173302	24.38823477	0.01462048	0.013450842	0.000224879	0.000199053	791249.4182	325385.3923	816.8818535	42768638.5
Statewide Totals	2011	Construction and Mining - Rollers	Aggregate	Aggregate	Diesel	0.121776803	0.147349932	0.175358597	0.750836339	1.239314853	108.6684614	0.080874407	0.074404455	0.001001041	0.000886937	3525628.552	2211033.179	7515.734977	177745401.8
Statewide Totals	2011	Construction and Mining - Rough Terrain Forklifts	Aggregate	Aggregate	Diesel	0.081614645	0.098753721	0.117525089	0.747147275	1.185603756	117.9268088	0.073078259	0.067231999	0.001087843	0.000962503	3826005.439	1828230.382	7571.539985	183672915
Statewide Totals	2011	Construction and Mining - Rubber Tired Dozers	Aggregate	Aggregate	Diesel	0.085468576	0.103416977	0.123074749	0.761619716	1.11778399	69.71582685	0.056814158	0.052269025	0.000641993	0.000569011	2261853.224	440910.5795	669.4187656	110326617.4
Statewide Totals	2011	Construction and Mining - Rubber Tired Loaders	Aggregate	Aggregate	Diesel	0.763763734	0.924154119	1.099819778	4.718879101	11.11669445	959.8326875	0.508622096	0.467932328	0.008851216	0.007834025	31140714.48	8234491.928	9813.191097	1663139675
Statewide Totals	2011	Construction and Mining - Scrapers	Aggregate	Aggregate	Diesel	0.492599785	0.59604574	0.709343691	4.536336371	7.863931709	624.5839072	0.325161955	0.299148999	0.00575981	0.00509777	20263937.01	2209225.516	5513.518571	811318327.2
Statewide Totals	2011	Construction and Mining - Skid Steer Loaders	Aggregate	Aggregate	Diesel	0.080549622	0.097465042	0.115991455	0.745750233	1.051016181	114.4232892	0.069636112	0.064065223	0.001055484	0.000933908	3712337.604	2923875.423	9818.495525	191545796.1
Statewide Totals	2011	Construction and Mining - Surfacing Equipment	Aggregate	Aggregate	Diesel	0.006347138	0.007680037	0.009139879	0.042576447	0.116435537	13.11243769	0.004454281	0.004097938	0.000121041	0.000107022	425418.6002	103728.2386	450.8763477	27240318.75
Statewide Totals	2011	Construction and Mining - Tractors/Loaders/Backhoes	Aggregate	Aggregate	Diesel	0.803123873	0.971779886	1.156498376	5.648634558	9.618276096	878.7236874	0.663909337	0.61079659	0.008100143	0.007172025	28509222.3	15156396.69	29614.7503	1487931745
Statewide Totals	2011	Construction and Mining - Trenchers	Aggregate	Aggregate	Diesel	0.044047964	0.053298037	0.063429068	0.240543482	0.400922494	36.11746792	0.02714291	0.024971478	0.000332602	0.000294786	1171791.47	551918.9444	1779.105024	43471340.39
Statewide Totals	2011	Industrial - Aerial Lifts	Aggregate	Aggregate	Diesel	0.030364531	0.036741082	0.043724924	0.338438089	0.481859033	55.53826437	0.028312204	0.026047228	0.000512568	0.000453296	1801877.823	1734339.731	6673.129499	109050273.3
Statewide Totals	2011	Industrial - Forklifts	Aggregate	Aggregate	Diesel	0.319379489	0.386449182	0.459906464	1.818430349	3.249978239	233.8385028	0.246167574	0.226474168	0.002152372	0.001908558	7586632.695	8116696.488	12518.36596	726251053.2
Statewide Totals	2011	Industrial - Misc - Aerial Lifts	Aggregate	Aggregate	Diesel	0.007513667	0.00903729	0.010801018	0.035880809	0.055950076	0.000118069	0.002716849	0.002052732	8.58241E-07	7.39296E-07	2941.387873	0	1226.879339	0
Statewide Totals	2011	Industrial - Misc - Other General Industrial Equipment	Aggregate	Aggregate	Diesel	0.006129933	0.007372962	0.008811879	0.029593284	0.047876729	0.000111784	0.001775838	0.001341744	7.05093E-07	6.07373E-07	2416.513865	0	293.286565	0

Region	Calendar Year	Vehicle Category	Model Year	Horsepower Bin	Fuel	HC_tpd	ROG_tpd	TOG_tpd	CO_tpd	NOx_tpd	CO2_tpd	PM10_tpd	PM2.5_tpd	SOx_tpd	NH3_tpd	Fuel Consumption	Total_Activity_hpy	Total_Population	Horsepower_Hours_hhpy
Statewide Totals	2011	Industrial - Misc - Sweepers/Scrubbers	Aggregate	Aggregate	Diesel	0.001865303	0.00224355	0.002681405	0.009791059	0.014815844	3.47425E-05	0.000560945	0.000423825	2.26244E-07	1.94888E-07	775.3881564	0	144.0751572	0
Statewide Totals	2011	Industrial - Other General Industrial Equipment	Aggregate	Aggregate	Diesel	0.133947563	0.162076551	0.19288449	0.767576351	1.2638209	112.9372875	0.081075796	0.074589732	0.001040143	0.000921779	3664125.916	2289629.831	3186.881126	201767674.6
Statewide Totals	2011	Industrial - Other Material Handling Equipment	Aggregate	Aggregate	Diesel	0.054857733	0.066377857	0.078995136	0.373984286	0.747192776	66.21541003	0.040343588	0.037116101	0.000610549	0.000540441	2148286.055	625822.9518	958.6121441	104730287
Statewide Totals	2011	Light Commercial - Misc - Air Compressors	Aggregate	Aggregate	Diesel	0.089754675	0.106864523	0.129237135	0.325555349	0.29167264	27.92208832	0.029761654	0.027793852	0.000353435	0.000239238	951051.803	841408.95	1202.571259	31132131.15
Statewide Totals	2011	Light Commercial - Misc - Generator Sets	Aggregate	Aggregate	Diesel	0.245517491	0.293209037	0.353345072	1.022386953	1.301556855	131.1682209	0.08693039	0.090081981	0.001495851	0.00110166	4380942.883	1693735.05	14775.24935	55893256.65
Statewide Totals	2011	Light Commercial - Misc - Pressure Washers	Aggregate	Aggregate	Diesel	0.001070619	0.001279801	0.001540582	0.004857101	0.006764281	0.678169325	0.000401041	0.000427076	7.64968E-06	5.55496E-06	22091.27294	17049.15	439.9446507	647867.7
Statewide Totals	2011	Light Commercial - Misc - Pumps	Aggregate	Aggregate	Diesel	0.154182319	0.184133643	0.221896567	0.596628202	0.73224948	72.44094953	0.052897859	0.054728616	0.00083438	0.000609951	2425505.059	884092.05	7693.381471	32711405.85
Statewide Totals	2011	Light Commercial - Misc - Welders	Aggregate	Aggregate	Diesel	0.40387341	0.481219941	0.581464794	1.491941906	1.486528394	145.0319871	0.135849729	0.130126993	0.001785086	0.001234768	4909077.646	3317791.6	8764.111695	152618413.6
Statewide Totals	2012	Construction and Mining - Bore/Drill Rigs	Aggregate	Aggregate	Diesel	0.024299774	0.029402726	0.034991674	0.203013865	0.457640962	62.62738385	0.017892318	0.016460933	0.000578292	0.000511156	2031876.497	354460.0829	1130.992419	78361007.13
Statewide Totals	2012	Construction and Mining - Cranes	Aggregate	Aggregate	Diesel	0.149803948	0.181262777	0.215717686	1.079147518	2.135223291	148.2729464	0.101413678	0.093300583	0.001366363	0.001210184	4810552.454	1396693.846	3402.493553	322847835.4
Statewide Totals	2012	Construction and Mining - Crawler Tractors	Aggregate	Aggregate	Diesel	0.296202279	0.358404757	0.426531282	1.975470576	4.375125676	367.0539813	0.208185388	0.191530557	0.00338471	0.002995845	11908662.19	2522777.962	6267.344979	536709918
Statewide Totals	2012	Construction and Mining - Excavators	Aggregate	Aggregate	Diesel	0.387401313	0.468755589	0.557857891	2.678437902	6.007442227	659.6477869	0.26207522	0.241109202	0.006087149	0.005383957	21401545.97	6832931.988	12181.37866	1076487406
Statewide Totals	2012	Construction and Mining - Graders	Aggregate	Aggregate	Diesel	0.208038259	0.251726294	0.299575093	1.103136261	3.058667216	249.3810487	0.136129851	0.125239463	0.00229941	0.002035415	8090893.479	2018403.237	3938.02442	382500929.4
Statewide Totals	2012	Construction and Mining - Misc - Bore/Drill Rigs	Aggregate	Aggregate	Diesel	0.001718921	0.002067485	0.002470978	0.007538128	0.013167381	3.00775E-05	0.000539333	0.000407496	1.86408E-07	1.60573E-07	638.8617751	0	104.1383145	0
Statewide Totals	2012	Construction and Mining - Misc - Cement And Mortar Mixers	Aggregate	Aggregate	Diesel	0.002166366	0.002605661	0.003114186	0.011930832	0.015834076	3.58633E-05	0.000728188	0.000550187	2.71032E-07	2.33469E-07	928.8878283	0	686.9000044	0
Statewide Totals	2012	Construction and Mining - Misc - Concrete/Industrial Saws	Aggregate	Aggregate	Diesel	0.002772957	0.003303614	0.003992361	0.011487288	0.012321225	1.035600719	0.000996661	0.000904036	1.34169E-05	8.76765E-06	34852.00129	24688.6	63.0963216	814723.8
Statewide Totals	2012	Construction and Mining - Misc - Dumpers/Tenders	Aggregate	Aggregate	Diesel	0.00021361	0.000256925	0.000307067	0.000841472	0.001597831	3.50599E-06	7.25643E-05	5.48264E-05	2.17465E-08	1.87326E-08	74.5302061	0	28.86868351	0
Statewide Totals	2012	Construction and Mining - Misc - Excavators	Aggregate	Aggregate	Diesel	0.001431858	0.001722211	0.00205832	0.005878156	0.01088303	2.51203E-05	0.000373311	0.000282057	1.49317E-07	1.28623E-07	511.7438292	0	45.4900017	0
Statewide Totals	2012	Construction and Mining - Misc - Other	Aggregate	Aggregate	Diesel	0.004168613	0.005013923	0.005992448	0.02466813	0.031481775	7.52611E-05	0.001110516	0.000839056	5.47008E-07	4.71197E-07	1874.720356	0	430.5414164	0
Statewide Totals	2012	Construction and Mining - Misc - Pavers	Aggregate	Aggregate	Diesel	0.000417082	0.000501658	0.000599562	0.001610126	0.00305238	6.58338E-06	0.000142253	0.00010748	4.19698E-08	3.61532E-08	143.8400898	0	17.86000067	0
Statewide Totals	2012	Construction and Mining - Misc - Paving Equipment	Aggregate	Aggregate	Diesel	0.000649802	0.000781569	0.000934101	0.002632714	0.005014739	1.12509E-05	0.000205187	0.00015503	6.72426E-08	5.79235E-08	230.4559611	0	44.66655822	0
Statewide Totals	2012	Construction and Mining - Misc - Plate Compactors	Aggregate	Aggregate	Diesel	0.00136226	0.0016385	0.001958271	0.008594628	0.010260943	2.47684E-05	0.000368625	0.000278517	1.86684E-07	1.60812E-07	639.8098089	0	397.7100332	0
Statewide Totals	2012	Construction and Mining - Misc - Rollers	Aggregate	Aggregate	Diesel	0.009564586	0.011504093	0.013749241	0.05021742	0.072505335	0.000170695	0.002641871	0.00199608	1.16021E-06	9.99414E-07	3976.29825	0	1217.819625	0
Statewide Totals	2012	Construction and Mining - Misc - Rubber Tired Loaders	Aggregate	Aggregate	Diesel	0.000263045	0.000316385	0.000378131	0.001078907	0.002001398	4.61072E-06	7.07293E-05	5.34399E-05	2.74165E-08	2.36168E-08	93.96268409	0	11.82772467	0
Statewide Totals	2012	Construction and Mining - Misc - Signal Boards	Aggregate	Aggregate	Diesel	0.022405824	0.026935106	0.032211503	0.138856797	0.164869597	0.458144673	0.006009747	0.004608043	8.83523E-06	6.33579E-06	25194.10904	8822.05	3492.681887	326415.85
Statewide Totals	2012	Construction and Mining - Misc - Skid Steer Loaders	Aggregate	Aggregate	Diesel	0.086836246	0.104444901	0.124828495	0.333559629	0.620679191	0.001347578	0.0266442	0.020131176	8.71308E-06	7.50552E-06	29861.71846	0	4868.259266	0
Statewide Totals	2012	Construction and Mining - Misc - Tractors/Loaders/Backhoes	Aggregate	Aggregate	Diesel	0.007064708	0.008497289	0.01015563	0.028288052	0.053445412	0.000119309	0.00235492	0.001779274	7.26061E-07	6.25435E-07	2488.375401	0	331.8262032	0
Statewide Totals	2012	Construction and Mining - Misc - Trenchers	Aggregate	Aggregate	Diesel	0.009088571	0.010931554	0.013064968	0.041777357	0.068969123	0.000160688	0.002338667	0.001766994	1.01416E-06	8.7361E-07	3475.768417	0	546.4068046	0
Statewide Totals	2012	Construction and Mining - Off-Highway Tractors	Aggregate	Aggregate	Diesel	0.134515925	0.162764269	0.193702932	0.812811457	1.500709408	139.7080459	0.084314823	0.077569637	0.001287635	0.001140278	4532673.688	1601808.375	2773.053316	198608658.7
Statewide Totals	2012	Construction and Mining - Off-Highway Trucks	Aggregate	Aggregate	Diesel	0.635245615	0.768647194	0.914753685	3.97108486	9.591877114	839.5329581	0.374270597	0.34432895	0.007742841	0.006852155	27237722.24	3409140.868	2902.36337	1380314570
Statewide Totals	2012	Construction and Mining - Other	Aggregate	Aggregate	Diesel	0.147212943	0.178127661	0.211986638	1.039534666	2.054600947	187.1206185	0.100916028	0.092842746	0.001725607	0.001527253	6070922.392	1628798.752	4196.760157	281129490.3
Statewide Totals	2012	Construction and Mining - Pavers	Aggregate	Aggregate	Diesel	0.036134217	0.043722402	0.052033272	0.222491706	0.473137185	43.98411765	0.026156049	0.024063565	0.000405571	0.000358992	1427016.257	511776.9435	1489.500469	66185033.88
Statewide Totals	2012	Construction and Mining - Paving Equipment	Aggregate	Aggregate	Diesel	0.021333592	0.025813646	0.030720372	0.135960701	0.285302362	25.60388732	0.015526015	0.014283934	0.000236081	0.000208975	830689.9266	341628.2059	843.9406633	44902403.12
Statewide Totals	2012	Construction and Mining - Rollers	Aggregate	Aggregate	Diesel	0.128530212	0.155521557	0.185083506	0.794484226	1.292580354	114.0805617	0.084956964	0.078160407	0.001050875	0.00093111	3701218.187	2321404.122	7764.690003	186598138.7
Statewide Totals	2012	Construction and Mining - Rough Terrain Forklifts	Aggregate	Aggregate	Diesel	0.083132959	0.10059088	0.119711461	0.784730959	1.214081765	123.7939397	0.074228382	0.068290111	0.001142042	0.001010389	4016358.039	1919180.187	7822.343524	192770097.4
Statewide Totals	2012	Construction and Mining - Rubber Tired Dozers	Aggregate	Aggregate	Diesel	0.090353407	0.109327623	0.130108906	0.797495609	1.172678817	73.18732956	0.059802364	0.055018175	0.000673943	0.000597345	2374482.306	462911.1194	691.5929331	115783294.3
Statewide Totals	2012	Construction and Mining - Rubber Tired Loaders	Aggregate	Aggregate	Diesel	0.816539067	0.988012271	1.175816257	5.002684005	11.65053771	1007.612959	0.536625677	0.493695623	0.009291385	0.008224002	32690892.76	8645708.429	10138.24823	1746150352
Statewide Totals	2012	Construction and Mining - Scrapers	Aggregate	Aggregate	Diesel	0.523225677	0.633103069	0.753444975	4.786234458	8.259881018	655.8088769	0.343002744	0.315562525	0.006047582	0.005352624	21276996.77	2319659.799	5696.151163	852011139.1
Statewide Totals	2012	Construction and Mining - Skid Steer Loaders	Aggregate	Aggregate	Diesel	0.081835435	0.099020876	0.117843026	0.783011717	1.072805554	120.0847943	0.070168365	0.064554896	0.001107788	0.000980116	3896018.901	3070054.935	10143.72836	201073338.1
Statewide Totals	2012	Construction and Mining - Surfacing Equipment	Aggregate	Aggregate	Diesel	0.006653841	0.008051147	0.00958153	0.044372159	0.120628002	13.75635632	0.00463214	0.004261568	0.000126985	0.000112278	446309.831	108905.8673	465.811405	28578471.56
Statewide Totals	2012	Construction and Mining - Tractors/Loaders/Backhoes	Aggregate	Aggregate	Diesel	0.845520333	1.023079603	1.21754928	5.980918161	10.03612831	922.4188934	0.696626432	0.640896317	0.008502855	0.007528659	29926865.14	15913078.07	30595.72435	1561759642
Statewide Totals	2012	Construction and Mining - Trenchers	Aggregate	Aggregate	Diesel	0.046539362	0.056312628	0.067016681	0.252935776	0.417050401	37.92327156	0.028545544	0.0262619	0.000349223	0.000309525	1230378.781	579475.1002	1838.037003	45643630.57
Statewide Totals	2012	Industrial - Aerial Lifts	Aggregate	Aggregate	Diesel	0.028124062	0.034030115	0.040498649	0.352711951	0.477446788	58.31104848	0.026322375	0.024216585	0.000538271	0.000475927	1891837.75	1820927.774	6894.173633	114491369.4
Statewide Totals	2012	Industrial - Forklifts	Aggregate	Aggregate	Diesel	0.336905794	0.40765601	0.485144343	1.923812073	3.400653164	245.5130427	0.259811466	0.239026548	0.002259783	0.002003844	7965400.286	8521927.86	12933.03068	762518330
Statewide Totals	2012	Industrial - Misc - Aerial Lifts	Aggregate	Aggregate	Diesel	0.007387204	0.00888518	0.01061922	0.035202907	0.055528748	0.000119316	0.00252355	0.001906683	8.42727E-07	7.25933E-07	2888.217183	0	1240.168097	0
Statewide Totals	2012	Industrial - Misc - Other General Industrial Equipment	Aggregate	Aggregate	Diesel	0.006007545	0.007225752	0.008635941	0.029065338	0.046924378	0.000109632	0.001616685	0.001221495	6.91951E-07	5.96053E-07	2371.472735	0	288.6230278	0
Statewide Totals	2012	Industrial - Misc - Sweepers/Scrubbers	Aggregate	Aggregate	Diesel	0.001774885	0.002134796	0.002551423	0.009328492	0.01408759	3.30882E-05	0.000506224	0.00038248	2.15456E-07	1.85596E-07	738.4164423	0	137.2824835	0
Statewide Totals	2012	Industrial - Other General Industrial Equipment	Aggregate	Aggregate	Diesel	0.142301539	0.172184862	0.204914216	0.816687988	1.319389741	118.5757553	0.085439575	0.078604409	0.001092023	0.000967799	3847059.794	2403941.095	3292.444996	211846580.2
Statewide Totals	2012	Industrial - Other Material Handling Equipment	Aggregate	Aggregate	Diesel	0.057081882	0.069069077	0.08219791	0.384633777	0.771938287	69.52125761	0.041661331	0.038328425	0.000641046	0.000567423	2255540.639	657067.5712	990.3657001	109926359.9
Statewide Totals	2012	Light Commercial - Misc - Air Compressors	Aggregate	Aggregate	Diesel	0.083138852	0.098988112	0.119710945	0.315543825	0.287512541	28.02801991	0.028172522	0.02630467	0.000354755	0.000239661	952734.0322	844573.5	1207.021171	31249219.5
Statewide Totals	2012	Light Commercial - Misc - Generator Sets	Aggregate	Aggregate	Diesel	0.229477946	0.274081123	0.330255852	0.993147786	1.274482157	131.6633978	0.08226436	0.085268672	0.001501174	0.00110456	4392478.098	1700060.5	14830.99557	56101996.5
Statewide Totals	2012	Light Commercial - Misc - Pressure Washers	Aggregate	Aggregate	Diesel	0.000999231	0.001194614	0.001437827	0.004735114	0.006599009	0.681160247	0.000378915	0.000403721	7.68097E-06	5.57404E-06	22167.17175	17118.5	441.9443201	650503
Statewide Totals	2012	Light Commercial - Misc - Pumps	Aggregate	Aggregate	Diesel	0.14335124	0.171206882	0.206307029	0.580097956	0.716042688	72.71332647	0.049825422	0.051484782	0.0008373	0.00061149	2431625.302	887468.3	7722.519096	32836327.1
Statewide Totals	2012	Light Commercial - Misc - Welders	Aggregate	Aggregate	Diesel	0.375220203	0.447086128	0.540210858	1.449094801	1.462403809	145.5781015	0.128618525	0.123130243	0.001791604	0.001237329	4919263.877	3330260	8797.450324	153191960
Statewide Totals	2013	Construction and Mining - Bore/Drill Rigs	Aggregate	Aggregate	Diesel	0.024489644	0.029632469	0.035265088	0.21137692	0.452019539	65.5728917	0.017451723	0.016055586	0.000605519	0.000535197	2127440.256	371297.79	1166.496658	82146332.81
Statewide Totals	2013	Construction and Mining - Cranes	Aggregate	Aggregate	Diesel	0.154024791	0.186369998	0.2217957	1.104711742	2.181589021	155.3252743	0.103897486	0.095585687	0.001431438	0.001267744	5039357.465	1463115.729	3509.305005	338204921
Statewide Totals	2013	Construction and Mining - Crawler Tractors	Aggregate	Aggregate	Diesel	0.309195487	0.374126539	0.445241501	2.049128758	4.5229859	384.4793764	0.216524314	0.199202369	0.003545427	0.003138069	12474009.94	2642813.008	6464.090163	562074596.5
Statewide Totals	2013	Construction and Mining - Excavators	Aggregate	Aggregate	Diesel	0.386362852	0.467499051	0.556362508	2.764559998	5.868431527	691.1640914	0.254328235	0.233981976	0.006378564	0.005641188	22424057.76	7157800.195	12563.77784	1128499317
Statewide Totals	2013	Construction and Mining - Graders	Aggregate	Aggregate	Diesel	0.219046283	0.265046002	0.315426647	1.155613642	3.1798549	261.1620851	0.142133086	0.130762439	0.002408002	0.00213157	8473116.232	2114381.556	4061.647316	400498383.1
Statewide Totals	2013	Construction and Mining - Misc - Bore/Drill Rigs	Aggregate	Aggregate	Diesel	0.001749955	0.002104812	0.00251559	0.007695441	0.013348064	3.07316E-05	0.00051152	0.000386482	1.90089E-07	1.63745E-07	651.4801192	0	106.3006178	0
Statewide Totals	2013	Construction and Mining - Misc - Cement And Mortar Mixers	Aggregate	Aggregate	Diesel	0.002143091	0.002577666	0.003080728	0.0120226	0.015850782	3.64286E-05	0.000677089	0.000511578	2.71398E-07	2.33784E-07	930.1417682	0	697.689984	0
Statewide Totals	2013	Construction and Mining - Misc - Concrete/Industrial Saws	Aggregate	Aggregate	Diesel	0.002592411	0.003088776	0.003732368	0.011324192	0.012104942	1.052019064	0.000929823	0.00084377	1.36294E-05	8.89548E-06	35360.14575	25028.05	63.9634897	825925.65
Statewide Totals	2013	Construction and Mining - Misc - Dumpers/Tenders	Aggregate	Aggregate	Diesel	0.000210527	0.000253218	0.000302636	0.00084401	0.001586091	3.556E-06	6.82917E-05	5.15981E-05	2.16518E-08	1.86511E-08	74.20571728	0	29.28052066	0
Statewide Totals	2013	Construction and Mining - Misc - Excavators	Aggregate	Aggregate	Diesel	0.00145578	0.001750983	0.002092709	0.005976363	0.011064852	2.554E-05	0.000372618	0.000281533	1.51812E-07	1.30772E-07	520.293475	0	46.24999833	0
Statewide Totals	2013	Construction and Mining - Misc - Other	Aggregate	Aggregate	Diesel	0.004239833	0.005099592	0.006094831	0.025098717	0.032004056	7.6578E-05	0.0011237	0.000849018	5.56489E-07	4.79365E-07	1907.216406	0	438.062079	0
Statewide Totals	2013	Construction and Mining - Misc - Pavers	Aggregate	Aggregate	Diesel	0.000409743	0.000492831	0.000589013	0.001610982	0.003034527	6.67922E-06	0.000135057	0.000102043	4.1667E-08	3.58924E-08	142.8025185	0	18.11999934	0
Statewide Totals	2013	Construction and Mining - Misc - Paving Equipment	Aggregate	Aggregate	Diesel	0.000657366	0.000790668	0.000944975	0.002674823	0.005048215	1.14309E-05	0.00019323	0.000145996	6.81962E-08	5.87448E-08	233.7240904	0	45.38096725	0
Statewide Totals	2013	Construction and Mining - Misc - Plate Compactors	Aggregate	Aggregate	Diesel	0.001383497	0.001664043	0.001988799	0.008728607	0.010420902	2.51545E-05	0.000367338	0.000277544	1.89595E-07	1.63318E-07	649.783877	0	403.9099802	0
Statewide Totals	2013	Construction and Mining - Misc - Rollers	Aggregate	Aggregate	Diesel	0.009717518	0.011688039	0.013969092	0.051042636	0.073589131	0.00017357	0.002577165	0.001947193	1.17909E-06	1.01568E-06	4041.016379	0	1237.42359	0
Statewide Totals	2013	Construction and Mining - Misc - Rubber Tired Loaders	Aggregate	Aggregate	Diesel	0.000262635	0.000315892	0.000377542	0.001078072	0.001996436	4.60715E-06	6.8816E-05	5.19943E-05	2.73864E-08	2.35909E-08	93.85947594	0	11.81857319	0
Statewide Totals	2013	Construction and Mining - Misc - Signal Boards	Aggregate	Aggregate	Diesel	0.022655052	0.027235998	0.032569555	0.140891859	0.167293731	0.465408098	0.006102158	0.004673095	8.97533E-06	6.43167E-06	25575.40313	8953.45	3548.141732	331277.65
Statewide Totals	2013	Construction and Mining - Misc - Skid Steer Loaders	Aggregate	Aggregate	Diesel	0.085760044	0.103150464	0.123281433	0.333464402	0.621857077	0.001363542	0.025708858	0.019424474	8.66542E-06	7.46447E-06	29698.39398	0	4925.932254	0
Statewide Totals	2013	Construction and Mining - Misc - Tractors/Loaders/Backhoes	Aggregate	Aggregate	Diesel	0.007048604	0.008477924	0.010132482	0.02852611	0.053745971	0.000121276	0.002211361	0.001670807	7.28922E-07	6.27901E-07	2498.185443	0	337.2969624	0
Statewide Totals	2013	Construction and Mining - Misc - Trenchers	Aggregate	Aggregate	Diesel	0.009200124	0.011065725	0.013225326	0.042298606	0.069791691	0.000162707	0.002377582	0.001796396	1.02674E-06	8.8444E-07	3518.862827	0	553.0828881	0
Statewide Totals	2013	Construction and Mining - Off-Highway Tractors	Aggregate	Aggregate	Diesel	0.133105961	0.161058213	0.191672585	0.80200624	1.473013609	146.3752808	0.082773742	0.076151842	0.001349319	0.001194695	4748984.782	1677950.513	2860.105311	208145939.6
Statewide Totals	2013	Construction and Mining - Off-Highway Trucks	Aggregate	Aggregate	Diesel	0.645030036	0.780486343	0.928843251	4.002889557	9.611665613	879.5313086	0.373049431	0.343205477	0.008112352	0.007178616	28535424.68	3571370.013	2993.47468	1446254304
Statewide Totals	2013	Construction and Mining - Other	Aggregate	Aggregate	Diesel	0.149020465	0.180314763	0.214589469	1.049288998	2.053633843	195.9324749	0.101257886	0.093157255	0.001807022	0.001599175	6356813.367	1706304.051	4328.505314	294421080.2
Statewide Totals	2013	Construction and Mining - Pavers	Aggregate	Aggregate	Diesel	0.035947924	0.043496988	0.05176501	0.231420986	0.472507856	46.09161295	0.025827767	0.023761546	0.000425061	0.000376194	1495391.621	536149.589	1536.259032	69393567.83
Statewide Totals	2013	Construction and Mining - Paving Equipment	Aggregate	Aggregate	Diesel	0.020686278	0.025030396	0.02978824	0.137488575	0.28052031	26.80055283	0.014961184	0.013764289	0.000247164	0.000218743	869514.421	357818.6147	870.4337415	47031018.37

Region	Calendar Year	Vehicle Category	Model Year	Horsepower Bin	Fuel	HC_tpd	ROG_tpd	TOG_tpd	CO_tpd	NOx_tpd	CO2_tpd	PM10_tpd	PM2.5_tpd	SOx_tpd	NH3_tpd	Fuel Consumption	Total_Activity_hpy	Total_Population	Horsepower_Hours_hhpy
Statewide Totals	2013	Construction and Mining - Rollers	Aggregate	Aggregate	Diesel	0.128280775	0.155219738	0.184724316	0.818738501	1.285593245	119.5037687	0.083955285	0.077238862	0.001101023	0.000975374	3877168.165	2431724.631	8008.440006	195487853.3
Statewide Totals	2013	Construction and Mining - Rough Terrain Forklifts	Aggregate	Aggregate	Diesel	0.076393691	0.092436367	0.110006916	0.809361687	1.168378619	129.6570153	0.067533351	0.062130683	0.001196452	0.001058243	4206579.069	2010708.24	8067.903393	201898897.8
Statewide Totals	2013	Construction and Mining - Rubber Tired Dozers	Aggregate	Aggregate	Diesel	0.093394788	0.113007694	0.134488495	0.815447395	1.202447517	76.65911748	0.061549776	0.056625794	0.00070595	0.000625681	2487120.642	484931.426	713.3034946	121348158.8
Statewide Totals	2013	Construction and Mining - Rubber Tired Loaders	Aggregate	Aggregate	Diesel	0.850899564	1.029588473	1.225295372	5.199502068	11.94721554	1055.401913	0.551143825	0.507052319	0.009732187	0.008614049	34241352.76	9056777.292	10456.50923	1829353387
Statewide Totals	2013	Construction and Mining - Scrapers	Aggregate	Aggregate	Diesel	0.542101432	0.655942732	0.780626062	4.929975147	8.476499885	687.003892	0.352189731	0.324014553	0.006335429	0.005607233	22289084.68	2429948.974	5874.965367	892518853.4
Statewide Totals	2013	Construction and Mining - Skid Steer Loaders	Aggregate	Aggregate	Diesel	0.077294745	0.093526642	0.111304433	0.809799928	1.051902645	125.7330428	0.065288403	0.060065331	0.001160145	0.001026216	4079270.105	3216091.704	10462.1614	210561390.1
Statewide Totals	2013	Construction and Mining - Surfacing Equipment	Aggregate	Aggregate	Diesel	0.006674783	0.008076488	0.009611688	0.04551366	0.121283761	14.4072155	0.004625369	0.00425534	0.000133002	0.00011759	467426.2401	114083.3941	480.434208	29932936.42
Statewide Totals	2013	Construction and Mining - Tractors/Loaders/Backhoes	Aggregate	Aggregate	Diesel	0.856065547	1.035839312	1.232734388	6.24086215	10.18347901	965.7607917	0.699899125	0.643907195	0.008903255	0.00788241	31333045.29	16669619.64	31556.18869	1635640777
Statewide Totals	2013	Construction and Mining - Trenchers	Aggregate	Aggregate	Diesel	0.048035187	0.058122577	0.06917067	0.265300795	0.42905192	39.71376668	0.029350871	0.027002802	0.000365732	0.000324138	1288469.423	607019.6629	1895.736863	47827816.64
Statewide Totals	2013	Industrial - Aerial Lifts	Aggregate	Aggregate	Diesel	0.024327493	0.029436267	0.035031591	0.36248431	0.453825398	61.08383259	0.02213571	0.020364853	0.00056402	0.000498558	1981797.677	1907515.818	7110.596291	119934146.1
Statewide Totals	2013	Industrial - Forklifts	Aggregate	Aggregate	Diesel	0.341137043	0.412775822	0.491237342	1.999195943	3.452015897	257.1875826	0.263761132	0.242660241	0.002367593	0.00209913	8344167.876	8927159.231	13339.0258	798756206
Statewide Totals	2013	Industrial - Misc - Aerial Lifts	Aggregate	Aggregate	Diesel	0.007315503	0.008798944	0.010516156	0.035079052	0.055281043	0.000120559	0.002399468	0.001812933	8.37807E-07	7.21694E-07	2871.356859	0	1253.77034	0
Statewide Totals	2013	Industrial - Misc - Other General Industrial Equipment	Aggregate	Aggregate	Diesel	0.005919685	0.007120077	0.008509641	0.028681784	0.046250031	0.000108069	0.001581018	0.001194547	6.82448E-07	5.87867E-07	2338.906641	0	285.2352863	0
Statewide Totals	2013	Industrial - Misc - Sweepers/Scrubbers	Aggregate	Aggregate	Diesel	0.001698212	0.002042576	0.002441207	0.008945669	0.013476248	3.16898E-05	0.00047124	0.000356048	2.06448E-07	1.77836E-07	707.5454597	0	131.6924806	0
Statewide Totals	2013	Industrial - Other General Industrial Equipment	Aggregate	Aggregate	Diesel	0.142646369	0.172602107	0.205410772	0.842687225	1.300331966	124.2142232	0.084875494	0.078085454	0.001144143	0.00101382	4029993.673	2518252.36	3395.801792	221950283.2
Statewide Totals	2013	Industrial - Other Material Handling Equipment	Aggregate	Aggregate	Diesel	0.055873907	0.067607427	0.080458426	0.384331188	0.757368054	72.82710518	0.039690323	0.036515097	0.000671646	0.000594405	2362795.223	688312.1907	1021.455369	115165334.6
Statewide Totals	2013	Light Commercial - Misc - Air Compressors	Aggregate	Aggregate	Diesel	0.07609126	0.090597908	0.109562998	0.304771578	0.277670452	28.13350206	0.026061985	0.024335999	0.000356066	0.000240051	954283.4711	847676	1211.681002	31364012
Statewide Totals	2013	Light Commercial - Misc - Generator Sets	Aggregate	Aggregate	Diesel	0.21303162	0.25447059	0.306580588	0.963016162	1.231883388	132.1494522	0.076361498	0.079321599	0.0015064	0.001107389	4403728.993	1706469.9	14885.9014	56313506.7
Statewide Totals	2013	Light Commercial - Misc - Pressure Washers	Aggregate	Aggregate	Diesel	0.000926486	0.001107811	0.001333121	0.004608315	0.006354796	0.683621346	0.000351098	0.0003751	7.70714E-06	5.59168E-06	22237.30891	17191.5	443.3942326	653277
Statewide Totals	2013	Light Commercial - Misc - Pumps	Aggregate	Aggregate	Diesel	0.132151667	0.157841487	0.190186882	0.562945519	0.690708562	72.98246232	0.045996627	0.047540645	0.000840181	0.000612955	2437450.78	890764.25	7750.886674	32958277.25
Statewide Totals	2013	Light Commercial - Misc - Welders	Aggregate	Aggregate	Diesel	0.344921412	0.410993918	0.496587269	1.403326354	1.41225335	146.1167134	0.11909164	0.114018007	0.001798026	0.001239721	4928772.88	3342633.5	8829.858669	153761141
Statewide Totals	2014	Construction and Mining - Bore/Drill Rigs	Aggregate	Aggregate	Diesel	0.024054371	0.029105789	0.034638294	0.217027003	0.435724186	68.5264079	0.016463331	0.015146264	0.000632839	0.000559303	2223263.836	388144.169	1201.288395	85848786.69
Statewide Totals	2014	Construction and Mining - Cranes	Aggregate	Aggregate	Diesel	0.156452777	0.18930786	0.225291999	1.12371678	2.202949439	162.3721887	0.105080001	0.096673601	0.001496518	0.00132526	5267986.841	1529535.371	3613.972958	353613155.7
Statewide Totals	2014	Construction and Mining - Crawler Tractors	Aggregate	Aggregate	Diesel	0.318103985	0.384905822	0.458069739	2.113256369	4.600129196	401.8099459	0.221693571	0.203958085	0.003705389	0.003279519	13036281.18	2762781.005	6656.887051	587555624
Statewide Totals	2014	Construction and Mining - Excavators	Aggregate	Aggregate	Diesel	0.378751851	0.45828974	0.545402665	2.838405938	5.584872551	722.6322885	0.242641709	0.223230372	0.006669731	0.005898028	23445008.76	7482782.337	12938.50301	1180298027
Statewide Totals	2014	Construction and Mining - Graders	Aggregate	Aggregate	Diesel	0.229544988	0.277749436	0.330544783	1.207380645	3.29934418	272.9186772	0.147530012	0.135727611	0.002516382	0.002227526	8854545.915	2210457.071	4182.789339	418560686.5
Statewide Totals	2014	Construction and Mining - Misc - Bore/Drill Rigs	Aggregate	Aggregate	Diesel	0.001772108	0.002131458	0.002547434	0.007798341	0.013478457	3.11936E-05	0.000490309	0.000370456	1.92578E-07	1.65888E-07	660.0087359	0	107.7007661	0
Statewide Totals	2014	Construction and Mining - Misc - Cement And Mortar Mixers	Aggregate	Aggregate	Diesel	0.002147795	0.002583323	0.003087489	0.012171047	0.015941176	3.7008E-05	0.000637889	0.00048196	2.73812E-07	2.35864E-07	938.4163207	0	708.6299625	0
Statewide Totals	2014	Construction and Mining - Misc - Concrete/Industrial Saws	Aggregate	Aggregate	Diesel	0.002409387	0.002871003	0.003468806	0.011165193	0.011900079	1.068436949	0.000869885	0.000788448	1.3842E-05	9.01605E-06	35839.42333	25480.65	64.93930961	840861.45
Statewide Totals	2014	Construction and Mining - Misc - Dumpers/Tenders	Aggregate	Aggregate	Diesel	0.000210418	0.000253086	0.000302479	0.000851761	0.001597995	3.61589E-06	6.45689E-05	4.87854E-05	2.17628E-08	1.87467E-08	74.58625082	0	29.7736769	0
Statewide Totals	2014	Construction and Mining - Misc - Excavators	Aggregate	Aggregate	Diesel	0.001479387	0.001779378	0.002126644	0.006073277	0.011244281	2.59542E-05	0.000376823	0.000284711	1.54273E-07	1.32893E-07	528.730661	0	46.99999658	0
Statewide Totals	2014	Construction and Mining - Misc - Other	Aggregate	Aggregate	Diesel	0.004311214	0.005185441	0.006197439	0.025528177	0.032531887	7.78893E-05	0.001141337	0.000862344	5.65961E-07	4.87524E-07	1939.678207	0	445.5592351	0
Statewide Totals	2014	Construction and Mining - Misc - Pavers	Aggregate	Aggregate	Diesel	0.00040365	0.000485502	0.000580253	0.001613916	0.003018348	6.77137E-06	0.000127804	9.6563E-05	4.14489E-08	3.57045E-08	142.0547847	0	18.36999866	0
Statewide Totals	2014	Construction and Mining - Misc - Paving Equipment	Aggregate	Aggregate	Diesel	0.000665709	0.000800701	0.000956968	0.002718795	0.00509049	1.16188E-05	0.000189243	0.000142984	6.92111E-08	5.96191E-08	237.2023659	0	46.12701227	0
Statewide Totals	2014	Construction and Mining - Misc - Plate Compactors	Aggregate	Aggregate	Diesel	0.001405145	0.001690079	0.002019917	0.008865186	0.010583959	2.55481E-05	0.000371233	0.000280487	1.92561E-07	1.65874E-07	659.9510185	0	410.2299485	0
Statewide Totals	2014	Construction and Mining - Misc - Rollers	Aggregate	Aggregate	Diesel	0.009861653	0.011861401	0.014176286	0.051807322	0.074633104	0.000176235	0.002598136	0.001963035	1.19669E-06	1.03084E-06	4101.344412	0	1255.586725	0
Statewide Totals	2014	Construction and Mining - Misc - Rubber Tired Loaders	Aggregate	Aggregate	Diesel	0.000259876	0.000312574	0.000373576	0.00106686	0.001975221	4.55923E-06	6.70612E-05	5.06685E-05	2.71004E-08	2.33445E-08	92.8792229	0	11.69564878	0
Statewide Totals	2014	Construction and Mining - Misc - Signal Boards	Aggregate	Aggregate	Diesel	0.022903659	0.02753615	0.032926711	0.142929147	0.169720926	0.472671306	0.006169547	0.004719161	9.11543E-06	6.52021E-06	25927.4803	9110.4	3603.655666	337084.8
Statewide Totals	2014	Construction and Mining - Misc - Skid Steer Loaders	Aggregate	Aggregate	Diesel	0.085293632	0.102589478	0.122610961	0.334848118	0.623979617	0.001380654	0.025094865	0.018960566	8.66604E-06	7.46501E-06	29700.52153	0	4987.751657	0
Statewide Totals	2014	Construction and Mining - Misc - Tractors/Loaders/Backhoes	Aggregate	Aggregate	Diesel	0.007088789	0.008526254	0.010190248	0.028871318	0.054227524	0.000123249	0.002084876	0.001575241	7.35804E-07	6.33828E-07	2521.768609	0	342.7836826	0
Statewide Totals	2014	Construction and Mining - Misc - Trenchers	Aggregate	Aggregate	Diesel	0.009285234	0.011168093	0.013347672	0.042677195	0.070432267	0.000164219	0.002400832	0.001813962	1.03605E-06	8.9246E-07	3550.768144	0	557.4701047	0
Statewide Totals	2014	Construction and Mining - Off-Highway Tractors	Aggregate	Aggregate	Diesel	0.129002025	0.15609245	0.185762916	0.800704432	1.41031745	152.9929063	0.078968762	0.072651261	0.001410625	0.001248708	4963686.353	1754142.991	2945.41034	217640206.9
Statewide Totals	2014	Construction and Mining - Off-Highway Trucks	Aggregate	Aggregate	Diesel	0.617128167	0.746725082	0.88866456	3.846273123	9.154347193	917.7588473	0.348913941	0.321000825	0.008466622	0.007490624	29775675.07	3733437.022	3082.757563	1509870610
Statewide Totals	2014	Construction and Mining - Other	Aggregate	Aggregate	Diesel	0.145077806	0.175544146	0.208912041	1.016811348	1.979363925	204.6118503	0.097656584	0.089844057	0.001887386	0.001670014	6638406.143	1783747.326	4457.6066	307569757.3
Statewide Totals	2014	Construction and Mining - Pavers	Aggregate	Aggregate	Diesel	0.036127789	0.043714625	0.052024016	0.240778388	0.472351952	48.18316937	0.025812469	0.023747471	0.000444393	0.000393265	1563249.866	560475.8997	1582.079241	72572099.96
Statewide Totals	2014	Construction and Mining - Paving Equipment	Aggregate	Aggregate	Diesel	0.020319872	0.024587045	0.029260616	0.140954074	0.276224667	28.01690755	0.014685734	0.013510875	0.000258421	0.00022867	908977.7103	374075.988	896.3951548	49172887.02
Statewide Totals	2014	Construction and Mining - Rollers	Aggregate	Aggregate	Diesel	0.127935855	0.154802385	0.184227631	0.847849729	1.268736653	124.9013176	0.082848112	0.076220263	0.001150937	0.001019428	4052285.696	2542170.732	8247.298419	204341307.1
Statewide Totals	2014	Construction and Mining - Rough Terrain Forklifts	Aggregate	Aggregate	Diesel	0.071051843	0.08597273	0.102314654	0.835621716	1.105807631	135.5345296	0.061703482	0.056767203	0.001250952	0.001106215	4397268.55	2101628.154	8308.535351	211007301.8
Statewide Totals	2014	Construction and Mining - Rubber Tired Dozers	Aggregate	Aggregate	Diesel	0.095864416	0.115995944	0.13804476	0.820877559	1.222421443	80.07784068	0.062713409	0.057696336	0.000737483	0.000653585	2598037.351	506943.9635	734.5783671	126785722.3
Statewide Totals	2014	Construction and Mining - Rubber Tired Loaders	Aggregate	Aggregate	Diesel	0.859869833	1.040442498	1.238212559	5.272720467	11.91084651	1102.265099	0.547005486	0.503245047	0.010165191	0.00899654	35761777.21	9467827.819	10768.38335	1911868373
Statewide Totals	2014	Construction and Mining - Scrapers	Aggregate	Aggregate	Diesel	0.544764356	0.659164871	0.784460673	4.89983596	8.450383948	718.0311067	0.350258696	0.322238	0.006622211	0.005860473	23295728.49	2540228.075	6050.191116	933073821
Statewide Totals	2014	Construction and Mining - Skid Steer Loaders	Aggregate	Aggregate	Diesel	0.071721831	0.086783415	0.103279437	0.835501739	0.999530233	131.4506017	0.05886278	0.054153757	0.001213174	0.001072882	4264770.007	3362019.272	10774.2041	220143407
Statewide Totals	2014	Construction and Mining - Surfacing Equipment	Aggregate	Aggregate	Diesel	0.006601373	0.007987661	0.009505976	0.046668739	0.119689257	15.0662852	0.00451186	0.004150912	0.000139097	0.000122969	488809.0308	119254.9528	494.7635595	31299738.91
Statewide Totals	2014	Construction and Mining - Tractors/Loaders/Backhoes	Aggregate	Aggregate	Diesel	0.842598805	1.019544554	1.21334228	6.452072549	10.08163707	1008.149913	0.684618772	0.62984927	0.009295568	0.008228384	32708313.64	17426398.1	32497.37838	1708530359
Statewide Totals	2014	Construction and Mining - Trenchers	Aggregate	Aggregate	Diesel	0.048629318	0.058841475	0.070026218	0.276053697	0.430560444	41.47732023	0.029589267	0.027222125	0.00038202	0.000338532	1345685.976	634570.0821	1952.278798	49976773.23
Statewide Totals	2014	Industrial - Aerial Lifts	Aggregate	Aggregate	Diesel	0.021431573	0.025932203	0.030861465	0.374073798	0.42200619	63.8566167	0.018569979	0.017084381	0.000589743	0.000521189	2071757.603	1994103.861	7322.675764	125378737.6
Statewide Totals	2014	Industrial - Forklifts	Aggregate	Aggregate	Diesel	0.336645333	0.407340853	0.48476928	2.058847968	3.404633767	268.8621225	0.260711188	0.239854293	0.002475664	0.002194417	8722935.467	9332390.603	13736.87339	834979179.4
Statewide Totals	2014	Industrial - Misc - Aerial Lifts	Aggregate	Aggregate	Diesel	0.007264486	0.008737576	0.010442814	0.035078552	0.055068317	0.00012165	0.002323388	0.001755449	8.35611E-07	7.19803E-07	2863.829375	0	1266.088416	0
Statewide Totals	2014	Industrial - Misc - Other General Industrial Equipment	Aggregate	Aggregate	Diesel	0.005852593	0.007039382	0.008413198	0.028383364	0.045733499	0.00010687	0.001560134	0.001178768	6.7511E-07	5.81545E-07	2313.756325	0	282.5373079	0
Statewide Totals	2014	Industrial - Misc - Sweepers/Scrubbers	Aggregate	Aggregate	Diesel	0.001627989	0.001958113	0.002340259	0.008586583	0.012919822	3.03928E-05	0.000448375	0.000338772	1.98072E-07	1.70621E-07	678.8394122	0	126.4331287	0
Statewide Totals	2014	Industrial - Other General Industrial Equipment	Aggregate	Aggregate	Diesel	0.144268312	0.174564658	0.207746369	0.869182991	1.299931875	129.852691	0.085080563	0.078274118	0.001196224	0.00105984	4212927.552	2632563.624	3497.084417	232036325.8
Statewide Totals	2014	Industrial - Other Material Handling Equipment	Aggregate	Aggregate	Diesel	0.053398607	0.064612315	0.076893994	0.372383425	0.724040329	76.13295276	0.037388498	0.034397418	0.000702285	0.000621387	2470049.807	719556.8102	1051.921129	120385894.9
Statewide Totals	2014	Light Commercial - Misc - Air Compressors	Aggregate	Aggregate	Diesel	0.068976074	0.08212743	0.09931768	0.294098351	0.26800785	28.24051409	0.023905032	0.022325572	0.000357397	0.000240438	955824.8408	850760.25	1216.510904	31478129.25
Statewide Totals	2014	Light Commercial - Misc - Generator Sets	Aggregate	Aggregate	Diesel	0.19680655	0.235125817	0.283223454	0.933908513	1.190643406	132.6402281	0.070486198	0.073417678	0.001511701	0.001110262	4415154.938	1712802.65	14941.0276	56522487.45
Statewide Totals	2014	Light Commercial - Misc - Pressure Washers	Aggregate	Aggregate	Diesel	0.00085617	0.001023917	0.001231906	0.004489332	0.006123433	0.686443861	0.000323839	0.000347154	7.73692E-06	5.60767E-06	22300.89715	17271.8	445.2541479	656328.4
Statewide Totals	2014	Light Commercial - Misc - Pumps	Aggregate	Aggregate	Diesel	0.12109215	0.144644666	0.174268033	0.546288053	0.666165263	73.25242177	0.042186759	0.043629426	0.000843087	0.000614424	2443295.288	894063.85	7779.754473	33080362.45
Statewide Totals	2014	Light Commercial - Misc - Welders	Aggregate	Aggregate	Diesel	0.314314622	0.374536884	0.452519837	1.35771639	1.363258896	146.6586677	0.109408323	0.104774237	0.001804509	0.001242076	4938138.472	3355101.9	8862.487328	154334687.4
Statewide Totals	2015	Construction and Mining - Bore/Drill Rigs	Aggregate	Aggregate	Diesel	0.025104924	0.030376958	0.03615109	0.227889259	0.439691579	71.45873849	0.01660425	0.01527591	0.000659918	0.000583237	2318400.073	404993.4221	1235.408879	89523084.35
Statewide Totals	2015	Construction and Mining - Cranes	Aggregate	Aggregate	Diesel	0.16038425	0.194064943	0.23095332	1.156753359	2.248963201	169.4068522	0.107190155	0.098614943	0.001561439	0.001382676	5496218.751	1595983.757	3716.621503	368951154
Statewide Totals	2015	Construction and Mining - Crawler Tractors	Aggregate	Aggregate	Diesel	0.33144417	0.401047445	0.477279604	2.185529976	4.741309173	419.3305317	0.229767243	0.211385863	0.003866975	0.003422519	13604717.29	2882725.369	6845.964218	613165109.2
Statewide Totals	2015	Construction and Mining - Excavators	Aggregate	Aggregate	Diesel	0.392198697	0.474560423	0.564766124	2.963959618	5.620177801	753.9583476	0.245531733	0.225889194	0.006958953	0.006153707	24461348.25	7807547.248	13305.99843	1231477163
Statewide Totals	2015	Construction and Mining - Graders	Aggregate	Aggregate	Diesel	0.240959262	0.291560707	0.346981338	1.261370263	3.425834747	284.7446956	0.153417516	0.141144115	0.002625377	0.002324048	9238228.06	2306398.243	4301.594113	436630310.9
Statewide Totals	2015	Construction and Mining - Misc - Bore/Drill Rigs	Aggregate	Aggregate	Diesel	0.001788113	0.002150707	0.002570442	0.007866058	0.013583297	3.15062E-05	0.000480575	0.000363102	1.94277E-07	1.67352E-07	665.8325869	0	108.6187065	0
Statewide Totals	2015	Construction and Mining - Misc - Cement And Mortar Mixers	Aggregate	Aggregate	Diesel	0.0021597	0.002597643	0.003104604	0.012330841	0.016055848	3.75769E-05	0.000623629	0.000471187	2.76705E-07	2.38356E-07	948.3324782	0	719.5699786	0
Statewide Totals	2015	Construction and Mining - Misc - Concrete/Industrial Saws	Aggregate	Aggregate	Diesel	0.002240134	0.002669632	0.003225071	0.011052067	0.01173314	1.084856219	0.000811963	0.000734886	1.40547E-05	9.15325E-06	36384.80318	25845.65	65.87926093	852906.45
Statewide Totals	2015	Construction and Mining - Misc - Dumpers/Tenders	Aggregate	Aggregate	Diesel	0.000211572	0.000254474	0.000304138	0.000862139	0.001614337	3.67761E-06	6.12828E-05	4.63025E-05	2.19674E-08	1.89229E-08	75.28737561	0	30.28190612	0
Statewide Totals	2015	Construction and Mining - Misc - Excavators	Aggregate	Aggregate	Diesel	0.001502681	0.001807395	0.002160127	0.0061689	0.011421322	2.63628E-05	0.000382794	0.000289222	1.56703E-07	1.34985E-07	537.0554046	0	47.74000133	0
Statewide Totals	2015	Construction and Mining - Misc - Other	Aggregate	Aggregate	Diesel	0.004384052	0.00527305	0.006302147	0.025962729	0.033076283	7.92157E-05	0.001158942	0.000875645	5.75571E-07	4.95802E-07	1972.615056	0	453.1446484	0
Statewide Totals	2015	Construction and Mining - Misc - Pavers	Aggregate	Aggregate	Diesel	0.000401686	0.00048314	0.00057743	0.001623359	0.003037101	6.87458E-06	0.000121118	9.15115E-05	4.15055E-08	3.57532E-08	142.2488982	0	18.65000053	0

Region	Calendar Year	Vehicle Category	Model Year	Horsepower Bin	Fuel	HC_tpd	ROG_tpd	TOG_tpd	CO_tpd	NOx_tpd	CO2_tpd	PM10_tpd	PM2.5_tpd	SOx_tpd	NH3_tpd	Fuel Consumption	Total_Activity_hpy	Total_Population	Horsepower_Hours_hhpy
Statewide Totals	2015	Construction and Mining - Misc - Paving Equipment	Aggregate	Aggregate	Diesel	0.000674856	0.000811703	0.000970115	0.00276399	0.005143386	1.18119E-05	0.000186594	0.000140982	7.02789E-08	6.05388E-08	240.8617487	0	46.89378996	0
Statewide Totals	2015	Construction and Mining - Misc - Plate Compactors	Aggregate	Aggregate	Diesel	0.001426689	0.001715993	0.002050889	0.009001115	0.010746242	2.59398E-05	0.000376622	0.000284559	1.95514E-07	1.68417E-07	670.0700214	0	416.5199829	0
Statewide Totals	2015	Construction and Mining - Misc - Rollers	Aggregate	Aggregate	Diesel	0.009999734	0.012027481	0.014374783	0.052531864	0.075654849	0.000178745	0.002624338	0.001982833	1.21344E-06	1.04527E-06	4158.728435	0	1272.879023	0
Statewide Totals	2015	Construction and Mining - Misc - Rubber Tired Loaders	Aggregate	Aggregate	Diesel	0.000255869	0.000307754	0.000367815	0.001050408	0.001944764	4.48893E-06	6.5541E-05	4.95199E-05	2.66825E-08	2.29845E-08	91.44704374	0	11.51530414	0
Statewide Totals	2015	Construction and Mining - Misc - Signal Boards	Aggregate	Aggregate	Diesel	0.023159301	0.027844669	0.033293993	0.144987421	0.172162628	0.479935097	0.006230534	0.004760568	9.2555E-06	6.6179E-06	26315.93149	9289.25	3659.115784	343702.25
Statewide Totals	2015	Construction and Mining - Misc - Skid Steer Loaders	Aggregate	Aggregate	Diesel	0.084955314	0.102182556	0.122124628	0.336508131	0.626235759	0.001397745	0.024591887	0.018580536	8.67629E-06	7.47384E-06	29735.64456	0	5049.494295	0
Statewide Totals	2015	Construction and Mining - Misc - Tractors/Loaders/Backhoes	Aggregate	Aggregate	Diesel	0.007170685	0.00862476	0.010307978	0.029301787	0.054796781	0.000125221	0.001983701	0.001498795	7.4575E-07	6.42396E-07	2555.856769	0	348.2695995	0
Statewide Totals	2015	Construction and Mining - Misc - Trenchers	Aggregate	Aggregate	Diesel	0.009345618	0.01124072	0.013434473	0.042956432	0.070890249	0.000165287	0.002411066	0.001821695	1.04281E-06	8.98285E-07	3573.945973	0	561.1790766	0
Statewide Totals	2015	Construction and Mining - Off-Highway Tractors	Aggregate	Aggregate	Diesel	0.13025621	0.157610014	0.187568942	0.823347876	1.417201566	159.6213613	0.078857329	0.072548742	0.001471871	0.001302808	5178739.276	1830278.69	3029.06954	227099183.5
Statewide Totals	2015	Construction and Mining - Off-Highway Trucks	Aggregate	Aggregate	Diesel	0.628094336	0.759994147	0.904455844	3.882077948	9.209468081	957.1525519	0.348893866	0.320982357	0.008830507	0.00781215	31053760.43	3895584.2	3170.317869	1575220182
Statewide Totals	2015	Construction and Mining - Other	Aggregate	Aggregate	Diesel	0.150380042	0.181959851	0.21654726	1.050332687	2.024680407	213.4339222	0.100234563	0.092215798	0.001968791	0.001742019	6924628.55	1861185.758	4584.217074	320811075.1
Statewide Totals	2015	Construction and Mining - Pavers	Aggregate	Aggregate	Diesel	0.037271234	0.045098193	0.053670576	0.251533338	0.483685621	50.27836892	0.026483625	0.024364935	0.00046373	0.000410365	1631226.308	584811.6067	1627.015419	75730059.86
Statewide Totals	2015	Construction and Mining - Paving Equipment	Aggregate	Aggregate	Diesel	0.020905095	0.025295165	0.030103337	0.147106819	0.281240375	29.23962877	0.014956017	0.013759535	0.000269708	0.00023865	948647.5537	390313.9527	921.8556824	51323689.17
Statewide Totals	2015	Construction and Mining - Rollers	Aggregate	Aggregate	Diesel	0.132014109	0.159737071	0.190100316	0.8855367	1.295248683	130.3347862	0.084932904	0.078138271	0.001201049	0.001063775	4228568.6	2652518.296	8481.548423	213219213.1
Statewide Totals	2015	Construction and Mining - Rough Terrain Forklifts	Aggregate	Aggregate	Diesel	0.071516123	0.086534509	0.102983217	0.87147076	1.10390234	141.4360287	0.061021617	0.056139888	0.001305501	0.001154382	4588736.187	2192902.042	8544.524682	220193273.8
Statewide Totals	2015	Construction and Mining - Rubber Tired Dozers	Aggregate	Aggregate	Diesel	0.100108834	0.121131689	0.144156721	0.849975964	1.267958082	83.55740736	0.065098494	0.059890615	0.000769526	0.000681984	2710928.06	528946.3553	755.4427735	132203642.6
Statewide Totals	2015	Construction and Mining - Rubber Tired Loaders	Aggregate	Aggregate	Diesel	0.886491415	1.072654612	1.276547637	5.421124057	12.08509452	1149.430351	0.555876556	0.511406432	0.010600459	0.009381496	37292001.87	9879015.496	11074.24034	1994771110
Statewide Totals	2015	Construction and Mining - Scrapers	Aggregate	Aggregate	Diesel	0.560105871	0.677728104	0.806552454	4.957604712	8.605625726	749.0402372	0.357017059	0.328455694	0.006908445	0.006113566	24301785.57	2650506.417	6222.036152	973576463.8
Statewide Totals	2015	Construction and Mining - Skid Steer Loaders	Aggregate	Aggregate	Diesel	0.072281094	0.087460124	0.104084775	0.87125487	0.995480928	137.1171464	0.057677384	0.053063194	0.001265548	0.001119132	4448614.808	3508046.815	11080.22642	229556972.2
Statewide Totals	2015	Construction and Mining - Surfacing Equipment	Aggregate	Aggregate	Diesel	0.00691355	0.008365396	0.009955513	0.048826938	0.124576141	15.71754757	0.004688193	0.004313137	0.000145109	0.000128285	509938.5212	124452.8323	508.8164481	32660277.6
Statewide Totals	2015	Construction and Mining - Tractors/Loaders/Backhoes	Aggregate	Aggregate	Diesel	0.863122421	1.04437813	1.242896286	6.745317679	10.23579213	1051.462065	0.693431159	0.637956666	0.009695395	0.008581892	34113528.72	18182953.68	33420.40925	1782054974
Statewide Totals	2015	Construction and Mining - Trenchers	Aggregate	Aggregate	Diesel	0.0506237	0.061254677	0.072898128	0.289551655	0.44624355	43.26846141	0.030658599	0.028205911	0.00039852	0.000353151	1403797.579	662132.9214	2007.729843	52130262.95
Statewide Totals	2015	Industrial - Aerial Lifts	Aggregate	Aggregate	Diesel	0.021163969	0.025608402	0.030476115	0.39016776	0.411521877	66.62940081	0.017077997	0.015711758	0.000615387	0.00054382	2161717.53	2080691.905	7530.663488	130824855.2
Statewide Totals	2015	Industrial - Forklifts	Aggregate	Aggregate	Diesel	0.340015257	0.411418461	0.48962197	2.131077931	3.416554943	280.5366625	0.262502493	0.241502294	0.0025835	0.002289703	9101703.058	9737621.975	14127.04511	871198344.3
Statewide Totals	2015	Industrial - Misc - Aerial Lifts	Aggregate	Aggregate	Diesel	0.007223505	0.008688289	0.010383906	0.035059375	0.054853744	0.000122612	0.002261533	0.001708713	8.33569E-07	7.18043E-07	2856.829396	0	1276.876151	0
Statewide Totals	2015	Industrial - Misc - Other General Industrial Equipment	Aggregate	Aggregate	Diesel	0.005801928	0.006978443	0.008340365	0.028145572	0.045339858	0.000105952	0.001544402	0.001166882	6.69383E-07	5.76612E-07	2294.129898	0	280.2502831	0
Statewide Totals	2015	Industrial - Misc - Sweepers/Scrubbers	Aggregate	Aggregate	Diesel	0.001564064	0.001881223	0.002248366	0.008249612	0.012412565	2.91996E-05	0.000428882	0.000324044	1.90298E-07	1.63924E-07	652.1937552	0	121.4719464	0
Statewide Totals	2015	Industrial - Other General Industrial Equipment	Aggregate	Aggregate	Diesel	0.146787711	0.177613131	0.211374304	0.901290685	1.305758805	135.4911588	0.085561919	0.078716965	0.001248279	0.001105861	4395861.43	2746874.888	3596.412948	242134566.7
Statewide Totals	2015	Industrial - Other Material Handling Equipment	Aggregate	Aggregate	Diesel	0.054011853	0.065354342	0.077777068	0.383270145	0.718872403	79.43880034	0.036852489	0.03390429	0.000732831	0.000648369	2577304.391	750801.4297	1081.799098	125579872.2
Statewide Totals	2015	Light Commercial - Misc - Air Compressors	Aggregate	Aggregate	Diesel	0.062384337	0.074280162	0.089826081	0.285008638	0.259362112	28.34629511	0.021815127	0.020378687	0.000358715	0.000240844	957438.0961	853884.65	1221.230864	31593732.05
Statewide Totals	2015	Light Commercial - Misc - Generator Sets	Aggregate	Aggregate	Diesel	0.181930959	0.217390001	0.261808991	0.90909058	1.153460285	133.1298345	0.06488081	0.06778741	0.001517011	0.001113258	4427069.315	1719098.9	14996.36361	56730263.7
Statewide Totals	2015	Light Commercial - Misc - Pressure Washers	Aggregate	Aggregate	Diesel	0.000791464	0.000946712	0.001138768	0.004386682	0.005911201	0.688984773	0.000297831	0.000320441	7.76411E-06	5.61966E-06	22348.60611	17322.9	446.7040442	658270.2
Statewide Totals	2015	Light Commercial - Misc - Pumps	Aggregate	Aggregate	Diesel	0.110975316	0.132573073	0.159705996	0.532122751	0.64403663	73.52061461	0.03856669	0.039921304	0.000845993	0.000615972	2449449.471	897224.75	7808.172594	33197315.75
Statewide Totals	2015	Light Commercial - Misc - Welders	Aggregate	Aggregate	Diesel	0.285994462	0.340804372	0.411744519	1.318780318	1.319416375	147.2024177	0.100068623	0.095871186	0.001811019	0.001244682	4948499.617	3367533.8	8895.355786	154906554.8
Statewide Totals	2016	Construction and Mining - Bore/Drill Rigs	Aggregate	Aggregate	Diesel	0.024486797	0.029629025	0.035260988	0.2331153	0.416964223	74.43220305	0.015562622	0.014317612	0.000687428	0.000607506	2414870.855	421884.3856	1268.895524	93034870.97
Statewide Totals	2016	Construction and Mining - Cranes	Aggregate	Aggregate	Diesel	0.159811641	0.193372085	0.230128762	1.158100984	2.227820271	176.4686046	0.106014028	0.097532905	0.001626745	0.001440313	5725329.531	1662344.666	3817.363201	384392585
Statewide Totals	2016	Construction and Mining - Crawler Tractors	Aggregate	Aggregate	Diesel	0.339828818	0.41119287	0.489353498	2.237173325	4.810832838	436.7934503	0.233932397	0.215217805	0.004028177	0.003565049	14171282.45	3002717.662	7031.528999	638452186.9
Statewide Totals	2016	Construction and Mining - Excavators	Aggregate	Aggregate	Diesel	0.381588527	0.461722118	0.549487479	3.017159774	5.283812106	785.0689051	0.231062409	0.212577416	0.007246904	0.006407627	25470696.03	8132417.018	13666.66708	1282360052
Statewide Totals	2016	Construction and Mining - Graders	Aggregate	Aggregate	Diesel	0.246867044	0.298709123	0.355488543	1.302740777	3.479130101	296.3827425	0.155153101	0.142740853	0.002732799	0.002419036	9615811.673	2402415.2	4418.191914	454480675.5
Statewide Totals	2016	Construction and Mining - Misc - Bore/Drill Rigs	Aggregate	Aggregate	Diesel	0.001801642	0.00216698	0.002589891	0.007922486	0.013677304	3.17601E-05	0.000473769	0.000357959	1.95701E-07	1.68579E-07	670.7135852	0	109.3863017	0
Statewide Totals	2016	Construction and Mining - Misc - Cement And Mortar Mixers	Aggregate	Aggregate	Diesel	0.002174421	0.002615352	0.003125768	0.012492557	0.016196389	3.8148E-05	0.000614503	0.000464291	2.79749E-07	2.40978E-07	958.7627836	0	730.4900048	0
Statewide Totals	2016	Construction and Mining - Misc - Concrete/Industrial Saws	Aggregate	Aggregate	Diesel	0.002073785	0.002471712	0.002985519	0.010953811	0.011575598	1.101273075	0.000753545	0.000680897	1.42673E-05	9.28123E-06	36893.54921	26298.25	66.85122447	867842.25
Statewide Totals	2016	Construction and Mining - Misc - Dumpers/Tenders	Aggregate	Aggregate	Diesel	0.000213382	0.000256651	0.00030674	0.000872337	0.001628224	3.72658E-06	5.83982E-05	4.41231E-05	2.21974E-08	1.91211E-08	76.07573484	0	30.68512429	0
Statewide Totals	2016	Construction and Mining - Misc - Excavators	Aggregate	Aggregate	Diesel	0.001524399	0.001833517	0.002191347	0.006258061	0.011586397	2.67438E-05	0.000389131	0.00029401	1.58967E-07	1.36936E-07	544.8176343	0	48.43000269	0
Statewide Totals	2016	Construction and Mining - Misc - Other	Aggregate	Aggregate	Diesel	0.004456923	0.005360696	0.006406898	0.026393196	0.033624355	8.05353E-05	0.00117609	0.000888601	5.85123E-07	5.0403E-07	2005.348371	0	460.6681343	0
Statewide Totals	2016	Construction and Mining - Misc - Pavers	Aggregate	Aggregate	Diesel	0.000402685	0.000484341	0.000578866	0.001638687	0.003063342	6.97779E-06	0.000115563	8.73141E-05	4.17773E-08	3.59874E-08	143.1804715	0	18.93000106	0
Statewide Totals	2016	Construction and Mining - Misc - Paving Equipment	Aggregate	Aggregate	Diesel	0.0006832	0.000821739	0.00098211	0.002804714	0.005192749	1.1986E-05	0.000184492	0.000139394	7.12454E-08	6.13715E-08	244.1744025	0	47.58472703	0
Statewide Totals	2016	Construction and Mining - Misc - Plate Compactors	Aggregate	Aggregate	Diesel	0.001448679	0.001742442	0.0020825	0.009139854	0.010911878	2.63396E-05	0.000383235	0.000289555	1.98527E-07	1.71013E-07	680.398128	0	422.9399989	0
Statewide Totals	2016	Construction and Mining - Misc - Rollers	Aggregate	Aggregate	Diesel	0.010130657	0.012184951	0.014562983	0.053216912	0.076638807	0.000181097	0.002650505	0.002002605	1.22928E-06	1.05892E-06	4213.038163	0	1289.356508	0
Statewide Totals	2016	Construction and Mining - Misc - Rubber Tired Loaders	Aggregate	Aggregate	Diesel	0.000252774	0.000304031	0.000363367	0.001037704	0.001921243	4.43464E-06	6.44155E-05	4.86694E-05	2.63598E-08	2.27066E-08	90.34102047	0	11.37603009	0
Statewide Totals	2016	Construction and Mining - Misc - Signal Boards	Aggregate	Aggregate	Diesel	0.023417314	0.028156006	0.033664693	0.147053701	0.174609425	0.487197841	0.006291672	0.00480213	9.39552E-06	6.70269E-06	26653.11863	9453.5	3714.489003	349779.5
Statewide Totals	2016	Construction and Mining - Misc - Skid Steer Loaders	Aggregate	Aggregate	Diesel	0.084659502	0.101826755	0.121699387	0.338062753	0.628017462	0.001413161	0.024136676	0.018236602	8.68679E-06	7.48288E-06	29771.6249	0	5105.187805	0
Statewide Totals	2016	Construction and Mining - Misc - Tractors/Loaders/Backhoes	Aggregate	Aggregate	Diesel	0.007275054	0.00875029	0.010458008	0.02978295	0.055475528	0.000127278	0.001966944	0.001486136	7.57419E-07	6.52448E-07	2595.849496	0	353.9884883	0
Statewide Totals	2016	Construction and Mining - Misc - Trenchers	Aggregate	Aggregate	Diesel	0.009375307	0.011276434	0.013477157	0.043115989	0.071114748	0.000165819	0.002414578	0.001824348	1.04646E-06	9.01435E-07	3586.476572	0	564.0997732	0
Statewide Totals	2016	Construction and Mining - Off-Highway Tractors	Aggregate	Aggregate	Diesel	0.125534736	0.15189703	0.180770019	0.826080386	1.338444444	166.1554177	0.074379151	0.068428819	0.001532423	0.001356138	5390729.54	1906441.687	3111.174647	236456279.3
Statewide Totals	2016	Construction and Mining - Off-Highway Trucks	Aggregate	Aggregate	Diesel	0.611867331	0.74035947	0.881088956	3.83691727	8.850621424	995.9855499	0.330663699	0.304210603	0.009190024	0.0081291	32313654.29	4057734.188	3256.251614	1639043921
Statewide Totals	2016	Construction and Mining - Other	Aggregate	Aggregate	Diesel	0.150877281	0.18256151	0.217263285	1.069794218	1.9972351	222.3005225	0.099468672	0.091511179	0.002050752	0.001814387	7212295.633	1938593.292	4708.475573	334187452.4
Statewide Totals	2016	Construction and Mining - Pavers	Aggregate	Aggregate	Diesel	0.036477632	0.044137934	0.05252779	0.260382635	0.46965879	52.36269505	0.025635894	0.023585023	0.000483025	0.000427377	1698849.974	609147.2059	1671.116841	78899000.75
Statewide Totals	2016	Construction and Mining - Paving Equipment	Aggregate	Aggregate	Diesel	0.020618207	0.024948031	0.029690218	0.150672081	0.271274033	30.45698541	0.014476367	0.013318258	0.000280971	0.000248586	988143.3493	406575.7442	946.8432434	53448967.47
Statewide Totals	2016	Construction and Mining - Rollers	Aggregate	Aggregate	Diesel	0.128610916	0.155619208	0.185199719	0.907000059	1.252155939	135.7419008	0.081651429	0.075119315	0.001251143	0.001107907	4403996.479	2762866.809	8711.44689	222058124.6
Statewide Totals	2016	Construction and Mining - Rough Terrain Forklifts	Aggregate	Aggregate	Diesel	0.067343345	0.081485448	0.096974417	0.902369408	1.040157172	147.3755718	0.055345777	0.050918115	0.00136054	0.00120286	4781438.123	2284467.357	8776.130166	229477379.8
Statewide Totals	2016	Construction and Mining - Rubber Tired Dozers	Aggregate	Aggregate	Diesel	0.102486859	0.1240091	0.147581077	0.854236478	1.286880418	86.97836889	0.066114217	0.06082508	0.000801084	0.000709906	2821917.389	550943.9397	775.9195929	137599209.5
Statewide Totals	2016	Construction and Mining - Rubber Tired Loaders	Aggregate	Aggregate	Diesel	0.877565843	1.06185467	1.263694814	5.444495496	11.79219297	1196.765756	0.540466588	0.497229261	0.011038366	0.009767841	38827746.95	10290045.6	11374.41559	2079886854
Statewide Totals	2016	Construction and Mining - Scrapers	Aggregate	Aggregate	Diesel	0.557581964	0.674674177	0.802918029	4.910663841	8.456198673	779.8034895	0.350248086	0.322228239	0.007192943	0.006364651	25299865.42	2760839.978	6390.688915	1013915149
Statewide Totals	2016	Construction and Mining - Skid Steer Loaders	Aggregate	Aggregate	Diesel	0.070156741	0.084889656	0.101025707	0.903312613	0.967559718	142.7982083	0.053908192	0.049595537	0.001318136	0.0011655	4632930.603	3654219.802	11380.56392	239140402
Statewide Totals	2016	Construction and Mining - Surfacing Equipment	Aggregate	Aggregate	Diesel	0.00677641	0.008199457	0.009758031	0.049565204	0.119537362	16.3740324	0.004496872	0.004137123	0.000151183	0.000133643	531237.4485	129603.8869	522.6082837	33998364.77
Statewide Totals	2016	Construction and Mining - Tractors/Loaders/Backhoes	Aggregate	Aggregate	Diesel	0.847869433	1.025922014	1.220931984	6.956085225	10.00447083	1093.799757	0.671763978	0.61802286	0.010087285	0.008927447	35487128.52	18939824.36	34326.29346	1854835700
Statewide Totals	2016	Construction and Mining - Trenchers	Aggregate	Aggregate	Diesel	0.050668669	0.06130909	0.072962883	0.297689654	0.445148121	45.0893261	0.030452731	0.028016512	0.000415353	0.000368013	1462873.528	689649.1587	2062.150804	54295397.13
Statewide Totals	2016	Industrial - Aerial Lifts	Aggregate	Aggregate	Diesel	0.019562925	0.023671139	0.028170612	0.403467173	0.383046723	69.40218493	0.01384635	0.012738642	0.000641071	0.000566451	2251677.457	2167279.948	7734.787536	136269864.9
Statewide Totals	2016	Industrial - Forklifts	Aggregate	Aggregate	Diesel	0.330730862	0.400184343	0.476252441	2.181331959	3.338049451	292.2112024	0.255200706	0.23478465	0.002691716	0.002384989	9480470.649	10142853.35	14509.96883	907430618.6
Statewide Totals	2016	Industrial - Misc - Aerial Lifts	Aggregate	Aggregate	Diesel	0.007182194	0.008638598	0.010324516	0.034999992	0.054583657	0.000123321	0.002210158	0.001669897	8.30911E-07	7.15755E-07	2847.724953	0	1284.847681	0
Statewide Totals	2016	Industrial - Misc - Other General Industrial Equipment	Aggregate	Aggregate	Diesel	0.00573509	0.006898055	0.008244285	0.027833355	0.044821007	0.000104743	0.001525705	0.001152755	6.6185E-07	5.70124E-07	2268.314491	0	277.2629388	0
Statewide Totals	2016	Industrial - Misc - Sweepers/Scrubbers	Aggregate	Aggregate	Diesel	0.001503614	0.001808517	0.002161469	0.007936958	0.011934606	2.8077E-05	0.000410506	0.00031016	1.83035E-07	1.57668E-07	627.3022438	0	116.8854356	0
Statewide Totals	2016	Industrial - Other General Industrial Equipment	Aggregate	Aggregate	Diesel	0.145380056	0.175909867	0.20934728	0.92622771	1.289858525	141.1296266	0.084027999	0.077305759	0.001300452	0.001151881	4578795.309	2861186.152	3693.896306	252249873.1
Statewide Totals	2016	Industrial - Other Material Handling Equipment	Aggregate	Aggregate	Diesel	0.05437934	0.065799001	0.078306249	0.394508973	0.711946108	82.74464792	0.0362713	0.033369596	0.000763384	0.000675351	2684558.975	782046.0491	1111.12204	130801687.5
Statewide Totals	2016	Light Commercial - Misc - Air Compressors	Aggregate	Aggregate	Diesel	0.056036227	0.066723792	0.080685115	0.276375359	0.25087556	28.3721526	0.019747722	0.018458535	0.000359036	0.000240636	956610.1239	854767.95	1222.140856	31626414.15
Statewide Totals	2016	Light Commercial - Misc - Generator Sets	Aggregate	Aggregate	Diesel	0.168117629	0.200926051	0.241922682	0.888304177	1.119732146	133.2589957	0.059524646	0.062454119	0.001518307	0.001113403	4427646.768	1720708.55	15010.89238	56783382.15
Statewide Totals	2016	Light Commercial - Misc - Pressure Washers	Aggregate	Aggregate	Diesel	0.000732619	0.000876528	0.001054061	0.004301421	0.005725857	0.689680498	0.000273159	0.000295286	7.77094E-06	5.63569E-06	22412.31905	17315.6	447.1037963	657992.8
Statewide Totals	2016	Light Commercial - Misc - Pumps	Aggregate	Aggregate	Diesel	0.102080973	0.121968489	0.146901974	0.519942953	0.624323549	73.59289947	0.035240811	0.036585441	0.000846712	0.000615983	2449496.89	898115.35	7815.971789	33230267.95

Region	Calendar Year	Vehicle Category	Model Year	Horsepower Bin	Fuel	HC_tpd	ROG_tpd	TOG_tpd	CO_tpd	NOx_tpd	CO2_tpd	PM10_tpd	PM2.5_tpd	SOx_tpd	NH3_tpd	Fuel Consumption	Total_Activity_hpy	Total_Population	Horsepower_Hours_hhpy
Statewide Totals	2016	Light Commercial - Misc - Welders	Aggregate	Aggregate	Diesel	0.259174239	0.308868142	0.373126905	1.28226778	1.277412849	147.3378981	0.0909674	0.08726963	0.001812596	0.001244	4945785.934	3370639.95	8903.495469	155049437.7
Statewide Totals	2017	Construction and Mining - Bore/Drill Rigs	Aggregate	Aggregate	Diesel	0.024164749	0.029239346	0.034797238	0.241265583	0.404739256	77.415613	0.014890691	0.013699436	0.000715021	0.000631856	2511664.306	438711.3472	1301.782395	96827132.36
Statewide Totals	2017	Construction and Mining - Cranes	Aggregate	Aggregate	Diesel	0.15468065	0.187163586	0.222740136	1.140889255	2.151595838	183.5612972	0.101537773	0.093414752	0.001692475	0.001498203	5955444.131	1728749.627	3916.300528	399865904.1
Statewide Totals	2017	Construction and Mining - Crawler Tractors	Aggregate	Aggregate	Diesel	0.34254125	0.414474912	0.4932594	2.268606035	4.792786454	454.2537361	0.233858192	0.215149537	0.004189525	0.003707558	14737762.2	3122697.806	7213.770157	663916893
Statewide Totals	2017	Construction and Mining - Excavators	Aggregate	Aggregate	Diesel	0.370944992	0.44884344	0.534160788	3.089115609	4.980916219	816.5757349	0.217073977	0.199708059	0.007538519	0.006664781	26492900.42	8457336.695	14020.87585	1333669139
Statewide Totals	2017	Construction and Mining - Graders	Aggregate	Aggregate	Diesel	0.248522807	0.300712597	0.357872842	1.33403301	3.464626718	308.0097398	0.15392705	0.141612886	0.002840247	0.002513934	9993036.796	2498391.68	4532.701348	472307398.4
Statewide Totals	2017	Construction and Mining - Misc - Bore/Drill Rigs	Aggregate	Aggregate	Diesel	0.00181276	0.00218035	0.00260587	0.007969368	0.013761753	3.19555E-05	0.000469127	0.000354452	1.96879E-07	1.69594E-07	674.7499527	0	110.0305093	0
Statewide Totals	2017	Construction and Mining - Misc - Cement And Mortar Mixers	Aggregate	Aggregate	Diesel	0.002193746	0.002638594	0.003153544	0.012662552	0.01637164	3.874E-05	0.000609994	0.000460885	2.83113E-07	2.43877E-07	970.2950927	0	741.5800838	0
Statewide Totals	2017	Construction and Mining - Misc - Concrete/Industrial Saws	Aggregate	Aggregate	Diesel	0.001903445	0.002269048	0.00274022	0.010852576	0.011419873	1.117689421	0.000692736	0.00062477	1.448E-05	9.39731E-06	37354.95898	26637.7	67.89697567	879044.1
Statewide Totals	2017	Construction and Mining - Misc - Dumpers/Tenders	Aggregate	Aggregate	Diesel	0.000216773	0.000260731	0.000311615	0.000887728	0.001652361	3.79371E-06	5.82102E-05	4.3981E-05	2.2573E-08	1.94446E-08	77.36287709	0	31.23784401	0
Statewide Totals	2017	Construction and Mining - Misc - Excavators	Aggregate	Aggregate	Diesel	0.001546433	0.001860018	0.002223022	0.006348512	0.011753865	2.71304E-05	0.00039517	0.000298573	1.61265E-07	1.38915E-07	552.6923534	0	49.13000319	0
Statewide Totals	2017	Construction and Mining - Misc - Other	Aggregate	Aggregate	Diesel	0.004528122	0.00544633	0.006509248	0.026813883	0.034161528	8.18216E-05	0.00119283	0.000901249	5.94455E-07	5.12069E-07	2037.335516	0	468.0150983	0
Statewide Totals	2017	Construction and Mining - Misc - Pavers	Aggregate	Aggregate	Diesel	0.000407152	0.000489714	0.000585288	0.001663229	0.003102951	7.09943E-06	0.000111042	8.38984E-05	4.23358E-08	3.64684E-08	145.0944415	0	19.26000125	0
Statewide Totals	2017	Construction and Mining - Misc - Paving Equipment	Aggregate	Aggregate	Diesel	0.000691504	0.000831727	0.000994048	0.002838806	0.005255867	1.21316E-05	0.000182292	0.000137732	7.21114E-08	6.21174E-08	247.1423134	0	48.16311332	0
Statewide Totals	2017	Construction and Mining - Misc - Plate Compactors	Aggregate	Aggregate	Diesel	0.001469642	0.001767656	0.002112635	0.009272108	0.011069774	2.67208E-05	0.000389192	0.000294056	2.014E-07	1.73488E-07	690.2436025	0	429.0600098	0
Statewide Totals	2017	Construction and Mining - Misc - Rollers	Aggregate	Aggregate	Diesel	0.01025764	0.012337684	0.014745522	0.053889238	0.077599294	0.000183368	0.002674629	0.002020831	1.24477E-06	1.07226E-06	4266.11576	0	1305.741355	0
Statewide Totals	2017	Construction and Mining - Misc - Rubber Tired Loaders	Aggregate	Aggregate	Diesel	0.000252369	0.000303545	0.000362785	0.001036043	0.001918167	4.42753E-06	6.43763E-05	4.86399E-05	2.63176E-08	2.26702E-08	90.19640961	0	11.35782025	0
Statewide Totals	2017	Construction and Mining - Misc - Signal Boards	Aggregate	Aggregate	Diesel	0.023677052	0.028469399	0.034037877	0.149126866	0.177063203	0.494460345	0.006353099	0.004843947	9.53557E-06	6.78935E-06	26997.76474	9617.75	3769.917241	355856.75
Statewide Totals	2017	Construction and Mining - Misc - Skid Steer Loaders	Aggregate	Aggregate	Diesel	0.084552863	0.101698492	0.121546089	0.339982834	0.63013693	0.001428402	0.023717158	0.017919633	8.71088E-06	7.50363E-06	29854.16108	0	5160.248794	0
Statewide Totals	2017	Construction and Mining - Misc - Tractors/Loaders/Backhoes	Aggregate	Aggregate	Diesel	0.007379442	0.008875845	0.010608065	0.03025079	0.056183512	0.000129277	0.001964204	0.001484066	7.6889E-07	6.6233E-07	2635.164568	0	359.5490649	0
Statewide Totals	2017	Construction and Mining - Misc - Trenchers	Aggregate	Aggregate	Diesel	0.009414733	0.011323853	0.01353383	0.043328135	0.071412841	0.000166525	0.002424793	0.001832064	1.05132E-06	9.0562E-07	3603.129294	0	567.9916228	0
Statewide Totals	2017	Construction and Mining - Off-Highway Tractors	Aggregate	Aggregate	Diesel	0.119780502	0.144934407	0.172483923	0.837461538	1.259822569	172.7299034	0.070135132	0.064524321	0.00159338	0.001409798	5604031.487	1982608.615	3191.809182	246008364.3
Statewide Totals	2017	Construction and Mining - Off-Highway Trucks	Aggregate	Aggregate	Diesel	0.589756624	0.713605515	0.849249539	3.753680201	8.416495359	1035.552618	0.308954603	0.284238234	0.009556505	0.008452041	33597364.22	4219809.641	3340.646212	1704024405
Statewide Totals	2017	Construction and Mining - Other	Aggregate	Aggregate	Diesel	0.149477243	0.180867463	0.215247229	1.074166709	1.948957179	231.0239218	0.097350596	0.089562548	0.002131446	0.001885586	7495316.717	2016081.141	4830.508497	347367504.3
Statewide Totals	2017	Construction and Mining - Pavers	Aggregate	Aggregate	Diesel	0.035609089	0.043086998	0.051277088	0.269503172	0.45416903	54.43585376	0.02482711	0.022840941	0.000502218	0.000444298	1766111.325	633460.2373	1714.42837	82045332.93
Statewide Totals	2017	Construction and Mining - Paving Equipment	Aggregate	Aggregate	Diesel	0.01979096	0.023947062	0.028498983	0.154788859	0.256979401	31.67726885	0.013603072	0.012514826	0.000292278	0.000258546	1027734.102	422808.2106	971.3832557	55574905.29
Statewide Totals	2017	Construction and Mining - Rollers	Aggregate	Aggregate	Diesel	0.124925903	0.151160342	0.1798933	0.929927425	1.212409957	141.1300321	0.07839599	0.07212431	0.001301069	0.001151884	4578808.465	2873364.049	8937.227679	230904779.6
Statewide Totals	2017	Construction and Mining - Rough Terrain Forklifts	Aggregate	Aggregate	Diesel	0.063407813	0.076723453	0.09130725	0.932601136	0.967365336	153.2612919	0.049435692	0.045480837	0.001415074	0.001250898	4972393.829	2375250.752	9003.587397	238625096.1
Statewide Totals	2017	Construction and Mining - Rubber Tired Dozers	Aggregate	Aggregate	Diesel	0.100259939	0.121314526	0.144374312	0.844590884	1.270328091	90.54242671	0.064308795	0.059164092	0.000834102	0.000738995	2937549.32	572976.0808	796.029655	143032502.5
Statewide Totals	2017	Construction and Mining - Rubber Tired Loaders	Aggregate	Aggregate	Diesel	0.858833451	1.039188475	1.236720169	5.525019073	11.3522998	1244.394526	0.519689439	0.478114284	0.01147928	0.010156581	40373009.95	10701170.54	11669.21444	2164116169
Statewide Totals	2017	Construction and Mining - Scrapers	Aggregate	Aggregate	Diesel	0.545777358	0.660390603	0.785919396	4.764728719	8.176077285	810.9035084	0.336885085	0.309934279	0.007480832	0.006618485	26308871.28	2871109.609	6556.320962	1054303635
Statewide Totals	2017	Construction and Mining - Skid Steer Loaders	Aggregate	Aggregate	Diesel	0.068468915	0.082847387	0.098595237	0.935853508	0.941440695	148.4881978	0.05027529	0.046253267	0.001370793	0.001211941	4817536.045	3800162.045	11675.52212	248736215.4
Statewide Totals	2017	Construction and Mining - Surfacing Equipment	Aggregate	Aggregate	Diesel	0.006747196	0.008164107	0.009715962	0.050925129	0.116664299	17.06181569	0.004441524	0.004086202	0.000157543	0.000139256	553551.8197	134797.7867	536.1530957	35410750.69
Statewide Totals	2017	Construction and Mining - Tractors/Loaders/Backhoes	Aggregate	Aggregate	Diesel	0.821757481	0.994326552	1.183330772	7.1560137	9.666569324	1136.367458	0.638267946	0.58720651	0.010481628	0.009274878	36868190.68	19696073.06	35215.95252	1927640946
Statewide Totals	2017	Construction and Mining - Trenchers	Aggregate	Aggregate	Diesel	0.050022506	0.060527232	0.072032409	0.306484258	0.439404117	46.90428303	0.030048689	0.027644794	0.000432153	0.000382826	1521757.807	717219.2132	2115.597039	56462467.57
Statewide Totals	2017	Industrial - Aerial Lifts	Aggregate	Aggregate	Diesel	0.018082735	0.021880109	0.026039139	0.417036011	0.359151716	72.17496904	0.010899817	0.010027832	0.000666751	0.000589082	2341637.384	2253867.991	7935.255547	141712163.8
Statewide Totals	2017	Industrial - Forklifts	Aggregate	Aggregate	Diesel	0.320555094	0.387871664	0.461599335	2.237282619	3.252935003	303.8857423	0.245581025	0.225934543	0.002799958	0.002480275	9859238.239	10548084.72	14886.03405	943665016.4
Statewide Totals	2017	Industrial - Misc - Aerial Lifts	Aggregate	Aggregate	Diesel	0.007144501	0.008593263	0.010270336	0.034912502	0.054272412	0.000123767	0.002152538	0.001626362	8.27991E-07	7.13239E-07	2837.714708	0	1289.930226	0
Statewide Totals	2017	Industrial - Misc - Other General Industrial Equipment	Aggregate	Aggregate	Diesel	0.005659135	0.006806693	0.008135095	0.027475845	0.044230566	0.000103367	0.001505872	0.001137768	6.53251E-07	5.62716E-07	2238.83886	0	273.8140383	0
Statewide Totals	2017	Industrial - Misc - Sweepers/Scrubbers	Aggregate	Aggregate	Diesel	0.001437699	0.001729236	0.002066715	0.007595347	0.011413239	2.68523E-05	0.000391361	0.000295695	1.75105E-07	1.50837E-07	600.1253619	0	111.872241	0
Statewide Totals	2017	Industrial - Other General Industrial Equipment	Aggregate	Aggregate	Diesel	0.142806622	0.172796013	0.205641536	0.952297908	1.259408087	146.7680944	0.081077535	0.074591332	0.00135266	0.001197901	4761729.188	2975497.417	3789.633654	262327234.4
Statewide Totals	2017	Industrial - Other Material Handling Equipment	Aggregate	Aggregate	Diesel	0.053496063	0.064730237	0.077034331	0.403917208	0.694074463	86.0504955	0.034815059	0.032029854	0.000793975	0.000702333	2791813.559	813290.6686	1139.919783	136015894.4
Statewide Totals	2017	Light Commercial - Misc - Air Compressors	Aggregate	Aggregate	Diesel	0.049977717	0.059512656	0.071961055	0.268476166	0.242938304	28.40069156	0.017746448	0.016603259	0.000359389	0.000240453	955883.2953	855567.3	1223.520851	31655990.1
Statewide Totals	2017	Light Commercial - Misc - Generator Sets	Aggregate	Aggregate	Diesel	0.155297119	0.185648564	0.223465046	0.870691157	1.089468025	133.386886	0.054471977	0.057449186	0.001519646	0.00111361	4428469.823	1722402.15	15025.45147	56839270.95
Statewide Totals	2017	Light Commercial - Misc - Pressure Washers	Aggregate	Aggregate	Diesel	0.000679389	0.000813063	0.000977433	0.004232394	0.005566441	0.690703962	0.000250181	0.000272005	7.78122E-06	5.63986E-06	22428.90504	17315.6	448.0539746	657992.8
Statewide Totals	2017	Light Commercial - Misc - Pumps	Aggregate	Aggregate	Diesel	0.094022739	0.112364972	0.13530076	0.50946836	0.606753222	73.66637106	0.032153272	0.033522827	0.000847482	0.000616086	2449905.829	899046.1	7823.701113	33264705.7
Statewide Totals	2017	Light Commercial - Misc - Welders	Aggregate	Aggregate	Diesel	0.233817512	0.278679352	0.3366156	1.249110572	1.238581833	147.4835685	0.082238662	0.079056601	0.001814315	0.001243524	4943897.721	3373906.7	8912.375053	155199708.2
Statewide Totals	2018	Construction and Mining - Bore/Drill Rigs	Aggregate	Aggregate	Diesel	0.021805182	0.02638427	0.031399462	0.240615712	0.354151274	80.16023369	0.01279789	0.011774059	0.000740467	0.000654257	2600710.501	455569.5661	1334.10061	100237385.1
Statewide Totals	2018	Construction and Mining - Cranes	Aggregate	Aggregate	Diesel	0.142071616	0.171906656	0.204583128	1.087755852	1.97004598	190.6393627	0.091866447	0.084517131	0.001758293	0.001555973	6185084.17	1795170.638	4013.5271	415268584.8
Statewide Totals	2018	Construction and Mining - Crawler Tractors	Aggregate	Aggregate	Diesel	0.326115835	0.39460016	0.469606802	2.232102258	4.479061061	471.2144583	0.219726406	0.202148294	0.004346828	0.003845989	15288034.15	3242671.6	7392.860127	688884222.3
Statewide Totals	2018	Construction and Mining - Excavators	Aggregate	Aggregate	Diesel	0.326587752	0.39517118	0.470286363	3.087321377	4.238379497	847.9591665	0.180230513	0.165812072	0.007830005	0.006920929	27511101.3	8782172.005	14368.95989	1385149867
Statewide Totals	2018	Construction and Mining - Graders	Aggregate	Aggregate	Diesel	0.239183369	0.289411876	0.344424051	1.33678565	3.305003384	319.4271928	0.144812326	0.13322734	0.002946087	0.002607122	10363463.48	2594349.704	4645.230764	489911541.3
Statewide Totals	2018	Construction and Mining - Misc - Bore/Drill Rigs	Aggregate	Aggregate	Diesel	0.001823311	0.002193043	0.002621039	0.008021483	0.013841685	3.21432E-05	0.00046868	0.000354114	1.9811E-07	1.70654E-07	678.9694982	0	110.7589036	0
Statewide Totals	2018	Construction and Mining - Misc - Cement And Mortar Mixers	Aggregate	Aggregate	Diesel	0.002213066	0.002661833	0.003181319	0.012824869	0.016549989	3.9296E-05	0.000606021	0.000457882	2.86364E-07	2.46677E-07	981.4349941	0	752.3100044	0
Statewide Totals	2018	Construction and Mining - Misc - Concrete/Industrial Saws	Aggregate	Aggregate	Diesel	0.001734355	0.002067873	0.002496719	0.010755005	0.011267567	1.134108402	0.000631231	0.000567999	1.46927E-05	9.53268E-06	37893.07853	27101.25	68.84522914	894341.25
Statewide Totals	2018	Construction and Mining - Misc - Dumpers/Tenders	Aggregate	Aggregate	Diesel	0.000219183	0.000263629	0.000315079	0.000898496	0.001668767	3.83972E-06	5.80982E-05	4.38964E-05	2.28373E-08	1.96723E-08	78.26872975	0	31.61673887	0
Statewide Totals	2018	Construction and Mining - Misc - Excavators	Aggregate	Aggregate	Diesel	0.001569725	0.001888034	0.002256506	0.006444135	0.011930902	2.7539E-05	0.000401222	0.000303145	1.63694E-07	1.41008E-07	561.0170008	0	49.86999906	0
Statewide Totals	2018	Construction and Mining - Misc - Other	Aggregate	Aggregate	Diesel	0.004600779	0.005533726	0.006613693	0.027244497	0.034709674	8.31346E-05	0.001211064	0.000915026	6.04E-07	5.20291E-07	2070.044867	0	475.5294855	0
Statewide Totals	2018	Construction and Mining - Misc - Pavers	Aggregate	Aggregate	Diesel	0.000411424	0.000494853	0.000591429	0.001684556	0.003136752	7.19896E-06	0.000110298	8.33363E-05	4.28378E-08	3.69009E-08	146.8151033	0	19.52999963	0
Statewide Totals	2018	Construction and Mining - Misc - Paving Equipment	Aggregate	Aggregate	Diesel	0.000701082	0.000843248	0.001007817	0.002878125	0.005328669	1.22997E-05	0.000181248	0.000136943	7.31102E-08	6.29778E-08	250.5655176	0	48.83022769	0
Statewide Totals	2018	Construction and Mining - Misc - Plate Compactors	Aggregate	Aggregate	Diesel	0.001491221	0.001793612	0.002143655	0.009408253	0.011232315	2.71131E-05	0.000395016	0.000298457	2.04357E-07	1.76035E-07	700.3785693	0	435.3599743	0
Statewide Totals	2018	Construction and Mining - Misc - Rollers	Aggregate	Aggregate	Diesel	0.010381721	0.012486924	0.014923889	0.054554852	0.078537525	0.00018559	0.002702949	0.002042229	1.26003E-06	1.0854E-06	4318.420499	0	1322.119078	0
Statewide Totals	2018	Construction and Mining - Misc - Rubber Tired Loaders	Aggregate	Aggregate	Diesel	0.000253909	0.000305397	0.000364999	0.001042365	0.001929872	4.45455E-06	6.48504E-05	4.8998E-05	2.64782E-08	2.28085E-08	90.74678718	0	11.42712551	0
Statewide Totals	2018	Construction and Mining - Misc - Signal Boards	Aggregate	Aggregate	Diesel	0.023938775	0.028785161	0.034413925	0.151204073	0.17951989	0.501724023	0.006414746	0.00488596	9.67563E-06	6.88703E-06	27386.17899	9771.05	3825.3446	361528.85
Statewide Totals	2018	Construction and Mining - Misc - Skid Steer Loaders	Aggregate	Aggregate	Diesel	0.084572707	0.10172236	0.121574623	0.341812632	0.633842493	0.001442651	0.023293098	0.017599234	8.73906E-06	7.5279E-06	29950.75344	0	5211.721905	0
Statewide Totals	2018	Construction and Mining - Misc - Tractors/Loaders/Backhoes	Aggregate	Aggregate	Diesel	0.007486716	0.009004872	0.010762271	0.03071692	0.056942917	0.000131269	0.001967472	0.001486535	7.80461E-07	6.72296E-07	2674.818786	0	365.0893014	0
Statewide Totals	2018	Construction and Mining - Misc - Trenchers	Aggregate	Aggregate	Diesel	0.009489643	0.01141395	0.013641511	0.043694072	0.071980385	0.000167856	0.002444984	0.001847322	1.06E-06	9.13097E-07	3632.877177	0	573.5551955	0
Statewide Totals	2018	Construction and Mining - Off-Highway Tractors	Aggregate	Aggregate	Diesel	0.108353462	0.131107689	0.156028985	0.827333447	1.108234484	179.3014145	0.061931298	0.056976794	0.00165448	0.001463434	5817236.929	2058796.176	3271.04944	255370443.7
Statewide Totals	2018	Construction and Mining - Off-Highway Trucks	Aggregate	Aggregate	Diesel	0.526125471	0.63661182	0.757620678	3.518146332	7.389719463	1075.536482	0.260027823	0.239225597	0.009928084	0.008778384	34894596.66	4381895.104	3423.581517	1766507745
Statewide Totals	2018	Construction and Mining - Other	Aggregate	Aggregate	Diesel	0.137804018	0.166742862	0.198437786	1.038071989	1.760522613	239.9740719	0.087695824	0.080680158	0.002214545	0.001958636	7785694.477	2093535.454	4950.431311	360675011.7
Statewide Totals	2018	Construction and Mining - Pavers	Aggregate	Aggregate	Diesel	0.032601583	0.039447915	0.046946279	0.275175616	0.417815229	56.53693838	0.022396946	0.02060519	0.000521734	0.000461447	1834278.702	657831.1998	1756.990985	85203895.13
Statewide Totals	2018	Construction and Mining - Paving Equipment	Aggregate	Aggregate	Diesel	0.01695477	0.020515272	0.024414869	0.153085129	0.222478537	32.89182177	0.011241643	0.010342312	0.000303593	0.000268459	1067138.933	439054.3688	995.4989392	57721275.97
Statewide Totals	2018	Construction and Mining - Rollers	Aggregate	Aggregate	Diesel	0.110964646	0.134267221	0.15978909	0.933854411	1.08484546	146.5626021	0.067918854	0.062485345	0.001351715	0.001196224	4755062.216	2983679.631	9159.104423	239704124.5
Statewide Totals	2018	Construction and Mining - Rough Terrain Forklifts	Aggregate	Aggregate	Diesel	0.05460608	0.066073356	0.078632755	0.955317028	0.835883624	159.1330945	0.038869402	0.03575985	0.001469626	0.001298823	5162897.997	2466747.73	9227.111596	247779115.4
Statewide Totals	2018	Construction and Mining - Rubber Tired Dozers	Aggregate	Aggregate	Diesel	0.09354521	0.113189704	0.134705103	0.800589021	1.181729684	94.04342656	0.059225281	0.054487258	0.000866672	0.00076757	3051135.404	594996.9664	815.7919879	148401466.6
Statewide Totals	2018	Construction and Mining - Rubber Tired Loaders	Aggregate	Aggregate	Diesel	0.788146371	0.953657109	1.134930774	5.412804081	10.2200394	1292.051443	0.462209282	0.42523254	0.011922012	0.01054555	41919186.12	11112405.01	11958.91583	2247689189
Statewide Totals	2018	Construction and Mining - Scrapers	Aggregate	Aggregate	Diesel	0.499919002	0.604901993	0.719883363	4.298216228	7.389338663	842.1613625	0.299469493	0.275511934	0.007771202	0.006873608	27322997.93	2981456.125	6719.089015	1094392818
Statewide Totals	2018	Construction and Mining - Skid Steer Loaders	Aggregate	Aggregate	Diesel	0.060212842	0.072857539	0.086706493	0.957035685	0.861412894	154.0748651	0.041508295	0.038187631	0.001422692	0.001257538	4998789.316	3945960.6	11965.38011	258154119.2
Statewide Totals	2018	Construction and Mining - Surfacing Equipment	Aggregate	Aggregate	Diesel	0.005899852	0.007138821	0.008495787	0.050071168	0.099883257	17.67277326	0.003792703	0.003489287	0.000163217	0.000144243	573373.6653	139972.2538	549.4637002	36720093.75

Region	Calendar Year	Vehicle Category	Model Year	Horsepower Bin	Fuel	HC_tpd	ROG_tpd	TOG_tpd	CO_tpd	NOx_tpd	CO2_tpd	PM10_tpd	PM2.5_tpd	SOx_tpd	NH3_tpd	Fuel Consumption	Total_Activity_hpy	Total_Population	Horsepower_Hours_hhpy
Statewide Totals	2018	Construction and Mining - Tractors/Loaders/Backhoes	Aggregate	Aggregate	Diesel	0.716395277	0.866838285	1.031609199	7.149469585	8.583150863	1178.215835	0.538754454	0.495654098	0.010871698	0.009616439	38225915.19	20452557.95	36090.22821	1999055270
Statewide Totals	2018	Construction and Mining - Trenchers	Aggregate	Aggregate	Diesel	0.046369207	0.05610674	0.066771658	0.308469715	0.41427787	48.70841689	0.027611541	0.025402618	0.000448942	0.000397552	1580290.943	744816.1128	2168.119118	58617247.17
Statewide Totals	2018	Industrial - Aerial Lifts	Aggregate	Aggregate	Diesel	0.016007877	0.019369532	0.023051344	0.428767413	0.329321042	74.94775315	0.007643412	0.007031939	0.000692449	0.000611713	2431597.311	2340456.035	8132.257204	147166132.6
Statewide Totals	2018	Industrial - Forklifts	Aggregate	Aggregate	Diesel	0.280046362	0.338856099	0.403266762	2.23113338	2.896902204	315.5602822	0.212116622	0.195147292	0.00290911	0.002575561	10238005.83	10953316.09	15255.59661	979980022
Statewide Totals	2018	Industrial - Misc - Aerial Lifts	Aggregate	Aggregate	Diesel	0.007112221	0.008554438	0.010223931	0.034776804	0.054080828	0.000124041	0.002095163	0.001583012	8.24585E-07	7.10306E-07	2826.043236	0	1293.006379	0
Statewide Totals	2018	Industrial - Misc - Other General Industrial Equipment	Aggregate	Aggregate	Diesel	0.005573092	0.006703205	0.008011411	0.027068181	0.043560982	0.000101805	0.001483219	0.001120653	6.43469E-07	5.54289E-07	2205.313463	0	269.85321	0
Statewide Totals	2018	Industrial - Misc - Sweepers/Scrubbers	Aggregate	Aggregate	Diesel	0.001379563	0.001659311	0.001983144	0.007292393	0.010952921	2.57705E-05	0.000375337	0.000283588	1.68087E-07	1.44791E-07	576.0709662	0	107.4215984	0
Statewide Totals	2018	Industrial - Other General Industrial Equipment	Aggregate	Aggregate	Diesel	0.123140502	0.149000007	0.177322323	0.888121847	1.092682371	152.4065623	0.067999815	0.062559829	0.00140538	0.001243922	4944663.066	3089808.681	3883.715578	272353437.8
Statewide Totals	2018	Industrial - Other Material Handling Equipment	Aggregate	Aggregate	Diesel	0.047604206	0.05760109	0.068550057	0.393359172	0.619387185	89.35634308	0.029453025	0.027096783	0.000824716	0.000729314	2899068.143	844535.2881	1168.219576	141266132.4
Statewide Totals	2018	Light Commercial - Misc - Air Compressors	Aggregate	Aggregate	Diesel	0.044157548	0.052585248	0.063580196	0.261011227	0.235272111	28.42436608	0.015781497	0.014782131	0.000359693	0.000240286	955220.5659	856319.2	1224.320912	31683810.4
Statewide Totals	2018	Light Commercial - Misc - Generator Sets	Aggregate	Aggregate	Diesel	0.143190887	0.171223369	0.206035569	0.854515653	1.060857658	133.5117264	0.049603381	0.052635625	0.001520963	0.001113812	4429274.996	1724030.05	15039.37052	56892991.65
Statewide Totals	2018	Light Commercial - Misc - Pressure Washers	Aggregate	Aggregate	Diesel	0.000629326	0.000753376	0.000905363	0.004168216	0.005413892	0.69133628	0.000228167	0.000249719	7.7878E-06	5.6428E-06	22440.62962	17308.3	448.4538485	657715.4
Statewide Totals	2018	Light Commercial - Misc - Pumps	Aggregate	Aggregate	Diesel	0.086422199	0.103307917	0.124358301	0.499788892	0.590141545	73.73412732	0.029182337	0.030585098	0.000848202	0.000616127	2450067.665	899867.35	7830.68049	33295091.95
Statewide Totals	2018	Light Commercial - Misc - Welders	Aggregate	Aggregate	Diesel	0.209498191	0.249726778	0.301597847	1.217895782	1.201367468	147.6209673	0.073707927	0.0710398	0.001815952	0.001243066	4942076.269	3377056.65	8920.754503	155344605.9
Statewide Totals	2019	Construction and Mining - Bore/Drill Rigs	Aggregate	Aggregate	Diesel	0.021417728	0.02591545	0.030841528	0.247661264	0.335467074	83.07696752	0.01220056	0.011224515	0.000767445	0.000678063	2695340.718	472418.3739	1365.878684	104133919.6
Statewide Totals	2019	Construction and Mining - Cranes	Aggregate	Aggregate	Diesel	0.133917484	0.162040156	0.192841177	1.05348911	1.845799448	197.7059899	0.085032232	0.078229654	0.001823872	0.00161365	6414353.11	1861628.723	4109.128706	430827879.4
Statewide Totals	2019	Construction and Mining - Crawler Tractors	Aggregate	Aggregate	Diesel	0.315795132	0.38211211	0.454744991	2.224367808	4.26116702	488.6375895	0.209803789	0.193019486	0.004508223	0.003988194	15853308.45	3362676.862	7568.956931	714069542.2
Statewide Totals	2019	Construction and Mining - Excavators	Aggregate	Aggregate	Diesel	0.310014895	0.375118023	0.446421449	3.152655626	3.871031747	879.227774	0.161410172	0.148497359	0.008119596	0.007176139	28525576.83	9107073.041	14711.22633	1436088295
Statewide Totals	2019	Construction and Mining - Graders	Aggregate	Aggregate	Diesel	0.232969563	0.281893172	0.335476171	1.354169514	3.174033097	330.7640832	0.137987744	0.126948725	0.003051089	0.002699652	10731276.41	2690312.176	4755.879455	506970847.2
Statewide Totals	2019	Construction and Mining - Misc - Bore/Drill Rigs	Aggregate	Aggregate	Diesel	0.001829726	0.002200757	0.00263026	0.008053549	0.013890264	3.22574E-05	0.000468585	0.000354042	1.98864E-07	1.71304E-07	681.5540954	0	111.2076116	0
Statewide Totals	2019	Construction and Mining - Misc - Cement And Mortar Mixers	Aggregate	Aggregate	Diesel	0.002235846	0.002689232	0.003214065	0.012991871	0.016758011	3.9855E-05	0.000604854	0.000457001	2.89833E-07	2.49665E-07	993.3243587	0	763.1400155	0
Statewide Totals	2019	Construction and Mining - Misc - Concrete/Industrial Saws	Aggregate	Aggregate	Diesel	0.001572149	0.001874895	0.002263131	0.010667501	0.011121272	1.150526506	0.000570251	0.000511698	1.49055E-05	9.66258E-06	38409.41651	27440.7	69.91825209	905543.1
Statewide Totals	2019	Construction and Mining - Misc - Dumpers/Tenders	Aggregate	Aggregate	Diesel	0.00022267	0.000267823	0.000320092	0.000913482	0.001693817	3.90377E-06	5.83782E-05	4.4108E-05	2.3211E-08	1.99941E-08	79.54928998	0	32.1440755	0
Statewide Totals	2019	Construction and Mining - Misc - Excavators	Aggregate	Aggregate	Diesel	0.001593018	0.00191605	0.002289989	0.006539756	0.012107938	2.79477E-05	0.000407175	0.000307644	1.66123E-07	1.431E-07	569.3416727	0	50.60999757	0
Statewide Totals	2019	Construction and Mining - Misc - Other	Aggregate	Aggregate	Diesel	0.004673917	0.005621693	0.006718828	0.027673997	0.035261551	8.44551E-05	0.001230169	0.000929462	6.13548E-07	5.28515E-07	2102.768311	0	483.0424353	0
Statewide Totals	2019	Construction and Mining - Misc - Pavers	Aggregate	Aggregate	Diesel	0.000418313	0.000503139	0.000601332	0.001714746	0.003184973	7.32798E-06	0.000110724	8.36579E-05	4.35847E-08	3.75443E-08	149.3747093	0	19.87999905	0
Statewide Totals	2019	Construction and Mining - Misc - Paving Equipment	Aggregate	Aggregate	Diesel	0.000711491	0.000855766	0.001022779	0.002920858	0.00540778	1.24823E-05	0.000181069	0.000136808	7.41957E-08	6.39128E-08	254.2855465	0	49.55518731	0
Statewide Totals	2019	Construction and Mining - Misc - Plate Compactors	Aggregate	Aggregate	Diesel	0.001512802	0.001819567	0.002174675	0.009544396	0.011394854	2.75054E-05	0.000400733	0.000302776	2.07314E-07	1.78582E-07	710.5135762	0	441.6599662	0
Statewide Totals	2019	Construction and Mining - Misc - Rollers	Aggregate	Aggregate	Diesel	0.010504524	0.01263463	0.015100419	0.055217895	0.079465967	0.000187791	0.002734593	0.002066136	1.2752E-06	1.09847E-06	4370.404816	0	1338.509312	0
Statewide Totals	2019	Construction and Mining - Misc - Rubber Tired Loaders	Aggregate	Aggregate	Diesel	0.000259534	0.000312162	0.000373084	0.001065453	0.00197262	4.55322E-06	6.63295E-05	5.01156E-05	2.70647E-08	2.33138E-08	92.7568561	0	11.68023989	0
Statewide Totals	2019	Construction and Mining - Misc - Signal Boards	Aggregate	Aggregate	Diesel	0.024203964	0.029105041	0.034794955	0.153287411	0.181981378	0.508987311	0.00647684	0.004928379	9.81572E-06	6.9875E-06	27785.6863	9920.7	3880.781617	367065.9
Statewide Totals	2019	Construction and Mining - Misc - Skid Steer Loaders	Aggregate	Aggregate	Diesel	0.084714874	0.101893359	0.121778987	0.343761862	0.637955567	0.001456231	0.022903326	0.017304736	8.77428E-06	7.55825E-06	30071.47695	0	5260.775998	0
Statewide Totals	2019	Construction and Mining - Misc - Tractors/Loaders/Backhoes	Aggregate	Aggregate	Diesel	0.007591214	0.00913056	0.010912492	0.031159829	0.057706932	0.000133162	0.001971789	0.001489797	7.91566E-07	6.81862E-07	2712.876977	0	370.3535336	0
Statewide Totals	2019	Construction and Mining - Misc - Trenchers	Aggregate	Aggregate	Diesel	0.009584016	0.011527466	0.013777178	0.044141401	0.072695846	0.000169529	0.002469805	0.001866074	1.07074E-06	9.22342E-07	3669.658104	0	579.8894966	0
Statewide Totals	2019	Construction and Mining - Off-Highway Tractors	Aggregate	Aggregate	Diesel	0.102388644	0.123890259	0.147439647	0.843026159	1.045218641	185.8835333	0.056986884	0.052427933	0.001715514	0.001517156	6030786.522	2134999.019	3348.965341	264769406.3
Statewide Totals	2019	Construction and Mining - Off-Highway Trucks	Aggregate	Aggregate	Diesel	0.503432598	0.609153444	0.724942941	3.481256646	6.865855865	1115.125058	0.235821074	0.216955388	0.010294781	0.009101501	36179004.43	4544067.748	3505.130708	1830432871
Statewide Totals	2019	Construction and Mining - Other	Aggregate	Aggregate	Diesel	0.134691473	0.162976682	0.19395572	1.043698433	1.684110912	248.8968314	0.083661821	0.076968876	0.002297134	0.002031462	8075183.583	2170988.368	5068.349833	374079331.5
Statewide Totals	2019	Construction and Mining - Pavers	Aggregate	Aggregate	Diesel	0.030919045	0.037412045	0.044523425	0.282584502	0.390434347	58.62621426	0.020959222	0.019282484	0.000541101	0.000478499	1902062.956	682148.8216	1798.842243	88338777.07
Statewide Totals	2019	Construction and Mining - Paving Equipment	Aggregate	Aggregate	Diesel	0.016539416	0.020012694	0.02381676	0.157676322	0.213343341	34.10747736	0.010677888	0.009823657	0.000314844	0.000278381	1106579.54	455321.8708	1019.211573	59852203.46
Statewide Totals	2019	Construction and Mining - Rollers	Aggregate	Aggregate	Diesel	0.103104417	0.124756345	0.148470361	0.952278226	1.015712869	152.0030681	0.061456414	0.056539901	0.001402251	0.001240629	4931572.144	3094157.813	9377.272898	248593778.4
Statewide Totals	2019	Construction and Mining - Rough Terrain Forklifts	Aggregate	Aggregate	Diesel	0.05145556	0.062261228	0.074096007	0.987203251	0.791356982	165.0129425	0.034615434	0.031846199	0.001524083	0.001346813	5353663.19	2558234.178	9446.899993	256961475.4
Statewide Totals	2019	Construction and Mining - Rubber Tired Dozers	Aggregate	Aggregate	Diesel	0.092531204	0.111962757	0.133244934	0.795829682	1.156540324	97.54768574	0.057750774	0.053130713	0.000899101	0.000796171	3164827.234	616993.3369	835.224029	153813976.9
Statewide Totals	2019	Construction and Mining - Rubber Tired Loaders	Aggregate	Aggregate	Diesel	0.747200952	0.904113152	1.075969372	5.39642468	9.476769445	1340.453562	0.424308148	0.390363496	0.012370742	0.010940602	43489539.59	11523557.54	12243.77539	2332640268
Statewide Totals	2019	Construction and Mining - Scrapers	Aggregate	Aggregate	Diesel	0.484051488	0.585702301	0.697034143	4.151740037	7.010368211	873.05195	0.28321376	0.260556659	0.008057277	0.007125733	28325209.02	3091915.781	6879.136695	1134596062
Statewide Totals	2019	Construction and Mining - Skid Steer Loaders	Aggregate	Aggregate	Diesel	0.057570311	0.069660077	0.082901248	0.989242955	0.834872464	159.841761	0.037399402	0.03440745	0.001476089	0.001304607	5185889.903	4091791.999	12250.39364	267705283.4
Statewide Totals	2019	Construction and Mining - Surfacing Equipment	Aggregate	Aggregate	Diesel	0.005688822	0.006883475	0.008191904	0.051490068	0.094632083	18.34385209	0.003579604	0.003293235	0.000169427	0.00014972	595146.0979	145157.8389	562.5518421	38123654.01
Statewide Totals	2019	Construction and Mining - Tractors/Loaders/Backhoes	Aggregate	Aggregate	Diesel	0.66137127	0.800259237	0.952374629	7.297521022	7.956964948	1221.398546	0.47473301	0.43675437	0.011272594	0.009968891	39626930.68	21209812.19	36949.89196	2072231525
Statewide Totals	2019	Construction and Mining - Trenchers	Aggregate	Aggregate	Diesel	0.04524058	0.054741101	0.065146435	0.315571051	0.41228718	50.47859214	0.026941549	0.024786225	0.000465342	0.000411999	1637722.33	772378.1216	2219.763386	60772620.6
Statewide Totals	2019	Industrial - Aerial Lifts	Aggregate	Aggregate	Diesel	0.015787111	0.019102404	0.022733439	0.444604585	0.325355595	77.72053726	0.006461648	0.005944716	0.000718091	0.000634345	2521557.237	2427044.078	8325.966335	152608812.9
Statewide Totals	2019	Industrial - Forklifts	Aggregate	Aggregate	Diesel	0.259714503	0.314254548	0.373988884	2.265293678	2.700510261	327.2348222	0.193032438	0.177589843	0.003017657	0.002670847	10616773.42	11358547.46	15618.9826	1016424760
Statewide Totals	2019	Industrial - Misc - Aerial Lifts	Aggregate	Aggregate	Diesel	0.007092111	0.008530252	0.010195024	0.034672513	0.053962256	0.000124328	0.002043279	0.001543811	8.22172E-07	7.08226E-07	2817.769775	0	1296.069245	0
Statewide Totals	2019	Industrial - Misc - Other General Industrial Equipment	Aggregate	Aggregate	Diesel	0.00550712	0.006623856	0.007916572	0.026762286	0.043049497	0.000100614	0.001465863	0.001107541	6.36068E-07	5.47914E-07	2179.948267	0	266.9503627	0
Statewide Totals	2019	Industrial - Misc - Sweepers/Scrubbers	Aggregate	Aggregate	Diesel	0.00133607	0.001606998	0.001920622	0.00707328	0.010610708	2.49684E-05	0.000363743	0.000274828	1.62948E-07	1.40365E-07	558.4593283	0	104.2238712	0
Statewide Totals	2019	Industrial - Other General Industrial Equipment	Aggregate	Aggregate	Diesel	0.115993832	0.140352536	0.167031117	0.900900337	1.037137472	158.0450301	0.062675342	0.057661314	0.001457725	0.001289942	5127596.945	3204119.945	3976.225093	282384174.4
Statewide Totals	2019	Industrial - Other Material Handling Equipment	Aggregate	Aggregate	Diesel	0.046286209	0.056006313	0.066652141	0.403737653	0.595929722	92.66219065	0.027367664	0.025178251	0.000855319	0.000756296	3006322.727	875779.9076	1196.046389	146511440.5
Statewide Totals	2019	Light Commercial - Misc - Air Compressors	Aggregate	Aggregate	Diesel	0.038682965	0.046069256	0.055696949	0.253973108	0.227802619	28.45319107	0.013855077	0.012997544	0.000360052	0.000240157	954706.6543	857209.8	1225.870773	31716762.6
Statewide Totals	2019	Light Commercial - Misc - Generator Sets	Aggregate	Aggregate	Diesel	0.131747484	0.157588779	0.189560188	0.839290968	1.033441611	133.6465872	0.044865759	0.047957306	0.0015224	0.001114188	4430771.782	1725599.55	15054.71922	56944785.15
Statewide Totals	2019	Light Commercial - Misc - Pressure Washers	Aggregate	Aggregate	Diesel	0.000582562	0.000697625	0.000838042	0.0041088	0.005268745	0.692076787	0.000206919	0.000228223	7.79552E-06	5.64928E-06	22466.38631	17333.85	448.9938773	658686.3
Statewide Totals	2019	Light Commercial - Misc - Pumps	Aggregate	Aggregate	Diesel	0.079207561	0.09471112	0.113971329	0.490612501	0.574176244	73.80581877	0.026287898	0.027728056	0.000848973	0.000616253	2450569.93	900717.8	7838.649825	33326558.6
Statewide Totals	2019	Light Commercial - Misc - Welders	Aggregate	Aggregate	Diesel	0.186162107	0.221945256	0.26799577	1.187844531	1.165093355	147.7657213	0.065300718	0.063145157	0.001817687	0.001242696	4940604.645	3380473.05	8929.264364	155501760.3
Statewide Totals	2020	Construction and Mining - Bore/Drill Rigs	Aggregate	Aggregate	Diesel	0.021327118	0.025805812	0.030711049	0.256325541	0.322808642	86.26170385	0.011655199	0.010722783	0.000796892	0.000704056	2798665.981	489284.0218	1397.142827	107980289.8
Statewide Totals	2020	Construction and Mining - Cranes	Aggregate	Aggregate	Diesel	0.128431132	0.15540167	0.18494083	1.024661985	1.74460454	204.7314572	0.079985177	0.073586362	0.001888991	0.001670991	6642286.656	1928055.641	4203.184195	446121570
Statewide Totals	2020	Construction and Mining - Crawler Tractors	Aggregate	Aggregate	Diesel	0.308820197	0.373672438	0.444701084	2.229423633	4.100580885	506.0833126	0.201670805	0.18553714	0.004669727	0.004130584	16419315.72	3482625.644	7742.205812	739712665.1
Statewide Totals	2020	Construction and Mining - Excavators	Aggregate	Aggregate	Diesel	0.302487462	0.366009828	0.435581945	3.240667649	3.634166477	910.3746929	0.149651148	0.137679057	0.008407791	0.007430356	29536104.31	9431965.613	15047.95747	1486673188
Statewide Totals	2020	Construction and Mining - Graders	Aggregate	Aggregate	Diesel	0.231610515	0.280248723	0.333519142	1.388376005	3.116440022	342.305917	0.134269375	0.123527825	0.00315784	0.002793855	11105738.49	2786347.472	4864.738681	524919631.9
Statewide Totals	2020	Construction and Mining - Misc - Bore/Drill Rigs	Aggregate	Aggregate	Diesel	0.001837324	0.002209898	0.002641184	0.008091232	0.013947818	3.23926E-05	0.00047132	0.000356108	1.99753E-07	1.72069E-07	684.6003339	0	111.7344648	0
Statewide Totals	2020	Construction and Mining - Misc - Cement And Mortar Mixers	Aggregate	Aggregate	Diesel	0.002260984	0.002719467	0.003250201	0.01316542	0.016982106	4.04354E-05	0.000606101	0.000457943	2.93501E-07	2.52825E-07	1005.896264	0	774.1200013	0
Statewide Totals	2020	Construction and Mining - Misc - Concrete/Industrial Saws	Aggregate	Aggregate	Diesel	0.001451073	0.001730869	0.002088768	0.010632315	0.010994713	1.166945069	0.000515336	0.000460961	1.51182E-05	9.78424E-06	38893.04921	27838.55	71.10154043	918672.15
Statewide Totals	2020	Construction and Mining - Misc - Dumpers/Tenders	Aggregate	Aggregate	Diesel	0.000225037	0.00027067	0.000323495	0.000923668	0.001710791	3.9473E-06	5.84349E-05	4.41508E-05	2.34648E-08	2.02128E-08	80.41925708	0	32.50252145	0
Statewide Totals	2020	Construction and Mining - Misc - Excavators	Aggregate	Aggregate	Diesel	0.001613162	0.00194028	0.002318947	0.006622456	0.012261053	2.83011E-05	0.000412324	0.000311534	1.68224E-07	1.44909E-07	576.5414463	0	51.25000038	0
Statewide Totals	2020	Construction and Mining - Misc - Other	Aggregate	Aggregate	Diesel	0.00474631	0.005708767	0.006822898	0.028101878	0.035807746	8.5763E-05	0.00124939	0.000943983	6.23039E-07	5.36692E-07	2135.299443	0	490.5144887	0
Statewide Totals	2020	Construction and Mining - Misc - Pavers	Aggregate	Aggregate	Diesel	0.000423518	0.000509399	0.000608814	0.001737172	0.003222231	7.42382E-06	0.000111222	8.40342E-05	4.41433E-08	3.80254E-08	151.2889948	0	20.14000015	0
Statewide Totals	2020	Construction and Mining - Misc - Paving Equipment	Aggregate	Aggregate	Diesel	0.000721165	0.000867404	0.001036686	0.002960574	0.00548131	1.2652E-05	0.000183867	0.000138922	7.52045E-08	6.47818E-08	257.7432135	0	50.2290174	0
Statewide Totals	2020	Construction and Mining - Misc - Plate Compactors	Aggregate	Aggregate	Diesel	0.0015351	0.001846387	0.002206729	0.009685082	0.011562813	2.79109E-05	0.000406639	0.000307239	2.1037E-07	1.81215E-07	720.9864983	0	448.1700083	0
Statewide Totals	2020	Construction and Mining - Misc - Rollers	Aggregate	Aggregate	Diesel	0.010634105	0.012790486	0.015286695	0.055914451	0.080445763	0.000190112	0.002769242	0.002092317	1.29116E-06	1.11222E-06	4425.102009	0	1355.673883	0
Statewide Totals	2020	Construction and Mining - Misc - Rubber Tired Loaders	Aggregate	Aggregate	Diesel	0.000265487	0.000319322	0.000381642	0.001089893	0.002017868	4.65767E-06	6.78585E-05	5.12708E-05	2.76855E-08	2.38486E-08	94.8845626	0	11.9481675	0
Statewide Totals	2020	Construction and Mining - Misc - Signal Boards	Aggregate	Aggregate	Diesel	0.024486495	0.029445554	0.035200963	0.155388241	0.184445123	0.516250794	0.006541636	0.004973319	9.9557E-06	7.075E-06	28133.66352	10026.55	3936.08908	370982.35
Statewide Totals	2020	Construction and Mining - Misc - Skid Steer Loaders	Aggregate	Aggregate	Diesel	0.084961005	0.102189395	0.122132806	0.345891258	0.642177907	0.001469518	0.022564291	0.017048576	8.81667E-06	7.59476E-06	30216.72721	0	5308.780799	0
Statewide Totals	2020	Construction and Mining - Misc - Tractors/Loaders/Backhoes	Aggregate	Aggregate	Diesel	0.007702564	0.009264491	0.01107256	0.031621055	0.058544355	0.000135133	0.001983479	0.001498629	8.03239E-07	6.91917E-07	2752.883043	0	375.8354835	0

Region	Calendar Year	Vehicle Category	Model Year	Horsepower Bin	Fuel	HC_tpd	ROG_tpd	TOG_tpd	CO_tpd	NOx_tpd	CO2_tpd	PM10_tpd	PM2.5_tpd	SOx_tpd	NH3_tpd	Fuel Consumption	Total_Activity_hpy	Total_Population	Horsepower_Hours_hhpy
Statewide Totals	2020	Construction and Mining - Misc - Trenchers	Aggregate	Aggregate	Diesel	0.009694674	0.01166056	0.013936246	0.044648932	0.073535244	0.000171486	0.002498412	0.001887689	1.08307E-06	9.32964E-07	3711.919471	0	586.4802974	0
Statewide Totals	2020	Construction and Mining - Off-Highway Tractors	Aggregate	Aggregate	Diesel	0.101177733	0.122425056	0.145695935	0.862340665	1.008875848	192.5668098	0.054388131	0.05003708	0.00177734	0.001571704	6247618.07	2211112.564	3425.621147	274171014.6
Statewide Totals	2020	Construction and Mining - Off-Highway Trucks	Aggregate	Aggregate	Diesel	0.493548157	0.59719327	0.710709347	3.51581016	6.559355908	1154.889599	0.221700249	0.203964229	0.010662721	0.009426054	37469121.15	4706123.846	3585.361046	1897401049
Statewide Totals	2020	Construction and Mining - Other	Aggregate	Aggregate	Diesel	0.132688956	0.160553637	0.191072097	1.06674486	1.638171279	257.8619829	0.080980084	0.074501678	0.002380081	0.002104635	8366048.052	2248438.16	5184.361318	387683209.1
Statewide Totals	2020	Construction and Mining - Pavers	Aggregate	Aggregate	Diesel	0.029966533	0.036259505	0.043151808	0.291501556	0.37214371	60.70192982	0.020002388	0.018402197	0.00056032	0.000495441	1969407.262	706466.6067	1840.016662	91465381.88
Statewide Totals	2020	Construction and Mining - Paving Equipment	Aggregate	Aggregate	Diesel	0.01612448	0.01951062	0.023219251	0.162123927	0.205718842	35.31225832	0.010090666	0.009283413	0.000325996	0.000288214	1145667.332	471562.9614	1042.540714	61962360.07
Statewide Totals	2020	Construction and Mining - Rollers	Aggregate	Aggregate	Diesel	0.100351125	0.121424861	0.14450562	0.980829484	0.986541703	157.4295584	0.058466135	0.053788844	0.001452504	0.001284919	5107628.644	3204557.303	9591.913046	257449166.3
Statewide Totals	2020	Construction and Mining - Rough Terrain Forklifts	Aggregate	Aggregate	Diesel	0.050198965	0.060740748	0.07228651	1.021921514	0.763855276	170.9554436	0.031669073	0.029135547	0.001579062	0.001395315	5546461.093	2649656.849	9663.133862	266261078.3
Statewide Totals	2020	Construction and Mining - Rubber Tired Dozers	Aggregate	Aggregate	Diesel	0.09094677	0.110045592	0.130963349	0.778503866	1.119617275	101.0332094	0.055915258	0.051442038	0.000931374	0.000824619	3277911.212	639011.5277	854.3418057	159297951.9
Statewide Totals	2020	Construction and Mining - Rubber Tired Loaders	Aggregate	Aggregate	Diesel	0.72741331	0.880170106	1.047475167	5.451889204	9.023907285	1388.514035	0.400270074	0.368248469	0.012815678	0.011332865	45048808.68	11934575.26	12524.02805	2416416545
Statewide Totals	2020	Construction and Mining - Scrapers	Aggregate	Aggregate	Diesel	0.468842234	0.567299103	0.675132817	4.038565748	6.623984362	904.0122153	0.267512072	0.246111106	0.008343976	0.007378426	29329680.73	3202195.591	7036.596004	1174106937
Statewide Totals	2020	Construction and Mining - Skid Steer Loaders	Aggregate	Aggregate	Diesel	0.056981125	0.068947161	0.082052819	1.025531621	0.822101806	165.5579755	0.034862782	0.032073759	0.001528956	0.001351262	5371346.186	4238002.008	12530.7978	277337697.9
Statewide Totals	2020	Construction and Mining - Surfacing Equipment	Aggregate	Aggregate	Diesel	0.005622076	0.006802712	0.00809579	0.053217418	0.092363639	18.9967693	0.003478197	0.003199941	0.000175466	0.000155049	616329.2588	150343.9336	575.428316	39481868.72
Statewide Totals	2020	Construction and Mining - Tractors/Loaders/Backhoes	Aggregate	Aggregate	Diesel	0.619806766	0.749966187	0.892521743	7.463363044	7.411864261	1264.521298	0.422205881	0.388429411	0.011672532	0.010320853	41026000.9	21966054.86	37795.65281	2144547047
Statewide Totals	2020	Construction and Mining - Trenchers	Aggregate	Aggregate	Diesel	0.044523144	0.053873004	0.064113328	0.322375135	0.407394424	52.24722242	0.026359631	0.02425086	0.000481716	0.000426435	1695103.591	799954.321	2270.572438	62833168.98
Statewide Totals	2020	Industrial - Aerial Lifts	Aggregate	Aggregate	Diesel	0.015944315	0.019292621	0.022959814	0.460248072	0.32097952	80.49332137	0.005528574	0.005086288	0.000743722	0.000656976	2611517.164	2513632.122	8516.542706	158053258.6
Statewide Totals	2020	Industrial - Forklifts	Aggregate	Aggregate	Diesel	0.24062708	0.291158767	0.346502995	2.306348339	2.50517903	338.9093621	0.173644324	0.159752778	0.003126166	0.002766133	10995541.01	11763778.83	15976.49174	1052722818
Statewide Totals	2020	Industrial - Misc - Aerial Lifts	Aggregate	Aggregate	Diesel	0.007080226	0.008515955	0.010177939	0.034588258	0.053864002	0.000124607	0.001992036	0.001505094	8.2041E-07	7.06709E-07	2811.731496	0	1298.842412	0
Statewide Totals	2020	Industrial - Misc - Other General Industrial Equipment	Aggregate	Aggregate	Diesel	0.005455619	0.00656191	0.007842541	0.026536882	0.042654046	9.96969E-05	0.001452504	0.001097446	6.30489E-07	5.43108E-07	2160.829283	0	264.9529444	0
Statewide Totals	2020	Industrial - Misc - Sweepers/Scrubbers	Aggregate	Aggregate	Diesel	0.001320912	0.001588767	0.001898831	0.007011574	0.010495647	2.4703E-05	0.000359902	0.000271926	1.61375E-07	1.3901E-07	553.0685677	0	103.3660925	0
Statewide Totals	2020	Industrial - Other General Industrial Equipment	Aggregate	Aggregate	Diesel	0.107518451	0.130097325	0.154826569	0.898846765	0.953202185	163.6834979	0.055930945	0.05145647	0.00151011	0.001335963	5310530.824	3318431.209	4067.238499	292470833.5
Statewide Totals	2020	Industrial - Other Material Handling Equipment	Aggregate	Aggregate	Diesel	0.044346165	0.05365886	0.063858478	0.40843887	0.564682121	95.96803823	0.024673989	0.02270007	0.000885942	0.000783278	3113577.311	907024.527	1223.423173	151774149
Statewide Totals	2020	Light Commercial - Misc - Air Compressors	Aggregate	Aggregate	Diesel	0.034577215	0.04118236	0.049784809	0.248647651	0.220914891	28.4817862	0.012141172	0.01140899	0.000360405	0.000240126	954581.6127	858009.15	1227.120851	31746338.55
Statewide Totals	2020	Light Commercial - Misc - Generator Sets	Aggregate	Aggregate	Diesel	0.122936956	0.147089461	0.176875779	0.827324034	1.008314056	133.7729938	0.040619801	0.043748896	0.001523755	0.001114674	4432702.295	1727293.15	15068.81852	57000673.95
Statewide Totals	2020	Light Commercial - Misc - Pressure Washers	Aggregate	Aggregate	Diesel	0.000546141	0.000654191	0.000785614	0.004060644	0.005133859	0.692422218	0.000187841	0.000208812	7.79947E-06	5.65174E-06	22476.16713	17301	449.243767	657438
Statewide Totals	2020	Light Commercial - Misc - Pumps	Aggregate	Aggregate	Diesel	0.073611158	0.08804113	0.105914427	0.483466999	0.559574947	73.87866959	0.023686884	0.025150075	0.000849754	0.000616489	2451509.683	901648.55	7846.269236	33360996.35
Statewide Totals	2020	Light Commercial - Misc - Welders	Aggregate	Aggregate	Diesel	0.168239351	0.200606912	0.242188716	1.164561434	1.131713069	147.9094958	0.057774635	0.05606814	0.0018194	0.001242694	4940600.23	3383633.95	8937.903733	155647161.7
Statewide Totals	2021	Construction and Mining - Bore/Drill Rigs	Aggregate	Aggregate	Diesel	0.020391233	0.024673391	0.029363375	0.264646831	0.295097448	89.42254507	0.010640962	0.009789685	0.000826144	0.000729855	2901215.994	506120.7453	1427.917196	111967861.8
Statewide Totals	2021	Construction and Mining - Cranes	Aggregate	Aggregate	Diesel	0.12269957	0.14846648	0.176687381	1.009572356	1.631808199	211.7633188	0.074756713	0.068776176	0.001954176	0.001728384	6870427.664	1994460.912	4295.766241	461407954.8
Statewide Totals	2021	Construction and Mining - Crawler Tractors	Aggregate	Aggregate	Diesel	0.299204665	0.362037644	0.430854717	2.258118872	3.887814016	523.1518081	0.191586867	0.176259918	0.004827822	0.004269895	16973084.26	3602644.318	7912.74063	764871502.2
Statewide Totals	2021	Construction and Mining - Excavators	Aggregate	Aggregate	Diesel	0.29199911	0.353318923	0.420478718	3.332244508	3.32036365	941.1966162	0.135968551	0.125091067	0.008693069	0.00768192	30536087.67	9756840.596	15379.41348	1537371755
Statewide Totals	2021	Construction and Mining - Graders	Aggregate	Aggregate	Diesel	0.223636199	0.270599801	0.322036127	1.403462993	2.967951357	353.8977976	0.126314528	0.116209366	0.003265252	0.002888466	11481824.3	2882304.831	4971.892552	542682236.9
Statewide Totals	2021	Construction and Mining - Misc - Bore/Drill Rigs	Aggregate	Aggregate	Diesel	0.001862754	0.002240484	0.00267774	0.008213429	0.014140551	3.28438E-05	0.000478286	0.000361372	2.0267E-07	1.74582E-07	694.5956961	0	113.4376354	0
Statewide Totals	2021	Construction and Mining - Misc - Cement And Mortar Mixers	Aggregate	Aggregate	Diesel	0.002286366	0.002749995	0.00328669	0.013337748	0.017203592	4.10053E-05	0.000608934	0.000460084	2.97162E-07	2.55978E-07	1018.441747	0	784.9600405	0
Statewide Totals	2021	Construction and Mining - Misc - Concrete/Industrial Saws	Aggregate	Aggregate	Diesel	0.001361311	0.001624101	0.001959501	0.010633336	0.01087283	1.183363953	0.000464773	0.000414258	1.5331E-05	9.90768E-06	39383.72297	28232.75	72.05067411	931680.75
Statewide Totals	2021	Construction and Mining - Misc - Dumpers/Tenders	Aggregate	Aggregate	Diesel	0.000228338	0.00027464	0.000328239	0.000937352	0.001735584	4.00578E-06	5.88361E-05	4.4454E-05	2.3811E-08	2.0511E-08	81.60570542	0	32.98404291	0
Statewide Totals	2021	Construction and Mining - Misc - Excavators	Aggregate	Aggregate	Diesel	0.001638029	0.001970189	0.002354693	0.006724541	0.012450054	2.87374E-05	0.00041868	0.000316336	1.70817E-07	1.47143E-07	585.4286389	0	52.04000121	0
Statewide Totals	2021	Construction and Mining - Misc - Other	Aggregate	Aggregate	Diesel	0.004819929	0.005797316	0.006928724	0.028535421	0.036363227	8.70927E-05	0.001268845	0.000958683	6.32669E-07	5.44986E-07	2168.300546	0	498.0926412	0
Statewide Totals	2021	Construction and Mining - Misc - Pavers	Aggregate	Aggregate	Diesel	0.00043043	0.000517712	0.00061875	0.001766498	0.003272691	7.54913E-06	0.000112115	8.47094E-05	4.48782E-08	3.86585E-08	153.8078223	0	20.48000048	0
Statewide Totals	2021	Construction and Mining - Misc - Paving Equipment	Aggregate	Aggregate	Diesel	0.000731136	0.000879396	0.001051019	0.003001501	0.005557087	1.28269E-05	0.000186673	0.000141042	7.62442E-08	6.56775E-08	261.3064079	0	50.92341365	0
Statewide Totals	2021	Construction and Mining - Misc - Plate Compactors	Aggregate	Aggregate	Diesel	0.001556678	0.001872342	0.00223775	0.009821227	0.011725357	2.83032E-05	0.000412356	0.000311558	2.13327E-07	1.83762E-07	731.1215901	0	454.4700474	0
Statewide Totals	2021	Construction and Mining - Misc - Rollers	Aggregate	Aggregate	Diesel	0.010779047	0.012964823	0.015495054	0.056687769	0.081541903	0.000192706	0.002807452	0.002121185	1.30893E-06	1.12752E-06	4485.986999	0	1374.626342	0
Statewide Totals	2021	Construction and Mining - Misc - Rubber Tired Loaders	Aggregate	Aggregate	Diesel	0.000274397	0.000330039	0.000394449	0.001126471	0.002085587	4.81398E-06	7.01357E-05	5.29915E-05	2.86146E-08	2.46489E-08	98.06884487	0	12.34914254	0
Statewide Totals	2021	Construction and Mining - Misc - Signal Boards	Aggregate	Aggregate	Diesel	0.024784746	0.029804795	0.035629607	0.157517658	0.186927709	0.523514437	0.006609147	0.005020687	1.00959E-05	7.17189E-06	28518.92345	10198.1	3991.618649	377329.7
Statewide Totals	2021	Construction and Mining - Misc - Skid Steer Loaders	Aggregate	Aggregate	Diesel	0.086086003	0.103542519	0.123750004	0.351430308	0.652570814	0.001496556	0.022679866	0.0171359	8.94773E-06	7.70766E-06	30665.92735	0	5406.458357	0
Statewide Totals	2021	Construction and Mining - Misc - Tractors/Loaders/Backhoes	Aggregate	Aggregate	Diesel	0.007812418	0.009396623	0.011230478	0.032072033	0.059379316	0.00013706	0.002001084	0.001511931	8.14695E-07	7.01785E-07	2792.144579	0	381.1956381	0
Statewide Totals	2021	Construction and Mining - Misc - Trenchers	Aggregate	Aggregate	Diesel	0.009826674	0.011819327	0.014125996	0.045269469	0.074536088	0.000173824	0.002532483	0.001913432	1.098E-06	9.45828E-07	3763.101997	0	595.0869652	0
Statewide Totals	2021	Construction and Mining - Off-Highway Tractors	Aggregate	Aggregate	Diesel	0.094282387	0.114081688	0.135766637	0.877209628	0.917516343	199.2225648	0.048426151	0.044552059	0.001839083	0.001626028	6463556.71	2287295.975	3501.076088	283551558.9
Statewide Totals	2021	Construction and Mining - Off-Highway Trucks	Aggregate	Aggregate	Diesel	0.459895174	0.556473161	0.662249051	3.467744346	5.876261992	1195.174917	0.192934706	0.17749993	0.011036188	0.009754857	38776133.94	4868276.424	3664.33452	1964067847
Statewide Totals	2021	Construction and Mining - Other	Aggregate	Aggregate	Diesel	0.127388836	0.154140492	0.183439924	1.083535848	1.542610114	266.6868351	0.075902511	0.06983031	0.00246183	0.002176662	8652360.661	2325905.497	5298.555403	401003005.8
Statewide Totals	2021	Construction and Mining - Pavers	Aggregate	Aggregate	Diesel	0.028567684	0.034566897	0.041137464	0.299765625	0.352824052	62.760465	0.018626695	0.017136559	0.000579395	0.000512242	2036194.168	730817.1062	1880.546056	94623662.5
Statewide Totals	2021	Construction and Mining - Paving Equipment	Aggregate	Aggregate	Diesel	0.015258964	0.018463346	0.021972908	0.166894743	0.191018068	36.53372285	0.00914657	0.008414845	0.000337315	0.000298183	1185296.403	487786.0513	1065.504388	64152988.88
Statewide Totals	2021	Construction and Mining - Rollers	Aggregate	Aggregate	Diesel	0.094610131	0.114478258	0.136238588	1.001382135	0.935779115	162.8610476	0.053544554	0.04926099	0.001502893	0.00132925	5283847.331	3314890.938	9803.190708	266303710.6
Statewide Totals	2021	Construction and Mining - Rough Terrain Forklifts	Aggregate	Aggregate	Diesel	0.048032733	0.058119607	0.069167135	1.056012545	0.731413913	176.8844362	0.028433152	0.0261585	0.001633943	0.001443707	5738820.73	2740940.2	9875.98028	275539520.6
Statewide Totals	2021	Construction and Mining - Rubber Tired Dozers	Aggregate	Aggregate	Diesel	0.08839579	0.106958905	0.127289937	0.753044277	1.070145683	104.403966	0.053328003	0.049061763	0.000962615	0.000852131	3387271.696	661014.2921	873.1600892	164558876.1
Statewide Totals	2021	Construction and Mining - Rubber Tired Loaders	Aggregate	Aggregate	Diesel	0.689764774	0.834615376	0.993261274	5.496277078	8.262256517	1437.792299	0.363546243	0.334462544	0.01327241	0.011735067	46647587.7	12345581.1	12799.89037	2502554861
Statewide Totals	2021	Construction and Mining - Scrapers	Aggregate	Aggregate	Diesel	0.451230185	0.545988523	0.649771466	3.944067951	6.222421922	935.514034	0.250227589	0.230209382	0.008635754	0.00763554	30351722.55	3312391.777	7191.588605	1215003520
Statewide Totals	2021	Construction and Mining - Skid Steer Loaders	Aggregate	Aggregate	Diesel	0.055507438	0.067164	0.07993071	1.059393	0.807778621	171.2667709	0.031958568	0.029401883	0.001581781	0.001397856	5556561.764	4383942.86	12806.80923	286879018.6
Statewide Totals	2021	Construction and Mining - Surfacing Equipment	Aggregate	Aggregate	Diesel	0.00529773	0.006410254	0.007628732	0.054717941	0.083322776	19.66557852	0.003180227	0.002925809	0.000181659	0.000160508	638028.0373	155525.9481	588.1030712	40863973.4
Statewide Totals	2021	Construction and Mining - Tractors/Loaders/Backhoes	Aggregate	Aggregate	Diesel	0.578414336	0.699881347	0.832916644	7.644796459	6.883940555	1308.573822	0.370775703	0.341113647	0.012081061	0.010680404	42455236.52	22722847.35	38628.16423	2218799496
Statewide Totals	2021	Construction and Mining - Trenchers	Aggregate	Aggregate	Diesel	0.041843102	0.050630153	0.060254067	0.325959663	0.392756556	54.05187301	0.024450235	0.022494216	0.000498481	0.000441164	1753653.492	827441.4738	2320.58553	64984773.85
Statewide Totals	2021	Industrial - Aerial Lifts	Aggregate	Aggregate	Diesel	0.015890358	0.019227334	0.022882116	0.476807718	0.31785599	83.26610548	0.00469327	0.004317808	0.00076936	0.000679607	2701477.091	2600220.165	8704.133568	163504937.2
Statewide Totals	2021	Industrial - Forklifts	Aggregate	Aggregate	Diesel	0.223751429	0.270739229	0.322202058	2.356886291	2.340298549	350.583902	0.15582779	0.143361567	0.003234609	0.002861419	11374308.6	12169010.2	16328.40025	1088947474
Statewide Totals	2021	Industrial - Misc - Aerial Lifts	Aggregate	Aggregate	Diesel	0.007276171	0.008751633	0.010459611	0.035486354	0.055317635	0.000128443	0.001994071	0.00150663	8.4224E-07	7.25513E-07	2886.546782	0	1338.118421	0
Statewide Totals	2021	Industrial - Misc - Other General Industrial Equipment	Aggregate	Aggregate	Diesel	0.005612228	0.006750275	0.008067668	0.0273086	0.043881315	0.000102568	0.001494338	0.001129055	6.48735E-07	5.58826E-07	2223.365059	0	272.7585543	0
Statewide Totals	2021	Industrial - Misc - Sweepers/Scrubbers	Aggregate	Aggregate	Diesel	0.001412701	0.001699168	0.002030781	0.007534772	0.011235304	2.64542E-05	0.000385416	0.000291203	1.73124E-07	1.4913E-07	593.3340579	0	111.1786328	0
Statewide Totals	2021	Industrial - Other General Industrial Equipment	Aggregate	Aggregate	Diesel	0.100065592	0.121079366	0.144094452	0.91139521	0.896571797	169.3219657	0.05015311	0.046140861	0.001562464	0.001381983	5493464.702	3432742.474	4156.826117	302539473
Statewide Totals	2021	Industrial - Other Material Handling Equipment	Aggregate	Aggregate	Diesel	0.04253696	0.051469722	0.061253223	0.41681057	0.511694797	99.27388581	0.022658322	0.020845656	0.00091656	0.00081026	3220831.895	938269.1465	1250.37108	157053247.8
Statewide Totals	2021	Light Commercial - Misc - Air Compressors	Aggregate	Aggregate	Diesel	0.031757353	0.037826721	0.045724166	0.248751171	0.218552573	29.27677083	0.010635987	0.010018361	0.000370461	0.000246552	980128.5288	882037.1	1261.480303	32635372.7
Statewide Totals	2021	Light Commercial - Misc - Generator Sets	Aggregate	Aggregate	Diesel	0.118299264	0.141580224	0.170195535	0.836204424	1.009255816	137.501609	0.037193112	0.040456835	0.001566159	0.00114515	4553896.895	1775568.05	15488.60748	58593745.65
Statewide Totals	2021	Light Commercial - Misc - Pressure Washers	Aggregate	Aggregate	Diesel	0.000530026	0.000635066	0.000762399	0.004124618	0.005142339	0.712064537	0.000173159	0.00019449	8.01979E-06	5.80688E-06	23093.12895	17779.15	462.02289	675607.7
Statewide Totals	2021	Light Commercial - Misc - Pumps	Aggregate	Aggregate	Diesel	0.070442736	0.084273527	0.101351294	0.48821309	0.559175755	75.93825771	0.021559622	0.02309748	0.0008734	0.00063331	2518399.238	926775.15	8064.872078	34290680.55
Statewide Totals	2021	Light Commercial - Misc - Welders	Aggregate	Aggregate	Diesel	0.156073399	0.186131003	0.224669248	1.167319254	1.123280959	152.0346173	0.051239302	0.049978213	0.001870105	0.001276136	5073556.96	3478154.35	9187.002357	159995100.1
Statewide Totals	2022	Construction and Mining - Bore/Drill Rigs	Aggregate	Aggregate	Diesel	0.018941406	0.022919101	0.027275625	0.270852407	0.260821413	92.42172239	0.009194173	0.008458639	0.000853916	0.000754334	2998520.998	522994.6634	1458.224111	115711958.7
Statewide Totals	2022	Construction and Mining - Cranes	Aggregate	Aggregate	Diesel	0.113572454	0.13742267	0.163544334	0.975003741	1.460181528	218.7761784	0.067310482	0.061925643	0.002019287	0.001785622	7097952.169	2060913.642	4386.941994	476523177.7
Statewide Totals	2022	Construction and Mining - Crawler Tractors	Aggregate	Aggregate	Diesel	0.274906743	0.332637159	0.39586571	2.244218996	3.43827167	540.3006889	0.170849492	0.157181533	0.004987101	0.004409862	17529460.82	3722640.741	8080.685077	790475312.7
Statewide Totals	2022	Construction and Mining - Excavators	Aggregate	Aggregate	Diesel	0.26819167	0.32451192	0.386196004	3.385870906	2.870108633	972.6304911	0.114521857	0.105360108	0.008984405	0.007938479	31555925.12	10081792.36	15705.83478	1589242777
Statewide Totals	2022	Construction and Mining - Graders	Aggregate	Aggregate	Diesel	0.208915516	0.252787774	0.300838343	1.413163987	2.706872198	365.5908899	0.114204836	0.105068449	0.003373802	0.002983904	11861193.8	2978250.185	5077.41879	560512657.1
Statewide Totals	2022	Construction and Mining - Misc - Bore/Drill Rigs	Aggregate	Aggregate	Diesel	0.001880607	0.002261957	0.002703405	0.008296808	0.01427593	3.316E-05	0.000483114	0.00036502	2.04682E-07	1.76314E-07	701.4904271	0	114.5964415	0

Region	Calendar Year	Vehicle Category	Model Year	Horsepower Bin	Fuel	HC_tpd	ROG_tpd	TOG_tpd	CO_tpd	NOx_tpd	CO2_tpd	PM10_tpd	PM2.5_tpd	SOx_tpd	NH3_tpd	Fuel Consumption	Total_Activity_hpy	Total_Population	Horsepower_Hours_hhpy
Statewide Totals	2022	Construction and Mining - Misc - Cement And Mortar Mixers	Aggregate	Aggregate	Diesel	0.002313149	0.00278221	0.003325188	0.013513445	0.017423733	4.15676E-05	0.000614577	0.000464348	3.00933E-07	2.59226E-07	1031.36585	0	795.8800129	0
Statewide Totals	2022	Construction and Mining - Misc - Concrete/Industrial Saws	Aggregate	Aggregate	Diesel	0.001290308	0.001539668	0.001857241	0.010660776	0.010762422	1.199779234	0.000417314	0.000370373	1.55437E-05	1.00477E-05	39940.41457	28678.05	73.13628018	946375.65
Statewide Totals	2022	Construction and Mining - Misc - Dumpers/Tenders	Aggregate	Aggregate	Diesel	0.000231871	0.00027889	0.000333319	0.000951893	0.001762367	4.06792E-06	5.94504E-05	4.49181E-05	2.418E-08	2.08289E-08	82.870358	0	33.49570284	0
Statewide Totals	2022	Construction and Mining - Misc - Excavators	Aggregate	Aggregate	Diesel	0.001658489	0.001994798	0.002384104	0.006808534	0.01260556	2.90963E-05	0.00042391	0.000320287	1.7295E-07	1.48981E-07	592.7408271	0	52.68999766	0
Statewide Totals	2022	Construction and Mining - Misc - Other	Aggregate	Aggregate	Diesel	0.00489116	0.005882991	0.007031119	0.028958456	0.036900556	8.838E-05	0.001287626	0.000972874	6.42038E-07	5.53058E-07	2200.411844	0	505.4706957	0
Statewide Totals	2022	Construction and Mining - Misc - Pavers	Aggregate	Aggregate	Diesel	0.000436866	0.000525453	0.000628002	0.001793237	0.003320915	7.66341E-06	0.0001129	8.53019E-05	4.55541E-08	3.92407E-08	156.124234	0	20.78999908	0
Statewide Totals	2022	Construction and Mining - Misc - Paving Equipment	Aggregate	Aggregate	Diesel	0.000741748	0.000892159	0.001066275	0.00304507	0.005637751	1.30131E-05	0.000189591	0.000143246	7.73509E-08	6.66308E-08	265.0993639	0	51.66258502	0
Statewide Totals	2022	Construction and Mining - Misc - Plate Compactors	Aggregate	Aggregate	Diesel	0.001578018	0.001898008	0.002268425	0.009955857	0.011886088	2.86912E-05	0.000418008	0.000315829	2.16251E-07	1.86281E-07	741.1439121	0	460.6999852	0
Statewide Totals	2022	Construction and Mining - Misc - Rollers	Aggregate	Aggregate	Diesel	0.010920635	0.01313512	0.015698589	0.05743834	0.082612802	0.000195239	0.002844481	0.002149163	1.32621E-06	1.14241E-06	4545.215307	0	1392.934789	0
Statewide Totals	2022	Construction and Mining - Misc - Rubber Tired Loaders	Aggregate	Aggregate	Diesel	0.000284218	0.000341851	0.000408568	0.001166789	0.002160235	4.98628E-06	7.2646E-05	5.48881E-05	2.96388E-08	2.55311E-08	101.5789206	0	12.79114239	0
Statewide Totals	2022	Construction and Mining - Misc - Signal Boards	Aggregate	Aggregate	Diesel	0.025089687	0.030171982	0.036067884	0.159651062	0.189405641	0.53077646	0.00667791	0.005069255	1.02359E-05	7.27322E-06	28921.88206	10303.95	4046.906718	381246.15
Statewide Totals	2022	Construction and Mining - Misc - Skid Steer Loaders	Aggregate	Aggregate	Diesel	0.086677287	0.104253712	0.124599988	0.354519346	0.658256029	0.001512061	0.022723159	0.017168611	9.01928E-06	7.76928E-06	30911.11882	0	5462.46949	0
Statewide Totals	2022	Construction and Mining - Misc - Tractors/Loaders/Backhoes	Aggregate	Aggregate	Diesel	0.0079241	0.009530948	0.011391022	0.032530519	0.060228163	0.000139019	0.002024607	0.001529703	8.26341E-07	7.11818E-07	2832.059319	0	386.6449742	0
Statewide Totals	2022	Construction and Mining - Misc - Trenchers	Aggregate	Aggregate	Diesel	0.009947157	0.01196424	0.014299195	0.045826073	0.075449919	0.000175956	0.002563539	0.001936897	1.11149E-06	9.57445E-07	3809.320674	0	602.4602214	0
Statewide Totals	2022	Construction and Mining - Off-Highway Tractors	Aggregate	Aggregate	Diesel	0.086232053	0.104340784	0.124174156	0.890110856	0.829561888	205.9082474	0.042016258	0.038654957	0.001901137	0.001680595	6680466.318	2363517.699	3575.384891	293138882.3
Statewide Totals	2022	Construction and Mining - Off-Highway Trucks	Aggregate	Aggregate	Diesel	0.415838385	0.503164446	0.598807275	3.362520537	5.089481855	1235.918495	0.158111604	0.145462676	0.011414204	0.010087401	40098014.47	5030463.446	3742.108412	2029482743
Statewide Totals	2022	Construction and Mining - Other	Aggregate	Aggregate	Diesel	0.117682838	0.142396234	0.169463287	1.074243014	1.373737772	275.8772914	0.067980317	0.062541891	0.002547092	0.002251673	8950534.894	2403345.44	5411.014916	414679925.4
Statewide Totals	2022	Construction and Mining - Pavers	Aggregate	Aggregate	Diesel	0.025647909	0.03103397	0.036932989	0.306526327	0.307727523	64.87873798	0.016086741	0.014799802	0.000599067	0.000529532	2104919.203	755158.5361	1920.459821	97756441.44
Statewide Totals	2022	Construction and Mining - Paving Equipment	Aggregate	Aggregate	Diesel	0.013956473	0.016887332	0.020097321	0.171034491	0.169028704	37.75925319	0.007828671	0.007202377	0.000348684	0.000308186	1225057.385	504027.7897	1088.119251	66346545.27
Statewide Totals	2022	Construction and Mining - Rollers	Aggregate	Aggregate	Diesel	0.085481307	0.103432381	0.123093082	1.017285702	0.861768754	168.2732913	0.04677283	0.043031004	0.001553206	0.001373424	5459441.617	3425336.237	10011.25913	275227914.1
Statewide Totals	2022	Construction and Mining - Rough Terrain Forklifts	Aggregate	Aggregate	Diesel	0.04491626	0.054348675	0.064679415	1.087737122	0.689180461	182.7637396	0.024341521	0.0223942	0.001688394	0.001491693	5929568.253	2832253.987	10085.59363	284768891.5
Statewide Totals	2022	Construction and Mining - Rubber Tired Dozers	Aggregate	Aggregate	Diesel	0.08552878	0.103489823	0.123161443	0.750867846	1.025832142	107.9264204	0.05027554	0.046253497	0.000995267	0.000880881	3501553.85	683081.9289	891.6925289	169967493.6
Statewide Totals	2022	Construction and Mining - Rubber Tired Loaders	Aggregate	Aggregate	Diesel	0.618355014	0.748209567	0.89043122	5.48992889	6.987247626	1486.568315	0.304534661	0.280171888	0.013725511	0.012133171	48230071.81	12756714.52	13071.56243	2587245644
Statewide Totals	2022	Construction and Mining - Scrapers	Aggregate	Aggregate	Diesel	0.412170163	0.498725897	0.593525034	3.720551298	5.442347637	967.3322976	0.218946296	0.201430593	0.008931102	0.007895236	31384031.07	3422897.855	7344.226917	1255937666
Statewide Totals	2022	Construction and Mining - Skid Steer Loaders	Aggregate	Aggregate	Diesel	0.052483678	0.06350525	0.075576496	1.089381443	0.77890245	177.1024834	0.027793941	0.025570426	0.001635826	0.001445487	5745895.03	4530086.183	13078.62814	296640608.4
Statewide Totals	2022	Construction and Mining - Surfacing Equipment	Aggregate	Aggregate	Diesel	0.005018402	0.006072266	0.007226499	0.055714225	0.075548095	20.30072609	0.002885818	0.002654953	0.00018754	0.000165692	658634.7007	160711.328	600.5853007	42161652.68
Statewide Totals	2022	Construction and Mining - Tractors/Loaders/Backhoes	Aggregate	Aggregate	Diesel	0.530485499	0.641887454	0.763899119	7.802077555	6.255163086	1353.067796	0.313075884	0.288029814	0.012493868	0.011043557	43898794.5	23479748.9	39448.03006	2292744512
Statewide Totals	2022	Construction and Mining - Trenchers	Aggregate	Aggregate	Diesel	0.039857487	0.04822756	0.057394782	0.331872882	0.381804552	55.86678998	0.023146227	0.021294529	0.00051532	0.000455977	1812536.475	854964.3426	2369.83894	67148544.41
Statewide Totals	2022	Industrial - Aerial Lifts	Aggregate	Aggregate	Diesel	0.015935565	0.019282034	0.022947214	0.492613668	0.314982754	86.03888959	0.004410797	0.004057933	0.000794994	0.000702238	2791437.018	2686808.209	8888.874982	168949663.1
Statewide Totals	2022	Industrial - Forklifts	Aggregate	Aggregate	Diesel	0.203200604	0.24587273	0.292608869	2.398772962	2.153123034	362.258442	0.134895047	0.124103443	0.003343163	0.002956705	11753076.19	12574241.58	16674.96338	1125298979
Statewide Totals	2022	Industrial - Misc - Aerial Lifts	Aggregate	Aggregate	Diesel	0.007287772	0.008765585	0.010476288	0.035499509	0.055375998	0.000128909	0.001973852	0.001491354	8.42939E-07	7.26116E-07	2888.945793	0	1342.336227	0
Statewide Totals	2022	Industrial - Misc - Other General Industrial Equipment	Aggregate	Aggregate	Diesel	0.005606957	0.006743935	0.00806009	0.027286053	0.043840989	0.000102475	0.001492978	0.001128027	6.48172E-07	5.58342E-07	2221.434842	0	272.5645357	0
Statewide Totals	2022	Industrial - Misc - Sweepers/Scrubbers	Aggregate	Aggregate	Diesel	0.001428558	0.001718242	0.002053576	0.007621957	0.011362166	2.67536E-05	0.000389778	0.000294499	1.75106E-07	1.50837E-07	600.1270975	0	112.472258	0
Statewide Totals	2022	Industrial - Other General Industrial Equipment	Aggregate	Aggregate	Diesel	0.089091737	0.107801002	0.128292102	0.904369159	0.814987187	174.9604335	0.041942592	0.038587185	0.001614923	0.001428004	5676398.581	3547053.738	4245.052927	312692311.5
Statewide Totals	2022	Industrial - Other Material Handling Equipment	Aggregate	Aggregate	Diesel	0.038823532	0.046976474	0.055905886	0.418978885	0.436615977	102.5797334	0.018977746	0.017459526	0.000947236	0.000837242	3328086.478	969513.766	1276.909658	162304505.2
Statewide Totals	2022	Light Commercial - Misc - Air Compressors	Aggregate	Aggregate	Diesel	0.029434418	0.035061882	0.042379207	0.246691785	0.213215012	29.39197207	0.009257774	0.008741415	0.000371909	0.00024735	983300.4623	885475.4	1266.430224	32762589.8
Statewide Totals	2022	Light Commercial - Misc - Generator Sets	Aggregate	Aggregate	Diesel	0.113341575	0.135675234	0.163057438	0.83134819	0.993297374	138.0299286	0.03382076	0.037127477	0.001572127	0.001149158	4569837.95	1782378.95	15548.12315	58818505.35
Statewide Totals	2022	Light Commercial - Misc - Pressure Washers	Aggregate	Aggregate	Diesel	0.000510159	0.000611388	0.000733796	0.004106449	0.005059307	0.714563137	0.000158357	0.000179537	8.04806E-06	5.8076E-06	23096.01809	17837.55	463.5925528	677826.9
Statewide Totals	2022	Light Commercial - Misc - Pumps	Aggregate	Aggregate	Diesel	0.067176125	0.080380942	0.096648367	0.485340343	0.549663673	76.23195116	0.019495243	0.021062134	0.00087674	0.000635541	2527272.353	930385	8096.029751	34424245
Statewide Totals	2022	Light Commercial - Misc - Welders	Aggregate	Aggregate	Diesel	0.145409384	0.173435238	0.209313987	1.157177442	1.098382284	152.6206503	0.04514432	0.044255659	0.001877281	0.001280313	5090162.176	3491553.5	9222.410889	160611461
Statewide Totals	2023	Construction and Mining - Bore/Drill Rigs	Aggregate	Aggregate	Diesel	0.018898562	0.02286726	0.027213929	0.27952169	0.251310326	95.45476385	0.00876428	0.008063137	0.00088196	0.000779089	3096924.689	539855.605	1488.08425	119410754.8
Statewide Totals	2023	Construction and Mining - Cranes	Aggregate	Aggregate	Diesel	0.108755089	0.131593658	0.156607329	0.954659862	1.357906846	225.8333408	0.062606358	0.05759785	0.002084679	0.001843221	7326914.03	2127271.207	4476.773655	491840811.2
Statewide Totals	2023	Construction and Mining - Crawler Tractors	Aggregate	Aggregate	Diesel	0.261424005	0.316323046	0.376450567	2.267026092	3.162035559	557.7896213	0.157871496	0.145241776	0.005149199	0.004552604	18096869.97	3842548.839	8246.153726	815703594.9
Statewide Totals	2023	Construction and Mining - Excavators	Aggregate	Aggregate	Diesel	0.260793132	0.31555969	0.37554211	3.478706463	2.634438475	1004.105601	0.102876231	0.094646132	0.00927563	0.008195375	32577100.39	10406481.6	16027.44406	1639640973
Statewide Totals	2023	Construction and Mining - Graders	Aggregate	Aggregate	Diesel	0.198417156	0.240084758	0.285720704	1.439575182	2.490086279	377.1099716	0.10486985	0.096480262	0.003480616	0.003077921	12234917.72	3074397.755	5181.389384	577994913.3
Statewide Totals	2023	Construction and Mining - Misc - Bore/Drill Rigs	Aggregate	Aggregate	Diesel	0.001903069	0.002288974	0.002735691	0.008401138	0.014446276	3.35575E-05	0.000488907	0.000369396	2.07204E-07	1.78487E-07	710.1353777	0	116.0454708	0
Statewide Totals	2023	Construction and Mining - Misc - Cement And Mortar Mixers	Aggregate	Aggregate	Diesel	0.002340786	0.002815451	0.003364919	0.013690911	0.017649689	4.21367E-05	0.000620984	0.000469188	3.04767E-07	2.62529E-07	1044.506032	0	806.7900098	0
Statewide Totals	2023	Construction and Mining - Misc - Concrete/Industrial Saws	Aggregate	Aggregate	Diesel	0.001227516	0.001464991	0.001766812	0.010696586	0.010646212	1.216197447	0.000372037	0.000328553	1.57564E-05	1.0184E-05	40482.02237	29057.65	74.07070539	958902.45
Statewide Totals	2023	Construction and Mining - Misc - Dumpers/Tenders	Aggregate	Aggregate	Diesel	0.000235438	0.00028318	0.000338446	0.000966535	0.001789477	4.13049E-06	6.01807E-05	4.54699E-05	2.45519E-08	2.11493E-08	84.145139	0	34.01096161	0
Statewide Totals	2023	Construction and Mining - Misc - Excavators	Aggregate	Aggregate	Diesel	0.001683671	0.002025084	0.002420301	0.006911905	0.012796954	2.95381E-05	0.000430346	0.00032515	1.75576E-07	1.51243E-07	601.7405416	0	53.49000151	0
Statewide Totals	2023	Construction and Mining - Misc - Other	Aggregate	Aggregate	Diesel	0.004964753	0.005971508	0.007136914	0.029392382	0.037455839	8.97094E-05	0.001306993	0.000987507	6.51671E-07	5.61356E-07	2233.428804	0	513.0530979	0
Statewide Totals	2023	Construction and Mining - Misc - Pavers	Aggregate	Aggregate	Diesel	0.000443748	0.000533731	0.000637894	0.001821701	0.003372764	7.78505E-06	0.000114023	8.61511E-05	4.62749E-08	3.98616E-08	158.5946628	0	21.1200006	0
Statewide Totals	2023	Construction and Mining - Misc - Paving Equipment	Aggregate	Aggregate	Diesel	0.000752496	0.000905088	0.001081726	0.003089197	0.005719449	1.32017E-05	0.000192338	0.000145322	7.84718E-08	6.75963E-08	268.9409747	0	52.41123832	0
Statewide Totals	2023	Construction and Mining - Misc - Plate Compactors	Aggregate	Aggregate	Diesel	0.001599219	0.00192351	0.002298903	0.010089627	0.012045789	2.90767E-05	0.000423625	0.000320072	2.19157E-07	1.88784E-07	751.1019949	0	466.8899945	0
Statewide Totals	2023	Construction and Mining - Misc - Rollers	Aggregate	Aggregate	Diesel	0.011066043	0.013310013	0.015907614	0.058207756	0.08371263	0.00019784	0.002882374	0.002177795	1.34393E-06	1.15768E-06	4605.970233	0	1411.677888	0
Statewide Totals	2023	Construction and Mining - Misc - Rubber Tired Loaders	Aggregate	Aggregate	Diesel	0.000295884	0.000355883	0.000425338	0.001214681	0.002248903	5.19094E-06	7.56279E-05	5.71411E-05	3.08554E-08	2.65791E-08	105.7483349	0	13.31616864	0
Statewide Totals	2023	Construction and Mining - Misc - Signal Boards	Aggregate	Aggregate	Diesel	0.025398678	0.030543988	0.036511994	0.161791727	0.191887424	0.538039797	0.006748123	0.005119169	1.03759E-05	7.36719E-06	29295.57275	10439	4102.151089	386243
Statewide Totals	2023	Construction and Mining - Misc - Skid Steer Loaders	Aggregate	Aggregate	Diesel	0.087355364	0.10506929	0.125574736	0.357825509	0.664195846	0.001527873	0.022801091	0.017227491	9.09779E-06	7.83692E-06	31180.20097	0	5519.593166	0
Statewide Totals	2023	Construction and Mining - Misc - Tractors/Loaders/Backhoes	Aggregate	Aggregate	Diesel	0.008041352	0.00967198	0.011559573	0.033011868	0.061119353	0.000141076	0.002053924	0.001551854	8.38568E-07	7.2235E-07	2873.965212	0	392.3661476	0
Statewide Totals	2023	Construction and Mining - Misc - Trenchers	Aggregate	Aggregate	Diesel	0.010121527	0.012173969	0.014549851	0.046614392	0.076772983	0.000179036	0.002608414	0.001970803	1.13075E-06	9.74036E-07	3875.332551	0	612.28237	0
Statewide Totals	2023	Construction and Mining - Off-Highway Tractors	Aggregate	Aggregate	Diesel	0.080696844	0.097643181	0.116203455	0.900081575	0.769938516	212.5865014	0.036445565	0.03352992	0.001963047	0.001735102	6897134.915	2439650.351	3648.598251	302595215.7
Statewide Totals	2023	Construction and Mining - Off-Highway Trucks	Aggregate	Aggregate	Diesel	0.409704854	0.495742873	0.589974989	3.413432493	4.848502097	1276.289804	0.147060205	0.135295388	0.011787641	0.010416906	41407817.12	5192514.952	3818.73578	2094734609
Statewide Totals	2023	Construction and Mining - Other	Aggregate	Aggregate	Diesel	0.113903025	0.13782266	0.164020355	1.084209747	1.301791158	284.8261713	0.063547584	0.058463777	0.002629942	0.002324713	9240871.447	2480856.851	5521.816577	427894247.3
Statewide Totals	2023	Construction and Mining - Pavers	Aggregate	Aggregate	Diesel	0.024746532	0.029943304	0.035635007	0.31541752	0.289700292	66.97149126	0.014986411	0.013787498	0.000618442	0.000546612	2172816.278	779508.9262	1959.785186	100888067.4
Statewide Totals	2023	Construction and Mining - Paving Equipment	Aggregate	Aggregate	Diesel	0.013381552	0.016191677	0.019269434	0.175360839	0.157381905	38.96592128	0.00717402	0.006600098	0.000359858	0.000318035	1264206.403	520243.5523	1110.400731	68463489.1
Statewide Totals	2023	Construction and Mining - Rollers	Aggregate	Aggregate	Diesel	0.080555926	0.09747267	0.116000533	1.038451195	0.82292854	173.6992299	0.042212744	0.038835724	0.001603519	0.00141771	5635480.218	3535588.089	10216.26025	284082851.3
Statewide Totals	2023	Construction and Mining - Rough Terrain Forklifts	Aggregate	Aggregate	Diesel	0.043627081	0.052788768	0.062822997	1.121674507	0.666520796	188.6734361	0.02181959	0.020074023	0.001743071	0.001539927	6121301.848	2922903.948	10292.1169	293871171.2
Statewide Totals	2023	Construction and Mining - Rubber Tired Dozers	Aggregate	Aggregate	Diesel	0.081101502	0.098132818	0.116786163	0.736207439	0.965243341	111.4191666	0.046874574	0.043124608	0.001027692	0.000909388	3614872.155	705077.0856	909.9517676	175350229.1
Statewide Totals	2023	Construction and Mining - Rubber Tired Loaders	Aggregate	Aggregate	Diesel	0.591138792	0.715277938	0.851239861	5.585702695	6.376589479	1534.759986	0.275334476	0.253307718	0.014171883	0.012526505	49793597.49	13167838.8	13339.22956	2669873400
Statewide Totals	2023	Construction and Mining - Scrapers	Aggregate	Aggregate	Diesel	0.40806714	0.49376124	0.587616682	3.728570945	5.229954843	998.4797669	0.210490009	0.193650808	0.009219199	0.008149458	32394576.41	3533025.015	7494.61507	1295390265
Statewide Totals	2023	Construction and Mining - Skid Steer Loaders	Aggregate	Aggregate	Diesel	0.050990326	0.061698294	0.073426069	1.122597072	0.755314071	182.8917345	0.024539542	0.022576379	0.001689395	0.001492738	5933720.907	4675784.554	13346.43995	306322983.3
Statewide Totals	2023	Construction and Mining - Surfacing Equipment	Aggregate	Aggregate	Diesel	0.004915888	0.005948224	0.007078878	0.057516517	0.071476725	20.9870619	0.00269541	0.002479778	0.000193888	0.000171294	680902.1104	165862.8486	612.8835202	43590144.89
Statewide Totals	2023	Construction and Mining - Tractors/Loaders/Backhoes	Aggregate	Aggregate	Diesel	0.504554423	0.610510851	0.726558369	8.020584788	5.883348283	1397.943823	0.274488941	0.252529826	0.012909547	0.01140983	45354747.76	24236328.8	40255.80962	2367658790
Statewide Totals	2023	Construction and Mining - Trenchers	Aggregate	Aggregate	Diesel	0.037907282	0.045867812	0.054586487	0.331899154	0.370183788	57.70392973	0.021039042	0.019355918	0.000532364	0.000470972	1872140.451	882543.8533	2418.366267	69370762.06
Statewide Totals	2023	Industrial - Aerial Lifts	Aggregate	Aggregate	Diesel	0.01608982	0.019468682	0.023169341	0.508405903	0.315664304	88.8116737	0.004119359	0.00378981	0.000820625	0.000724869	2881396.945	2773396.252	9070.892982	174395633
Statewide Totals	2023	Industrial - Forklifts	Aggregate	Aggregate	Diesel	0.188611511	0.228219929	0.271600577	2.452298202	1.998735631	373.9329819	0.117790881	0.10836761	0.003451538	0.003051991	12131843.78	12979472.95	17016.41756	1161604673
Statewide Totals	2023	Industrial - Misc - Aerial Lifts	Aggregate	Aggregate	Diesel	0.007286526	0.008764087	0.010474497	0.035460077	0.055334683	0.000129094	0.001958306	0.001479608	8.42302E-07	7.25567E-07	2886.759255	0	1343.637272	0
Statewide Totals	2023	Industrial - Misc - Other General Industrial Equipment	Aggregate	Aggregate	Diesel	0.005595445	0.00673009	0.008043542	0.027223728	0.043749176	0.000102259	0.001489825	0.001125645	6.46748E-07	5.57115E-07	2216.552843	0	271.8783771	0
Statewide Totals	2023	Industrial - Misc - Sweepers/Scrubbers	Aggregate	Aggregate	Diesel	0.0014301	0.001720096	0.002055791	0.007591996	0.011363468	2.67457E-05	0.000389664	0.000294413	1.74727E-07	1.50511E-07	598.8285127	0	111.9251132	0

Region	Calendar Year	Vehicle Category	Model Year	Horsepower Bin	Fuel	HC_tpd	ROG_tpd	TOG_tpd	CO_tpd	NOx_tpd	CO2_tpd	PM10_tpd	PM2.5_tpd	SOx_tpd	NH3_tpd	Fuel Consumption	Total_Activity_hpy	Total_Population	Horsepower_Hours_hhpy
Statewide Totals	2023	Industrial - Other General Industrial Equipment	Aggregate	Aggregate	Diesel	0.080901911	0.097891312	0.116498752	0.899732885	0.753117089	180.5989013	0.035346407	0.032518695	0.001667299	0.001474024	5859332.46	3661365.002	4331.979118	322862515.1
Statewide Totals	2023	Industrial - Other Material Handling Equipment	Aggregate	Aggregate	Diesel	0.037321279	0.045158748	0.053742642	0.428159591	0.402606802	105.885581	0.017485904	0.016087032	0.000977845	0.000864224	3435341.062	1000758.385	1303.05701	167542678.1
Statewide Totals	2023	Light Commercial - Misc - Air Compressors	Aggregate	Aggregate	Diesel	0.027479117	0.032734602	0.039563632	0.245382779	0.208275543	29.50559278	0.008015831	0.007591198	0.000373335	0.000248195	986662.6716	888796.9	1271.660119	32885485.3
Statewide Totals	2023	Light Commercial - Misc - Generator Sets	Aggregate	Aggregate	Diesel	0.109045026	0.130558098	0.156871173	0.827685905	0.978762085	138.5519045	0.030760081	0.034109953	0.001578021	0.001153209	4585946.981	1789153.35	15606.76842	59042060.55
Statewide Totals	2023	Light Commercial - Misc - Pressure Washers	Aggregate	Aggregate	Diesel	0.000493349	0.000591358	0.000709594	0.004094165	0.004986258	0.717315787	0.000145108	0.000166195	8.07871E-06	5.81616E-06	23130.09838	17961.65	465.2225958	682542.7
Statewide Totals	2023	Light Commercial - Misc - Pumps	Aggregate	Aggregate	Diesel	0.06431405	0.076970363	0.092527853	0.483186736	0.540957107	76.52018825	0.017623144	0.019220825	0.000880021	0.000637745	2536034.704	933896.3	8126.787041	34554163.1
Statewide Totals	2023	Light Commercial - Misc - Welders	Aggregate	Aggregate	Diesel	0.136233492	0.162511025	0.196101519	1.149908734	1.075359659	153.1950209	0.039588538	0.039043927	0.00188432	0.001284499	5106803.275	3504824.9	9256.999337	161221945.4
Statewide Totals	2024	Construction and Mining - Bore/Drill Rigs	Aggregate	Aggregate	Diesel	0.01926714	0.023313239	0.027744681	0.288859522	0.249013614	98.52212995	0.00863379	0.007943087	0.000910308	0.000804124	3196442.004	556666.2811	1517.516805	123112454.3
Statewide Totals	2024	Construction and Mining - Cranes	Aggregate	Aggregate	Diesel	0.10644717	0.128801075	0.153283925	0.960783348	1.295373135	232.8416031	0.059616276	0.054846974	0.002149543	0.001900422	7554289.383	2193715.352	4565.318971	507083129.5
Statewide Totals	2024	Construction and Mining - Crawler Tractors	Aggregate	Aggregate	Diesel	0.254692936	0.308178452	0.366757827	2.295171435	3.009967055	574.9645241	0.148958955	0.137042238	0.005308191	0.004692783	18654090.78	3962573.304	8409.252945	840636374.5
Statewide Totals	2024	Construction and Mining - Excavators	Aggregate	Aggregate	Diesel	0.259517034	0.314015612	0.37370453	3.588652564	2.537676744	1035.594061	0.096371022	0.08866134	0.009566795	0.00845238	33598708.81	10731509.53	16344.44805	1690563559
Statewide Totals	2024	Construction and Mining - Graders	Aggregate	Aggregate	Diesel	0.190339968	0.230311361	0.274089554	1.466612908	2.311023887	388.7065434	0.097571097	0.089765409	0.003588075	0.003172571	12611155.72	3170331.991	5283.87117	596038352.3
Statewide Totals	2024	Construction and Mining - Misc - Bore/Drill Rigs	Aggregate	Aggregate	Diesel	0.001930775	0.002322296	0.00277552	0.008526704	0.014656487	3.4047E-05	0.000496038	0.000374784	2.10269E-07	1.81128E-07	720.6398598	0	117.7849646	0
Statewide Totals	2024	Construction and Mining - Misc - Cement And Mortar Mixers	Aggregate	Aggregate	Diesel	0.002370342	0.002851	0.003407405	0.013873814	0.01788364	4.27197E-05	0.00062786	0.000474383	3.08765E-07	2.65973E-07	1058.207213	0	817.7899423	0
Statewide Totals	2024	Construction and Mining - Misc - Concrete/Industrial Saws	Aggregate	Aggregate	Diesel	0.001177872	0.001405973	0.001695313	0.010754011	0.010546416	1.232615304	0.000335982	0.000295173	1.59691E-05	1.03166E-05	41009.39843	29470.1	75.18214922	972513.3
Statewide Totals	2024	Construction and Mining - Misc - Dumpers/Tenders	Aggregate	Aggregate	Diesel	0.000238491	0.000286853	0.000342835	0.000979069	0.001812685	4.18406E-06	6.09312E-05	4.6037E-05	2.48703E-08	2.14235E-08	85.23637208	0	34.45203145	0
Statewide Totals	2024	Construction and Mining - Misc - Excavators	Aggregate	Aggregate	Diesel	0.001704445	0.002050071	0.002450166	0.006997191	0.012954848	2.99025E-05	0.000435656	0.000329162	1.77743E-07	1.53109E-07	609.16524	0	54.14999843	0
Statewide Totals	2024	Construction and Mining - Misc - Other	Aggregate	Aggregate	Diesel	0.005037721	0.006059267	0.0072418	0.029822361	0.038006375	9.10272E-05	0.001326194	0.001002013	6.6122E-07	5.6958E-07	2266.151369	0	520.5676242	0
Statewide Totals	2024	Construction and Mining - Misc - Pavers	Aggregate	Aggregate	Diesel	0.00044921	0.000540302	0.000645747	0.001844128	0.003414284	7.88089E-06	0.000114944	8.68464E-05	4.68445E-08	4.03523E-08	160.5470508	0	21.37999938	0
Statewide Totals	2024	Construction and Mining - Misc - Paving Equipment	Aggregate	Aggregate	Diesel	0.000762763	0.000917436	0.001096484	0.003131342	0.00579748	1.33818E-05	0.000194962	0.000147305	7.95424E-08	6.85186E-08	272.610133	0	53.12628414	0
Statewide Totals	2024	Construction and Mining - Misc - Plate Compactors	Aggregate	Aggregate	Diesel	0.001620972	0.001949671	0.002330172	0.010226851	0.012209622	2.94722E-05	0.000429386	0.000324425	2.22138E-07	1.91352E-07	761.3174384	0	473.2399914	0
Statewide Totals	2024	Construction and Mining - Misc - Rollers	Aggregate	Aggregate	Diesel	0.011220015	0.013495209	0.016128947	0.059016582	0.084877444	0.000200593	0.002922476	0.002208092	1.36262E-06	1.17377E-06	4670.003129	0	1431.274546	0
Statewide Totals	2024	Construction and Mining - Misc - Rubber Tired Loaders	Aggregate	Aggregate	Diesel	0.000305566	0.000367528	0.000439255	0.001254427	0.002322491	5.3608E-06	7.81025E-05	5.90109E-05	3.1865E-08	2.74488E-08	109.2086183	0	13.75189831	0
Statewide Totals	2024	Construction and Mining - Misc - Signal Boards	Aggregate	Aggregate	Diesel	0.025712648	0.030921928	0.03696327	0.163943297	0.194378278	0.545302984	0.006822025	0.005172451	1.0516E-05	7.47225E-06	29713.31042	10581.35	4157.591304	391509.95
Statewide Totals	2024	Construction and Mining - Misc - Skid Steer Loaders	Aggregate	Aggregate	Diesel	0.088143058	0.106016704	0.12670705	0.361406304	0.670541768	0.001544151	0.022904389	0.017305541	9.1851E-06	7.91214E-06	31479.47959	0	5578.399073	0
Statewide Totals	2024	Construction and Mining - Misc - Tractors/Loaders/Backhoes	Aggregate	Aggregate	Diesel	0.008152137	0.009805229	0.011718829	0.033466673	0.061961394	0.00014302	0.002083095	0.001573894	8.50121E-07	7.32303E-07	2913.559757	0	397.7717618	0
Statewide Totals	2024	Construction and Mining - Misc - Trenchers	Aggregate	Aggregate	Diesel	0.010255379	0.012334966	0.01474227	0.047227552	0.077788392	0.000181403	0.002642896	0.001996856	1.14565E-06	9.86876E-07	3926.414557	0	620.2168981	0
Statewide Totals	2024	Construction and Mining - Off-Highway Tractors	Aggregate	Aggregate	Diesel	0.079075019	0.095680773	0.113868027	0.924268911	0.743496322	219.2651778	0.033646201	0.030954505	0.002024843	0.001789613	7113817.217	2515807.727	3720.763232	312158422.1
Statewide Totals	2024	Construction and Mining - Off-Highway Trucks	Aggregate	Aggregate	Diesel	0.416606726	0.504094138	0.599913685	3.477961028	4.779050445	1316.423718	0.141406988	0.130094429	0.012158492	0.010744473	42709917.76	5354651.573	3894.265881	2162516781
Statewide Totals	2024	Construction and Mining - Other	Aggregate	Aggregate	Diesel	0.112207905	0.135771565	0.161579383	1.11249511	1.252567168	293.8415383	0.06078825	0.05592519	0.002713345	0.002398295	9533365.1	2558302.66	5631.031613	441148288.4
Statewide Totals	2024	Construction and Mining - Pavers	Aggregate	Aggregate	Diesel	0.024325732	0.029434136	0.035029054	0.325563997	0.275157809	69.10319443	0.014284871	0.013142081	0.000638164	0.000564011	2241977.04	803842.3667	1998.547431	104053471.5
Statewide Totals	2024	Construction and Mining - Paving Equipment	Aggregate	Aggregate	Diesel	0.01310239	0.015853892	0.018867442	0.180860055	0.149693435	40.17281278	0.006648424	0.00611655	0.000371025	0.000327885	1303362.668	536487.8244	1132.363151	70583455.69
Statewide Totals	2024	Construction and Mining - Rollers	Aggregate	Aggregate	Diesel	0.078471798	0.094950875	0.112999389	1.067632867	0.800389646	179.1432737	0.039570107	0.036404498	0.001653914	0.001462143	5812106.225	3645943.163	10418.32586	292947291.4
Statewide Totals	2024	Construction and Mining - Rough Terrain Forklifts	Aggregate	Aggregate	Diesel	0.043085944	0.052133992	0.062043759	1.156291509	0.655839576	194.5272422	0.020466552	0.018829228	0.001797208	0.001587705	6311222.141	3014208.395	10495.68287	302923997.9
Statewide Totals	2024	Construction and Mining - Rubber Tired Dozers	Aggregate	Aggregate	Diesel	0.078851917	0.095410819	0.11354676	0.723677301	0.924648407	114.8794368	0.044433143	0.040878491	0.001059752	0.000937631	3727136.81	727097.2291	927.9495431	180826406.2
Statewide Totals	2024	Construction and Mining - Rubber Tired Loaders	Aggregate	Aggregate	Diesel	0.579624944	0.701346182	0.834659919	5.719322501	5.954764325	1582.638495	0.254922289	0.234528506	0.014614889	0.012917283	51346963.01	13579056.51	13603.06383	2752115402
Statewide Totals	2024	Construction and Mining - Scrapers	Aggregate	Aggregate	Diesel	0.403218505	0.487894391	0.580634647	3.728222319	4.983050214	1029.29107	0.201445698	0.185330042	0.00950421	0.008400935	33394215.22	3643469.51	7642.849739	1335533221
Statewide Totals	2024	Construction and Mining - Skid Steer Loaders	Aggregate	Aggregate	Diesel	0.050838254	0.061514287	0.073207085	1.157940925	0.751008387	188.6865299	0.023204894	0.021348503	0.001742975	0.001540034	6121726.661	4821826.306	13610.41683	315852432.9
Statewide Totals	2024	Construction and Mining - Surfacing Equipment	Aggregate	Aggregate	Diesel	0.004845602	0.005863178	0.006977667	0.059139656	0.069435733	21.65971408	0.002561944	0.002356989	0.000200109	0.000176784	702725.5695	171053.0218	625.0056352	44977468.12
Statewide Totals	2024	Construction and Mining - Tractors/Loaders/Backhoes	Aggregate	Aggregate	Diesel	0.497892136	0.602449484	0.716964676	8.283384991	5.725559615	1442.584173	0.251103182	0.231014927	0.013322469	0.011774178	46803054.75	24992747.11	41052.02218	2442776145
Statewide Totals	2024	Construction and Mining - Trenchers	Aggregate	Aggregate	Diesel	0.037468422	0.045336791	0.053954528	0.338559559	0.368781748	59.46620576	0.020455534	0.018819091	0.000548671	0.000485355	1929315.556	910101.6057	2466.198706	71498102.19
Statewide Totals	2024	Industrial - Aerial Lifts	Aggregate	Aggregate	Diesel	0.016420216	0.019868461	0.02364511	0.524078787	0.322897718	91.58445781	0.00414336	0.003811891	0.000846251	0.0007475	2971356.871	2859984.296	9250.304574	179841977.4
Statewide Totals	2024	Industrial - Forklifts	Aggregate	Aggregate	Diesel	0.178720389	0.21625167	0.25735736	2.515984377	1.892233263	385.6075218	0.104843455	0.096455978	0.003559771	0.003147277	12510611.37	13384704.32	17352.98228	1197963792
Statewide Totals	2024	Industrial - Misc - Aerial Lifts	Aggregate	Aggregate	Diesel	0.007282291	0.008758994	0.010468412	0.035422529	0.05527217	0.000129157	0.001941972	0.001467269	8.41561E-07	7.24929E-07	2884.223304	0	1343.835635	0
Statewide Totals	2024	Industrial - Misc - Other General Industrial Equipment	Aggregate	Aggregate	Diesel	0.00556832	0.006697466	0.008004551	0.027120803	0.043545434	0.000101791	0.00148301	0.001120496	6.44045E-07	5.54786E-07	2207.288202	0	271.1433235	0
Statewide Totals	2024	Industrial - Misc - Sweepers/Scrubbers	Aggregate	Aggregate	Diesel	0.00141712	0.001704484	0.002037135	0.007540217	0.011265249	2.65195E-05	0.000386368	0.000291922	1.73396E-07	1.49364E-07	594.2664143	0	111.2091011	0
Statewide Totals	2024	Industrial - Other General Industrial Equipment	Aggregate	Aggregate	Diesel	0.077708957	0.094027838	0.111900898	0.918923134	0.729761521	186.2373692	0.031866793	0.02931745	0.001719526	0.001520044	6042266.339	3775676.266	4417.660568	332986537
Statewide Totals	2024	Industrial - Other Material Handling Equipment	Aggregate	Aggregate	Diesel	0.037404889	0.045259916	0.05386304	0.434966365	0.394018162	109.1914285	0.016739254	0.015400114	0.001008407	0.000891206	3542595.646	1032003.005	1328.829944	172775144
Statewide Totals	2024	Light Commercial - Misc - Air Compressors	Aggregate	Aggregate	Diesel	0.025858508	0.030805623	0.037230016	0.244625112	0.203624295	29.614575	0.007014505	0.006664658	0.000374718	0.000248982	989787.8202	892081.9	1276.169981	33007030.3
Statewide Totals	2024	Light Commercial - Misc - Generator Sets	Aggregate	Aggregate	Diesel	0.105368207	0.126179364	0.151577135	0.825048247	0.965421937	139.0708538	0.028229285	0.031606142	0.001583892	0.001157271	4602102.364	1795792.7	15665.20447	59261159.1
Statewide Totals	2024	Light Commercial - Misc - Pressure Washers	Aggregate	Aggregate	Diesel	0.000479036	0.000574304	0.000688987	0.004086098	0.004919259	0.720047448	0.000134139	0.00015509	8.10919E-06	5.83652E-06	23211.06584	18041.95	467.1324449	685594.1
Statewide Totals	2024	Light Commercial - Misc - Pumps	Aggregate	Aggregate	Diesel	0.061839262	0.07402131	0.088964914	0.481635117	0.532940706	76.80609175	0.016130723	0.017767469	0.000883283	0.00063994	2544764.377	937455.05	8157.104779	34685836.85
Statewide Totals	2024	Light Commercial - Misc - Welders	Aggregate	Aggregate	Diesel	0.128516237	0.153323377	0.184989343	1.145061791	1.053979412	153.7729559	0.035096437	0.034845163	0.001891396	0.001288822	5123993.339	3518008.7	9292.497751	161828400.2
Statewide Totals	2025	Construction and Mining - Bore/Drill Rigs	Aggregate	Aggregate	Diesel	0.018638582	0.022552685	0.026839559	0.291356583	0.237068652	99.81735491	0.007782794	0.007160171	0.000922302	0.000814696	3238464.151	563267.3083	1528.843695	124872265
Statewide Totals	2025	Construction and Mining - Cranes	Aggregate	Aggregate	Diesel	0.098758495	0.119497779	0.142212233	0.935073953	1.165991263	235.5587716	0.053445874	0.049170204	0.002174895	0.001922599	7642444.923	2219491.44	4599.394947	512933730.8
Statewide Totals	2025	Construction and Mining - Crawler Tractors	Aggregate	Aggregate	Diesel	0.231924816	0.280629027	0.333971734	2.263349283	2.639070507	581.6663607	0.129302361	0.118958172	0.005370836	0.004747483	18871524.48	4009079.229	8472.02041	850312919.4
Statewide Totals	2025	Construction and Mining - Excavators	Aggregate	Aggregate	Diesel	0.248077246	0.300173467	0.357231234	3.621873451	2.316854761	1048.206227	0.085525298	0.078683275	0.009683744	0.008555318	34007896.64	10857766.05	16466.44456	1711353023
Statewide Totals	2025	Construction and Mining - Graders	Aggregate	Aggregate	Diesel	0.171803898	0.207882716	0.247397613	1.448105637	1.992215408	393.2183471	0.083862925	0.077153891	0.003630345	0.003209395	12757536.22	3207652.87	5323.310488	602675197.5
Statewide Totals	2025	Construction and Mining - Misc - Bore/Drill Rigs	Aggregate	Aggregate	Diesel	0.00196146	0.002359206	0.002819631	0.008662356	0.014889421	3.45882E-05	0.000503922	0.000380741	2.13613E-07	1.84008E-07	732.1001183	0	119.6590449	0
Statewide Totals	2025	Construction and Mining - Misc - Cement And Mortar Mixers	Aggregate	Aggregate	Diesel	0.002400451	0.002887214	0.003450685	0.01405748	0.018118505	4.33001E-05	0.000634911	0.00047971	3.12797E-07	2.69447E-07	1072.028679	0	828.7700933	0
Statewide Totals	2025	Construction and Mining - Misc - Concrete/Industrial Saws	Aggregate	Aggregate	Diesel	0.001137888	0.001358448	0.001637723	0.010824685	0.010449487	1.249033953	0.000304418	0.000265939	1.61819E-05	1.04475E-05	41529.3606	29857	76.16977355	985281
Statewide Totals	2025	Construction and Mining - Misc - Dumpers/Tenders	Aggregate	Aggregate	Diesel	0.000241842	0.000290883	0.000347651	0.000992825	0.00183815	4.24284E-06	6.17946E-05	4.66892E-05	2.52197E-08	2.17245E-08	86.43387176	0	34.93605369	0
Statewide Totals	2025	Construction and Mining - Misc - Excavators	Aggregate	Aggregate	Diesel	0.001727423	0.002077708	0.002483196	0.007091521	0.013129494	3.03056E-05	0.000441529	0.0003336	1.80139E-07	1.55173E-07	617.3774998	0	54.88000389	0
Statewide Totals	2025	Construction and Mining - Misc - Other	Aggregate	Aggregate	Diesel	0.005110762	0.006147124	0.007346803	0.030252876	0.03855751	9.23465E-05	0.001345414	0.001016535	6.70779E-07	5.77815E-07	2298.912933	0	528.0911812	0
Statewide Totals	2025	Construction and Mining - Misc - Pavers	Aggregate	Aggregate	Diesel	0.000454043	0.000546114	0.000652695	0.001863966	0.003451014	7.96567E-06	0.000116046	8.76794E-05	4.73485E-08	4.07864E-08	162.2741862	0	21.61000153	0
Statewide Totals	2025	Construction and Mining - Misc - Paving Equipment	Aggregate	Aggregate	Diesel	0.000771681	0.000928162	0.001109303	0.003167951	0.005865259	1.35383E-05	0.000197241	0.000149027	8.04724E-08	6.93196E-08	275.7972833	0	53.74739559	0
Statewide Totals	2025	Construction and Mining - Misc - Plate Compactors	Aggregate	Aggregate	Diesel	0.001642653	0.001975749	0.002361338	0.010363645	0.012372936	2.98664E-05	0.00043513	0.000328765	2.25109E-07	1.93911E-07	771.5007598	0	479.5700048	0
Statewide Totals	2025	Construction and Mining - Misc - Rollers	Aggregate	Aggregate	Diesel	0.011373468	0.013679775	0.016349535	0.059819799	0.086038392	0.000203335	0.002962427	0.002238279	1.3812E-06	1.18977E-06	4733.672464	0	1450.683127	0
Statewide Totals	2025	Construction and Mining - Misc - Rubber Tired Loaders	Aggregate	Aggregate	Diesel	0.000314176	0.000377884	0.000451633	0.001289775	0.002387934	5.51186E-06	8.03033E-05	6.06736E-05	3.27629E-08	2.82222E-08	112.2858709	0	14.13939588	0
Statewide Totals	2025	Construction and Mining - Misc - Signal Boards	Aggregate	Aggregate	Diesel	0.026029215	0.031302943	0.037418284	0.166095392	0.196866088	0.552566486	0.006897365	0.005227077	1.0656E-05	7.56805E-06	30094.28267	10712.75	4212.859112	396371.75
Statewide Totals	2025	Construction and Mining - Misc - Skid Steer Loaders	Aggregate	Aggregate	Diesel	0.089047545	0.107104606	0.12800727	0.365307301	0.677374568	0.001561142	0.023052696	0.017417598	9.28223E-06	7.9958E-06	31812.34595	0	5639.784075	0
Statewide Totals	2025	Construction and Mining - Misc - Tractors/Loaders/Backhoes	Aggregate	Aggregate	Diesel	0.008266085	0.009942285	0.011882631	0.033934462	0.062827483	0.000145019	0.002112682	0.001596249	8.62004E-07	7.42538E-07	2954.284992	0	403.3317494	0
Statewide Totals	2025	Construction and Mining - Misc - Trenchers	Aggregate	Aggregate	Diesel	0.010388241	0.012494763	0.014933263	0.047844992	0.078795974	0.000183755	0.002677159	0.002022743	1.16058E-06	9.99733E-07	3977.567107	0	628.5279865	0
Statewide Totals	2025	Construction and Mining - Off-Highway Tractors	Aggregate	Aggregate	Diesel	0.072704615	0.087972584	0.104694645	0.922336677	0.673146268	221.7596974	0.028402155	0.026129983	0.002048097	0.001809973	7194749.158	2545332.345	3748.535363	315596550.8
Statewide Totals	2025	Construction and Mining - Off-Highway Trucks	Aggregate	Aggregate	Diesel	0.391412461	0.473609078	0.563633944	3.415059453	4.275973393	1332.866663	0.120054282	0.11044994	0.012311271	0.010878679	43243390.98	5417694.452	3923.333052	2191867458
Statewide Totals	2025	Construction and Mining - Other	Aggregate	Aggregate	Diesel	0.105293199	0.127404771	0.151622207	1.111703804	1.153876121	297.3003386	0.054411101	0.050058213	0.00274553	0.002426525	9645582.069	2588340.919	5673.062169	446224673.3
Statewide Totals	2025	Construction and Mining - Pavers	Aggregate	Aggregate	Diesel	0.022837123	0.027632919	0.032885458	0.328616272	0.247903066	69.88511529	0.012845693	0.011818038	0.000645437	0.000570393	2267345.601	813282.4033	2013.46478	105258157.9
Statewide Totals	2025	Construction and Mining - Paving Equipment	Aggregate	Aggregate	Diesel	0.011803805	0.014282605	0.01699748	0.181438857	0.129531656	40.64771025	0.005601955	0.005153799	0.000375454	0.000331761	1318770.194	542821.7648	1140.815217	71434111.71
Statewide Totals	2025	Construction and Mining - Rollers	Aggregate	Aggregate	Diesel	0.073432317	0.088853104	0.105742536	1.073439114	0.752334566	181.2381323	0.035168057	0.032354612	0.001673433	0.001479241	5880071.605	3689086.255	10496.08924	296390266.7

Region	Calendar Year	Vehicle Category	Model Year	Horsepower Bin	Fuel	HC_tpd	ROG_tpd	TOG_tpd	CO_tpd	NOx_tpd	CO2_tpd	PM10_tpd	PM2.5_tpd	SOx_tpd	NH3_tpd	Fuel Consumption	Total_Activity_hpy	Total_Population	Horsepower_Hours_hhpy
Statewide Totals	2025	Construction and Mining - Rough Terrain Forklifts	Aggregate	Aggregate	Diesel	0.040615864	0.049145196	0.058486844	1.167061367	0.619984462	196.8039952	0.017909409	0.016476656	0.001818332	0.001606288	6385088.883	3049596.741	10574.02364	306386278.5
Statewide Totals	2025	Construction and Mining - Rubber Tired Dozers	Aggregate	Aggregate	Diesel	0.071996846	0.087116183	0.103675458	0.653826984	0.81456401	116.1875057	0.038719263	0.035621722	0.001072051	0.000948307	3769575.664	735622.3168	934.8758469	182884530.7
Statewide Totals	2025	Construction and Mining - Rubber Tired Loaders	Aggregate	Aggregate	Diesel	0.533641178	0.645705825	0.768443296	5.66964042	5.09088974	1602.240942	0.213042936	0.195999501	0.014797503	0.013077275	51982942.82	13738589.54	13704.59839	2784311885
Statewide Totals	2025	Construction and Mining - Scrapers	Aggregate	Aggregate	Diesel	0.362930601	0.439146027	0.522620065	3.481830043	4.213974021	1041.43929	0.170854078	0.157185752	0.009617735	0.008500087	33788350.83	3686149.763	7699.896698	1351523267
Statewide Totals	2025	Construction and Mining - Skid Steer Loaders	Aggregate	Aggregate	Diesel	0.049303187	0.059656856	0.070996589	1.167302366	0.733292376	190.8376901	0.021422655	0.019708843	0.00176291	0.001557592	6191518.686	4878847.336	13712.00628	319318024.4
Statewide Totals	2025	Construction and Mining - Surfacing Equipment	Aggregate	Aggregate	Diesel	0.004466392	0.005404335	0.006431605	0.059509376	0.061636627	21.88837173	0.002203873	0.002027563	0.000202235	0.00017865	710144.115	173041.8073	629.6707368	45468673.17
Statewide Totals	2025	Construction and Mining - Tractors/Loaders/Backhoes	Aggregate	Aggregate	Diesel	0.464333754	0.561843842	0.668640606	8.34378705	5.295153829	1460.789546	0.210307336	0.193482749	0.013491794	0.011922768	47393708.04	25286575.2	41358.43838	2474117440
Statewide Totals	2025	Construction and Mining - Trenchers	Aggregate	Aggregate	Diesel	0.03524193	0.042642736	0.05074838	0.337756775	0.35468193	60.19055432	0.018492276	0.017012894	0.000555434	0.000491267	1952816.247	920877.032	2484.606649	72353545.65
Statewide Totals	2025	Industrial - Aerial Lifts	Aggregate	Aggregate	Diesel	0.016233713	0.019642792	0.023376546	0.528274234	0.324346069	92.66204617	0.004070523	0.003744882	0.00085622	0.000756295	3006318.039	2893635.047	9319.349729	181959222
Statewide Totals	2025	Industrial - Forklifts	Aggregate	Aggregate	Diesel	0.167379301	0.202528954	0.241026193	2.533902188	1.768935641	390.1446036	0.091779302	0.084436958	0.003602059	0.003184308	12657812	13542189.57	17482.50659	1211981553
Statewide Totals	2025	Industrial - Misc - Aerial Lifts	Aggregate	Aggregate	Diesel	0.007249722	0.008719818	0.010421591	0.035273338	0.054995491	0.000128665	0.001920501	0.001451046	8.37935E-07	7.21805E-07	2871.796874	0	1338.651959	0
Statewide Totals	2025	Industrial - Misc - Other General Industrial Equipment	Aggregate	Aggregate	Diesel	0.005602025	0.006738003	0.008053	0.027276529	0.043806586	0.000102399	0.001491868	0.00112719	6.47817E-07	5.58036E-07	2220.218764	0	272.6152873	0
Statewide Totals	2025	Industrial - Misc - Sweepers/Scrubbers	Aggregate	Aggregate	Diesel	0.001419409	0.001707236	0.002040422	0.007558636	0.011285233	2.65683E-05	0.000387079	0.00029246	1.73768E-07	1.49686E-07	595.5442415	0	111.4980134	0
Statewide Totals	2025	Industrial - Other General Industrial Equipment	Aggregate	Aggregate	Diesel	0.072434382	0.087645603	0.104305511	0.920205981	0.687025232	188.4286495	0.027160714	0.024987857	0.001739943	0.001537929	6113360.016	3820101.105	4450.634407	336916085.1
Statewide Totals	2025	Industrial - Other Material Handling Equipment	Aggregate	Aggregate	Diesel	0.035361069	0.042786893	0.050919939	0.436728791	0.363187908	110.4761816	0.014749418	0.013569465	0.001020346	0.000901692	3584278.045	1044145.616	1338.748458	174815485.6
Statewide Totals	2025	Light Commercial - Misc - Air Compressors	Aggregate	Aggregate	Diesel	0.024476853	0.029161111	0.035240481	0.244155761	0.199083624	29.7305197	0.006122746	0.005840633	0.000376186	0.000249852	993249.2587	895596.85	1281.279958	33137083.45
Statewide Totals	2025	Light Commercial - Misc - Generator Sets	Aggregate	Aggregate	Diesel	0.102175729	0.122378172	0.146980342	0.82320129	0.952863148	139.6187045	0.026086167	0.029529197	0.001590097	0.001161581	4619238.616	1802924.8	15726.80979	59496518.4
Statewide Totals	2025	Light Commercial - Misc - Pressure Washers	Aggregate	Aggregate	Diesel	0.000466934	0.00055989	0.000671564	0.004081928	0.004857836	0.722917565	0.000125091	0.000146158	8.14128E-06	5.86205E-06	23312.5976	18100.35	469.1421394	687813.3
Statewide Totals	2025	Light Commercial - Misc - Pumps	Aggregate	Aggregate	Diesel	0.0596745	0.071442061	0.085848234	0.480539596	0.525380339	77.10991277	0.014820505	0.016503084	0.00088675	0.00064232	2554227.523	941108.7	8189.411973	34821021.9
Statewide Totals	2025	Light Commercial - Misc - Welders	Aggregate	Aggregate	Diesel	0.121898035	0.145444417	0.175459677	1.141715331	1.033300734	154.3823217	0.031108485	0.031127958	0.001898859	0.00129347	5142473.42	3531813	9329.055886	162463398
Statewide Totals	2026	Construction and Mining - Bore/Drill Rigs	Aggregate	Aggregate	Diesel	0.018669786	0.022590441	0.026884492	0.295293862	0.234065373	101.0506335	0.007518667	0.006917174	0.000933703	0.000824762	3278476.515	569800.9471	1540.109714	126256104.7
Statewide Totals	2026	Construction and Mining - Cranes	Aggregate	Aggregate	Diesel	0.09383889	0.113545057	0.135128002	0.920927004	1.084022973	238.2957518	0.048989582	0.045070415	0.002200347	0.001944938	7731243.23	2245319.225	4633.287795	518939352.3
Statewide Totals	2026	Construction and Mining - Crawler Tractors	Aggregate	Aggregate	Diesel	0.2225455	0.269280055	0.32046552	2.273414623	2.45848321	588.5059251	0.119366784	0.109817441	0.005434353	0.004803306	19093426.62	4055724.113	8534.450558	860256755
Statewide Totals	2026	Construction and Mining - Excavators	Aggregate	Aggregate	Diesel	0.243584475	0.294737215	0.350761644	3.664438803	2.198790192	1060.686501	0.078206814	0.071950269	0.009799265	0.008657181	34412805.39	10984117.59	16587.78546	1731610337
Statewide Totals	2026	Construction and Mining - Graders	Aggregate	Aggregate	Diesel	0.159636964	0.193160727	0.229877229	1.452002615	1.756307176	398.0658512	0.074280252	0.068337831	0.003675527	0.00324896	12914808.15	3244857.783	5362.537855	610268778.4
Statewide Totals	2026	Construction and Mining - Misc - Bore/Drill Rigs	Aggregate	Aggregate	Diesel	0.001997905	0.002403038	0.002872019	0.008820231	0.015166159	3.52299E-05	0.000513272	0.000387806	2.17536E-07	1.87388E-07	745.545965	0	121.8351588	0
Statewide Totals	2026	Construction and Mining - Misc - Cement And Mortar Mixers	Aggregate	Aggregate	Diesel	0.00243116	0.002924151	0.003494833	0.014240887	0.018351299	4.38713E-05	0.000642144	0.000485175	3.16852E-07	2.7294E-07	1085.925862	0	839.6200177	0
Statewide Totals	2026	Construction and Mining - Misc - Concrete/Industrial Saws	Aggregate	Aggregate	Diesel	0.001103714	0.001317827	0.001588504	0.01090268	0.010352852	1.265453083	0.000274348	0.000238113	1.63945E-05	1.05865E-05	42081.88182	30284.05	77.14654716	999373.65
Statewide Totals	2026	Construction and Mining - Misc - Dumpers/Tenders	Aggregate	Aggregate	Diesel	0.000245333	0.000295081	0.00035267	0.001007156	0.001864684	4.30408E-06	6.27017E-05	4.73747E-05	2.55838E-08	2.20381E-08	87.68151429	0	35.44034315	0
Statewide Totals	2026	Construction and Mining - Misc - Excavators	Aggregate	Aggregate	Diesel	0.001751658	0.002106859	0.002518037	0.007191019	0.01331371	3.07308E-05	0.000447724	0.00033828	1.82666E-07	1.57351E-07	626.0396352	0	55.64999973	0
Statewide Totals	2026	Construction and Mining - Misc - Other	Aggregate	Aggregate	Diesel	0.005181872	0.006232652	0.007449023	0.03067358	0.03909398	9.36313E-05	0.001364134	0.001030679	6.80109E-07	5.85852E-07	2330.887579	0	535.435933	0
Statewide Totals	2026	Construction and Mining - Misc - Pavers	Aggregate	Aggregate	Diesel	0.000462027	0.000555717	0.000664172	0.001896743	0.003511697	8.10574E-06	0.000118035	8.91821E-05	4.81811E-08	4.15036E-08	165.1276761	0	21.98999989	0
Statewide Totals	2026	Construction and Mining - Misc - Paving Equipment	Aggregate	Aggregate	Diesel	0.000781222	0.000939638	0.00112302	0.003207122	0.00593778	1.37056E-05	0.00019968	0.00015087	8.14674E-08	7.01768E-08	279.2073837	0	54.41195671	0
Statewide Totals	2026	Construction and Mining - Misc - Plate Compactors	Aggregate	Aggregate	Diesel	0.001664129	0.00200158	0.002392212	0.010499142	0.012534703	3.02569E-05	0.000440819	0.000333063	2.28052E-07	1.96446E-07	781.5875032	0	485.8399907	0
Statewide Totals	2026	Construction and Mining - Misc - Rollers	Aggregate	Aggregate	Diesel	0.011524524	0.013861465	0.016566689	0.060609163	0.087181281	0.000206034	0.003001752	0.002267991	1.39946E-06	1.20551E-06	4796.281459	0	1469.732523	0
Statewide Totals	2026	Construction and Mining - Misc - Rubber Tired Loaders	Aggregate	Aggregate	Diesel	0.000320742	0.000385782	0.000461072	0.001316732	0.002437844	5.62706E-06	8.19818E-05	6.19418E-05	3.34477E-08	2.88121E-08	114.6327639	0	14.43492398	0
Statewide Totals	2026	Construction and Mining - Misc - Signal Boards	Aggregate	Aggregate	Diesel	0.026348963	0.031687767	0.037877882	0.168256196	0.199362683	0.559830268	0.006973424	0.005282316	1.07962E-05	7.66767E-06	30490.41261	10884.3	4268.410907	402719.1
Statewide Totals	2026	Construction and Mining - Misc - Skid Steer Loaders	Aggregate	Aggregate	Diesel	0.08992419	0.108159019	0.129267462	0.369005601	0.683821541	0.001576947	0.023198875	0.017528039	9.37514E-06	8.07582E-06	32130.73611	0	5696.880107	0
Statewide Totals	2026	Construction and Mining - Misc - Tractors/Loaders/Backhoes	Aggregate	Aggregate	Diesel	0.008379632	0.01007885	0.012045855	0.034400593	0.063690493	0.000147011	0.002141834	0.001618274	8.73845E-07	7.52737E-07	2994.865555	0	408.8719765	0
Statewide Totals	2026	Construction and Mining - Misc - Trenchers	Aggregate	Aggregate	Diesel	0.010545731	0.012684198	0.015159655	0.048548111	0.07999126	0.000186534	0.002717653	0.002053337	1.17784E-06	1.0146E-06	4036.736501	0	636.9607282	0
Statewide Totals	2026	Construction and Mining - Off-Highway Tractors	Aggregate	Aggregate	Diesel	0.070879676	0.085764408	0.102066734	0.932540823	0.643870063	224.3469425	0.025512434	0.023471439	0.002072072	0.00183109	7278689.474	2575033.987	3776.158245	319161444.8
Statewide Totals	2026	Construction and Mining - Off-Highway Trucks	Aggregate	Aggregate	Diesel	0.39321908	0.475795086	0.566235475	3.454744274	4.156650202	1348.964766	0.113999767	0.104879786	0.012460052	0.011010069	43765676.22	5480663.371	3952.244014	2217951387
Statewide Totals	2026	Construction and Mining - Other	Aggregate	Aggregate	Diesel	0.100989241	0.122196981	0.145424506	1.111139665	1.085722391	300.5603674	0.050159846	0.046147058	0.0027758	0.002453133	9751350.114	2618468.6	5714.86685	451025340.3
Statewide Totals	2026	Construction and Mining - Pavers	Aggregate	Aggregate	Diesel	0.02172456	0.026286718	0.031283366	0.331766358	0.231321664	70.71122836	0.011724717	0.01078674	0.000653109	0.000577136	2294147.93	822738.4293	2028.301961	106530820.3
Statewide Totals	2026	Construction and Mining - Paving Equipment	Aggregate	Aggregate	Diesel	0.011343587	0.01372574	0.016334765	0.182926476	0.121958221	41.13349377	0.005165327	0.004752101	0.000379959	0.000335726	1334530.905	549119.8028	1149.221862	72272335.86
Statewide Totals	2026	Construction and Mining - Rollers	Aggregate	Aggregate	Diesel	0.070996179	0.085905377	0.102234498	1.085284084	0.729109599	183.3902111	0.032571479	0.02996576	0.001693404	0.001496806	5949893.431	3731848.717	10573.43471	299944408.6
Statewide Totals	2026	Construction and Mining - Rough Terrain Forklifts	Aggregate	Aggregate	Diesel	0.039449204	0.047733537	0.056806854	1.179547069	0.600744255	199.0913374	0.01650294	0.015182705	0.001839515	0.001624957	6459299.181	3085065.535	10651.94341	309874731.2
Statewide Totals	2026	Construction and Mining - Rubber Tired Dozers	Aggregate	Aggregate	Diesel	0.069577494	0.084188768	0.100191592	0.64629804	0.768839015	117.3772927	0.036243303	0.033343839	0.001083124	0.000958018	3808176.993	744182.3915	941.7649281	184627348
Statewide Totals	2026	Construction and Mining - Rubber Tired Loaders	Aggregate	Aggregate	Diesel	0.514832747	0.622947624	0.741359156	5.7041533	4.638213678	1620.948195	0.189992607	0.174793199	0.014971025	0.013229961	52589879.03	13898394.11	13805.5873	2816193177
Statewide Totals	2026	Construction and Mining - Scrapers	Aggregate	Aggregate	Diesel	0.35176244	0.425632552	0.506537914	3.445357813	3.911083849	1053.560457	0.159254355	0.146514007	0.009730136	0.008599019	34181608.74	3729040.755	7756.637081	1367532993
Statewide Totals	2026	Construction and Mining - Skid Steer Loaders	Aggregate	Aggregate	Diesel	0.048117356	0.058222001	0.069288993	1.176897666	0.722689224	192.9864974	0.019967996	0.018370557	0.001782812	0.00157513	6261234.372	4935476.368	13813.04978	322829093.4
Statewide Totals	2026	Construction and Mining - Surfacing Equipment	Aggregate	Aggregate	Diesel	0.004231201	0.005119753	0.006092929	0.059971193	0.055371909	22.19363925	0.001976404	0.001818292	0.000205064	0.000181142	720048.1836	175076.5403	634.3107677	46089172.46
Statewide Totals	2026	Construction and Mining - Tractors/Loaders/Backhoes	Aggregate	Aggregate	Diesel	0.450062464	0.544575582	0.648089948	8.453345123	5.050869227	1478.787893	0.185556894	0.170712342	0.013658626	0.012069668	47977644.6	25580929.92	41663.20788	2504432034
Statewide Totals	2026	Construction and Mining - Trenchers	Aggregate	Aggregate	Diesel	0.03393181	0.04105749	0.048861806	0.339280033	0.346116453	60.90480374	0.017273465	0.015891588	0.000562077	0.000497097	1975989.283	931590.1178	2502.915665	73264912.41
Statewide Totals	2026	Industrial - Aerial Lifts	Aggregate	Aggregate	Diesel	0.016240841	0.019651418	0.023386811	0.533286595	0.326819784	93.73963454	0.004036133	0.003713242	0.000866182	0.00076509	3041279.207	2927285.798	9388.023828	184084735.7
Statewide Totals	2026	Industrial - Forklifts	Aggregate	Aggregate	Diesel	0.155725077	0.188427343	0.224244111	2.549524248	1.636894063	394.6816854	0.077840481	0.071613243	0.003644356	0.003221339	12805012.62	13699674.83	17611.33483	1226093164
Statewide Totals	2026	Industrial - Misc - Aerial Lifts	Aggregate	Aggregate	Diesel	0.007264999	0.008738195	0.010443551	0.035368923	0.055084804	0.00012899	0.0019146	0.001446587	8.40017E-07	7.23599E-07	2878.932704	0	1342.18078	0
Statewide Totals	2026	Industrial - Misc - Other General Industrial Equipment	Aggregate	Aggregate	Diesel	0.005647319	0.006792481	0.008118111	0.027503422	0.044162588	0.000103233	0.001504019	0.00113637	6.5315E-07	5.62629E-07	2238.493472	0	274.9471062	0
Statewide Totals	2026	Industrial - Misc - Sweepers/Scrubbers	Aggregate	Aggregate	Diesel	0.001430786	0.00172092	0.002056778	0.007609387	0.011372864	2.67718E-05	0.000390044	0.0002947	1.75015E-07	1.50759E-07	599.8164494	0	112.2195048	0
Statewide Totals	2026	Industrial - Other General Industrial Equipment	Aggregate	Aggregate	Diesel	0.069177706	0.083705024	0.099615896	0.924391878	0.655075718	190.6199298	0.023675021	0.02178102	0.0017603	0.001555814	6184453.693	3864525.945	4483.431042	340804255.4
Statewide Totals	2026	Industrial - Other Material Handling Equipment	Aggregate	Aggregate	Diesel	0.033846441	0.040954194	0.048738875	0.434336634	0.335209281	111.7609347	0.013221534	0.012163812	0.00103227	0.000912178	3625960.443	1056288.227	1348.613668	176935009.4
Statewide Totals	2026	Light Commercial - Misc - Air Compressors	Aggregate	Aggregate	Diesel	0.02324151	0.027690804	0.033461612	0.243744648	0.194579796	29.85805652	0.005262898	0.005046789	0.000377795	0.000250872	997303.2789	899531.55	1286.389974	33282667.35
Statewide Totals	2026	Light Commercial - Misc - Generator Sets	Aggregate	Aggregate	Diesel	0.099334105	0.118995734	0.142888528	0.821902986	0.941065907	140.2121546	0.024099803	0.027632736	0.001596828	0.00116628	4637926.461	1810593.45	15793.45572	59749583.85
Statewide Totals	2026	Light Commercial - Misc - Pressure Washers	Aggregate	Aggregate	Diesel	0.000456382	0.000547326	0.00065637	0.004081374	0.004801191	0.726075652	0.000116931	0.000138267	8.17656E-06	5.87063E-06	23346.7419	18166.05	471.2920599	690309.9
Statewide Totals	2026	Light Commercial - Misc - Pumps	Aggregate	Aggregate	Diesel	0.05772442	0.069119063	0.083040564	0.479710458	0.51821507	77.43660714	0.013572839	0.015305747	0.000890489	0.000644917	2564557.749	945061.65	8223.989557	34967281.05
Statewide Totals	2026	Light Commercial - Misc - Welders	Aggregate	Aggregate	Diesel	0.116008487	0.138433276	0.166979143	1.139061279	1.013027113	155.0368399	0.027290072	0.027574529	0.001906898	0.001298576	5162769.65	3546916.7	9368.414343	163158168.2
Statewide Totals	2027	Construction and Mining - Bore/Drill Rigs	Aggregate	Aggregate	Diesel	0.018796029	0.022743195	0.027066282	0.29818134	0.23047998	101.9338135	0.007284033	0.00670131	0.000941865	0.00083197	3307130.32	576359.5802	1551.315831	127388842.9
Statewide Totals	2027	Construction and Mining - Cranes	Aggregate	Aggregate	Diesel	0.090302788	0.109266374	0.130036015	0.922475669	1.015704556	241.0390824	0.045479288	0.041840945	0.002225817	0.001967329	7820247.57	2271221.769	4667.000438	524891458.6
Statewide Totals	2027	Construction and Mining - Crawler Tractors	Aggregate	Aggregate	Diesel	0.212688282	0.257352821	0.306271126	2.281549566	2.283447124	595.4998226	0.108758275	0.100057613	0.005499311	0.004860389	19320335.92	4102456.263	8596.548768	870457060.5
Statewide Totals	2027	Construction and Mining - Excavators	Aggregate	Aggregate	Diesel	0.238754698	0.288893184	0.343806765	3.704943762	2.078011405	1073.072227	0.071521869	0.065800119	0.009913922	0.008758271	34814646.62	11110459.73	16708.4812	1751896502
Statewide Totals	2027	Construction and Mining - Graders	Aggregate	Aggregate	Diesel	0.151730121	0.183593447	0.218491375	1.462773378	1.586437632	402.5199066	0.067279466	0.061897109	0.003716944	0.003285313	13059315.07	3282208.571	5401.556653	616749531.4
Statewide Totals	2027	Construction and Mining - Misc - Bore/Drill Rigs	Aggregate	Aggregate	Diesel	0.00203294	0.002445179	0.002922384	0.008974265	0.015432139	3.58475E-05	0.00052227	0.000394604	2.21341E-07	1.90665E-07	758.587349	0	123.961823	0
Statewide Totals	2027	Construction and Mining - Misc - Cement And Mortar Mixers	Aggregate	Aggregate	Diesel	0.002462871	0.002962293	0.003540415	0.014427799	0.01858948	4.44505E-05	0.000649778	0.000490944	3.21003E-07	2.76515E-07	1100.14937	0	850.6099216	0
Statewide Totals	2027	Construction and Mining - Misc - Concrete/Industrial Saws	Aggregate	Aggregate	Diesel	0.00107491	0.001283598	0.001547016	0.010989028	0.010268142	1.281870002	0.000245702	0.000211593	1.66072E-05	1.07291E-05	42649.04832	30678.25	78.05279301	1012382.25
Statewide Totals	2027	Construction and Mining - Misc - Dumpers/Tenders	Aggregate	Aggregate	Diesel	0.000248811	0.000299264	0.000357669	0.001021432	0.001891117	4.3651E-06	6.35948E-05	4.80495E-05	2.59464E-08	2.23505E-08	88.92442892	0	35.94272223	0
Statewide Totals	2027	Construction and Mining - Misc - Excavators	Aggregate	Aggregate	Diesel	0.001774007	0.00213374	0.002550164	0.007282762	0.013483573	3.11229E-05	0.000453436	0.000342596	1.84997E-07	1.59358E-07	634.0268403	0	56.35999945	0
Statewide Totals	2027	Construction and Mining - Misc - Other	Aggregate	Aggregate	Diesel	0.005256109	0.006321946	0.007555742	0.031111591	0.039654104	9.49723E-05	0.00138367	0.00104544	6.89831E-07	5.94226E-07	2364.207935	0	543.0883619	0
Statewide Totals	2027	Construction and Mining - Misc - Pavers	Aggregate	Aggregate	Diesel	0.00046854	0.000563552	0.000673534	0.001923481	0.003561204	8.22E-06	0.000119739	9.04696E-05	4.88603E-08	4.20887E-08	167.4555323	0	22.29999979	0
Statewide Totals	2027	Construction and Mining - Misc - Paving Equipment	Aggregate	Aggregate	Diesel	0.00079272	0.000953468	0.001139547	0.003254327	0.006025175	1.39074E-05	0.000202619	0.00015309	8.26665E-08	7.12097E-08	283.3169202	0	55.21282337	0

Region	Calendar Year	Vehicle Category	Model Year	Horsepower Bin	Fuel	HC_tpd	ROG_tpd	TOG_tpd	CO_tpd	NOx_tpd	CO2_tpd	PM10_tpd	PM2.5_tpd	SOx_tpd	NH3_tpd	Fuel Consumption	Total_Activity_hpy	Total_Population	Horsepower_Hours_hhpy
Statewide Totals	2027	Construction and Mining - Misc - Plate Compactors	Aggregate	Aggregate	Diesel	0.001685777	0.002027618	0.002423331	0.010635718	0.01269776	3.06505E-05	0.000446553	0.000337396	2.31019E-07	1.99002E-07	791.7547645	0	492.1600238	0
Statewide Totals	2027	Construction and Mining - Misc - Rollers	Aggregate	Aggregate	Diesel	0.011677233	0.014045143	0.016786212	0.061409944	0.088336588	0.000208764	0.003041517	0.002298036	1.41797E-06	1.22145E-06	4859.717018	0	1489.108441	0
Statewide Totals	2027	Construction and Mining - Misc - Rubber Tired Loaders	Aggregate	Aggregate	Diesel	0.000325591	0.000391614	0.000468042	0.001336637	0.002474698	5.71212E-06	8.32211E-05	6.28782E-05	3.39533E-08	2.92476E-08	116.3656244	0	14.65313171	0
Statewide Totals	2027	Construction and Mining - Misc - Signal Boards	Aggregate	Aggregate	Diesel	0.026669723	0.032073781	0.038338937	0.170411779	0.201854351	0.567093033	0.007049595	0.005337691	1.09363E-05	7.76536E-06	30878.87223	11052.2	4323.773974	408931.4
Statewide Totals	2027	Construction and Mining - Misc - Skid Steer Loaders	Aggregate	Aggregate	Diesel	0.090836346	0.109256141	0.130578699	0.372819037	0.690604948	0.001593243	0.02336816	0.017655947	9.47128E-06	8.15865E-06	32460.25217	0	5755.753654	0
Statewide Totals	2027	Construction and Mining - Misc - Tractors/Loaders/Backhoes	Aggregate	Aggregate	Diesel	0.00849238	0.010214466	0.012207932	0.034863456	0.064547452	0.000148989	0.002170652	0.001640049	8.85602E-07	7.62866E-07	3035.161674	0	414.3733792	0
Statewide Totals	2027	Construction and Mining - Misc - Trenchers	Aggregate	Aggregate	Diesel	0.010677037	0.012842126	0.015348411	0.049144576	0.080987487	0.000188854	0.002751455	0.002078878	1.19239E-06	1.02713E-06	4086.590141	0	644.496782	0
Statewide Totals	2027	Construction and Mining - Off-Highway Tractors	Aggregate	Aggregate	Diesel	0.069211229	0.083745588	0.09966417	0.944098969	0.615277331	226.8863373	0.022967016	0.021129655	0.0020956	0.001851816	7361077.343	2604573.881	3803.634257	322657338.5
Statewide Totals	2027	Construction and Mining - Off-Highway Trucks	Aggregate	Aggregate	Diesel	0.394847508	0.477765484	0.568580411	3.45853287	4.040062505	1364.297721	0.108305619	0.09964117	0.012601764	0.011135215	44263137.06	5543673.984	3981.001259	2244705589
Statewide Totals	2027	Construction and Mining - Other	Aggregate	Aggregate	Diesel	0.097187794	0.117597231	0.139950424	1.117369874	1.026697522	304.0150423	0.046037198	0.042354222	0.002807854	0.00248133	9863433.234	2648512.333	5756.449258	455969153.6
Statewide Totals	2027	Construction and Mining - Pavers	Aggregate	Aggregate	Diesel	0.021001256	0.025411519	0.030241808	0.335643543	0.219226143	71.54549177	0.010787293	0.009924309	0.000660844	0.000583945	2321214.687	832214.6987	2043.060254	107739998.1
Statewide Totals	2027	Construction and Mining - Paving Equipment	Aggregate	Aggregate	Diesel	0.011079951	0.01340674	0.015955129	0.184793292	0.116044276	41.61059325	0.004810493	0.004425654	0.000384378	0.00033962	1350009.872	555456.1702	1157.583808	73083178.81
Statewide Totals	2027	Construction and Mining - Rollers	Aggregate	Aggregate	Diesel	0.069050607	0.083551235	0.099432875	1.098782928	0.702009812	185.5026142	0.030224509	0.027806549	0.001712992	0.001514047	6018428.024	3774678.173	10650.36894	303343693.5
Statewide Totals	2027	Construction and Mining - Rough Terrain Forklifts	Aggregate	Aggregate	Diesel	0.038450887	0.046525573	0.055369277	1.191695169	0.587472153	201.3996745	0.015482791	0.014244168	0.001860886	0.001643797	6534190.637	3120582.588	10729.44888	313540146.6
Statewide Totals	2027	Construction and Mining - Rubber Tired Dozers	Aggregate	Aggregate	Diesel	0.067003404	0.081074119	0.096484901	0.639837549	0.732939731	118.7470137	0.033762049	0.031061085	0.001095865	0.000969197	3852616.082	752748.0035	948.6173805	186785873.2
Statewide Totals	2027	Construction and Mining - Rubber Tired Loaders	Aggregate	Aggregate	Diesel	0.497253967	0.6016773	0.716045713	5.741274603	4.168087022	1639.672751	0.168012656	0.154571644	0.01514467	0.013382789	53197376.63	14058412.06	13906.03925	2847793548
Statewide Totals	2027	Construction and Mining - Scrapers	Aggregate	Aggregate	Diesel	0.344420851	0.41674923	0.495966025	3.441850987	3.660900283	1066.120774	0.149739897	0.137760705	0.009846483	0.008701534	34589114.38	3771967.635	7813.075779	1384090348
Statewide Totals	2027	Construction and Mining - Skid Steer Loaders	Aggregate	Aggregate	Diesel	0.047211102	0.057125433	0.067983986	1.189041653	0.712637387	195.1925387	0.018502568	0.017022362	0.001803235	0.001593135	6332806.952	4992189.324	13913.55603	326502880.6
Statewide Totals	2027	Construction and Mining - Surfacing Equipment	Aggregate	Aggregate	Diesel	0.004167762	0.005042992	0.006001577	0.060704068	0.053037798	22.45000702	0.001845436	0.001697801	0.000207436	0.000183234	728365.7535	177106.5618	638.9261279	46649641.53
Statewide Totals	2027	Construction and Mining - Tractors/Loaders/Backhoes	Aggregate	Aggregate	Diesel	0.438301646	0.530344992	0.63115437	8.559088147	4.867202614	1496.035047	0.165636209	0.152385312	0.013818437	0.012210437	48537209.51	25874422.53	41966.35693	2533352509
Statewide Totals	2027	Construction and Mining - Trenchers	Aggregate	Aggregate	Diesel	0.032496106	0.039320288	0.046794393	0.340566356	0.336346329	61.64109209	0.016027239	0.01474506	0.000568928	0.000503106	1999877.347	942248.7588	2521.127333	74126913.89
Statewide Totals	2027	Industrial - Aerial Lifts	Aggregate	Aggregate	Diesel	0.016325871	0.019754304	0.023509254	0.538974461	0.329612971	94.8172229	0.004029323	0.003706977	0.000876142	0.000773885	3076240.374	2960936.549	9456.332792	186202203.2
Statewide Totals	2027	Industrial - Forklifts	Aggregate	Aggregate	Diesel	0.148682143	0.179905393	0.214102286	2.576157626	1.548969685	399.2187673	0.068265756	0.062804495	0.003686515	0.00325837	12952213.24	13857160.08	17739.47809	1240248828
Statewide Totals	2027	Industrial - Misc - Aerial Lifts	Aggregate	Aggregate	Diesel	0.007304187	0.008785332	0.010499887	0.035597262	0.055363221	0.000129729	0.001915611	0.00144735	8.45107E-07	7.27983E-07	2896.376466	0	1350.448332	0
Statewide Totals	2027	Industrial - Misc - Other General Industrial Equipment	Aggregate	Aggregate	Diesel	0.005705495	0.006862454	0.008201738	0.027797514	0.044620626	0.000104307	0.001519664	0.001148192	6.60038E-07	5.68562E-07	2262.102368	0	277.9955195	0
Statewide Totals	2027	Industrial - Misc - Sweepers/Scrubbers	Aggregate	Aggregate	Diesel	0.001433186	0.001723808	0.00206023	0.007623298	0.01139228	2.68178E-05	0.000390714	0.000295206	1.75326E-07	1.51027E-07	600.8813206	0	112.4278122	0
Statewide Totals	2027	Industrial - Other General Industrial Equipment	Aggregate	Aggregate	Diesel	0.067622369	0.081823066	0.097376211	0.935284688	0.632790486	192.8112102	0.021003678	0.019323384	0.001780607	0.001573699	6255547.371	3908950.784	4516.0533	344721589.7
Statewide Totals	2027	Industrial - Other Material Handling Equipment	Aggregate	Aggregate	Diesel	0.033082537	0.04002987	0.047638853	0.439186577	0.319627158	113.0456877	0.012126539	0.011156415	0.001044171	0.000922664	3667642.841	1068430.837	1358.426426	178948665.3
Statewide Totals	2027	Light Commercial - Misc - Air Compressors	Aggregate	Aggregate	Diesel	0.022121603	0.02635792	0.031848968	0.243284619	0.190171597	29.99433373	0.004431319	0.004279138	0.000379524	0.00025194	1001549.887	903637.8	1292.449793	33434598.6
Statewide Totals	2027	Light Commercial - Misc - Generator Sets	Aggregate	Aggregate	Diesel	0.096808709	0.115990799	0.139251864	0.821143128	0.930260583	140.8617621	0.022201851	0.025830563	0.001604201	0.001171481	4658608.93	1818911.8	15866.94961	60024089.4
Statewide Totals	2027	Light Commercial - Misc - Pressure Washers	Aggregate	Aggregate	Diesel	0.000447261	0.00053647	0.000643236	0.004083405	0.004750397	0.729432071	0.000109203	0.000130835	8.21424E-06	5.90817E-06	23496.02784	18239.05	473.361978	693083.9
Statewide Totals	2027	Light Commercial - Misc - Pumps	Aggregate	Aggregate	Diesel	0.055993859	0.067058334	0.080548788	0.479149309	0.511613579	77.79460405	0.012380475	0.014168315	0.00089459	0.000647752	2575828.662	949423.4	8261.736128	35128665.8
Statewide Totals	2027	Light Commercial - Misc - Welders	Aggregate	Aggregate	Diesel	0.110758445	0.132184151	0.159419288	1.136746198	0.993561646	155.7561752	0.02361888	0.024164182	0.001915724	0.001304211	5185175.85	3563290.6	9412.182226	163911367.6
Statewide Totals	2028	Construction and Mining - Bore/Drill Rigs	Aggregate	Aggregate	Diesel	0.019120482	0.023135783	0.027533494	0.301921299	0.232039455	103.0467402	0.007273598	0.006691711	0.000952145	0.000841054	3343238	582918.4057	1562.462994	128889312.8
Statewide Totals	2028	Construction and Mining - Cranes	Aggregate	Aggregate	Diesel	0.088776749	0.107419867	0.127838519	0.927923919	0.968389961	243.8297906	0.043464903	0.039987711	0.002251664	0.001990106	7910789.027	2296851.309	4700.535718	530832280.6
Statewide Totals	2028	Construction and Mining - Crawler Tractors	Aggregate	Aggregate	Diesel	0.204749631	0.247747054	0.294839469	2.293195262	2.136117504	602.3056466	0.10012964	0.092119269	0.005562472	0.004915938	19541143.38	4148973.461	8658.320279	880350826.2
Statewide Totals	2028	Construction and Mining - Excavators	Aggregate	Aggregate	Diesel	0.235461194	0.284908045	0.33906412	3.751199616	1.984625193	1084.891231	0.066439552	0.061124388	0.010023294	0.008854736	35198101.18	11236635.36	16828.54195	1771151838
Statewide Totals	2028	Construction and Mining - Graders	Aggregate	Aggregate	Diesel	0.147516715	0.178495225	0.212424069	1.480184494	1.480570658	407.3063643	0.062418142	0.057424691	0.003761324	0.00332438	13214606.42	3319454.851	5440.370174	624129701
Statewide Totals	2028	Construction and Mining - Misc - Bore/Drill Rigs	Aggregate	Aggregate	Diesel	0.002069479	0.002489127	0.002974908	0.009134922	0.01570952	3.64917E-05	0.000531655	0.000401694	2.2531E-07	1.94084E-07	772.1890053	0	126.180007	0
Statewide Totals	2028	Construction and Mining - Misc - Cement And Mortar Mixers	Aggregate	Aggregate	Diesel	0.002493844	0.002999544	0.003584941	0.014611015	0.018821521	4.50132E-05	0.000657309	0.000496634	3.25066E-07	2.80015E-07	1114.075474	0	861.4500147	0
Statewide Totals	2028	Construction and Mining - Misc - Concrete/Industrial Saws	Aggregate	Aggregate	Diesel	0.001051379	0.001255645	0.001513121	0.011083249	0.010202421	1.298286365	0.00021935	0.000187178	1.68198E-05	1.0859E-05	43165.14576	31068.8	79.11550909	1025270.4
Statewide Totals	2028	Construction and Mining - Misc - Dumpers/Tenders	Aggregate	Aggregate	Diesel	0.000251753	0.000302803	0.000361899	0.001033513	0.001913481	4.41672E-06	6.4348E-05	4.86186E-05	2.62533E-08	2.26148E-08	89.97606102	0	36.36778534	0
Statewide Totals	2028	Construction and Mining - Misc - Excavators	Aggregate	Aggregate	Diesel	0.001795096	0.002159106	0.002580477	0.007369341	0.013643861	3.14929E-05	0.000458826	0.000346669	1.87196E-07	1.61253E-07	641.5640814	0	57.0300012	0
Statewide Totals	2028	Construction and Mining - Misc - Other	Aggregate	Aggregate	Diesel	0.005329226	0.006409888	0.007660852	0.031542926	0.040205789	9.62931E-05	0.001402913	0.001059979	6.99405E-07	6.02474E-07	2397.022307	0	550.6245013	0
Statewide Totals	2028	Construction and Mining - Misc - Pavers	Aggregate	Aggregate	Diesel	0.000473583	0.000569616	0.000680783	0.001944183	0.00359953	8.30847E-06	0.000121041	9.14534E-05	4.93861E-08	4.25417E-08	169.2577505	0	22.54000047	0
Statewide Totals	2028	Construction and Mining - Misc - Paving Equipment	Aggregate	Aggregate	Diesel	0.000801658	0.000964217	0.001152394	0.003291013	0.0060931	1.40642E-05	0.000204904	0.000154816	8.35983E-08	7.20124E-08	286.5108571	0	55.83525797	0
Statewide Totals	2028	Construction and Mining - Misc - Plate Compactors	Aggregate	Aggregate	Diesel	0.001707595	0.002053862	0.002454697	0.010773374	0.012862104	3.10472E-05	0.000452333	0.000341762	2.34009E-07	2.01577E-07	802.0024026	0	498.5300308	0
Statewide Totals	2028	Construction and Mining - Misc - Rollers	Aggregate	Aggregate	Diesel	0.011834355	0.014234122	0.017012073	0.062223947	0.089525561	0.000211569	0.003082391	0.002328918	1.43687E-06	1.23773E-06	4924.479899	0	1508.624078	0
Statewide Totals	2028	Construction and Mining - Misc - Rubber Tired Loaders	Aggregate	Aggregate	Diesel	0.000327134	0.00039347	0.000470259	0.00134297	0.002486423	5.73918E-06	8.36154E-05	6.31761E-05	3.41141E-08	2.93862E-08	116.9169979	0	14.7225621	0
Statewide Totals	2028	Construction and Mining - Misc - Signal Boards	Aggregate	Aggregate	Diesel	0.026992715	0.032462455	0.038803215	0.172567755	0.20435056	0.574355554	0.007126611	0.005393852	1.10763E-05	7.87129E-06	31300.11594	11176.3	4379.044134	413523.1
Statewide Totals	2028	Construction and Mining - Misc - Skid Steer Loaders	Aggregate	Aggregate	Diesel	0.09175973	0.110366767	0.131906078	0.376659262	0.697515756	0.001609655	0.023552526	0.017795245	9.56831E-06	8.24223E-06	32792.79571	0	5815.040882	0
Statewide Totals	2028	Construction and Mining - Misc - Tractors/Loaders/Backhoes	Aggregate	Aggregate	Diesel	0.008605492	0.01035051	0.012370529	0.035327805	0.065407159	0.000150974	0.002199564	0.001661893	8.97397E-07	7.73026E-07	3075.587136	0	419.8924391	0
Statewide Totals	2028	Construction and Mining - Misc - Trenchers	Aggregate	Aggregate	Diesel	0.010797367	0.012986855	0.015521386	0.049690471	0.081900447	0.00019098	0.002782431	0.002102282	1.20571E-06	1.03861E-06	4132.24004	0	651.3680249	0
Statewide Totals	2028	Construction and Mining - Off-Highway Tractors	Aggregate	Aggregate	Diesel	0.067384269	0.081534965	0.097033347	0.954908488	0.576225878	229.5706229	0.020445862	0.018810193	0.002120473	0.001873725	7448166.032	2634170.835	3830.965718	326327690.1
Statewide Totals	2028	Construction and Mining - Off-Highway Trucks	Aggregate	Aggregate	Diesel	0.393927785	0.476652619	0.56725601	3.486459233	3.929322674	1379.869094	0.103069012	0.094823491	0.012745756	0.011262306	44768333.11	5606617.501	4009.607211	2271853368
Statewide Totals	2028	Construction and Mining - Other	Aggregate	Aggregate	Diesel	0.095217507	0.115213184	0.137113211	1.128201653	0.985072582	307.4747216	0.043280113	0.039817704	0.0028399	0.002509567	9975678.72	2678735.137	5797.8129	461021501.6
Statewide Totals	2028	Construction and Mining - Pavers	Aggregate	Aggregate	Diesel	0.020221857	0.024468447	0.029119475	0.339222874	0.205844323	72.34572735	0.009821215	0.009035518	0.000668265	0.000590476	2347177.449	841672.7365	2057.740903	108942907.6
Statewide Totals	2028	Construction and Mining - Paving Equipment	Aggregate	Aggregate	Diesel	0.011002653	0.01331321	0.01584382	0.186958343	0.113190589	42.08493336	0.004567732	0.004202313	0.000388766	0.000343492	1365399.315	561742.8056	1165.901763	73929550.44
Statewide Totals	2028	Construction and Mining - Rollers	Aggregate	Aggregate	Diesel	0.066781017	0.080805031	0.096164665	1.11082101	0.680383679	187.6077443	0.027948848	0.02571294	0.001732523	0.001531229	6086726.652	3817527.137	10726.89841	306708003.6
Statewide Totals	2028	Construction and Mining - Rough Terrain Forklifts	Aggregate	Aggregate	Diesel	0.037660248	0.0455689	0.054230757	1.203067556	0.580372266	203.6957766	0.014668106	0.013494658	0.001882139	0.001662538	6608685.141	3156669.821	10806.5466	317177532.8
Statewide Totals	2028	Construction and Mining - Rubber Tired Dozers	Aggregate	Aggregate	Diesel	0.066691099	0.080696229	0.096035182	0.648112921	0.716095285	120.0747756	0.032950604	0.030314556	0.00110815	0.000980034	3895693.855	761253.6287	955.4337822	188781543.6
Statewide Totals	2028	Construction and Mining - Rubber Tired Loaders	Aggregate	Aggregate	Diesel	0.491484234	0.594695924	0.707737298	5.80463751	3.899756947	1657.692282	0.153079611	0.140833242	0.015311443	0.013529862	53782000.45	14217999.98	14005.96273	2879015690
Statewide Totals	2028	Construction and Mining - Scrapers	Aggregate	Aggregate	Diesel	0.336750388	0.40746797	0.484920559	3.431555744	3.432707262	1078.563747	0.140289737	0.129066558	0.009961754	0.008803092	34992812.95	3814922.202	7869.217554	1400499065
Statewide Totals	2028	Construction and Mining - Skid Steer Loaders	Aggregate	Aggregate	Diesel	0.046278737	0.055997271	0.066641381	1.202113376	0.706100119	197.4115737	0.017201137	0.015825046	0.00182378	0.001611247	6404801.099	5048872.625	14013.53353	330242642.7
Statewide Totals	2028	Construction and Mining - Surfacing Equipment	Aggregate	Aggregate	Diesel	0.004150764	0.005022424	0.0059771	0.06141281	0.051113818	22.68209849	0.001778467	0.00163619	0.000209583	0.000185128	735895.7055	179099.9796	643.5172067	47158614.71
Statewide Totals	2028	Construction and Mining - Tractors/Loaders/Backhoes	Aggregate	Aggregate	Diesel	0.432682941	0.523546359	0.623063435	8.677544582	4.739330337	1513.617373	0.151532903	0.13941027	0.013981163	0.012353942	49107648.73	26169178.09	42267.91113	2563347597
Statewide Totals	2028	Construction and Mining - Trenchers	Aggregate	Aggregate	Diesel	0.031579051	0.038210651	0.045473833	0.34362439	0.328586989	62.3455438	0.01506652	0.013861198	0.000575468	0.000508856	2022732.507	952908.2947	2539.24319	74959826.24
Statewide Totals	2028	Industrial - Aerial Lifts	Aggregate	Aggregate	Diesel	0.016436166	0.01988776	0.023668078	0.545301192	0.332295001	95.89481126	0.003988383	0.003669312	0.000886102	0.000782681	3111201.542	2994587.3	9524.282383	188319222.2
Statewide Totals	2028	Industrial - Forklifts	Aggregate	Aggregate	Diesel	0.143285036	0.173374893	0.206330451	2.605539273	1.47071361	403.7558491	0.060163454	0.055350378	0.003728625	0.003295401	13099413.87	14014645.34	17866.9472	1254452938
Statewide Totals	2028	Industrial - Misc - Aerial Lifts	Aggregate	Aggregate	Diesel	0.00735596	0.008847603	0.010574311	0.03588431	0.055742167	0.000130682	0.001921724	0.001451969	8.51614E-07	7.33588E-07	2918.676424	0	1360.940268	0
Statewide Totals	2028	Industrial - Misc - Other General Industrial Equipment	Aggregate	Aggregate	Diesel	0.005762075	0.006930507	0.008283074	0.028074318	0.045063445	0.000105342	0.001534752	0.00115959	6.66601E-07	5.74215E-07	2284.59333	0	280.7752163	0
Statewide Totals	2028	Industrial - Misc - Sweepers/Scrubbers	Aggregate	Aggregate	Diesel	0.001445118	0.001738159	0.00207738	0.007688956	0.011487751	2.70432E-05	0.000393997	0.000297687	1.76818E-07	1.52313E-07	605.9954558	0	113.4021926	0
Statewide Totals	2028	Industrial - Other General Industrial Equipment	Aggregate	Aggregate	Diesel	0.06632614	0.08025463	0.095509642	0.943613456	0.618530672	195.0024905	0.019132686	0.017602071	0.001800905	0.001591584	6326641.048	3953375.623	4548.503932	348654309.2
Statewide Totals	2028	Industrial - Other Material Handling Equipment	Aggregate	Aggregate	Diesel	0.031073613	0.037599071	0.044746002	0.442834257	0.285633637	114.3304408	0.01027799	0.00945575	0.001056109	0.00093315	3709325.239	1080573.448	1368.187558	181009884.1
Statewide Totals	2028	Light Commercial - Misc - Air Compressors	Aggregate	Aggregate	Diesel	0.021160475	0.025214078	0.030464949	0.242940789	0.186239109	30.1364189	0.00367999	0.003586119	0.00038132	0.000253053	1005974.088	907879.1	1298.359582	33591526.7
Statewide Totals	2028	Light Commercial - Misc - Generator Sets	Aggregate	Aggregate	Diesel	0.094650413	0.113423254	0.136143713	0.82095557	0.920902544	141.5258026	0.020468866	0.024189096	0.001611748	0.001176818	4679834.964	1827569.6	15941.45433	60309796.8
Statewide Totals	2028	Light Commercial - Misc - Pressure Washers	Aggregate	Aggregate	Diesel	0.000439618	0.000527376	0.000632229	0.004088429	0.004707094	0.732841942	0.000102187	0.000124101	8.2526E-06	5.94214E-06	23631.11685	18396	475.5416068	699048
Statewide Totals	2028	Light Commercial - Misc - Pumps	Aggregate	Aggregate	Diesel	0.054513144	0.06529552	0.078416693	0.478913775	0.505862131	78.16091595	0.011291093	0.013132083	0.000898791	0.000650699	2587549.246	953978.6	8300.873326	35297208.2
Statewide Totals	2028	Light Commercial - Misc - Welders	Aggregate	Aggregate	Diesel	0.106281061	0.126855098	0.152971981	1.135228641	0.976080032	156.4934275	0.020255555	0.021042335	0.001924776	0.001310047	5208376.954	3580062.35	9456.660182	164682868.1

Region	Calendar Year	Vehicle Category	Model Year	Horsepower Bin	Fuel	HC_tpd	ROG_tpd	TOG_tpd	CO_tpd	NOx_tpd	CO2_tpd	PM10_tpd	PM2.5_tpd	SOx_tpd	NH3_tpd	Fuel Consumption	Total_Activity_hpy	Total_Population	Horsepower_Hours_hhpy
Statewide Totals	2029	Construction and Mining - Bore/Drill Rigs	Aggregate	Aggregate	Diesel	0.019194617	0.023225487	0.027640249	0.305073755	0.229375458	104.2638644	0.007166278	0.006592975	0.000963395	0.000850988	3382726.254	589448.0068	1573.552121	130332106.7
Statewide Totals	2029	Construction and Mining - Cranes	Aggregate	Aggregate	Diesel	0.086842087	0.105078925	0.125052605	0.926011377	0.920896797	246.5533758	0.041295331	0.037991705	0.002276903	0.002012336	7999152.747	2322767.955	4733.896406	536817924.3
Statewide Totals	2029	Construction and Mining - Crawler Tractors	Aggregate	Aggregate	Diesel	0.200245069	0.242296533	0.288352899	2.309222611	2.027055637	608.905005	0.094073378	0.086547508	0.005623621	0.004969801	19755252.3	4195602.057	8719.770196	889986264.7
Statewide Totals	2029	Construction and Mining - Excavators	Aggregate	Aggregate	Diesel	0.234529004	0.283780094	0.337721765	3.795966663	1.932409566	1097.078055	0.06321947	0.058161912	0.010135995	0.008954204	35593489.29	11362909.38	16947.97765	1790897466
Statewide Totals	2029	Construction and Mining - Graders	Aggregate	Aggregate	Diesel	0.143290122	0.173381047	0.206337775	1.499715419	1.375169567	412.1413454	0.057414998	0.052821798	0.003806152	0.003363842	13371472.06	3356785.333	5478.981623	631454326
Statewide Totals	2029	Construction and Mining - Misc - Bore/Drill Rigs	Aggregate	Aggregate	Diesel	0.002099	0.002524633	0.003017343	0.009260344	0.015933764	3.70108E-05	0.000539217	0.000407409	2.28451E-07	1.9679E-07	782.9551658	0	127.9049348	0
Statewide Totals	2029	Construction and Mining - Misc - Cement And Mortar Mixers	Aggregate	Aggregate	Diesel	0.002525346	0.003037435	0.003630223	0.014795793	0.019058059	4.55841E-05	0.000665124	0.000502538	3.29175E-07	2.83555E-07	1128.159079	0	872.3099393	0
Statewide Totals	2029	Construction and Mining - Misc - Concrete/Industrial Saws	Aggregate	Aggregate	Diesel	0.001033101	0.001233931	0.001486795	0.011181924	0.010202192	1.314704945	0.000201378	0.000170521	1.70324E-05	1.09997E-05	43724.64613	31455.7	79.94518105	1038038.1
Statewide Totals	2029	Construction and Mining - Misc - Dumpers/Tenders	Aggregate	Aggregate	Diesel	0.000254963	0.000306665	0.000366514	0.001046692	0.001937884	4.47304E-06	6.51687E-05	4.92386E-05	2.65881E-08	2.29032E-08	91.12349776	0	36.83157244	0
Statewide Totals	2029	Construction and Mining - Misc - Excavators	Aggregate	Aggregate	Diesel	0.001819333	0.002188258	0.002615319	0.007468837	0.013828075	3.19181E-05	0.000465022	0.00035135	1.89724E-07	1.6343E-07	650.2262252	0	57.79999666	0
Statewide Totals	2029	Construction and Mining - Misc - Other	Aggregate	Aggregate	Diesel	0.005402536	0.006498064	0.007766231	0.031975739	0.040758895	9.76173E-05	0.001422205	0.001074557	7.0901E-07	6.10748E-07	2429.940138	0	558.1848277	0
Statewide Totals	2029	Construction and Mining - Misc - Pavers	Aggregate	Aggregate	Diesel	0.000480097	0.000577451	0.000690147	0.001970922	0.003649034	8.42275E-06	0.000122713	9.27162E-05	5.00654E-08	4.31268E-08	171.5855932	0	22.84999868	0
Statewide Totals	2029	Construction and Mining - Misc - Paving Equipment	Aggregate	Aggregate	Diesel	0.000811026	0.000975485	0.001165862	0.003329474	0.006164304	1.42285E-05	0.000207298	0.000156625	8.45753E-08	7.2854E-08	289.8590343	0	56.48775197	0
Statewide Totals	2029	Construction and Mining - Misc - Plate Compactors	Aggregate	Aggregate	Diesel	0.0017289	0.002079487	0.002485321	0.01090779	0.013022582	3.14346E-05	0.000457976	0.000346027	2.36929E-07	2.04092E-07	812.0086805	0	504.7499905	0
Statewide Totals	2029	Construction and Mining - Misc - Rollers	Aggregate	Aggregate	Diesel	0.011983287	0.014413258	0.017226167	0.063000584	0.090652426	0.000214229	0.003121154	0.002358207	1.45486E-06	1.25323E-06	4986.125717	0	1527.337001	0
Statewide Totals	2029	Construction and Mining - Misc - Rubber Tired Loaders	Aggregate	Aggregate	Diesel	0.000329444	0.000396248	0.00047358	0.001352452	0.002503981	5.77971E-06	8.42059E-05	6.36222E-05	3.43551E-08	2.95938E-08	117.7426388	0	14.82652957	0
Statewide Totals	2029	Construction and Mining - Misc - Signal Boards	Aggregate	Aggregate	Diesel	0.027318892	0.032854916	0.039272068	0.174728082	0.206880938	0.58161905	0.00720752	0.005453587	1.12164E-05	7.97081E-06	31695.85759	11362.45	4434.401002	420410.65
Statewide Totals	2029	Construction and Mining - Misc - Skid Steer Loaders	Aggregate	Aggregate	Diesel	0.092722433	0.11152469	0.133289983	0.380640455	0.704769821	0.001626669	0.023757598	0.017950187	9.66913E-06	8.32908E-06	33138.34786	0	5876.504363	0
Statewide Totals	2029	Construction and Mining - Misc - Tractors/Loaders/Backhoes	Aggregate	Aggregate	Diesel	0.008718496	0.010486435	0.01253298	0.035791727	0.066266087	0.000152956	0.002228446	0.001683718	9.09182E-07	7.83178E-07	3115.975573	0	425.4064435	0
Statewide Totals	2029	Construction and Mining - Misc - Trenchers	Aggregate	Aggregate	Diesel	0.010903309	0.01311428	0.015673681	0.050175767	0.082704118	0.000192853	0.002809722	0.002122901	1.21751E-06	1.04877E-06	4172.66965	0	657.6475452	0
Statewide Totals	2029	Construction and Mining - Off-Highway Tractors	Aggregate	Aggregate	Diesel	0.066291621	0.080212862	0.095459935	0.965821601	0.55616953	232.18346	0.018686519	0.017191597	0.002144662	0.00189505	7532936.655	2663729.565	3858.154886	330242745.5
Statewide Totals	2029	Construction and Mining - Off-Highway Trucks	Aggregate	Aggregate	Diesel	0.389079653	0.47078638	0.560274701	3.476722482	3.77601516	1395.680009	0.095822195	0.08815642	0.012892081	0.011391353	45281300.82	5669652.256	4038.064235	2297057125
Statewide Totals	2029	Construction and Mining - Other	Aggregate	Aggregate	Diesel	0.09405874	0.113811075	0.135444585	1.138418053	0.949342838	311.0227037	0.041333293	0.03802663	0.002872737	0.002538525	10090789.09	2708780.187	5838.961195	466489469.5
Statewide Totals	2029	Construction and Mining - Pavers	Aggregate	Aggregate	Diesel	0.019969594	0.024163208	0.028756215	0.343317229	0.197056338	73.13100494	0.009427902	0.00867367	0.000675533	0.000596885	2372654.916	851121.3441	2072.345122	110178496.3
Statewide Totals	2029	Construction and Mining - Paving Equipment	Aggregate	Aggregate	Diesel	0.01102038	0.01333466	0.015869347	0.18948925	0.110633299	42.56053817	0.004351999	0.004003839	0.000393163	0.000347373	1380829.789	568089.1112	1174.176412	74739337.19
Statewide Totals	2029	Construction and Mining - Rollers	Aggregate	Aggregate	Diesel	0.066256573	0.080170454	0.095409466	1.124922027	0.672655982	189.7072673	0.026950064	0.024794059	0.00175195	0.001548365	6154843.362	3860439.001	10803.02946	310114102.1
Statewide Totals	2029	Construction and Mining - Rough Terrain Forklifts	Aggregate	Aggregate	Diesel	0.03743562	0.0452971	0.053907293	1.214542211	0.579509592	205.9935192	0.014392873	0.013241443	0.001903389	0.001681291	6683232.87	3191297.886	10883.24293	320686124.7
Statewide Totals	2029	Construction and Mining - Rubber Tired Dozers	Aggregate	Aggregate	Diesel	0.065561369	0.079329256	0.094408371	0.648979905	0.683789669	121.3202056	0.031484502	0.028965742	0.001119699	0.000990199	3936100.46	769844.8965	962.2146963	190853130.5
Statewide Totals	2029	Construction and Mining - Rubber Tired Loaders	Aggregate	Aggregate	Diesel	0.489178227	0.591905655	0.704416647	5.878928701	3.667244539	1675.82091	0.141986515	0.130627594	0.01547912	0.013677825	54370163.85	14377793.46	14105.36599	2911559425
Statewide Totals	2029	Construction and Mining - Scrapers	Aggregate	Aggregate	Diesel	0.331543532	0.401167674	0.477422687	3.402665319	3.240722849	1090.711626	0.132566447	0.121961132	0.010074224	0.008902242	35386937.5	3857581.974	7925.067042	1416427713
Statewide Totals	2029	Construction and Mining - Skid Steer Loaders	Aggregate	Aggregate	Diesel	0.046193657	0.055894325	0.066518867	1.21517174	0.705645289	199.7444383	0.016657254	0.015324674	0.001845351	0.001630287	6480488.322	5105535.109	14112.99051	333964867.2
Statewide Totals	2029	Construction and Mining - Surfacing Equipment	Aggregate	Aggregate	Diesel	0.004117986	0.004982763	0.005929899	0.062137692	0.049624311	22.92667297	0.001674989	0.00154099	0.000211845	0.000187124	743830.6555	181089.3983	648.0843834	47666893.56
Statewide Totals	2029	Construction and Mining - Tractors/Loaders/Backhoes	Aggregate	Aggregate	Diesel	0.43147274	0.522082015	0.621320745	8.791645648	4.656833679	1530.931991	0.142244052	0.130864528	0.014141281	0.012495261	49669402.43	26462977.66	42567.89536	2592935509
Statewide Totals	2029	Construction and Mining - Trenchers	Aggregate	Aggregate	Diesel	0.030979494	0.037485187	0.044610471	0.346374201	0.326826474	63.00431509	0.014463375	0.013306305	0.000581577	0.000514233	2044105.616	963577.0578	2557.264732	75760883.93
Statewide Totals	2029	Industrial - Aerial Lifts	Aggregate	Aggregate	Diesel	0.016626541	0.020118115	0.023942219	0.551708287	0.335016961	96.97239963	0.003930084	0.003615677	0.000896059	0.000791476	3146162.71	3028238.051	9591.878214	190429997.5
Statewide Totals	2029	Industrial - Forklifts	Aggregate	Aggregate	Diesel	0.141001943	0.170612351	0.203042798	2.637894465	1.427454344	408.2929309	0.054832734	0.050446115	0.003770641	0.003332432	13246614.49	14172130.59	17993.75267	1268463472
Statewide Totals	2029	Industrial - Misc - Aerial Lifts	Aggregate	Aggregate	Diesel	0.007417699	0.008921863	0.010663063	0.036201888	0.056202836	0.000131796	0.001931912	0.001459668	8.59006E-07	7.39955E-07	2944.008798	0	1372.803537	0
Statewide Totals	2029	Industrial - Misc - Other General Industrial Equipment	Aggregate	Aggregate	Diesel	0.005832797	0.007015571	0.008384741	0.028402287	0.045611779	0.000106619	0.001553355	0.001173646	6.74535E-07	5.81051E-07	2311.787373	0	283.8880525	0
Statewide Totals	2029	Industrial - Misc - Sweepers/Scrubbers	Aggregate	Aggregate	Diesel	0.001452146	0.001746614	0.002087482	0.007732491	0.011545376	2.71806E-05	0.000396	0.0002992	1.77769E-07	1.53132E-07	609.2555618	0	114.0612358	0
Statewide Totals	2029	Industrial - Other General Industrial Equipment	Aggregate	Aggregate	Diesel	0.064695879	0.078282014	0.093162066	0.952758261	0.602838081	197.1937709	0.017477948	0.016079712	0.001821213	0.001609469	6397734.725	3997800.462	4580.785619	352580041.5
Statewide Totals	2029	Industrial - Other Material Handling Equipment	Aggregate	Aggregate	Diesel	0.03058214	0.037004389	0.044038281	0.449232407	0.27290294	115.6151939	0.00944914	0.008693209	0.001068002	0.000943636	3751007.638	1092716.059	1377.897873	183026218.7
Statewide Totals	2029	Light Commercial - Misc - Air Compressors	Aggregate	Aggregate	Diesel	0.020389713	0.024296864	0.029355042	0.242841085	0.184212804	30.28492172	0.003169138	0.003115106	0.000383192	0.00025424	1010692.731	912346.7	1305.019677	33756827.9
Statewide Totals	2029	Light Commercial - Misc - Generator Sets	Aggregate	Aggregate	Diesel	0.092954086	0.111406247	0.133700674	0.821653228	0.91665251	142.2151515	0.019248965	0.023029827	0.001619583	0.001182404	4702048.986	1836493.85	16019.18886	60604297.05
Statewide Totals	2029	Light Commercial - Misc - Pressure Washers	Aggregate	Aggregate	Diesel	0.00043354	0.000520146	0.000623475	0.004095281	0.004685848	0.736092514	9.72234E-05	0.000119287	8.28967E-06	5.96331E-06	23715.29755	18472.65	477.5416428	701960.7
Statewide Totals	2029	Light Commercial - Misc - Pumps	Aggregate	Aggregate	Diesel	0.053352087	0.063913908	0.076744742	0.479204209	0.503157384	78.5430215	0.01052736	0.012405388	0.000903171	0.000653756	2599705.13	958621.4	8341.530152	35468991.8
Statewide Totals	2029	Light Commercial - Misc - Welders	Aggregate	Aggregate	Diesel	0.10271901	0.122616048	0.147842612	1.134984417	0.967087736	157.2538377	0.017923056	0.018876952	0.001934123	0.001316133	5232572.622	3597520.3	9502.588016	165485933.8
Statewide Totals	2030	Construction and Mining - Bore/Drill Rigs	Aggregate	Aggregate	Diesel	0.018873846	0.022837354	0.027178338	0.307764321	0.221141085	105.4224778	0.007015345	0.006454118	0.000974117	0.000860444	3420316.192	595998.1419	1584.584112	131780398.8
Statewide Totals	2030	Construction and Mining - Cranes	Aggregate	Aggregate	Diesel	0.08442505	0.10215431	0.121572072	0.926308255	0.881253838	249.2931559	0.039714033	0.036536911	0.002302306	0.002034697	8088041.894	2348579.296	4767.085202	542783217
Statewide Totals	2030	Construction and Mining - Crawler Tractors	Aggregate	Aggregate	Diesel	0.19525435	0.236257764	0.281166264	2.318256681	1.937729572	615.6713525	0.089889195	0.082698059	0.005686329	0.005025027	19974778.99	4242224.931	8780.903487	899876077.2
Statewide Totals	2030	Construction and Mining - Excavators	Aggregate	Aggregate	Diesel	0.229837478	0.278103349	0.330965969	3.82926092	1.864669562	1109.269138	0.059792051	0.055008687	0.010248848	0.009053706	35989015.55	11489177.67	17066.79794	1810798492
Statewide Totals	2030	Construction and Mining - Graders	Aggregate	Aggregate	Diesel	0.140445168	0.169938654	0.202241042	1.506603458	1.304261435	416.721192	0.055023628	0.050621738	0.003848581	0.003401222	13520060.14	3394087.007	5517.394124	638471248.7
Statewide Totals	2030	Construction and Mining - Misc - Bore/Drill Rigs	Aggregate	Aggregate	Diesel	0.002123192	0.002553731	0.003052121	0.009363568	0.016117523	3.74364E-05	0.000545418	0.000412093	2.31032E-07	1.99013E-07	791.8007351	0	129.3253088	0
Statewide Totals	2030	Construction and Mining - Misc - Cement And Mortar Mixers	Aggregate	Aggregate	Diesel	0.002557153	0.003075694	0.003675951	0.014982868	0.019297292	4.616E-05	0.000673125	0.000508584	3.33332E-07	2.87135E-07	1142.405398	0	883.3500073	0
Statewide Totals	2030	Construction and Mining - Misc - Concrete/Industrial Saws	Aggregate	Aggregate	Diesel	0.001021808	0.001220549	0.001470521	0.011294809	0.010249732	1.331122632	0.000188355	0.000158346	1.72451E-05	1.11324E-05	44251.88733	31875.45	80.94842078	1051889.85
Statewide Totals	2030	Construction and Mining - Misc - Dumpers/Tenders	Aggregate	Aggregate	Diesel	0.000258216	0.000310576	0.000371189	0.001060043	0.001962602	4.5301E-06	6.59998E-05	4.98666E-05	2.69272E-08	2.31954E-08	92.28579871	0	37.30136776	0
Statewide Totals	2030	Construction and Mining - Misc - Excavators	Aggregate	Aggregate	Diesel	0.001839792	0.002212867	0.002644732	0.00755283	0.013983584	3.2277E-05	0.000470251	0.000355301	1.91857E-07	1.65267E-07	657.5384777	0	58.44999908	0
Statewide Totals	2030	Construction and Mining - Misc - Other	Aggregate	Aggregate	Diesel	0.005476732	0.006587304	0.00787289	0.03241148	0.041318757	9.8957E-05	0.001441724	0.001089303	7.18697E-07	6.19092E-07	2463.138705	0	565.8068913	0
Statewide Totals	2030	Construction and Mining - Misc - Pavers	Aggregate	Aggregate	Diesel	0.00048724	0.000586042	0.000700415	0.002000249	0.003703332	8.54808E-06	0.000124539	9.40958E-05	5.08104E-08	4.37685E-08	174.1387338	0	23.18999963	0
Statewide Totals	2030	Construction and Mining - Misc - Paving Equipment	Aggregate	Aggregate	Diesel	0.000821159	0.000987673	0.001180429	0.003371074	0.006241331	1.44063E-05	0.000209888	0.000158582	8.5632E-08	7.37643E-08	293.480886	0	57.19357797	0
Statewide Totals	2030	Construction and Mining - Misc - Plate Compactors	Aggregate	Aggregate	Diesel	0.001750377	0.002105319	0.002516195	0.011043284	0.013184347	3.1825E-05	0.000463665	0.000350325	2.39872E-07	2.06628E-07	822.0954045	0	511.0199694	0
Statewide Totals	2030	Construction and Mining - Misc - Rollers	Aggregate	Aggregate	Diesel	0.012129597	0.014589234	0.017436488	0.063765427	0.09175937	0.000216844	0.003159243	0.002386984	1.47255E-06	1.26847E-06	5046.781274	0	1545.800142	0
Statewide Totals	2030	Construction and Mining - Misc - Rubber Tired Loaders	Aggregate	Aggregate	Diesel	0.000331316	0.0003985	0.000476271	0.001360139	0.002518209	5.81256E-06	8.46843E-05	6.39837E-05	3.45503E-08	2.97619E-08	118.4116864	0	14.91077814	0
Statewide Totals	2030	Construction and Mining - Misc - Signal Boards	Aggregate	Aggregate	Diesel	0.027647504	0.033250274	0.039744431	0.176890402	0.20942513	0.588882144	0.007290461	0.005515209	1.13564E-05	8.07121E-06	32095.08238	11504.8	4489.749799	425677.6
Statewide Totals	2030	Construction and Mining - Misc - Skid Steer Loaders	Aggregate	Aggregate	Diesel	0.093677416	0.11267332	0.134662783	0.384570433	0.712007511	0.001643464	0.023973987	0.018113683	9.76886E-06	8.41498E-06	33480.14293	0	5937.177268	0
Statewide Totals	2030	Construction and Mining - Misc - Tractors/Loaders/Backhoes	Aggregate	Aggregate	Diesel	0.008832102	0.010623076	0.012696285	0.036258097	0.067129542	0.000154949	0.002257485	0.001705656	9.21029E-07	7.93383E-07	3156.577237	0	430.9495554	0
Statewide Totals	2030	Construction and Mining - Misc - Trenchers	Aggregate	Aggregate	Diesel	0.010998646	0.013228952	0.015810729	0.050609901	0.083427421	0.000194539	0.002834272	0.002141451	1.22808E-06	1.05788E-06	4208.921191	0	663.1713969	0
Statewide Totals	2030	Construction and Mining - Off-Highway Tractors	Aggregate	Aggregate	Diesel	0.064890619	0.078517649	0.093442492	0.975120457	0.533394681	234.763557	0.017457392	0.0160608	0.002168559	0.001916109	7616645.06	2693329.781	3885.20396	333912508.7
Statewide Totals	2030	Construction and Mining - Off-Highway Trucks	Aggregate	Aggregate	Diesel	0.38403779	0.464685725	0.553014417	3.492780743	3.649939421	1411.189252	0.092394634	0.085003064	0.013035623	0.011517937	45784481.14	5732655.248	4066.374632	2322582760
Statewide Totals	2030	Construction and Mining - Other	Aggregate	Aggregate	Diesel	0.090593308	0.109617902	0.130454363	1.14539206	0.905226114	314.4788876	0.03863767	0.035546657	0.002904795	0.002566734	10202921.17	2738881.02	5879.897471	471673249.9
Statewide Totals	2030	Construction and Mining - Pavers	Aggregate	Aggregate	Diesel	0.019374998	0.023443748	0.027899998	0.346593962	0.187479193	73.94366009	0.008821438	0.008115723	0.000683065	0.000603518	2399020.617	860579.2771	2086.874092	111402835
Statewide Totals	2030	Construction and Mining - Paving Equipment	Aggregate	Aggregate	Diesel	0.010861507	0.013142424	0.015640571	0.191351	0.108939399	43.03348451	0.004174694	0.003840719	0.00039754	0.000351234	1396174.012	574401.8993	1182.408426	75569864.64
Statewide Totals	2030	Construction and Mining - Rollers	Aggregate	Aggregate	Diesel	0.064429007	0.077959098	0.09277777	1.134401401	0.661603989	191.8153552	0.025684349	0.023629601	0.001771495	0.001565571	6223237.952	3903337.436	10878.76824	313560189.4
Statewide Totals	2030	Construction and Mining - Rough Terrain Forklifts	Aggregate	Aggregate	Diesel	0.03726741	0.045093566	0.053665071	1.227499928	0.577361815	208.2825852	0.013893614	0.012782125	0.001924558	0.001699974	6757499.094	3226760.61	10959.54407	324249691.6
Statewide Totals	2030	Construction and Mining - Rubber Tired Dozers	Aggregate	Aggregate	Diesel	0.063384843	0.07669566	0.091274174	0.644821299	0.650594225	122.6683546	0.030037989	0.027634949	0.001132228	0.001001203	3979839.669	778399.6596	968.9606713	192973951.6
Statewide Totals	2030	Construction and Mining - Rubber Tired Loaders	Aggregate	Aggregate	Diesel	0.483239172	0.584719398	0.695864408	5.915462712	3.465984945	1694.443169	0.135157166	0.124344593	0.01565147	0.013829817	54974342.53	14537564.1	14204.25707	2943913605
Statewide Totals	2030	Construction and Mining - Scrapers	Aggregate	Aggregate	Diesel	0.325658562	0.39404686	0.46894833	3.377957658	3.051606948	1102.831963	0.128438061	0.118163016	0.010186459	0.009001166	35780168.49	3900448.661	7980.628763	1432167512
Statewide Totals	2030	Construction and Mining - Skid Steer Loaders	Aggregate	Aggregate	Diesel	0.044908234	0.054338963	0.064667857	1.227034176	0.700466329	201.9640625	0.01538265	0.014152038	0.001865911	0.001648404	6552501.584	5162269.45	14211.93504	337675991.8
Statewide Totals	2030	Construction and Mining - Surfacing Equipment	Aggregate	Aggregate	Diesel	0.00399262	0.00483107	0.005749373	0.062138874	0.048598662	23.18144151	0.001593772	0.00146627	0.000214204	0.000189204	752096.3399	183101.7217	652.6280274	48196583.35
Statewide Totals	2030	Construction and Mining - Tractors/Loaders/Backhoes	Aggregate	Aggregate	Diesel	0.425177693	0.514465008	0.612255878	8.877647335	4.596407734	1547.944198	0.134857885	0.124069254	0.014298756	0.012634112	50221344.74	26757042.74	42866.33391	2621749039

Region	Calendar Year	Vehicle Category	Model Year	Horsepower Bin	Fuel	HC_tpd	ROG_tpd	TOG_tpd	CO_tpd	NOx_tpd	CO2_tpd	PM10_tpd	PM2.5_tpd	SOx_tpd	NH3_tpd	Fuel Consumption	Total_Activity_hpy	Total_Population	Horsepower_Hours_hhpy
Statewide Totals	2030	Construction and Mining - Trenchers	Aggregate	Aggregate	Diesel	0.030158886	0.036492252	0.043428796	0.3486314	0.323217717	63.70443922	0.014063678	0.012938584	0.000588074	0.000519947	2066820.373	974284.6347	2575.193416	76602763.14
Statewide Totals	2030	Industrial - Aerial Lifts	Aggregate	Aggregate	Diesel	0.016640163	0.020134597	0.023961834	0.55766424	0.337104484	98.04998799	0.003808842	0.003504134	0.000906022	0.000800271	3181123.878	3061888.802	9659.125754	192546116.6
Statewide Totals	2030	Industrial - Forklifts	Aggregate	Aggregate	Diesel	0.137198215	0.166009841	0.19756543	2.663035486	1.383648513	412.8300127	0.050221251	0.046203551	0.003812702	0.003369463	13393815.11	14329615.84	18119.90477	1282559045
Statewide Totals	2030	Industrial - Misc - Aerial Lifts	Aggregate	Aggregate	Diesel	0.007481358	0.008998428	0.010754571	0.036529352	0.05668268	0.000132936	0.00194375	0.001468612	8.66627E-07	7.4652E-07	2970.129104	0	1384.997413	0
Statewide Totals	2030	Industrial - Misc - Other General Industrial Equipment	Aggregate	Aggregate	Diesel	0.005888036	0.007082012	0.008464148	0.028663962	0.046041648	0.000107622	0.001567963	0.001184684	6.80815E-07	5.8646E-07	2333.308595	0	286.4299386	0
Statewide Totals	2030	Industrial - Misc - Sweepers/Scrubbers	Aggregate	Aggregate	Diesel	0.001459986	0.001756041	0.002098752	0.007771736	0.011606985	2.73249E-05	0.000398102	0.000300789	1.78692E-07	1.53927E-07	612.4171377	0	114.6332109	0
Statewide Totals	2030	Industrial - Other General Industrial Equipment	Aggregate	Aggregate	Diesel	0.062809355	0.075999319	0.090445471	0.960325138	0.588962106	199.3850512	0.016035187	0.014752372	0.001841529	0.001627354	6468828.403	4042225.301	4612.900972	356498023.9
Statewide Totals	2030	Industrial - Other Material Handling Equipment	Aggregate	Aggregate	Diesel	0.030057747	0.036369874	0.043283156	0.451277137	0.26125839	116.8999469	0.008860625	0.008151775	0.001079896	0.000954122	3792690.036	1104858.67	1387.558154	185060064.7
Statewide Totals	2030	Light Commercial - Misc - Air Compressors	Aggregate	Aggregate	Diesel	0.019790042	0.023583306	0.028491494	0.243014822	0.183139253	30.43852747	0.00278896	0.002764658	0.000385133	0.000255474	1015599.13	916931.1	1311.489405	33926450.7
Statewide Totals	2030	Light Commercial - Misc - Generator Sets	Aggregate	Aggregate	Diesel	0.091688436	0.109902548	0.131877636	0.823272546	0.915253253	142.9328116	0.018332403	0.022162848	0.001627748	0.001188263	4725348.491	1845775.8	16100.07286	60910601.4
Statewide Totals	2030	Light Commercial - Misc - Pressure Washers	Aggregate	Aggregate	Diesel	0.000429648	0.000515529	0.000617868	0.004108991	0.004682661	0.740032234	9.36535E-05	0.000115882	8.33362E-06	6.01343E-06	23914.59433	18585.8	480.211166	706260.4
Statewide Totals	2030	Light Commercial - Misc - Pumps	Aggregate	Aggregate	Diesel	0.052491078	0.062890213	0.075504701	0.48003442	0.502140742	78.9405683	0.009954174	0.011863345	0.000907735	0.000657003	2612616.092	963516.05	8383.586917	35650093.85
Statewide Totals	2030	Light Commercial - Misc - Welders	Aggregate	Aggregate	Diesel	0.099986652	0.119365166	0.143907849	1.136106811	0.962527521	158.0481913	0.016168557	0.017251091	0.001943887	0.001322526	5257990.842	3615686.35	9550.626103	166321572.1
Statewide Totals	2031	Construction and Mining - Bore/Drill Rigs	Aggregate	Aggregate	Diesel	0.018806339	0.02275567	0.027081128	0.310828987	0.193118467	106.5810913	0.00617336	0.005679491	0.000984831	0.000869901	3457906.129	602548.2769	1595.559839	133228691
Statewide Totals	2031	Construction and Mining - Cranes	Aggregate	Aggregate	Diesel	0.083127088	0.100583777	0.119703007	0.93050713	0.842376659	252.0329359	0.038629241	0.035538902	0.002327676	0.002057059	8176931.042	2374390.638	4800.104735	548748509.7
Statewide Totals	2031	Construction and Mining - Crawler Tractors	Aggregate	Aggregate	Diesel	0.192661001	0.233119811	0.277431841	2.317958823	1.86157635	622.4376999	0.087114208	0.080145072	0.005748965	0.005080253	20194305.68	4288847.804	8841.724999	909765889.6
Statewide Totals	2031	Construction and Mining - Excavators	Aggregate	Aggregate	Diesel	0.227362616	0.275108766	0.327402167	3.86558751	1.809195694	1121.460221	0.056823546	0.052277663	0.010361635	0.009153208	36384541.8	11615445.96	17185.01225	1830699519
Statewide Totals	2031	Construction and Mining - Graders	Aggregate	Aggregate	Diesel	0.138435117	0.167506492	0.199346568	1.520394133	1.209725189	421.3010387	0.052007873	0.047847243	0.003890984	0.003438602	13668648.22	3431388.681	5555.610721	645488171.4
Statewide Totals	2031	Construction and Mining - Misc - Bore/Drill Rigs	Aggregate	Aggregate	Diesel	0.002142466	0.002576917	0.003079831	0.009445814	0.016263931	3.77754E-05	0.000550357	0.000415826	2.33089E-07	2.00785E-07	798.84842	0	130.4569851	0
Statewide Totals	2031	Construction and Mining - Misc - Cement And Mortar Mixers	Aggregate	Aggregate	Diesel	0.002588639	0.003113565	0.003721209	0.015167567	0.019534569	4.6729E-05	0.000681104	0.000514612	3.37439E-07	2.90674E-07	1156.482718	0	894.2399812	0
Statewide Totals	2031	Construction and Mining - Misc - Concrete/Industrial Saws	Aggregate	Aggregate	Diesel	0.001015192	0.001212727	0.001460983	0.011412405	0.010303891	1.347541927	0.000177252	0.000147961	1.74578E-05	1.12622E-05	44767.99162	32309.8	82.05256932	1066223.4
Statewide Totals	2031	Construction and Mining - Misc - Dumpers/Tenders	Aggregate	Aggregate	Diesel	0.000261607	0.000314656	0.000376065	0.001073968	0.00198838	4.58961E-06	6.68668E-05	5.05216E-05	2.72809E-08	2.35E-08	93.49802122	0	37.79134038	0
Statewide Totals	2031	Construction and Mining - Misc - Excavators	Aggregate	Aggregate	Diesel	0.001866233	0.002244667	0.00268274	0.007661374	0.014184546	3.27409E-05	0.000477009	0.000360407	1.94614E-07	1.67643E-07	666.988148	0	59.29000089	0
Statewide Totals	2031	Construction and Mining - Misc - Other	Aggregate	Aggregate	Diesel	0.005548537	0.006673668	0.007976111	0.032837082	0.041860456	0.000100255	0.001460629	0.001103586	7.28129E-07	6.27218E-07	2495.465873	0	573.2335371	0
Statewide Totals	2031	Construction and Mining - Misc - Pavers	Aggregate	Aggregate	Diesel	0.000492913	0.000592866	0.000708571	0.002023537	0.003746451	8.6476E-06	0.000125989	9.51913E-05	5.1402E-08	4.42781E-08	176.1662295	0	23.46000035	0
Statewide Totals	2031	Construction and Mining - Misc - Paving Equipment	Aggregate	Aggregate	Diesel	0.00083109	0.000999618	0.001194705	0.003411842	0.006316807	1.45805E-05	0.000212427	0.0001605	8.66677E-08	7.46563E-08	297.0300556	0	57.88524107	0
Statewide Totals	2031	Construction and Mining - Misc - Plate Compactors	Aggregate	Aggregate	Diesel	0.001772025	0.002131356	0.002547315	0.011179863	0.013347405	3.22186E-05	0.0004694	0.000354657	2.42838E-07	2.09183E-07	832.262644	0	517.3400012	0
Statewide Totals	2031	Construction and Mining - Misc - Rollers	Aggregate	Aggregate	Diesel	0.012273784	0.014762661	0.017643759	0.064519628	0.092850244	0.000219421	0.003196781	0.002415347	1.49E-06	1.2835E-06	5106.580244	0	1564.014771	0
Statewide Totals	2031	Construction and Mining - Misc - Rubber Tired Loaders	Aggregate	Aggregate	Diesel	0.000334049	0.000401787	0.000480201	0.001371358	0.002538982	5.86051E-06	8.53829E-05	6.45115E-05	3.48353E-08	3.00074E-08	119.3884571	0	15.03377613	0
Statewide Totals	2031	Construction and Mining - Misc - Signal Boards	Aggregate	Aggregate	Diesel	0.027979838	0.033650074	0.040222154	0.179063181	0.211982029	0.596145993	0.007374695	0.005577976	1.14966E-05	8.17081E-06	32491.12331	11643.5	4545.120774	430809.5
Statewide Totals	2031	Construction and Mining - Misc - Skid Steer Loaders	Aggregate	Aggregate	Diesel	0.09462348	0.113811232	0.13602277	0.388454277	0.719198187	0.001660061	0.024196013	0.018281431	9.86752E-06	8.49997E-06	33818.26469	0	5997.137806	0
Statewide Totals	2031	Construction and Mining - Misc - Tractors/Loaders/Backhoes	Aggregate	Aggregate	Diesel	0.008946173	0.010760279	0.012860266	0.036726393	0.06799657	0.00015695	0.002286641	0.001727685	9.32924E-07	8.03629E-07	3197.346571	0	436.5155688	0
Statewide Totals	2031	Construction and Mining - Misc - Trenchers	Aggregate	Aggregate	Diesel	0.01108027	0.013327125	0.015928066	0.050990459	0.084046401	0.000195984	0.002855325	0.002157359	1.23727E-06	1.0658E-06	4240.409672	0	668.337712	0
Statewide Totals	2031	Construction and Mining - Off-Highway Tractors	Aggregate	Aggregate	Diesel	0.063332574	0.076632414	0.091198906	0.983605078	0.516148114	237.3436539	0.015955806	0.014679341	0.00219246	0.001937167	7700353.465	2722929.997	3912.115083	337582271.8
Statewide Totals	2031	Construction and Mining - Off-Highway Trucks	Aggregate	Aggregate	Diesel	0.383553329	0.464099528	0.552316794	3.474806916	3.565087922	1426.698496	0.090482495	0.083243896	0.013179029	0.011644521	46287661.46	5795658.24	4094.540647	2348108394
Statewide Totals	2031	Construction and Mining - Other	Aggregate	Aggregate	Diesel	0.088876379	0.107540418	0.127981985	1.15560508	0.87030942	317.9350715	0.037114232	0.034145094	0.002936801	0.002594943	10315053.25	2768981.853	5920.624972	476857030.3
Statewide Totals	2031	Construction and Mining - Pavers	Aggregate	Aggregate	Diesel	0.019011347	0.02300373	0.02737634	0.349573612	0.179685704	74.75631524	0.008390601	0.007719353	0.000690589	0.000610151	2425386.319	870037.21	2101.328965	112627173.7
Statewide Totals	2031	Construction and Mining - Paving Equipment	Aggregate	Aggregate	Diesel	0.01049357	0.012697219	0.01511074	0.192903615	0.103855022	43.50643084	0.003931309	0.003616804	0.000401924	0.000355094	1411518.235	580714.6875	1190.598457	76400392.09
Statewide Totals	2031	Construction and Mining - Rollers	Aggregate	Aggregate	Diesel	0.062776719	0.07595983	0.090398476	1.142417293	0.647594425	193.9234431	0.02451107	0.022550184	0.001791035	0.001582777	6291632.543	3946235.87	10954.12075	317006276.6
Statewide Totals	2031	Construction and Mining - Rough Terrain Forklifts	Aggregate	Aggregate	Diesel	0.036682229	0.044385497	0.052822409	1.240028625	0.569421564	210.5716511	0.013401326	0.01232922	0.001945739	0.001718658	6831765.318	3262223.334	11035.45609	327813258.6
Statewide Totals	2031	Construction and Mining - Rubber Tired Dozers	Aggregate	Aggregate	Diesel	0.062799328	0.075987187	0.090431032	0.639613471	0.632842679	124.0165035	0.029574496	0.027208536	0.00114471	0.001012206	4023578.878	786954.4226	975.6722418	195094772.8
Statewide Totals	2031	Construction and Mining - Rubber Tired Loaders	Aggregate	Aggregate	Diesel	0.480468595	0.581367	0.691874777	5.957796398	3.297200755	1713.065428	0.130824227	0.120358289	0.015823725	0.01398181	55578521.2	14697334.75	14302.6438	2976267786
Statewide Totals	2031	Construction and Mining - Scrapers	Aggregate	Aggregate	Diesel	0.322398958	0.390102739	0.4642545	3.398809811	2.900554052	1114.9523	0.125911451	0.115838535	0.010298615	0.009100091	36173399.47	3943315.347	8035.907118	1447907310
Statewide Totals	2031	Construction and Mining - Skid Steer Loaders	Aggregate	Aggregate	Diesel	0.043721205	0.052902658	0.062958536	1.238715933	0.694381586	204.1836867	0.014306458	0.013161941	0.001886468	0.00166652	6624514.846	5219003.792	14310.37496	341387116.3
Statewide Totals	2031	Construction and Mining - Surfacing Equipment	Aggregate	Aggregate	Diesel	0.003887264	0.00470359	0.005597661	0.062384682	0.046523978	23.43621004	0.001487598	0.00136859	0.000216563	0.000191283	760362.0244	185114.0451	657.1484988	48726273.14
Statewide Totals	2031	Construction and Mining - Tractors/Loaders/Backhoes	Aggregate	Aggregate	Diesel	0.420891433	0.509278634	0.606083664	8.966160406	4.538153218	1564.956404	0.127411277	0.117218375	0.014456171	0.012772964	50773287.05	27051107.83	43163.25042	2650562569
Statewide Totals	2031	Construction and Mining - Trenchers	Aggregate	Aggregate	Diesel	0.029714821	0.035954934	0.042789343	0.351414106	0.320186267	64.40456335	0.013738334	0.012639267	0.000594561	0.000525661	2089535.129	984992.2116	2593.030665	77444642.35
Statewide Totals	2031	Industrial - Aerial Lifts	Aggregate	Aggregate	Diesel	0.016649217	0.020145553	0.023974873	0.563657704	0.338619731	99.12757635	0.003706014	0.003409533	0.000915984	0.000809066	3216085.045	3095539.553	9726.03033	194662235.8
Statewide Totals	2031	Industrial - Forklifts	Aggregate	Aggregate	Diesel	0.133644648	0.161710024	0.192448293	2.688725654	1.33680263	417.3670945	0.046268391	0.04256692	0.003854756	0.003406494	13541015.73	14487101.1	18245.4135	1296654617
Statewide Totals	2031	Industrial - Misc - Aerial Lifts	Aggregate	Aggregate	Diesel	0.007541048	0.009070223	0.01084038	0.036827384	0.057134728	0.000133998	0.001956108	0.001477947	8.73639E-07	7.52561E-07	2994.161606	0	1396.203355	0
Statewide Totals	2031	Industrial - Misc - Other General Industrial Equipment	Aggregate	Aggregate	Diesel	0.00593618	0.007139918	0.008533351	0.028894009	0.04641686	0.000108498	0.001580722	0.001194323	6.86317E-07	5.912E-07	2352.166348	0	288.6851504	0
Statewide Totals	2031	Industrial - Misc - Sweepers/Scrubbers	Aggregate	Aggregate	Diesel	0.001467389	0.001764947	0.002109397	0.007805048	0.011664101	2.74576E-05	0.000400036	0.000302249	1.79507E-07	1.54629E-07	615.2121108	0	115.1077725	0
Statewide Totals	2031	Industrial - Other General Industrial Equipment	Aggregate	Aggregate	Diesel	0.061819809	0.074801968	0.089020524	0.968763086	0.579416363	201.5763315	0.015093865	0.013886356	0.001861819	0.001645239	6539922.08	4086650.141	4644.852538	360416006.2
Statewide Totals	2031	Industrial - Other Material Handling Equipment	Aggregate	Aggregate	Diesel	0.029615883	0.035835218	0.042646871	0.455849185	0.25244344	118.1847	0.008496456	0.007816739	0.001091788	0.000964608	3834372.434	1117001.281	1397.169168	187093910.7
Statewide Totals	2031	Light Commercial - Misc - Air Compressors	Aggregate	Aggregate	Diesel	0.01935909	0.023070545	0.027870905	0.243493245	0.182410199	30.59647709	0.002475843	0.002475843	0.00038714	0.000256768	1020740.046	921741.8	1318.159338	34104446.6
Statewide Totals	2031	Light Commercial - Misc - Generator Sets	Aggregate	Aggregate	Diesel	0.090851404	0.10890962	0.130671672	0.825813119	0.915184053	143.6873646	0.017581551	0.021458519	0.001636337	0.001194435	4749890.542	1855411.8	16185.07677	61228589.4
Statewide Totals	2031	Light Commercial - Misc - Pressure Washers	Aggregate	Aggregate	Diesel	0.000427206	0.000512641	0.00061435	0.004125259	0.004684823	0.743964199	9.07585E-05	0.000113148	8.37784E-06	6.04067E-06	24022.95235	18695.3	482.7610991	710421.4
Statewide Totals	2031	Light Commercial - Misc - Pumps	Aggregate	Aggregate	Diesel	0.051920852	0.062213227	0.074683247	0.481412647	0.501885316	79.35570912	0.009487466	0.011427009	0.00091251	0.000660401	2626132.683	968531.15	8427.893429	35835652.55
Statewide Totals	2031	Light Commercial - Misc - Welders	Aggregate	Aggregate	Diesel	0.098058624	0.11707208	0.141131206	1.138622237	0.959696659	158.878613	0.014717523	0.0159106	0.00195411	0.001329341	5285084.479	3634768.55	9600.323764	167199353.3
Statewide Totals	2032	Construction and Mining - Bore/Drill Rigs	Aggregate	Aggregate	Diesel	0.018621597	0.022532133	0.0268151	0.313956385	0.188355672	107.7397048	0.005706889	0.005250338	0.000995548	0.000879357	3495496.067	609098.412	1606.480155	134676983.1
Statewide Totals	2032	Construction and Mining - Cranes	Aggregate	Aggregate	Diesel	0.081150177	0.098191715	0.116856256	0.931492037	0.803961398	254.772716	0.036160483	0.033267644	0.002353066	0.002079421	8265820.189	2400201.979	4832.957568	554713802.4
Statewide Totals	2032	Construction and Mining - Crawler Tractors	Aggregate	Aggregate	Diesel	0.189761992	0.22961201	0.273257268	2.32480581	1.790756825	629.2040474	0.082987426	0.076348432	0.005811611	0.005135479	20413832.37	4335470.678	8902.239453	919655702
Statewide Totals	2032	Construction and Mining - Excavators	Aggregate	Aggregate	Diesel	0.225744558	0.273150915	0.325072163	3.900663174	1.76796182	1133.651304	0.054112037	0.049783074	0.010474396	0.00925271	36780068.05	11741714.24	17302.62976	1850600545
Statewide Totals	2032	Construction and Mining - Graders	Aggregate	Aggregate	Diesel	0.134931176	0.163266723	0.194300893	1.532602764	1.123022722	425.8808853	0.049005436	0.045085001	0.003933432	0.003475983	13817236.3	3468690.354	5593.634381	652505094.2
Statewide Totals	2032	Construction and Mining - Misc - Bore/Drill Rigs	Aggregate	Aggregate	Diesel	0.002161876	0.002600261	0.003107731	0.009528109	0.016411367	3.81167E-05	0.000555329	0.000419582	2.35152E-07	2.02562E-07	805.9184327	0	131.5885519	0
Statewide Totals	2032	Construction and Mining - Misc - Cement And Mortar Mixers	Aggregate	Aggregate	Diesel	0.002620152	0.003151465	0.003766511	0.015352269	0.019772286	4.7298E-05	0.000689194	0.000520724	3.41548E-07	2.94213E-07	1170.563984	0	905.1299823	0
Statewide Totals	2032	Construction and Mining - Misc - Concrete/Industrial Saws	Aggregate	Aggregate	Diesel	0.001011736	0.001208661	0.001455998	0.011532587	0.010361174	1.363960752	0.00016757	0.0001389	1.76704E-05	1.14113E-05	45360.58886	32674.8	82.90387103	1078268.4
Statewide Totals	2032	Construction and Mining - Misc - Dumpers/Tenders	Aggregate	Aggregate	Diesel	0.000264832	0.000318534	0.000380699	0.001087203	0.002012888	4.64616E-06	6.76909E-05	5.11442E-05	2.76172E-08	2.37897E-08	94.65030462	0	38.25708651	0
Statewide Totals	2032	Construction and Mining - Misc - Excavators	Aggregate	Aggregate	Diesel	0.001889525	0.002272682	0.002716222	0.007756997	0.014361581	3.31496E-05	0.000482963	0.000364905	1.97043E-07	1.69735E-07	675.3128397	0	60.02999985	0
Statewide Totals	2032	Construction and Mining - Misc - Other	Aggregate	Aggregate	Diesel	0.005621069	0.00676091	0.008080379	0.033264993	0.042407715	0.000101565	0.001479716	0.001118008	7.37628E-07	6.35399E-07	2528.019081	0	580.7097372	0
Statewide Totals	2032	Construction and Mining - Misc - Pavers	Aggregate	Aggregate	Diesel	0.000500267	0.000601711	0.000719141	0.002053727	0.003802343	8.77661E-06	0.000127868	9.66116E-05	5.21688E-08	4.49387E-08	178.7944508	0	23.80999994	0
Statewide Totals	2032	Construction and Mining - Misc - Paving Equipment	Aggregate	Aggregate	Diesel	0.000840875	0.001011388	0.001208771	0.003452014	0.006391183	1.47522E-05	0.000214928	0.00016239	8.76881E-08	7.55353E-08	300.5273055	0	58.56678493	0
Statewide Totals	2032	Construction and Mining - Misc - Plate Compactors	Aggregate	Aggregate	Diesel	0.001793672	0.002157393	0.002578432	0.011316438	0.01351046	3.26122E-05	0.000475134	0.00035899	2.45805E-07	2.11739E-07	842.4298276	0	523.6599953	0
Statewide Totals	2032	Construction and Mining - Misc - Rollers	Aggregate	Aggregate	Diesel	0.012416062	0.014933791	0.017848289	0.065262439	0.093926744	0.000221963	0.003233819	0.00244333	1.5072E-06	1.29832E-06	5165.516182	0	1581.928462	0
Statewide Totals	2032	Construction and Mining - Misc - Rubber Tired Loaders	Aggregate	Aggregate	Diesel	0.000337578	0.000406033	0.000485275	0.001385849	0.002565811	5.92243E-06	8.62851E-05	6.51932E-05	3.52034E-08	3.03245E-08	120.6499595	0	15.19262839	0
Statewide Totals	2032	Construction and Mining - Misc - Signal Boards	Aggregate	Aggregate	Diesel	0.028313125	0.034050988	0.040701243	0.181232874	0.214534972	0.603409584	0.007459433	0.005641252	1.16366E-05	8.27396E-06	32901.31604	11811.4	4600.505721	437021.8
Statewide Totals	2032	Construction and Mining - Misc - Skid Steer Loaders	Aggregate	Aggregate	Diesel	0.095567966	0.114947234	0.137380475	0.392331636	0.726376883	0.00167663	0.024426693	0.018455728	9.96601E-06	8.58482E-06	34155.82168	0	6056.998267	0
Statewide Totals	2032	Construction and Mining - Misc - Tractors/Loaders/Backhoes	Aggregate	Aggregate	Diesel	0.009056194	0.010892609	0.013018426	0.037178064	0.068832802	0.000158881	0.002314763	0.001748932	9.44398E-07	8.13513E-07	3236.667964	0	441.8838887	0
Statewide Totals	2032	Construction and Mining - Misc - Trenchers	Aggregate	Aggregate	Diesel	0.011164834	0.013428841	0.016049627	0.051381512	0.084687773	0.00019748	0.002877125	0.002173828	1.24674E-06	1.07395E-06	4272.868776	0	673.5320299	0

Region	Calendar Year	Vehicle Category	Model Year	Horsepower Bin	Fuel	HC_tpd	ROG_tpd	TOG_tpd	CO_tpd	NOx_tpd	CO2_tpd	PM10_tpd	PM2.5_tpd	SOx_tpd	NH3_tpd	Fuel Consumption	Total_Activity_hpy	Total_Population	Horsepower_Hours_hhpy
Statewide Totals	2032	Construction and Mining - Off-Highway Tractors	Aggregate	Aggregate	Diesel	0.062703918	0.075871741	0.090293642	0.993441683	0.503926057	239.9237509	0.014860255	0.013671434	0.002216333	0.001958225	7784061.87	2752530.213	3938.890346	341252035
Statewide Totals	2032	Construction and Mining - Off-Highway Trucks	Aggregate	Aggregate	Diesel	0.384233886	0.464923003	0.553296796	3.502395942	3.485668022	1442.207739	0.08825861	0.081197921	0.013322399	0.011771106	46790841.78	5858661.231	4122.564465	2373634029
Statewide Totals	2032	Construction and Mining - Other	Aggregate	Aggregate	Diesel	0.086785108	0.105009981	0.124970556	1.165097554	0.839439351	321.3912554	0.03471281	0.031935785	0.002968818	0.002623152	10427185.33	2799082.686	5961.14686	482040810.7
Statewide Totals	2032	Construction and Mining - Pavers	Aggregate	Aggregate	Diesel	0.018674937	0.022596674	0.02689191	0.352852431	0.174662677	75.56897039	0.008026038	0.007383955	0.000698112	0.000616784	2451752.02	879495.143	2115.710861	113851512.5
Statewide Totals	2032	Construction and Mining - Paving Equipment	Aggregate	Aggregate	Diesel	0.010194771	0.012335672	0.01468047	0.194592559	0.099839154	43.97937717	0.00366934	0.003375793	0.000406305	0.000358954	1426862.458	587027.4756	1198.74714	77230919.55
Statewide Totals	2032	Construction and Mining - Rollers	Aggregate	Aggregate	Diesel	0.061133953	0.073972083	0.088032892	1.150236713	0.635886734	196.031531	0.023363954	0.021494838	0.001810575	0.001599983	6360027.134	3989134.305	11029.09285	320452363.8
Statewide Totals	2032	Construction and Mining - Rough Terrain Forklifts	Aggregate	Aggregate	Diesel	0.036001794	0.043562171	0.051842583	1.252364295	0.56454471	212.8607171	0.012579578	0.011573212	0.001966923	0.001737341	6906031.542	3297686.058	11110.98485	331376825.5
Statewide Totals	2032	Construction and Mining - Rubber Tired Dozers	Aggregate	Aggregate	Diesel	0.061028477	0.073844458	0.087881008	0.615918606	0.599573184	125.3646525	0.027541434	0.025338119	0.001157228	0.001023209	4067318.087	795509.1857	982.3499289	197215593.9
Statewide Totals	2032	Construction and Mining - Rubber Tired Loaders	Aggregate	Aggregate	Diesel	0.476333504	0.576363539	0.685920245	5.994006253	3.12394483	1731.687687	0.12289915	0.113067218	0.015996021	0.014133802	56182699.88	14857105.39	14400.53382	3008621967
Statewide Totals	2032	Construction and Mining - Scrapers	Aggregate	Aggregate	Diesel	0.319118619	0.386133529	0.459530811	3.410671652	2.784958118	1127.072637	0.121399426	0.111687472	0.010410772	0.009199015	36566630.45	3986182.033	8090.906401	1463647109
Statewide Totals	2032	Construction and Mining - Skid Steer Loaders	Aggregate	Aggregate	Diesel	0.042868112	0.051870416	0.061730081	1.250768241	0.6886229	206.4033109	0.013509674	0.0124289	0.001907015	0.001684636	6696528.108	5275738.133	14408.3179	345098240.9
Statewide Totals	2032	Construction and Mining - Surfacing Equipment	Aggregate	Aggregate	Diesel	0.003844582	0.004651944	0.005536198	0.062985259	0.0454278	23.69097857	0.001443139	0.001327688	0.00021892	0.000193363	768627.7089	187126.3685	661.6461486	49255962.93
Statewide Totals	2032	Construction and Mining - Tractors/Loaders/Backhoes	Aggregate	Aggregate	Diesel	0.41806763	0.505861833	0.602017388	9.054775704	4.496205377	1581.968611	0.122270512	0.112488871	0.014613542	0.012911815	51325229.35	27345172.91	43458.66795	2679376099
Statewide Totals	2032	Construction and Mining - Trenchers	Aggregate	Aggregate	Diesel	0.028843999	0.034901238	0.041535358	0.352018711	0.314968137	65.10468748	0.0130389	0.011995788	0.00060106	0.000531376	2112249.885	995699.7885	2610.777862	78286521.55
Statewide Totals	2032	Industrial - Aerial Lifts	Aggregate	Aggregate	Diesel	0.016636742	0.020130457	0.023956908	0.569577008	0.341226824	100.2051647	0.003656896	0.003364344	0.000925947	0.000817861	3251046.213	3129190.305	9792.597139	196778354.9
Statewide Totals	2032	Industrial - Forklifts	Aggregate	Aggregate	Diesel	0.131488462	0.159101039	0.189343386	2.715156485	1.307321187	421.9041764	0.043723735	0.040225836	0.003896769	0.003443525	13688216.36	14644586.35	18370.28859	1310750190
Statewide Totals	2032	Industrial - Misc - Aerial Lifts	Aggregate	Aggregate	Diesel	0.007599457	0.009140475	0.010924344	0.037116999	0.057577126	0.000135037	0.001968899	0.001487613	8.80471E-07	7.58446E-07	3017.575588	0	1407.121072	0
Statewide Totals	2032	Industrial - Misc - Other General Industrial Equipment	Aggregate	Aggregate	Diesel	0.005981253	0.007194132	0.008598149	0.029109046	0.046768064	0.000109317	0.001592665	0.001203346	6.91464E-07	5.95633E-07	2369.804652	0	290.7897072	0
Statewide Totals	2032	Industrial - Misc - Sweepers/Scrubbers	Aggregate	Aggregate	Diesel	0.001479105	0.001779037	0.002126236	0.007868968	0.011757686	2.76784E-05	0.000403252	0.000304679	1.80964E-07	1.55884E-07	620.2055733	0	116.0548633	0
Statewide Totals	2032	Industrial - Other General Industrial Equipment	Aggregate	Aggregate	Diesel	0.060868073	0.073650369	0.087650026	0.977200832	0.570948501	203.7676119	0.014270571	0.013128925	0.001882107	0.001663124	6611015.758	4131074.98	4676.642795	364333988.6
Statewide Totals	2032	Industrial - Other Material Handling Equipment	Aggregate	Aggregate	Diesel	0.028616216	0.034625621	0.041207351	0.460125698	0.235095637	119.4694531	0.006986286	0.006427383	0.001103696	0.000975094	3876054.832	1129143.892	1406.73166	189127756.6
Statewide Totals	2032	Light Commercial - Misc - Air Compressors	Aggregate	Aggregate	Diesel	0.019057135	0.022711348	0.027436057	0.244285398	0.181973221	30.76624143	0.002211967	0.002233514	0.00038929	0.000258172	1026321.963	926972.25	1325.589322	34297973.25
Statewide Totals	2032	Light Commercial - Misc - Generator Sets	Aggregate	Aggregate	Diesel	0.090327844	0.10829036	0.129917006	0.829105696	0.916140162	144.4852368	0.016956095	0.020878016	0.001645426	0.001201026	4776103.739	1865836.2	16274.68997	61572594.6
Statewide Totals	2032	Light Commercial - Misc - Pressure Washers	Aggregate	Aggregate	Diesel	0.000425982	0.000511204	0.000612582	0.004144072	0.004692158	0.748157469	8.83693E-05	0.000110919	8.42496E-06	6.06452E-06	24117.79503	18830.35	485.4608786	715553.3
Statewide Totals	2032	Light Commercial - Misc - Pumps	Aggregate	Aggregate	Diesel	0.051557956	0.061783452	0.074160276	0.48325188	0.502231299	79.7962293	0.009100659	0.011070239	0.000917577	0.000664032	2640569.062	973998.85	8474.439687	36037957.45
Statewide Totals	2032	Light Commercial - Misc - Welders	Aggregate	Aggregate	Diesel	0.096724303	0.11548606	0.139209406	1.14245673	0.958273676	159.7668977	0.01350498	0.014795193	0.001965025	0.001336634	5314081.642	3654996.85	9654.501371	168129855.1
Statewide Totals	2033	Construction and Mining - Bore/Drill Rigs	Aggregate	Aggregate	Diesel	0.018367758	0.022224987	0.026449571	0.316691639	0.182345691	108.8983182	0.005256502	0.004835982	0.001006268	0.000888813	3533086.004	615648.547	1617.345891	136125275.2
Statewide Totals	2033	Construction and Mining - Cranes	Aggregate	Aggregate	Diesel	0.079834489	0.096599731	0.114961663	0.938994865	0.775306679	257.5124961	0.033834732	0.031127953	0.002378436	0.002101782	8354709.336	2426013.321	4865.646201	560679095.1
Statewide Totals	2033	Construction and Mining - Crawler Tractors	Aggregate	Aggregate	Diesel	0.187106055	0.226398326	0.269432719	2.333880993	1.734249905	635.9703948	0.078968462	0.072650985	0.005874249	0.005190705	20633359.06	4382093.552	8962.451453	929545514.4
Statewide Totals	2033	Construction and Mining - Excavators	Aggregate	Aggregate	Diesel	0.224425556	0.271554923	0.3231728	3.934392534	1.729101691	1145.842386	0.051427106	0.047312937	0.010587148	0.009352212	37175594.31	11867982.53	17419.6594	1870501571
Statewide Totals	2033	Construction and Mining - Graders	Aggregate	Aggregate	Diesel	0.133428418	0.161448386	0.192136922	1.546335155	1.07432379	430.4607319	0.046505061	0.042784656	0.00397582	0.003513363	13965824.38	3505992.028	5631.467998	659522016.9
Statewide Totals	2033	Construction and Mining - Misc - Bore/Drill Rigs	Aggregate	Aggregate	Diesel	0.002180472	0.002622627	0.003134463	0.00961251	0.016552462	3.84453E-05	0.000560117	0.000423199	2.37211E-07	2.04335E-07	812.9750766	0	132.7578952	0
Statewide Totals	2033	Construction and Mining - Misc - Cement And Mortar Mixers	Aggregate	Aggregate	Diesel	0.00265188	0.003189628	0.00381212	0.015537325	0.020011745	4.78705E-05	0.000697443	0.000526958	3.45672E-07	2.97765E-07	1184.695378	0	915.98995	0
Statewide Totals	2033	Construction and Mining - Misc - Concrete/Industrial Saws	Aggregate	Aggregate	Diesel	0.001012375	0.001209473	0.001456907	0.011658681	0.010427112	1.380376	0.00015955	0.000131349	1.7883E-05	1.15365E-05	45858.45467	33058.05	83.93042853	1090915.65
Statewide Totals	2033	Construction and Mining - Misc - Dumpers/Tenders	Aggregate	Aggregate	Diesel	0.000267784	0.000322085	0.000384943	0.001099322	0.002035324	4.69796E-06	6.84454E-05	5.17144E-05	2.7925E-08	2.40549E-08	95.70537301	0	38.68353887	0
Statewide Totals	2033	Construction and Mining - Misc - Excavators	Aggregate	Aggregate	Diesel	0.001911873	0.002299562	0.002748349	0.007848741	0.014531442	3.35416E-05	0.000488674	0.000369221	1.99374E-07	1.71742E-07	683.3000519	0	60.74000087	0
Statewide Totals	2033	Construction and Mining - Misc - Other	Aggregate	Aggregate	Diesel	0.005692313	0.006846601	0.008182791	0.03368705	0.042945189	0.000102852	0.001498474	0.00113218	7.46983E-07	6.43458E-07	2560.082761	0	588.0755953	0
Statewide Totals	2033	Construction and Mining - Misc - Pavers	Aggregate	Aggregate	Diesel	0.00050741	0.000610303	0.00072941	0.002083053	0.003856641	8.90194E-06	0.000129694	9.79911E-05	5.29137E-08	4.55804E-08	181.347588	0	24.15000035	0
Statewide Totals	2033	Construction and Mining - Misc - Paving Equipment	Aggregate	Aggregate	Diesel	0.000850401	0.001022845	0.001222465	0.003491118	0.006463585	1.49193E-05	0.000217362	0.00016423	8.86814E-08	7.63911E-08	303.9317451	0	59.23024236	0
Statewide Totals	2033	Construction and Mining - Misc - Plate Compactors	Aggregate	Aggregate	Diesel	0.001815183	0.002183265	0.002609356	0.011452153	0.013672486	3.30033E-05	0.000480832	0.000363295	2.48753E-07	2.14278E-07	852.5327349	0	529.9400264	0
Statewide Totals	2033	Construction and Mining - Misc - Rollers	Aggregate	Aggregate	Diesel	0.012555766	0.015101827	0.018049118	0.065998596	0.094983543	0.000224461	0.003270211	0.002470827	1.52419E-06	1.31295E-06	5223.731452	0	1599.805744	0
Statewide Totals	2033	Construction and Mining - Misc - Rubber Tired Loaders	Aggregate	Aggregate	Diesel	0.000341867	0.000411191	0.00049144	0.001403455	0.002598406	5.99767E-06	8.73812E-05	6.60214E-05	3.56506E-08	3.07097E-08	122.1826813	0	15.38563393	0
Statewide Totals	2033	Construction and Mining - Misc - Signal Boards	Aggregate	Aggregate	Diesel	0.02864905	0.03445506	0.041184144	0.183410435	0.217096216	0.610671623	0.007545081	0.00570533	1.17767E-05	8.36987E-06	33282.67339	11957.4	4655.917571	442423.8
Statewide Totals	2033	Construction and Mining - Misc - Skid Steer Loaders	Aggregate	Aggregate	Diesel	0.096533032	0.116107998	0.138767778	0.396293498	0.733712018	0.001693562	0.024670984	0.0186403	1.00667E-05	8.67151E-06	34500.73575	0	6118.163351	0
Statewide Totals	2033	Construction and Mining - Misc - Tractors/Loaders/Backhoes	Aggregate	Aggregate	Diesel	0.009171029	0.011030729	0.013183501	0.037649486	0.069705609	0.000160895	0.002344114	0.001771109	9.56373E-07	8.23828E-07	3277.709449	0	447.4870512	0
Statewide Totals	2033	Construction and Mining - Misc - Trenchers	Aggregate	Aggregate	Diesel	0.011245426	0.013525773	0.016165477	0.051765742	0.085298674	0.000198909	0.00289795	0.002189563	1.25594E-06	1.08188E-06	4304.391854	0	679.0512508	0
Statewide Totals	2033	Construction and Mining - Off-Highway Tractors	Aggregate	Aggregate	Diesel	0.062185645	0.07524463	0.089547328	1.003372535	0.50003412	242.5038479	0.013526075	0.012443989	0.002240203	0.001979284	7867770.274	2782130.429	3965.531785	344921798.2
Statewide Totals	2033	Construction and Mining - Off-Highway Trucks	Aggregate	Aggregate	Diesel	0.382334853	0.462625172	0.550562188	3.534392195	3.358934399	1457.716982	0.082621602	0.076011874	0.013465846	0.01189769	47294022.1	5921664.223	4150.448218	2399159663
Statewide Totals	2033	Construction and Mining - Other	Aggregate	Aggregate	Diesel	0.084620521	0.102390831	0.12185355	1.172707575	0.804669386	324.8474393	0.031944579	0.029389012	0.003000837	0.002651361	10539317.41	2829183.519	6001.466217	487224591.1
Statewide Totals	2033	Construction and Mining - Pavers	Aggregate	Aggregate	Diesel	0.018034533	0.021821785	0.025969727	0.356049437	0.167414874	76.38162554	0.007394817	0.006803231	0.000705645	0.000623417	2478117.721	888953.076	2130.020877	115075851.2
Statewide Totals	2033	Construction and Mining - Paving Equipment	Aggregate	Aggregate	Diesel	0.010029987	0.012136284	0.014443181	0.196479023	0.098019657	44.4523235	0.003416815	0.00314347	0.000410683	0.000362814	1442206.681	593340.2638	1206.855096	78061447
Statewide Totals	2033	Construction and Mining - Rollers	Aggregate	Aggregate	Diesel	0.059497262	0.071991688	0.085676058	1.159130292	0.62713505	198.1396189	0.022059452	0.020294696	0.001830114	0.001617189	6428421.725	4032032.74	11103.69023	323898451.1
Statewide Totals	2033	Construction and Mining - Rough Terrain Forklifts	Aggregate	Aggregate	Diesel	0.034970404	0.042314189	0.050357382	1.2647539	0.56081632	215.1497831	0.011491837	0.01057249	0.001988117	0.001756024	6980297.766	3333148.783	11186.13613	334940392.4
Statewide Totals	2033	Construction and Mining - Rubber Tired Dozers	Aggregate	Aggregate	Diesel	0.060021855	0.072626445	0.086431471	0.591020536	0.576830027	126.7128015	0.026220883	0.024123212	0.001169722	0.001034213	4111057.296	804063.9487	988.9942407	199336415
Statewide Totals	2033	Construction and Mining - Rubber Tired Loaders	Aggregate	Aggregate	Diesel	0.474026849	0.573572487	0.682598662	6.044949737	3.0033436	1750.309945	0.115942994	0.106667555	0.016168263	0.014285794	56786878.55	15016876.04	14497.93459	3040976148
Statewide Totals	2033	Construction and Mining - Scrapers	Aggregate	Aggregate	Diesel	0.316160994	0.382554802	0.455271831	3.423251176	2.661542288	1139.192974	0.114471198	0.105313503	0.010522919	0.00929794	36959861.44	4029048.72	8145.630795	1479386907
Statewide Totals	2033	Construction and Mining - Skid Steer Loaders	Aggregate	Aggregate	Diesel	0.041998869	0.050818632	0.060478372	1.262871806	0.684299552	208.622935	0.012567827	0.011562401	0.001927563	0.001702752	6768541.37	5332472.474	14505.77131	348809365.5
Statewide Totals	2033	Construction and Mining - Surfacing Equipment	Aggregate	Aggregate	Diesel	0.003838353	0.004644407	0.005527228	0.063657284	0.045061904	23.94574711	0.001383869	0.001273159	0.000221275	0.000195442	776893.3934	189138.6919	666.121319	49785652.71
Statewide Totals	2033	Construction and Mining - Tractors/Loaders/Backhoes	Aggregate	Aggregate	Diesel	0.415490845	0.502743923	0.598306817	9.142948227	4.451386514	1598.980818	0.114985739	0.10578688	0.014770906	0.013050666	51877171.66	27639237.99	43752.60897	2708189629
Statewide Totals	2033	Construction and Mining - Trenchers	Aggregate	Aggregate	Diesel	0.028012649	0.033895305	0.040338214	0.350368636	0.311637057	65.8048116	0.012452513	0.011456312	0.000607558	0.00053709	2134964.641	1006407.365	2628.436358	79128400.76
Statewide Totals	2033	Industrial - Aerial Lifts	Aggregate	Aggregate	Diesel	0.016441972	0.019894786	0.023676439	0.575388818	0.343235627	101.2827531	0.003410023	0.003137221	0.000935916	0.000826656	3286007.381	3162841.056	9858.831244	198894474
Statewide Totals	2033	Industrial - Forklifts	Aggregate	Aggregate	Diesel	0.129282552	0.156431888	0.186166875	2.741634724	1.283728354	426.4412582	0.040782697	0.037520082	0.003938782	0.003480556	13835416.98	14802071.61	18494.53955	1324845762
Statewide Totals	2033	Industrial - Misc - Aerial Lifts	Aggregate	Aggregate	Diesel	0.007652794	0.009204629	0.011001012	0.037376244	0.057981257	0.000135985	0.001981388	0.001497049	8.86632E-07	7.63753E-07	3038.689939	0	1416.966992	0
Statewide Totals	2033	Industrial - Misc - Other General Industrial Equipment	Aggregate	Aggregate	Diesel	0.006034416	0.007258075	0.00867457	0.029361277	0.047181886	0.000110283	0.001606729	0.001213973	6.97513E-07	6.00844E-07	2390.536917	0	293.2440121	0
Statewide Totals	2033	Industrial - Misc - Sweepers/Scrubbers	Aggregate	Aggregate	Diesel	0.001498666	0.001802567	0.002154358	0.007979137	0.011914935	2.80503E-05	0.000408671	0.000308774	1.83448E-07	1.58024E-07	628.7189227	0	117.696521	0
Statewide Totals	2033	Industrial - Other General Industrial Equipment	Aggregate	Aggregate	Diesel	0.060348196	0.073021318	0.086901403	0.986491535	0.563561002	205.9588922	0.01312751	0.012077309	0.001902382	0.001681009	6682109.435	4175499.819	4708.274164	368251970.9
Statewide Totals	2033	Industrial - Other Material Handling Equipment	Aggregate	Aggregate	Diesel	0.028361766	0.034317737	0.040840944	0.464340984	0.229561827	120.7542061	0.006526366	0.006004257	0.001115582	0.00098558	3917737.231	1141286.502	1416.246359	191161602.6
Statewide Totals	2033	Light Commercial - Misc - Air Compressors	Aggregate	Aggregate	Diesel	0.018887849	0.022510103	0.027192243	0.245475741	0.181827186	30.95371986	0.001994987	0.002034521	0.000391654	0.000259736	1032539.794	932447.25	1333.679206	34500548.25
Statewide Totals	2033	Light Commercial - Misc - Generator Sets	Aggregate	Aggregate	Diesel	0.090116835	0.108043543	0.12961231	0.833264841	0.918030866	145.3514564	0.016449523	0.020415064	0.001655291	0.001208161	4804474.646	1877016.15	16372.19319	61941532.95
Statewide Totals	2033	Light Commercial - Misc - Pressure Washers	Aggregate	Aggregate	Diesel	0.000425878	0.000511103	0.000612429	0.004165999	0.004703902	0.752660276	8.64888E-05	0.00010921	8.47563E-06	6.11335E-06	24311.98071	18910.65	488.3606073	718604.7
Statewide Totals	2033	Light Commercial - Misc - Pumps	Aggregate	Aggregate	Diesel	0.05139319	0.061589731	0.073922548	0.485633677	0.503121289	80.27556204	0.008787065	0.010785515	0.000923088	0.000667983	2656279.044	979809.65	8525.405799	36252957.05
Statewide Totals	2033	Light Commercial - Misc - Welders	Aggregate	Aggregate	Diesel	0.095961719	0.114580576	0.138110885	1.147850152	0.958060245	160.7214051	0.012506764	0.013880151	0.001976777	0.001344521	5345437.357	3676915.1	9711.768516	169138094.6
Statewide Totals	2034	Construction and Mining - Bore/Drill Rigs	Aggregate	Aggregate	Diesel	0.018220001	0.022046202	0.026236802	0.319892136	0.178451601	110.0569317	0.004813101	0.004428053	0.001016984	0.00089827	3570675.942	622198.6821	1628.157857	137573567.3
Statewide Totals	2034	Construction and Mining - Cranes	Aggregate	Aggregate	Diesel	0.078520783	0.095010148	0.113069928	0.944859301	0.749430463	260.2522762	0.032259611	0.029678842	0.002403806	0.002124144	8443598.484	2451824.662	4898.173073	566644387.8
Statewide Totals	2034	Construction and Mining - Crawler Tractors	Aggregate	Aggregate	Diesel	0.183602155	0.222158607	0.264387103	2.345233712	1.675402079	642.7367422	0.073919047	0.068005523	0.005936912	0.005245931	20852885.75	4428716.426	9022.36549	939435326.9
Statewide Totals	2034	Construction and Mining - Excavators	Aggregate	Aggregate	Diesel	0.223355705	0.270260403	0.321632216	3.971279544	1.693955107	1158.033469	0.048316499	0.044451179	0.010699893	0.009451713	37571120.56	11994250.82	17536.10992	1890402597
Statewide Totals	2034	Construction and Mining - Graders	Aggregate	Aggregate	Diesel	0.129743515	0.156989653	0.186830662	1.558805202	1.002687913	435.0405786	0.042858516	0.039429835	0.004018274	0.003550743	14114412.46	3543293.702	5669.114392	666538939.6
Statewide Totals	2034	Construction and Mining - Misc - Bore/Drill Rigs	Aggregate	Aggregate	Diesel	0.002201501	0.002647923	0.003164693	0.009706101	0.016712072	3.88163E-05	0.000565522	0.000427284	2.39512E-07	2.06317E-07	820.8607868	0	134.0518467	0
Statewide Totals	2034	Construction and Mining - Misc - Cement And Mortar Mixers	Aggregate	Aggregate	Diesel	0.002684038	0.003228307	0.00385835	0.01572525	0.020254436	4.84508E-05	0.00070587	0.000533324	3.49856E-07	3.01369E-07	1199.036696	0	927.0399718	0

Region	Calendar Year	Vehicle Category	Model Year	Horsepower Bin	Fuel	HC_tpd	ROG_tpd	TOG_tpd	CO_tpd	NOx_tpd	CO2_tpd	PM10_tpd	PM2.5_tpd	SOx_tpd	NH3_tpd	Fuel Consumption	Total_Activity_hpy	Total_Population	Horsepower_Hours_hhpy
Statewide Totals	2034	Construction and Mining - Misc - Concrete/Industrial Saws	Aggregate	Aggregate	Diesel	0.001017034	0.001215074	0.001463606	0.01179053	0.010504397	1.39679417	0.000153465	0.000125564	1.80957E-05	1.16765E-05	46414.84893	33466.85	84.9538501	1104406.05
Statewide Totals	2034	Construction and Mining - Misc - Dumpers/Tenders	Aggregate	Aggregate	Diesel	0.000270947	0.000325889	0.00038949	0.001112308	0.002059367	4.75346E-06	6.9254E-05	5.23253E-05	2.82549E-08	2.4339E-08	96.83591191	0	39.14049583	0
Statewide Totals	2034	Construction and Mining - Misc - Excavators	Aggregate	Aggregate	Diesel	0.001932017	0.002323793	0.002777307	0.007931443	0.014684558	3.3895E-05	0.000493824	0.000373111	2.01475E-07	1.73552E-07	690.4997679	0	61.37999789	0
Statewide Totals	2034	Construction and Mining - Misc - Other	Aggregate	Aggregate	Diesel	0.005766714	0.006936088	0.008289744	0.034125711	0.043506556	0.000104196	0.001518052	0.001146974	7.56723E-07	6.51847E-07	2593.460439	0	595.7408019	0
Statewide Totals	2034	Construction and Mining - Misc - Pavers	Aggregate	Aggregate	Diesel	0.000512453	0.000616368	0.00073666	0.002103755	0.003894966	8.9904E-06	0.000130983	9.8965E-05	5.34396E-08	4.60334E-08	183.1497916	0	24.38999916	0
Statewide Totals	2034	Construction and Mining - Misc - Paving Equipment	Aggregate	Aggregate	Diesel	0.00086051	0.001035004	0.001236996	0.003532619	0.006540418	1.50967E-05	0.000219946	0.000166182	8.97357E-08	7.72991E-08	307.5446227	0	59.93431972	0
Statewide Totals	2034	Construction and Mining - Misc - Plate Compactors	Aggregate	Aggregate	Diesel	0.001837242	0.002209797	0.002641065	0.011591324	0.013838638	3.34044E-05	0.000486676	0.00036771	2.51776E-07	2.16882E-07	862.8929675	0	536.3800094	0
Statewide Totals	2034	Construction and Mining - Misc - Rollers	Aggregate	Aggregate	Diesel	0.012695666	0.015270089	0.018250222	0.066737599	0.096041741	0.000226963	0.003306665	0.002498369	1.54122E-06	1.32762E-06	5282.120095	0	1617.7853	0
Statewide Totals	2034	Construction and Mining - Misc - Rubber Tired Loaders	Aggregate	Aggregate	Diesel	0.000346337	0.000416567	0.000497864	0.001421803	0.002632378	6.07608E-06	8.85236E-05	6.68845E-05	3.61167E-08	3.11112E-08	123.7801719	0	15.58679501	0
Statewide Totals	2034	Construction and Mining - Misc - Signal Boards	Aggregate	Aggregate	Diesel	0.028985866	0.034860175	0.041668316	0.185584972	0.219654411	0.617934931	0.007631283	0.005769952	1.19167E-05	8.48127E-06	33725.64867	12088.8	4711.259127	447285.6
Statewide Totals	2034	Construction and Mining - Misc - Skid Steer Loaders	Aggregate	Aggregate	Diesel	0.097497908	0.117268531	0.140154799	0.400254562	0.741045674	0.001710489	0.02491921	0.01882785	1.01673E-05	8.75819E-06	34845.58004	0	6179.31609	0
Statewide Totals	2034	Construction and Mining - Misc - Tractors/Loaders/Backhoes	Aggregate	Aggregate	Diesel	0.009284519	0.011167232	0.013346641	0.038115389	0.070568202	0.000162886	0.002373122	0.001793026	9.68208E-07	8.34023E-07	3318.270364	0	453.0246069	0
Statewide Totals	2034	Construction and Mining - Misc - Trenchers	Aggregate	Aggregate	Diesel	0.011342435	0.013642453	0.01630493	0.052222945	0.086034172	0.000200628	0.002922995	0.002208485	1.26693E-06	1.09135E-06	4342.065594	0	685.4335705	0
Statewide Totals	2034	Construction and Mining - Off-Highway Tractors	Aggregate	Aggregate	Diesel	0.061040461	0.073858958	0.087898264	1.013002089	0.488913556	245.0839449	0.012119317	0.011149771	0.002264091	0.002000342	7951478.679	2811730.645	3992.041386	348591561.3
Statewide Totals	2034	Construction and Mining - Off-Highway Trucks	Aggregate	Aggregate	Diesel	0.381052492	0.461073515	0.548715588	3.549188989	3.282251553	1473.226225	0.077832963	0.071606326	0.013609275	0.012024274	47797202.41	5984667.215	4178.193987	2424685298
Statewide Totals	2034	Construction and Mining - Other	Aggregate	Aggregate	Diesel	0.083055173	0.10049676	0.119599449	1.182263308	0.780630956	328.3036232	0.029901485	0.027509366	0.003032838	0.00267957	10651449.49	2859284.352	6041.586052	492408371.4
Statewide Totals	2034	Construction and Mining - Pavers	Aggregate	Aggregate	Diesel	0.0173708	0.021018668	0.025013952	0.359392804	0.160273921	77.19428069	0.006671502	0.006137782	0.000713178	0.000630049	2504483.423	898411.009	2144.260078	116300189.9
Statewide Totals	2034	Construction and Mining - Paving Equipment	Aggregate	Aggregate	Diesel	0.00990921	0.011990144	0.014269263	0.19821057	0.096824293	44.92526983	0.003266129	0.003004838	0.000415059	0.000366674	1457550.903	599653.0519	1214.922928	78891974.45
Statewide Totals	2034	Construction and Mining - Rollers	Aggregate	Aggregate	Diesel	0.057632402	0.069735207	0.082990659	1.168346741	0.62018299	200.2477069	0.020966126	0.019288836	0.00184966	0.001634395	6496816.315	4074931.174	11177.91846	327344538.3
Statewide Totals	2034	Construction and Mining - Rough Terrain Forklifts	Aggregate	Aggregate	Diesel	0.034679836	0.041962602	0.049938964	1.277698494	0.562878174	217.438849	0.010915391	0.01004216	0.00200929	0.001774707	7054563.991	3368611.507	11260.91551	338503959.3
Statewide Totals	2034	Construction and Mining - Rubber Tired Dozers	Aggregate	Aggregate	Diesel	0.059389258	0.071861003	0.085520532	0.59032138	0.565189829	128.0609505	0.025219838	0.023202251	0.001182205	0.001045216	4154796.505	812618.7118	995.6056726	201457236.1
Statewide Totals	2034	Construction and Mining - Rubber Tired Loaders	Aggregate	Aggregate	Diesel	0.470345786	0.569118401	0.677297931	6.094311483	2.868901139	1768.932204	0.107204937	0.098628542	0.016340545	0.014437787	57391057.23	15176646.69	14594.85336	3073330329
Statewide Totals	2034	Construction and Mining - Scrapers	Aggregate	Aggregate	Diesel	0.31069424	0.37594003	0.447399705	3.437167003	2.536346029	1151.313311	0.106204967	0.097708569	0.010635142	0.009396864	37353092.42	4071915.406	8200.084381	1495126705
Statewide Totals	2034	Construction and Mining - Skid Steer Loaders	Aggregate	Aggregate	Diesel	0.041088628	0.04971724	0.059167625	1.274751352	0.684493841	210.8425592	0.011805085	0.010860678	0.001948111	0.001720869	6840554.632	5389206.816	14602.74247	352520490
Statewide Totals	2034	Construction and Mining - Surfacing Equipment	Aggregate	Aggregate	Diesel	0.003811045	0.004611365	0.005487905	0.064167616	0.044493818	24.20051564	0.001359084	0.001250357	0.000223631	0.000197521	785159.0779	191151.0153	670.5743436	50315342.5
Statewide Totals	2034	Construction and Mining - Tractors/Loaders/Backhoes	Aggregate	Aggregate	Diesel	0.413558492	0.500405775	0.595524228	9.234145702	4.431529775	1615.993024	0.110042105	0.101238736	0.01492825	0.013189518	52429113.97	27933303.08	44045.0954	2737003159
Statewide Totals	2034	Construction and Mining - Trenchers	Aggregate	Aggregate	Diesel	0.026971891	0.032635988	0.038839523	0.35122204	0.307913394	66.50493573	0.011918568	0.010965083	0.000614062	0.000542804	2157679.398	1017114.942	2646.007469	79970279.97
Statewide Totals	2034	Industrial - Aerial Lifts	Aggregate	Aggregate	Diesel	0.016162474	0.019556594	0.023273963	0.581038447	0.345437157	102.3603414	0.003175908	0.002921835	0.000945887	0.000835451	3320968.548	3196491.807	9924.737584	201010593.1
Statewide Totals	2034	Industrial - Forklifts	Aggregate	Aggregate	Diesel	0.127532122	0.154313868	0.183646256	2.768538085	1.267952922	430.97834	0.037848618	0.034820728	0.003980783	0.003517587	13982617.6	14959556.86	18618.17565	1338941334
Statewide Totals	2034	Industrial - Misc - Aerial Lifts	Aggregate	Aggregate	Diesel	0.00769733	0.009258196	0.011065034	0.037571983	0.058319367	0.00013677	0.00199248	0.001505428	8.91468E-07	7.67919E-07	3055.264661	0	1424.698012	0
Statewide Totals	2034	Industrial - Misc - Other General Industrial Equipment	Aggregate	Aggregate	Diesel	0.006084504	0.00731832	0.00874657	0.029604727	0.047573431	0.000111198	0.001620062	0.001224046	7.03299E-07	6.05828E-07	2410.365988	0	295.6728208	0
Statewide Totals	2034	Industrial - Misc - Sweepers/Scrubbers	Aggregate	Aggregate	Diesel	0.001550321	0.001864697	0.002228612	0.008271045	0.012330459	2.90334E-05	0.000422993	0.000319595	1.90022E-07	1.63687E-07	651.2499196	0	122.0488805	0
Statewide Totals	2034	Industrial - Other General Industrial Equipment	Aggregate	Aggregate	Diesel	0.059948842	0.072538099	0.086326332	0.99499505	0.556965805	208.1501726	0.012105606	0.011137158	0.001922653	0.001698894	6753203.112	4219924.658	4739.749002	372169953.3
Statewide Totals	2034	Industrial - Other Material Handling Equipment	Aggregate	Aggregate	Diesel	0.028322669	0.03427043	0.040784643	0.468934562	0.225507062	122.0389592	0.006361215	0.005852318	0.001127461	0.000996066	3959419.629	1153429.113	1425.713974	193195448.6
Statewide Totals	2034	Light Commercial - Misc - Air Compressors	Aggregate	Aggregate	Diesel	0.018820934	0.022430627	0.027095854	0.246854106	0.181900235	31.14126741	0.001824568	0.001878192	0.000394034	0.000261273	1038649.146	938071.9	1341.919016	34708660.3
Statewide Totals	2034	Light Commercial - Misc - Generator Sets	Aggregate	Aggregate	Diesel	0.090175911	0.108118437	0.129696486	0.837932288	0.920749271	146.2440851	0.016065388	0.020071634	0.001665455	0.001215535	4833801.365	1888535.55	16472.96591	62321673.15
Statewide Totals	2034	Light Commercial - Misc - Pressure Washers	Aggregate	Aggregate	Diesel	0.000426727	0.000512137	0.000613646	0.004189889	0.004719501	0.757286877	8.51004E-05	0.000107989	8.52771E-06	6.15258E-06	24467.99237	19031.1	491.3003579	723181.8
Statewide Totals	2034	Light Commercial - Misc - Pumps	Aggregate	Aggregate	Diesel	0.051398324	0.06159832	0.073929453	0.48833357	0.504471182	80.76719978	0.008546848	0.010571186	0.000928743	0.00067206	2672495.295	985843.1	8577.68135	36476194.7
Statewide Totals	2034	Light Commercial - Misc - Welders	Aggregate	Aggregate	Diesel	0.095694877	0.11426525	0.137726202	1.154189547	0.959117254	161.7088426	0.01173189	0.013173679	0.001988918	0.001352745	5378132.249	3699424.65	9771.355997	170173533.9
Statewide Totals	2035	Construction and Mining - Bore/Drill Rigs	Aggregate	Aggregate	Diesel	0.016631853	0.020124542	0.023949868	0.322588557	0.172745603	111.2155451	0.003972061	0.003654296	0.001027744	0.000907726	3608265.88	628748.8171	1638.916844	139021859.4
Statewide Totals	2035	Construction and Mining - Cranes	Aggregate	Aggregate	Diesel	0.076942392	0.093100294	0.110797044	0.940927305	0.71882176	262.9920562	0.030900577	0.028428531	0.002429184	0.002146506	8532487.631	2477636.003	4930.54056	572609680.5
Statewide Totals	2035	Construction and Mining - Crawler Tractors	Aggregate	Aggregate	Diesel	0.180050002	0.217860502	0.259272002	2.359016869	1.616639605	649.5030897	0.069450043	0.06389404	0.005999577	0.005301157	21072412.45	4475339.3	9081.985944	949325139.3
Statewide Totals	2035	Construction and Mining - Excavators	Aggregate	Aggregate	Diesel	0.222494827	0.26921874	0.32039255	4.007682504	1.660107171	1170.224552	0.044990712	0.041391455	0.010812631	0.009551215	37966646.81	12120519.11	17651.98982	1910303624
Statewide Totals	2035	Construction and Mining - Graders	Aggregate	Aggregate	Diesel	0.125201186	0.151493435	0.180289707	1.573116787	0.923481555	439.6204252	0.038919528	0.035805966	0.004060753	0.003588123	14263000.54	3580595.376	5706.576316	673555862.3
Statewide Totals	2035	Construction and Mining - Misc - Bore/Drill Rigs	Aggregate	Aggregate	Diesel	0.002223898	0.00267486	0.003196889	0.009807577	0.016882009	3.9212E-05	0.000571287	0.000431639	2.41989E-07	2.08451E-07	829.3511385	0	135.4575918	0
Statewide Totals	2035	Construction and Mining - Misc - Cement And Mortar Mixers	Aggregate	Aggregate	Diesel	0.002714561	0.003265019	0.003902225	0.015905241	0.020484727	4.90021E-05	0.000713902	0.000539392	3.53852E-07	3.04811E-07	1212.731475	0	937.7199558	0
Statewide Totals	2035	Construction and Mining - Misc - Concrete/Industrial Saws	Aggregate	Aggregate	Diesel	0.00102577	0.001225538	0.001476173	0.011929232	0.010592818	1.413212167	0.000149122	0.00012135	1.83085E-05	1.18147E-05	46964.20282	33857.4	86.05156978	1117294.2
Statewide Totals	2035	Construction and Mining - Misc - Dumpers/Tenders	Aggregate	Aggregate	Diesel	0.00027422	0.000329827	0.000394196	0.001125748	0.002084249	4.81088E-06	7.00908E-05	5.29575E-05	2.85963E-08	2.46331E-08	98.00590301	0	39.6133995	0
Statewide Totals	2035	Construction and Mining - Misc - Excavators	Aggregate	Aggregate	Diesel	0.001954366	0.002350672	0.002809433	0.008023188	0.014854418	3.42871E-05	0.000499536	0.000377427	2.03805E-07	1.7556E-07	698.4869719	0	62.08999818	0
Statewide Totals	2035	Construction and Mining - Misc - Other	Aggregate	Aggregate	Diesel	0.005840331	0.007024633	0.008395566	0.034558912	0.044062027	0.000105525	0.00153742	0.001161607	7.66346E-07	6.60138E-07	2626.443608	0	603.3144556	0
Statewide Totals	2035	Construction and Mining - Misc - Pavers	Aggregate	Aggregate	Diesel	0.000518336	0.000623445	0.000745116	0.002127905	0.00393968	9.09362E-06	0.000132487	0.000100101	5.40531E-08	4.65618E-08	185.2523731	0	24.66999928	0
Statewide Totals	2035	Construction and Mining - Misc - Paving Equipment	Aggregate	Aggregate	Diesel	0.000870025	0.001046449	0.001250674	0.003571678	0.006612737	1.52636E-05	0.000222378	0.000168019	9.07279E-08	7.81538E-08	310.9452589	0	60.59703609	0
Statewide Totals	2035	Construction and Mining - Misc - Plate Compactors	Aggregate	Aggregate	Diesel	0.00185858	0.002235463	0.00267174	0.011725957	0.013999373	3.37924E-05	0.000492327	0.000371981	2.547E-07	2.19401E-07	872.9153134	0	542.6099718	0
Statewide Totals	2035	Construction and Mining - Misc - Rollers	Aggregate	Aggregate	Diesel	0.012831974	0.015434043	0.018446168	0.067462509	0.097072647	0.000229402	0.003342203	0.002525221	1.55789E-06	1.34198E-06	5339.258929	0	1635.509687	0
Statewide Totals	2035	Construction and Mining - Misc - Rubber Tired Loaders	Aggregate	Aggregate	Diesel	0.000351872	0.000423225	0.000505822	0.001444528	0.002674451	6.1732E-06	8.99386E-05	6.79537E-05	3.66939E-08	3.16085E-08	125.7585734	0	15.83592137	0
Statewide Totals	2035	Construction and Mining - Misc - Signal Boards	Aggregate	Aggregate	Diesel	0.029324997	0.035268058	0.042155825	0.187766284	0.222220609	0.625198179	0.007718349	0.00583534	1.20568E-05	8.56796E-06	34070.41962	12260.35	4766.65087	453632.95
Statewide Totals	2035	Construction and Mining - Misc - Skid Steer Loaders	Aggregate	Aggregate	Diesel	0.098472192	0.118440379	0.141555348	0.404254257	0.748450838	0.001727582	0.025169176	0.019016714	1.02689E-05	8.8457E-06	35193.78742	0	6241.065206	0
Statewide Totals	2035	Construction and Mining - Misc - Tractors/Loaders/Backhoes	Aggregate	Aggregate	Diesel	0.00939458	0.011299616	0.01350486	0.038567231	0.071404754	0.000164817	0.002401255	0.001814283	9.79686E-07	8.4391E-07	3357.606904	0	458.3949963	0
Statewide Totals	2035	Construction and Mining - Misc - Trenchers	Aggregate	Aggregate	Diesel	0.011450783	0.013772774	0.016460684	0.052727051	0.086855856	0.000202546	0.002950937	0.002229598	1.27911E-06	1.10184E-06	4383.810785	0	692.239993	0
Statewide Totals	2035	Construction and Mining - Off-Highway Tractors	Aggregate	Aggregate	Diesel	0.060598492	0.073324175	0.087261828	1.022260852	0.481313251	247.6640418	0.011373327	0.010463461	0.002287959	0.002021401	8035187.084	2841330.861	4018.421089	352261324.5
Statewide Totals	2035	Construction and Mining - Off-Highway Trucks	Aggregate	Aggregate	Diesel	0.381760616	0.461930346	0.549735287	3.581256185	3.256490926	1488.735469	0.075784634	0.069721864	0.013752645	0.012150859	48300382.73	6047670.207	4205.8038	2450210932
Statewide Totals	2035	Construction and Mining - Other	Aggregate	Aggregate	Diesel	0.081233281	0.09829227	0.116975925	1.189394805	0.754970122	331.7598071	0.027558204	0.025353548	0.003064847	0.002707779	10763581.57	2889385.185	6081.509296	497592151.8
Statewide Totals	2035	Construction and Mining - Pavers	Aggregate	Aggregate	Diesel	0.016770182	0.02029192	0.024149062	0.362580563	0.155048024	78.00693584	0.005995795	0.005516132	0.00072071	0.000636682	2530849.124	907868.9419	2158.429506	117524528.7
Statewide Totals	2035	Construction and Mining - Paving Equipment	Aggregate	Aggregate	Diesel	0.009624067	0.011645121	0.013858656	0.199578716	0.093439131	45.39821616	0.002979608	0.002741239	0.00041944	0.000370534	1472895.126	605965.8401	1222.951228	79722501.91
Statewide Totals	2035	Construction and Mining - Rollers	Aggregate	Aggregate	Diesel	0.056368469	0.068205848	0.081170596	1.178637308	0.616413522	202.3557948	0.019878008	0.018287768	0.001869189	0.001651601	6565210.906	4117829.609	11251.78296	330790625.5
Statewide Totals	2035	Construction and Mining - Rough Terrain Forklifts	Aggregate	Aggregate	Diesel	0.034340747	0.041552303	0.049450675	1.290663863	0.561582479	219.727915	0.01030258	0.009478373	0.002030463	0.00179339	7128830.215	3404074.231	11335.32846	342067526.3
Statewide Totals	2035	Construction and Mining - Rubber Tired Dozers	Aggregate	Aggregate	Diesel	0.05772206	0.069843693	0.083119767	0.567766986	0.534331031	129.4090995	0.023454347	0.021577999	0.00119472	0.00105622	4198535.714	821173.4749	1002.184708	203578057.2
Statewide Totals	2035	Construction and Mining - Rubber Tired Loaders	Aggregate	Aggregate	Diesel	0.46570842	0.563507188	0.670620125	6.147407143	2.745582853	1787.554463	0.09876891	0.090867397	0.016512856	0.014589779	57995235.9	15336417.33	14691.29722	3105684510
Statewide Totals	2035	Construction and Mining - Scrapers	Aggregate	Aggregate	Diesel	0.306349155	0.370682478	0.441142783	3.454761405	2.436055598	1163.433648	0.100536595	0.092493667	0.010747331	0.009495789	37746323.41	4114782.093	8254.271141	1510866504
Statewide Totals	2035	Construction and Mining - Skid Steer Loaders	Aggregate	Aggregate	Diesel	0.040532426	0.049044235	0.058366693	1.287114466	0.685518157	213.0621834	0.010865682	0.009996427	0.00196865	0.001738985	6912567.894	5445941.157	14699.23847	356231614.6
Statewide Totals	2035	Construction and Mining - Surfacing Equipment	Aggregate	Aggregate	Diesel	0.003788707	0.004584336	0.005455739	0.06467974	0.043689014	24.45528417	0.001330454	0.001224017	0.000225988	0.000199601	793424.7623	193163.3387	675.0055481	50845032.29
Statewide Totals	2035	Construction and Mining - Tractors/Loaders/Backhoes	Aggregate	Aggregate	Diesel	0.411209451	0.497563436	0.59214161	9.320785552	4.413954523	1633.005231	0.102908085	0.094675439	0.015085607	0.013328369	52981056.28	28227368.16	44336.14862	2765816688
Statewide Totals	2035	Construction and Mining - Trenchers	Aggregate	Aggregate	Diesel	0.026264317	0.031779823	0.037820616	0.352777215	0.304959219	67.20505986	0.011413473	0.010500395	0.000620556	0.000548519	2180394.154	1027822.519	2663.49248	80812159.18
Statewide Totals	2035	Industrial - Aerial Lifts	Aggregate	Aggregate	Diesel	0.016065305	0.019439019	0.023134039	0.586890427	0.348024198	103.4379298	0.003025437	0.002783402	0.000955853	0.000844246	3355929.716	3230142.558	9990.320979	203126712.3
Statewide Totals	2035	Industrial - Forklifts	Aggregate	Aggregate	Diesel	0.125928326	0.152373275	0.18133679	2.794602966	1.255976142	435.5154218	0.034446578	0.031690852	0.004022778	0.003554618	14129818.23	15117042.12	18741.20592	1353036907
Statewide Totals	2035	Industrial - Misc - Aerial Lifts	Aggregate	Aggregate	Diesel	0.007749632	0.009321099	0.011140217	0.037815721	0.058715982	0.000137696	0.00200608	0.001515705	8.97352E-07	7.72989E-07	3075.435594	0	1434.105008	0
Statewide Totals	2035	Industrial - Misc - Other General Industrial Equipment	Aggregate	Aggregate	Diesel	0.006133575	0.007377343	0.008817114	0.029842632	0.047956876	0.000112094	0.001633116	0.001233911	7.08958E-07	6.10703E-07	2429.762084	0	298.0402175	0
Statewide Totals	2035	Industrial - Misc - Sweepers/Scrubbers	Aggregate	Aggregate	Diesel	0.001585807	0.001907377	0.002279622	0.008460825	0.01261282	2.96984E-05	0.000432682	0.000326915	1.94379E-07	1.6744E-07	666.1799464	0	124.8505554	0
Statewide Totals	2035	Industrial - Other General Industrial Equipment	Aggregate	Aggregate	Diesel	0.05977265	0.072324907	0.086072616	1.00444374	0.552779004	210.3414529	0.011116926	0.010227572	0.001942918	0.001716779	6824296.79	4264349.497	4771.069612	376087935.6

Region	Calendar Year	Vehicle Category	Model Year	Horsepower Bin	Fuel	HC_tpd	ROG_tpd	TOG_tpd	CO_tpd	NOx_tpd	CO2_tpd	PM10_tpd	PM2.5_tpd	SOx_tpd	NH3_tpd	Fuel Consumption	Total_Activity_hpy	Total_Population	Horsepower_Hours_hhpy
Statewide Totals	2035	Industrial - Other Material Handling Equipment	Aggregate	Aggregate	Diesel	0.027439752	0.0332021	0.039513243	0.473732081	0.209656566	123.3237123	0.005775529	0.005313487	0.001139366	0.001006552	4001102.027	1165571.724	1435.135196	195229294.5
Statewide Totals	2035	Light Commercial - Misc - Air Compressors	Aggregate	Aggregate	Diesel	0.018837619	0.022450728	0.027119832	0.248296298	0.182163491	31.33947512	0.001694059	0.001759286	0.000396531	0.000262933	1045250.989	943955.7	1350.51887	34926360.9
Statewide Totals	2035	Light Commercial - Misc - Generator Sets	Aggregate	Aggregate	Diesel	0.090469507	0.108472691	0.130118313	0.842920093	0.924056467	147.1582187	0.015784086	0.019828437	0.001675863	0.001223113	4863933.721	1900409	16575.86769	62713497
Statewide Totals	2035	Light Commercial - Misc - Pressure Washers	Aggregate	Aggregate	Diesel	0.000428309	0.000514044	0.000615919	0.004214319	0.004736952	0.761877887	8.41071E-05	0.000107156	8.57964E-06	6.19841E-06	24650.20386	19115.05	494.3001462	726371.9
Statewide Totals	2035	Light Commercial - Misc - Pumps	Aggregate	Aggregate	Diesel	0.051552353	0.061784259	0.074150731	0.491237196	0.506172263	81.27286084	0.008371147	0.010419739	0.000934555	0.000676244	2689130.418	991934.95	8631.277297	36701593.15
Statewide Totals	2035	Light Commercial - Misc - Welders	Aggregate	Aggregate	Diesel	0.095823147	0.114420227	0.137910449	1.160975602	0.960948111	162.7195454	0.011140136	0.012638388	0.002001348	0.001361174	5411645.003	3722656.9	9832.622868	171242217.4
Statewide Totals	2036	Construction and Mining - Bore/Drill Rigs	Aggregate	Aggregate	Diesel	0.016456243	0.019912054	0.02369699	0.325530267	0.167957866	112.3741586	0.003792937	0.003489502	0.001038461	0.000917183	3645855.817	635298.9522	1649.623622	140470151.5
Statewide Totals	2036	Construction and Mining - Cranes	Aggregate	Aggregate	Diesel	0.075064213	0.090827697	0.108092466	0.935566695	0.679936754	265.7318363	0.029741134	0.027361844	0.002454571	0.002168868	8621376.778	2503447.345	4962.750983	578574973.3
Statewide Totals	2036	Construction and Mining - Crawler Tractors	Aggregate	Aggregate	Diesel	0.175881463	0.21281657	0.253269307	2.363360531	1.551318823	656.2694371	0.064107921	0.058979287	0.00606226	0.005356383	21291939.14	4521962.174	9141.317088	959214951.7
Statewide Totals	2036	Construction and Mining - Excavators	Aggregate	Aggregate	Diesel	0.22165222	0.268199187	0.319179197	4.045334677	1.62672686	1182.415635	0.041781987	0.038439428	0.010925369	0.009650717	38362173.06	12246787.4	17767.30741	1930204650
Statewide Totals	2036	Construction and Mining - Graders	Aggregate	Aggregate	Diesel	0.121998158	0.147617771	0.175677347	1.58347129	0.858285626	444.2002718	0.035125736	0.032315677	0.004103192	0.003625503	14411588.62	3617897.049	5743.856456	680572785
Statewide Totals	2036	Construction and Mining - Misc - Bore/Drill Rigs	Aggregate	Aggregate	Diesel	0.00224424	0.002699329	0.003226133	0.009898987	0.017036387	3.95712E-05	0.00057652	0.000435593	2.44228E-07	2.1038E-07	837.0238327	0	136.722669	0
Statewide Totals	2036	Construction and Mining - Misc - Cement And Mortar Mixers	Aggregate	Aggregate	Diesel	0.002746224	0.003303101	0.003947737	0.016090356	0.020723674	4.95736E-05	0.000722242	0.000545694	3.57973E-07	3.08361E-07	1226.856244	0	948.6100276	0
Statewide Totals	2036	Construction and Mining - Misc - Concrete/Industrial Saws	Aggregate	Aggregate	Diesel	0.001036105	0.001237895	0.001491043	0.012068063	0.010682163	1.429630762	0.000145703	0.000118008	1.85213E-05	1.19574E-05	47531.62899	34266.2	87.07212368	1130784.6
Statewide Totals	2036	Construction and Mining - Misc - Dumpers/Tenders	Aggregate	Aggregate	Diesel	0.000276981	0.000333148	0.000398165	0.001137082	0.002105233	4.85933E-06	7.07964E-05	5.34907E-05	2.88842E-08	2.48811E-08	98.99263655	0	40.0122312	0
Statewide Totals	2036	Construction and Mining - Misc - Excavators	Aggregate	Aggregate	Diesel	0.001980177	0.002381716	0.002846536	0.008129145	0.015050593	3.47399E-05	0.000506133	0.000382412	2.06497E-07	1.77878E-07	707.7116462	0	62.90999973	0
Statewide Totals	2036	Construction and Mining - Misc - Other	Aggregate	Aggregate	Diesel	0.005912592	0.007111545	0.008499445	0.03498666	0.044607195	0.000106831	0.001556443	0.001175981	7.75831E-07	6.68308E-07	2658.948063	0	610.7811417	0
Statewide Totals	2036	Construction and Mining - Misc - Pavers	Aggregate	Aggregate	Diesel	0.00052506	0.000631531	0.000754782	0.002155506	0.003990782	9.21157E-06	0.000134205	0.0001014	5.47542E-08	4.71658E-08	187.6553263	0	24.98999989	0
Statewide Totals	2036	Construction and Mining - Misc - Paving Equipment	Aggregate	Aggregate	Diesel	0.000879096	0.001057359	0.001263715	0.00360892	0.006681684	1.54227E-05	0.000224697	0.000169771	9.16739E-08	7.89687E-08	314.1873857	0	61.22886284	0
Statewide Totals	2036	Construction and Mining - Misc - Plate Compactors	Aggregate	Aggregate	Diesel	0.001880228	0.002261501	0.002702858	0.011862533	0.014162426	3.4186E-05	0.000498062	0.000376314	2.57667E-07	2.21956E-07	883.0825402	0	548.9299807	0
Statewide Totals	2036	Construction and Mining - Misc - Rollers	Aggregate	Aggregate	Diesel	0.012970192	0.015600285	0.018644854	0.068196108	0.098118045	0.000231875	0.003378233	0.002552442	1.57478E-06	1.35653E-06	5397.123078	0	1653.419969	0
Statewide Totals	2036	Construction and Mining - Misc - Rubber Tired Loaders	Aggregate	Aggregate	Diesel	0.0003601	0.000433121	0.000517649	0.001478305	0.002736984	6.31754E-06	9.20415E-05	6.95425E-05	3.75519E-08	3.23476E-08	128.6990374	0	16.20619392	0
Statewide Totals	2036	Construction and Mining - Misc - Signal Boards	Aggregate	Aggregate	Diesel	0.029664333	0.035676176	0.042643636	0.189943921	0.224782856	0.632461656	0.007805669	0.005901002	1.21968E-05	8.67477E-06	34495.11673	12395.4	4821.89274	458629.8
Statewide Totals	2036	Construction and Mining - Misc - Skid Steer Loaders	Aggregate	Aggregate	Diesel	0.099458981	0.11962727	0.142973876	0.408305281	0.75595105	0.001744895	0.025421712	0.01920752	1.03718E-05	8.93434E-06	35546.46395	0	6303.606774	0
Statewide Totals	2036	Construction and Mining - Misc - Tractors/Loaders/Backhoes	Aggregate	Aggregate	Diesel	0.009509707	0.011438087	0.013670356	0.039039854	0.072279791	0.000166837	0.002430681	0.001836515	9.91691E-07	8.54252E-07	3398.752875	0	464.0124247	0
Statewide Totals	2036	Construction and Mining - Misc - Trenchers	Aggregate	Aggregate	Diesel	0.011565412	0.013910646	0.016625468	0.053256798	0.087725278	0.000204575	0.002980486	0.002251924	1.29194E-06	1.11289E-06	4427.792808	0	699.2637437	0
Statewide Totals	2036	Construction and Mining - Off-Highway Tractors	Aggregate	Aggregate	Diesel	0.060229702	0.07287794	0.086730771	1.031815457	0.470856047	250.2441388	0.01060187	0.00975372	0.002311824	0.002042459	8118895.489	2870931.077	4044.672783	355931087.6
Statewide Totals	2036	Construction and Mining - Off-Highway Trucks	Aggregate	Aggregate	Diesel	0.379736012	0.459480574	0.546819857	3.604812139	3.193417568	1504.244712	0.072648331	0.066836464	0.013896096	0.012277443	48803563.05	6110673.199	4233.279635	2475736567
Statewide Totals	2036	Construction and Mining - Other	Aggregate	Aggregate	Diesel	0.07976231	0.096512395	0.114857726	1.199431819	0.727394566	335.215991	0.025936878	0.023861928	0.003096845	0.002735988	10875713.65	2919486.018	6121.238812	502775932.2
Statewide Totals	2036	Construction and Mining - Pavers	Aggregate	Aggregate	Diesel	0.016393251	0.019835834	0.023606281	0.365962808	0.150651213	78.81959099	0.00555756	0.005112955	0.000728234	0.000643315	2557214.825	917326.8749	2172.530176	118748867.4
Statewide Totals	2036	Construction and Mining - Paving Equipment	Aggregate	Aggregate	Diesel	0.009532731	0.011534605	0.013727133	0.201554614	0.091240857	45.8711625	0.002837254	0.002610274	0.000423816	0.000374394	1488239.349	612278.6283	1230.940571	80553029.36
Statewide Totals	2036	Construction and Mining - Rollers	Aggregate	Aggregate	Diesel	0.055461288	0.067108158	0.079864255	1.189362133	0.610377508	204.4638827	0.018643533	0.01715205	0.001888706	0.001668807	6633605.497	4160728.043	11325.28904	334236712.7
Statewide Totals	2036	Construction and Mining - Rough Terrain Forklifts	Aggregate	Aggregate	Diesel	0.034178823	0.041356376	0.049217505	1.303844754	0.560285268	222.016981	0.009720016	0.008942415	0.002051632	0.001812073	7203096.439	3439536.955	11409.38033	345631093.2
Statewide Totals	2036	Construction and Mining - Rubber Tired Dozers	Aggregate	Aggregate	Diesel	0.055947974	0.067697049	0.080565083	0.545707579	0.504207301	130.7572485	0.021670448	0.019936812	0.001207237	0.001067223	4242274.923	829728.2379	1008.731818	205698878.3
Statewide Totals	2036	Construction and Mining - Rubber Tired Loaders	Aggregate	Aggregate	Diesel	0.460370269	0.557048025	0.662933187	6.199466048	2.609741816	1806.176721	0.090020852	0.082819184	0.016685188	0.014741772	58599414.58	15496187.98	14787.27309	3138038691
Statewide Totals	2036	Construction and Mining - Scrapers	Aggregate	Aggregate	Diesel	0.300802427	0.363970937	0.433155495	3.463770331	2.322476912	1175.553985	0.096484721	0.088765943	0.010859555	0.009594714	38139554.39	4157648.779	8308.194958	1526606302
Statewide Totals	2036	Construction and Mining - Skid Steer Loaders	Aggregate	Aggregate	Diesel	0.040089625	0.048508446	0.05772906	1.299675407	0.685459424	215.2818075	0.010005258	0.009204837	0.001989184	0.001757101	6984581.155	5502675.498	14795.26621	359942739.2
Statewide Totals	2036	Construction and Mining - Surfacing Equipment	Aggregate	Aggregate	Diesel	0.003678257	0.004450691	0.00529669	0.064959796	0.041611052	24.71005271	0.001239042	0.001139919	0.000228346	0.00020168	801690.4468	195175.6621	679.4152501	51374722.08
Statewide Totals	2036	Construction and Mining - Tractors/Loaders/Backhoes	Aggregate	Aggregate	Diesel	0.408964384	0.494846905	0.588908713	9.41079697	4.386251535	1650.017437	0.096997545	0.089237741	0.015242961	0.013467221	53532998.59	28521433.24	44625.7895	2794630218
Statewide Totals	2036	Construction and Mining - Trenchers	Aggregate	Aggregate	Diesel	0.025604609	0.030981577	0.036870638	0.352085461	0.300198087	67.90518399	0.010778077	0.009915831	0.000627049	0.000554233	2203108.91	1038530.096	2680.892646	81654038.38
Statewide Totals	2036	Industrial - Aerial Lifts	Aggregate	Aggregate	Diesel	0.016068523	0.019442913	0.023138674	0.592824584	0.350846304	104.5155182	0.002921913	0.00268816	0.000965816	0.000853042	3390890.884	3263793.309	10055.58613	205242831.4
Statewide Totals	2036	Industrial - Forklifts	Aggregate	Aggregate	Diesel	0.124919526	0.151152627	0.179884118	2.821945806	1.244785727	440.0525036	0.03171398	0.029176862	0.004064756	0.003591649	14277018.85	15274527.37	18863.63919	1367132479
Statewide Totals	2036	Industrial - Misc - Aerial Lifts	Aggregate	Aggregate	Diesel	0.007856562	0.009449711	0.011293928	0.038339337	0.059526089	0.000139596	0.002033804	0.001536652	9.09762E-07	7.83677E-07	3117.964053	0	1453.936262	0
Statewide Totals	2036	Industrial - Misc - Other General Industrial Equipment	Aggregate	Aggregate	Diesel	0.006229281	0.007492459	0.008954695	0.030306226	0.048704588	0.000113841	0.00165857	0.001253143	7.1999E-07	6.20205E-07	2467.570233	0	302.6492878	0
Statewide Totals	2036	Industrial - Misc - Sweepers/Scrubbers	Aggregate	Aggregate	Diesel	0.001616798	0.001944653	0.002324173	0.008603548	0.012852817	3.0257E-05	0.00044082	0.000333064	1.97841E-07	1.70422E-07	678.0458997	0	126.8943886	0
Statewide Totals	2036	Industrial - Other General Industrial Equipment	Aggregate	Aggregate	Diesel	0.059427388	0.071907139	0.085575438	1.013890064	0.546222701	212.5327332	0.010278362	0.009456093	0.001963188	0.001734664	6895390.467	4308774.336	4802.238237	380005917.9
Statewide Totals	2036	Industrial - Other Material Handling Equipment	Aggregate	Aggregate	Diesel	0.02739438	0.033147199	0.039447907	0.478450654	0.206356296	124.6084653	0.005675207	0.00522119	0.001151245	0.001017038	4042784.426	1177714.335	1444.510702	197263140.5
Statewide Totals	2036	Light Commercial - Misc - Air Compressors	Aggregate	Aggregate	Diesel	0.018881341	0.022502937	0.027182761	0.249596774	0.18247658	31.53570455	0.001588861	0.001663329	0.000399021	0.000264563	1051731.189	949949	1359.108814	35148113
Statewide Totals	2036	Light Commercial - Misc - Generator Sets	Aggregate	Aggregate	Diesel	0.090907699	0.108999186	0.130748328	0.848058381	0.927804075	148.0865932	0.015578414	0.019660335	0.001686443	0.001230842	4894670.067	1912413.85	16680.1606	63109657.05
Statewide Totals	2036	Light Commercial - Misc - Pressure Washers	Aggregate	Aggregate	Diesel	0.000430611	0.000516812	0.000619229	0.004240316	0.004758	0.766718562	8.34598E-05	0.000106687	8.63413E-06	6.24496E-06	24835.33303	19220.9	497.400014	730394.2
Statewide Totals	2036	Light Commercial - Misc - Pumps	Aggregate	Aggregate	Diesel	0.051792738	0.062073005	0.074496374	0.494211958	0.508106391	81.78401836	0.008238115	0.010309166	0.00094044	0.000680495	2706036.359	998202	8685.072807	36933474
Statewide Totals	2036	Light Commercial - Misc - Welders	Aggregate	Aggregate	Diesel	0.096180339	0.114847693	0.138424337	1.167853439	0.963375725	163.7488972	0.010674537	0.012220657	0.002014014	0.001369769	5445816.372	3746181.15	9895.050567	172324332.9
Statewide Totals	2037	Construction and Mining - Bore/Drill Rigs	Aggregate	Aggregate	Diesel	0.016156855	0.019549795	0.023265871	0.32794874	0.16161343	113.532772	0.003577165	0.003290992	0.001049182	0.000926639	3683445.755	641849.0872	1660.278945	141918443.6
Statewide Totals	2037	Construction and Mining - Cranes	Aggregate	Aggregate	Diesel	0.073563159	0.089011423	0.105930949	0.92504168	0.652289825	268.4716164	0.028488919	0.026209805	0.002479946	0.002191229	8710265.926	2529258.686	4994.806607	584540266
Statewide Totals	2037	Construction and Mining - Crawler Tractors	Aggregate	Aggregate	Diesel	0.173014323	0.20934733	0.249140625	2.368554441	1.489715046	663.0357846	0.060945421	0.056069787	0.006124904	0.005411609	21511465.83	4568585.047	9200.363094	969104764.1
Statewide Totals	2037	Construction and Mining - Excavators	Aggregate	Aggregate	Diesel	0.220820807	0.267193177	0.317981962	4.081347447	1.59007639	1194.606717	0.038813781	0.035708678	0.011038107	0.009750219	38757699.32	12373055.69	17882.0708	1950105676
Statewide Totals	2037	Construction and Mining - Graders	Aggregate	Aggregate	Diesel	0.119854015	0.145023358	0.172589781	1.593690807	0.801487531	448.7801185	0.033086313	0.030439408	0.004145599	0.003662883	14560176.7	3655198.723	5780.957431	687589707.7
Statewide Totals	2037	Construction and Mining - Misc - Bore/Drill Rigs	Aggregate	Aggregate	Diesel	0.002265763	0.002725215	0.003257071	0.009996079	0.017199692	3.99513E-05	0.000582058	0.000439777	2.46602E-07	2.12425E-07	845.160921	0	138.0670206	0
Statewide Totals	2037	Construction and Mining - Misc - Cement And Mortar Mixers	Aggregate	Aggregate	Diesel	0.002778639	0.003342093	0.003994339	0.016278955	0.020968332	5.01584E-05	0.000730766	0.000552134	3.62179E-07	3.11984E-07	1241.269962	0	959.6500394	0
Statewide Totals	2037	Construction and Mining - Misc - Concrete/Industrial Saws	Aggregate	Aggregate	Diesel	0.001046036	0.001249756	0.001505334	0.0122022	0.010766437	1.446049601	0.000142955	0.000115338	1.87339E-05	1.20863E-05	48043.83113	34675	88.00353641	1144275
Statewide Totals	2037	Construction and Mining - Misc - Dumpers/Tenders	Aggregate	Aggregate	Diesel	0.000280412	0.000337274	0.000403097	0.001151166	0.00213131	4.91952E-06	7.16735E-05	5.41532E-05	2.92419E-08	2.51893E-08	100.2188769	0	40.50787065	0
Statewide Totals	2037	Construction and Mining - Misc - Excavators	Aggregate	Aggregate	Diesel	0.002005044	0.002411626	0.002882284	0.008231232	0.015239591	3.51762E-05	0.000512489	0.000387214	2.0909E-07	1.80112E-07	716.5988694	0	63.70000265	0
Statewide Totals	2037	Construction and Mining - Misc - Other	Aggregate	Aggregate	Diesel	0.005985291	0.007198987	0.00860395	0.035415881	0.045155692	0.000108144	0.001575577	0.001190436	7.85355E-07	6.76513E-07	2691.592474	0	618.278697	0
Statewide Totals	2037	Construction and Mining - Misc - Pavers	Aggregate	Aggregate	Diesel	0.000530732	0.000638355	0.000762936	0.002178797	0.004033901	9.3111E-06	0.000135655	0.000102495	5.53458E-08	4.76754E-08	189.6828235	0	25.26000105	0
Statewide Totals	2037	Construction and Mining - Misc - Paving Equipment	Aggregate	Aggregate	Diesel	0.000889634	0.001070033	0.001278864	0.003652179	0.006761778	1.56076E-05	0.00022739	0.000171806	9.27727E-08	7.99153E-08	317.9534853	0	61.96280116	0
Statewide Totals	2037	Construction and Mining - Misc - Plate Compactors	Aggregate	Aggregate	Diesel	0.001901088	0.002286591	0.002732844	0.01199414	0.014319553	3.45652E-05	0.000503588	0.000380489	2.60525E-07	2.24419E-07	892.8798102	0	555.0200285	0
Statewide Totals	2037	Construction and Mining - Misc - Rollers	Aggregate	Aggregate	Diesel	0.013114748	0.015774152	0.018852659	0.068959194	0.099211506	0.00023446	0.003415897	0.002580901	1.59237E-06	1.37168E-06	5457.429845	0	1671.976033	0
Statewide Totals	2037	Construction and Mining - Misc - Rubber Tired Loaders	Aggregate	Aggregate	Diesel	0.000368122	0.000442771	0.000529182	0.001511241	0.002797964	6.45829E-06	9.40921E-05	7.10919E-05	3.83886E-08	3.30682E-08	131.566367	0	16.56725767	0
Statewide Totals	2037	Construction and Mining - Misc - Signal Boards	Aggregate	Aggregate	Diesel	0.030004871	0.036085733	0.043133174	0.192126996	0.227352853	0.639725283	0.007893626	0.005967213	1.23369E-05	8.77523E-06	34894.60869	12559.65	4877.334436	464707.05
Statewide Totals	2037	Construction and Mining - Misc - Skid Steer Loaders	Aggregate	Aggregate	Diesel	0.100454966	0.120825222	0.14440562	0.41239407	0.763521176	0.001762368	0.025676288	0.019399861	1.04756E-05	9.02381E-06	35902.42809	0	6366.731424	0
Statewide Totals	2037	Construction and Mining - Misc - Tractors/Loaders/Backhoes	Aggregate	Aggregate	Diesel	0.009625198	0.011576996	0.013836374	0.039513969	0.073157579	0.000168863	0.002460201	0.001858818	1.00373E-06	8.64626E-07	3440.028596	0	469.6475607	0
Statewide Totals	2037	Construction and Mining - Misc - Trenchers	Aggregate	Aggregate	Diesel	0.011686231	0.014055966	0.016799147	0.053813438	0.088641691	0.000206712	0.003011624	0.00227545	1.30545E-06	1.12452E-06	4474.062904	0	706.5831412	0
Statewide Totals	2037	Construction and Mining - Off-Highway Tractors	Aggregate	Aggregate	Diesel	0.05996767	0.072560881	0.086353445	1.039797272	0.462925214	252.8242358	0.010086056	0.009279172	0.002335686	0.002063517	8202603.894	2900531.293	4070.798315	359600850.8
Statewide Totals	2037	Construction and Mining - Off-Highway Trucks	Aggregate	Aggregate	Diesel	0.375886242	0.454822353	0.541276189	3.631421862	3.134204352	1519.753955	0.067451996	0.062055837	0.014039602	0.012404027	49306743.37	6173676.19	4260.623425	2501262201
Statewide Totals	2037	Construction and Mining - Other	Aggregate	Aggregate	Diesel	0.078192054	0.094612386	0.112596558	1.208069016	0.704013728	338.6721748	0.024044453	0.022120897	0.003128846	0.002764197	10987845.73	2949586.851	6160.777392	507959712.6
Statewide Totals	2037	Construction and Mining - Pavers	Aggregate	Aggregate	Diesel	0.015940369	0.019287847	0.022954132	0.369476772	0.142868365	79.63224614	0.005039978	0.004636779	0.000735761	0.000649948	2583580.527	926784.8079	2186.563081	119973206.2
Statewide Totals	2037	Construction and Mining - Paving Equipment	Aggregate	Aggregate	Diesel	0.009494351	0.011488165	0.013671866	0.203364225	0.090351043	46.34410883	0.002700112	0.002484103	0.000428189	0.000378254	1503583.572	618591.4164	1238.891517	81383556.81
Statewide Totals	2037	Construction and Mining - Rollers	Aggregate	Aggregate	Diesel	0.054500087	0.065945105	0.078480125	1.199472076	0.603652114	206.5719706	0.017530242	0.016127823	0.001908225	0.001686013	6702000.088	4203626.478	11398.44186	337682800
Statewide Totals	2037	Construction and Mining - Rough Terrain Forklifts	Aggregate	Aggregate	Diesel	0.033744977	0.040831423	0.048592768	1.316755016	0.555977719	224.3060469	0.009076135	0.008350044	0.002072808	0.001830756	7277362.663	3474999.68	11483.07631	349194660.1

Region	Calendar Year	Vehicle Category	Model Year	Horsepower Bin	Fuel	HC_tpd	ROG_tpd	TOG_tpd	CO_tpd	NOx_tpd	CO2_tpd	PM10_tpd	PM2.5_tpd	SOx_tpd	NH3_tpd	Fuel Consumption	Total_Activity_hpy	Total_Population	Horsepower_Hours_hhpy
Statewide Totals	2037	Construction and Mining - Rubber Tired Dozers	Aggregate	Aggregate	Diesel	0.055136179	0.066714776	0.079396097	0.535878277	0.486881917	132.1053974	0.020962033	0.01928507	0.001219726	0.001078226	4286014.132	838283.001	1015.247464	207819699.4
Statewide Totals	2037	Construction and Mining - Rubber Tired Loaders	Aggregate	Aggregate	Diesel	0.455763572	0.551473922	0.656299543	6.242345379	2.478084846	1824.79898	0.083138099	0.076487051	0.016857499	0.014893764	59203593.25	15655958.62	14882.78771	3170392871
Statewide Totals	2037	Construction and Mining - Scrapers	Aggregate	Aggregate	Diesel	0.292133669	0.353481739	0.420672483	3.436009974	2.198949095	1187.674322	0.091511929	0.084190974	0.010971874	0.009693638	38532785.37	4200515.466	8361.859624	1542346101
Statewide Totals	2037	Construction and Mining - Skid Steer Loaders	Aggregate	Aggregate	Diesel	0.039685378	0.048019308	0.057146945	1.31222003	0.684745968	217.5014317	0.009016587	0.00829526	0.002009718	0.001775217	7056594.417	5559409.84	14890.83246	363653863.7
Statewide Totals	2037	Construction and Mining - Surfacing Equipment	Aggregate	Aggregate	Diesel	0.003545918	0.004290561	0.005106123	0.064038554	0.040135623	24.96482124	0.001129328	0.001038981	0.000230706	0.00020376	809956.1313	197187.9855	683.8037596	51904411.87
Statewide Totals	2037	Construction and Mining - Tractors/Loaders/Backhoes	Aggregate	Aggregate	Diesel	0.407040228	0.492518676	0.586137928	9.498645315	4.365596917	1667.029644	0.091072591	0.083786784	0.015400305	0.013606072	54084940.9	28815498.33	44914.03841	2823443748
Statewide Totals	2037	Construction and Mining - Trenchers	Aggregate	Aggregate	Diesel	0.024892806	0.030120296	0.035845641	0.351422736	0.295531037	68.60530812	0.010140341	0.009329114	0.000633543	0.000559947	2225823.667	1049237.673	2698.209188	82495917.59
Statewide Totals	2037	Industrial - Aerial Lifts	Aggregate	Aggregate	Diesel	0.016126404	0.019512949	0.023222022	0.598841532	0.352786906	105.5931065	0.002824176	0.002598242	0.000975777	0.000861837	3425852.052	3297444.06	10120.53762	207358950.5
Statewide Totals	2037	Industrial - Forklifts	Aggregate	Aggregate	Diesel	0.123756125	0.149744912	0.178208821	2.848969406	1.22821659	444.5895854	0.029162719	0.026829702	0.004106739	0.00362868	14424219.47	15432012.62	18985.48405	1381228051
Statewide Totals	2037	Industrial - Misc - Aerial Lifts	Aggregate	Aggregate	Diesel	0.007821357	0.00940737	0.011243327	0.038140917	0.059260184	0.000138963	0.002024579	0.001529682	9.05291E-07	7.79824E-07	3102.636548	0	1446.791447	0
Statewide Totals	2037	Industrial - Misc - Other General Industrial Equipment	Aggregate	Aggregate	Diesel	0.006220612	0.007482028	0.00894223	0.030263594	0.048636665	0.000113682	0.001656255	0.001251392	7.18981E-07	6.19337E-07	2464.11276	0	302.2190315	0
Statewide Totals	2037	Industrial - Misc - Sweepers/Scrubbers	Aggregate	Aggregate	Diesel	0.001607135	0.001933032	0.002310286	0.008544587	0.012773847	3.00689E-05	0.00043808	0.000330994	1.96546E-07	1.69307E-07	673.6093836	0	126.0039701	0
Statewide Totals	2037	Industrial - Other General Industrial Equipment	Aggregate	Aggregate	Diesel	0.059151272	0.07157304	0.085177832	1.023737475	0.540568873	214.7240136	0.009513006	0.008751966	0.001983455	0.001752549	6966484.144	4353199.176	4833.25707	383923900.3
Statewide Totals	2037	Industrial - Other Material Handling Equipment	Aggregate	Aggregate	Diesel	0.027337308	0.033078142	0.039365723	0.48197956	0.20565015	125.8932184	0.005342503	0.004915103	0.001163125	0.001027524	4084466.824	1189856.946	1453.841151	199296986.5
Statewide Totals	2037	Light Commercial - Misc - Air Compressors	Aggregate	Aggregate	Diesel	0.018875422	0.022496123	0.027174187	0.250305118	0.182823016	31.7394389	0.00150666	0.001588952	0.000401593	0.000266279	1058551.46	956029.9	1367.888614	35373106.3
Statewide Totals	2037	Light Commercial - Misc - Generator Sets	Aggregate	Aggregate	Diesel	0.091312298	0.109485901	0.131329933	0.852441122	0.931838504	149.0354326	0.015435896	0.01955431	0.001697247	0.001238685	4925860.816	1924641.35	16787.26264	63513164.55
Statewide Totals	2037	Light Commercial - Misc - Pressure Washers	Aggregate	Aggregate	Diesel	0.000432782	0.000519422	0.000622351	0.004264311	0.004779366	0.771470235	8.30414E-05	0.000106436	8.6879E-06	6.2822E-06	24983.42586	19341.35	500.5096345	734971.3
Statewide Totals	2037	Light Commercial - Misc - Pumps	Aggregate	Aggregate	Diesel	0.052001146	0.062323784	0.074795941	0.496635853	0.510169608	82.30488064	0.008144009	0.010236687	0.000946434	0.000684811	2723197.214	1004618.7	8740.328602	37170891.9
Statewide Totals	2037	Light Commercial - Misc - Welders	Aggregate	Aggregate	Diesel	0.096305829	0.114999539	0.138604555	1.172028476	0.96588751	164.7994591	0.010315521	0.011903174	0.002026927	0.001378471	5480411.423	3770165.3	9958.307517	173427603.8
Statewide Totals	2038	Construction and Mining - Bore/Drill Rigs	Aggregate	Aggregate	Diesel	0.016137048	0.019525828	0.023237349	0.331187281	0.160111889	114.6913855	0.003466945	0.003189589	0.001059895	0.000936096	3721035.692	648399.2222	1670.883548	143366735.8
Statewide Totals	2038	Construction and Mining - Cranes	Aggregate	Aggregate	Diesel	0.072994626	0.088323498	0.105112262	0.927306647	0.633236014	271.2113965	0.027833222	0.025606565	0.002505294	0.002213591	8799155.073	2555070.028	5026.709643	590505558.7
Statewide Totals	2038	Construction and Mining - Crawler Tractors	Aggregate	Aggregate	Diesel	0.170495987	0.206300144	0.245514221	2.37326744	1.434840258	669.802132	0.057946202	0.053310506	0.006187538	0.005466835	21730992.52	4615207.921	9259.128033	978994576.5
Statewide Totals	2038	Construction and Mining - Excavators	Aggregate	Aggregate	Diesel	0.22057263	0.266892882	0.317624587	4.119998534	1.55451416	1206.7978	0.037029701	0.034067325	0.011150827	0.009849721	39153225.57	12499323.98	17996.28791	1970006702
Statewide Totals	2038	Construction and Mining - Graders	Aggregate	Aggregate	Diesel	0.117773589	0.142506042	0.169593968	1.60767076	0.74895202	453.3599651	0.031970284	0.029412662	0.004188004	0.003700263	14708764.78	3692500.397	5817.881801	694606630.5
Statewide Totals	2038	Construction and Mining - Misc - Bore/Drill Rigs	Aggregate	Aggregate	Diesel	0.002288046	0.002752016	0.003289101	0.010096267	0.017368781	4.03447E-05	0.00058779	0.000444108	2.49055E-07	2.14538E-07	853.5684251	0	139.4537413	0
Statewide Totals	2038	Construction and Mining - Misc - Cement And Mortar Mixers	Aggregate	Aggregate	Diesel	0.002809823	0.0033796	0.004039167	0.016462327	0.021203638	5.07215E-05	0.000738971	0.000558334	3.66254E-07	3.15494E-07	1255.235126	0	970.4999404	0
Statewide Totals	2038	Construction and Mining - Misc - Concrete/Industrial Saws	Aggregate	Aggregate	Diesel	0.001057825	0.001263846	0.0015223	0.012342193	0.010866387	1.462466724	0.000141594	0.000113889	1.89466E-05	1.22263E-05	48600.30572	35050.95	88.99375912	1156681.35
Statewide Totals	2038	Construction and Mining - Misc - Dumpers/Tenders	Aggregate	Aggregate	Diesel	0.000283511	0.000341002	0.000407552	0.001163888	0.002154864	4.97388E-06	7.24655E-05	5.47517E-05	2.95651E-08	2.54676E-08	101.3263817	0	40.95551709	0
Statewide Totals	2038	Construction and Mining - Misc - Excavators	Aggregate	Aggregate	Diesel	0.002026132	0.00243699	0.002912598	0.008317804	0.015399882	3.55462E-05	0.00051788	0.000391287	2.11289E-07	1.82006E-07	724.1360365	0	64.36999887	0
Statewide Totals	2038	Construction and Mining - Misc - Other	Aggregate	Aggregate	Diesel	0.006060894	0.007289926	0.008712635	0.035859273	0.045726231	0.000109509	0.001595463	0.001205462	7.95217E-07	6.85007E-07	2725.390011	0	626.0375249	0
Statewide Totals	2038	Construction and Mining - Misc - Pavers	Aggregate	Aggregate	Diesel	0.000537035	0.000645936	0.000771997	0.002204673	0.004081809	9.42168E-06	0.000137266	0.000103712	5.60031E-08	4.82416E-08	191.9355779	0	25.55999955	0
Statewide Totals	2038	Construction and Mining - Misc - Paving Equipment	Aggregate	Aggregate	Diesel	0.000901285	0.001084049	0.001295612	0.003700016	0.006850343	1.5812E-05	0.000230369	0.000174056	9.39879E-08	8.0962E-08	322.1180362	0	62.77438837	0
Statewide Totals	2038	Construction and Mining - Misc - Plate Compactors	Aggregate	Aggregate	Diesel	0.00192301	0.002312959	0.002764358	0.012132444	0.014484669	3.49638E-05	0.000509395	0.000384876	2.63529E-07	2.27006E-07	903.1756576	0	561.419997	0
Statewide Totals	2038	Construction and Mining - Misc - Rollers	Aggregate	Aggregate	Diesel	0.013260567	0.015949543	0.019062278	0.069726752	0.100314585	0.000237067	0.003453879	0.002609598	1.61009E-06	1.38695E-06	5518.151203	0	1690.601035	0
Statewide Totals	2038	Construction and Mining - Misc - Rubber Tired Loaders	Aggregate	Aggregate	Diesel	0.000376202	0.000452489	0.000540797	0.00154441	0.002859374	6.60004E-06	9.61573E-05	7.26522E-05	3.92311E-08	3.37941E-08	134.4540146	0	16.93087945	0
Statewide Totals	2038	Construction and Mining - Misc - Signal Boards	Aggregate	Aggregate	Diesel	0.030345831	0.036495788	0.043623314	0.19431161	0.229926252	0.64698814	0.00798206	0.006033855	1.2477E-05	8.87755E-06	35301.45467	12698.35	4932.784984	469838.95
Statewide Totals	2038	Construction and Mining - Misc - Skid Steer Loaders	Aggregate	Aggregate	Diesel	0.101451645	0.122024013	0.145838365	0.416485704	0.771096585	0.001779854	0.025931039	0.019592343	1.05796E-05	9.11335E-06	36258.63981	0	6429.900059	0
Statewide Totals	2038	Construction and Mining - Misc - Tractors/Loaders/Backhoes	Aggregate	Aggregate	Diesel	0.009735146	0.011709236	0.013994424	0.039965331	0.073993247	0.000170792	0.002488304	0.001880052	1.0152E-06	8.74503E-07	3479.323544	0	475.0122733	0
Statewide Totals	2038	Construction and Mining - Misc - Trenchers	Aggregate	Aggregate	Diesel	0.011812136	0.014207399	0.016980131	0.054390845	0.089596753	0.000208938	0.003044059	0.002299957	1.31948E-06	1.13661E-06	4522.144431	0	714.0794608	0
Statewide Totals	2038	Construction and Mining - Off-Highway Tractors	Aggregate	Aggregate	Diesel	0.060154007	0.072786348	0.086621769	1.049909043	0.462147798	255.4043327	0.009808439	0.009023764	0.002359535	0.002084576	8286312.298	2930131.509	4096.799486	363270614
Statewide Totals	2038	Construction and Mining - Off-Highway Trucks	Aggregate	Aggregate	Diesel	0.374690136	0.453375065	0.539553796	3.656768842	3.083938944	1535.263198	0.06375577	0.058655309	0.014183029	0.012530612	49809923.68	6236679.182	4287.837055	2526787836
Statewide Totals	2038	Construction and Mining - Other	Aggregate	Aggregate	Diesel	0.07720307	0.093415715	0.111172421	1.214678218	0.685220964	342.1283587	0.022807004	0.020982443	0.00316083	0.002792406	11099977.81	2979687.684	6200.127764	513143493
Statewide Totals	2038	Construction and Mining - Pavers	Aggregate	Aggregate	Diesel	0.015611485	0.018889897	0.022480538	0.372866111	0.138173827	80.44490129	0.004628516	0.004258235	0.000743285	0.00065658	2609946.228	936242.7409	2200.529187	121197544.9
Statewide Totals	2038	Construction and Mining - Paving Equipment	Aggregate	Aggregate	Diesel	0.00941866	0.011396579	0.013562871	0.205304262	0.08861253	46.81705516	0.002591951	0.002384595	0.000432564	0.000382115	1518927.795	624904.2046	1246.804617	82214084.26
Statewide Totals	2038	Construction and Mining - Rollers	Aggregate	Aggregate	Diesel	0.053581926	0.06483413	0.077157973	1.209789001	0.598054143	208.6800585	0.016342348	0.01503496	0.001927743	0.001703219	6770394.678	4246524.913	11471.24645	341128887.2
Statewide Totals	2038	Construction and Mining - Rough Terrain Forklifts	Aggregate	Aggregate	Diesel	0.033601166	0.040657411	0.048385679	1.329878134	0.556677691	226.5951129	0.008697348	0.00800156	0.002093976	0.001849439	7351628.887	3510462.404	11556.42149	352758227.1
Statewide Totals	2038	Construction and Mining - Rubber Tired Dozers	Aggregate	Aggregate	Diesel	0.054255223	0.065648819	0.078127521	0.52192809	0.467179747	133.4535464	0.02031432	0.018689174	0.001232217	0.00108923	4329753.341	846837.764	1021.732095	209940520.5
Statewide Totals	2038	Construction and Mining - Rubber Tired Loaders	Aggregate	Aggregate	Diesel	0.452130032	0.547077339	0.651067246	6.296042681	2.378971472	1843.421239	0.077974029	0.071736107	0.01702978	0.015045756	59807771.93	15815729.27	14977.84767	3202747052
Statewide Totals	2038	Construction and Mining - Scrapers	Aggregate	Aggregate	Diesel	0.286806253	0.347035566	0.413001004	3.394901313	2.100355253	1199.794658	0.087487711	0.080488694	0.011084092	0.009792563	38926016.36	4243382.152	8415.268839	1558085899
Statewide Totals	2038	Construction and Mining - Skid Steer Loaders	Aggregate	Aggregate	Diesel	0.03919971	0.047431649	0.056447583	1.324773527	0.682496444	219.7210559	0.008171976	0.007518218	0.002030254	0.001793334	7128607.679	5616144.181	14985.9438	367364988.3
Statewide Totals	2038	Construction and Mining - Surfacing Equipment	Aggregate	Aggregate	Diesel	0.003540366	0.004283843	0.005098127	0.064674613	0.040127776	25.21958977	0.001103674	0.00101538	0.000233061	0.000205839	818221.8158	199200.3089	688.1713792	52434101.66
Statewide Totals	2038	Construction and Mining - Tractors/Loaders/Backhoes	Aggregate	Aggregate	Diesel	0.405497837	0.490652383	0.583916885	9.587559647	4.342859331	1684.041851	0.086717795	0.079780372	0.015557637	0.013744923	54636883.2	29109563.41	45200.91521	2852257278
Statewide Totals	2038	Construction and Mining - Trenchers	Aggregate	Aggregate	Diesel	0.024518823	0.029667776	0.035307105	0.354190271	0.294243165	69.30543225	0.009768018	0.008986577	0.000640028	0.000565662	2248538.423	1059945.25	2715.443301	83337796.8
Statewide Totals	2038	Industrial - Aerial Lifts	Aggregate	Aggregate	Diesel	0.01614431	0.019534615	0.023247807	0.604778682	0.354992296	106.6706949	0.002698558	0.002482673	0.000985739	0.000870632	3460813.219	3331094.811	10185.17994	209475069.6
Statewide Totals	2038	Industrial - Forklifts	Aggregate	Aggregate	Diesel	0.122965369	0.148788097	0.177070132	2.876684672	1.211776973	449.1266673	0.027271314	0.025089609	0.00414871	0.003665711	14571420.09	15589497.88	19106.74892	1395323624
Statewide Totals	2038	Industrial - Misc - Aerial Lifts	Aggregate	Aggregate	Diesel	0.007929126	0.009536994	0.011398246	0.038686499	0.060076103	0.000140883	0.002052559	0.001550823	9.18062E-07	7.90827E-07	3146.408206	0	1467.200703	0
Statewide Totals	2038	Industrial - Misc - Other General Industrial Equipment	Aggregate	Aggregate	Diesel	0.006315954	0.007596703	0.009079285	0.030723256	0.049380904	0.00011542	0.001681582	0.001270528	7.29938E-07	6.28775E-07	2501.66634	0	306.7671987	0
Statewide Totals	2038	Industrial - Misc - Sweepers/Scrubbers	Aggregate	Aggregate	Diesel	0.001629749	0.001960228	0.00234279	0.008666243	0.012953986	3.04934E-05	0.000444264	0.000335666	1.99333E-07	1.71707E-07	683.1600041	0	127.8019249	0
Statewide Totals	2038	Industrial - Other General Industrial Equipment	Aggregate	Aggregate	Diesel	0.059207313	0.071640849	0.085258531	1.033728243	0.537176217	216.9152939	0.009037007	0.008314046	0.002003713	0.001770433	7037577.822	4397624.015	4864.128249	387841882.6
Statewide Totals	2038	Industrial - Other Material Handling Equipment	Aggregate	Aggregate	Diesel	0.02710031	0.032791376	0.039024447	0.485957736	0.198878818	127.1779714	0.005080015	0.004673614	0.00117501	0.00103801	4126149.222	1201999.557	1463.127185	201330832.4
Statewide Totals	2038	Light Commercial - Misc - Air Compressors	Aggregate	Aggregate	Diesel	0.018954902	0.022590907	0.027288603	0.251628529	0.183391433	31.93755163	0.001450325	0.001538277	0.000404103	0.000267915	1065053.496	962048.75	1376.44859	35595803.75
Statewide Totals	2038	Light Commercial - Misc - Generator Sets	Aggregate	Aggregate	Diesel	0.091822503	0.110098174	0.132063621	0.857462819	0.936237082	149.9679235	0.015357769	0.019509694	0.00170787	0.001246436	4956682.221	1936730.15	16892.23518	63912094.95
Statewide Totals	2038	Light Commercial - Misc - Pressure Washers	Aggregate	Aggregate	Diesel	0.000435513	0.000522702	0.000626277	0.00429152	0.004804671	0.776507527	8.29512E-05	0.000106533	8.74429E-06	6.31472E-06	25112.78168	19443.55	503.8593723	738854.9
Statewide Totals	2038	Light Commercial - Misc - Pumps	Aggregate	Aggregate	Diesel	0.0522913	0.062671892	0.075213211	0.499554149	0.512535398	82.82537296	0.008092256	0.010205158	0.000952411	0.000689135	2740393.811	1010863.85	8795.724075	37401962.45
Statewide Totals	2038	Light Commercial - Misc - Welders	Aggregate	Aggregate	Diesel	0.096742919	0.115522106	0.139233498	1.178344379	0.969317119	165.8303308	0.010075679	0.011696094	0.002039614	0.001387085	5514658.324	3793901.25	10020.59462	174519457.5
Statewide Totals	2039	Construction and Mining - Bore/Drill Rigs	Aggregate	Aggregate	Diesel	0.016150805	0.019542474	0.023257159	0.334404472	0.1598374	115.8499989	0.003410676	0.003137822	0.001070606	0.000945552	3758625.63	654949.3573	1681.438147	144815027.9
Statewide Totals	2039	Construction and Mining - Cranes	Aggregate	Aggregate	Diesel	0.072099657	0.087240585	0.103823506	0.924251289	0.611578406	273.9511766	0.026923101	0.024769253	0.002530651	0.002235953	8888044.22	2580881.369	5058.462248	596470851.4
Statewide Totals	2039	Construction and Mining - Crawler Tractors	Aggregate	Aggregate	Diesel	0.167137098	0.202235888	0.240677421	2.370549265	1.37106939	676.5684794	0.055295867	0.050872198	0.006250197	0.005522061	21950519.21	4661830.795	9317.615882	988884389
Statewide Totals	2039	Construction and Mining - Excavators	Aggregate	Aggregate	Diesel	0.220837021	0.267212795	0.31800531	4.156843304	1.530698222	1218.988883	0.036095819	0.033208153	0.011263532	0.009949223	39548751.82	12625592.26	18109.96645	1989907729
Statewide Totals	2039	Construction and Mining - Graders	Aggregate	Aggregate	Diesel	0.115661889	0.139950886	0.16655312	1.61905858	0.697214695	457.9398117	0.030400794	0.027968731	0.004230411	0.003737643	14857352.86	3729802.071	5854.632065	701623553.2
Statewide Totals	2039	Construction and Mining - Misc - Bore/Drill Rigs	Aggregate	Aggregate	Diesel	0.002314442	0.002783763	0.003327049	0.010214273	0.017569117	4.08106E-05	0.000594578	0.000449237	2.51951E-07	2.17033E-07	863.4938034	0	141.0860388	0
Statewide Totals	2039	Construction and Mining - Misc - Cement And Mortar Mixers	Aggregate	Aggregate	Diesel	0.002841227	0.003417372	0.004084312	0.016646771	0.021440612	5.12885E-05	0.000747233	0.000564576	3.70354E-07	3.19026E-07	1269.287449	0	981.3999748	0
Statewide Totals	2039	Construction and Mining - Misc - Concrete/Industrial Saws	Aggregate	Aggregate	Diesel	0.001070194	0.001278629	0.001540099	0.012483693	0.010972725	1.478883189	0.000141113	0.00011324	1.91593E-05	1.23635E-05	49145.91562	35496.25	90.03182068	1171376.25
Statewide Totals	2039	Construction and Mining - Misc - Dumpers/Tenders	Aggregate	Aggregate	Diesel	0.000287041	0.000345247	0.000412626	0.001178377	0.002181691	5.03581E-06	7.33676E-05	5.54333E-05	2.99332E-08	2.57847E-08	102.5878664	0	41.4654019	0
Statewide Totals	2039	Construction and Mining - Misc - Excavators	Aggregate	Aggregate	Diesel	0.00204911	0.002464627	0.002945627	0.008412135	0.01557453	3.59493E-05	0.000523753	0.000395724	2.13685E-07	1.8407E-07	732.3482668	0	65.10000075	0
Statewide Totals	2039	Construction and Mining - Misc - Other	Aggregate	Aggregate	Diesel	0.006132377	0.007375903	0.00881539	0.036283301	0.04626547	0.000110801	0.001614284	0.001219682	8.04612E-07	6.931E-07	2757.589145	0	633.4351724	0
Statewide Totals	2039	Construction and Mining - Misc - Pavers	Aggregate	Aggregate	Diesel	0.000543128	0.000653264	0.000780756	0.002229685	0.004128123	9.52858E-06	0.000138824	0.000104889	5.66385E-08	4.8789E-08	194.1132558	0	25.85000031	0
Statewide Totals	2039	Construction and Mining - Misc - Paving Equipment	Aggregate	Aggregate	Diesel	0.000911412	0.001096229	0.001310169	0.003741587	0.006927307	1.59897E-05	0.000232957	0.000176012	9.50439E-08	8.18717E-08	325.7371402	0	63.47967929	0
Statewide Totals	2039	Construction and Mining - Misc - Plate Compactors	Aggregate	Aggregate	Diesel	0.001944864	0.002339243	0.002795771	0.012270318	0.014649277	3.53612E-05	0.000515184	0.00038925	2.66524E-07	2.29586E-07	913.439413	0	567.8000148	0

Region	Calendar Year	Vehicle Category	Model Year	Horsepower Bin	Fuel	HC_tpd	ROG_tpd	TOG_tpd	CO_tpd	NOx_tpd	CO2_tpd	PM10_tpd	PM2.5_tpd	SOx_tpd	NH3_tpd	Fuel Consumption	Total_Activity_hpy	Total_Population	Horsepower_Hours_hhpy
Statewide Totals	2039	Construction and Mining - Misc - Rollers	Aggregate	Aggregate	Diesel	0.013408112	0.01612701	0.019274374	0.070503663	0.101430706	0.000239705	0.003492315	0.00263864	1.62802E-06	1.40239E-06	5579.604796	0	1709.457891	0
Statewide Totals	2039	Construction and Mining - Misc - Rubber Tired Loaders	Aggregate	Aggregate	Diesel	0.000383169	0.000460867	0.00055081	0.001573007	0.002912322	6.72225E-06	9.79378E-05	7.39975E-05	3.99576E-08	3.44198E-08	136.9437246	0	17.24439167	0
Statewide Totals	2039	Construction and Mining - Misc - Signal Boards	Aggregate	Aggregate	Diesel	0.030687017	0.036906117	0.04411378	0.196497186	0.232501667	0.654250726	0.008070832	0.00610081	1.26171E-05	8.97619E-06	35693.7004	12844.35	4988.235315	475240.95
Statewide Totals	2039	Construction and Mining - Misc - Skid Steer Loaders	Aggregate	Aggregate	Diesel	0.102441345	0.1232144	0.147261074	0.420548688	0.77861894	0.001797217	0.026184009	0.019783473	1.06828E-05	9.20225E-06	36612.35726	0	6492.626281	0
Statewide Totals	2039	Construction and Mining - Misc - Tractors/Loaders/Backhoes	Aggregate	Aggregate	Diesel	0.009848934	0.011846101	0.014157999	0.040432461	0.07485811	0.000172788	0.002517387	0.001902026	1.02707E-06	8.84724E-07	3519.991407	0	480.5644287	0
Statewide Totals	2039	Construction and Mining - Misc - Trenchers	Aggregate	Aggregate	Diesel	0.011944825	0.014366995	0.017170876	0.054998659	0.090603325	0.000211284	0.003078242	0.002325782	1.33425E-06	1.14933E-06	4572.781586	0	721.9444696	0
Statewide Totals	2039	Construction and Mining - Off-Highway Tractors	Aggregate	Aggregate	Diesel	0.060494748	0.073198645	0.087112438	1.060065003	0.462778999	257.9844297	0.009632766	0.008862145	0.002383379	0.002105634	8370020.703	2959731.725	4122.678056	366940377.1
Statewide Totals	2039	Construction and Mining - Off-Highway Trucks	Aggregate	Aggregate	Diesel	0.373452457	0.451877472	0.537771537	3.678582385	3.042571104	1550.772442	0.060925614	0.056051565	0.014326457	0.012657196	50313104	6299682.174	4314.922367	2552313470
Statewide Totals	2039	Construction and Mining - Other	Aggregate	Aggregate	Diesel	0.076443985	0.092497222	0.110079339	1.221187353	0.667466695	345.5845426	0.021791144	0.020047852	0.003192807	0.002820615	11212109.89	3009788.517	6239.29259	518327273.4
Statewide Totals	2039	Construction and Mining - Pavers	Aggregate	Aggregate	Diesel	0.015537769	0.0188007	0.022374387	0.376385125	0.135281666	81.25755644	0.004451324	0.004095218	0.0007508	0.000663213	2636311.929	945700.6739	2214.429439	122421883.6
Statewide Totals	2039	Construction and Mining - Paving Equipment	Aggregate	Aggregate	Diesel	0.009369501	0.011337096	0.013492081	0.20720262	0.087117036	47.29000149	0.002531101	0.002328613	0.000436938	0.000385975	1534272.018	631216.9927	1254.680404	83044611.72
Statewide Totals	2039	Construction and Mining - Rollers	Aggregate	Aggregate	Diesel	0.052638131	0.063692138	0.075798908	1.219624085	0.590167125	210.7881464	0.015644255	0.014392714	0.001947262	0.001720425	6838789.269	4289423.347	11543.70776	344574974.4
Statewide Totals	2039	Construction and Mining - Rough Terrain Forklifts	Aggregate	Aggregate	Diesel	0.033570783	0.040620647	0.048341927	1.343147068	0.555635794	228.8841788	0.008440128	0.007764918	0.002115141	0.001868122	7425895.112	3545925.128	11629.42083	356321794
Statewide Totals	2039	Construction and Mining - Rubber Tired Dozers	Aggregate	Aggregate	Diesel	0.05363402	0.064897164	0.077232988	0.519098422	0.455351252	134.8016954	0.019742794	0.018163371	0.0012447	0.001100233	4373492.55	855392.5271	1028.186149	212061341.7
Statewide Totals	2039	Construction and Mining - Rubber Tired Loaders	Aggregate	Aggregate	Diesel	0.448459633	0.542636156	0.645781872	6.346360823	2.268978691	1862.043497	0.074063914	0.068138801	0.017202062	0.015197749	60411950.6	15975499.91	15072.45939	3235101233
Statewide Totals	2039	Construction and Mining - Scrapers	Aggregate	Aggregate	Diesel	0.281639406	0.340783682	0.405560745	3.298368284	2.006253604	1211.914995	0.083041891	0.076398539	0.011196306	0.009891487	39319247.34	4286248.838	8468.426218	1573825697
Statewide Totals	2039	Construction and Mining - Skid Steer Loaders	Aggregate	Aggregate	Diesel	0.038947848	0.047126896	0.056084902	1.33754002	0.682382421	221.9406801	0.007637571	0.007026566	0.002050783	0.00181145	7200620.941	5672878.522	15080.60667	371076112.9
Statewide Totals	2039	Construction and Mining - Surfacing Equipment	Aggregate	Aggregate	Diesel	0.003493782	0.004227476	0.005031046	0.06427278	0.039362344	25.47435831	0.001042825	0.000959399	0.000235418	0.000207918	826487.5003	201212.6323	692.5184045	52963791.44
Statewide Totals	2039	Construction and Mining - Tractors/Loaders/Backhoes	Aggregate	Aggregate	Diesel	0.404941304	0.489978978	0.583115478	9.674421516	4.32413804	1701.054057	0.082977695	0.07633948	0.01571494	0.013883775	55188825.51	29403628.49	45486.43932	2881070808
Statewide Totals	2039	Construction and Mining - Trenchers	Aggregate	Aggregate	Diesel	0.024107179	0.029169686	0.034714337	0.356525631	0.289870272	70.00555638	0.009388268	0.008637206	0.000646513	0.000571376	2271253.179	1070652.827	2732.596152	84179676.01
Statewide Totals	2039	Industrial - Aerial Lifts	Aggregate	Aggregate	Diesel	0.016227175	0.019634882	0.023367132	0.610789563	0.357968628	107.7482833	0.002637656	0.002426644	0.000995699	0.000879427	3495774.387	3364745.562	10249.51745	211591188.8
Statewide Totals	2039	Industrial - Forklifts	Aggregate	Aggregate	Diesel	0.122371453	0.148069458	0.176214892	2.904040544	1.199343276	453.6637491	0.025850083	0.023782077	0.004190675	0.003702743	14718620.72	15746983.13	19227.442	1409419196
Statewide Totals	2039	Industrial - Misc - Aerial Lifts	Aggregate	Aggregate	Diesel	0.007966553	0.00958201	0.011452045	0.038876212	0.060359455	0.000141551	0.002062278	0.001558166	9.22501E-07	7.9465E-07	3161.621889	0	1474.294309	0
Statewide Totals	2039	Industrial - Misc - Other General Industrial Equipment	Aggregate	Aggregate	Diesel	0.006361462	0.007651439	0.009144705	0.030934076	0.049733689	0.000116242	0.00169355	0.001279571	7.35041E-07	6.33171E-07	2519.154209	0	308.7657938	0
Statewide Totals	2039	Industrial - Misc - Sweepers/Scrubbers	Aggregate	Aggregate	Diesel	0.001639584	0.001972059	0.002356928	0.008719728	0.013032499	3.06785E-05	0.000446962	0.000337705	2.00554E-07	1.72759E-07	687.3432231	0	128.5939515	0
Statewide Totals	2039	Industrial - Other General Industrial Equipment	Aggregate	Aggregate	Diesel	0.059352222	0.071816188	0.085467199	1.042032624	0.53627015	219.1065743	0.008769591	0.008068024	0.002023968	0.001788318	7108671.499	4442048.854	4894.853864	391759865
Statewide Totals	2039	Industrial - Other Material Handling Equipment	Aggregate	Aggregate	Diesel	0.027152538	0.032854571	0.039099655	0.48900518	0.19711431	128.4627245	0.004908994	0.004516274	0.001186887	0.001048495	4167831.62	1214142.167	1472.369433	203364678.4
Statewide Totals	2039	Light Commercial - Misc - Air Compressors	Aggregate	Aggregate	Diesel	0.019095119	0.022757987	0.027490477	0.253382786	0.184132413	32.13154368	0.001413491	0.001505686	0.000406555	0.000269554	1071569.527	967943.5	1384.538354	35813909.5
Statewide Totals	2039	Light Commercial - Misc - Generator Sets	Aggregate	Aggregate	Diesel	0.092402205	0.110793039	0.132897432	0.86291282	0.940844865	150.8749638	0.015329443	0.01951322	0.001718201	0.001253971	4986648.695	1948472.2	16994.33776	64299582.6
Statewide Totals	2039	Light Commercial - Misc - Pressure Washers	Aggregate	Aggregate	Diesel	0.000438476	0.000526258	0.000630538	0.004319486	0.004831281	0.781509162	8.30626E-05	0.000106832	8.80011E-06	6.35304E-06	25265.18164	19582.25	507.2892344	744125.5
Statewide Totals	2039	Light Commercial - Misc - Pumps	Aggregate	Aggregate	Diesel	0.05262543	0.063072207	0.075693839	0.502761571	0.515005817	83.32651772	0.008069159	0.010200384	0.000958174	0.000693297	2756943.034	1017010.45	8848.939952	37629386.65
Statewide Totals	2039	Light Commercial - Misc - Welders	Aggregate	Aggregate	Diesel	0.09740385	0.116311047	0.140184782	1.186203252	0.973404405	166.8350675	0.009924821	0.011571864	0.002051969	0.001395512	5548161.125	3816797.7	10081.12205	175572694.2
Statewide Totals	2040	Construction and Mining - Bore/Drill Rigs	Aggregate	Aggregate	Diesel	0.016141205	0.019530858	0.023243335	0.337641146	0.158645249	117.0086104	0.003347583	0.003079776	0.001081318	0.000955009	3796215.567	661499.4923	1691.943443	146263320
Statewide Totals	2040	Construction and Mining - Cranes	Aggregate	Aggregate	Diesel	0.07143705	0.086438831	0.102869352	0.928494677	0.598641213	276.6909566	0.026361795	0.024252851	0.002556002	0.002258314	8976933.368	2606692.711	5090.06653	602436144.1
Statewide Totals	2040	Construction and Mining - Crawler Tractors	Aggregate	Aggregate	Diesel	0.164912915	0.199544627	0.237474598	2.363210261	1.32083662	683.3348269	0.053073794	0.048827891	0.006312822	0.005577287	22170045.9	4708453.669	9375.830524	998774201.4
Statewide Totals	2040	Construction and Mining - Excavators	Aggregate	Aggregate	Diesel	0.221362238	0.267848308	0.318761623	4.196260712	1.513565466	1231.179965	0.035462541	0.032625538	0.011376228	0.010048725	39944278.08	12751860.55	18223.11398	2009808755
Statewide Totals	2040	Construction and Mining - Graders	Aggregate	Aggregate	Diesel	0.114918947	0.139051925	0.165483283	1.632124169	0.673355963	462.5196584	0.029796026	0.027412344	0.004272776	0.003775023	15005940.94	3767103.744	5891.210661	708640475.9
Statewide Totals	2040	Construction and Mining - Misc - Bore/Drill Rigs	Aggregate	Aggregate	Diesel	0.002343208	0.002818366	0.003368402	0.010342867	0.017787436	4.13183E-05	0.000601975	0.000454826	2.55107E-07	2.19751E-07	874.3097947	0	142.8647829	0
Statewide Totals	2040	Construction and Mining - Misc - Cement And Mortar Mixers	Aggregate	Aggregate	Diesel	0.002872253	0.003454688	0.00412891	0.016828665	0.021674731	5.18486E-05	0.000755393	0.000570741	3.744E-07	3.22511E-07	1283.153398	0	992.1299678	0
Statewide Totals	2040	Construction and Mining - Misc - Concrete/Industrial Saws	Aggregate	Aggregate	Diesel	0.001081856	0.001292559	0.001556883	0.012622029	0.011077323	1.495301317	0.000141099	0.000113058	1.9372E-05	1.24952E-05	49669.29808	35875.85	91.09140436	1183903.05
Statewide Totals	2040	Construction and Mining - Misc - Dumpers/Tenders	Aggregate	Aggregate	Diesel	0.000290146	0.000348981	0.000417089	0.001191125	0.00220529	5.09028E-06	7.41613E-05	5.6033E-05	3.0257E-08	2.60636E-08	103.6975526	0	41.91393047	0
Statewide Totals	2040	Construction and Mining - Misc - Excavators	Aggregate	Aggregate	Diesel	0.002070198	0.002489993	0.002975944	0.008498712	0.015734819	3.63193E-05	0.000529143	0.000399797	2.15884E-07	1.85965E-07	739.885464	0	65.76999889	0
Statewide Totals	2040	Construction and Mining - Misc - Other	Aggregate	Aggregate	Diesel	0.006204416	0.007462548	0.008918949	0.036710513	0.046808934	0.000112103	0.001633252	0.001234013	8.14078E-07	7.01254E-07	2790.033098	0	640.8888921	0
Statewide Totals	2040	Construction and Mining - Misc - Pavers	Aggregate	Aggregate	Diesel	0.000548802	0.000660088	0.000788911	0.002252975	0.00417124	9.62809E-06	0.000140274	0.000105985	5.72301E-08	4.92985E-08	196.140739	0	26.11999956	0
Statewide Totals	2040	Construction and Mining - Misc - Paving Equipment	Aggregate	Aggregate	Diesel	0.000921697	0.0011086	0.001324956	0.003783816	0.007005489	1.61701E-05	0.000235586	0.000177998	9.61166E-08	8.27956E-08	329.4133637	0	64.19610223	0
Statewide Totals	2040	Construction and Mining - Misc - Plate Compactors	Aggregate	Aggregate	Diesel	0.001966375	0.002365115	0.002826695	0.012406031	0.014811301	3.57523E-05	0.000520882	0.000393555	2.69472E-07	2.32126E-07	923.5422218	0	574.079991	0
Statewide Totals	2040	Construction and Mining - Misc - Rollers	Aggregate	Aggregate	Diesel	0.013554663	0.01630328	0.019485045	0.071273857	0.102539375	0.000242325	0.003530484	0.002667477	1.64581E-06	1.41772E-06	5640.569098	0	1728.124535	0
Statewide Totals	2040	Construction and Mining - Misc - Rubber Tired Loaders	Aggregate	Aggregate	Diesel	0.000389356	0.00046831	0.000559707	0.00159841	0.002959354	6.83082E-06	9.95195E-05	7.51926E-05	4.06029E-08	3.49757E-08	139.1553042	0	17.52288061	0
Statewide Totals	2040	Construction and Mining - Misc - Signal Boards	Aggregate	Aggregate	Diesel	0.031027483	0.037315577	0.044603213	0.198678016	0.235072939	0.661513997	0.00815966	0.006167856	1.27571E-05	9.08299E-06	36118.39876	13004.95	5043.477613	481183.15
Statewide Totals	2040	Construction and Mining - Misc - Skid Steer Loaders	Aggregate	Aggregate	Diesel	0.103421716	0.124393567	0.148670368	0.42457335	0.786070342	0.001814416	0.026434588	0.019972802	1.0785E-05	9.29031E-06	36962.73848	0	6554.760846	0
Statewide Totals	2040	Construction and Mining - Misc - Tractors/Loaders/Backhoes	Aggregate	Aggregate	Diesel	0.009964604	0.011985226	0.014324276	0.040907322	0.075737281	0.000174818	0.002546952	0.001924365	1.03913E-06	8.95115E-07	3561.331895	0	486.2084099	0
Statewide Totals	2040	Construction and Mining - Misc - Trenchers	Aggregate	Aggregate	Diesel	0.012078867	0.014528225	0.017363573	0.055611305	0.091620235	0.000213654	0.003112767	0.002351869	1.34916E-06	1.16217E-06	4623.865947	0	729.8216085	0
Statewide Totals	2040	Construction and Mining - Off-Highway Tractors	Aggregate	Aggregate	Diesel	0.060720819	0.073472191	0.087437979	1.067147636	0.46149457	260.5645267	0.009479159	0.008720826	0.002407227	0.002126693	8453729.108	2989331.941	4148.435742	370610140.3
Statewide Totals	2040	Construction and Mining - Off-Highway Trucks	Aggregate	Aggregate	Diesel	0.373524127	0.451964194	0.537874743	3.711247864	3.006493062	1566.281685	0.060227608	0.055409399	0.014469845	0.012783781	50816284.32	6362685.166	4341.881158	2577839105
Statewide Totals	2040	Construction and Mining - Other	Aggregate	Aggregate	Diesel	0.075745112	0.091651585	0.109072961	1.230725989	0.651548712	349.0407265	0.020972751	0.019294931	0.003224782	0.002848823	11324241.97	3039889.35	6278.27447	523511053.8
Statewide Totals	2040	Construction and Mining - Pavers	Aggregate	Aggregate	Diesel	0.015459463	0.01870595	0.022261626	0.379941938	0.131951427	82.07021159	0.004341687	0.003994352	0.000758316	0.000669846	2662677.631	955158.6068	2228.264762	123646222.4
Statewide Totals	2040	Construction and Mining - Paving Equipment	Aggregate	Aggregate	Diesel	0.009381815	0.011351996	0.013509813	0.209237404	0.086546978	47.76294782	0.002442315	0.00224693	0.000441311	0.000389835	1549616.241	637529.7809	1262.519401	83875139.17
Statewide Totals	2040	Construction and Mining - Rollers	Aggregate	Aggregate	Diesel	0.052238947	0.063209126	0.075224084	1.230390436	0.585918971	212.8962343	0.015223498	0.014005618	0.001966764	0.00173763	6907183.86	4332321.782	11615.83059	348021061.7
Statewide Totals	2040	Construction and Mining - Rough Terrain Forklifts	Aggregate	Aggregate	Diesel	0.033734316	0.040818522	0.048577415	1.356488379	0.557966054	231.1732448	0.008248611	0.007588722	0.002136299	0.001886805	7500161.336	3581387.852	11702.07918	359885360.9
Statewide Totals	2040	Construction and Mining - Rubber Tired Dozers	Aggregate	Aggregate	Diesel	0.052350146	0.063343677	0.07538421	0.49922245	0.435809631	136.1498444	0.018598037	0.017110194	0.001257202	0.001111237	4417231.759	863947.2902	1034.610055	214182162.8
Statewide Totals	2040	Construction and Mining - Rubber Tired Loaders	Aggregate	Aggregate	Diesel	0.446738562	0.54055366	0.643303529	6.39805686	2.189604494	1880.665756	0.071626546	0.065896422	0.017374285	0.015349741	61016129.28	16135270.56	15166.62917	3267455414
Statewide Totals	2040	Construction and Mining - Scrapers	Aggregate	Aggregate	Diesel	0.279838329	0.338604378	0.402967193	3.280589579	1.950350657	1224.035332	0.08089606	0.074424376	0.011308419	0.009990412	39712478.32	4329115.525	8521.335289	1589565496
Statewide Totals	2040	Construction and Mining - Skid Steer Loaders	Aggregate	Aggregate	Diesel	0.038785069	0.046929933	0.055850499	1.350403072	0.682790276	224.1603042	0.007283486	0.006700807	0.00207131	0.001829566	7272634.203	5729612.864	15174.82735	374787237.4
Statewide Totals	2040	Construction and Mining - Surfacing Equipment	Aggregate	Aggregate	Diesel	0.003506734	0.004243148	0.005049697	0.064912198	0.038473255	25.72912684	0.001034119	0.00095139	0.000237773	0.000209998	834753.1848	203224.9557	696.8451241	53493481.23
Statewide Totals	2040	Construction and Mining - Tractors/Loaders/Backhoes	Aggregate	Aggregate	Diesel	0.405179123	0.490266739	0.583457937	9.767665163	4.316721439	1718.066264	0.081066767	0.074581425	0.015872219	0.014022626	55740767.82	29697693.58	45770.6297	2909884338
Statewide Totals	2040	Construction and Mining - Trenchers	Aggregate	Aggregate	Diesel	0.023797475	0.028794944	0.034268364	0.359006787	0.286467213	70.7056805	0.009041742	0.008318403	0.000652995	0.00057709	2293967.936	1081360.404	2749.668878	85021555.21
Statewide Totals	2040	Industrial - Aerial Lifts	Aggregate	Aggregate	Diesel	0.016353305	0.019787499	0.023548759	0.61687379	0.36091601	108.8258716	0.002631861	0.002421312	0.001005659	0.000888222	3530735.555	3398396.314	10313.55443	213707307.9
Statewide Totals	2040	Industrial - Forklifts	Aggregate	Aggregate	Diesel	0.12233502	0.148025375	0.176162429	2.932079769	1.194453244	458.2008309	0.024991505	0.022992185	0.004232624	0.003739774	14865821.34	15904468.39	19347.5713	1423514769
Statewide Totals	2040	Industrial - Misc - Aerial Lifts	Aggregate	Aggregate	Diesel	0.007996075	0.009617519	0.011494485	0.039025182	0.060582982	0.000142077	0.002069941	0.001563957	9.25992E-07	7.97659E-07	3173.587959	0	1479.873734	0
Statewide Totals	2040	Industrial - Misc - Other General Industrial Equipment	Aggregate	Aggregate	Diesel	0.006401975	0.007700167	0.009202941	0.031126088	0.050048984	0.000116977	0.001704265	0.001287667	7.39648E-07	6.3714E-07	2534.942951	0	310.6320338	0
Statewide Totals	2040	Industrial - Misc - Sweepers/Scrubbers	Aggregate	Aggregate	Diesel	0.001652937	0.001988121	0.002376123	0.008789315	0.013138231	3.0927E-05	0.000450582	0.00034044	2.02166E-07	1.74147E-07	692.8683816	0	129.6162453	0
Statewide Totals	2040	Industrial - Other General Industrial Equipment	Aggregate	Aggregate	Diesel	0.059220038	0.071656246	0.085276854	1.051589942	0.532694181	221.2978546	0.008468084	0.007790638	0.002044232	0.001806203	7179765.177	4486473.693	4925.435954	395677847.3
Statewide Totals	2040	Industrial - Other Material Handling Equipment	Aggregate	Aggregate	Diesel	0.027191833	0.032902118	0.03915624	0.493461928	0.195794599	129.7474776	0.004777052	0.004394887	0.001198764	0.001058981	4209514.019	1226284.778	1481.56851	205398524.3
Statewide Totals	2040	Light Commercial - Misc - Air Compressors	Aggregate	Aggregate	Diesel	0.01924839	0.022940589	0.027711145	0.25519356	0.184952198	32.31583955	0.001391314	0.00148653	0.000408885	0.000271113	1077766.247	973392.95	1392.638203	36015539.15
Statewide Totals	2040	Light Commercial - Misc - Generator Sets	Aggregate	Aggregate	Diesel	0.092977444	0.11148232	0.133724856	0.868238722	0.945461634	151.7344489	0.015337426	0.01955063	0.001727993	0.001261128	5015106.97	1959582.8	17091.10025	64666232.4
Statewide Totals	2040	Light Commercial - Misc - Pressure Washers	Aggregate	Aggregate	Diesel	0.000440919	0.000529188	0.000634051	0.004344117	0.004854157	0.785798054	8.32119E-05	0.000107128	8.8487E-06	6.38096E-06	25376.21313	19658.9	509.9087148	747038.2
Statewide Totals	2040	Light Commercial - Misc - Pumps	Aggregate	Aggregate	Diesel	0.05295898	0.063471666	0.076173649	0.505909246	0.517496662	83.80091961	0.008066726	0.010214116	0.000963632	0.000697265	2772722.957	1022817.6	8899.20604	37844251.2
Statewide Totals	2040	Light Commercial - Misc - Welders	Aggregate	Aggregate	Diesel	0.098091075	0.117131113	0.14117395	1.194069245	0.977740247	167.7854266	0.009839628	0.011507433	0.002063665	0.001403461	5579765.641	3838686.75	10138.73941	176579590.5
Statewide Totals	2041	Construction and Mining - Bore/Drill Rigs	Aggregate	Aggregate	Diesel	0.016156839	0.019549776	0.023265849	0.340556592	0.1572814	118.1672259	0.00324503	0.002985427	0.00109203	0.000964465	3833805.505	668049.6274	1702.400122	147711612.1

Region	Calendar Year	Vehicle Category	Model Year	Horsepower Bin	Fuel	HC_tpd	ROG_tpd	TOG_tpd	CO_tpd	NOx_tpd	CO2_tpd	PM10_tpd	PM2.5_tpd	SOx_tpd	NH3_tpd	Fuel Consumption	Total_Activity_hpy	Total_Population	Horsepower_Hours_hhpy
Statewide Totals	2041	Construction and Mining - Cranes	Aggregate	Aggregate	Diesel	0.070907537	0.08579812	0.102106854	0.927272452	0.58517262	279.4307367	0.025557465	0.023512868	0.002581349	0.002280676	9065822.515	2632504.052	5121.52455	608401436.8
Statewide Totals	2041	Construction and Mining - Crawler Tractors	Aggregate	Aggregate	Diesel	0.164298	0.198800579	0.236589119	2.373139854	1.293944517	690.1011743	0.051877355	0.047727166	0.006375399	0.005632513	22389572.59	4755076.543	9433.775752	1008664014
Statewide Totals	2041	Construction and Mining - Excavators	Aggregate	Aggregate	Diesel	0.222060074	0.26869269	0.319766507	4.235598444	1.503663038	1243.371048	0.034580153	0.031813741	0.01148892	0.010148227	40339804.33	12878128.84	18335.73787	2029709781
Statewide Totals	2041	Construction and Mining - Graders	Aggregate	Aggregate	Diesel	0.114527984	0.138578861	0.164920297	1.646240346	0.649704084	467.099505	0.028312078	0.026047112	0.004315131	0.003812403	15154529.02	3804405.418	5927.619973	715657398.6
Statewide Totals	2041	Construction and Mining - Misc - Bore/Drill Rigs	Aggregate	Aggregate	Diesel	0.002344971	0.002820483	0.003370931	0.010348321	0.017800878	4.13487E-05	0.000602418	0.00045516	2.55264E-07	2.19887E-07	874.8487399	0	142.9365411	0
Statewide Totals	2041	Construction and Mining - Misc - Cement And Mortar Mixers	Aggregate	Aggregate	Diesel	0.002872172	0.003454589	0.004128794	0.016827827	0.021674128	5.1847E-05	0.00075537	0.00050724	3.74384E-07	3.22498E-07	1283.098955	0	992.0599611	0
Statewide Totals	2041	Construction and Mining - Misc - Concrete/Industrial Saws	Aggregate	Aggregate	Diesel	0.001076046	0.00128557	0.00154853	0.012598173	0.011033156	1.495301215	0.000139614	0.000111936	1.93714E-05	1.24947E-05	49667.22131	35875.85	90.65707167	1183903.05
Statewide Totals	2041	Construction and Mining - Misc - Dumpers/Tenders	Aggregate	Aggregate	Diesel	0.000289813	0.000348582	0.000416611	0.00118976	0.002202765	5.08444E-06	7.40763E-05	5.59687E-05	3.02223E-08	2.60338E-08	103.5787814	0	41.86592353	0
Statewide Totals	2041	Construction and Mining - Misc - Excavators	Aggregate	Aggregate	Diesel	0.002070514	0.002490373	0.002976397	0.008500002	0.015737212	3.63248E-05	0.000529224	0.000399858	2.15917E-07	1.85993E-07	739.9979582	0	65.77999819	0
Statewide Totals	2041	Construction and Mining - Misc - Other	Aggregate	Aggregate	Diesel	0.006204648	0.007462824	0.008919278	0.036709377	0.046810758	0.000112107	0.001633302	0.00123405	8.14072E-07	7.01249E-07	2790.00946	0	640.8804933	0
Statewide Totals	2041	Construction and Mining - Misc - Pavers	Aggregate	Aggregate	Diesel	0.000549852	0.000661351	0.000790421	0.002257288	0.004179224	9.64653E-06	0.000140542	0.000106187	5.73396E-08	4.93929E-08	196.5161974	0	26.16999928	0
Statewide Totals	2041	Construction and Mining - Misc - Paving Equipment	Aggregate	Aggregate	Diesel	0.000919114	0.001105491	0.00132124	0.003773203	0.006985842	1.61248E-05	0.000234925	0.000177499	9.58469E-08	8.25634E-08	328.4894114	0	64.01604228	0
Statewide Totals	2041	Construction and Mining - Misc - Plate Compactors	Aggregate	Aggregate	Diesel	0.001966305	0.002365035	0.002826594	0.012405598	0.014810786	3.5751E-05	0.000520863	0.000393541	2.69463E-07	2.32118E-07	923.5100397	0	574.0599807	0
Statewide Totals	2041	Construction and Mining - Misc - Rollers	Aggregate	Aggregate	Diesel	0.013504733	0.016243219	0.019413264	0.070991826	0.102162237	0.000241427	0.003517395	0.002657589	1.63946E-06	1.41224E-06	5618.798538	0	1720.933407	0
Statewide Totals	2041	Construction and Mining - Misc - Rubber Tired Loaders	Aggregate	Aggregate	Diesel	0.00038699	0.000465464	0.000556304	0.001588696	0.002941367	6.7893E-06	9.89146E-05	7.47355E-05	4.03561E-08	3.47631E-08	138.3095521	0	17.41638101	0
Statewide Totals	2041	Construction and Mining - Misc - Signal Boards	Aggregate	Aggregate	Diesel	0.031027679	0.037315817	0.044603499	0.198679279	0.235074436	0.661514001	0.008159713	0.006167897	1.27571E-05	9.08302E-06	36118.49248	13004.95	5043.510115	481183.15
Statewide Totals	2041	Construction and Mining - Misc - Skid Steer Loaders	Aggregate	Aggregate	Diesel	0.103053528	0.123950721	0.148141092	0.423061849	0.783271899	0.001807957	0.026340481	0.019901696	1.07466E-05	9.25724E-06	36831.14941	0	6531.425607	0
Statewide Totals	2041	Construction and Mining - Misc - Tractors/Loaders/Backhoes	Aggregate	Aggregate	Diesel	0.009961704	0.011981735	0.014320104	0.040895408	0.075715224	0.000174767	0.00254621	0.001923805	1.03883E-06	8.94854E-07	3560.294645	0	486.0668018	0
Statewide Totals	2041	Construction and Mining - Misc - Trenchers	Aggregate	Aggregate	Diesel	0.011589135	0.013939175	0.016659561	0.053223145	0.087909618	0.000204953	0.002985998	0.002256087	1.29247E-06	1.11335E-06	4429.595179	0	693.656631	0
Statewide Totals	2041	Construction and Mining - Off-Highway Tractors	Aggregate	Aggregate	Diesel	0.061155051	0.073997612	0.088063274	1.077552566	0.463575244	263.1446237	0.009439961	0.008684765	0.002431068	0.002147751	8537437.513	3018932.157	4174.074224	374279903.4
Statewide Totals	2041	Construction and Mining - Off-Highway Trucks	Aggregate	Aggregate	Diesel	0.374682073	0.453365308	0.539542185	3.743940523	2.993132418	1581.790928	0.059495898	0.054736226	0.014613201	0.012910365	51319464.64	6425688.157	4368.715185	2603364739
Statewide Totals	2041	Construction and Mining - Other	Aggregate	Aggregate	Diesel	0.075230581	0.091029003	0.108332036	1.237540327	0.639817818	352.4969104	0.020096916	0.018489162	0.003256752	0.002877032	11436374.05	3069990.183	6317.075944	528694834.2
Statewide Totals	2041	Construction and Mining - Pavers	Aggregate	Aggregate	Diesel	0.01543927	0.018681517	0.022232549	0.383623182	0.129115181	82.88286674	0.004251713	0.003911576	0.00076583	0.000676479	2689043.332	964616.5398	2242.036055	124870561.1
Statewide Totals	2041	Construction and Mining - Paving Equipment	Aggregate	Aggregate	Diesel	0.009397364	0.011370811	0.013532204	0.211265768	0.08630921	48.23589416	0.002362619	0.002173609	0.000445683	0.000393695	1564960.464	643842.569	1270.322121	84705666.62
Statewide Totals	2041	Construction and Mining - Rollers	Aggregate	Aggregate	Diesel	0.051918647	0.062821563	0.074762852	1.240920777	0.583750589	215.0043223	0.014798085	0.013614238	0.001986264	0.001754836	6975578.451	4375220.217	11687.61964	351467148.9
Statewide Totals	2041	Construction and Mining - Rough Terrain Forklifts	Aggregate	Aggregate	Diesel	0.033860575	0.040971296	0.048759228	1.369824173	0.558742612	233.4623108	0.007838801	0.007211697	0.002157459	0.001905488	7574427.56	3616850.577	11774.40127	363448927.9
Statewide Totals	2041	Construction and Mining - Rubber Tired Dozers	Aggregate	Aggregate	Diesel	0.050894586	0.06158245	0.073288205	0.489419062	0.416531203	137.4979934	0.017032385	0.015669794	0.00126971	0.00112224	4460970.968	872502.0532	1041.004231	216302983.9
Statewide Totals	2041	Construction and Mining - Rubber Tired Loaders	Aggregate	Aggregate	Diesel	0.446937085	0.540793873	0.643589403	6.452480345	2.13573919	1899.288015	0.069275011	0.06373301	0.017546451	0.015501733	61620307.95	16295041.21	15260.36314	3299809595
Statewide Totals	2041	Construction and Mining - Scrapers	Aggregate	Aggregate	Diesel	0.278342443	0.336794356	0.400813118	3.254249861	1.912165875	1236.155669	0.078576806	0.072290662	0.011420522	0.010089336	40105709.31	4371982.211	8573.9995	1605305294
Statewide Totals	2041	Construction and Mining - Skid Steer Loaders	Aggregate	Aggregate	Diesel	0.038884809	0.047050619	0.055994125	1.363479519	0.686060754	226.3799284	0.007034699	0.006471923	0.002091828	0.001847683	7344647.465	5786347.205	15268.61198	378498362
Statewide Totals	2041	Construction and Mining - Surfacing Equipment	Aggregate	Aggregate	Diesel	0.003506232	0.004242541	0.005048974	0.065553752	0.03766353	25.98389537	0.000990352	0.000911124	0.000240129	0.000212077	843018.8692	205237.2791	701.1518198	54023171.02
Statewide Totals	2041	Construction and Mining - Tractors/Loaders/Backhoes	Aggregate	Aggregate	Diesel	0.406364494	0.491701038	0.585164871	9.857433591	4.323712815	1735.078471	0.079273774	0.072931872	0.01602947	0.014161477	56292710.13	29991758.66	46053.50486	2938697868
Statewide Totals	2041	Construction and Mining - Trenchers	Aggregate	Aggregate	Diesel	0.023503754	0.028439542	0.033845405	0.361089667	0.284309264	71.40580463	0.008686963	0.007992006	0.000659477	0.000582805	2316682.692	1092067.98	2766.662593	85863434.42
Statewide Totals	2041	Industrial - Aerial Lifts	Aggregate	Aggregate	Diesel	0.016458536	0.019914828	0.023700291	0.622938041	0.3638201	109.90346	0.00252506	0.002323056	0.001015618	0.000897017	3565696.722	3432047.065	10377.29505	215823427
Statewide Totals	2041	Industrial - Forklifts	Aggregate	Aggregate	Diesel	0.122496238	0.148220448	0.176394583	2.960283094	1.19206052	462.7379127	0.024135504	0.022204664	0.004274567	0.003776805	15013021.96	16061953.64	19467.14464	1437610341
Statewide Totals	2041	Industrial - Misc - Aerial Lifts	Aggregate	Aggregate	Diesel	0.007950632	0.009562863	0.011429162	0.038805789	0.060238602	0.00014127	0.002058187	0.001555075	9.20765E-07	7.93156E-07	3155.673738	0	1471.519933	0
Statewide Totals	2041	Industrial - Misc - Other General Industrial Equipment	Aggregate	Aggregate	Diesel	0.006365349	0.007656114	0.009150293	0.030947657	0.049762552	0.000116308	0.001694509	0.001280297	7.35411E-07	6.3349E-07	2520.422357	0	308.8477213	0
Statewide Totals	2041	Industrial - Misc - Sweepers/Scrubbers	Aggregate	Aggregate	Diesel	0.001627403	0.001957409	0.002339418	0.008642915	0.012932231	3.0439E-05	0.000443473	0.000335068	1.98885E-07	1.71321E-07	681.6237777	0	127.4279964	0
Statewide Totals	2041	Industrial - Other General Industrial Equipment	Aggregate	Aggregate	Diesel	0.059529531	0.072030733	0.085722525	1.061642003	0.534345765	223.4891349	0.008271257	0.007609556	0.002064482	0.001824088	7250858.854	4530898.532	4955.876511	399595829.7
Statewide Totals	2041	Industrial - Other Material Handling Equipment	Aggregate	Aggregate	Diesel	0.027301154	0.033034397	0.039313662	0.498050814	0.195222961	131.0322306	0.004795371	0.004411741	0.001210639	0.001069467	4251196.417	1238427.389	1490.725013	207432370.3
Statewide Totals	2041	Light Commercial - Misc - Air Compressors	Aggregate	Aggregate	Diesel	0.019249501	0.022941928	0.027712744	0.255199162	0.184960619	32.31696576	0.001391545	0.001486835	0.000408895	0.000271122	1077803.199	973392.95	1392.738148	36015539.15
Statewide Totals	2041	Light Commercial - Misc - Generator Sets	Aggregate	Aggregate	Diesel	0.092977241	0.111482075	0.133724568	0.86823972	0.945460607	151.7343459	0.01533801	0.0195514	0.001727992	0.001261127	5015103.649	1959582.8	17091.15086	64666232.4
Statewide Totals	2041	Light Commercial - Misc - Pressure Washers	Aggregate	Aggregate	Diesel	0.00044091	0.000529177	0.000634038	0.004344181	0.004854115	0.785794603	8.32136E-05	0.000107131	8.84866E-06	6.38093E-06	25376.10316	19658.9	509.9189744	747038.2
Statewide Totals	2041	Light Commercial - Misc - Pumps	Aggregate	Aggregate	Diesel	0.052959359	0.063472118	0.076174198	0.505912111	0.517499506	83.80131958	0.0080671	0.010214615	0.000963636	0.000697268	2772736.123	1022817.6	8899.336274	37844251.2
Statewide Totals	2041	Light Commercial - Misc - Welders	Aggregate	Aggregate	Diesel	0.098091307	0.117131388	0.141174279	1.194067626	0.977742087	167.7856154	0.009839928	0.011507833	0.002063666	0.001403463	5579771.711	3838686.75	10138.65941	176579590.5
Statewide Totals	2042	Construction and Mining - Bore/Drill Rigs	Aggregate	Aggregate	Diesel	0.016215389	0.019620621	0.023350161	0.343847354	0.156925795	119.3258393	0.003200593	0.002944546	0.00110274	0.000973921	3871395.443	674599.7624	1712.808852	149159904.2
Statewide Totals	2042	Construction and Mining - Cranes	Aggregate	Aggregate	Diesel	0.07059433	0.085419139	0.101655835	0.932430358	0.5734515	282.1705168	0.024945172	0.022949558	0.002606689	0.002303038	9154711.662	2658315.394	5152.83832	614366729.5
Statewide Totals	2042	Construction and Mining - Crawler Tractors	Aggregate	Aggregate	Diesel	0.16364075	0.198005307	0.23564268	2.386900633	1.268391052	696.8675218	0.050112969	0.046103931	0.006437977	0.005687739	22609099.28	4801699.417	9491.455272	1018553826
Statewide Totals	2042	Construction and Mining - Excavators	Aggregate	Aggregate	Diesel	0.223108705	0.269961533	0.321276535	4.273732214	1.50039776	1255.562131	0.033993552	0.031274436	0.011601601	0.010247729	40735330.58	13004397.13	18447.84532	2049610807
Statewide Totals	2042	Construction and Mining - Graders	Aggregate	Aggregate	Diesel	0.113973864	0.137908376	0.164122365	1.659673011	0.627499405	471.6793516	0.027156828	0.024984282	0.00435749	0.003849783	15303117.1	3841707.092	5963.862331	722674321.3
Statewide Totals	2042	Construction and Mining - Misc - Bore/Drill Rigs	Aggregate	Aggregate	Diesel	0.002346436	0.002822245	0.003373036	0.010350063	0.017812146	4.13732E-05	0.000602775	0.000455429	2.55353E-07	2.19964E-07	875.1545893	0	142.9533013	0
Statewide Totals	2042	Construction and Mining - Misc - Cement And Mortar Mixers	Aggregate	Aggregate	Diesel	0.002871983	0.003454364	0.004128522	0.016827277	0.021672688	5.18438E-05	0.000755322	0.000570689	3.74367E-07	3.22483E-07	1283.042867	0	992.0599859	0
Statewide Totals	2042	Construction and Mining - Misc - Concrete/Industrial Saws	Aggregate	Aggregate	Diesel	0.001070376	0.001278751	0.00154038	0.012574899	0.010990067	1.495301116	0.000138164	0.000110841	1.93708E-05	1.24942E-05	49665.1951	35875.85	90.23331159	1183903.05
Statewide Totals	2042	Construction and Mining - Misc - Dumpers/Tenders	Aggregate	Aggregate	Diesel	0.000290433	0.000349328	0.000417503	0.001192306	0.002207478	5.09532E-06	7.42348E-05	5.60885E-05	3.0287E-08	2.60895E-08	103.8004164	0	41.95550691	0
Statewide Totals	2042	Construction and Mining - Misc - Excavators	Aggregate	Aggregate	Diesel	0.002070828	0.002490751	0.002976848	0.008501297	0.015739605	3.63303E-05	0.000529304	0.000399918	2.1595E-07	1.86021E-07	740.110485	0	65.79000098	0
Statewide Totals	2042	Construction and Mining - Misc - Other	Aggregate	Aggregate	Diesel	0.006203281	0.007461183	0.008917316	0.036701826	0.046800425	0.000112082	0.001632945	0.001233781	8.139E-07	7.01101E-07	2789.422444	0	640.7463078	0
Statewide Totals	2042	Construction and Mining - Misc - Pavers	Aggregate	Aggregate	Diesel	0.000549853	0.000661351	0.000790421	0.002257288	0.004179224	9.64653E-06	0.000140542	0.000106187	5.73396E-08	4.93929E-08	196.5162061	0	26.17000039	0
Statewide Totals	2042	Construction and Mining - Misc - Paving Equipment	Aggregate	Aggregate	Diesel	0.000915307	0.001100914	0.00131577	0.003757579	0.006956917	1.6058E-05	0.000233953	0.000176764	9.54501E-08	8.22216E-08	327.129431	0	63.7510096	0
Statewide Totals	2042	Construction and Mining - Misc - Plate Compactors	Aggregate	Aggregate	Diesel	0.001966613	0.002365403	0.002827039	0.012407543	0.014813106	3.57566E-05	0.000520946	0.000393603	2.69505E-07	2.32154E-07	923.6548629	0	574.1500058	0
Statewide Totals	2042	Construction and Mining - Misc - Rollers	Aggregate	Aggregate	Diesel	0.013454124	0.016182353	0.019340518	0.0707086	0.101779933	0.000240517	0.003504144	0.002647575	1.63306E-06	1.40673E-06	5596.866935	0	1713.755721	0
Statewide Totals	2042	Construction and Mining - Misc - Rubber Tired Loaders	Aggregate	Aggregate	Diesel	0.000383064	0.000460742	0.000550661	0.001572578	0.002911529	6.72043E-06	9.79112E-05	7.39773E-05	3.99466E-08	3.44104E-08	136.9064335	0	17.23969602	0
Statewide Totals	2042	Construction and Mining - Misc - Signal Boards	Aggregate	Aggregate	Diesel	0.031027222	0.037315268	0.044602838	0.198676364	0.235070961	0.661513992	0.008159592	0.006167806	1.2757E-05	9.08296E-06	36118.27601	13004.95	5043.434768	481183.15
Statewide Totals	2042	Construction and Mining - Misc - Skid Steer Loaders	Aggregate	Aggregate	Diesel	0.102713327	0.123541536	0.14765205	0.421665235	0.780686148	0.001801988	0.026253525	0.019836	1.07111E-05	9.22668E-06	36709.56214	0	6509.863963	0
Statewide Totals	2042	Construction and Mining - Misc - Tractors/Loaders/Backhoes	Aggregate	Aggregate	Diesel	0.009955026	0.011973706	0.01431051	0.040867997	0.075664477	0.00017465	0.002544504	0.001922516	1.03813E-06	8.94254E-07	3557.908369	0	485.7410177	0
Statewide Totals	2042	Construction and Mining - Misc - Trenchers	Aggregate	Aggregate	Diesel	0.011097702	0.013348097	0.01595313	0.050856997	0.08418527	0.00019623	0.002858917	0.002160071	1.23604E-06	1.06474E-06	4236.195698	0	658.8579673	0
Statewide Totals	2042	Construction and Mining - Off-Highway Tractors	Aggregate	Aggregate	Diesel	0.061480748	0.074391705	0.088532277	1.087366207	0.464786022	265.7247206	0.009276265	0.008534163	0.002454912	0.002168809	8621145.918	3048532.374	4199.595139	377949666.6
Statewide Totals	2042	Construction and Mining - Off-Highway Trucks	Aggregate	Aggregate	Diesel	0.376249986	0.455262483	0.54179998	3.774574213	2.98664995	1597.300172	0.05866288	0.05396985	0.014756545	0.013036949	51822644.96	6488691.149	4395.426165	2628890374
Statewide Totals	2042	Construction and Mining - Other	Aggregate	Aggregate	Diesel	0.07535234	0.091176332	0.10850737	1.249181655	0.635910047	355.9530943	0.019765362	0.018184133	0.003288702	0.002905241	11548506.13	3100091.016	6355.699494	533878614.6
Statewide Totals	2042	Construction and Mining - Pavers	Aggregate	Aggregate	Diesel	0.0154937	0.018747377	0.022310928	0.387345391	0.128871512	83.69552189	0.003997361	0.003677572	0.000773342	0.000683112	2715409.033	974074.4728	2255.744199	126094899.9
Statewide Totals	2042	Construction and Mining - Paving Equipment	Aggregate	Aggregate	Diesel	0.009376304	0.011345328	0.013501878	0.213037402	0.085727139	48.70884049	0.002271607	0.002089878	0.000450056	0.000397555	1580304.686	650155.3572	1278.089061	85536194.08
Statewide Totals	2042	Construction and Mining - Rollers	Aggregate	Aggregate	Diesel	0.051814824	0.062695937	0.074613347	1.250591118	0.582238139	217.1124102	0.014336809	0.013189865	0.002005757	0.001772042	7043973.041	4418118.651	11759.0795	354913236.1
Statewide Totals	2042	Construction and Mining - Rough Terrain Forklifts	Aggregate	Aggregate	Diesel	0.03406295	0.04121617	0.049050648	1.383202425	0.560832085	235.7513767	0.007741146	0.007121854	0.002178617	0.001924171	7648693.784	3652313.301	11846.39172	367012494.8
Statewide Totals	2042	Construction and Mining - Rubber Tired Dozers	Aggregate	Aggregate	Diesel	0.050605856	0.061233086	0.072872433	0.482959853	0.407737218	138.8461423	0.016539347	0.015216199	0.001282183	0.001133244	4504710.177	881056.8163	1047.369087	21842380 5
Statewide Totals	2042	Construction and Mining - Rubber Tired Loaders	Aggregate	Aggregate	Diesel	0.447502202	0.541477664	0.64440317	6.506614625	2.095336007	1917.910274	0.066707823	0.061371197	0.017718607	0.015653726	62224486.63	16454811.85	15353.66729	3332163776
Statewide Totals	2042	Construction and Mining - Scrapers	Aggregate	Aggregate	Diesel	0.276691115	0.334796249	0.398435206	3.18586496	1.861967716	1248.276006	0.075652369	0.069600179	0.01153263	0.010188261	40498940.29	4414848.898	8626.422218	1621045093
Statewide Totals	2042	Construction and Mining - Skid Steer Loaders	Aggregate	Aggregate	Diesel	0.038942746	0.047120723	0.056077554	1.376548318	0.688985021	228.5995526	0.006713119	0.006176069	0.002112348	0.001865799	7416660.726	5843081.547	15361.96657	382209486.6
Statewide Totals	2042	Construction and Mining - Surfacing Equipment	Aggregate	Aggregate	Diesel	0.003519919	0.004259101	0.005068683	0.066194486	0.037407712	26.23866391	0.000992242	0.000912863	0.000242484	0.000214156	851284.5537	207249.6025	705.4387672	54552860.81
Statewide Totals	2042	Construction and Mining - Tractors/Loaders/Backhoes	Aggregate	Aggregate	Diesel	0.407776555	0.493409631	0.587198239	9.949829671	4.334345649	1752.090677	0.077569295	0.071363751	0.016186714	0.014300329	56844652.44	30285823.74	46335.08289	2967511398
Statewide Totals	2042	Construction and Mining - Trenchers	Aggregate	Aggregate	Diesel	0.023052426	0.027893435	0.033195493	0.357069394	0.278817099	72.10592876	0.008148979	0.007497061	0.000665963	0.000588519	2339397.448	1102775.557	2783.578383	86705313.63

Region	Calendar Year	Vehicle Category	Model Year	Horsepower Bin	Fuel	HC_tpd	ROG_tpd	TOG_tpd	CO_tpd	NOx_tpd	CO2_tpd	PM10_tpd	PM2.5_tpd	SOx_tpd	NH3_tpd	Fuel Consumption	Total_Activity_hpy	Total_Population	Horsepower_Hours_hhpy
Statewide Totals	2042	Industrial - Aerial Lifts	Aggregate	Aggregate	Diesel	0.016553759	0.020030049	0.023837413	0.628864992	0.366533047	110.9810484	0.002458459	0.002261783	0.001025578	0.000905812	3600657.89	3465697.816	10440.74339	217939546.1
Statewide Totals	2042	Industrial - Forklifts	Aggregate	Aggregate	Diesel	0.122617271	0.148366898	0.176568871	2.98614866	1.190339805	467.2749945	0.023178588	0.021324301	0.004316511	0.003813836	15160222.59	16219438.9	19586.16968	1451705913
Statewide Totals	2042	Industrial - Misc - Aerial Lifts	Aggregate	Aggregate	Diesel	0.007923263	0.009529946	0.011389822	0.038675255	0.060031164	0.000140784	0.002051117	0.001549733	9.17642E-07	7.90464E-07	3144.966597	0	1466.526805	0
Statewide Totals	2042	Industrial - Misc - Other General Industrial Equipment	Aggregate	Aggregate	Diesel	0.006336798	0.007621774	0.009109249	0.030809652	0.049539575	0.000115787	0.001686921	0.001274562	7.32125E-07	6.30659E-07	2509.158192	0	307.4786001	0
Statewide Totals	2042	Industrial - Misc - Sweepers/Scrubbers	Aggregate	Aggregate	Diesel	0.001602207	0.001927103	0.002303199	0.008500635	0.01272958	2.99596E-05	0.000436488	0.000329791	1.9568E-07	1.6856E-07	670.6391387	0	125.3068543	0
Statewide Totals	2042	Industrial - Other General Industrial Equipment	Aggregate	Aggregate	Diesel	0.059756834	0.072305769	0.086049841	1.071551823	0.537878126	225.6804153	0.008119478	0.00746992	0.002084735	0.001841973	7321952.531	4575323.371	4986.177483	403513812
Statewide Totals	2042	Industrial - Other Material Handling Equipment	Aggregate	Aggregate	Diesel	0.027322391	0.033060093	0.039344243	0.502409221	0.193280047	132.3169837	0.004583749	0.004217049	0.001222516	0.001079953	4292878.815	1250570	1499.839529	209466216.3
Statewide Totals	2042	Light Commercial - Misc - Air Compressors	Aggregate	Aggregate	Diesel	0.019247755	0.022939824	0.027710232	0.255190271	0.184947393	32.31519532	0.001391204	0.001486383	0.000408878	0.000271107	1077745.104	973392.95	1392.578189	36015539.15
Statewide Totals	2042	Light Commercial - Misc - Generator Sets	Aggregate	Aggregate	Diesel	0.092976426	0.111481086	0.133723387	0.868233452	0.945453576	151.7333735	0.015338025	0.019551419	0.001727983	0.001261119	5015071.695	1959582.8	17090.93046	64666232.4
Statewide Totals	2042	Light Commercial - Misc - Pressure Washers	Aggregate	Aggregate	Diesel	0.00044076	0.000528997	0.000633823	0.004343415	0.004852934	0.785637066	8.31835E-05	0.000107091	8.84716E-06	6.37963E-06	25370.93625	19658.9	509.7888365	747038.2
Statewide Totals	2042	Light Commercial - Misc - Pumps	Aggregate	Aggregate	Diesel	0.052960745	0.063473792	0.076176197	0.505917549	0.517510063	83.80269901	0.008067466	0.010215095	0.000963649	0.00069728	2772781.315	1022817.6	8899.446059	37844251.2
Statewide Totals	2042	Light Commercial - Misc - Welders	Aggregate	Aggregate	Diesel	0.098094922	0.117135737	0.141179476	1.194085613	0.977769464	167.7892713	0.009840722	0.011508881	0.002063701	0.001403493	5579891.657	3838686.75	10139.14926	176579590.5
Statewide Totals	2043	Construction and Mining - Bore/Drill Rigs	Aggregate	Aggregate	Diesel	0.01627789	0.019696246	0.023440161	0.347143455	0.157024109	120.4844528	0.003132252	0.002881672	0.00111345	0.000983378	3908985.38	681149.8975	1723.170286	150608196.3
Statewide Totals	2043	Construction and Mining - Cranes	Aggregate	Aggregate	Diesel	0.069890604	0.084567631	0.10064247	0.929040674	0.560507179	284.9102969	0.023870151	0.021960539	0.00263204	0.0023254	9243600.81	2684126.735	5184.009805	620332022.2
Statewide Totals	2043	Construction and Mining - Crawler Tractors	Aggregate	Aggregate	Diesel	0.162726781	0.196899405	0.234326564	2.395382103	1.244423687	703.6338692	0.047812554	0.04398755	0.006500562	0.005742965	22828625.97	4848322.291	9548.872706	1028443639
Statewide Totals	2043	Construction and Mining - Excavators	Aggregate	Aggregate	Diesel	0.224227527	0.271315308	0.322887639	4.314243868	1.499733688	1267.753214	0.033097908	0.030450075	0.01171428	0.010347231	41130856.84	13130665.42	18559.44337	2069511834
Statewide Totals	2043	Construction and Mining - Graders	Aggregate	Aggregate	Diesel	0.113521939	0.137361546	0.163471592	1.672604795	0.611280406	476.2591983	0.025521691	0.023479956	0.004399847	0.003887164	15451705.18	3879008.766	5999.94001	729691244
Statewide Totals	2043	Construction and Mining - Misc - Bore/Drill Rigs	Aggregate	Aggregate	Diesel	0.002347772	0.002823853	0.003374961	0.010352167	0.017822412	4.13957E-05	0.000603102	0.000455677	2.55443E-07	2.2004E-07	875.4599875	0	142.976496	0
Statewide Totals	2043	Construction and Mining - Misc - Cement And Mortar Mixers	Aggregate	Aggregate	Diesel	0.002873264	0.003455905	0.004130365	0.016832813	0.021682417	5.18663E-05	0.000755651	0.000570937	3.74505E-07	3.22602E-07	1283.51482	0	992.2699454	0
Statewide Totals	2043	Construction and Mining - Misc - Concrete/Industrial Saws	Aggregate	Aggregate	Diesel	0.00106509	0.001272393	0.001532781	0.012553198	0.010949887	1.495301023	0.000136813	0.00010982	1.93702E-05	1.24937E-05	49663.30582	35875.85	89.83819109	1183903.05
Statewide Totals	2043	Construction and Mining - Misc - Dumpers/Tenders	Aggregate	Aggregate	Diesel	0.000290441	0.000349337	0.000417513	0.001192337	0.002207534	5.09545E-06	7.42367E-05	5.609E-05	3.02877E-08	2.60901E-08	103.803049	0	41.95657143	0
Statewide Totals	2043	Construction and Mining - Misc - Excavators	Aggregate	Aggregate	Diesel	0.002071458	0.002491507	0.002977754	0.008503883	0.015744392	3.63414E-05	0.000529465	0.00040004	2.16016E-07	1.86078E-07	740.3354728	0	65.81000002	0
Statewide Totals	2043	Construction and Mining - Misc - Other	Aggregate	Aggregate	Diesel	0.006202099	0.007459761	0.008915615	0.036694182	0.046791545	0.00011206	0.001632631	0.001233544	8.13735E-07	7.00959E-07	2788.85772	0	640.6157951	0
Statewide Totals	2043	Construction and Mining - Misc - Pavers	Aggregate	Aggregate	Diesel	0.000550063	0.000661604	0.000790723	0.002258149	0.00418082	9.65022E-06	0.000140596	0.000106228	5.73616E-08	4.94118E-08	196.5912951	0	26.18000001	0
Statewide Totals	2043	Construction and Mining - Misc - Paving Equipment	Aggregate	Aggregate	Diesel	0.000911005	0.001095738	0.001309584	0.003739913	0.006924208	1.59825E-05	0.000232853	0.000175933	9.50013E-08	8.1835E-08	325.591307	0	63.45125914	0
Statewide Totals	2043	Construction and Mining - Misc - Plate Compactors	Aggregate	Aggregate	Diesel	0.001966511	0.002365279	0.002826891	0.012406896	0.014812333	3.57547E-05	0.000520918	0.000393583	2.69491E-07	2.32142E-07	923.6066087	0	574.1200123	0
Statewide Totals	2043	Construction and Mining - Misc - Rollers	Aggregate	Aggregate	Diesel	0.013407607	0.016126398	0.019273646	0.070444545	0.101428623	0.00023968	0.003491944	0.002638358	1.62712E-06	1.40162E-06	5576.518082	0	1707.000835	0
Statewide Totals	2043	Construction and Mining - Misc - Rubber Tired Loaders	Aggregate	Aggregate	Diesel	0.000378232	0.00045493	0.000543715	0.001552743	0.002874802	6.63565E-06	9.66761E-05	7.30441E-05	3.94428E-08	3.39764E-08	135.1794787	0	17.02223251	0
Statewide Totals	2043	Construction and Mining - Misc - Signal Boards	Aggregate	Aggregate	Diesel	0.031027468	0.037315562	0.044603196	0.198677939	0.23507285	0.661513997	0.008159658	0.006167855	1.27571E-05	9.08299E-06	36118.39322	13004.95	5043.47572	481183.15
Statewide Totals	2043	Construction and Mining - Misc - Skid Steer Loaders	Aggregate	Aggregate	Diesel	0.102402248	0.123167378	0.147204873	0.420388178	0.778321748	0.001796532	0.026174015	0.019775924	1.06787E-05	9.19874E-06	36598.38345	0	6490.148191	0
Statewide Totals	2043	Construction and Mining - Misc - Tractors/Loaders/Backhoes	Aggregate	Aggregate	Diesel	0.009951752	0.01196977	0.014305808	0.040854571	0.07563962	0.000174592	0.002543669	0.001921884	1.03779E-06	8.93961E-07	3556.739676	0	485.581462	0
Statewide Totals	2043	Construction and Mining - Misc - Trenchers	Aggregate	Aggregate	Diesel	0.010783449	0.012970116	0.015501377	0.049510962	0.081798459	0.000190701	0.002778358	0.002099203	1.20244E-06	1.03579E-06	4121.031614	0	644.8382139	0
Statewide Totals	2043	Construction and Mining - Off-Highway Tractors	Aggregate	Aggregate	Diesel	0.061628592	0.074570596	0.088745172	1.096743262	0.466187196	268.3048176	0.008961038	0.008244155	0.002478762	0.002189868	8704854.322	3078132.59	4225.000093	381619429.8
Statewide Totals	2043	Construction and Mining - Off-Highway Trucks	Aggregate	Aggregate	Diesel	0.377851174	0.45719992	0.54410569	3.806891218	2.972061835	1612.809415	0.05715835	0.052585682	0.014899887	0.013163534	52325825.27	6551694.141	4422.015775	2654416008
Statewide Totals	2043	Construction and Mining - Other	Aggregate	Aggregate	Diesel	0.075060428	0.090823118	0.108087016	1.256274709	0.629100399	359.4092782	0.019020567	0.017498922	0.003320665	0.00293345	11660638.21	3130191.849	6394.147545	539062395
Statewide Totals	2043	Construction and Mining - Pavers	Aggregate	Aggregate	Diesel	0.01544103	0.018683647	0.022235084	0.390974737	0.127919406	84.50817704	0.003785991	0.003483111	0.000780857	0.000689744	2741774.735	983532.4058	2269.390056	127319238.6
Statewide Totals	2043	Construction and Mining - Paving Equipment	Aggregate	Aggregate	Diesel	0.009354007	0.011318348	0.01346977	0.215055655	0.085487563	49.18178682	0.002175199	0.002001183	0.000454429	0.000401415	1595648.909	656468.1453	1285.820709	86366721.53
Statewide Totals	2043	Construction and Mining - Rollers	Aggregate	Aggregate	Diesel	0.051443873	0.062247087	0.074079178	1.261558139	0.580246542	219.2204981	0.013600693	0.012512638	0.002025259	0.001789248	7112367.632	4461017.086	11830.21466	358359323.3
Statewide Totals	2043	Construction and Mining - Rough Terrain Forklifts	Aggregate	Aggregate	Diesel	0.034004891	0.041145918	0.048967043	1.396229157	0.562277334	238.0404427	0.007329898	0.006743506	0.002199782	0.001942854	7722960.008	3687776.025	11918.05506	370576061.7
Statewide Totals	2043	Construction and Mining - Rubber Tired Dozers	Aggregate	Aggregate	Diesel	0.049880208	0.060355052	0.0718275	0.477951864	0.400014294	140.1942913	0.015756809	0.014496264	0.001294669	0.001144247	4548449.386	889611.5794	1053.705023	220544626.1
Statewide Totals	2043	Construction and Mining - Rubber Tired Loaders	Aggregate	Aggregate	Diesel	0.449383324	0.543753822	0.647111986	6.566079467	2.074505612	1936.532532	0.065024612	0.059822643	0.017890722	0.015805718	62828665.3	16614582.5	15446.54748	3364517957
Statewide Totals	2043	Construction and Mining - Scrapers	Aggregate	Aggregate	Diesel	0.276687461	0.334791828	0.398429944	3.182621396	1.832589372	1260.396343	0.073657894	0.067765262	0.011644689	0.010287186	40892171.27	4457715.584	8678.606738	1636784891
Statewide Totals	2043	Construction and Mining - Skid Steer Loaders	Aggregate	Aggregate	Diesel	0.039011025	0.04720334	0.056175875	1.389554293	0.692813357	230.8191768	0.006397987	0.005886148	0.002132867	0.001883915	7488673.988	5899815.888	15454.89696	385920611.1
Statewide Totals	2043	Construction and Mining - Surfacing Equipment	Aggregate	Aggregate	Diesel	0.003510396	0.00424758	0.005054971	0.066825427	0.036997675	26.49343244	0.000974618	0.000896649	0.00024484	0.000216236	859550.2382	209261.9259	709.7062355	55082550.6
Statewide Totals	2043	Construction and Mining - Tractors/Loaders/Backhoes	Aggregate	Aggregate	Diesel	0.408516707	0.494305216	0.588264058	10.04093063	4.345928982	1769.102884	0.074969166	0.068971633	0.016343978	0.01443918	57396594.75	30579888.83	46615.38149	2996324927
Statewide Totals	2043	Construction and Mining - Trenchers	Aggregate	Aggregate	Diesel	0.022887051	0.027693332	0.032957354	0.35986648	0.275701591	72.80605289	0.007812136	0.007187165	0.000672441	0.000594233	2362112.205	1113483.134	2800.41731	87547192.84
Statewide Totals	2043	Industrial - Aerial Lifts	Aggregate	Aggregate	Diesel	0.016643957	0.020139188	0.023967298	0.634884979	0.369428316	112.0586367	0.002363816	0.002174711	0.001035538	0.000914608	3635619.058	3499348.567	10503.90343	220055665.3
Statewide Totals	2043	Industrial - Forklifts	Aggregate	Aggregate	Diesel	0.122791453	0.148577659	0.176819693	3.013710924	1.190397056	471.8120764	0.022024228	0.02026229	0.004358453	0.003850867	15307423.21	16376924.15	19704.6539	1465801486
Statewide Totals	2043	Industrial - Misc - Aerial Lifts	Aggregate	Aggregate	Diesel	0.007905533	0.009508617	0.011364328	0.03859143	0.059896728	0.00014047	0.002046536	0.001546272	9.15628E-07	7.88731E-07	3138.067207	0	1463.309291	0
Statewide Totals	2043	Industrial - Misc - Other General Industrial Equipment	Aggregate	Aggregate	Diesel	0.006320594	0.007602286	0.009085957	0.030745055	0.049416973	0.000115504	0.001682807	0.001271455	7.30464E-07	6.29228E-07	2503.465222	0	306.9769866	0
Statewide Totals	2043	Industrial - Misc - Sweepers/Scrubbers	Aggregate	Aggregate	Diesel	0.001584379	0.00190566	0.002277571	0.008418658	0.012591554	2.96384E-05	0.000431808	0.000326255	1.9369E-07	1.66846E-07	663.8193644	0	124.1332699	0
Statewide Totals	2043	Industrial - Other General Industrial Equipment	Aggregate	Aggregate	Diesel	0.060024678	0.072629861	0.086435537	1.081524407	0.540262025	227.8716956	0.007903283	0.00727102	0.002104986	0.001859858	7393046.209	4619748.211	5016.340773	407431794.4
Statewide Totals	2043	Industrial - Other Material Handling Equipment	Aggregate	Aggregate	Diesel	0.027459729	0.033226273	0.03954201	0.504764201	0.192686462	133.6017368	0.004497189	0.004137414	0.001234391	0.001090439	4334561.213	1262712.611	1508.912631	211500062.2
Statewide Totals	2043	Light Commercial - Misc - Air Compressors	Aggregate	Aggregate	Diesel	0.019248406	0.022940611	0.027711168	0.255192603	0.184952357	32.31583946	0.001391329	0.001486549	0.000408885	0.000271113	1077766.197	973392.95	1392.608199	36015539.15
Statewide Totals	2043	Light Commercial - Misc - Generator Sets	Aggregate	Aggregate	Diesel	0.092978016	0.11148301	0.133725683	0.868240117	0.945465722	151.7349688	0.015338334	0.019551828	0.001727998	0.001261132	5015123.975	1959582.8	17091.13059	64666232.4
Statewide Totals	2043	Light Commercial - Misc - Pressure Washers	Aggregate	Aggregate	Diesel	0.000440761	0.000528998	0.000633824	0.004343294	0.004852906	0.785631145	8.31823E-05	0.000107089	8.8471E-06	6.37958E-06	25370.73779	19658.9	509.7688685	747038.2
Statewide Totals	2043	Light Commercial - Misc - Pumps	Aggregate	Aggregate	Diesel	0.052959544	0.063472348	0.076174471	0.505913053	0.517500933	83.80150946	0.008067236	0.010214793	0.000963638	0.00069727	2772742.354	1022817.6	8899.366368	37844251.2
Statewide Totals	2043	Light Commercial - Misc - Welders	Aggregate	Aggregate	Diesel	0.098092622	0.117132963	0.141176166	1.194073705	0.977752029	167.7869335	0.009840271	0.011508282	0.002063679	0.001403473	5579814.939	3838686.75	10138.81918	176579590.5
Statewide Totals	2044	Construction and Mining - Bore/Drill Rigs	Aggregate	Aggregate	Diesel	0.016359346	0.019794809	0.023557459	0.350451778	0.156528267	121.6430662	0.003095136	0.002847525	0.00112416	0.000992834	3946575.318	687700.0325	1733.485064	152056488.4
Statewide Totals	2044	Construction and Mining - Cranes	Aggregate	Aggregate	Diesel	0.068978422	0.083463891	0.099328928	0.928893573	0.545878137	287.650077	0.022825301	0.020999277	0.002657398	0.002347761	9332489.957	2709938.077	5215.040927	626297314.9
Statewide Totals	2044	Construction and Mining - Crawler Tractors	Aggregate	Aggregate	Diesel	0.161439375	0.195341643	0.232472699	2.408591565	1.220350851	710.4002167	0.04570015	0.042044138	0.006563159	0.005798191	23048152.66	4894945.164	9606.031594	1038333451
Statewide Totals	2044	Construction and Mining - Excavators	Aggregate	Aggregate	Diesel	0.225506567	0.272862947	0.324729457	4.351053793	1.499757665	1279.944296	0.032748825	0.030128919	0.011826955	0.010446733	41526383.09	13256933.71	18670.53891	2089412860
Statewide Totals	2044	Construction and Mining - Graders	Aggregate	Aggregate	Diesel	0.113279552	0.137068258	0.163122555	1.686076064	0.595724189	480.8390449	0.024924518	0.022930556	0.004442197	0.003924544	15600293.26	3916310.439	6035.855234	736708166.8
Statewide Totals	2044	Construction and Mining - Misc - Bore/Drill Rigs	Aggregate	Aggregate	Diesel	0.002347321	0.00282331	0.003374313	0.010352919	0.017818901	4.13885E-05	0.000602997	0.000455598	2.55434E-07	2.20033E-07	875.4315474	0	142.9911723	0
Statewide Totals	2044	Construction and Mining - Misc - Cement And Mortar Mixers	Aggregate	Aggregate	Diesel	0.00287306	0.003455659	0.004130069	0.016832638	0.021680844	5.18629E-05	0.000755602	0.0005709	3.74494E-07	3.22592E-07	1283.475656	0	992.3200484	0
Statewide Totals	2044	Construction and Mining - Misc - Concrete/Industrial Saws	Aggregate	Aggregate	Diesel	0.001059581	0.001265767	0.001524862	0.012530582	0.010908018	1.495300926	0.000135405	0.000108757	1.93697E-05	1.24932E-05	49661.33702	35875.85	89.42643761	1183903.05
Statewide Totals	2044	Construction and Mining - Misc - Dumpers/Tenders	Aggregate	Aggregate	Diesel	0.000290113	0.000348942	0.000417041	0.001190988	0.002205039	5.08969E-06	7.41527E-05	5.60266E-05	3.02535E-08	2.60607E-08	103.6857051	0	41.90914158	0
Statewide Totals	2044	Construction and Mining - Misc - Excavators	Aggregate	Aggregate	Diesel	0.002072087	0.002492266	0.002978658	0.008506465	0.015749176	3.63524E-05	0.000529625	0.000400162	2.16081E-07	1.86134E-07	740.560518	0	65.83000516	0
Statewide Totals	2044	Construction and Mining - Misc - Other	Aggregate	Aggregate	Diesel	0.006201386	0.007458903	0.008914591	0.036688626	0.046786192	0.000112047	0.001632437	0.001233397	8.13622E-07	7.00861E-07	2788.469019	0	640.524945	0
Statewide Totals	2044	Construction and Mining - Misc - Pavers	Aggregate	Aggregate	Diesel	0.000551113	0.000662868	0.000792234	0.002262462	0.004188806	9.66864E-06	0.000140865	0.000106431	5.74712E-08	4.95062E-08	196.9667716	0	26.23000206	0
Statewide Totals	2044	Construction and Mining - Misc - Paving Equipment	Aggregate	Aggregate	Diesel	0.000908439	0.001092651	0.001305895	0.003729377	0.006904708	1.59375E-05	0.000232197	0.000175438	9.47338E-08	8.16045E-08	324.6743222	0	63.27255755	0
Statewide Totals	2044	Construction and Mining - Misc - Plate Compactors	Aggregate	Aggregate	Diesel	0.00196634	0.002365074	0.002826645	0.012405816	0.01481104	3.57516E-05	0.000520873	0.000393548	2.69467E-07	2.32122E-07	923.5262032	0	574.070027	0
Statewide Totals	2044	Construction and Mining - Misc - Rollers	Aggregate	Aggregate	Diesel	0.013368684	0.016079583	0.019217697	0.070257649	0.101133639	0.000238989	0.003481882	0.002630757	1.62266E-06	1.39777E-06	5561.226389	0	1702.79124	0
Statewide Totals	2044	Construction and Mining - Misc - Rubber Tired Loaders	Aggregate	Aggregate	Diesel	0.00037387	0.000449684	0.000537444	0.001534835	0.002841649	6.55913E-06	9.55612E-05	7.22018E-05	3.89879E-08	3.35846E-08	133.6205191	0	16.82592291	0
Statewide Totals	2044	Construction and Mining - Misc - Signal Boards	Aggregate	Aggregate	Diesel	0.031027709	0.037315851	0.044603545	0.198679461	0.235074664	0.661514001	0.008159723	0.006167905	1.27571E-05	9.08302E-06	36118.50631	13004.95	5043.515003	481183.15
Statewide Totals	2044	Construction and Mining - Misc - Skid Steer Loaders	Aggregate	Aggregate	Diesel	0.102146273	0.122859486	0.146836892	0.419337311	0.776376157	0.001792041	0.026108583	0.019726488	1.0652E-05	9.17574E-06	36506.89667	0	6473.924477	0
Statewide Totals	2044	Construction and Mining - Misc - Tractors/Loaders/Backhoes	Aggregate	Aggregate	Diesel	0.00994914	0.011966623	0.014302044	0.040843833	0.075619736	0.000174546	0.002543	0.001921378	1.03752E-06	8.93725E-07	3555.804514	0	485.4537886	0
Statewide Totals	2044	Construction and Mining - Misc - Trenchers	Aggregate	Aggregate	Diesel	0.010725432	0.012900336	0.015417981	0.049287988	0.081357024	0.000189687	0.002763593	0.002088048	1.19661E-06	1.03077E-06	4101.070936	0	643.5077053	0
Statewide Totals	2044	Construction and Mining - Off-Highway Tractors	Aggregate	Aggregate	Diesel	0.061912764	0.074914445	0.08915438	1.10682053	0.468530898	270.8849146	0.008750715	0.008050658	0.002502608	0.002210926	8788562.727	3107732.806	4250.29065	385289192.9

Region	Calendar Year	Vehicle Category	Model Year	Horsepower Bin	Fuel	HC_tpd	ROG_tpd	TOG_tpd	CO_tpd	NOx_tpd	CO2_tpd	PM10_tpd	PM2.5_tpd	SOx_tpd	NH3_tpd	Fuel Consumption	Total_Activity_hpy	Total_Population	Horsepower_Hours_hhpy
Statewide Totals	2044	Construction and Mining - Off-Highway Trucks	Aggregate	Aggregate	Diesel	0.379830997	0.459595506	0.546956636	3.835614075	2.968255236	1628.318658	0.05643136	0.051916851	0.015043219	0.013290118	52829005.59	6614697.133	4448.485654	2679941643
Statewide Totals	2044	Construction and Mining - Other	Aggregate	Aggregate	Diesel	0.074837219	0.090553035	0.107765596	1.264184785	0.621642413	362.8654621	0.018328832	0.016862526	0.003352626	0.002961659	11772770.29	3160292.682	6432.422468	544246175.4
Statewide Totals	2044	Construction and Mining - Pavers	Aggregate	Aggregate	Diesel	0.01540354	0.018638284	0.022181098	0.394662843	0.127384323	85.32083219	0.003546742	0.003263002	0.000788371	0.000696377	2768140.436	992990.3387	2282.974468	128543577.3
Statewide Totals	2044	Construction and Mining - Paving Equipment	Aggregate	Aggregate	Diesel	0.009290609	0.011241636	0.013378476	0.217047906	0.084768871	49.65473315	0.002067479	0.001902081	0.000458804	0.000405275	1610993.132	662780.9335	1293.517542	87197248.98
Statewide Totals	2044	Construction and Mining - Rollers	Aggregate	Aggregate	Diesel	0.051142618	0.061882567	0.073645369	1.272399019	0.581116151	221.328586	0.013108647	0.012059955	0.002044758	0.001806454	7180762.223	4503915.52	11901.0295	361805410.6
Statewide Totals	2044	Construction and Mining - Rough Terrain Forklifts	Aggregate	Aggregate	Diesel	0.034067263	0.041221389	0.049056859	1.409546924	0.563803789	240.3295087	0.00719949	0.006623531	0.002220943	0.001961537	7797226.233	3723238.749	11989.39571	374139628.6
Statewide Totals	2044	Construction and Mining - Rubber Tired Dozers	Aggregate	Aggregate	Diesel	0.048683899	0.058907518	0.070104814	0.467437023	0.382780768	141.5424403	0.014782751	0.013600131	0.00130717	0.00115525	4592188.595	898166.3424	1060.012428	222665447.2
Statewide Totals	2044	Construction and Mining - Rubber Tired Loaders	Aggregate	Aggregate	Diesel	0.45113678	0.545875504	0.649636963	6.626574851	2.047985035	1955.154791	0.063379969	0.058309571	0.018062842	0.015957711	63432843.97	16774353.14	15539.00944	3396872137
Statewide Totals	2044	Construction and Mining - Scrapers	Aggregate	Aggregate	Diesel	0.275716241	0.333616651	0.397031387	3.139053516	1.787179793	1272.51668	0.071173279	0.065479417	0.011756776	0.01038611	41285402.26	4500582.271	8730.556275	1652524689
Statewide Totals	2044	Construction and Mining - Skid Steer Loaders	Aggregate	Aggregate	Diesel	0.039100886	0.047312072	0.056305276	1.402619996	0.697387748	233.0388009	0.006166447	0.005673131	0.002153386	0.001902031	7560687.25	5956550.229	15547.4089	389631735.7
Statewide Totals	2044	Construction and Mining - Surfacing Equipment	Aggregate	Aggregate	Diesel	0.00350582	0.004242042	0.005048381	0.067463963	0.036519356	26.74820097	0.000960933	0.000884058	0.000247195	0.000218315	867815.9227	211274.2493	713.9544877	55612240.39
Statewide Totals	2044	Construction and Mining - Tractors/Loaders/Backhoes	Aggregate	Aggregate	Diesel	0.409498528	0.495493219	0.589677881	10.12321837	4.360281665	1786.11509	0.072713198	0.066896142	0.016501235	0.014578031	57948537.05	30873953.91	46894.41792	3025138457
Statewide Totals	2044	Construction and Mining - Trenchers	Aggregate	Aggregate	Diesel	0.022499131	0.027223949	0.032398749	0.361646639	0.273106384	73.50617702	0.007459211	0.006862474	0.000678926	0.000599948	2384826.961	1124190.711	2817.180414	88389072.04
Statewide Totals	2044	Industrial - Aerial Lifts	Aggregate	Aggregate	Diesel	0.01670619	0.02021449	0.024056914	0.640907982	0.372050808	113.1362251	0.002317396	0.002132004	0.001045499	0.000923403	3670580.225	3532999.318	10566.77907	222171784.4
Statewide Totals	2044	Industrial - Forklifts	Aggregate	Aggregate	Diesel	0.122771624	0.148553665	0.176791138	3.041204058	1.191938068	476.3491582	0.021121772	0.01943203	0.004400401	0.003887898	15454623.83	16534409.4	19822.60459	1479897058
Statewide Totals	2044	Industrial - Misc - Aerial Lifts	Aggregate	Aggregate	Diesel	0.007893057	0.009493611	0.011346397	0.03853753	0.059801988	0.00014025	0.002043336	0.001543855	9.14287E-07	7.87575E-07	3133.47187	0	1461.165783	0
Statewide Totals	2044	Industrial - Misc - Other General Industrial Equipment	Aggregate	Aggregate	Diesel	0.006320696	0.007602403	0.0090861	0.030751997	0.049419604	0.000115512	0.001682925	0.001271541	7.30571E-07	6.2932E-07	2503.833902	0	307.1115083	0
Statewide Totals	2044	Industrial - Misc - Sweepers/Scrubbers	Aggregate	Aggregate	Diesel	0.001579648	0.00189997	0.002270769	0.008399937	0.012555799	2.95561E-05	0.000430609	0.000325349	1.93207E-07	1.6643E-07	662.1644278	0	123.8750152	0
Statewide Totals	2044	Industrial - Other General Industrial Equipment	Aggregate	Aggregate	Diesel	0.060327065	0.072995748	0.086870973	1.091426323	0.543814982	230.062976	0.007778157	0.007155904	0.002125236	0.001877743	7464139.886	4664173.05	5046.368241	411349776.7
Statewide Totals	2044	Industrial - Other Material Handling Equipment	Aggregate	Aggregate	Diesel	0.027610519	0.033408728	0.039759147	0.507616832	0.192654751	134.8864898	0.004393286	0.004041823	0.001246264	0.001100925	4376243.612	1274855.222	1517.944877	213533908.2
Statewide Totals	2044	Light Commercial - Misc - Air Compressors	Aggregate	Aggregate	Diesel	0.019247677	0.022939731	0.02771012	0.255189778	0.184946806	32.3151145	0.001391188	0.001486362	0.000408878	0.000271107	1077742.448	973392.95	1392.568164	36015539.15
Statewide Totals	2044	Light Commercial - Misc - Generator Sets	Aggregate	Aggregate	Diesel	0.092979321	0.111484576	0.133727558	0.868246686	0.945475985	151.7363361	0.015338601	0.019552177	0.001728011	0.001261143	5015168.822	1959582.8	17091.34032	64666232.4
Statewide Totals	2044	Light Commercial - Misc - Pressure Washers	Aggregate	Aggregate	Diesel	0.000440831	0.000529083	0.000633925	0.004343283	0.004853352	0.785684695	8.31928E-05	0.000107103	8.84761E-06	6.38002E-06	25372.48348	19658.9	509.7687335	747038.2
Statewide Totals	2044	Light Commercial - Misc - Pumps	Aggregate	Aggregate	Diesel	0.052962582	0.063475999	0.076178835	0.505927698	0.517523928	83.80457129	0.00806783	0.010215578	0.000963667	0.000697295	2772842.788	1022817.6	8899.806179	37844251.2
Statewide Totals	2044	Light Commercial - Misc - Welders	Aggregate	Aggregate	Diesel	0.098091684	0.117131843	0.141174822	1.194070222	0.977744907	167.7860069	0.00984009	0.011508044	0.00206367	0.001403466	5579784.588	3838686.75	10138.73935	176579590.5
Statewide Totals	2045	Construction and Mining - Bore/Drill Rigs	Aggregate	Aggregate	Diesel	0.016458986	0.019915373	0.02370094	0.353753051	0.157311424	122.8016797	0.003060754	0.002815894	0.001134869	0.001002291	3984165.255	694250.1675	1743.753809	153504780.6
Statewide Totals	2045	Construction and Mining - Cranes	Aggregate	Aggregate	Diesel	0.067589075	0.081782781	0.097328269	0.921123611	0.531592336	290.389857	0.021848403	0.020100531	0.002682771	0.002370123	9421379.104	2735749.418	5245.933567	632262607.7
Statewide Totals	2045	Construction and Mining - Crawler Tractors	Aggregate	Aggregate	Diesel	0.159717879	0.193258634	0.229993746	2.41579026	1.194325802	717.1665641	0.043860036	0.040351233	0.006625769	0.005853417	23267679.35	4941568.038	9662.935399	1048223264
Statewide Totals	2045	Construction and Mining - Excavators	Aggregate	Aggregate	Diesel	0.226733801	0.274347899	0.326496673	4.388456724	1.500523399	1292.135379	0.032321872	0.029736122	0.01193963	0.010546235	41921909.34	13383201.99	18781.13866	2109313886
Statewide Totals	2045	Construction and Mining - Graders	Aggregate	Aggregate	Diesel	0.112433479	0.136044509	0.16190421	1.699640288	0.579441612	485.4188915	0.024034723	0.022111945	0.004484565	0.003961924	15748881.34	3953612.113	6071.610178	743725089.5
Statewide Totals	2045	Construction and Mining - Misc - Bore/Drill Rigs	Aggregate	Aggregate	Diesel	0.002346333	0.002822121	0.00337289	0.010345017	0.017811512	4.137E-05	0.000602728	0.000455395	2.55274E-07	2.19895E-07	874.8824232	0	142.8765459	0
Statewide Totals	2045	Construction and Mining - Misc - Cement And Mortar Mixers	Aggregate	Aggregate	Diesel	0.002873132	0.003455746	0.004130173	0.016832933	0.021681394	5.18642E-05	0.00075562	0.000570913	3.74501E-07	3.22599E-07	1283.501363	0	992.3299656	0
Statewide Totals	2045	Construction and Mining - Misc - Concrete/Industrial Saws	Aggregate	Aggregate	Diesel	0.001052794	0.001257604	0.001515106	0.012502722	0.010856435	1.495300807	0.000133671	0.000107446	1.9369E-05	1.24926E-05	49658.9115	35875.85	88.91916946	1183903.05
Statewide Totals	2045	Construction and Mining - Misc - Dumpers/Tenders	Aggregate	Aggregate	Diesel	0.000290591	0.000349517	0.00041773	0.001192955	0.002208677	5.0981E-06	7.42752E-05	5.6119E-05	3.03035E-08	2.61037E-08	103.8568225	0	41.97830593	0
Statewide Totals	2045	Construction and Mining - Misc - Excavators	Aggregate	Aggregate	Diesel	0.002070829	0.002490751	0.002976851	0.008501296	0.015739606	3.63303E-05	0.000529304	0.000399918	2.1595E-07	1.86021E-07	740.110505	0	65.79000203	0
Statewide Totals	2045	Construction and Mining - Misc - Other	Aggregate	Aggregate	Diesel	0.006200424	0.007457744	0.008913211	0.036683547	0.046778919	0.00011203	0.001632186	0.001233207	8.13505E-07	7.0076E-07	2788.067602	0	640.433451	0
Statewide Totals	2045	Construction and Mining - Misc - Pavers	Aggregate	Aggregate	Diesel	0.000551323	0.00066312	0.000792535	0.002263327	0.004190403	9.67233E-06	0.000140918	0.000106471	5.7493E-08	4.9525E-08	197.0418547	0	26.24000081	0
Statewide Totals	2045	Construction and Mining - Misc - Paving Equipment	Aggregate	Aggregate	Diesel	0.000904057	0.001087382	0.001299596	0.003711392	0.006871401	1.58606E-05	0.000231077	0.000174592	9.42769E-08	8.12109E-08	323.1083195	0	62.96737504	0
Statewide Totals	2045	Construction and Mining - Misc - Plate Compactors	Aggregate	Aggregate	Diesel	0.001966272	0.002364991	0.002826546	0.012405383	0.014810528	3.57504E-05	0.000520854	0.000393535	2.69458E-07	2.32113E-07	923.493996	0	574.0500147	0
Statewide Totals	2045	Construction and Mining - Misc - Rollers	Aggregate	Aggregate	Diesel	0.01334153	0.016046924	0.01917866	0.070140491	0.100927418	0.000238511	0.003474918	0.002625495	1.61974E-06	1.39526E-06	5551.232142	0	1700.415757	0
Statewide Totals	2045	Construction and Mining - Misc - Rubber Tired Loaders	Aggregate	Aggregate	Diesel	0.00036886	0.000443657	0.000530242	0.001514266	0.002803568	6.47122E-06	9.42806E-05	7.12342E-05	3.84654E-08	3.31345E-08	131.8298576	0	16.6004371	0
Statewide Totals	2045	Construction and Mining - Misc - Signal Boards	Aggregate	Aggregate	Diesel	0.031027487	0.037315584	0.044603228	0.198678062	0.235072986	0.661513998	0.008159664	0.006167861	1.27571E-05	9.08299E-06	36118.40205	13004.95	5043.478734	481183.15
Statewide Totals	2045	Construction and Mining - Misc - Skid Steer Loaders	Aggregate	Aggregate	Diesel	0.102192145	0.122914674	0.146902849	0.419525654	0.77672486	0.001792844	0.026120308	0.019735345	1.06568E-05	9.17987E-06	36523.2934	0	6476.832202	0
Statewide Totals	2045	Construction and Mining - Misc - Tractors/Loaders/Backhoes	Aggregate	Aggregate	Diesel	0.009944363	0.011960881	0.01429518	0.040824231	0.075583444	0.000174462	0.00254178	0.001920456	1.03702E-06	8.93296E-07	3554.097962	0	485.2208119	0
Statewide Totals	2045	Construction and Mining - Misc - Trenchers	Aggregate	Aggregate	Diesel	0.010773101	0.012957673	0.015486511	0.049499294	0.081718873	0.000190528	0.002775843	0.002097303	1.20182E-06	1.03526E-06	4118.903646	0	645.9853997	0
Statewide Totals	2045	Construction and Mining - Off-Highway Tractors	Aggregate	Aggregate	Diesel	0.062215088	0.075280256	0.089589726	1.116729092	0.471142271	273.4650116	0.008639067	0.007947942	0.002526453	0.002231985	8872271.132	3137333.022	4275.468342	388958956.1
Statewide Totals	2045	Construction and Mining - Off-Highway Trucks	Aggregate	Aggregate	Diesel	0.38226983	0.462546494	0.550468555	3.870428003	2.971306752	1643.827901	0.0562242	0.051726264	0.015186536	0.013416702	53332185.91	6677700.125	4474.837406	2705467277
Statewide Totals	2045	Construction and Mining - Other	Aggregate	Aggregate	Diesel	0.07454308	0.090197126	0.107342035	1.2721943	0.618297362	366.321646	0.017802631	0.016378421	0.003384589	0.002989868	11884902.37	3190393.515	6470.526581	549429955.8
Statewide Totals	2045	Construction and Mining - Pavers	Aggregate	Aggregate	Diesel	0.015224977	0.018422222	0.021923967	0.398158555	0.125787389	86.13348734	0.003399511	0.00312755	0.00079589	0.00070301	2794506.138	1002448.272	2296.498256	129767916.1
Statewide Totals	2045	Construction and Mining - Paving Equipment	Aggregate	Aggregate	Diesel	0.009214334	0.011149344	0.013268641	0.218760009	0.084279476	50.12767948	0.001942079	0.001786712	0.000463179	0.000409135	1626337.355	669093.7216	1301.180027	88027776.43
Statewide Totals	2045	Construction and Mining - Rollers	Aggregate	Aggregate	Diesel	0.050821278	0.061493746	0.07318264	1.283325075	0.581763452	223.4366739	0.012742648	0.011723236	0.002064258	0.00182366	7249156.814	4546813.955	11971.52832	365251497.8
Statewide Totals	2045	Construction and Mining - Rough Terrain Forklifts	Aggregate	Aggregate	Diesel	0.034153186	0.041325355	0.049180588	1.422828796	0.567254879	242.6185746	0.006905053	0.006352649	0.002242104	0.00198022	7871492.457	3758701.474	12060.41799	377703195.6
Statewide Totals	2045	Construction and Mining - Rubber Tired Dozers	Aggregate	Aggregate	Diesel	0.047719248	0.057740291	0.068715718	0.459087336	0.364779342	142.8905893	0.013780006	0.012677606	0.001319663	0.001166254	4635927.804	906721.1055	1066.291685	224786268.3
Statewide Totals	2045	Construction and Mining - Rubber Tired Loaders	Aggregate	Aggregate	Diesel	0.452381303	0.547381376	0.651429076	6.683242308	2.024951195	1973.77705	0.062205368	0.057228938	0.018234976	0.016109703	64037022.65	16934123.79	15631.05877	3429226318
Statewide Totals	2045	Construction and Mining - Scrapers	Aggregate	Aggregate	Diesel	0.274312807	0.331918496	0.395010441	3.119230948	1.74920041	1284.637017	0.068948536	0.063432653	0.011868877	0.010485035	41678633.24	4543448.957	8782.273976	1668264488
Statewide Totals	2045	Construction and Mining - Skid Steer Loaders	Aggregate	Aggregate	Diesel	0.039262971	0.047508195	0.056538678	1.415821324	0.701819606	235.2584251	0.005986581	0.005507654	0.002173903	0.001920148	7632700.512	6013284.571	15639.50799	393342860.3
Statewide Totals	2045	Construction and Mining - Surfacing Equipment	Aggregate	Aggregate	Diesel	0.003466981	0.004195048	0.004992453	0.067850601	0.0358284	27.00296951	0.000893821	0.000822315	0.000249552	0.000220395	876081.6072	213286.5727	718.1837812	56141930.17
Statewide Totals	2045	Construction and Mining - Tractors/Loaders/Backhoes	Aggregate	Aggregate	Diesel	0.410521161	0.496730604	0.591150471	10.21320719	4.377466843	1803.127297	0.07069587	0.0650402	0.01665849	0.014716883	58500479.36	31168018.99	47172.2091	3053951987
Statewide Totals	2045	Construction and Mining - Trenchers	Aggregate	Aggregate	Diesel	0.022064911	0.026698543	0.031773472	0.363569403	0.270596231	74.20630115	0.007096048	0.006528364	0.000685412	0.000605662	2407541.717	1134898.288	2833.868708	89230951.25
Statewide Totals	2045	Industrial - Aerial Lifts	Aggregate	Aggregate	Diesel	0.016813477	0.020344307	0.024211407	0.646966063	0.375071501	114.2138134	0.002310325	0.002125499	0.001055459	0.000932198	3705541.393	3566650.069	10629.37411	224287903.5
Statewide Totals	2045	Industrial - Forklifts	Aggregate	Aggregate	Diesel	0.12283199	0.148626707	0.176878065	3.069024876	1.193480007	480.88624	0.020197028	0.018581266	0.004442347	0.003924929	15601824.46	16691894.66	19940.02889	1493992630
Statewide Totals	2045	Industrial - Misc - Aerial Lifts	Aggregate	Aggregate	Diesel	0.007896643	0.009497926	0.011351554	0.038560394	0.059829002	0.000140316	0.002044287	0.001544574	9.14782E-07	7.88002E-07	3135.168446	0	1461.956399	0
Statewide Totals	2045	Industrial - Misc - Other General Industrial Equipment	Aggregate	Aggregate	Diesel	0.006327138	0.007610154	0.009095363	0.03078558	0.04947062	0.000115632	0.00168467	0.001272862	7.31349E-07	6.29991E-07	2506.499951	0	307.4693035	0
Statewide Totals	2045	Industrial - Misc - Sweepers/Scrubbers	Aggregate	Aggregate	Diesel	0.001581178	0.001901811	0.00227297	0.008410765	0.012568736	2.95873E-05	0.000431063	0.000325692	1.93434E-07	1.66626E-07	662.9429541	0	124.0420879	0
Statewide Totals	2045	Industrial - Other General Industrial Equipment	Aggregate	Aggregate	Diesel	0.060616562	0.07334604	0.08728785	1.101247792	0.546706229	232.2542563	0.007600844	0.006992776	0.002145487	0.001895628	7535223.563	4708597.889	5076.261704	415267759.1
Statewide Totals	2045	Industrial - Other Material Handling Equipment	Aggregate	Aggregate	Diesel	0.02774657	0.03357335	0.039955061	0.512418697	0.192578412	136.1712429	0.00438778	0.004036757	0.001258138	0.001111411	4417926.01	1286997.832	1526.936815	215567754.2
Statewide Totals	2045	Light Commercial - Misc - Air Compressors	Aggregate	Aggregate	Diesel	0.019248321	0.022940508	0.027711046	0.255192418	0.184951705	32.31575685	0.001391313	0.001486528	0.000408884	0.000271112	1077763.498	973392.95	1392.608044	36015539.15
Statewide Totals	2045	Light Commercial - Misc - Generator Sets	Aggregate	Aggregate	Diesel	0.092980341	0.111485799	0.133729019	0.868252674	0.945484233	151.7374485	0.015338817	0.019552466	0.001728022	0.001261152	5015205.331	1959582.8	17091.53983	64666232.4
Statewide Totals	2045	Light Commercial - Misc - Pressure Washers	Aggregate	Aggregate	Diesel	0.000440573	0.000528772	0.000633553	0.004342597	0.004851496	0.785447488	8.31469E-05	0.000107042	8.84534E-06	6.37807E-06	25364.72188	19658.9	509.648715	747038.2
Statewide Totals	2045	Light Commercial - Misc - Pumps	Aggregate	Aggregate	Diesel	0.052963361	0.063476943	0.076179956	0.50592908	0.517529933	83.80532177	0.008067974	0.010215769	0.000963674	0.000697301	2772867.299	1022817.6	8899.745867	37844251.2
Statewide Totals	2045	Light Commercial - Misc - Welders	Aggregate	Aggregate	Diesel	0.098090529	0.117130449	0.141173163	1.194065129	0.977736151	167.7848512	0.009839867	0.011507747	0.002063659	0.001403456	5579746.701	3838686.75	10138.60935	176579590.5
Statewide Totals	2046	Construction and Mining - Bore/Drill Rigs	Aggregate	Aggregate	Diesel	0.016539005	0.020012196	0.023816167	0.357030985	0.157046841	123.9602931	0.003044795	0.002801212	0.001145578	0.001011747	4021755.193	700800.3026	1753.977134	154953072.7
Statewide Totals	2046	Construction and Mining - Cranes	Aggregate	Aggregate	Diesel	0.067369559	0.081517166	0.097012164	0.92402966	0.520614816	293.1296371	0.021597408	0.019869615	0.002708108	0.002392485	9510268.252	2761560.76	5276.689561	638227900.4
Statewide Totals	2046	Construction and Mining - Crawler Tractors	Aggregate	Aggregate	Diesel	0.158720759	0.192052118	0.228557892	2.430426362	1.16848408	723.9329115	0.042467199	0.039069823	0.006688357	0.005908643	23487206.04	4988190.912	9719.587505	1058113076
Statewide Totals	2046	Construction and Mining - Excavators	Aggregate	Aggregate	Diesel	0.22794369	0.275811865	0.328238914	4.429009525	1.497545191	1304.326462	0.032052167	0.029487994	0.012052307	0.010645737	42317435.6	13509470.28	18891.2492	2129214912
Statewide Totals	2046	Construction and Mining - Graders	Aggregate	Aggregate	Diesel	0.112068346	0.135602699	0.161378418	1.714662233	0.56193297	489.9987382	0.023542152	0.02165878	0.004526919	0.003999304	15897469.42	3990913.787	6107.20697	750742012.2
Statewide Totals	2046	Construction and Mining - Misc - Bore/Drill Rigs	Aggregate	Aggregate	Diesel	0.002343005	0.002818119	0.003368105	0.010330148	0.017786243	4.13113E-05	0.000601873	0.000454748	2.54909E-07	2.19581E-07	873.6313645	0	142.6709095	0
Statewide Totals	2046	Construction and Mining - Misc - Cement And Mortar Mixers	Aggregate	Aggregate	Diesel	0.002873949	0.003456727	0.004131347	0.016836174	0.021687603	5.18785E-05	0.000755828	0.00057107	3.74585E-07	3.22671E-07	1283.787623	0	992.4299987	0
Statewide Totals	2046	Construction and Mining - Misc - Concrete/Industrial Saws	Aggregate	Aggregate	Diesel	0.001047132	0.001250793	0.001506966	0.012479476	0.010813397	1.495300708	0.000132223	0.000106352	1.93684E-05	1.24921E-05	49656.88774	35875.85	88.49592167	1183903.05

Region	Calendar Year	Vehicle Category	Model Year	Horsepower Bin	Fuel	HC_tpd	ROG_tpd	TOG_tpd	CO_tpd	NOx_tpd	CO2_tpd	PM10_tpd	PM2.5_tpd	SOx_tpd	NH3_tpd	Fuel Consumption	Total_Activity_hpy	Total_Population	Horsepower_Hours_hhpy
Statewide Totals	2046	Construction and Mining - Misc - Dumpers/Tenders	Aggregate	Aggregate	Diesel	0.000290393	0.000349278	0.000417444	0.001192138	0.002207166	5.09461E-06	7.42243E-05	5.60806E-05	3.02827E-08	2.60858E-08	103.7857569	0	41.94958149	0
Statewide Totals	2046	Construction and Mining - Misc - Excavators	Aggregate	Aggregate	Diesel	0.002070828	0.002490752	0.002976849	0.008501296	0.015739605	3.63303E-05	0.000529303	0.000399918	2.1595E-07	1.86021E-07	740.1104733	0	65.7900006	0
Statewide Totals	2046	Construction and Mining - Misc - Other	Aggregate	Aggregate	Diesel	0.006199846	0.007457051	0.008912381	0.036682095	0.046774509	0.00011202	0.001632044	0.0012331	8.13458E-07	7.0072E-07	2787.908098	0	640.3991432	0
Statewide Totals	2046	Construction and Mining - Misc - Pavers	Aggregate	Aggregate	Diesel	0.000550483	0.000662109	0.000791328	0.002259876	0.004184013	9.65758E-06	0.000140703	0.000106309	5.74054E-08	4.94496E-08	196.7414806	0	26.20000024	0
Statewide Totals	2046	Construction and Mining - Misc - Paving Equipment	Aggregate	Aggregate	Diesel	0.000901192	0.001083936	0.001295477	0.00369963	0.006849628	1.58104E-05	0.000230345	0.000174038	9.39781E-08	8.09536E-08	322.0844561	0	62.76784431	0
Statewide Totals	2046	Construction and Mining - Misc - Plate Compactors	Aggregate	Aggregate	Diesel	0.001966169	0.002364868	0.002826398	0.012404737	0.014809752	3.57485E-05	0.000520827	0.000393514	2.69444E-07	2.32101E-07	923.4457495	0	574.0200248	0
Statewide Totals	2046	Construction and Mining - Misc - Rollers	Aggregate	Aggregate	Diesel	0.013336323	0.016040664	0.019171183	0.070126234	0.100887657	0.000238422	0.003473616	0.002624512	1.61931E-06	1.39488E-06	5549.734368	0	1700.307355	0
Statewide Totals	2046	Construction and Mining - Misc - Rubber Tired Loaders	Aggregate	Aggregate	Diesel	0.000366574	0.000440908	0.000526956	0.001504883	0.002786196	6.43112E-06	9.36963E-05	7.07928E-05	3.82271E-08	3.29291E-08	131.0129753	0	16.49757268	0
Statewide Totals	2046	Construction and Mining - Misc - Signal Boards	Aggregate	Aggregate	Diesel	0.031027703	0.037315847	0.044603531	0.198679428	0.235074626	0.661514001	0.008159721	0.006167903	1.27571E-05	9.08302E-06	36118.50377	13004.95	5043.514143	481183.15
Statewide Totals	2046	Construction and Mining - Misc - Skid Steer Loaders	Aggregate	Aggregate	Diesel	0.102276688	0.123016356	0.147024383	0.419872732	0.777367445	0.001794328	0.026141923	0.019751676	1.06656E-05	9.18745E-06	36553.50927	0	6482.190505	0
Statewide Totals	2046	Construction and Mining - Misc - Tractors/Loaders/Backhoes	Aggregate	Aggregate	Diesel	0.009941104	0.01195696	0.014290495	0.040810849	0.075558671	0.000174405	0.002540946	0.001919827	1.03668E-06	8.93004E-07	3552.933027	0	485.0617656	0
Statewide Totals	2046	Construction and Mining - Misc - Trenchers	Aggregate	Aggregate	Diesel	0.010800078	0.012990121	0.015525287	0.049638371	0.081923035	0.00019101	0.002782858	0.002102604	1.20505E-06	1.03804E-06	4129.988018	0	648.3484239	0
Statewide Totals	2046	Construction and Mining - Off-Highway Tractors	Aggregate	Aggregate	Diesel	0.062645018	0.075800472	0.090208826	1.127154701	0.473606794	276.0451085	0.008600647	0.007912595	0.002550295	0.002253043	8955979.537	3166933.238	4300.534668	392628719.2
Statewide Totals	2046	Construction and Mining - Off-Highway Trucks	Aggregate	Aggregate	Diesel	0.384014655	0.464657733	0.552981104	3.901946283	2.96381179	1659.337145	0.055911545	0.051438621	0.015329874	0.013543287	53835366.23	6740703.116	4501.072597	2730992912
Statewide Totals	2046	Construction and Mining - Other	Aggregate	Aggregate	Diesel	0.074686629	0.090370821	0.107548745	1.283114358	0.617358611	369.7778299	0.017515026	0.016113823	0.003416539	0.003018077	11997034.46	3220494.348	6508.46215	554613736.2
Statewide Totals	2046	Construction and Mining - Pavers	Aggregate	Aggregate	Diesel	0.015070689	0.018235533	0.021701792	0.401772957	0.1238911	86.94614249	0.003183851	0.002929143	0.000803408	0.000709643	2820871.839	1011906.205	2309.962225	130992254.8
Statewide Totals	2046	Construction and Mining - Paving Equipment	Aggregate	Aggregate	Diesel	0.00918538	0.01111431	0.013226947	0.220625365	0.083752974	50.60062581	0.001860529	0.001711687	0.000467552	0.000412996	1641681.578	675406.5098	1308.808619	88858303.89
Statewide Totals	2046	Construction and Mining - Rollers	Aggregate	Aggregate	Diesel	0.05035902	0.060934414	0.072516988	1.292804082	0.579410683	225.5447618	0.012207717	0.011231099	0.002083762	0.001840866	7317551.404	4589712.39	12041.7153	368697585
Statewide Totals	2046	Construction and Mining - Rough Terrain Forklifts	Aggregate	Aggregate	Diesel	0.0342298	0.041418058	0.049290912	1.435979957	0.570819414	244.9076406	0.006737677	0.006198663	0.002263266	0.001998903	7945758.681	3794164.198	12131.12612	381266762.5
Statewide Totals	2046	Construction and Mining - Rubber Tired Dozers	Aggregate	Aggregate	Diesel	0.047199928	0.057111913	0.067967897	0.455267288	0.34942702	144.2387383	0.013136181	0.012085286	0.001332143	0.001177257	4679667.013	915275.8685	1072.543167	226907089.5
Statewide Totals	2046	Construction and Mining - Rubber Tired Loaders	Aggregate	Aggregate	Diesel	0.454975143	0.550519923	0.655164206	6.743332208	2.010391387	1992.399308	0.061470431	0.056552797	0.01840707	0.016261695	64641201.32	17093894.44	15722.70094	3461580499
Statewide Totals	2046	Construction and Mining - Scrapers	Aggregate	Aggregate	Diesel	0.272723898	0.329995917	0.392722414	3.115818301	1.71616111	1296.757354	0.066831766	0.061485224	0.011980983	0.010583959	42071864.22	4586315.643	8833.762917	1684004286
Statewide Totals	2046	Construction and Mining - Skid Steer Loaders	Aggregate	Aggregate	Diesel	0.039448932	0.047733208	0.056806462	1.428968364	0.706450286	237.4780493	0.00580025	0.00533623	0.002194419	0.001938264	7704713.774	6070018.912	15731.1997	397053984.9
Statewide Totals	2046	Construction and Mining - Surfacing Equipment	Aggregate	Aggregate	Diesel	0.003480348	0.004211222	0.005011702	0.06849076	0.03528788	27.25773804	0.000857995	0.000789356	0.000251907	0.000222474	884347.2916	215298.8961	722.3943675	56671619.96
Statewide Totals	2046	Construction and Mining - Tractors/Loaders/Backhoes	Aggregate	Aggregate	Diesel	0.41172078	0.498182144	0.592877923	10.30510286	4.393328379	1820.139504	0.069043839	0.063520332	0.016815741	0.014855734	59052421.67	31462084.08	47448.77154	3082765517
Statewide Totals	2046	Construction and Mining - Trenchers	Aggregate	Aggregate	Diesel	0.021839588	0.026425902	0.031449007	0.366564968	0.269614812	74.90642528	0.00687499	0.006324991	0.000691892	0.000611376	2430256.473	1145605.865	2850.483187	90072830.46
Statewide Totals	2046	Industrial - Aerial Lifts	Aggregate	Aggregate	Diesel	0.01695207	0.020512005	0.024410981	0.653056022	0.378394152	115.2914018	0.002300856	0.002116788	0.001065418	0.000940993	3740502.561	3600300.82	10691.69228	226404022.6
Statewide Totals	2046	Industrial - Forklifts	Aggregate	Aggregate	Diesel	0.122917885	0.148730641	0.177001754	3.09718621	1.195151974	485.4233218	0.0195406	0.017977352	0.004484292	0.00396196	15749025.08	16849379.91	20056.93381	1508088203
Statewide Totals	2046	Industrial - Misc - Aerial Lifts	Aggregate	Aggregate	Diesel	0.007904894	0.00950785	0.011363411	0.038600344	0.059891511	0.000140462	0.002046423	0.001546187	9.15733E-07	7.8882E-07	3138.426486	0	1463.475675	0
Statewide Totals	2046	Industrial - Misc - Other General Industrial Equipment	Aggregate	Aggregate	Diesel	0.006332776	0.007616938	0.009103469	0.030814927	0.04951526	0.000115737	0.001686199	0.001274016	7.32028E-07	6.30576E-07	2508.83113	0	307.7816604	0
Statewide Totals	2046	Industrial - Misc - Sweepers/Scrubbers	Aggregate	Aggregate	Diesel	0.001588983	0.001911195	0.002284187	0.008458474	0.012632539	2.97393E-05	0.000433278	0.000327365	1.94481E-07	1.67528E-07	666.5306672	0	124.7628238	0
Statewide Totals	2046	Industrial - Other General Industrial Equipment	Aggregate	Aggregate	Diesel	0.060922304	0.073715988	0.087728118	1.11153349	0.54887639	234.4455366	0.00749361	0.006894121	0.002165738	0.001913513	7606327.241	4753022.728	5106.022942	419185741.4
Statewide Totals	2046	Industrial - Other Material Handling Equipment	Aggregate	Aggregate	Diesel	0.027776078	0.033609055	0.039997553	0.516833772	0.19299232	137.455996	0.00427527	0.003933248	0.001270016	0.001121897	4459608.408	1299140.443	1535.888979	217601600.1
Statewide Totals	2046	Light Commercial - Misc - Air Compressors	Aggregate	Aggregate	Diesel	0.019247581	0.022939616	0.027709984	0.255190247	0.184946059	32.31503429	0.001391173	0.001486342	0.000408877	0.000271106	1077739.858	973392.95	1392.588181	36015539.15
Statewide Totals	2046	Light Commercial - Misc - Generator Sets	Aggregate	Aggregate	Diesel	0.092977807	0.111482754	0.13372538	0.86824228	0.945464989	151.7349248	0.015338327	0.019551818	0.001727998	0.001261131	5015122.63	1959582.8	17091.23027	64666232.4
Statewide Totals	2046	Light Commercial - Misc - Pressure Washers	Aggregate	Aggregate	Diesel	0.000440692	0.000528915	0.000633724	0.004343184	0.004852429	0.785571492	8.31708E-05	0.000107074	8.84653E-06	6.37909E-06	25368.78867	19658.9	509.7488924	747038.2
Statewide Totals	2046	Light Commercial - Misc - Pumps	Aggregate	Aggregate	Diesel	0.052962985	0.063476487	0.076179415	0.505927871	0.517527052	83.8049503	0.008067902	0.010215674	0.000963671	0.000697298	2772855.142	1022817.6	8899.7362	37844251.2
Statewide Totals	2046	Light Commercial - Misc - Welders	Aggregate	Aggregate	Diesel	0.098092595	0.117132938	0.141176125	1.194072681	0.977751873	167.7868945	0.009840262	0.011508273	0.002063679	0.001403473	5579813.618	3838686.75	10138.77921	176579590.5
Statewide Totals	2047	Construction and Mining - Bore/Drill Rigs	Aggregate	Aggregate	Diesel	0.016635871	0.020129404	0.023955654	0.360178405	0.156729311	125.1189066	0.003021907	0.002780154	0.001156287	0.001021204	4059345.131	707350.4376	1764.155635	156401364.8
Statewide Totals	2047	Construction and Mining - Cranes	Aggregate	Aggregate	Diesel	0.066654892	0.080652419	0.095983044	0.924958215	0.509431209	295.8694172	0.020861752	0.019192812	0.00273346	0.002414846	9599157.399	2787372.101	5307.310707	644193193.1
Statewide Totals	2047	Construction and Mining - Crawler Tractors	Aggregate	Aggregate	Diesel	0.157611716	0.190710177	0.226960872	2.434805624	1.146239273	730.699259	0.040770229	0.037508611	0.006750949	0.005963869	23706732.74	5034813.786	9775.991223	1068002888
Statewide Totals	2047	Construction and Mining - Excavators	Aggregate	Aggregate	Diesel	0.229331259	0.277490824	0.330237013	4.468842121	1.500053144	1316.517545	0.031780512	0.029238071	0.012164978	0.010745239	42712961.85	13635738.57	19000.87697	2149115939
Statewide Totals	2047	Construction and Mining - Graders	Aggregate	Aggregate	Diesel	0.112190381	0.135750361	0.161554149	1.729265673	0.547028869	494.5785848	0.02304683	0.021203084	0.004569259	0.004036684	16046057.5	4028215.461	6142.64769	757758934.9
Statewide Totals	2047	Construction and Mining - Misc - Bore/Drill Rigs	Aggregate	Aggregate	Diesel	0.002340269	0.00281483	0.003364176	0.010321746	0.017765377	4.12641E-05	0.000601186	0.000454229	2.54666E-07	2.19371E-07	872.7979674	0	142.5604719	0
Statewide Totals	2047	Construction and Mining - Misc - Cement And Mortar Mixers	Aggregate	Aggregate	Diesel	0.002873541	0.003456236	0.004130758	0.016834555	0.021684497	5.18713E-05	0.000755724	0.000570992	3.74543E-07	3.22635E-07	1283.644415	0	992.3799216	0
Statewide Totals	2047	Construction and Mining - Misc - Concrete/Industrial Saws	Aggregate	Aggregate	Diesel	0.001049967	0.001254203	0.001511042	0.012491114	0.010834944	1.495300758	0.000132948	0.0001069	1.93687E-05	1.24923E-05	49657.90094	35875.85	88.70782248	1183903.05
Statewide Totals	2047	Construction and Mining - Misc - Dumpers/Tenders	Aggregate	Aggregate	Diesel	0.000290399	0.000349286	0.000417453	0.001192165	0.002207216	5.09472E-06	7.4226E-05	5.60819E-05	3.02834E-08	2.60864E-08	103.78812	0	41.95053705	0
Statewide Totals	2047	Construction and Mining - Misc - Excavators	Aggregate	Aggregate	Diesel	0.002072403	0.002492645	0.002979112	0.008507755	0.015751564	3.63579E-05	0.000529706	0.000400222	2.16114E-07	1.86163E-07	740.6729286	0	65.83999746	0
Statewide Totals	2047	Construction and Mining - Misc - Other	Aggregate	Aggregate	Diesel	0.006198314	0.007455209	0.008910176	0.036675246	0.046762871	0.000111993	0.001631649	0.001232802	8.1329E-07	7.00576E-07	2787.331832	0	640.2694029	0
Statewide Totals	2047	Construction and Mining - Misc - Pavers	Aggregate	Aggregate	Diesel	0.000550272	0.000661856	0.000791025	0.002259012	0.004182417	9.6539E-06	0.00014065	0.000106269	5.73835E-08	4.94307E-08	196.6663791	0	26.18999899	0
Statewide Totals	2047	Construction and Mining - Misc - Paving Equipment	Aggregate	Aggregate	Diesel	0.000898284	0.001080437	0.001291297	0.003687689	0.006827519	1.57594E-05	0.000229601	0.000173477	9.36748E-08	8.06923E-08	321.044882	0	62.56525164	0
Statewide Totals	2047	Construction and Mining - Misc - Plate Compactors	Aggregate	Aggregate	Diesel	0.001966339	0.002365074	0.002826646	0.012405814	0.01481104	3.57516E-05	0.000520873	0.000393548	2.69467E-07	2.32122E-07	923.5261168	0	574.0699768	0
Statewide Totals	2047	Construction and Mining - Misc - Rollers	Aggregate	Aggregate	Diesel	0.013346287	0.016052646	0.019185498	0.070177157	0.100963037	0.0002386	0.003476206	0.002626466	1.62049E-06	1.39591E-06	5553.804771	0	1701.51564	0
Statewide Totals	2047	Construction and Mining - Misc - Rubber Tired Loaders	Aggregate	Aggregate	Diesel	0.000366777	0.000441152	0.000527248	0.001505715	0.002787736	6.43468E-06	9.37482E-05	7.08321E-05	3.82482E-08	3.29474E-08	131.085486	0	16.50670326	0
Statewide Totals	2047	Construction and Mining - Misc - Signal Boards	Aggregate	Aggregate	Diesel	0.031027794	0.037315954	0.04460367	0.198680003	0.235075298	0.661514002	0.008159745	0.006167922	1.27571E-05	9.08303E-06	36118.54661	13004.95	5043.528881	481183.15
Statewide Totals	2047	Construction and Mining - Misc - Skid Steer Loaders	Aggregate	Aggregate	Diesel	0.102384096	0.123145542	0.147178774	0.420313662	0.778183793	0.001796212	0.02616937	0.019772418	1.06768E-05	9.19711E-06	36591.89584	0	6488.99774	0
Statewide Totals	2047	Construction and Mining - Misc - Tractors/Loaders/Backhoes	Aggregate	Aggregate	Diesel	0.009940409	0.011956125	0.014289496	0.040807997	0.075553393	0.000174393	0.002540768	0.001919693	1.03661E-06	8.92942E-07	3552.68489	0	485.0278842	0
Statewide Totals	2047	Construction and Mining - Misc - Trenchers	Aggregate	Aggregate	Diesel	0.010826343	0.01302171	0.015563039	0.04977288	0.08212183	0.000191478	0.002789684	0.002107761	1.20819E-06	1.04074E-06	4140.734675	0	650.6053578	0
Statewide Totals	2047	Construction and Mining - Off-Highway Tractors	Aggregate	Aggregate	Diesel	0.063047405	0.07628736	0.090788263	1.137514266	0.475871416	278.6252055	0.008570347	0.007884719	0.002574137	0.002274101	9039687.942	3196533.454	4325.491091	396298482.4
Statewide Totals	2047	Construction and Mining - Off-Highway Trucks	Aggregate	Aggregate	Diesel	0.386699613	0.467906531	0.556847442	3.93552271	2.97014092	1674.846388	0.055799894	0.051335902	0.015473184	0.013669871	54338546.54	6803706.108	4527.192762	2756518546
Statewide Totals	2047	Construction and Mining - Other	Aggregate	Aggregate	Diesel	0.07438289	0.090003297	0.107111362	1.291608581	0.610424214	373.2340138	0.016957808	0.015601183	0.003448502	0.003046286	12109166.54	3250595.181	6546.231393	559797516.6
Statewide Totals	2047	Construction and Mining - Pavers	Aggregate	Aggregate	Diesel	0.014968511	0.018111898	0.021554655	0.405422285	0.122255584	87.75879763	0.003041677	0.002798343	0.000810925	0.000716276	2847237.54	1021364.138	2323.367161	132216593.6
Statewide Totals	2047	Construction and Mining - Paving Equipment	Aggregate	Aggregate	Diesel	0.009197813	0.011129354	0.013244851	0.222539722	0.083419855	51.07357215	0.001790348	0.00164712	0.000471925	0.000416856	1657025.801	681719.298	1316.403763	89688831.34
Statewide Totals	2047	Construction and Mining - Rollers	Aggregate	Aggregate	Diesel	0.050128313	0.060655259	0.072184771	1.303862147	0.579214611	227.6528497	0.011834962	0.010888165	0.00210326	0.001858072	7385945.995	4632610.824	12111.59455	372143672.3
Statewide Totals	2047	Construction and Mining - Rough Terrain Forklifts	Aggregate	Aggregate	Diesel	0.03418256	0.041360898	0.049222887	1.448985945	0.572634343	247.1967065	0.006442587	0.00592718	0.002284431	0.002017586	8020024.905	3829626.922	12201.52423	384830329.4
Statewide Totals	2047	Construction and Mining - Rubber Tired Dozers	Aggregate	Aggregate	Diesel	0.04710965	0.057002676	0.067837896	0.455940508	0.341724121	145.5868873	0.012840104	0.011812896	0.00134461	0.001188261	4723406.222	923830.6316	1078.76724	229027910.6
Statewide Totals	2047	Construction and Mining - Rubber Tired Loaders	Aggregate	Aggregate	Diesel	0.457301046	0.553334266	0.658513506	6.804089896	1.995620876	2011.021567	0.060646977	0.055795219	0.018579173	0.016413688	65245380	17253665.08	15813.94131	3493934680
Statewide Totals	2047	Construction and Mining - Scrapers	Aggregate	Aggregate	Diesel	0.269950428	0.326640018	0.388728616	3.097801966	1.664312853	1308.877691	0.063801663	0.05869753	0.012093125	0.010682884	42465095.21	4629182.33	8885.026108	1699744085
Statewide Totals	2047	Construction and Mining - Skid Steer Loaders	Aggregate	Aggregate	Diesel	0.039688574	0.048023175	0.057151547	1.442172268	0.711468058	239.6976735	0.005724026	0.005266104	0.002214933	0.00195638	7776727.036	6126753.253	15822.48939	400765109.4
Statewide Totals	2047	Construction and Mining - Surfacing Equipment	Aggregate	Aggregate	Diesel	0.003461342	0.004188224	0.004984332	0.068885699	0.03506446	27.51250657	0.000833238	0.000766579	0.000254263	0.000224553	892612.9761	217311.2194	726.5864927	57201309.75
Statewide Totals	2047	Construction and Mining - Tractors/Loaders/Backhoes	Aggregate	Aggregate	Diesel	0.413122739	0.499878514	0.594896744	10.39784705	4.408195488	1837.15171	0.067402544	0.062010341	0.016972985	0.014994585	59604363.98	31756149.16	47724.1214	3111579047
Statewide Totals	2047	Construction and Mining - Trenchers	Aggregate	Aggregate	Diesel	0.021555618	0.026082298	0.03104009	0.369258679	0.267161831	75.60654941	0.006492865	0.005973435	0.000698373	0.00061709	2452971.23	1156313.442	2867.02482	90914709.67
Statewide Totals	2047	Industrial - Aerial Lifts	Aggregate	Aggregate	Diesel	0.017096073	0.020686249	0.024618345	0.659148163	0.381795052	116.3689902	0.002301832	0.002117686	0.001075376	0.000949788	3775463.729	3633951.571	10753.73721	228520141.8
Statewide Totals	2047	Industrial - Forklifts	Aggregate	Aggregate	Diesel	0.123217747	0.149093474	0.177433556	3.124469011	1.197421379	489.9604036	0.018899463	0.017387506	0.00452623	0.003998991	15896225.7	17006865.17	20173.32616	1522183775
Statewide Totals	2047	Industrial - Misc - Aerial Lifts	Aggregate	Aggregate	Diesel	0.007912254	0.0095167	0.011373993	0.038626775	0.059947577	0.00014059	0.002048288	0.001547596	9.16444E-07	7.89433E-07	3140.86439	0	1464.613401	0
Statewide Totals	2047	Industrial - Misc - Other General Industrial Equipment	Aggregate	Aggregate	Diesel	0.00634229	0.007628381	0.009117144	0.030857826	0.04958868	0.000115908	0.001688684	0.001275894	7.33079E-07	6.3148E-07	2512.427479	0	308.175973	0
Statewide Totals	2047	Industrial - Misc - Sweepers/Scrubbers	Aggregate	Aggregate	Diesel	0.001604668	0.001930063	0.002306736	0.008547713	0.012758893	3.00384E-05	0.000437635	0.000330658	1.96486E-07	1.69255E-07	673.4029406	0	126.0948946	0
Statewide Totals	2047	Industrial - Other General Industrial Equipment	Aggregate	Aggregate	Diesel	0.061235449	0.074094893	0.088179046	1.12135938	0.552101214	236.636817	0.007353519	0.006765238	0.002185988	0.001931398	7677420.918	4797447.567	5135.653692	423103723.8
Statewide Totals	2047	Industrial - Other Material Handling Equipment	Aggregate	Aggregate	Diesel	0.027811159	0.033651502	0.040048069	0.521185494	0.191698764	138.740749	0.004171758	0.003838018	0.001281893	0.001132383	4501290.806	1311283.054	1544.801893	219635446.1

Region	Calendar Year	Vehicle Category	Model Year	Horsepower Bin	Fuel	HC_tpd	ROG_tpd	TOG_tpd	CO_tpd	NOx_tpd	CO2_tpd	PM10_tpd	PM2.5_tpd	SOx_tpd	NH3_tpd	Fuel Consumption	Total_Activity_hpy	Total_Population	Horsepower_Hours_hhpy
Statewide Totals	2047	Light Commercial - Misc - Air Compressors	Aggregate	Aggregate	Diesel	0.019251283	0.02294407	0.027715305	0.25520613	0.184974176	32.31873685	0.00139189	0.001487292	0.000408912	0.000271136	1077861.222	973392.95	1392.83816	36015539.15
Statewide Totals	2047	Light Commercial - Misc - Generator Sets	Aggregate	Aggregate	Diesel	0.09297842	0.111483492	0.133726265	0.868245398	0.945469829	151.7355689	0.015338453	0.01955198	0.001728004	0.001261137	5015143.756	1959582.8	17091.33021	64666232.4
Statewide Totals	2047	Light Commercial - Misc - Pressure Washers	Aggregate	Aggregate	Diesel	0.000440806	0.000529053	0.000633889	0.00434353	0.004853263	0.785678982	8.31917E-05	0.000107102	8.84755E-06	6.37997E-06	25372.30709	19658.9	509.8089677	747038.2
Statewide Totals	2047	Light Commercial - Misc - Pumps	Aggregate	Aggregate	Diesel	0.052961297	0.063474451	0.076176989	0.505920075	0.517514247	83.80325306	0.008067575	0.010215239	0.000963655	0.000697284	2772799.483	1022817.6	8899.516317	37844251.2
Statewide Totals	2047	Light Commercial - Misc - Welders	Aggregate	Aggregate	Diesel	0.098091309	0.117131387	0.141174286	1.194065888	0.977742154	167.7855876	0.009840009	0.011507938	0.002063666	0.001403462	5579770.723	3838686.75	10138.58904	176579590.5
Statewide Totals	2048	Construction and Mining - Bore/Drill Rigs	Aggregate	Aggregate	Diesel	0.016717728	0.020228451	0.024073529	0.363405346	0.156876839	126.27752	0.002993863	0.002754354	0.001166997	0.00103066	4096935.068	713900.5727	1774.289897	157849656.9
Statewide Totals	2048	Construction and Mining - Cranes	Aggregate	Aggregate	Diesel	0.065017771	0.078671503	0.09362559	0.884674378	0.478249752	298.6091973	0.01895124	0.017435141	0.00275884	0.002437208	9688046.546	2813183.442	5337.798763	650158485.8
Statewide Totals	2048	Construction and Mining - Crawler Tractors	Aggregate	Aggregate	Diesel	0.154346038	0.186758706	0.222258295	2.394404613	1.095579646	737.4656064	0.037318748	0.034333248	0.006813605	0.006019095	23926259.43	5081436.66	9832.149791	1077892701
Statewide Totals	2048	Construction and Mining - Excavators	Aggregate	Aggregate	Diesel	0.23054404	0.278958288	0.331983417	4.502859154	1.498589561	1328.708627	0.031378517	0.028868236	0.012277654	0.010844741	43108488.1	13762006.86	19110.02826	2169016965
Statewide Totals	2048	Construction and Mining - Graders	Aggregate	Aggregate	Diesel	0.110772071	0.134034206	0.159511783	1.732043427	0.520569695	499.1584314	0.021798784	0.020054881	0.004611644	0.004074064	16194645.58	4065517.134	6177.934373	764775857.6
Statewide Totals	2048	Construction and Mining - Misc - Bore/Drill Rigs	Aggregate	Aggregate	Diesel	0.002338978	0.002813275	0.003362316	0.010315743	0.017755575	4.12413E-05	0.000600852	0.000453977	2.54521E-07	2.19246E-07	872.3005042	0	142.4770789	0
Statewide Totals	2048	Construction and Mining - Misc - Cement And Mortar Mixers	Aggregate	Aggregate	Diesel	0.002873526	0.003456218	0.004130738	0.016833663	0.021684406	5.18708E-05	0.000755716	0.000570986	3.74529E-07	3.22623E-07	1283.596762	0	992.2799542	0
Statewide Totals	2048	Construction and Mining - Misc - Concrete/Industrial Saws	Aggregate	Aggregate	Diesel	0.001052373	0.001257098	0.001514501	0.012500993	0.010853232	1.4953008	0.000133563	0.000107364	1.93689E-05	1.24926E-05	49658.7609	35875.85	88.88767104	1183903.05
Statewide Totals	2048	Construction and Mining - Misc - Dumpers/Tenders	Aggregate	Aggregate	Diesel	0.000290809	0.000349779	0.000418042	0.001193846	0.002210329	5.10191E-06	7.43307E-05	5.61609E-05	3.03261E-08	2.61232E-08	103.9344771	0	42.00969338	0
Statewide Totals	2048	Construction and Mining - Misc - Excavators	Aggregate	Aggregate	Diesel	0.002070514	0.002490373	0.002976397	0.008500005	0.01573721	3.63248E-05	0.000529223	0.000399858	2.15917E-07	1.85993E-07	739.9979467	0	65.77999729	0
Statewide Totals	2048	Construction and Mining - Misc - Other	Aggregate	Aggregate	Diesel	0.006199116	0.007456172	0.008911329	0.036680568	0.0467689	0.000112008	0.001631863	0.001232963	8.13404E-07	7.00673E-07	2787.721755	0	640.3596543	0
Statewide Totals	2048	Construction and Mining - Misc - Pavers	Aggregate	Aggregate	Diesel	0.000550482	0.000662109	0.000791327	0.002259875	0.004184015	9.65758E-06	0.000140703	0.000106309	5.74054E-08	4.94496E-08	196.7414705	0	26.19999892	0
Statewide Totals	2048	Construction and Mining - Misc - Paving Equipment	Aggregate	Aggregate	Diesel	0.00089543	0.001077006	0.001287195	0.003675977	0.006805834	1.57093E-05	0.000228872	0.000172925	9.33772E-08	8.0436E-08	320.0251443	0	62.36652517	0
Statewide Totals	2048	Construction and Mining - Misc - Plate Compactors	Aggregate	Aggregate	Diesel	0.001966374	0.002365115	0.002826693	0.01240603	0.014811298	3.57523E-05	0.000520882	0.000393555	2.69472E-07	2.32126E-07	923.5421509	0	574.0799539	0
Statewide Totals	2048	Construction and Mining - Misc - Rollers	Aggregate	Aggregate	Diesel	0.013353259	0.016061039	0.019195527	0.070216393	0.101015743	0.000238725	0.003478033	0.002627847	1.62138E-06	1.39667E-06	5556.837863	0	1702.512991	0
Statewide Totals	2048	Construction and Mining - Misc - Rubber Tired Loaders	Aggregate	Aggregate	Diesel	0.000366315	0.000440596	0.000526584	0.001503819	0.002784225	6.42658E-06	9.36301E-05	7.07428E-05	3.82001E-08	3.29059E-08	130.9203426	0	16.48590799	0
Statewide Totals	2048	Construction and Mining - Misc - Signal Boards	Aggregate	Aggregate	Diesel	0.031027685	0.037315826	0.044603508	0.198679321	0.23507449	0.661514001	0.008159715	0.006167899	1.27571E-05	9.08302E-06	36118.49593	13004.95	5043.511295	481183.15
Statewide Totals	2048	Construction and Mining - Misc - Skid Steer Loaders	Aggregate	Aggregate	Diesel	0.102494427	0.123278253	0.147337386	0.420766608	0.77902239	0.001798148	0.026197574	0.019793721	1.06883E-05	9.20702E-06	36631.32878	0	6495.990506	0
Statewide Totals	2048	Construction and Mining - Misc - Tractors/Loaders/Backhoes	Aggregate	Aggregate	Diesel	0.009934154	0.011948601	0.014280506	0.040782315	0.075505846	0.000174283	0.002539171	0.001918484	1.03595E-06	8.9238E-07	3550.449153	0	484.7226506	0
Statewide Totals	2048	Construction and Mining - Misc - Trenchers	Aggregate	Aggregate	Diesel	0.010854701	0.013055817	0.015603805	0.049913237	0.082336618	0.000191983	0.002797033	0.002113313	1.2115E-06	1.0436E-06	4152.089116	0	652.8017144	0
Statewide Totals	2048	Construction and Mining - Off-Highway Tractors	Aggregate	Aggregate	Diesel	0.063180951	0.076448951	0.09098057	1.146281701	0.476791239	281.2053025	0.008362894	0.007693862	0.002597987	0.00229516	9123396.346	3226133.67	4350.339046	399968245.6
Statewide Totals	2048	Construction and Mining - Off-Highway Trucks	Aggregate	Aggregate	Diesel	0.389071484	0.470776496	0.560262937	3.950002753	2.972482459	1690.355631	0.055018259	0.050616799	0.015616504	0.013796455	54841726.86	6866709.1	4553.1994	2782044181
Statewide Totals	2048	Construction and Mining - Other	Aggregate	Aggregate	Diesel	0.073364122	0.088770587	0.105644335	1.261289629	0.590586846	376.6901977	0.015634981	0.014384182	0.003480487	0.003074495	12221298.62	3280696.014	6583.836478	564981297
Statewide Totals	2048	Construction and Mining - Pavers	Aggregate	Aggregate	Diesel	0.014812601	0.017923248	0.021330146	0.408299812	0.11985882	88.57145278	0.002912853	0.002679825	0.000818443	0.000722908	2873603.242	1030822.071	2336.713836	133440932.3
Statewide Totals	2048	Construction and Mining - Paving Equipment	Aggregate	Aggregate	Diesel	0.009189259	0.011119003	0.013232533	0.224393608	0.082951115	51.54651848	0.001721578	0.001583852	0.000476297	0.000420716	1672370.024	688032.0861	1323.965897	90519358.79
Statewide Totals	2048	Construction and Mining - Rollers	Aggregate	Aggregate	Diesel	0.049065115	0.05936879	0.070653766	1.307275462	0.572389138	229.7609377	0.011022735	0.010140916	0.002122782	0.001875278	7454340.586	4675509.259	12181.17009	375589759.5
Statewide Totals	2048	Construction and Mining - Rough Terrain Forklifts	Aggregate	Aggregate	Diesel	0.034039191	0.041187421	0.049016435	1.461790257	0.574151373	249.4857725	0.006167144	0.005673773	0.002305599	0.002036269	8094291.129	3865089.646	12271.61637	388393896.4
Statewide Totals	2048	Construction and Mining - Rubber Tired Dozers	Aggregate	Aggregate	Diesel	0.04590508	0.055545147	0.066103316	0.435466598	0.319553616	146.9350362	0.011689804	0.01075462	0.00135711	0.001199264	4767145.431	932385.3947	1084.964261	231148731.7
Statewide Totals	2048	Construction and Mining - Rubber Tired Loaders	Aggregate	Aggregate	Diesel	0.459366205	0.555833108	0.661487336	6.836441434	1.976656025	2029.643826	0.059223834	0.054485927	0.018751283	0.01656568	65849558.67	17413435.73	15904.78512	3526288861
Statewide Totals	2048	Construction and Mining - Scrapers	Aggregate	Aggregate	Diesel	0.268317159	0.324663762	0.386376709	3.053302413	1.61417485	1320.998028	0.061210053	0.056313248	0.012205232	0.010781808	42858326.19	4672049.016	8936.066492	1715483883
Statewide Totals	2048	Construction and Mining - Skid Steer Loaders	Aggregate	Aggregate	Diesel	0.039883942	0.048259569	0.057432876	1.455223721	0.715895063	241.9172976	0.005608191	0.005159536	0.002235449	0.001974496	7848740.298	6183487.595	15913.3823	404476234
Statewide Totals	2048	Construction and Mining - Surfacing Equipment	Aggregate	Aggregate	Diesel	0.003391665	0.004103914	0.004883997	0.069365234	0.033671854	27.76727511	0.000786026	0.000723143	0.00025662	0.000226633	900878.6606	219323.5428	730.7603976	57730999.54
Statewide Totals	2048	Construction and Mining - Tractors/Loaders/Backhoes	Aggregate	Aggregate	Diesel	0.412824423	0.499517551	0.594467169	10.47720832	4.407660084	1854.163917	0.064961024	0.059764142	0.01713028	0.015133437	60156306.29	32050214.25	47998.27451	3140392577
Statewide Totals	2048	Construction and Mining - Trenchers	Aggregate	Aggregate	Diesel	0.020836821	0.025212553	0.030005022	0.369375807	0.259664295	76.30667353	0.005919912	0.005446319	0.000704868	0.000622805	2475685.986	1167021.019	2883.494557	91756588.87
Statewide Totals	2048	Industrial - Aerial Lifts	Aggregate	Aggregate	Diesel	0.017175561	0.020782428	0.024732807	0.664931991	0.384729827	117.4465785	0.002273051	0.002091207	0.001085337	0.000958583	3810424.896	3667602.323	10815.51248	230636260.9
Statewide Totals	2048	Industrial - Forklifts	Aggregate	Aggregate	Diesel	0.123417123	0.149334719	0.177720658	3.151602304	1.198286967	494.4974855	0.018355708	0.016887251	0.004568172	0.004036022	16043426.32	17164350.42	20289.21263	1536279348
Statewide Totals	2048	Industrial - Misc - Aerial Lifts	Aggregate	Aggregate	Diesel	0.007920841	0.009527026	0.011386334	0.038658107	0.060012952	0.00014074	0.002050467	0.001549241	9.17281E-07	7.90154E-07	3143.733396	0	1465.95225	0
Statewide Totals	2048	Industrial - Misc - Other General Industrial Equipment	Aggregate	Aggregate	Diesel	0.006347293	0.007634396	0.009124336	0.030878811	0.049626822	0.000115996	0.001689968	0.001276865	7.33606E-07	6.31936E-07	2514.237948	0	308.3517948	0
Statewide Totals	2048	Industrial - Misc - Sweepers/Scrubbers	Aggregate	Aggregate	Diesel	0.001615735	0.001943375	0.002322646	0.00860623	0.012846767	3.02452E-05	0.000440648	0.000332934	1.97835E-07	1.70417E-07	678.0252427	0	126.9569486	0
Statewide Totals	2048	Industrial - Other General Industrial Equipment	Aggregate	Aggregate	Diesel	0.061407612	0.074303211	0.088426962	1.124951174	0.552583084	238.8280973	0.007103743	0.006535444	0.002206242	0.001949283	7748514.596	4841872.407	5165.155658	427021706.1
Statewide Totals	2048	Industrial - Other Material Handling Equipment	Aggregate	Aggregate	Diesel	0.027888506	0.033745093	0.040159449	0.525430504	0.191043022	140.0255021	0.004046257	0.003722556	0.001293769	0.001142869	4542973.205	1323425.665	1553.676069	221669292
Statewide Totals	2048	Light Commercial - Misc - Air Compressors	Aggregate	Aggregate	Diesel	0.01924864	0.022940893	0.027711504	0.255194079	0.184954123	32.31608167	0.001391376	0.001486611	0.000408887	0.000271115	1077774.158	973392.95	1392.638252	36015539.15
Statewide Totals	2048	Light Commercial - Misc - Generator Sets	Aggregate	Aggregate	Diesel	0.092980054	0.111485453	0.133728609	0.868252096	0.945482214	151.7371951	0.015338767	0.019552396	0.001728019	0.00126115	5015197.047	1959582.8	17091.5299	64666232.4
Statewide Totals	2048	Light Commercial - Misc - Pressure Washers	Aggregate	Aggregate	Diesel	0.000441051	0.000529347	0.000634241	0.004344884	0.004855224	0.785942136	8.32427E-05	0.000107169	8.85007E-06	6.38215E-06	25380.9417	19658.9	510.0388262	747038.2
Statewide Totals	2048	Light Commercial - Misc - Pumps	Aggregate	Aggregate	Diesel	0.052961831	0.063475096	0.076177758	0.505923932	0.517518272	83.80381501	0.008067681	0.010215383	0.00096366	0.000697289	2772817.973	1022817.6	8899.686235	37844251.2
Statewide Totals	2048	Light Commercial - Misc - Welders	Aggregate	Aggregate	Diesel	0.098092256	0.11713253	0.14117564	1.194071635	0.977749285	167.7865619	0.009840197	0.01150819	0.002063675	0.00140347	5579802.734	3838686.75	10138.75921	176579590.5
Statewide Totals	2049	Construction and Mining - Bore/Drill Rigs	Aggregate	Aggregate	Diesel	0.01681686	0.0203484	0.024216278	0.366461984	0.157922306	127.4361335	0.002957275	0.002720693	0.001177706	0.001040117	4134525.006	720450.7077	1784.380491	159297949
Statewide Totals	2049	Construction and Mining - Cranes	Aggregate	Aggregate	Diesel	0.064496592	0.078040876	0.092875092	0.888688874	0.469790956	301.3489774	0.018245129	0.016785518	0.002784186	0.00245957	9776935.694	2838994.784	5368.15545	656123778.5
Statewide Totals	2049	Construction and Mining - Crawler Tractors	Aggregate	Aggregate	Diesel	0.154323491	0.186731424	0.222225827	2.411627292	1.082308411	744.2319539	0.036466247	0.033548947	0.006876164	0.006074321	24145786.12	5128059.534	9888.066379	1087782513
Statewide Totals	2049	Construction and Mining - Excavators	Aggregate	Aggregate	Diesel	0.232294967	0.28107691	0.334504753	4.544131001	1.505549441	1340.89971	0.031457048	0.028940484	0.012390314	0.010944243	43504014.36	13888275.15	19218.70923	2188917991
Statewide Totals	2049	Construction and Mining - Graders	Aggregate	Aggregate	Diesel	0.111005594	0.134316769	0.159848056	1.74735806	0.513529331	503.7382781	0.021467192	0.019749816	0.00465398	0.004111444	16343233.66	4102818.808	6213.069009	771792780.3
Statewide Totals	2049	Construction and Mining - Misc - Bore/Drill Rigs	Aggregate	Aggregate	Diesel	0.002338789	0.002813049	0.003362045	0.01031632	0.017754097	4.12384E-05	0.000600809	0.000453945	2.54521E-07	2.19247E-07	872.3019883	0	142.487263	0
Statewide Totals	2049	Construction and Mining - Misc - Cement And Mortar Mixers	Aggregate	Aggregate	Diesel	0.00287324	0.003455873	0.004130326	0.016832655	0.021682225	5.18659E-05	0.000755644	0.000570932	3.74502E-07	3.22599E-07	1283.502924	0	992.2598649	0
Statewide Totals	2049	Construction and Mining - Misc - Concrete/Industrial Saws	Aggregate	Aggregate	Diesel	0.001054725	0.001259926	0.001517881	0.012510648	0.010871107	1.495300841	0.000134164	0.000107819	1.93692E-05	1.24928E-05	49659.60152	35875.85	89.06347742	1183903.05
Statewide Totals	2049	Construction and Mining - Misc - Dumpers/Tenders	Aggregate	Aggregate	Diesel	0.000290733	0.000349687	0.000417933	0.001193534	0.002209754	5.10058E-06	7.43113E-05	5.61463E-05	3.03182E-08	2.61164E-08	103.9074108	0	41.99875316	0
Statewide Totals	2049	Construction and Mining - Misc - Excavators	Aggregate	Aggregate	Diesel	0.002071457	0.002491508	0.002977754	0.00850388	0.015744389	3.63414E-05	0.000529464	0.00040004	2.16016E-07	1.86078E-07	740.3354084	0	65.80999514	0
Statewide Totals	2049	Construction and Mining - Misc - Other	Aggregate	Aggregate	Diesel	0.006198892	0.007455902	0.008911007	0.036678639	0.046767238	0.000112003	0.001631801	0.001232916	8.13366E-07	7.0064E-07	2787.590552	0	640.3287917	0
Statewide Totals	2049	Construction and Mining - Misc - Pavers	Aggregate	Aggregate	Diesel	0.000549222	0.000660593	0.000789515	0.0022547	0.004174432	9.63548E-06	0.000140381	0.000106066	5.7274E-08	4.93363E-08	196.2909115	0	26.13999807	0
Statewide Totals	2049	Construction and Mining - Misc - Paving Equipment	Aggregate	Aggregate	Diesel	0.000893041	0.001074132	0.001283761	0.00366617	0.006787678	1.56674E-05	0.000228261	0.000172464	9.31281E-08	8.02214E-08	319.171463	0	62.20015989	0
Statewide Totals	2049	Construction and Mining - Misc - Plate Compactors	Aggregate	Aggregate	Diesel	0.001966305	0.002365032	0.002826593	0.012405601	0.014810784	3.5751E-05	0.000520863	0.000393541	2.69463E-07	2.32118E-07	923.5100175	0	574.0599777	0
Statewide Totals	2049	Construction and Mining - Misc - Rollers	Aggregate	Aggregate	Diesel	0.013359963	0.016069098	0.019205161	0.070255989	0.101066306	0.000238846	0.003479796	0.00262918	1.62226E-06	1.39743E-06	5559.849121	0	1703.552425	0
Statewide Totals	2049	Construction and Mining - Misc - Rubber Tired Loaders	Aggregate	Aggregate	Diesel	0.000367375	0.000441872	0.000528107	0.001508172	0.002792283	6.44518E-06	9.39011E-05	7.09475E-05	3.83106E-08	3.30011E-08	131.2992048	0	16.53361567	0
Statewide Totals	2049	Construction and Mining - Misc - Signal Boards	Aggregate	Aggregate	Diesel	0.031027827	0.037315991	0.044603714	0.198680212	0.235075551	0.661514003	0.008159751	0.006167927	1.27571E-05	9.08303E-06	36118.56202	13004.95	5043.534244	481183.15
Statewide Totals	2049	Construction and Mining - Misc - Skid Steer Loaders	Aggregate	Aggregate	Diesel	0.102606857	0.123413479	0.147499003	0.421228153	0.779876922	0.00180012	0.026226312	0.019815438	1.07E-05	9.21711E-06	36671.51062	0	6503.11616	0
Statewide Totals	2049	Construction and Mining - Misc - Tractors/Loaders/Backhoes	Aggregate	Aggregate	Diesel	0.009938561	0.011953903	0.014286841	0.040800418	0.075539353	0.000174361	0.002540297	0.001919336	1.03641E-06	8.92776E-07	3552.024809	0	484.9377669	0
Statewide Totals	2049	Construction and Mining - Misc - Trenchers	Aggregate	Aggregate	Diesel	0.010895101	0.013104409	0.015661882	0.050099737	0.082643052	0.000192697	0.002807446	0.002121182	1.21602E-06	1.04749E-06	4167.579706	0	655.2667251	0
Statewide Totals	2049	Construction and Mining - Off-Highway Tractors	Aggregate	Aggregate	Diesel	0.063666357	0.077036292	0.091679555	1.156652057	0.480389906	283.7853994	0.008391514	0.007720193	0.002621827	0.002316218	9207104.751	3255733.886	4375.079934	403638008.7
Statewide Totals	2049	Construction and Mining - Off-Highway Trucks	Aggregate	Aggregate	Diesel	0.392017733	0.474341457	0.564505535	3.985563267	2.976656641	1705.864875	0.054979833	0.050581446	0.015759806	0.01392304	55344907.18	6929712.092	4579.093979	2807569815
Statewide Totals	2049	Construction and Mining - Other	Aggregate	Aggregate	Diesel	0.073369577	0.088777189	0.105652191	1.271615047	0.589325958	380.1463816	0.015251862	0.014031713	0.003512441	0.003102704	12333430.7	3310796.847	6621.279528	570165077.4
Statewide Totals	2049	Construction and Mining - Pavers	Aggregate	Aggregate	Diesel	0.014799454	0.017907339	0.021311214	0.41196565	0.119351462	89.38410793	0.002843587	0.0026161	0.000825956	0.000729541	2899968.943	1040280.004	2350.003001	134665271
Statewide Totals	2049	Construction and Mining - Paving Equipment	Aggregate	Aggregate	Diesel	0.009193356	0.01112396	0.013238432	0.226418962	0.082606412	52.01946481	0.001676382	0.001542271	0.00048067	0.000424576	1687714.247	694344.8743	1331.495446	91349886.25
Statewide Totals	2049	Construction and Mining - Rollers	Aggregate	Aggregate	Diesel	0.048701285	0.058928555	0.070129851	1.318220277	0.572728987	231.8690256	0.010596614	0.009748885	0.002142283	0.001892484	7522735.177	4718407.694	12250.44583	379035846.7
Statewide Totals	2049	Construction and Mining - Rough Terrain Forklifts	Aggregate	Aggregate	Diesel	0.034137402	0.041306257	0.049157859	1.475067806	0.577552392	251.7748385	0.00602703	0.005544867	0.002326759	0.002054952	8168557.354	3900552.37	12341.40649	391957463.3
Statewide Totals	2049	Construction and Mining - Rubber Tired Dozers	Aggregate	Aggregate	Diesel	0.045813991	0.05543493	0.065972148	0.437762381	0.310124893	148.2831852	0.011251954	0.010351798	0.001369577	0.001210267	4810884.64	940940.1577	1091.13458	233269552.8

Region	Calendar Year	Vehicle Category	Model Year	Horsepower Bin	Fuel	HC_tpd	ROG_tpd	TOG_tpd	CO_tpd	NOx_tpd	CO2_tpd	PM10_tpd	PM2.5_tpd	SOx_tpd	NH3_tpd	Fuel Consumption	Total_Activity_hpy	Total_Population	Horsepower_Hours_hhpy
Statewide Totals	2049	Construction and Mining - Rubber Tired Loaders	Aggregate	Aggregate	Diesel	0.462334244	0.559424435	0.665761311	6.897703657	1.972734056	2048.266084	0.058707523	0.054010921	0.018923366	0.016717672	66453737.35	17573206.37	15995.2375	3558643042
Statewide Totals	2049	Construction and Mining - Scrapers	Aggregate	Aggregate	Diesel	0.268061429	0.32435433	0.386008458	3.06635002	1.596384625	1333.118365	0.059700508	0.054924467	0.012317299	0.010880733	43251557.17	4714915.703	8986.886949	1731223682
Statewide Totals	2049	Construction and Mining - Skid Steer Loaders	Aggregate	Aggregate	Diesel	0.040089943	0.048508831	0.057729518	1.468369189	0.720694052	244.1369218	0.005578616	0.005132327	0.002255964	0.001992613	7920753.559	6240221.936	16003.88357	408187358.6
Statewide Totals	2049	Construction and Mining - Surfacing Equipment	Aggregate	Aggregate	Diesel	0.003393795	0.004106492	0.004887065	0.069996155	0.033421883	28.02204364	0.000779056	0.000716731	0.000258976	0.000228712	909144.3451	221335.8662	734.9163175	58260689.33
Statewide Totals	2049	Construction and Mining - Tractors/Loaders/Backhoes	Aggregate	Aggregate	Diesel	0.414438637	0.501470751	0.596791638	10.57018796	4.431842959	1871.176124	0.063905783	0.05879332	0.017287518	0.015272288	60708248.59	32344279.33	48271.24632	3169206107
Statewide Totals	2049	Construction and Mining - Trenchers	Aggregate	Aggregate	Diesel	0.020728587	0.02508159	0.029849165	0.372509561	0.258617202	77.00679766	0.005663627	0.005210537	0.000711344	0.000628519	2498400.742	1177728.596	2899.893328	92598468.08
Statewide Totals	2049	Industrial - Aerial Lifts	Aggregate	Aggregate	Diesel	0.017325872	0.020964305	0.024949255	0.671032833	0.388097292	118.5241669	0.002284291	0.002101547	0.001095295	0.000967378	3845386.064	3701253.074	10877.02157	232752380
Statewide Totals	2049	Industrial - Forklifts	Aggregate	Aggregate	Diesel	0.124061831	0.150114816	0.178649037	3.180109364	1.2031874	499.0345673	0.018105253	0.016656833	0.0046101	0.004073053	16190626.95	17321835.68	20404.59976	1550374920
Statewide Totals	2049	Industrial - Misc - Aerial Lifts	Aggregate	Aggregate	Diesel	0.007928266	0.00953596	0.011397006	0.03868623	0.060069457	0.000140869	0.002052353	0.001550667	9.1802E-07	7.90791E-07	3146.266872	0	1467.134405	0
Statewide Totals	2049	Industrial - Misc - Other General Industrial Equipment	Aggregate	Aggregate	Diesel	0.0063471	0.007634165	0.009124057	0.030876876	0.049625027	0.000115992	0.001689904	0.001276817	7.3357E-07	6.31904E-07	2514.110873	0	308.3223726	0
Statewide Totals	2049	Industrial - Misc - Sweepers/Scrubbers	Aggregate	Aggregate	Diesel	0.001621266	0.001950025	0.002330595	0.008628666	0.012888717	3.03419E-05	0.000442057	0.000333999	1.98407E-07	1.7091E-07	679.9879812	0	127.2685986	0
Statewide Totals	2049	Industrial - Other General Industrial Equipment	Aggregate	Aggregate	Diesel	0.061837574	0.074823465	0.089046107	1.135156053	0.556585435	241.0193777	0.007015759	0.006454498	0.002226489	0.001967168	7819608.273	4886297.246	5194.530503	430939688.5
Statewide Totals	2049	Industrial - Other Material Handling Equipment	Aggregate	Aggregate	Diesel	0.028073695	0.03396917	0.04042612	0.530195518	0.191763421	141.3102552	0.004052395	0.003728203	0.001305641	0.001153355	4584655.603	1335568.276	1562.512007	223703138
Statewide Totals	2049	Light Commercial - Misc - Air Compressors	Aggregate	Aggregate	Diesel	0.01924867	0.022940924	0.027711547	0.255192475	0.18495439	32.31608109	0.001391376	0.001486611	0.000408887	0.000271115	1077774.061	973392.95	1392.588214	36015539.15
Statewide Totals	2049	Light Commercial - Misc - Generator Sets	Aggregate	Aggregate	Diesel	0.092979435	0.111484718	0.133727729	0.868250684	0.945477899	151.736647	0.015338656	0.01955226	0.001728014	0.001261146	5015179.119	1959582.8	17091.50064	64666232.4
Statewide Totals	2049	Light Commercial - Misc - Pressure Washers	Aggregate	Aggregate	Diesel	0.000441034	0.000529327	0.000634217	0.004344766	0.004855083	0.785922771	8.32388E-05	0.000107164	8.84989E-06	6.38199E-06	25380.3056	19658.9	510.0188538	747038.2
Statewide Totals	2049	Light Commercial - Misc - Pumps	Aggregate	Aggregate	Diesel	0.052962889	0.063476363	0.076179276	0.505927742	0.517526311	83.80485837	0.008067886	0.010215651	0.00096367	0.000697298	2772852.141	1022817.6	8899.746232	37844251.2
Statewide Totals	2049	Light Commercial - Misc - Welders	Aggregate	Aggregate	Diesel	0.098090575	0.117130513	0.141173234	1.194063474	0.977736584	167.7848699	0.009839869	0.01150775	0.002063659	0.001403456	5579747.231	3838686.75	10138.53927	176579590.5
Statewide Totals	2050	Construction and Mining - Bore/Drill Rigs	Aggregate	Aggregate	Diesel	0.016944752	0.02050315	0.024400443	0.369793753	0.158577908	128.594747	0.002957773	0.002721151	0.001188414	0.001049573	4172114.943	727000.8428	1794.427978	160746241.1
Statewide Totals	2050	Construction and Mining - Cranes	Aggregate	Aggregate	Diesel	0.06450852	0.078055309	0.092892269	0.89584276	0.463503375	304.0887574	0.017891283	0.01645998	0.002809516	0.002481932	9865824.841	2864806.125	5398.382451	662089071.2
Statewide Totals	2050	Construction and Mining - Crawler Tractors	Aggregate	Aggregate	Diesel	0.154365214	0.186781909	0.222285909	2.429565077	1.070231367	750.9983013	0.035667627	0.032814217	0.006938721	0.006129547	24365312.81	5174682.407	9943.744087	1097672326
Statewide Totals	2050	Construction and Mining - Excavators	Aggregate	Aggregate	Diesel	0.234024669	0.283169849	0.336995523	4.58487838	1.512964981	1353.090793	0.031395238	0.028883619	0.012502975	0.011043745	43899540.61	14014543.44	19326.92591	2208819017
Statewide Totals	2050	Construction and Mining - Graders	Aggregate	Aggregate	Diesel	0.111361265	0.134747131	0.160360222	1.762227356	0.508179382	508.3181247	0.021111863	0.019422914	0.004696312	0.004148824	16491821.74	4140120.482	6248.053548	778809703.1
Statewide Totals	2050	Construction and Mining - Misc - Bore/Drill Rigs	Aggregate	Aggregate	Diesel	0.002340247	0.002814801	0.003364141	0.010323834	0.017765133	4.12644E-05	0.000601189	0.000454232	2.54696E-07	2.19397E-07	872.9009039	0	142.5926879	0
Statewide Totals	2050	Construction and Mining - Misc - Cement And Mortar Mixers	Aggregate	Aggregate	Diesel	0.002873047	0.003455645	0.004130052	0.016831923	0.02168077	5.18625E-05	0.000755596	0.000570894	3.74482E-07	3.22583E-07	1283.437395	0	992.239972	0
Statewide Totals	2050	Construction and Mining - Misc - Concrete/Industrial Saws	Aggregate	Aggregate	Diesel	0.001056752	0.001262364	0.001520795	0.012518967	0.010886515	1.495300877	0.000134682	0.00010821	1.93694E-05	1.24929E-05	49660.32582	35875.85	89.21495828	1183903.05
Statewide Totals	2050	Construction and Mining - Misc - Dumpers/Tenders	Aggregate	Aggregate	Diesel	0.000290438	0.000349334	0.00041751	0.001192327	0.002207515	5.09541E-06	7.42361E-05	5.60895E-05	3.02875E-08	2.60899E-08	103.8021843	0	41.9562218	0
Statewide Totals	2050	Construction and Mining - Misc - Excavators	Aggregate	Aggregate	Diesel	0.002071143	0.002491131	0.002977301	0.008502588	0.015741996	3.63358E-05	0.000529384	0.000399979	2.15983E-07	1.8605E-07	740.222936	0	65.7999976	0
Statewide Totals	2050	Construction and Mining - Misc - Other	Aggregate	Aggregate	Diesel	0.006199331	0.007456434	0.008911643	0.036681046	0.046770562	0.000112011	0.001631917	0.001233004	8.1342E-07	7.00688E-07	2787.77822	0	640.3716679	0
Statewide Totals	2050	Construction and Mining - Misc - Pavers	Aggregate	Aggregate	Diesel	0.000550062	0.000661604	0.000790724	0.002258151	0.004180821	9.65022E-06	0.000140596	0.000106228	5.73616E-08	4.94118E-08	196.5912869	0	26.17999905	0
Statewide Totals	2050	Construction and Mining - Misc - Paving Equipment	Aggregate	Aggregate	Diesel	0.000889265	0.00106959	0.001278333	0.003650668	0.006758978	1.56011E-05	0.000227296	0.000171735	9.27343E-08	7.98821E-08	317.8218063	0	61.93713838	0
Statewide Totals	2050	Construction and Mining - Misc - Plate Compactors	Aggregate	Aggregate	Diesel	0.001966134	0.002364827	0.00282635	0.012404517	0.014809493	3.57479E-05	0.000520818	0.000393507	2.69439E-07	2.32097E-07	923.4296083	0	574.0099866	0
Statewide Totals	2050	Construction and Mining - Misc - Rollers	Aggregate	Aggregate	Diesel	0.013369787	0.016080913	0.019219282	0.070311327	0.101140502	0.000239023	0.003482371	0.002631127	1.62351E-06	1.3985E-06	5564.124636	0	1704.961045	0
Statewide Totals	2050	Construction and Mining - Misc - Rubber Tired Loaders	Aggregate	Aggregate	Diesel	0.000368161	0.000442817	0.000529237	0.0015114	0.002798259	6.45897E-06	9.41019E-05	7.10993E-05	3.83926E-08	3.30717E-08	131.5801705	0	16.56899568	0
Statewide Totals	2050	Construction and Mining - Misc - Signal Boards	Aggregate	Aggregate	Diesel	0.031027587	0.037315708	0.044603369	0.198678701	0.235073748	0.661513999	0.008159691	0.00616788	1.27571E-05	9.08301E-06	36118.4496	13004.95	5043.495234	481183.15
Statewide Totals	2050	Construction and Mining - Misc - Skid Steer Loaders	Aggregate	Aggregate	Diesel	0.10271016	0.123537727	0.147647499	0.421652237	0.780662087	0.001801933	0.026252717	0.019835385	1.07108E-05	9.22639E-06	36708.43051	0	6509.663381	0
Statewide Totals	2050	Construction and Mining - Misc - Tractors/Loaders/Backhoes	Aggregate	Aggregate	Diesel	0.00994021	0.011955883	0.014289211	0.040807176	0.075551868	0.00017439	0.002540718	0.001919653	1.03658E-06	8.92924E-07	3552.613515	0	485.0181352	0
Statewide Totals	2050	Construction and Mining - Misc - Trenchers	Aggregate	Aggregate	Diesel	0.010932775	0.013149722	0.015716037	0.050278759	0.082928628	0.000193365	0.002817178	0.002128534	1.22031E-06	1.05119E-06	4182.28522	0	657.8178479	0
Statewide Totals	2050	Construction and Mining - Off-Highway Tractors	Aggregate	Aggregate	Diesel	0.064086568	0.077544747	0.092284657	1.166709809	0.482683038	286.3654964	0.008327276	0.007661094	0.002645668	0.002337277	9290813.156	3285334.102	4399.715127	407307771.9
Statewide Totals	2050	Construction and Mining - Off-Highway Trucks	Aggregate	Aggregate	Diesel	0.395088123	0.478056629	0.568926897	4.021076904	2.994084921	1721.374118	0.055174963	0.050760966	0.015903105	0.014049624	55848087.5	6992715.084	4604.877934	2833095450
Statewide Totals	2050	Construction and Mining - Other	Aggregate	Aggregate	Diesel	0.073638703	0.089102831	0.106039733	1.282945579	0.589812313	383.6025655	0.015015645	0.013814393	0.003544387	0.003130913	12445562.78	3340897.68	6658.562618	575348857.8
Statewide Totals	2050	Construction and Mining - Pavers	Aggregate	Aggregate	Diesel	0.014842013	0.017958835	0.021372498	0.415646522	0.11918008	90.19676308	0.002802643	0.002578431	0.000833469	0.000736174	2926334.644	1049737.937	2363.235394	135889609.8
Statewide Totals	2050	Construction and Mining - Paving Equipment	Aggregate	Aggregate	Diesel	0.009204629	0.011137601	0.013254665	0.228466118	0.082465838	52.49241114	0.00161867	0.001489177	0.000485042	0.000428436	1703058.469	700657.6624	1338.992828	92180413.7
Statewide Totals	2050	Construction and Mining - Rollers	Aggregate	Aggregate	Diesel	0.04857708	0.058778267	0.069950995	1.329321824	0.574422709	233.9771135	0.010268753	0.009447253	0.002161777	0.00190969	7591129.767	4761306.128	12319.42562	382481933.9
Statewide Totals	2050	Construction and Mining - Rough Terrain Forklifts	Aggregate	Aggregate	Diesel	0.034338255	0.041549289	0.049447087	1.488404975	0.581825662	254.0639044	0.005980694	0.005502238	0.002347917	0.002073635	8242823.578	3936015.095	12410.89846	395521030.2
Statewide Totals	2050	Construction and Mining - Rubber Tired Dozers	Aggregate	Aggregate	Diesel	0.045624486	0.055205627	0.065699259	0.439275844	0.297949919	149.6313342	0.010823336	0.009957469	0.001382047	0.001221271	4854623.849	949494.9208	1097.278539	235390373.9
Statewide Totals	2050	Construction and Mining - Rubber Tired Loaders	Aggregate	Aggregate	Diesel	0.465465319	0.563213035	0.670270059	6.959238838	1.967768082	2066.888343	0.058385062	0.053714257	0.019095444	0.016869665	67057916.02	17732977.02	16085.30346	3590997223
Statewide Totals	2050	Construction and Mining - Scrapers	Aggregate	Aggregate	Diesel	0.267294953	0.323426893	0.384904732	3.079905164	1.57292354	1345.238702	0.057819389	0.053193838	0.01242938	0.010979657	43644788.16	4757782.389	9037.490297	1746963480
Statewide Totals	2050	Construction and Mining - Skid Steer Loaders	Aggregate	Aggregate	Diesel	0.040385104	0.048865976	0.058154549	1.481623217	0.72679344	246.356546	0.00556029	0.005115467	0.002276477	0.002010729	7992766.821	6296956.277	16093.99822	411898483.1
Statewide Totals	2050	Construction and Mining - Surfacing Equipment	Aggregate	Aggregate	Diesel	0.003390614	0.004102644	0.004882485	0.070563198	0.033028859	28.27681217	0.000762552	0.000701548	0.000261331	0.000230792	917410.0296	223348.1896	739.0544832	58790379.12
Statewide Totals	2050	Construction and Mining - Tractors/Loaders/Backhoes	Aggregate	Aggregate	Diesel	0.4165141	0.503982061	0.599780304	10.66461058	4.454986167	1888.18833	0.063202917	0.058146683	0.017444742	0.015411139	61260190.9	32638344.41	48543.05197	3198019636
Statewide Totals	2050	Construction and Mining - Trenchers	Aggregate	Aggregate	Diesel	0.020600043	0.024926052	0.029664062	0.375712328	0.257097719	77.70692179	0.005502195	0.005062019	0.000717821	0.000634233	2521115.499	1188436.172	2916.222043	93440347.29
Statewide Totals	2050	Industrial - Aerial Lifts	Aggregate	Aggregate	Diesel	0.017480738	0.021151692	0.025172262	0.677133675	0.391527589	119.6017553	0.0023018	0.002117656	0.001105253	0.000976173	3880347.232	3734903.825	10938.26788	234868499.1
Statewide Totals	2050	Industrial - Forklifts	Aggregate	Aggregate	Diesel	0.12451805	0.150666841	0.179305992	3.20701443	1.208164783	503.5716491	0.017701226	0.016285128	0.004652034	0.004110084	16337827.57	17479320.93	20519.49394	1564470492
Statewide Totals	2050	Industrial - Misc - Aerial Lifts	Aggregate	Aggregate	Diesel	0.007932485	0.009541035	0.011403074	0.038702173	0.060101574	0.000140943	0.002053426	0.001551478	9.1844E-07	7.91152E-07	3147.704747	0	1467.805361	0
Statewide Totals	2050	Industrial - Misc - Other General Industrial Equipment	Aggregate	Aggregate	Diesel	0.006347586	0.007634749	0.009124753	0.030879944	0.049629024	0.000116001	0.001690042	0.001276921	7.33637E-07	6.3196E-07	2514.338953	0	308.3601002	0
Statewide Totals	2050	Industrial - Misc - Sweepers/Scrubbers	Aggregate	Aggregate	Diesel	0.001623502	0.001952715	0.00233381	0.008636667	0.012905382	3.038E-05	0.000442613	0.000334418	1.98623E-07	1.71096E-07	680.7273065	0	127.3758396	0
Statewide Totals	2050	Industrial - Other General Industrial Equipment	Aggregate	Aggregate	Diesel	0.062313405	0.07539922	0.089731303	1.145429555	0.560255493	243.210658	0.006994895	0.006435304	0.002246734	0.001985053	7890701.95	4930722.085	5223.779858	434857670.8
Statewide Totals	2050	Industrial - Other Material Handling Equipment	Aggregate	Aggregate	Diesel	0.028242501	0.034173426	0.040669201	0.534716695	0.192659999	142.5950082	0.004017833	0.003696406	0.001317514	0.001163841	4626338.001	1347710.887	1571.310197	225736984
Statewide Totals	2050	Light Commercial - Misc - Air Compressors	Aggregate	Aggregate	Diesel	0.019248852	0.022941145	0.027711809	0.255191857	0.184955828	32.31624183	0.001391407	0.001486651	0.000408888	0.000271116	1077779.267	973392.95	1392.558199	36015539.15
Statewide Totals	2050	Light Commercial - Misc - Generator Sets	Aggregate	Aggregate	Diesel	0.09297973	0.11148507	0.133728148	0.868249576	0.945479436	151.7368096	0.015338693	0.0195523	0.001728016	0.001261147	5015184.375	1959582.8	17091.4405	64666232.4
Statewide Totals	2050	Light Commercial - Misc - Pressure Washers	Aggregate	Aggregate	Diesel	0.000440833	0.000529085	0.000633927	0.004343889	0.004853538	0.785719139	8.31994E-05	0.000107112	8.84794E-06	6.38031E-06	25373.63089	19658.9	509.8688494	747038.2
Statewide Totals	2050	Light Commercial - Misc - Pumps	Aggregate	Aggregate	Diesel	0.052961981	0.063475276	0.076177972	0.505922967	0.517519451	83.80393762	0.008067707	0.010215412	0.000963661	0.00069729	2772821.921	1022817.6	8899.586239	37844251.2
Statewide Totals	2050	Light Commercial - Misc - Welders	Aggregate	Aggregate	Diesel	0.098091671	0.117131823	0.141174808	1.194069697	0.977744827	167.7859866	0.009840087	0.01150804	0.00206367	0.001403466	5579783.904	3838686.75	10138.7193	176579590.5

Appendix C

Cultural Resources Technical Report

Cultural Resources Technical Report

for the Cal Poly Humboldt Foster Avenue Parking Lot Project

Prepared for:
California State Polytechnic University, Humboldt
1 Harpst Street
Arcata, CA

June 2024

Cultural Resources Technical Report
Cal Poly Humboldt Foster Avenue Parking Lot Project

Prepared For:

California State Polytechnic University, Humboldt

1 Harpst Street
Arcata, California 95521
Contact: Deidre N. Clem, Project & Space Analyst
Facilities Management

Prepared By:

Ascent

Roberto Mora, RPA
455 Capitol Mall, Suite 300
Sacramento, CA 95814

June 2024

TABLE OF CONTENTS

Section Page

LIST OF ABBREVIATIONS III

EXECUTIVE SUMMARY 1
Purpose and Scope 1
Findings of the Investigation 1
Assessment Conclusion and Recommendations 1
Disposition of Data 2
Personnel Qualifications 2

1 INTRODUCTION 3
1.1 Project Location and Description 3
1.2 Area of Potential Effect 3
1.3 Regulatory Context 6

2 RECORDS SEARCHES AND CONSULTATION 11
2.1 Records Search 11
2.2 Other Sources 13
2.3 Scared Lands File 13
2.4 Section 106 Consultation 13
2.5 Field Methods 14

3 ENVIRONMENTAL SETTING 15
3.1 Geology and Soils 15

4 CULTURAL SETTING 16
4.1 Native American Pre-contact Setting 16
4.2 Ethnography 17
4.3 Euromerican Historic setting 18

5 RESULTS 22
5.1 Background Research and Correspondence Results 22
5.2 Pedestrian Survey Results 22
5.3 Potential for Buried Archaeological Deposits 26

6 CONCLUSIONS AND RECOMMENDATIONS 27
6.1 Study Findings and Conclusions 27
6.2 Recommendations 27

7 REFERENCES 28

Appendices

A Record Search Results
B Tribal and Historic Society Correspondence
C DPR Forms

Figures

Figure 1-1 Regional Location 4
Figure 1-2 Area of Potential Effects (APE) 5
Figure 5-1 Survey Coverage 23

Tables

Table 2-1 Resources Inside the APE 11
Table 2-2 Resources Outside the APE, Within 0.5-Mile Radius 11
Table 2-3 Reports Which Include the APE 12
Table 2-4 Reports Outside the APE, Within 0.5-Mile Radius 12
Table 2-5 Native American Consultation by Ascent 13

LIST OF ABBREVIATIONS

ADA	Americans with Disabilities Act
APE	Area of Potential Effect
APN	Assessor's Parcel Number
BP	before present
Cal Poly Humboldt	California Polytechnic State University, Humboldt
CEQA	California Environmental Quality Act
CFR	Code Federal Regulations
CHRIS	California Historical Resources Information System
City	City of Arcata
CRHR	California Register of Historical Resources
CRTR	Cultural Resources Technical Report
CSU	California State University
E&KRRR	Eureka and Klamath River Railroad
EV	electric vehicle
MLD	Most Likely Descendant
MOA	Memorandum of Agreement
NAHC	Native American Heritage Commission
NHPA	National Historic Preservation Act
NRHP	National Register of Historical Places
NWIC	Northwest Information Center
NWPRR	Northwestern Pacific Railroad Company
PRC	California Public Resources Code
Qal	Alluvium Quaternary
SLF	Sacred Lands File
US 101	US Highway 101
USC	US Code
USGS	United States Geological Survey
WWII	World War II

This page is intentionally left blank.

EXECUTIVE SUMMARY

PURPOSE AND SCOPE

Ascent was retained by California Polytechnic State University, Humboldt (Cal Poly Humboldt) to prepare a cultural resources technical report (CRTR) in support of the Remote Parking Project located at 2000 Foster Avenue, in Arcata, Humboldt County. The services provided included a cultural resources literature search, Sacred Lands File (SLF) search, tribal outreach and coordination, development of an Area of Potential Effect (APE), geologic archaeological sensitivity analysis, intensive pedestrian survey of the APE, and a potential impact assessment. This study was completed in compliance with Section 15064.5(a)(2)-(3) of the California Environmental Quality Act (CEQA) Guidelines and Section 106 of the National Historic Preservation Act. The presence of, or the potential for the presence of tribal cultural resources as defined by California Public Resources Code (PRC) Section 21074, is not addressed in this study.

FINDINGS OF THE INVESTIGATION

The findings of the current investigation mirror those reported in 2016 by William Rich and Associates for the former incarnation of the student housing project. No new archaeological resources were identified as a result of the pedestrian survey. Two previously recorded sites were relocated and updated as a result of the pedestrian survey (Appendix C). The two sites have been previously evaluated and recommended not eligible for listing in the National Register of Historic Places (NRHP) or the California Register of Historical Resources (CRHR; Rich 2016).

The California Historical Resources Information System (CHRIS) records search indicated that two previous investigations have been conducted which cover 100 percent of the APE; an additional 14 investigations have occurred within one-half-mile (Appendix A). The CHRIS search indicated there are two previously recorded archaeological sites within the APE. The CHRIS records search identified 11 previously recorded resources within the 0.5 mile radius of the APE.

The SLF database search returned negative results for Native American resources in the APE or the immediate vicinity (Appendix B). Ascent sent project information emails to 11 tribal representatives, requesting information on the sensitivity of the APE for indigenous resources. Details of the tribal outreach and coordination can be found in Section 2.4.

ASSESSMENT CONCLUSION AND RECOMMENDATIONS

No unique archaeological sites or historical resources were identified within the APE as a result of the background research and pedestrian survey. As such, a finding of no historic properties affected is recommended under Section 106 and a finding of no impact to historical resources is recommended under CEQA.

Analysis of the geologic archaeological data for the APE indicates there is a low possibility for the presence of archaeological resources to be present in the APE. Nevertheless, in keeping with Cal Ploy Humboldt's request, the following measures are recommended:

- Worker Awareness Training: A cultural resources awareness training program will be provided to all construction personnel prior to the start of earth moving activities. This training will define what archaeological resources are, explain the relevant laws and policies protecting cultural resources, and what worker responsibilities are, should archaeological resources be encountered.
- Inadvertent Discoveries: If archaeological materials are inadvertently discovered during ground-disturbing activities, including midden soils, stone tools, chipped stone, baked clay, or concentrations of shell, bone, charcoal, glass, metal, or ceramics, all work shall cease within 100 feet (30.5 meters) of the find and the services of a professional archaeologist shall be retained immediately. At that time, Cal Poly Humboldt shall coordinate any necessary investigation of the site with the archaeologist as needed to evaluate the significance of the resource

PRC Section 5024.1 and 21083.2 and provide proper management recommendations. If the find is determined to be a unique archeological resource per 21083.2(g), contingency funding and a time allotment sufficient to allow for implementation of avoidance measures and/or mitigation will be made available. Possible management recommendations for significant resources could include resource avoidance or data recovery excavations. The contractor shall implement any measures deemed necessary by the archeologist for the protection of the cultural resources. Do not resume work in the area of the discovery until directed to do so by the archaeologist.

- Inadvertent Discovery of Human Remains: If human remains are discovered during construction activities, work within 100 feet (30.5 meters) of the remains shall be stopped immediately, and the project proponent shall notify the coroner, in accordance with Section 5097.98 of the PRC and Section 7050.5 of California's Health and Safety Code. If the remains are determined by the coroner to be Native American, the coroner will notify the Native American Heritage Commission within 24 hours, and they will designate a Most Likely Descendant (MLD). Together the land-owner and the MLD shall determine the ultimate treatment and disposition of the remains in accordance with PRC Section 5097.94.

DISPOSITION OF DATA

This report will be filed with Cal Poly Humboldt, the Northwest Information Center (NWIC) at California State University, Sonoma, and the Ascent office in Sacramento. All field notes and other documentation related to the study are on file at the Sacramento office of Ascent.

PERSONNEL QUALIFICATIONS

Roberto Mora has over 9 years of cultural resource management experience in throughout the western United States. throughout the western United States. He has served as the lead archaeological technician and co-field director on a variety of project types. Roberto has expertise in precontact archaeology of the Great Basin and California, human osteology, faunal remains, monitoring, survey and excavation methods, and laboratory analysis. His experience includes archaeological survey, monitoring, excavation, laboratory processing and cataloging, report writing, and data recovery of precontact and historic-era archaeological sites. Roberto meets the Secretary of the Interior's Standards for archaeology and the Caltrans Professional Qualification Standards as a principal investigator in precontact archaeology.

1 INTRODUCTION

Cal Poly Humboldt is proposing to construct a long-term parking lot that would provide parking spots for Cal Poly Humboldt resident students. The APE is currently vacant and is approximately 0.75-mile northwest of the Cal Poly Humboldt main campus.

Ascent conducted this CRTR in compliance with Section 106 of the National Historic Preservation Act (36 Code Federal Regulations [CFR] Section 800), CEQA Section 21083.2 of the statute, and Section 15064.5 of the CEQA Guidelines. This CRTR details the methods and results of the study, which consisted of defining an APE per 36 CFR §800.16(d), an archival review, intensive pedestrian field survey, geologic archaeological sensitivity analysis, and a potential impact assessment. The services provided included a cultural resources literature search, SLF search, tribal outreach and coordination, development of an APE, intensive pedestrian survey of the APE, and a potential impact assessment.

1.1 PROJECT LOCATION AND DESCRIPTION

The 18.76-acre APE is located at 2000 Foster Avenue, within the City of Arcata (Figure 1-1), approximately 0.75 mile northwest of the main campus. The APE is currently undeveloped, consisting primarily of nonnative/ornamental shrubs and ruderal vegetation. The eastern boundary of the APE contains McDaniel Slough, and drainage ditches run along the southern boundary of the APE. The APE is bordered by residential uses to the north and east, rural residential uses to the south, and agricultural land to the west. Additionally, Foster Avenue runs along the southern boundary of the APE, providing access to the site.

As discussed above, the project would be developed through a singular phase. Completion of the project would consist of long-term student parking and greenhouses, as depicted in Figure 2-4. A total of 999 parking stalls would be drawn within the southern approximately 11.5 acres of the site. A 60-foot-wide strip, approximately 0.6-acre of the site, would be located within the northern portion of the parking area and would be reserved for future greenhouse use. The remaining northernmost acre of the site would contain a soil stockpile that would have a maximum height of six feet and 4:1 side slopes. The soil stockpile would contain a volume of approximately 10,000 – 12,000 cubic yards of material, while the remaining soil would be hauled off site.

Of the total 999 parking stalls, 23 parking stalls would be designated for people meeting Americans with Disabilities Act (ADA) requirements and 50 would be equipped with electric vehicle (EV) charging stations. All ADA, EV, and EV capable parking stalls would be located in the southernmost and western border of the APE, separated from the remaining 779 standard parking stalls, by a proposed shuttle station. A shuttle would transport students between the parking lot and campus Monday through Friday from 7am to 6pm every 30 minutes. Shuttle services would not be offered after 6pm on weekdays. During the weekends, Saturday through Sunday, shuttle service would be dependent on campus events and would not offer regular service.

To accommodate access to the parking lot, the existing driveways to the site along Foster Avenue would be widened and paved. In addition, a bridge would be constructed and developed over McDaniel Slough, in the southeastern portion of the APE, connecting the Alliance Road and Foster Avenue to the section of Foster Avenue that runs adjacent to the APE. The Foster Avenue connection would include a "T" type intersection at the intersection of Foster Avenue and Q Street. The road connection would be designed with two travel lanes, bike lanes, and sidewalks. The proposed road connection would be located within the Foster Avenue public right-of-way and on parcels.

1.2 AREA OF POTENTIAL EFFECT

The area of potential effect (APE) for the project encompasses 18.76 acres. The APE also includes all areas identified as Waters of the United States. The majority of the lands in the APE would be subject to ground disturbing actions. However, open space areas would be subject to grading and other minor ground disturbing actions. Therefore, the horizontal extent extend is the entirety of the APE. The vertical extend is not anticipated to extend beyond five feet deep for the grading of the APE.

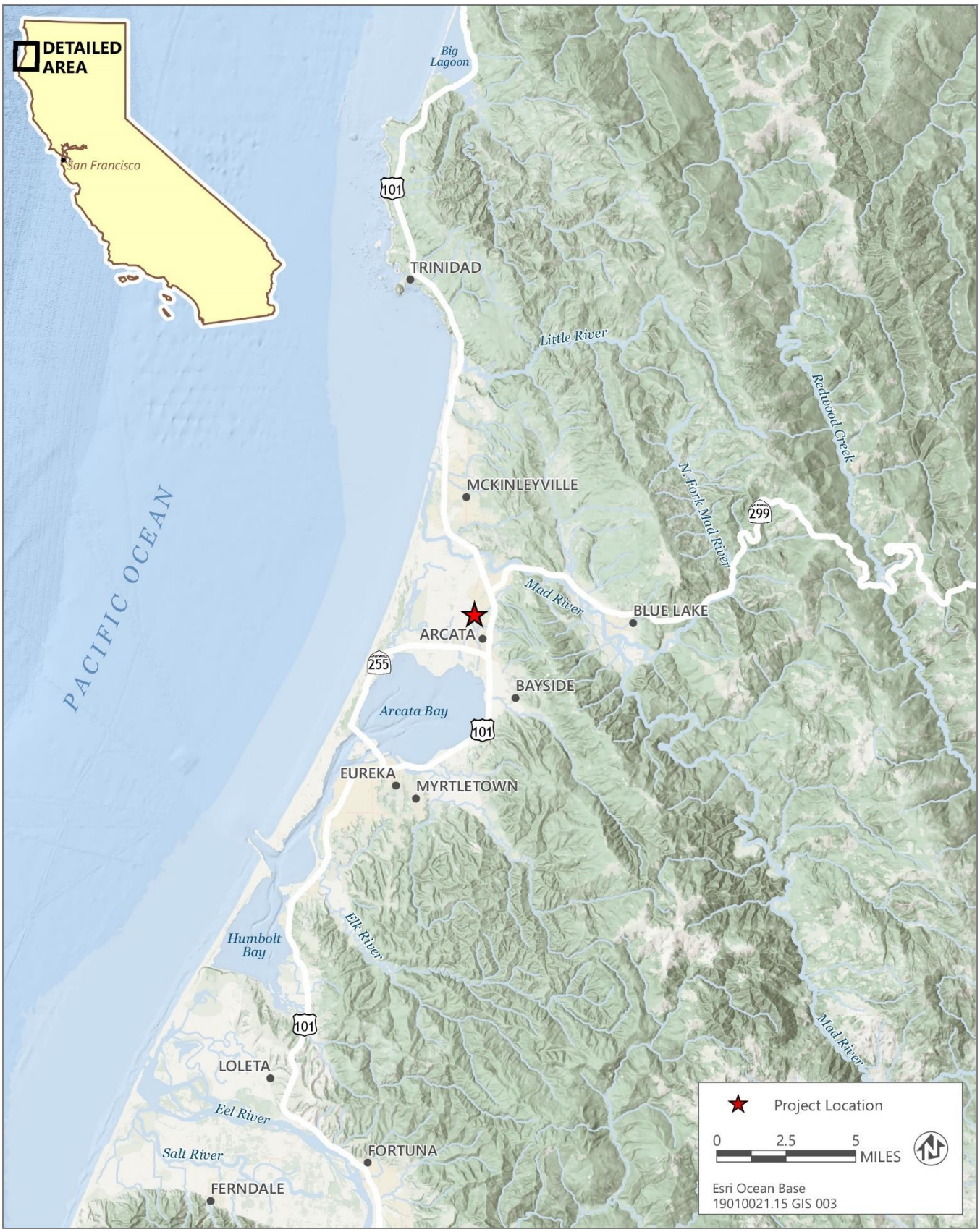

Source: Adapted by Ascent Environmental in 2023.

Figure 1-1 Regional Location

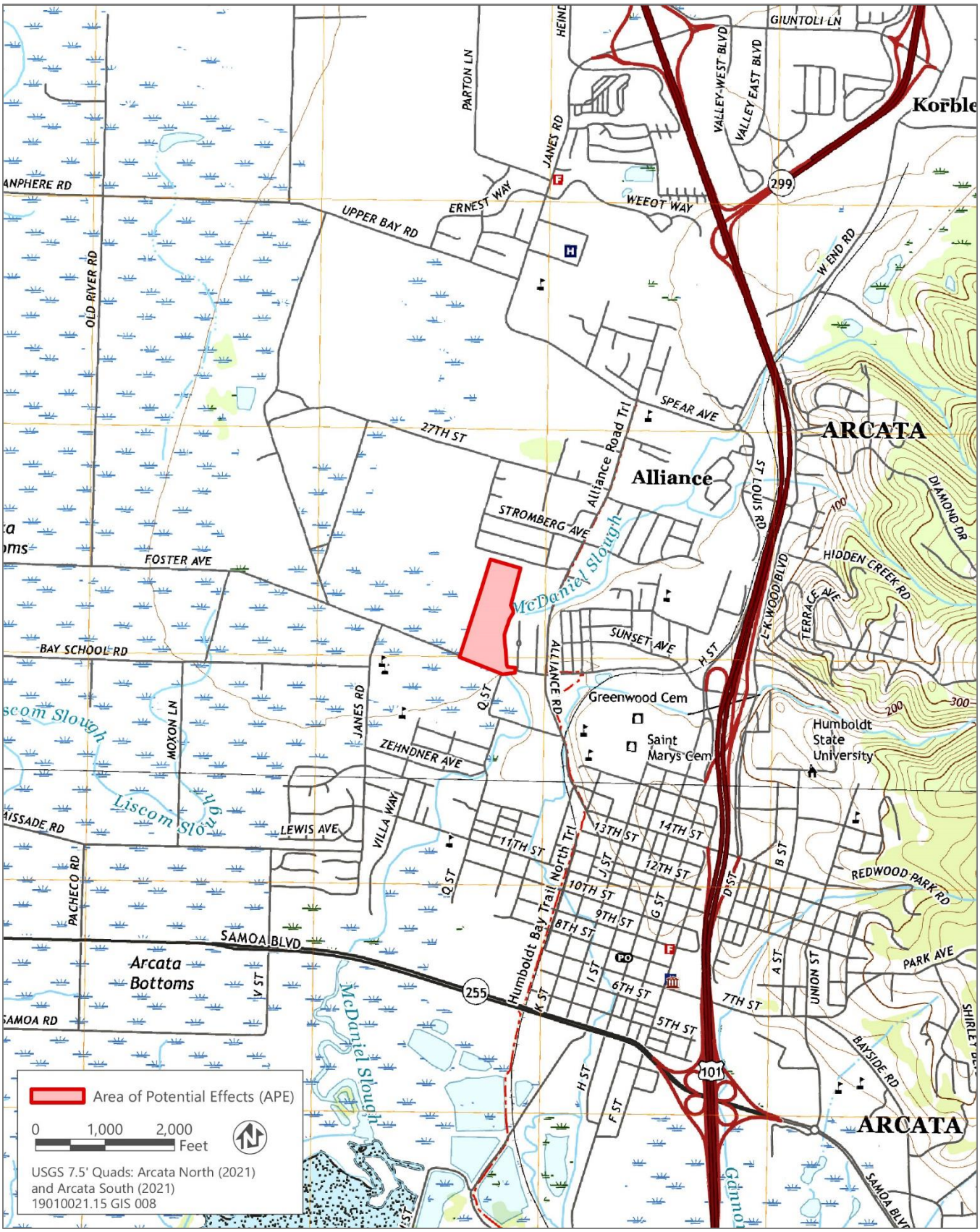

Source: Adapted by Ascent Environmental in 2023.

Figure 1-2 Area of Potential Effects (APE)

1.3 REGULATORY CONTEXT

1.3.1 Federal

NATIONAL HISTORIC PRESERVATION ACT

Historic properties are protected through the National Historic Preservation Act (NHPA) of 1966 (54 US Code [USC] 470f) and its implementing regulations (16 USC 470 et seq., 36 CFR 800, 36 CFR 60, and 36 CFR 63). The NHPA establishes the federal government's policy on historic preservation and the programs, including the NRHP, through which that policy is implemented. Under the NHPA, historic properties include "any prehistoric or historic district, site, building, structure, or object included in, or eligible for inclusion in, the National Register of Historic Places" (16 USC 470w (5)).

The formal criteria (36 CFR 60.4) for determining NRHP eligibility are as follows:

1) The property is at least 50 years old (however, properties under 50 years of age that are of exceptional importance or are contributors to a district can also be included in the NRHP);
2) It retains integrity of location, design, setting, materials, workmanship, feeling, and associations; and
3) It possesses at least one of the following characteristics:

   Criterion A Is associated with events that have made a significant contribution to the broad patterns of history (events).

   Criterion B Is associated with the lives of persons significant in the past (persons).

   Criterion C Embodies the distinctive characteristics of a type, period, or method of construction, or represents the work of a master, or possesses high artistic values, or represents a significant, distinguishable entity whose components may lack individual distinction (architecture).

   Criterion D Has yielded, or may be likely to yield, information important in prehistory or history (information potential).

For a property to retain and convey historic integrity it must possess most of the seven aspects of integrity: location, design, setting, materials, workmanship, feeling, and association. Location is the place where the historic property was constructed or the place where a historic event occurred. Integrity of location refers to whether the property has been moved since its construction. Design is the combination of elements that create the form, plan, space, structure, and style of a property. Setting is the physical environment of a historic property that illustrates the character of the place. Materials are the physical elements that were combined or deposited during a particular period of time and in a particular pattern or configuration to form a historic property. Workmanship is the physical evidence of the crafts of a particular culture or people during any given period in history or prehistory. Feeling is a property's expression of the aesthetic or historic sense of a particular period of time. This is an intangible quality evoked by physical features that reflect a sense of a past time and place. Association is the direct link between the important historic event or person and a historic property. Continuation of historic use and occupation help maintain integrity of association.

NATIONAL HISTORIC PRESERVATION ACT SECTION 106

Section 106 of the NHPA requires that federal agencies and entities that they fund or license consider the effects of their actions on properties that are listed in the NRHP or that may be eligible for such listing. To determine whether an undertaking could affect NRHP-eligible properties, cultural resources, including historical and architectural properties, must be inventoried and evaluated. Although compliance with Section 106 is the responsibility of the lead federal agency, others can conduct the work necessary to comply.

The Section 106 review process consists of the following four steps:

1) Initiate the Section 106 process by establishing the undertaking, developing a plan for public involvement, and identifying other consulting parties.
2) Identify historic properties (resources that are eligible for inclusion in the NRHP) by determining the scope of efforts, identifying cultural resources in the area potentially affected by the project, and evaluating resources' eligibility for NRHP inclusion.
3) Assess adverse effects by applying the Section 106 criteria of adverse effect to identified historic properties.
4) Resolve adverse effects by consulting with the State Historic Preservation Officer and other consulting agencies, including the Advisory Council on Historic Preservation if necessary, to develop an agreement that addresses the treatment of historic properties.

1.3.2 State

CALIFORNIA REGISTER OF HISTORICAL RESOURCES

All properties in California that are listed in or formally determined eligible for listing in the NRHP are eligible for listing in the CRHR. The CRHR is a listing of State of California resources that are significant in the context of California's history. It is a Statewide program with a scope and with criteria for inclusion similar to those used for the NRHP. In addition, properties designated under municipal, or county ordinances are also eligible for listing in the CRHR.

A historic resource must be significant at the local, state, or national level under one or more of the criteria defined in the California Code of Regulations Title 15, Chapter 11.5, Section 4850 to be included in the CRHR. The CRHR criteria are tied to CEQA because any resource that meets the criteria below is considered a significant historical resource under CEQA. As noted above, all resources listed in or formally determined eligible for listing in the NRHP are automatically listed in the CRHR.

The CRHR uses four evaluation criteria for significance:

Criterion 1. Is associated with events that have made a significant contribution to the broad patterns of local or regional history, or the cultural heritage of California or the United States.

Criterion 2. Is associated with the lives of persons important to local, California, or national history.

Criterion 3. Embodies the distinctive characteristics of a type, period, region, or method of construction; represents the work of a master; or possesses high artistic values.

Criterion 4. Has yielded, or has the potential to yield, information important to the prehistory or history of the local area, California, or the nation.

A property must have both significance and integrity to be considered eligible for listing in the CRHR. Loss of integrity, if sufficiently great, will overwhelm the historical significance of a resource and render it ineligible. Likewise, a resource can have complete integrity, but if it lacks significance, it must also be considered ineligible. Integrity is evaluated by regarding the property's retention of its location, design, setting, workmanship, materials, feeling, and association to its period of significance. These seven factors can be roughly grouped into three types of integrity considerations. Location and setting relate to the relationship between the property and its environment. Design, materials, and workmanship, as they apply to historic buildings, relate to construction methods and architectural details. Feeling and association are the least objective of the seven factors and pertain to the overall ability of the property to convey a sense of the historical time and place in which it was constructed.

CALIFORNIA ENVIRONMENTAL QUALITY ACT

CEQA requires public agencies to consider the effects of their actions on "historical resources," and "unique archaeological resources." Pursuant to PRC Section 21084.1, a "project that may cause a substantial adverse change in the significance of an historical resource is a project that may have a significant effect on the environment." Section 21083.2 requires agencies to determine whether projects would have effects on unique archaeological resources.

Historical Resources

"Historical resource" is a term with a defined statutory meaning (PRC Section 21084.1; State CEQA Guidelines Sections 15064.5[a] and [b]). Under State CEQA Guidelines Section 15064.5(a), historical resources include the following:

1) A resource listed in or determined to be eligible by the State Historical Resources Commission for listing in, the CRHR (PRC Section 5024.1).

2) A resource included in a local register of historical resources, as defined in PRC Section 5020.1(k) or identified as significant in a historical resource survey meeting the requirements of PRC Section 5024.1(g), will be presumed to be historically or culturally significant. Public agencies must treat any such resource as significant unless the preponderance of evidence demonstrates that it is not historically or culturally significant.

3) Any object, building, structure, site, area, place, record, or manuscript that a lead agency determines to be historically significant or significant in the architectural, engineering, scientific, economic, agricultural, educational, social, political, military, or cultural annals of California may be considered to be a historical resource, provided the lead agency's determination is supported by substantial evidence in light of the whole record. Generally, a resource will be considered by the lead agency to be historically significant if the resource meets the criteria for listing in the CRHR (PRC Section 5024.1).

4) The fact that a resource is not listed in or determined to be eligible for listing in the CRHR, not included in a local register of historical resources (pursuant to PRC Section 5020.1[k]) or identified in a historical resources survey (meeting the criteria in PRC Section 5024.1[g]) does not preclude a lead agency from determining that the resource may be a historical resource as defined in PRC Sections 5020.1(j) or 5024.1.

Unique Archaeological Resources

CEQA also requires lead agencies to consider whether projects will affect unique archaeological resources. PRC Section 21083.2(g) states that "unique archaeological resource" means an archaeological artifact, object, or site about which it can be clearly demonstrated that, without merely adding to the current body of knowledge, there is a high probability that it meets one or more of the following criteria:

1) Contains information needed to answer important scientific research questions and that there is a demonstrable public interest in that information.

2) Has a special and particular quality such as being the oldest of its type or the best available example of its type.

3) Is directly associated with a scientifically recognized important prehistoric or historic event or person.

Mitigation of Impacts to Archaeological Resources

Treatment options under PRC Section 21083.2 (b) to mitigate impacts to archaeological resources include activities that preserve such resources in place in an undisturbed state. PRC Section 21083.2 states:

(a) As part of the determination made pursuant to Section 21080.1, the lead agency shall determine whether the project may have a significant effect on archaeological resources. If the lead agency determines that the project may have a significant effect on unique archaeological resources, the environmental impact report shall address the issue of those resources. An environmental impact report, if otherwise necessary, shall not address the issue of nonunique archaeological resources. A negative declaration shall be issued with respect to a project if, but for the issue of nonunique archaeological resources, the negative declaration would be otherwise issued.

(b) If it can be demonstrated that a project will cause damage to a unique archaeological resource, the lead agency may require reasonable efforts to be made to permit any or all of these resources to be preserved in place or left in an undisturbed state. Examples of that treatment, in no order of preference, may include, but are not limited to, any of the following:

1) Planning construction to avoid archaeological sites.

2) Deeding archaeological sites into permanent conservation easements.

3) Capping or covering archaeological sites with a layer of soil before building on the sites.

4) Planning parks, greenspace, or other open space to incorporate archaeological sites.

(c) To the extent that unique archaeological resources are not preserved in place or not left in an undisturbed state, mitigation measures shall be required as provided in this subdivision.

(d) Excavation as mitigation shall be restricted to those parts of the unique archaeological resource that would be damaged or destroyed by the project.

CALIFORNIA NATIVE AMERICAN HISTORICAL, CULTURAL, AND SACRED SITES ACT

The California Native American Historical, Cultural, and Sacred Sites Act (PRC Section 5097.9) applies to both State and private lands. The act requires, upon discovery of human remains, that construction or excavation activity cease and that the county coroner be notified. If the remains are those of a Native American, the coroner must notify the Native American Heritage Commission (NAHC), which notifies (and has the authority to designate) the most likely descendants of the deceased. The act stipulates the procedures the descendants may follow for treating or disposing of the remains and associated grave goods.

HEALTH AND SAFETY CODE, SECTION 7050

Section 7050.5 of the Health and Safety Code requires that construction or excavation be stopped in the vicinity of discovered human remains until the coroner can determine whether the remains are those of a Native American. If they are determined to be those of a Native American, the coroner must contact NAHC.

PUBLIC RESOURCE CODE SECTION 5097

PRC Section 5097 specifies the procedures to be followed in the event of the unexpected discovery of human remains on nonfederal land. The disposition of Native American human burials falls within the jurisdiction of the NAHC. Section 5097.5 of the Code states the following:

> No person shall knowingly and willfully excavate upon, or remove, destroy, injure, or deface any historic or prehistoric ruins, burial grounds, archaeological or vertebrate paleontological site, including fossilized footprints, inscriptions made by human agency, or any other archaeological, paleontological or historical feature, situated on public lands, except with the express permission of the public agency having jurisdiction over such lands. Violation of this section is a misdemeanor.

1.3.3 Local

Cal Poly Humboldt is an entity of the California State University (CSU), which is a statutorily and legislatively created, constitutionally authorized State agency, and the APE is owned by the CSU. As explained in the "California State University Autonomy" section in Chapter 3 of this EIR, State agencies are not subject to local government planning and land use plans, policies, or regulations. Nevertheless, in the exercise of its discretion, Cal Poly Humboldt does reference, describe, and address local plans, policies, and regulations where appropriate and for informational purposes. This evaluation is also intended to be used by local agencies for determining, as part of their permit processes, the project's consistency with local plans, policies, and regulations.

CITY OF ARCATA GENERAL PLAN

The Historical Preservation Element of the Arcata General Plan contains the following policies that are relevant to the project:

- Policy H-1b: Local Historic Landmarks Designations. Structures or sites having special character or special historic, architectural, or aesthetic interest or value shall be designated as local Historic Landmarks. Such structures or sites shall be protected from demolition and inappropriate alterations. Locally designated Historic Landmarks are shown in Figure HP-a and are listed in Table HP-1, at the end of the Element. An updated inventory of structures and sites eligible for designation as a Local Historic Landmark shall be maintained by the City. One or more of the following criteria shall be required for a structure or site to be eligible for listing:
    1. The building or site is particularly representative of a distinct architectural period, type, style, or way of life.
    2. The building is of a type or style which was once common but is now rare.
    3. The building is at least 50 years old.
    4. The building or site is connected with a person or event important to local history.
    5. The architect or builder is famous or well-recognized.
    6. The building's style, construction method, or materials are unusual or significant.
    7. The overall effect of the design or building details are beautiful or unusual.
    8. The building contains original materials or workmanship of high or unusual value.
- Policy H-7a: Cultural Resources Project Review. As part of the environmental and project review process, the City of Arcata shall enter into a Memorandum of Agreement (MOA) with the Northwest Information Center of the Historical Resources Information System of the State of California. Under the MOA, all proposed discretionary projects under the California Environmental Quality Act shall be subject to cultural resources sensitivity review by the Northwest Information Center. In order to provide a context for city projects, for the evaluation of cultural significance and for the interpretation of the results of cultural resources project reviews, the City of Arcata shall contract for a general prehistoric, ethnographic, and historic overview of the city and its environs.
- Policy H-7b: Archaeological Surface Reconnaissance. If the cultural resources project review determines that the project is located in an area with a high probability of archaeological resources, an archaeological survey by a professional archaeologist or other qualified expert shall be performed.
- Policy H-7c: Mitigation of Potential Impacts on Archeological Resources. If the results of the surface reconnaissance show that the project area contains a resource of cultural significance, and if it is demonstrated that a project will cause damage to such a resource, the City may require reasonable efforts to be made to permit any or all of these resources to be preserved in place or left in an undisturbed state. Examples of other treatment include, but are not limited to, the following: 1. Modifying the project to avoid portions of the site with archaeological resources. 2. Providing or conveying easements or other deed restrictions. 3. Capping or covering archaeological resources with a soil layer before construction. 4. Planning open space to incorporate archaeological sites.
- Policy H-7d: Monitoring of Construction. In appropriate circumstances, when archaeological resources are likely to be present at a construction site, monitoring of excavation and other soil disturbing activities by archeological and/or Native American observers shall be required.
- Policy H-7f: Discovery of Archeological Resources. Upon discovery of archeological or paleontological materials, all grading or other land-disturbing construction activities at the site shall be suspended until the nature of the cultural resources has been ascertained and the appropriate disposition method determined.

2 RECORDS SEARCHES AND CONSULTATION

2.1 RECORDS SEARCH

On July 27, 2023, a records search for the APE and a 0.5-mile radius was conducted at the NWIC, at California State University, Sonoma (File no. 23-0009). The following information was reviewed:

- site records of previously recorded cultural resources,
- previous cultural studies,
- NRHP and CRHR listings,
- the California Historic Resources Inventory
- Built Environment Resource Directory for Humboldt County
- Historical Maps (USGS Topographic and GLO Plat maps)

The records search (Appendix A) identified two previously recorded historic era archaeological sites within the APE and 11 within a 0.5-mile radius. Both historic era archaeological resources were evaluated for the CRHR and NHRP in S-48353 and were recommended ineligible. The DPR forms do not include the evaluation. Table 2-1 lists the previously recorded resources inside the APE and Table 2-2 lists the previously recorded resources outside the APE, but within the 0.5-mile radius. The search also found that two previous investigations have occurred within the APE (Table 2-3), which together cover 100 percent of the APE. An additional 14 investigations have occurred within 0.5 mile (Table 2-4).

Table 2-1 Resources Inside the APE

Primary Number	Name	Age	Attribute Codes	Status
P-12-003608	Ruins of Van De Nor Lumber Mill	Historic era	AH02- foundation/structure pads	Recommended ineligible for CRHR/NRHP
P-12-003609	Arcata Spur of Humboldt Northern Railway	Historic era	AH07 - railroad grade	Recommended ineligible for CRHR/NRHP

Source compiled by Ascent 2023.

Table 2-2 Resources Outside the APE, Within 0.5-Mile Radius

Primary Number	Name	Age	Attribute Codes
P-12-000098	Loud 40	Precontact	AP15- Habitational debris
P-12-000099	Loud 41	Precontact	AP15- Habitational debris
P-12-003037	Twin Parks Mill	Historic era	HP04- Ancillary building; HP06- 1-3 story commercial building
P-12-003038	Speier Mill B	Historic era	HP08- Industrial building
P-12-003279	1825 11th St	Historic era	HP02- Single family property
P-12-003280	Caldwel House/ John Silva Residence	Historic era	HP02- Single family property
P-12-003281	McKenzie House	Historic era	HP02- Single family property
P-12-003282	Car Garage	Historic era	HP04- Ancillary building
P-12-003283	Manuel and Mary Rodriguez House	Historic era	HP02- Single family property
P-12-003580	MR 3	Historic era	HP02- Single family property; HP04- Ancillary building; HP20- Canal/aqueduct; HP32- Rural open space; HP33- Farm/ranch; HP37 Highway/trail
P-12-003590	Arcata Manufacturing Company	Historic era	HP08- Industrial building

Source compiled by Ascent 2023.

Table 2-3 Reports Which Include the APE

Report Number	Year	Author/Affiliation	Title	Percent of APE Investigated
00886	1977	James R. Benson/ Northwest Indian Cemetery Protective Association, Inc.	An Archaeological Reconnaissance of the Proposed Wastewater Interceptor and Treatment Facilities	100%
48353	2016	William Rich, William Rich and Associates	A Cultural Resources Investigation for the Creekside Homes Annexation Project, Arcata, Humboldt County, California	100%

Source compiled by Ascent 2023.

Table 2-4 Reports Outside the APE, Within 0.5-Mile Radius

Report Number	Year	Author/Affiliation	Title
00132	1975	David A. Fredrickson, Sonia Tamez, and Pamela R. Roberts/ The Anthropology Laboratory, California State College, Sonoma	An Archaeological Survey of the Proposed McKinleyville Sewage Collection and Treatment Facility
00294	1976	Katherine Flynn and William Roop/ Archaeological Resource Service	Alliance Road, City of Arcata-Archaeological Impact Evaluation
11129	1977	James R. Benson, David A. Fredrickson, and Karen C. McGrew/ Northwest Indian Cemetery Protective Association; Anthropology Department, California State College, Sonoma; Winzler & Kelly Laboratory	Humboldt Bay Wastewater Authority, Regional Water Pollution Control Board Facility, Archaeological Resource Analysis: Archaeological Reconnaissance of the Humboldt Bay Area
14208	1991	James M. Roscoe/ Northwest Indian Cemetery Protective Association, Inc.	An Archaeological Investigation of Assessor's Parcel 505-07-22, Arcata, California
19599	1996	James Roscoe and Susie Van Kirk/ N/A	A Cultural Resources Study of Assessor's Parcel Numbers 21-234-06, 21-241-02, 21-251-02, Located in Arcata, California
37661	2001	Susie Van Kirk/ N/A	Historic Resources Report, Zehndner-Gilardoni Ranch
38412	2001	James Roscoe/ Roscoe & Associates	A Cultural Resources Investigation of the Proposed Cypress Grove Development Located on "Q" Street, Arcata, California
39891	2012	Robert McCann/ USDA-Natural Resources Conservation Service	Field Office Report of Cultural Resources Ground Survey Findings, Fence, Pipeline, Watering Facilities, Project #12FY12-0032, Contract/Application #74910412245
41918	1998	Susie Van Kir/ Historic Resources Consultant	The Morrell-St. Louis Farmstead
43208	2009	Janet P. Eidsness/ Consultant in Heritage Resources Management, with Roscoe & Associates	Historic Property Survey Report, proposed extension of Foster Avenue eastward to Sunset Avenue, City of Arcata, Project #965100 3 ENVR
45330	1992	Kathleen J. Stanton/ N/A	Historic Property Survey Report 11th Street Reconstruction Project, City of Arcata, Humboldt County, California
48291	2016	William Rich and Lynette Mullen/ William Rich and Associates	A Cultural Resources Investigation for the Village Student Housing Project, Located at 2905, 2725 and 2765 St. Louis Road, Arcata, Humboldt County, California
50908	2016	Nick Angeloff and Lynette Mullen/ Archaeological Research and Supply Company	A Cultural Resources Investigation of the Arcata Wastewater Inflow and Infiltration Project Arcata, Humboldt County, California
52362	2018	Dimitra Zalarvis-Chase, Elizabeth Hodges, and Thomas Ross/ DZC Archaeology & Cultural Resource Management	Phase I Cultural Resource Inventory Report and Extended Phase 1 Testing for the Boughton Property Subdivision Improvement Project, Humboldt County, California

Source compiled by Ascent 2023.

2.2 OTHER SOURCES

Additional research included review of historic USGS Topographic maps and aerials available on-line from Nationwide Environmental Title Research, LLC. Historic USGS topographic maps from 1933 to 2021 and aerial images from 1956 to 2020 were reviewed (NETR 2023). GLO plat maps were also reviewed (BLM 2023).

2.3 SCARED LANDS FILE

Ascent requested a search of the SLF from the NAHC on July 4, 2023. Negative results were returned on August 6, 2023.

Attached to the results was a list of Native American groups and individual to contact who may also have knowledge of cultural resources in the APE. A summary of that contact is included in Section 2.4.1 below. A copy of the NAHC response letter is included in Appendix B.

2.4 SECTION 106 CONSULTATION

2.4.1 Tribal Correspondence

As part of the Section 106 process and separate from AB 52 consultation, emails were sent to all groups and individuals provided by the NAHC on September 6, 2023. The email included project information, a project map, and contact information. Tribal coordination for this report was conducted as part of the background research effort. If no response was received to the initial contact, a follow-up request was sent on September 21, 2023. Additional correspondence and a new project location map was sent after the project footprint was expanded. Table 2-5 provides a summary of who was contacted, how, when, and the response, if any. Copies of the Tribal correspondence are included in Appendix B.

Table 2-5 Native American Consultation by Ascent

Name and Title	Affiliation	Date and Medium of Initial Contact	Date and Medium of Follow-up Contact	Response Summary
Josefina Frank, Chairwoman	Bear River Band of the Rohnerville Rancheria	September 6, 2023 Email	September 21, 2023 Email	No response to date.
Melane McCavour, Tribal Historic Preservation Officer	Bear River Band of the Rohnerville Rancheria	September 6, 2023 Email	September 21, 2023 Email	On September 21, 2023, Malanie McCavour responded they would like a copy of the cultural report. On July 21, 2024, a copy of the cultural report was emailed to the tribe.
Daniel Holsapple, Tribal Historic Preservation Officer	Blue Lake Rancheria	September 6, 2023 Email	September 21, 2023 Email	No response to date.
Jacob Pounds, Assistant Tribal Historic Preservation Officer	Blue Lake Rancheria	September 6, 2023 Email	September 21, 2023 Email	On September 25, 2023, Jacob Poinds responded that they do not have any knowledge of cultural resources in the APE.
Claudia Brundin, Chairperson	Blue Lake Rancheria	September 6, 2023 Email	September 21, 2023 Email	No response to date.
Garth Sundberg, Chairperson	Cher-Ae Heights Indian Community of the Trinidad Rancheria	September 6, 2023 Email	September 21, 2023 Email	No response to date.

Name and Title	Affiliation	Date and Medium of Initial Contact	Date and Medium of Follow-up Contact	Response Summary
Byron Nelson, Chairperson	Hoopa Valley Tribe	September 6, 2023 Email	September 21, 2023 Email	No response to date.
Keduescha Lara-Colegrove, THPO	Hoopa Valley Tribe	September 6, 2023 Email	September 21, 2023 Email	No response to date.
Ted Hernandez, Chairperson	Wiyot Tribe	September 6, 2023 Email	September 21, 2023 Email	No response to date.
Marnie Atkins, Tribal Secretary	Wiyot Tribe	September 6, 2023 Email	September 21, 2023 Email	No response to date.
Michelle Vassel, Tribal Administrator	Wiyot Tribe	September 6, 2023 Email	September 21, 2023 Email	On September 21, 2023, Michelle Vassel responded that the THPO, Ted Hernandez, was the most appropriate person to contact. Ted Hernandez was contacted as part of the Section 106 coordination (see above).

Source compiled by Ascent 2023.

2.5 FIELD METHODS

An intensive pedestrian survey of the APE was conducted on September 4, 2023, by Ascent staff Roberto Mora, RPA. Parallel transects averaging approximately 15 meters apart were used throughout the APE. All open areas where the ground was visible were closely examined. Special attention was given to bare patches of ground, exposed soils, rodent burrows, and dirt piles. Previously recorded resources were photographed and updated on the appropriate California Department of Parks and Recreation (DPR) 523 forms (Appendix C).

The results of the surveys are detailed in Section 5.2.

3 ENVIRONMENTAL SETTING

The APE is located in Humboldt Bay region; today Humboldt Bay has been renamed Arcata Bay, but for consistency with prior research, the name Humboldt Bay will be used for this report. The predominant land use within the APE is industrial and residential, with additional residential development to the north, east, and south; US Highway 101 (US 101) and Cal Poly Humboldt University are located to the east. Prior to development, the Humboldt Bay region was a coastal plain with redwood forest around its perimeters and the APE was a grassland located in the McDaniel Slough floodplain (Ascent 2022: 15). The topography of the APE is relatively flat, with elevation averaging 30 feet above sea level. The McDaniel Slough bound the APE along the east, and the Mad River lies approximately 2.25 miles to the north and Humboldt Bay lies approximately 2.5 miles to the south. Climatically, the project is located in a cool-summer Mediterranean climate, dominated by marine influences associated with Humboldt Bay and the Pacific Ocean. Average annual precipitation is 40.16 inches, with the majority of that falling between October and April. The average maximum annual temperature is 58.6 degrees Fahrenheit and average minimum annual temperature is 46.7 degrees Fahrenheit (Ascent 2022:18).

Native vegetation species that were likely present prior to development includes species that have economic importance to past and living local indigenous peoples. These species include such trees and brush as red and white alder, California bay laurel, dogwood, various willow species, and elderberry. Grasses, flowering plants, ferns, and berries of importance which may have been present include elk clover, miners lettuce, coltsfoot, tobacco, California pitcher plant, chamomile, sword fern, woodwardia fern, salmonberry, thimbleberry, and California blackberry (Angeloff 2016: 39).

Important large mammal species which would have been present in and near the APE include Roosevelt elk, California black-tailed deer, North American beaver, as well as smaller mammals such as jackrabbits, cottontails, Humboldt's flying squirrel, and various waterfowl. Chinook and coho salmon, lamprey eels, steelhead, and other fish would have been found in local creeks (Angeloff 2016: 39). Freshwater mussels were available in local creeks and sloughs as well.

3.1 GEOLOGY AND SOILS

Arcata is located within the Coast Ranges Geomorphic Province of California, which is characterized by subparallel north- to northwest-trending mountain ranges and intermountain and coastal alluvial valleys and plains. Topography in the province is controlled by the predominant geological structural trends within the Coast Range that generally consist of northwest trending synclines, anticlines, and faulted blocks (Geocon 2015: 2).

The APE is located approximately 2.5 miles north of Humboldt Bay and 1.5 miles north of Arcata Bay. The Humboldt Bay region is a complex geologic environment with very high seismicity containing many earthquake faults. The nearby Mendocino Triple Junction is the intersection of three continental plates, the North American, Pacific and Gorda plates. Offshore from Arcata, the Gorda plate is being actively subducted beneath the North American plate in the Cascadia subduction zone (Geocon 2015: 2). The geology of the APE is part of the Holocene epoch, Alluvium Quaternary (Qal) which are sediments that generally consist of quaternary age unconsolidated sediment deposited on active stream channels and floodplains, including clay, silt, sand, gravel, cobbles, boulders, and in some area's abundant organic material with thin peat beds.

The surficial soils on and in the vicinity of the APE are classified primarily as Arlynda, Dungan, and Jollygiant. The Arlynda series consists of very deep, very poorly drained soils on backswamps, depressions, meander scars, and low flood-plain steps on alluvial plains near the Pacific Ocean and along lower reaches of rivers and streams. These soils formed in alluvium derived from mixed sources. Slopes range from 0 to 9 percent. The Dungan series consists of very deep, well drained soils on high floodplain steps, alluvial fans, and fan remnants of alluvial plains. This series is formed in mixed alluvium. Slopes range from 0 to 2 percent. The Jollygiant series consists of very deep, somewhat poorly drained soils on low terraces, alluvial fans, and fan remnants on alluvial plains. This series is formed in mixed alluvium. Slopes range from 0 to 2 percent (UCD Soils Web 2023).

4 CULTURAL SETTING

4.1 NATIVE AMERICAN PRE-CONTACT SETTING

Evidence indicates that Native American occupation in the Humboldt Bay region began approximately 8,000 years ago. Although few comprehensive archaeological investigations and excavations have been completed in the region, three distinct cultural patterns, each with their own suite of artifacts and lifeways, have been identified. These patterns are the Borax Lake, Mendocino, and Tuluwat patterns.

4.1.1 Borax Lake Pattern [8,000 to 5,000 cal before present (BP)]

During the Borax Lake Pattern, the climate was warmer and drier than today, and the oak woodland in northwestern California was more extensive. The material culture associated with the Borax Lake Pattern includes Borax Lake Widestem projectile points, handstones, millingslabs, small serrated bifaces, and cobble spalls (Angeloff 2016: 40).

Recent research has indicated that lifeways during the Borax Lake Pattern time period may have been less mobile and more sedentary than previously believed (Angeloff 2016: 40). Larger occupation areas appear to have been located in lowland riverine environments where large game such as elk and deer would have been easily obtainable. This habitat also would have allowed exploitation of migratory salmon runs. Seasonal occupations in upland areas to gather resources such as acorns would have complemented the lowland diet. Tool assemblages found in each of these habitats appear to support this hypothesis; specialized and expedient tools are more often found in the upland archaeological sites while a more broad and homogenous tool assemblage is present in lowland sites indicating a longer period of occupation there.

Archaeological sites associated with the Borax Lake Pattern have been documented on the ridgelines east of Humboldt Bay, such as Pine Ridge, and at a coastal terrace overlooking Little River, north of the APE (Rich 2016: 14).

4.1.2 Mendocino Pattern (5,000 B.P to 2,500 BP)

During the Mendocino Pattern, upland areas of Humboldt Bay seem to have been virtually abandoned. This is likely due to a change in environment from a warm and dry middle Holocene to a cooler and wetter late Holocene which allowed coniferous forests to move down into the elevations where oak woodlands were present in the previous pattern (Angeloff 2016: 40).

Sites associated with this pattern generally include concave-base, side-notched, and corner-notched dart points; handstones and millingslabs; flake tools; and occasionally mortars and pestles (Angeloff 2016: 41). It appears that people were living intensively on the rivers of northern California during this period with only short-term forays into upland areas to bring resources back to the larger village site near the river below.

Archaeological sites associated with Mendocino Pattern assemblages have been located in the coastal hills adjacent to Humboldt Bay and at bay margin sites in Arcata (Rich 2016: 14).

4.1.3 Tuluwat Pattern (2,500 BP to 500 BP)

The Tuluwat Pattern was formerly known as the Gunther Pattern and is named for the Wiyot Village of Tuluwat (CA-HUM-67) on Gunther Island in Humboldt Bay. Lifeways during the Tuluwat Pattern saw occupation centers move to the coast and more intensive use of both riverine and upland environments as well as coastal ones. This intensive use of multiple habitats is likely due to increased populations and constricted resource bases due to a return to warm and dry conditions in the late Holocene (Angeloff 2016: 42). Another theory is that Algic (also known as Ritwan) groups during the earlier part of this pattern (circa 2,300 years ago) and Athabaskan groups approximately 1,000 years later, migrated into the area, pushing the original inhabitants (the Yuki) southward (Angeloff 2016: 42; Golla 2007: 72-73).

Tuluwat Pattern artifact assemblages reflect a substantially more sedentary residential base with a broad array of artifacts such as toggle harpoons, net spacers, net weights, bowl and hopper mortars, shaped pestles, large bifaces, Tuluwat-Barbed arrow points, adze heads, calendar stones, *Olivella* beads, and abalone pendants (Angeloff 2016: 42).

The Tuluwat Pattern essentially represents the cultures inhabiting the Humboldt Bay area, including Arcata, at the time of European contact.

4.2 ETHNOGRAPHY

4.2.1 The Wiyot

The APE lies within the traditional territory of the Wiki division of the Wiyot Indian tribe. This group occupied lands adjacent to Humboldt Bay and refer to themselves as the *Soo-lah-te-luk* (Rich 2016: 14-15). The name "Wiyot" itself is derived from the Yurok term "*weyet*" or "*weyot*."

The Wiyot language, and the language of the Yurok to the north, are similar to Algonquin, and although the Wiyot and Yurok languages are distinctly different, they are distantly related. Linguists have linked the two into a provisional group called Ritwan, which is the California branch of Algic (Golla 2007: 72-73). Linguistic research implies that both the Wiyot and Yurok migrated into Northwestern California during a similar timeframe but went to different locations (Eidsness 2007: 11; also see Tuluwat Pattern discussion above).

Wiyot territory has been described as being bounded on the northwest by the valley of Little River near Trinidad and on the northeast by Berry Summit and Chalk Mountain. On the south, Wiyot territory extended to the Bear River mountains near Scotia. To the west, it was bounded by the Pacific Ocean. To the east, it included lands along Mad River for two or three miles above Blue Lake, and up Eel River for a mile or two above the mouth of the Van Duzen River (Elsasser 1978: 156; Wiyot Tribe 2023). This territory is almost entirely in the redwood belt of northwestern California.

Wiyot settlements were typically located next to areas of "still water" along the fringes of Humboldt Bay and on the terraces above the lower Mad and Eel Rivers (Eidsness 2007: 11). Wiyot houses were square and semi-subterranean with plank walls, a gabled roof, and sliding doors. Sweat houses were also semi-subterranean and at least 16 feet square. Wiyot peoples also made redwood dugout canoes. Clothing was mostly made from deer and rabbit skins. Women and girls wore twined basketry caps. Basket-making materials included spruce and willow roots, bear grass, maidenhair and woodwardia ferns, hazelnut, and a dye made from alder bark juice. Twined baskets were used for carrying and cooking foods (Rich 2016: 15).

Animals were hunted or caught in various ways. Elk were pursued by a hunter and his dogs in a running chase that could last as much as two days. Deer and sometimes elk were caught in rope snares. Bears were trapped in deadfalls, or, if hibernating in a hollow log, suffocated by smoke after the openings had been partially blocked. Waterfowl were hunted from blinds. Salmon might be taken in gill nets or in either of two types of fish weirs. Smelt were caught in surf nets (Rich 2016: 15). Acorns and huckleberries were two plant resources of prime importance (Elsasser 1978: 158).

AFTER CONTACT

The first recorded "discovery" of Humboldt Bay by Europeans was in 1806 by Captain Jonathan Winship (Wiyot Tribe 2023). Sustained contact began in 1849 when Josiah Gregg journeyed overland to Humboldt Bay and were met by Wiyot headman *Ki-we-lat-tah*. This started Euromerican settlement in the region; however, it was the Gold Rush which resulted in the destruction of many Wiyot people and culture. The ensuing "Indian troubles" culminated in a series of massacres, most notably the infamous slaughter at *Tuluwat* on Gunther Island in Humboldt Bay on February 26, 1860. Here, the Wiyot people had gathered at their traditional site on the island for the annual World Renewal Ceremony, which lasted seven to ten days. At night, the men would replenish supplies, leaving the elders, women and children sleeping and resting. Under cover of darkness, local men armed with hatchets and knives rowed to the island and brutally murdered nearly all the sleeping Wiyot. Estimates of the dead ranged from 80 to 250 in that night's series of orchestrated massacres (Wiyot Tribe 2023).

Although the men involved were locally known, no charges were ever filed. Remaining Wiyot temporarily took refuge at Fort Humboldt, where nearly one half of the survivors died of exposure and starvation. Later these survivors were forcibly relocated to reservations at Klamath, then after a devastating flood in 1862, moved to Hoopa, Smith River, and Round Valley reservations. Some of the surviving Wiyot also attempted to return to their homeland, only to find their homes destroyed and lands taken by Euromerican settlers.

As the 19th and 20th centuries advanced, Wiyot cultural practices and language were discouraged by official policies of "acculturation." Wiyot people learned to work and live within the Euromerican community, effectively "walking in two worlds." Wiyot people often went to American schools, married European immigrants, and helped to build the timber, fishing, and agricultural industries (Wiyot Tribe 2023).

In the early 1900s, a church group purchased twenty acres in the Eel River estuary for homeless Wiyot people. The Federal Government later transferred this land into trust status in 1908. This land became known as the Table Bluff Rancheria of Wiyot Indians, now referred to as the "Old Reservation." The "Old Reservation" is located near Eureka.

CONTEMPORARY WIYOT

In 1961, the California Rancheria Act terminated the legal status of the tribe, and the Wiyot effectively became non-Indian Indians. In 1975, the Tribe filed suit against the Federal Government for unlawful termination, and in 1981 federal recognition and trust status was reinstated as a result of Table Bluff Indians versus Lujan. In 1991, during another lawsuit regarding drinking water contamination and other sanitation issues on the "Old Reservation", the court mandated new land be purchased and the Tribe moved to the present 88-acre Table Bluff Reservation. The original twenty acres were put into fee simple ownership under individual families, but still are under the Tribe's jurisdiction as long as held in Indian hands. The two reservations are within one mile of each other. Other Wiyot reservations/rancherias include the Bear River Band of Rohnerville Rancheria near Loleta, Blue Lake Rancheria near the community of Blue Lake, and Cher-Ae Heights Indian Community of the Trinidad Rancheria near Trinidad.

Today, Wiyot people are actively recovering the old ways, including language, ceremony, and lifeways. At the same time, they acquire new trades and skills, graduate from college, become artists, doctors, lawyers, teachers, and professionals in a variety of fields. Many Wiyot tribes, such as the Wiyot Tribe at Table Bluff Rancheria, Blue Lake Rancheria, Bear River Band of the Rohnerville Rancheria, and Cher-Ae Heights Indian Community of the Trinidad Rancheria also maintain their own tribal court system as well as provide health, education, childcare, and advocacy services for tribal members. Wiyot people are dedicated to preserving native history and the cultural material of their ancestors. This includes the ancient village sites and shell middens that surround Humboldt Bay, terraces above the waterways, and along the ridge lines once used for seasonal camps, travel, and trade. Pieces of long forgotten native history are emerging as a result of both archaeological investigation and from family memories and records. Although much of Wiyot pre-contact history has been lost or destroyed, there is also much that is "coming home" (Wiyot Tribe 2023).

4.3 EUROMERICAN HISTORIC SETTING

4.3.1 Discovery and Settlement

Humboldt Bay, formerly called Arcata Bay, was first discovered in 1806 by Captain Jonathan Winship, an American employed by the Russian-American Fur Company when he was hunting seals and otters in the region (Hoover et al. 2002: 103). He and his crew named the bay "Indian Bay" because of the numerous indigenous villages they found along its shore. The bay was not addressed again by Euromericans until Dr. Josiah Gregg rediscovered the bay as part of his expedition to map the Trinity River.

Prompted by the 1848 discovery of gold on the upper Trinity River and 1849 rediscovery of Humboldt Bay, Euromerican immigrants rapidly claimed and settled the flatter areas of coastal land around Humboldt Bay. These locations, ideal for farming and ocean access led to the formation of the cities of Trinidad, Eureka, and Union; Union

was renamed Arcata in 1860 (Eidsness 2007: 12). First settled in the spring of 1850, Arcata was a supply center for the interior mining districts. The townsite at the foot of Fickle Hill was selected by the Union Company and was soon subdivided into blocks and lots for homes and businesses (City of Arcata 2008: 5-19). To supply the new town and provide easy transit from ocean going vessels, a wharf was constructed into Humboldt Bay. A horse-drawn railway was constructed between the wharf and downtown, where merchandising establishments supplied the miners and a growing number of settlers.

During this early period of Euromerican settlement, Wiyot peoples continued to occupy their ancestral lands around Humboldt Bay and along the Mad River. Increasing foreign exposure and settlement caused many Wiyots to be impacted by introduced diseases, displacement, starvation, and conflict (Eidsness 2007: 12-13).

As gold fever increased, tensions continued to rise between Euromerican miners, settlers, and local Tribes. To help resolve this, the U.S. Army established Fort Humboldt near Eureka in 1853 "to protect settlers from Native American raids." Soon after, other military posts were established in the Humboldt Bay region, including Camp Curtis near Arcata in 1858. Located approximately one-quarter mile north of the APE, Camp Curtis had a good view of the lower Mad River plain and agriculturally rich Arcata bottomlands (Eidsness 2007: 13). As noted above, relations between the Wiyot and settlers suffered a great blow in 1860 when 80 to 250 Wiyot individuals were slaughtered on Gunther Island during a Wiyot World Renewal Ceremony (Wiyot Tribe 2023).

4.3.2 Agriculture, Lumber, and Railroads

AGRICULTURE

The first areas in the vicinity of Arcata to be settled by Euromericans were bottomlands adjacent to Humboldt Bay. Called the Arcata Bottom, these flat floodplains were free of the dense redwood forests which characterize the adjacent uplands, and therefore required far less effort to clear for farming. The agriculture of the Arcata Bottom was initially a grain-focused economy. Grains, such as oats, barley, wheat, and hay were planted, along with dry peas and potatoes (Angeloff 2016: 63). Cultivation of grain crops and potatoes lasted into the 1880s, when the potato blight and poor market returns prompted farmers to look at a new and emerging agricultural industry, dairying.

Dairying on the Arcata Bottom began to supplant the earlier agricultural pursuits as farmers realized that pasturing cows and milking them twice a day was a more lucrative business than grain crops that were plagued with disease and the vagaries of the weather and markets (Eidsness 2007: 13). The first dairy herds began to appear on the Bottom in the late 1880s, and within a few short years, the industry was booming enough for a creamery to be considered a profitable venture. The first creamery, the Arcata Creamery, was built in 1892, the second two years later, and several more followed in short succession, including the Diamond Crystal Creamery (Angeloff 2016: 63-64). As reclamation efforts of tide-influenced lands around the bay and along the sloughs got underway in the mid- 1890s, more land was made available for dairying, and the industry came to dominate the Arcata Bottom agriculture for the next 75 years (Eidsness 2007: 14). Stock raising, poultry farms, grain production for stock food, and flower bulb farms rounded out Arcata's ranching and farming activity (Rich 2016: 19).

THE LUMBER INDUSTRY

Vast, virgin forests of giant redwoods covered the ridges and valleys along California's north coast, including the inlands around Humboldt Bay. At first, some of these trees provided lumber for gold miner's sluice boxes, tail races, and shacks. However, as the gold literally panned out and the miners turned to agriculture and similar industries, lumber was needed to construct the homes, businesses, and infrastructure needed for the new settlements of the region to grow. Lumber from the region was also used for shipbuilding on Humboldt Bay.

Arcata's first sawmill was the Union Mill, built in 1853. Other early Arcata Mills included the Janes Creek Mill, located north of Arcata in 1869, the Dolly Varden mill built in 1872 by Isaac Minor and Noah Falk, and the Jolly Giant Mill at the northern edge of Arcata, built by Minor and Falk in 1874/1875. The Dolly Varden Mill was located in the vicinity of

the St. Louis Road and Spear Avenue intersection, and the Jolly Giant Mill was located in the vicinity of Jolly Giant Creek, just north of today's Cal Poly Humboldt (Angeloff 2016: 68; Rich 2016: 19). In the 1870s, trees logged above Arcata were transported down Campbell Creek on skids still visible in the creek bed today.

By the end of the Great Depression in 1939, only four lumber companies had been able to remain in business. Known as the "Big Four," these companies were Dolbeer and Carson, Pacific Lumber, Hammond Lumber, and Holmes-Eureka. In Arcata, the California Barrel Company, which was founded in 1902, was also able to survive and became the major local employer after World War II (Angeloff 2016: 68).

The post-World War II housing boom multiplied the number of lumber mills in Arcata and the region. As early as February 1947 Arcata reported over 30 lumber operations, many of them in the area north of town along Highway 299. The increase relentlessly continued so that by 1956, there were over 50 lumber mills and lumber processing and manufacturing plants with access to "one of the largest remaining stands of timber in the United States" (Rich 2016: 20). For example, in 1953, lumber milled from these local timber sources resulted in a total of 28,371 railcar loads and thousands of truckloads from the Arcata area alone. Thus, it is no wonder that the city's slogan was "the lumber capital of the world" in 1965 (Rich 2016: 20).

Lumber mills in Arcata after World War II include the following (Angeloff 2016: 68):

- Arcata Redwood Mill (est. 1939), 100 employees
- Arcata Plywood Corp (est. 1949), 235 employees
- Dolly Varden Lumber Company (est. 1945), 100 employees
- Roddiscraft Inc. (est. 1949), 315 employees
- Simpson Redwood Company (est. 1948), 753 employees
- Arcata Redwood Company (est. 1951), 80 employees
- Durable Plywood Co. (est. 1950s), 190 employees

In time, though, the "lumber capital" saw its domain shrink. Today, less than a handful of mills still operate in the Arcata area, most being located along West End Road north of city limits (Rich 2016: 21).

ARCATA MANUFACTURING COMPANY

Elmer Spaulding came to Humboldt County from Southern Oregon, where he had operated the Sugar Pine Lumber Company. Spalding recognized what he described as the "unlimited opportunities offered by Humboldt County" and established the Arcata Manufacturing Company in 1947 where the Craftsman Mall sits today (Rich 2016: 25).

The Arcata Manufacturing Company plant processed sugar pine, Douglas fir, and white fir milled lumber into "sellable" ready-to-use lumber products (Rich 2016: 25). Waste from processing was burned on-site in large metal cylindrical structure called a teepee burner. This burner was located on west edge of the mill property. Larger burners could be up to ninety feet high and ninety feet in diameter, but this one appears to have been about 70 feet and was fed waste by vacuum conveyor tube. In 1957, Spaulding sold the plant to the Van Vleet Products Company. By 1964, Van Vleet faced significant financial problems and the plant was put up for auction. In 1965 the majority of the plant was demolished. All that remains today is one warehouse located on the northeastern edge of the property.

RAILROADS

The first railroad in California was built in Arcata as a means to provide passage and goods for the Trinity River Gold Rush miners and the burgeoning settlements at and near Arcata. On December 15, 1854, the Union Plank Walk, Rail Track and Wharf Company was incorporated and shortly after, the railroad became operational in 1855 (San Bernardino History and Railroad Museum 2010). Starting on a pier which extended 11,000 feet into Humboldt Bay, the railroad used a horse drawn tram pulled over wooden track to provide hourly passenger and freight service directly

to downtown Arcata (Angeloff 2016: 57). In 1858, the railroad built a warehouse at the northeast comer of Block 159 in Arcata, now known as Jacoby's Building, which is recognized as California Historic Landmark No. 783. In 1875, the company bought its first steam locomotive and in 1881, the company became the Arcata & Mad River Railroad, providing service from the north end of Humboldt Bay to the north fork of Mad River (San Bernardino History and Railroad Museum 2010). The railroad remained in service for over 130 years transporting goods, timber, lumber, and people throughout the region until 1985 when truck transport was considered more economical.

An early railroad adjacent to the APE was the Eureka and Klamath River Railroad (E&KRRR). This grade was initially constructed by John Vance after he had constructed his mill at Samoa 1893. Vance began construction in 1896. The tracks ran from Vance's property near Essex, west along the north bank of the Mad River and south into Arcata. After passing by the current project location, the rail turned west toward Alliance, crossing the Arcata Mad River Railroad and continued to the Samoa peninsula, ending at the Vance Mill (Eidsness 2008: 29). In 1907, this line was absorbed into the Northwestern Pacific Railroad Company (NWPRR); creation of the NWPRR allowed the Santa Fe Railway and Southern Pacific Railroad to consolidate their competing northwestern California lines. Eventually, the NWPRR was connected to the San Francisco Bay Area via a main line which ran north from Marin County. Tracks of the NWPRR are located adjacent to the APE along the east margin of St. Louis Road and a spur also ran from the NWPRR tracks to the Arcata Manufacturing Plant. Analysis completed by William Rich in 2016 indicates that this 900-foot-long spur was used to transport cut lumber to and from the mill and was likely associated with the three warehouses on the south side of the mill property. This spur is no longer present, having been paved over and graded flat (Rich 2016: 31). After many years of struggle, the Federal Railroad Administration closed the entire NWPRR line in 1998, although the North Coast Railroad Authority retains control of the right of way.

4.3.3 The City of Arcata

Arcata, first known as Union, was settled in the spring of 1850 as a supply center for the interior mining districts. The townsite at the foot of Fickle Hill was selected by the Union Company and subdivided into blocks and lots. A wharf was soon constructed into Arcata Bay with a horse-drawn railway connecting to the Plaza downtown, where merchandising establishments supplied both the miners and growing numbers of residents (City of Arcata 2008: 5-19). A public water system and fire department came along in 1884, followed by the Arcata Union newspaper in 1886, electricity in 1895, railroad connections with San Francisco in 1914, the establishment of Humboldt State Normal School (now Cal Poly Humboldt) in 1914, and the Redwood Highway (US 101) in 1925 (City of Arcata 2008: 5-19).

The lumber industry sustained the development of Arcata through the 19th century and into the late 20th century. In particular, the timber industry was one of the City's main industries and employers after World War II (WWII). By the 1980s the timber industry was in severe decline. Today, Arcata has become a city with small incremental growth and where Cal Poly Humboldt, health providers, education facilities, small-scale manufacturing, agriculture, and retail trade are the primary employers (City of Arcata 2008: 1-6).

5 RESULTS

5.1 BACKGROUND RESEARCH AND CORRESPONDENCE RESULTS

The results of the NWIC records search found that two archaeological sites have been previously identified within the APE and that 100 percent of the APE has been previously surveyed for cultural resources. Both archaeological sites, P-12-003608 and P-12-003609, have been previously recorded and evaluated and recommended not eligible for both the CRHR and NRHP (Rich 2016).

Review of the 1855 GLO plat map, historic USGS topographic maps starting in 1933, and historic aerials starting in 1956, revealed that the APE was largely undeveloped during these years. The 1933 topographic map and the 1956 aerial revealed a railroad along the southern portion of the APE (recorded as P-12-003609). In addition, the 1972 aerial map and the 1953 topographic map revealed a structure close to the center of the APE. Furthermore, the 1974 topographic map and the 1972 aerial map depicted another structure within the APE. However, between 2005 (aerial map) and 2012 (topographic map) these two structures had been demolished, and only foundations remain (recorded as P-12-003608). The GLO plat map did not reveal any development within the APE.

5.2 PEDESTRIAN SURVEY RESULTS

The pedestrian survey was conducted on September 4, 2023, and found that the APE consists of portions that have been previously landscaped and very dense vegetation (blackberry bush). Ground visibility was mostly poor (0-25 percent) due the majority of the APE being covered in dense grasses, blackberry bushes, and built over landscape (Figure 5-1). Portions of the APE were intensively surveyed with transects spaced at intervals no greater than 15 meters apart. However, the majority of the APE could not be surveyed due to 7-8 feet high blackberry vines forming rows and walls. The total acreage surveyed was 7.1 (approximately 38 percent of the APE). During the pedestrian survey, all visible ground surface in the APE was carefully examined for cultural material (e.g., flaked stone tools, tool-making debris, stone milling tools, or fire-affected rock), soil discoloration that might indicate the presence of a cultural midden, soil depressions and features indicative of the former presence of structures or buildings (e.g., postholes, foundations), or historic-era debris (e.g., metal, glass, ceramics). Ground disturbances (e.g., animal burrows, embankments, graveled or dirt roads, etc.) were visually inspected.

The previously recorded resources (P-12-003608 and P-12-003609) were relocated and updated using DPR forms. No new cultural resources were encountered as a result of this survey. A digital camera was used to take photographs of the APE and a selection of these are provided in Figures 5-2 through 5-3.

P-12-003608

This archaeological site was named the "Ruins of Van De Nor Lumber Mill" which consists of concrete foundations. This historic era site was previously evaluated and recommended not eligible for the CRHR and NRHP (Rich 2016). This site was relocated during this (2023) survey effort, and it remains unchanged.

P-12-003609

This archaeological linear resource was named the "Arcata Spur of Humboldt Northern Railway" which consists of a railroad grade segment. This resource was previously evaluated and recommended not eligible for the CRHR and NRHP (Rich 2016). The railroad was relocated during this (2023) survey effort, and it remains unchanged.



Source: Adapted by Ascent Environmental in 2023.

Figure 5-1 Survey Coverage



Source: Ascent Environmental in 2023.

Area not covered by dense blackberry vines, dry grass obscuring ground surface. Southwest view. Taken on September 4, 2023.



Source: Ascent Environmental in 2023.

Exposed trail within APE surrounded by dense blackberry vines. North view. Taken on September 4, 2023.

Figure 5-2 Northern Portion of the APE



Source: Ascent Environmental in 2023.

Overview of the APE with exposed ground surface that has been landscaped. South view. Taken on September 4, 2023.



Source: Ascent Environmental in 2023.

Vehicle tracks/path that led to previously recorded resources. North view. Taken on September 4, 2023.

Figure 5-3 Southern Portion of the APE

5.3 POTENTIAL FOR BURIED ARCHAEOLOGICAL DEPOSITS

Based on geologic mapping by the United States Geological Survey (USGS), the majority of the site is underlain Quaternary-age aeolian deposits. The western margin of the site is mapped as Quaternary-age alluvium associated with the former McDaniel Slough. The soils conditions encountered in our recent subsurface explorations are generally consistent with the USGS mapping (Geocon 2015: 2). Soil survey maps indicate that there are three soil units present in the APE, the Arlynda, Jollygiant, and Dungan series. These soils range from poorly to well drained and are all very deep soils (UCD Soils Web 2023).

In 2011, a comprehensive geoarchaeological study was prepared for the California Department of Transportation, District 1, which includes Humboldt County (Caltrans 2011: 65). Landscape evolution and historic and modern development can impact the visibility of the archaeological record, but research has shown that archaeological sites tend to occur in specific geo-environmental settings (e.g., near reliable water sources and on stable land surfaces) rather than randomly throughout the landscape. For example, geoarchaeological studies have found that distance to water sources (e.g., stream, lake, spring) and landform slope (generally <18%) are two environmental variables that help accurately predict a location's potential to contain buried archaeological deposits.

The geotechnical analysis suggests that Arlynda, Jollygiant, and Dungan soils units are associated with the Latest Holocene time period Such soil units consist of surface soils and landforms that developed between about 2,000 and 1,000 years ago and are dominated by nearly level alluvial fans and floodplains that are usually not dissected by erosion (Caltrans 2011: 93). This last fact corresponds to the fact that these three soils are typically found on relatively flat slopes (Ascent 2022: 16). The McDaniel Slough bound the APE along the east, and the Mad River lies approximately 2.25 miles to the north and Humboldt Bay lies approximately 2.5 miles to the south. Therefore, the APE is considered to have a moderate to high sensitivity for possible archaeological deposits. However, due to the amount of alluvial deposition (up to 12 feet) which is indicative of multiple episodes of flooding and the amount of disturbance from development, the possibility of these locations containing intact deposits is considered low.

6 CONCLUSIONS AND RECOMMENDATIONS

6.1 STUDY FINDINGS AND CONCLUSIONS

In accordance with Section 106 of the NHPA (36 CFR part 800) and CEQA (PRC Section 15064.5 and Section PRC 15126.4), the effects of the proposed Project within the APE have been assessed. A full accounting of all potential cultural resources located within the APE was achieved through a records search, literature review, Native American outreach, and field survey. Approximately 38 percent of the APE was surveyed due to dense blackberry vegetation. The intensive pedestrian surveys conducted for the current undertaking that occurred on September 4, 2023, considered both archaeological and architectural resources. The two previously recorded resources, P-12-003608 and P-12-003609, were recommended not eligible for inclusion in the NRHP and CRHR as they do not appear to meet any of the criteria necessary for listing in either register (Rich 2016). These resources are not associated with important events or people in history, are not architecturally distinguished, and are not likely to yield any additional important information about our history. As such, a finding of no historic properties affected is recommended under Section 106 and a finding of no impact to historical resources is recommended under CEQA.

6.2 RECOMMENDATIONS

Excavation, grading and construction activities in these areas could significantly impact archaeological resources, if present. Although they are not expected, in keeping with CEQA 15064.5(f) and Cal Poly Humboldt's request, measures to avoid significant impacts upon the inadvertent discovery archaeological resources, including the discovery of human remains, during implementation of ground disturbing project activities, the following measures are recommended to be added to the project:

- Worker Awareness Training: A cultural resources awareness training program will be provided to all construction personnel prior to the start of earth moving activities. This training will define what archaeological resources are, explain the relevant laws and policies protecting cultural resources, and what worker responsibilities are, should archaeological resources be encountered.
- Inadvertent Discoveries: If archaeological materials are inadvertently discovered during ground-disturbing activities, including midden soils, stone tools, chipped stone, baked clay, or concentrations of shell, bone, charcoal, glass, metal, or ceramics, all work shall cease within 100 feet (30.5 meters) of the find and the services of a professional archaeologist shall be retained immediately. At that time, Cal Poly Humboldt shall coordinate any necessary investigation of the site with the archaeologist as needed to evaluate the significance of the resource PRC Section 5024.1 and 21083.2 and provide proper management recommendations. If the resource is pre-contact in nature, consultation with affiliated Native American tribes may also be required. If the find is determined to be a unique archeological resource per Section 21083.2(g) or a tribal cultural resource per Section 21074, contingency funding and a time allotment sufficient to allow for implementation of avoidance measures and/or mitigation will be made available. Possible management recommendations for significant resources could include resource avoidance, reburial in a location nearby that will not be subject to ground disturbing actions, or data recovery excavation of the resource. The contractor shall implement any measures deemed necessary by the archeologist for the protection of archaeological resources and the Tribe for Tribal cultural resources developed in consultation with Cal Poly Humboldt. Do not resume work in the area of the discovery until directed to do so by the archaeologist.
- Inadvertent Discovery of Human Remains: If human remains are discovered during construction activities, work within 100 feet (30.5 meters) of the remains shall be stopped immediately, and the Humboldt County Coroner shall be notified, in accordance with Section 5097.98 of the PRC and Section 7050.5 of California's Health and Safety Code. The contractor will also notify the project proponent. If the remains are determined by the coroner to be Native American, the coroner will notify the NAHC within 24 hours, and the NAHC will designate a Most Likely Descendant (MLD). Together the land-owner and the MLD shall determine the ultimate treatment and disposition of the remains in accordance with PRC Section 5097.94.

7 REFERENCES

Angeloff, Nick. 2016. A Cultural Resources Investigation of the Arcata Wastewater Inflow and Infiltration Project Arcata, Humboldt County, California. Document on file at the Northwest Information Center, Sonoma State University, Rohnert Park, CA.

Ascent Environmental Inc. 2022 (September). Aquatic Resources Delineation Report for the Craftsman Student Housing Project. Manuscript on file at Ascent Environmental, Inc., Sacramento.

Ascent. See Ascent Environmental Inc.

Bureau of Land Management. 2023. General Land Office Records 1855. Available: https://glorecords.blm.gov/details/survey/default.aspx?dm_id=317427&sid=1cz5qgwy.myc#surveyDetailsTabIndex=1 Accessed on July 06, 2023.

BLM. See Bureau of Land Management.

California Department of Transportation. 2011 (May). *A Geoarchaeological Overview and Assessment of Northwest California, Cultural Resources Inventory of Caltrans District 1 Rural Conventional Highways: Del Norte, Humboldt, Mendocino, and Lake Counties*. Prepared by Jack Meyer, Philip Kaijankoski, and Jeffrey S. Rosenthal, Far Western Anthropological Group, Davis.

Caltrans. *See* California Department of Transportation.

City of Arcata. 2008. Historic Preservation Element. City of Arcata General Plan 2020, Amended October 2008. Available: https://www.cityofarcata.org/DocumentCenter/View/35/Chapter-5-Design-and-Historical-Preservation---2-Historical-Preservation-Element-PDF. Accessed July 6, 2023.

Eidsness, Janet P. 2007. *Initial Cultural Resources Study for Janes Creek Affordable Housing Project (APN 507-511-003) in Arcata, Humboldt County, California*. Document on file at the Northwest Information Center, Sonoma State University, Rohnert Park, CA.

———. 2008. Historic Properties *Survey* Report, City of Arcata Foster Avenue Extension (01-HUM-Arcata-965100 3 ENVR). Document on file at the Northwest Information Center, Sonoma State University, Rohnert Park, CA.

Elsasser, Albert B. 1978. Wiyot. In, *California Handbook of North American Indians*, Vol. 8, ed. R. F. Heizer and W. C. Sturtevant, 155-163. Washington, D.C: Smithsonian Institution.

Geocon Consultants, Inc. 2015. *Geotechnical Investigation CSU Humboldt Student Apartments St. Louis Road Arcata, California*. Prepared for Amcal Multi-housing, Inc., Agoura Hills, California.

Geocon. See Geocon Consultants, Inc.

Golla, Victor. 2007. Linguistic Prehistory. In *California Prehistory: Colonization, Culture, and Complexity* edited by T. L. Jones and K. A. Klar, 71-82. Altamira Press, Plymouth, United Kingdom.

Hoover, Mildred B., Hero E. Rensch, Ethel G. Rensch, and William N. Abeloe. 2002. *Historic Spots in California*. 5th edition, revised by Douglas E. Kyle. Stanford University Press, Stanford, California.

National Environmental Title Research (NETR), LLC. 2023. United States Geological Survey Topographic Maps 1933 to 2018, and Aerial Photographs of APE from 1956 to 2018. Available: http://www.historicaerials.com/. Accessed July 6, 2023.

NETR. *See* National Environmental Title Research.

Rich, William. 2016. *A Cultural Resources Investigation for the Village Student Housing Project, Located at 2905, 2725 and 2765 St. Louis Road Arcata, Humboldt County, California*. Document on file at the Northwest Information Center, Sonoma State University, Rohnert Park, CA.

San Bernardino History and Railroad Museum. 2010. Arcata and Mad River Railroad. Available: www.sbdepotmuseum.com/1850-1879/december-15-1854-arcata-mad-river-railroad.html. Accessed July 6, 2023.

UCD Soils Web. 2023. University of California Agriculture and Natural Resources. Available: https://casoilresource.lawr.ucdavis.edu/gmap/. Accessed July 06, 2023.

Wiyot Tribe. 2023. History. Available: https://www.wiyot.us/148/Cultural. Accessed July 6, 2023.

Appendix A

Record Search Results

CALIFORNIA HISTORICAL RESOURCES INFORMATION SYSTEM

ALAMEDA, COLUSA, CONTRA COSTA, DEL NORTE, HUMBOLDT, LAKE, MARIN, MENDOCINO, MONTEREY, NAPA, SAN BENITO, SAN FRANCISCO, SAN MATEO, SANTA CLARA, SANTA CRUZ, SOLANO, SONOMA, YOLO

Northwest Information Center
Sonoma State University
1400 Valley House Drive, Suite 210
Rohnert Park, California 94928-3609
Tel: 707.588.8455
nwic@sonoma.edu
https://nwic.sonoma.edu

7/27/2023 NWIC File No.: 23-0009

Roberto Mora
Ascent Environmental, Inc.
455 Capitol Mall, Ste 300
Sacramento, CA 95814

Re: 19010021.15 CSU - Cal Poly Humboldt Parking Lot

The Northwest Information Center received your record search request for the project area referenced above, located on the Arcata North & Arcata South USGS 7.5' quad(s). The following reflects the results of the records search for the project area and a ½ mile radius:

Resources within project area:	P-12-003608; P-12-003609
Resources within ½ mile radius:	P-12-000098; P-12-000099; P-12-003037; P-12-003038; P-12-003279; P-12-003280; P-12-003281; P-12-003282; P-12-003283; P-12-003580; P-12-003590
Reports within project area:	S-000886; S-048353
Reports within ½ mile radius:	S-000132; S-000294; S-011129; S-014208; S-019599; S-037661; S-038412; S-039891; S-041918; S-043208; S-045330; S-048291; S-050908; S-052362

Resource Database Printout (list):	☒ enclosed	☐ not requested	☐ nothing listed
Resource Database Printout (details):	☒ enclosed	☐ not requested	☐ nothing listed
Resource Digital Database Records:	☒ enclosed	☐ not requested	☐ nothing listed
Report Database Printout (list):	☒ enclosed	☐ not requested	☐ nothing listed
Report Database Printout (details):	☒ enclosed	☐ not requested	☐ nothing listed
Report Digital Database Records:	☒ enclosed	☐ not requested	☐ nothing listed
Resource Record Copies:	☒ enclosed	☐ not requested	☐ nothing listed
Report Copies:	☒ enclosed	☐ not requested	☐ nothing listed
OHP Built Environment Resources Directory:	☐ enclosed	☐ not requested	☒ nothing listed
Archaeological Determinations of Eligibility:	☐ enclosed	☐ not requested	☒ nothing listed
CA Inventory of Historic Resources (1976):	☐ enclosed	☐ not requested	☒ nothing listed
Caltrans Bridge Survey:	☐ enclosed	☒ not requested	☐ nothing listed
Ethnographic Information:	☐ enclosed	☒ not requested	☐ nothing listed
Historical Literature:	☐ enclosed	☒ not requested	☐ nothing listed

Historical Maps:	☐ enclosed	☒ not requested	☐ nothing listed
Local Inventories:	☐ enclosed	☒ not requested	☐ nothing listed
GLO and/or Rancho Plat Maps:	☐ enclosed	☒ not requested	☐ nothing listed
Shipwreck Inventory:	☐ enclosed	☒ not requested	☐ nothing listed
Soil Survey Maps:	☐ enclosed	☒ not requested	☐ nothing listed

Please forward a copy of any resulting reports from this project to the office as soon as possible. Due to the sensitive nature of archaeological site location data, we ask that you do not include resource location maps and resource location descriptions in your report if the report is for public distribution. If you have any questions regarding the results presented herein, please contact the office at the phone number listed above.

The provision of CHRIS Data via this records search response does not in any way constitute public disclosure of records otherwise exempt from disclosure under the California Public Records Act or any other law, including, but not limited to, records related to archeological site information maintained by or on behalf of, or in the possession of, the State of California, Department of Parks and Recreation, State Historic Preservation Officer, Office of Historic Preservation, or the State Historical Resources Commission.

Due to processing delays and other factors, not all of the historical resource reports and resource records that have been submitted to the Office of Historic Preservation are available via this records search. Additional information may be available through the federal, state, and local agencies that produced or paid for historical resource management work in the search area. Additionally, Native American tribes have historical resource information not in the CHRIS Inventory, and you should contact the California Native American Heritage Commission for information on local/regional tribal contacts.

Should you require any additional information for the above referenced project, reference the record search number listed above when making inquiries. Requests made after initial invoicing will result in the preparation of a separate invoice.

Thank you for using the California Historical Resources Information System (CHRIS).

Sincerely,

Justin Murazzo
Researcher

Resource Detail: P-12-000098

23-0009 :: 19010021.15 CSU - Cal Poly Humboldt Parking Lot

Identifying information

Primary No.: P-12-000098
Trinomial: CA-HUM-000040
Name: Loud 40
Other IDs:

Type	*Name*
Resource Name	Loud 40

Cross-refs:

Attributes

Resource type: Site
Age: Prehistoric
Information base: Survey
Attribute codes: AP15 (Habitation debris) - .
Disclosure: Not for publication
Collections: Unknown
Accession no(s):
Facility:

General notes

Recording events

	Date	*Recorder(s)*	*Affiliation*	*Notes*
a	1/1/1918	Loud	[none]	

Associated reports

Report No.	*Year*	*Title*	*Affiliation*
S-012717		VOIDED S# report subsumed as additional citation 'a of S-45330	
S-045330	1992	Historic Property Survey Report 11th Street Reconstruction Project, City of Arcata, Humboldt County, California	

Location information

County: Humboldt
USGS quad(s): Arcata South
Address:
PLSS: T6N R1E NW¼ of SW¼ of Sec. 29 HBM
UTMs:

Management status

OTIS ID	*Prop. ID*	*OHP Unit*	*Unit Activity ID*	*Status*	*Criteria*	*Evaluator*	*Date*
641234		Investigation	ADOE-12-92-0001-0	6Y		CCPR	11/20/199
641234		Review and Com	FHWA920923A	6Y		CCPR	11/20/199

Database record metadata

	Date	*User*
Entered:	1/9/2013	muchb
Last modified:	5/12/2016	grahams

IC actions:

Date	*User*	*Action taken*
1/9/2013	muchb	auto-filled primary numbers for DNO and HUM into NWIC DB
3/29/2016	rinerg	fix recording date for Loud 1918 (was 2018)

Record status: Verified

Resource Detail: P-12-000099

23-0009 :: 19010021.15 CSU - Cal Poly Humboldt Parking Lot

Identifying information

Primary No.: P-12-000099
Trinomial: CA-HUM-000041
Name: Loud 41
Other IDs:

Type	*Name*
Resource Name	Loud 41

Cross-refs:

Attributes

Resource type: Site
Age: Prehistoric
Information base: Survey
Attribute codes: AP15 (Habitation debris)
Disclosure: Not for publication
Collections: Unknown
Accession no(s):
Facility:

General notes

Recording events

	Date	*Recorder(s)*	*Affiliation*	*Notes*
a	1/1/1918	Loud	[none]	

Associated reports

Location information

County: Humboldt
USGS quad(s): Arcata South
Address:
PLSS: T6N R1E NE¼ of SW¼ of Sec. 29 HBM
UTMs:

Management status

Database record metadata

	Date	*User*	
Entered:	1/9/2013	muchb	
Last modified:	5/12/2016	grahams	
IC actions:	*Date*	*User*	*Action taken*
	1/9/2013	muchb	auto-filled primary numbers for DNO and HUM into NWIC DB
	3/29/2016	rinerg	fix recording event for Loud 1918 (was 2018)

Record status: Verified

Resource Detail: P-12-003037

23-0009 :: 19010021.15 CSU - Cal Poly Humboldt Parking Lot

Identifying information

Primary No.: P-12-003037
Trinomial:
Name: Twin Parks Mill
Other IDs:

Type	*Name*
Resource Name	Twin Parks Mill

Cross-refs:

Attributes

Resource type: Building
Age: Historic
Information base: Survey, Other
Attribute codes: HP04 (Ancillary building); HP06 (1-3 story commercial building)
Disclosure: Unrestricted
Collections: No
Accession no(s):
Facility:

General notes

Recording events

Date	*Recorder(s)*	*Affiliation*	*Notes*
5/1/2008	Susie Van Kirk, William Rich	Roscoe & Associates	

Associated reports

Report No.	*Year*	*Title*	*Affiliation*
S-043208	2009	Historic Property Survey Report, proposed extension of Foster Avenue eastward to Sunset Avenue, City of Arcata, Project #965100 3 ENVR	

Location information

County: Humboldt
USGS quad(s): Arcata North
Address:

Address	*City*	*Assessor's parcel no.*	*Zip code*
1301 Foster Ave	Arcata	505-121-021	95521

PLSS:
UTMs:

Management status

Database record metadata

	Date	*User*	
Entered:	11/13/2014	rinerg	
Last modified:	6/22/2021	hagell	
IC actions:	*Date*	*User*	*Action taken*
	6/22/2021	hagell	added APN
	6/22/2021	hagell	edited recording event

Record status: Verified

Resource Detail: P-12-003038

23-0009 :: 19010021.15 CSU - Cal Poly Humboldt Parking Lot

Identifying information

Primary No.: P-12-003038
Trinomial:
Name: Speier Mill B
Other IDs:

Type	*Name*
Resource Name	Speier Mill B
Other	Speier Machine Shop

Cross-refs:

Attributes

Resource type: Building, Site
Age: Historic
Information base: Survey, Other
Attribute codes: HP08 (Industrial building)
Disclosure: Unrestricted
Collections: No
Accession no(s):
Facility:

General notes

Recording events

Date	*Recorder(s)*	*Affiliation*	*Notes*
5/1/2008	Susie Van Kirk, William Rich	Roscoe & Associates	

Associated reports

Report No.	*Year*	*Title*	*Affiliation*
S-043208	2009	Historic Property Survey Report, proposed extension of Foster Avenue eastward to Sunset Avenue, City of Arcata, Project #965100 3 ENVR	

Location information

County: Humboldt
USGS quad(s): Arcata North
Address:

Address	*City*	*Assessor's parcel no.*	*Zip code*
1425 Foster Ave	Arcata		95521

PLSS:
UTMs:

Management status

Database record metadata

	Date	*User*	
Entered:	11/14/2014	rinerg	
Last modified:	6/22/2016	bentonb	
IC actions:	*Date*	*User*	*Action taken*
	6/22/2016	bentonb	entered address

Record status: Verified

Resource Detail: P-12-003279

23-0009 :: 19010021.15 CSU - Cal Poly Humboldt Parking Lot

Identifying information

Primary No.: P-12-003279
Trinomial:
Name: 1825 11th St
Other IDs:

Type	*Name*
Resource Name	1825 11th St
Other	1825 #1-6 Eleventh Street
OHP Property Numb	077991
OHP PRN	DOE-12-92-0001-00
OHP PRN	FHWA920923A

Cross-refs:

Attributes

Resource type: Building
Age: Historic
Information base: Survey
Attribute codes: HP02 (Single family property)
Disclosure: Not for publication
Collections: No
Accession no(s):
Facility:

General notes

Recording events

	Date	*Recorder(s)*	*Affiliation*	*Notes*
a	4/1/1991	Kathleen Stanton	[none]	original recording

Associated reports

Report No.	*Year*	*Title*	*Affiliation*
S-045330	1992	Historic Property Survey Report 11th Street Reconstruction Project, City of Arcata, Humboldt County, California	
S-050908	2016	A Cultural Resources Investigation of the Arcata Wastewater Inflow and Infiltration Project, Arcata, Humboldt County, California	Archaeological Research and Supply Company

Location information

County: Humboldt
USGS quad(s): Arcata South
Address:

Address	*City*	*Assessor's parcel no.*	*Zip code*
1825 Eleventh Street	Aracata		95521
1825 11th St			

PLSS:
UTMs:

Management status

Database record metadata

	Date	*User*
Entered:	8/27/2015	simsa
Last modified:	10/15/2015	mikulikc

IC actions:
Record status: Verified

Resource Detail: P-12-003280

23-0009 :: 19010021.15 CSU - Cal Poly Humboldt Parking Lot

Identifying information

Primary No.: P-12-003280
Trinomial:
Name: Caldwel House / John Silva Residence
Other IDs:

Type	*Name*
Resource Name	Caldwel House / John Silva Residence
Other	1855 11th St
OHP Property Numb	077993
OHP PRN	DOE-12-92-0002-00
OHP PRN	FHWA920923A

Cross-refs:

Attributes

Resource type: Building
Age: Historic
Information base: Survey
Attribute codes: HP02 (Single family property)
Disclosure: Not for publication
Collections: No
Accession no(s):
Facility:

General notes

Recording events

	Date	*Recorder(s)*	*Affiliation*	*Notes*
a	4/1/1991	Kathleen Stanton	[none]	original recording

Associated reports

Report No.	*Year*	*Title*	*Affiliation*
S-045330	1992	Historic Property Survey Report 11th Street Reconstruction Project, City of Arcata, Humboldt County, California	
S-050908	2016	A Cultural Resources Investigation of the Arcata Wastewater Inflow and Infiltration Project, Arcata, Humboldt County, California	Archaeological Research and Supply Company

Location information

County: Humboldt
USGS quad(s): Arcata South
Address:

Address	*City*	*Assessor's parcel no.*	*Zip code*
1855 11th St	Arcata	505-221-13	95521

PLSS:
UTMs:

Management status

Database record metadata

	Date	*User*
Entered:	8/27/2015	simsa
Last modified:	10/15/2015	mikulikc

IC actions:
Record status: Verified

Resource Detail: P-12-003281

23-0009 :: 19010021.15 CSU - Cal Poly Humboldt Parking Lot

Identifying information

Primary No.: P-12-003281
Trinomial:
Name: McKenzie House
Other IDs:

Type	*Name*
Resource Name	McKenzie House
Other	1875 11th Street
OHP Property Numb	004789
OHP PRN	DOE-12-92-0003-00
OHP PRN	FHWA920923A
OHP PRN	5521-0032-0000

Cross-refs:

Attributes

Resource type: Building
Age: Historic
Information base: Survey
Attribute codes: HP02 (Single family property)
Disclosure: Not for publication
Collections: No
Accession no(s):
Facility:

General notes

Recording events

	Date	*Recorder(s)*	*Affiliation*	*Notes*
b	4/1/1991	Kathleen Stanton	[none]	update
a	2/24/1979	Susie Van Kirk	City of Arcata	HPD record

Associated reports

Report No.	*Year*	*Title*	*Affiliation*
S-045330	1992	Historic Property Survey Report 11th Street Reconstruction Project, City of Arcata, Humboldt County, California	
S-050908	2016	A Cultural Resources Investigation of the Arcata Wastewater Inflow and Infiltration Project, Arcata, Humboldt County, California	Archaeological Research and Supply Company

Location information

County: Humboldt
USGS quad(s): Arcata South
Address:

Address	*City*	*Assessor's parcel no.*	*Zip code*
1875 11th St	Arcata	505-221-03	95521

PLSS:
UTMs:

Management status

Database record metadata

	Date	*User*	
Entered:	8/27/2015	simsa	
Last modified:	10/15/2015	mikulikc	
IC actions:	*Date*	*User*	*Action taken*
	8/31/2015	simsa	Moved HPD to record

Record status: Verified

Resource Detail: P-12-003282

23-0009 :: 19010021.15 CSU - Cal Poly Humboldt Parking Lot

Identifying information

Primary No.: P-12-003282
Trinomial:
Name: Car Garage
Other IDs:

Type	*Name*
Resource Name	Car Garage
Other	1875 11th Street

Cross-refs:

Attributes

Resource type: Structure
Age: Historic
Information base: Survey
Attribute codes: HP04 (Ancillary building)
Disclosure: Not for publication
Collections: No
Accession no(s):
Facility:

General notes

Recording events

	Date	*Recorder(s)*	*Affiliation*	*Notes*
a	4/1/1991	Kathleen Stanton	[none]	original recording

Associated reports

Report No.	*Year*	*Title*	*Affiliation*
S-045330	1992	Historic Property Survey Report 11th Street Reconstruction Project, City of Arcata, Humboldt County, California	
S-050908	2016	A Cultural Resources Investigation of the Arcata Wastewater Inflow and Infiltration Project, Arcata, Humboldt County, California	Archaeological Research and Supply Company

Location information

County: Humboldt
USGS quad(s): Arcata South
Address:

Address	*City*	*Assessor's parcel no.*	*Zip code*
1875 11th Street	Arcata	505-221-03	95521

PLSS:
UTMs:

Management status

Database record metadata

	Date	*User*
Entered:	8/27/2015	simsa
Last modified:	10/15/2015	mikulikc

IC actions:
Record status: Verified

Resource Detail: P-12-003283

23-0009 :: 19010021.15 CSU - Cal Poly Humboldt Parking Lot

Identifying information

Primary No.: P-12-003283
Trinomial:
Name: Manuel and Mary Rodriguez House
Other IDs:

Type	*Name*
Resource Name	Manuel and Mary Rodriguez House
Other	1901 11th Street
OHP Property Numb	077996
OHP PRN	DOE-12-92-0003-00
OHP PRN	FHWA920923A

Cross-refs:

Attributes

Resource type: Building
Age: Historic
Information base: Survey
Attribute codes: HP02 (Single family property)
Disclosure: Not for publication
Collections: No
Accession no(s):
Facility:

General notes

Recording events

	Date	*Recorder(s)*	*Affiliation*	*Notes*
a	4/1/1991	Kathleen Stanton	[none]	original recording

Associated reports

Report No.	*Year*	*Title*	*Affiliation*
S-045330	1992	Historic Property Survey Report 11th Street Reconstruction Project, City of Arcata, Humboldt County, California	
S-052362	2018	Phase I Cultural Resource Inventory Report and Extended Phase 1 Testing for the Boughton Property Subdivision Improvement Project, Humboldt County, California	DZC Archaeology & Cultural Resource Management

Location information

County: Humboldt
USGS quad(s): Arcata South
Address:

Address	*City*	*Assessor's parcel no.*	*Zip code*
1901 11th Street	Arcata		95521

PLSS:
UTMs:

Management status

Database record metadata

	Date	*User*
Entered:	8/27/2015	simsa
Last modified:	10/15/2015	mikulikc

IC actions:
Record status: Verified

Resource Detail: P-12-003580

23-0009 :: 19010021.15 CSU - Cal Poly Humboldt Parking Lot

Identifying information

Primary No.: P-12-003580
Trinomial:
Name: MR 3; Arcata Bottom Rural Historic Landscape District
Other IDs:

Type	*Name*
Resource Name	MR 3
Resource Name	Arcata Bottom Rural Historic Landscape District

Cross-refs: Is a district with element 12-002605
Is a district with element 12-003579
Is a district with element 12-003609
Physically overlaps or intersects 12-000095
Physically overlaps or intersects 12-000096
Physically overlaps or intersects 12-000097
Physically overlaps or intersects 12-003470

Attributes

Resource type: District
Age: Historic
Information base: Survey, Other
Attribute codes: HP02 (Single family property); HP04 (Ancillary building); HP20 (Canal/aqueduct); HP32 (Rural open space); HP33 (Farm/ranch); HP37 (Highway/trail)
Disclosure: Unrestricted
Collections: No
Accession no(s):
Facility:

General notes

Recording events

	Date	*Recorder(s)*	*Affiliation*	*Notes*
a	9/1/2016	Steven Melvin, Heather Miller	JRP Historical Consulting, LLC	

Associated reports

Report No.	*Year*	*Title*	*Affiliation*
S-056673		Historical Resources Compliance Report For the Digital 299 Broadband Project, Humboldt, Trinity ahd Shasta Counties, California	Transcom Environmental, Inc.

Location information

County: Humboldt
USGS quad(s): Arcata North, Arcata South, Eureka, Tyee City
Address:
PLSS:
UTMs:

Management status

Database record metadata

	Date	*User*	
Entered:	1/11/2017	grahams	
Last modified:	5/1/2019	neala	
IC actions:	*Date*	*User*	*Action taken*
	1/11/2017	grahams	email notificiation sent 1/11/17

Record status: Verified

Resource Detail: P-12-003590

23-0009 :: 19010021.15 CSU - Cal Poly Humboldt Parking Lot

Identifying information

Primary No.: P-12-003590
Trinomial:
Name: Arcata Manufacturing Company
Other IDs:

Type	*Name*
Resource Name	Arcata Manufacturing Company
Other	Arcata Manufacturing Company Warehouse #1 & #2
Other	Arcata Manufacturing Company Warehouse

Cross-refs: Physically overlaps or intersects 12-003591
Physically overlaps or intersects 12-003592

Attributes

Resource type: Building
Age: Historic
Information base: Survey
Attribute codes: HP08 (Industrial building)
Disclosure: Unrestricted
Collections: No
Accession no(s):
Facility:

General notes

Recording events

	Date	*Recorder(s)*	*Affiliation*	*Notes*
a	5/1/2016	William Rich	William Rich and Associates	

Associated reports

Report No.	*Year*	*Title*	*Affiliation*
S-048291	2016	A Cultural Resources Investigation for the Village Student Housing Project, Located at 2905, 2725 and 2765 St. Louis Road, Arcata, Humboldt County, California	William Rich and Associates

Location information

County: Humboldt
USGS quad(s): Arcata North
Address:

Address	*City*	*Assessor's parcel no.*	*Zip code*
2905 St. Louis Road	Eureka		95521

PLSS:
UTMs: Zone 10 408785mE 4526514mN NAD83

Management status

Database record metadata

	Date	*User*	
Entered:	1/24/2017	levyd	
Last modified:	6/22/2021	hagell	
IC actions:	*Date*	*User*	*Action taken*
	1/31/2017	levyd	Notification letter sent 1/31/2017
	6/22/2021	hagell	added other identifier

Record status: Verified

Resource Detail: P-12-003608

23-0009 :: 19010021.15 CSU - Cal Poly Humboldt Parking Lot

Identifying information

Primary No.: P-12-003608
Trinomial:
Name: Ruins of Van De Nor Lumber Mill
Other IDs:

Type	*Name*
Resource Name	Ruins of Van De Nor Lumber Mill

Cross-refs:

Attributes

Resource type: Site, Other
Age: Historic
Information base: Survey
Attribute codes: AH02 (Foundations/structure pads)
Disclosure: Unrestricted
Collections: No
Accession no(s):
Facility:

General notes

Recording events

	Date	*Recorder(s)*	*Affiliation*	*Notes*
a	1/11/2016	William Rich	William Rich & Associates	

Associated reports

Report No.	*Year*	*Title*	*Affiliation*
S-048353	2016	A Cultural Resources Investigation for the Creekside Homes Annexation Project, Arcata, Humboldt County, California	William Rich and Associates

Location information

County: Humboldt
USGS quad(s): Arcata North
Address:

Address	*City*	*Assessor's parcel no.*	*Zip code*
Foster Avenue		505-161-11	

PLSS: T6N R1E NE¼ of NW¼ of Sec. 29 HBM
UTMs: Zone 10 407736mE 4526094mN NAD83 (2016)

Management status

Database record metadata

	Date	*User*
Entered:	5/23/2017	grahams
Last modified:	11/13/2017	raelync

IC actions:
Record status: Verified

Resource Detail: P-12-003609

23-0009 :: 19010021.15 CSU - Cal Poly Humboldt Parking Lot

Identifying information

Primary No.: P-12-003609
Trinomial:
Name: Arcata Spur of Humboldt Northern Railway
Other IDs:

Type	*Name*
Resource Name	Arcata Spur of Humboldt Northern Railway

Cross-refs: Is an element of district 12-003580

Attributes

Resource type: Object, Element of district
Age: Historic
Information base: Survey
Attribute codes: AH07 (Roads/trails/railroad grades)
Disclosure: Unrestricted
Collections: No
Accession no(s):
Facility:

General notes

Recording events

	Date	*Recorder(s)*	*Affiliation*	*Notes*
a	1/30/2016	William Rich	William Rich & Associates	

Associated reports

Report No.	*Year*	*Title*	*Affiliation*
S-048353	2016	A Cultural Resources Investigation for the Creekside Homes Annexation Project, Arcata, Humboldt County, California	William Rich and Associates
S-056673		Historical Resources Compliance Report For the Digital 299 Broadband Project, Humboldt, Trinity ahd Shasta Counties, California	Transcom Environmental, Inc.

Location information

County: Humboldt
USGS quad(s): Arcata North
Address:
PLSS: T6N R1E Sec. 29 HBM
UTMs: Zone 10 405591mE 4526826mN NAD83 (west 2016)
Zone 10 408063mE 4525578mN NAD83 (east 2016)

Management status

Database record metadata

	Date	*User*
Entered:	5/23/2017	grahams
Last modified:	5/1/2019	neala
IC actions:		
Record status:	Verified	

Resource List

23-0009 :: 19010021.15 CSU - Cal Poly Humboldt Parking Lot

Primary No.	Trinomial	Other IDs	Type	Age	Attribute codes	Recorded by	Reports
P-12-000098	CA-HUM-000040	Resource Name - Loud 40	Site	Prehistoric	AP15	1918 (Loud, [none])	S-012717, S-045330
P-12-000099	CA-HUM-000041	Resource Name - Loud 41	Site	Prehistoric	AP15	1918 (Loud, [none])	
P-12-003037		Resource Name - Twin Parks Mill	Building	Historic	HP04; HP06	2008 (Susie Van Kirk, William Rich, Roscoe & Associates)	S-043208
P-12-003038		Resource Name - Speier Mill B; Other - Speier Machine Shop	Building, Site	Historic	HP08	2008 (Susie Van Kirk, William Rich, Roscoe & Associates)	S-043208
P-12-003279		Resource Name - 1825 11th St; Other - 1825 #1-6 Eleventh Street; OHP Property Number - 077991; OHP PRN - DOE-12-92-0001-00; OHP PRN - FHWA920923A	Building	Historic	HP02	1991 (Kathleen Stanton, [none])	S-045330, S-050908
P-12-003280		Resource Name - Caldwel House / John Silva Residence; Other - 1855 11th St; OHP Property Number - 077993; OHP PRN - DOE-12-92-0002-00; OHP PRN - FHWA920923A	Building	Historic	HP02	1991 (Kathleen Stanton, [none])	S-045330, S-050908
P-12-003281		Resource Name - McKenzie House; Other - 1875 11th Street; OHP Property Number - 004789; OHP PRN - DOE-12-92-0003-00; OHP PRN - FHWA920923A; OHP PRN - 5521-0032-0000	Building	Historic	HP02	1979 (Susie Van Kirk, City of Arcata); 1991 (Kathleen Stanton, [none])	S-045330, S-050908
P-12-003282		Resource Name - Car Garage; Other - 1875 11th Street	Structure	Historic	HP04	1991 (Kathleen Stanton, [none])	S-045330, S-050908
P-12-003283		Resource Name - Manuel and Mary Rodriguez House; Other - 1901 11th Street; OHP Property Number - 077996; OHP PRN - DOE-12-92-0003-00; OHP PRN - FHWA920923A	Building	Historic	HP02	1991 (Kathleen Stanton, [none])	S-045330, S-052362
P-12-003580		Resource Name - MR 3; Resource Name - Arcata Bottom Rural Historic Landscape District	District	Historic	HP02; HP04; HP20; HP32; HP33; HP37	2016 (Steven Melvin, Heather Miller, JRP Historical Consulting, LLC)	S-056673

Resource List

23-0009 :: 19010021.15 CSU - Cal Poly Humboldt Parking Lot

Primary No.	Trinomial	Other IDs	Type	Age	Attribute codes	Recorded by	Reports
P-12-003590		Resource Name - Arcata Manufacturing Company; Other - Arcata Manufacturing Company Warehouse #1 & #2; Other - Arcata Manufacturing Company Warehouse	Building	Historic	HP08	2016 (William Rich, William Rich and Associates)	S-048291
P-12-003608		Resource Name - Ruins of Van De Nor Lumber Mill	Site, Other	Historic	AH02	2016 (William Rich, William Rich & Associates)	S-048353
P-12-003609		Resource Name - Arcata Spur of Humboldt Northern Railway	Object, Element of district	Historic	AH07	2016 (William Rich, William Rich & Associates)	S-048353, S-056673

Report Detail: S-000132

23-0009 :: 19010021.15 CSU - Cal Poly Humboldt Parking Lot

Identifiers

Report No.: S-000132
Other IDs:
Cross-refs:

Citation information

Author(s): David A. Fredrickson, Sonia Tamez, and Pamela R. Roberts
Year: 1975 (Mar)
Title: An Archaeological Survey of the Proposed McKinleyville Sewage Collection and Treatment Facility
Affliliation: The Anthropology Laboratory, California State College, Sonoma
No. pages:
No. maps:
Attributes: Archaeological, Field study
Inventory size: c 3660 ac + 25.50 li mi
Disclosure: Not for publication
Collections: No

General notes

There was no surface evidence of a reported prehistoric site (the "ground surface was obscured by flooding").

Associated resources

Primary No.	*Trinomial*	*Name*
P-12-000064	CA-HUM-000006	Loud 6, chumi', djome
P-12-000081	CA-HUM-000023	Loud 23, Digawethatkil - Tekewe
P-12-000083	CA-HUM-000025	Loud 25
P-12-000097	CA-HUM-000039	Loud 39, mipa't

No. resources: 4
Has informals: Yes

Location information

County(ies): Humboldt
USGS quad(s): Arcata North, Arcata South, Eureka, Tyee City
Address:
PLSS:

Database record metadata

	Date	*User*
Entered:	4/7/2005	nwic-main
Last modified:	6/11/2021	hagell

IC actions:	*Date*	*User*	*Action taken*
	4/7/2005	jay	Appended records from NWICmain bibliographic database.
	1/13/2016	hagell	edited notes
	11/13/2017	raelync	Mapped in both Rep Poly and Approx to capture that access was not granted to portions of the northern area surveyed.

Record status: Verified

Report Detail: S-000294

23-0009 :: 19010021.15 CSU - Cal Poly Humboldt Parking Lot

Identifiers

Report No.: S-000294
Other IDs:
Cross-refs:

Citation information

Author(s): Katherine Flynn and William Roop
Year: 1976 (Feb)
Title: Alliance Road, City of Arcata-Archaeological Impact Evaluation.
Affliliation: Archaeological Resource Service
No. pages:
No. maps:
Attributes: Archaeological, Field study
Inventory size: c 1.5 li mi
Disclosure: Not for publication
Collections: No

General notes

Associated resources

No. resources: 0
Has informals: No

Location information

County(ies): Humboldt
USGS quad(s): Arcata North, Arcata South

Address:	*Address*	*City*	*Assessor's parcel no.*	*Zip code*
	Alliance Road	Arcata		

PLSS:

Database record metadata

	Date	*User*
Entered:	4/7/2005	nwic-main
Last modified:	4/21/2023	YanagiG

IC actions:	*Date*	*User*	*Action taken*
	4/7/2005	jay	Appended records from NWICmain bibliographic database.
	1/6/2016	mikulikc	database incomplete: no author submitted
	5/24/2017	hagell	added month
	4/21/2023	YanagiG	GIS previously completed by simsa 1/7/2016.

Record status: Verified

Report Detail: S-000886

23-0009 :: 19010021.15 CSU - Cal Poly Humboldt Parking Lot

Identifiers

Report No.: S-000886
Other IDs:
Cross-refs: See also S-048444

Citation information

Author(s): James R. Benson, David A. Fredrickson, and Karen C. McGrew
Year: 1977 (Sep)
Title: Humboldt Bay Wastewater Authority, Regional Water Pollution Control Board Facility, Archaeological Resource Analysis: Archaeological Reconnaissance of the Humboldt Bay Area
Affliliation: Northwest Indian Cemetery Protective Association; Anthropology Department, California State College, Sonoma; Winzler & Kelly Laboratory
No. pages:
No. maps:
Attributes: Archaeological, Architectural/historical, Evaluation, Field study
Inventory size: c 60,000 ac
Disclosure: Not for publication
Collections: No

Sub-desig.: a
Author(s): James R. Benson
Year: 1977 (Sep)
Title: An Archaeological Reconnaissance of the Proposed Wastewater Interceptor and Treatment Facilities
Affiliation: Northwest Indian Cemetery Protective Association, Inc.
Report type(s): Archaeological, Field study
Inventory size: c 94,500 li ft
No. pages:
Disclosure: Not for publication
Collections: No
PDF Pages: 59-63

General notes

The maps with the report do not clearly show the areas that were included in the field survey. The authors felt that CA-HUM-10, 11, 12, & 13 were all part of a single resource. CA-HUM-515 was recorded within the project area during a later field study (S-2006, in 1980).

Associated resources

Primary No.	*Trinomial*	*Name*
P-12-000068	CA-HUM-000010	Tokolibowok
P-12-000069	CA-HUM-000011	Wadiswa
P-12-000070	CA-HUM-000012/H	Wadiswa
P-12-000071	CA-HUM-000013/H	Wadiswa
P-12-000074	CA-HUM-000016	Loud 16
P-12-000082	CA-HUM-000024	Loud 24
P-12-000086	CA-HUM-000028	Loud 28
P-12-000103	CA-HUM-000045	Loud 45
P-12-000105	CA-HUM-000047	Loud 47
P-12-000135	CA-HUM-000077/H	Loud 77, Ikso'ri
P-12-000137	CA-HUM-000079	Loud 79, Djorokegochkok
P-12-000151	CA-HUM-000093	Loud 93, Yowo
P-12-000159	CA-HUM-000102/H	Loud 102, Tolel
P-12-000365	CA-HUM-000355/H	Loud Site AL

No. resources: 14
Has informals: No

Location information

County(ies): Humboldt

Report Detail: S-000886

23-0009 :: 19010021.15 CSU - Cal Poly Humboldt Parking Lot

USGS quad(s): Arcata North, Arcata South, Crannell, Eureka, Fields Landing, Tyee City
Address:
PLSS:

Database record metadata

	Date	*User*
Entered:	4/7/2005	nwic-main
Last modified:	6/28/2017	hagell

IC actions:	*Date*	*User*	*Action taken*
	4/7/2005	jay	Appended records from NWICmain bibliographic database.
	10/30/2014	mikulikc	corrected report attributes
	9/30/2016	Hagell	edited notes
	1/10/2017	bentonb	added Crannell as a quad

Record status: Verified

Report Detail: S-011129

23-0009 :: 19010021.15 CSU - Cal Poly Humboldt Parking Lot

Identifiers

Report No.: S-011129
Other IDs:
Cross-refs:

Citation information

Author(s): James M. Roscoe
Year: 1989 (Jul)
Title: An Archaeological Investigation of Two Alternative County Jail Sites, Humboldt County, California
Affliliation:
No. pages:
No. maps:
Attributes: Archaeological, Field study
Inventory size: c 44 ac
Disclosure: Not for publication
Collections: No

General notes

Associated resources

No. resources: 0
Has informals: No

Location information

County(ies): Humboldt
USGS quad(s): Arcata North, Eureka
Address:
PLSS:

Database record metadata

	Date	*User*
Entered:	4/7/2005	nwic-main
Last modified:	1/12/2016	hagell

IC actions:	*Date*	*User*	*Action taken*
	4/7/2005	jay	Appended records from NWICmain bibliographic database.
	1/6/2016	mikulikc	database incomplete: no affiliation submitted

Record status: Verified

Report Detail: S-014208

23-0009 :: 19010021.15 CSU - Cal Poly Humboldt Parking Lot

Identifiers

Report No.: S-014208
Other IDs:
Cross-refs:

Citation information

Author(s): James M. Roscoe
Year: 1991 (Jan)
Title: An Archaeological Investigation of Assessor's Parcel 505-07-22, Arcata, California
Affliliation:
No. pages:
No. maps:
Attributes: Archaeological, Field study
Inventory size: c 0.5 ac
Disclosure: Not for publication
Collections: No

General notes

Associated resources

No. resources: 0
Has informals: No

Location information

County(ies): Humboldt
USGS quad(s): Arcata North

Address: Address	City	Assessor's parcel no.	Zip code
	Arcata	505-07-22	

PLSS: T6N R1E Sec. 29 HBM

Database record metadata

	Date	User
Entered:	4/7/2005	nwic-main
Last modified:	6/11/2021	hagell

IC actions: Date	User	Action taken
4/7/2005	jay	Appended records from NWICmain bibliographic database.
5/13/2016	mikulikc	no affiliation submitted
6/11/2021	hagell	edited address

Record status: Verified

Report Detail: S-019599

23-0009 :: 19010021.15 CSU - Cal Poly Humboldt Parking Lot

Identifiers

Report No.: S-019599
Other IDs:
Cross-refs:

Citation information

Author(s): James Roscoe and Susie Van Kirk
Year: 1996 (Nov)
Title: A Cultural Resources Study of Assessor's Parcel Numbers 21-234-06, 21-241-02, 21-251-02, Located in Arcata, California
Affliliation:
No. pages:
No. maps:
Attributes: Archaeological, Field study
Inventory size: c 5 ac
Disclosure: Not for publication
Collections: No

General notes

Associated resources

No. resources: 0
Has informals: No

Location information

County(ies): Humboldt
USGS quad(s): Arcata North, Arcata South

Address:

Address	*City*	*Assessor's parcel no.*	*Zip code*
	Arcata	21-234-06 (now -07)	
	Arcata	21-241-02	
	Arcata	21-251-02	

PLSS:

Database record metadata

	Date	*User*
Entered:	4/7/2005	nwic-main
Last modified:	1/12/2016	hagell

IC actions:

Date	*User*	*Action taken*
4/7/2005	jay	Appended records from NWICmain bibliographic database.
1/6/2016	mikulikc	no affiliation submitted
1/8/2016	neala	added current APN

Record status: Verified

Report Detail: S-037661

23-0009 :: 19010021.15 CSU - Cal Poly Humboldt Parking Lot

Identifiers

Report No.: S-037661

Other IDs:	*Type*	*Name*
	Voided	NCoIC S-25183

Cross-refs:

Citation information

Author(s): Susie Van Kirk
Year: 2001 (Jun)
Title: Historic Resources Report, Zehndner-Gilardoni Ranch
Affliliation:
No. pages:
No. maps:
Attributes: Architectural/historical, Evaluation, Field study
Inventory size:
Disclosure: Not for publication
Collections: No

General notes

Dairy structures, including: barn, storm shed, milking barn, small bull pen, fencing, corrals, silo foundations, & loading chute.

Associated resources

No. resources: 0
Has informals: Yes

Location information

County(ies): Humboldt
USGS quad(s): Arcata North, Arcata South

Address:	*Address*	*City*	*Assessor's parcel no.*	*Zip code*
	Q Street	Arcata		

PLSS:

Database record metadata

	Date	*User*
Entered:	2/24/2011	guldenj
Last modified:	1/8/2016	neala

IC actions:	*Date*	*User*	*Action taken*
	1/6/2016	mikulikc	no affiliation submitted
	1/8/2016	neala	added informal resource description

Record status: Verified

Report Detail: S-038412

23-0009 :: 19010021.15 CSU - Cal Poly Humboldt Parking Lot

Identifiers

Report No.: S-038412

Other IDs:	*Type*	*Name*
	Voided	NCoIC S-25183a

Cross-refs:

Citation information

Author(s): James Roscoe

Year: 2001 (Dec)

Title: A Cultural Resources Investigation of the Proposed Cypress Grove Development Located on "Q" Street, Arcata, California

Affliliation: Roscoe & Associates

No. pages:

No. maps:

Attributes: Archaeological, Field study

Inventory size:

Disclosure: Not for publication

Collections: No

General notes

Informal resources include: "a ground stone, hopper mortar base or cobble anvil" and three chert flakes

Associated resources

No. resources: 0

Has informals: Yes

Location information

County(ies): Humboldt

USGS quad(s): Arcata North, Arcata South

Address:	*Address*	*City*	*Assessor's parcel no.*	*Zip code*
	Q Street	Arcata		

PLSS:

Database record metadata

	Date	*User*
Entered:	1/10/2012	blacke
Last modified:	1/8/2016	neala

IC actions:	*Date*	*User*	*Action taken*
	1/8/2016	neala	added informal resources description

Record status: Verified

Report Detail: S-039891

23-0009 :: 19010021.15 CSU - Cal Poly Humboldt Parking Lot

Identifiers

Report No.: S-039891

Other IDs:	*Type*	*Name*
	Other	12FY12-0032

Cross-refs:

Citation information

Author(s): Robert McCann

Year: 2012 (Oct)

Title: Field Office Report of Cultural Resources Ground Survey Findings, Fence, Pipeline, Watering Facilities, Project #12FY12-0032, Contract/Application #74910412245

Affliliation: USDA-Natural Resources Conservation Service

No. pages:

No. maps:

Attributes: Archaeological, Field study

Inventory size:

Disclosure: Not for publication

Collections: No

General notes

Associated resources

No. resources: 0

Has informals: No

Location information

County(ies): Humboldt

USGS quad(s): Arcata North

Address:

PLSS:

Database record metadata

	Date	*User*
Entered:	1/30/2013	baileyl
Last modified:	1/12/2016	hagell

IC actions:	*Date*	*User*	*Action taken*
	1/12/2016	hagell	edited title

Record status: Verified

Report Detail: S-041918

23-0009 :: 19010021.15 CSU - Cal Poly Humboldt Parking Lot

Identifiers

Report No.: S-041918

Other IDs:

Type	*Name*
Voided	NCoIC S-24153

Cross-refs:

Citation information

Author(s): Eric Taylor and James Roscoe

Year: 1998 (Oct)

Title: A Cultural Resources Study of Assessor's Parcel Number 507-092-31, 507-071-04 and 505-012-01 the Cliff Sorensen Property, Located in Arcata, Humboldt County, California

Affliliation: Roscoe & Associates, Archaeological Consulting

No. pages:

No. maps:

Attributes: Archaeological, Field study

Inventory size: c 15 ac

Disclosure: Not for publication

Collections: No

Sub-desig.: a

Author(s): Susie Van Kirk

Year: 1998 (Nov)

Title: The Morrell-St. Louis Farmstead

Affiliation: Historic Resources Consultant

Report type(s): Architectural/historical, Evaluation, Field study

Inventory size:

No. pages: 46

Disclosure: Not for publication

Collections: No

PDF Pages: 8-53

General notes

Noted but not recorded: the Janes School house (1105 Spear Ave). The Morrell-St. Louis House, Barn, and Milk House were later recorded (assigned P#s P-12-002988, P-12-002989, and P-12-002990; 1/8/16)

Associated resources

Primary No.	*Trinomial*	*Name*
P-12-002988		Morrell-St. Louis House
P-12-002989		Morrell-St. Louis Barn
P-12-002990		Morrell-St. Louis Milk House

No. resources: 3

Has informals: Yes

Location information

County(ies): Humboldt

USGS quad(s): Arcata North

Address:

Address	*City*	*Assessor's parcel no.*	*Zip code*
1105 Spear Ave	Arcata	507-092-31	
3215 St.Louis Rd	Arcata	507-071-04	
	Arcata	505-012-01	

PLSS:

Report Detail: S-041918

23-0009 :: 19010021.15 CSU - Cal Poly Humboldt Parking Lot

Database record metadata

	Date	User	
Entered:	9/20/2013	blacke	
Last modified:	6/11/2021	hagell	
IC actions:	*Date*	*User*	*Action taken*
	1/8/2016	neala	Informal resources added to Notes field
	1/12/2016	hagell	edited notes, added P#s & additional citation
Record status:	Verified		

Report Detail: S-043208

23-0009 :: 19010021.15 CSU - Cal Poly Humboldt Parking Lot

Identifiers

Report No.: S-043208

Other IDs:

Type	*Name*
Caltrans	#965100 3 ENVR

Cross-refs:

Citation information

Author(s): Janet P. Eidsness
Year: 2009 (Feb)
Title: Historic Property Survey Report, proposed extension of Foster Avenue eastward to Sunset Avenue, City of Arcata, Project #965100 3 ENVR
Affliliation:
No. pages:
No. maps:
Attributes: Architectural/historical, Management/planning
Inventory size:
Disclosure: Not for publication
Collections: No

Sub-desig.: a
Author(s): Janet P. Eidsness
Year: 2008 (Dec)
Title: Historic Property Survey; Historical Resources Evaluation Report (HRER) for the Proposed Foster Avenue Extension Project, City of Arcada, Humboldt County, California
Affiliation: Consultant in Heritage Resources Management, with Roscoe & Associates
Report type(s): Architectural/historical, Field study
Inventory size:
No. pages:
Disclosure: Not for publication
Collections: No
PDF Pages: 8-99

Sub-desig.: b
Author(s): Janet P. Eidsness
Year: 2008 (Dec)
Title: Archaeological Survey Report (ASR) for Proposed Foster Avenue Extension Project, City of Arcata, Humboldt County, California
Affiliation: Consultant in Heritage Resources Management, with Roscoe & Associates
Report type(s): Archaeological, Field study
Inventory size:
No. pages:
Disclosure: Not for publication
Collections: No
PDF Pages: 100-201

General notes

Associated resources

Primary No.	*Trinomial*	*Name*
P-12-003037		Twin Parks Mill
P-12-003038		Speier Mill B

No. resources: 2
Has informals: No

Location information

County(ies): Humboldt

Report Detail: S-043208

23-0009 :: 19010021.15 CSU - Cal Poly Humboldt Parking Lot

USGS quad(s): Arcata North

Address:	*Address*	*City*	*Assessor's parcel no.*	*Zip code*
		Arcata	505-121-019	
		Arcata	505-121-021	

PLSS:

Database record metadata

	Date	*User*
Entered:	2/27/2014	intern2
Last modified:	11/14/2017	raelync

IC actions:	*Date*	*User*	*Action taken*
	5/20/2014	rinerg	update db and digitize
	11/14/2017	raelync	no affiliation provided for main citation;

Record status: Verified

Report Detail: S-045330

23-0009 :: 19010021.15 CSU - Cal Poly Humboldt Parking Lot

Identifiers

Report No.: S-045330

Other IDs:	*Type*	*Name*
	Voided	S-12717

Cross-refs:

Citation information

Author(s): Kathleen J. Stanton
Year: 1992 (Aug)
Title: Historic Property Survey Report 11th Street Reconstruction Project, City of Arcata, Humboldt County, California
Affliliation:
No. pages:
No. maps:
Attributes: Archaeological, Architectural/historical, Field study
Inventory size:
Disclosure: Not for publication
Collections: No

Sub-desig.: a
Author(s): Kathleen Stanton
Year: 1991 (Jun)
Title: Archaeological Report for a Reconstruction Project on 11th Street, Arcata, California
Affiliation:
Report type(s): Archaeological, Field study
Inventory size:
No. pages:
Disclosure: Not for publication
Collections: No
PDF Pages: 8-34

Sub-desig.: b
Author(s): James M. Roscoe
Year: 1991 (Aug)
Title: An Archaeological Test of the Proposed Improvements to 11th Street, Arcata, California
Affiliation:
Report type(s): Archaeological, Excavation, Field study
Inventory size:
No. pages:
Disclosure: Not for publication
Collections: No
PDF Pages: 35-42

Sub-desig.: c
Author(s): Kathleen Stanton
Year: 1992 (Aug)
Title: Historical Architectural Survey Report for a Reconstruction Project on 11th Street in the City of Arcata
Affiliation:
Report type(s): Architectural/historical, Evaluation, Field study
Inventory size:
No. pages:
Disclosure: Not for publication
Collections: No
PDF Pages: 43-53

Report Detail: S-045330

23-0009 :: 19010021.15 CSU - Cal Poly Humboldt Parking Lot

General notes

Associated resources

	Primary No.	*Trinomial*	*Name*
	P-12-000098	CA-HUM-000040	Loud 40
	P-12-003279		1825 11th St
	P-12-003280		Caldwel House / John Silva Resi
	P-12-003281		McKenzie House
	P-12-003282		Car Garage
	P-12-003283		Manuel and Mary Rodriguez Hou
No. resources:	6		
Has informals:	No		

Location information

County(ies):	Humboldt
USGS quad(s):	Arcata North
Address:	
PLSS:	

Database record metadata

	Date	*User*
Entered:	10/31/2014	chavezy
Last modified:	11/16/2017	hagell

IC actions:	*Date*	*User*	*Action taken*
	8/27/2015	simsa	database incomplete: Affiliation not submitted.
	1/12/2016	hagell	edited title
	11/14/2017	raelync	Added P-12-000098 to resources list; this report contains a complete copy of voided S-12717.

Record status: Verified

Report Detail: S-048291

23-0009 :: 19010021.15 CSU - Cal Poly Humboldt Parking Lot

Identifiers

Report No.: S-048291
Other IDs:
Cross-refs:

Citation information

Author(s): William Rich and Lynette Mullen
Year: 2016 (May)
Title: A Cultural Resources Investigation for the Village Student Housing Project, Located at 2905, 2725 and 2765 St. Louis Road, Arcata, Humboldt County, California
Affliliation: William Rich and Associates
No. pages:
No. maps:
Attributes: Archaeological, Architectural/historical, Field study
Inventory size: c 11 ac
Disclosure: Not for publication
Collections: No

General notes

Associated resources

Primary No.	*Trinomial*	*Name*
P-12-003590		Arcata Manufacturing Company
P-12-003591		2765 St. Louis Road, Arcata
P-12-003592		2905 St. Louis Road, Arcata

No. resources: 3
Has informals: No

Location information

County(ies): Humboldt
USGS quad(s): Arcata North

Address:

Address	*City*	*Assessor's parcel no.*	*Zip code*
2905 St. Louis Road	Arcata	505-02-211	95521
2725 St. Louis Road	Arcata	505-02-212	
2765 St. Souis Road	Arcata	503-37-202	
		503-37-203	
		503-37-204	
		503-37-205	
		503-37-206	

PLSS:

Database record metadata

	Date	*User*
Entered:	12/5/2016	cabrala
Last modified:	6/21/2021	hagell

IC actions:

Date	*User*	*Action taken*
12/5/2016	cabrala	Unprocessed records
1/25/2017	grahams	records processed by D. Levy on 1/24/17
6/21/2021	hagell	added acreage

Record status: Verified

Report Detail: S-048353

23-0009 :: 19010021.15 CSU - Cal Poly Humboldt Parking Lot

Identifiers

Report No.: S-048353
Other IDs:
Cross-refs:

Citation information

Author(s): William Rich and Lynette Mullen
Year: 2016 (Jan)
Title: A Cultural Resources Investigation for the Creekside Homes Annexation Project, Arcata, Humboldt County, California
Affliliation: William Rich and Associates
No. pages:
No. maps:
Attributes: Archaeological, Architectural/historical, Field study
Inventory size:
Disclosure: Not for publication
Collections: No

General notes

Associated resources

	Primary No.	*Trinomial*	*Name*
	P-12-003608		Ruins of Van De Nor Lumber Mill
	P-12-003609		Arcata Spur of Humboldt Norther

No. resources: 2
Has informals: No

Location information

County(ies): Humboldt
USGS quad(s): Arcata North
Address:
PLSS:

Database record metadata

	Date	*User*
Entered:	12/17/2016	cabrala
Last modified:	6/20/2017	rinerg

IC actions:	*Date*	*User*	*Action taken*
	12/17/2016	cabrala	Unprocessed records
	5/23/2017	grahams	records processed

Record status: Verified

Report Detail: S-050908

23-0009 :: 19010021.15 CSU - Cal Poly Humboldt Parking Lot

Identifiers

Report No.: S-050908

Other IDs:

Type	*Name*
OTIS Report Number	EPA_2018_0110_001
Other	CWSRF No 8127-110
Other	NWIC 17-1254

Cross-refs:

Citation information

Author(s): Nick Angeloff and Lynette Mullen
Year: 2016 (Jun)
Title: A Cultural Resources Investigation of the Arcata Wastewater Inflow and Infiltration Project, Arcata, Humboldt County, California
Affliliation: Archaeological Research and Supply Company
No. pages:
No. maps:
Attributes: Archaeological, Field study
Inventory size:
Disclosure: Not for publication
Collections: Yes

Sub-desig.: a
Author(s): Nick Angeloff
Year: 2017 (Nov)
Title: Addendum of: A Cultural Resources Investigation of the Arcata Wastewater Inflow And Infiltration Project, Arcata, Humboldt County, California, Addendum 1
Affiliation: Archaeological Research and Supply Company
Report type(s): Archaeological, Excavation, Field study, Management/planning
Inventory size:
No. pages:
Disclosure: Not for publication
Collections: Yes
PDF Pages: 139-174

Sub-desig.: b
Author(s): Nick Angeloff
Year: 2017 (Sep)
Title: Arcata Wastewater 1&1 Project Historic Resources Report, Amendment 2
Affiliation: Archaeological Research and Supply Company
Report type(s): Archaeological, Management/planning
Inventory size:
No. pages:
Disclosure: Not for publication
Collections: Yes
PDF Pages: 175-184

Report Detail: S-050908

23-0009 :: 19010021.15 CSU - Cal Poly Humboldt Parking Lot

Sub-desig.: c
Author(s): Julianne Polanco and Wendy Pierce
Year: 2018 (Mar)
Title: Section 106 Compliance for the City of Arcata's Inflow and Infiltration Reduction Project, Humboldt County, Clean Water State Revolving Fund Project No. 8127-110 (your letter of January 09, 2018) (EPA_2018_0110_001)
Affiliation: California Office of Historic Preservation, CA State Water Resources Control Board
Report type(s): OHP Correspondence
Inventory size:
No. pages:
Disclosure: Unrestricted
Collections: No
PDF Pages: 185-192

Sub-desig.: d
Author(s): Nick Angeloff
Year: 2017 (Nov)
Title: Monitoring and Discovery Plan for The City of Arcata CWSRF I&I Project, Humboldt County, California
Affiliation: Archaeological Research and Supply Company
Report type(s): Archaeological, Management/planning
Inventory size:
No. pages:
Disclosure: Not for publication
Collections: Yes
PDF Pages: 193-382

Sub-desig.: e
Author(s): Nick Angeloff
Year: 2017 (Dec)
Title: Data Recovery Plan for the City of Arcata CWSRF I&I Project, Humboldt County, California (8127-110)
Affiliation: Archaeological Research and Supply Company
Report type(s): Archaeological, Management/planning
Inventory size:
No. pages:
Disclosure: Not for publication
Collections: No
PDF Pages: 383-401

General notes

Associated resources

Primary No.	*Trinomial*	*Name*
P-12-000100	CA-HUM-000042	Loud 42
P-12-000101	CA-HUM-000043	Loud 43
P-12-000102	CA-HUM-000044	Loud 44
P-12-000363	CA-HUM-000351/H	[none]
P-12-000364	CA-HUM-000352	Void, see P-12-000363
P-12-001305		Campbell Creek Dam
P-12-001306		Campbell Creek corduroy road
P-12-001401		Isolate #3 - Chert Flake
P-12-002595		University Center, Humboldt Stat
P-12-002605	CA-HUM-001156H	Arcata Land Improvement 1893
P-12-002613		524-540 3rd Street
P-12-002614		513 4th Street
P-12-002615		541 4th Street
P-12-002616		304-344 F Street & 566 3rd Stre
P-12-002617		309 F Street

Report Detail: S-050908

23-0009 :: 19010021.15 CSU - Cal Poly Humboldt Parking Lot

P-12-002618	345 F Street
P-12-002619	347 F Street
P-12-002620	407 F Street & 646 Samoa Blvd
P-12-002621	414 F Street
P-12-002622	389 H Street
P-12-002623	438 H Street
P-12-002624	460 I Street, 885 5th Street, 491
P-12-002625	421 J Street
P-12-002628	1017-1117 Samoa Blvd
P-12-003050	Arcata Substation Control Buildi
P-12-003279	1825 11th St
P-12-003280	Caldwel House / John Silva Resi
P-12-003281	McKenzie House
P-12-003282	Car Garage

No. resources: 29

Has informals: No

Location information

County(ies): Humboldt

USGS quad(s): Arcata North, Arcata South

Address:	*Address*	*City*	*Assessor's parcel no.*	*Zip code*
		Arcata		

PLSS:

Database record metadata

	Date	*User*
Entered:	8/9/2018	mcgurlm
Last modified:	5/31/2022	bowlest

IC actions:	*Date*	*User*	*Action taken*
	8/9/2018	mcgurlm	Citations "a, b, c, d, e"
	1/9/2019	lucientesK	Updated report attributes of main report and additional citations.
	6/21/2021	hagell	edited title, affilifations

Record status: Verified

Report Detail: S-052362

23-0009 :: 19010021.15 CSU - Cal Poly Humboldt Parking Lot

Identifiers

Report No.: S-052362
Other IDs:
Cross-refs:

Citation information

Author(s): Dimitra Zalarvis-Chase, Elizabeth Hodges, and Thomas Ross
Year: 2018 (Jun)
Title: Phase I Cultural Resource Inventory Report and Extended Phase 1 Testing for the Boughton Property Subdivision Improvement Project, Humboldt County, California
Affliliation: DZC Archaeology & Cultural Resource Management
No. pages:
No. maps:
Attributes: Archaeological, Excavation, Field study
Inventory size:
Disclosure: Not for publication
Collections: No

General notes

Associated resources

Primary No.	*Trinomial*	*Name*
P-12-003283		Manuel and Mary Rodriguez Hou

No. resources: 1
Has informals: No

Location information

County(ies): Humboldt
USGS quad(s): Arcata South

Address: *Address*	*City*	*Assessor's parcel no.*	*Zip code*
		505-221-032	
		505-221-033	
		505-221-001	

PLSS:

Database record metadata

	Date	*User*
Entered:	5/10/2019	murazzoj
Last modified:	5/30/2019	hagell

IC actions: *Date*	*User*	*Action taken*
5/30/2019	hagell	edited affiliation

Record status: Database Complete

Report List

23-0009 :: 19010021.15 CSU - Cal Poly Humboldt Parking Lot

Report No.	Other IDs	Year	Author(s)	Title	Affiliation	Resources
S-000132		1975	David A. Fredrickson, Sonia Tamez, and Pamela R. Roberts	An Archaeological Survey of the Proposed McKinleyville Sewage Collection and Treatment Facility	The Anthropology Laboratory, California State College, Sonoma	12-000064, 12-000081, 12-000083, 12-000097
S-000294		1976	Katherine Flynn and William Roop	Alliance Road, City of Arcata-Archaeological Impact Evaluation.	Archaeological Resource Service	
S-000886		1977	James R. Benson, David A. Fredrickson, and Karen C. McGrew	Humboldt Bay Wastewater Authority, Regional Water Pollution Control Board Facility, Archaeological Resource Analysis: Archaeological Reconnaissance of the Humboldt Bay Area	Northwest Indian Cemetery Protective Association; Anthropology Department, California State College, Sonoma; Winzler & Kelly Laboratory	12-000068, 12-000069, 12-000070, 12-000071, 12-000074, 12-000082, 12-000086, 12-000103, 12-000105, 12-000135, 12-000137, 12-000151, 12-000159, 12-000365
S-000886a		1977	James R. Benson	An Archaeological Reconnaissance of the Proposed Wastewater Interceptor and Treatment Facilities	Northwest Indian Cemetery Protective Association, Inc.	
S-011129		1989	James M. Roscoe	An Archaeological Investigation of Two Alternative County Jail Sites, Humboldt County, California		
S-014208		1991	James M. Roscoe	An Archaeological Investigation of Assessor's Parcel 505-07-22, Arcata, California		
S-019599		1996	James Roscoe and Susie Van Kirk	A Cultural Resources Study of Assessor's Parcel Numbers 21-234-06, 21-241-02, 21-251-02, Located in Arcata, California		
S-037661	Voided - NCoIC S-25183	2001	Susie Van Kirk	Historic Resources Report, Zehndner-Gilardoni Ranch		
S-038412	Voided - NCoIC S-25183a	2001	James Roscoe	A Cultural Resources Investigation of the Proposed Cypress Grove Development Located on "Q" Street, Arcata, California	Roscoe & Associates	
S-039891	Other - 12FY12-0032	2012	Robert McCann	Field Office Report of Cultural Resources Ground Survey Findings, Fence, Pipeline, Watering Facilities, Project #12FY12-0032, Contract/Application #74910412245	USDA-Natural Resources Conservation Service	
S-041918	Voided - NCoIC S-24153	1998	Eric Taylor and James Roscoe	A Cultural Resources Study of Assessor's Parcel Number 507-092-31, 507-071-04 and 505-012-01 the Cliff Sorensen Property, Located in Arcata, Humboldt County, California	Roscoe & Associates, Archaeological Consulting	12-002988, 12-002989, 12-002990
S-041918a		1998	Susie Van Kirk	The Morrell-St. Louis Farmstead	Historic Resources Consultant	

Report List

23-0009 :: 19010021.15 CSU - Cal Poly Humboldt Parking Lot

Report No.	Other IDs	Year	Author(s)	Title	Affiliation	Resources
S-043208	Caltrans - #965100 3 ENVR	2009	Janet P. Eidsness	Historic Property Survey Report, proposed extension of Foster Avenue eastward to Sunset Avenue, City of Arcata, Project #965100 3 ENVR		12-003037, 12-003038
S-043208a		2008	Janet P. Eidsness	Historic Property Survey; Historical Resources Evaluation Report (HRER) for the Proposed Foster Avenue Extension Project, City of Arcada, Humboldt County, California	Consultant in Heritage Resources Management, with Roscoe & Associates	
S-043208b		2008	Janet P. Eidsness	Archaeological Survey Report (ASR) for Proposed Foster Avenue Extension Project, City of Arcata, Humboldt County, California	Consultant in Heritage Resources Management, with Roscoe & Associates	
S-045330	Voided - S-12717	1992	Kathleen J. Stanton	Historic Property Survey Report 11th Street Reconstruction Project, City of Arcata, Humboldt County, California		12-000098, 12-003279, 12-003280, 12-003281, 12-003282, 12-003283
S-045330a		1991	Kathleen Stanton	Archaeological Report for a Reconstruction Project on 11th Street, Arcata, California		
S-045330b		1991	James M. Roscoe	An Archaeological Test of the Proposed Improvements to 11th Street, Arcata, California		
S-045330c		1992	Kathleen Stanton	Historical Architectural Survey Report for a Reconstruction Project on 11th Street in the City of Arcata		
S-048291		2016	William Rich and Lynette Mullen	A Cultural Resources Investigation for the Village Student Housing Project, Located at 2905, 2725 and 2765 St. Louis Road, Arcata, Humboldt County, California	William Rich and Associates	12-003590, 12-003591, 12-003592
S-048353		2016	William Rich and Lynette Mullen	A Cultural Resources Investigation for the Creekside Homes Annexation Project, Arcata, Humboldt County, California	William Rich and Associates	12-003608, 12-003609
S-050908	Other - CWSRF No 8127-110; Other - NWIC 17-1254; OTIS Report Number - EPA_2018_0110_001	2016	Nick Angeloff and Lynette Mullen	A Cultural Resources Investigation of the Arcata Wastewater Inflow and Infiltration Project, Arcata, Humboldt County, California	Archaeological Research and Supply Company	12-000100, 12-000101, 12-000102, 12-000363, 12-000364, 12-001305, 12-001306, 12-001401, 12-002595, 12-002605, 12-002613, 12-002614, 12-002615, 12-002616, 12-002617, 12-002618, 12-002619, 12-002620, 12-002621, 12-002622, 12-002623, 12-002624, 12-002625, 12-002628, 12-003050, 12-003279, 12-003280, 12-003281, 12-003282

Report List

23-0009 :: 19010021.15 CSU - Cal Poly Humboldt Parking Lot

Report No.	Other IDs	Year	Author(s)	Title	Affiliation	Resources
S-050908a		2017	Nick Angeloff	Addendum of: A Cultural Resources Investigation of the Arcata Wastewater Inflow And Infiltration Project, Arcata, Humboldt County, California, Addendum 1	Archaeological Research and Supply Company	
S-050908b		2017	Nick Angeloff	Arcata Wastewater 1&1 Project Historic Resources Report, Amendment 2	Archaeological Research and Supply Company	
S-050908c		2018	Julianne Polanco and Wendy Pierce	Section 106 Compliance for the City of Arcata's Inflow and Infiltration Reduction Project, Humboldt County, Clean Water State Revolving Fund Project No. 8127-110 (your letter of January 09, 2018) (EPA_2018_0110_001)	California Office of Historic Preservation, CA State Water Resources Control Board	
S-050908d		2017	Nick Angeloff	Monitoring and Discovery Plan for The City of Arcata CWSRF I&I Project, Humboldt County, California	Archaeological Research and Supply Company	
S-050908e		2017	Nick Angeloff	Data Recovery Plan for the City of Arcata CWSRF I&I Project, Humboldt County, California (8127-110)	Archaeological Research and Supply Company	
S-052362		2018	Dimitra Zalarvis-Chase, Elizabeth Hodges, and Thomas Ross	Phase I Cultural Resource Inventory Report and Extended Phase 1 Testing for the Boughton Property Subdivision Improvement Project, Humboldt County, California	DZC Archaeology & Cultural Resource	12-003283

Appendix B

Tribal and Historic Society Correspondence

NATIVE AMERICAN HERITAGE COMMISSION

ACTING CHAIRPERSON
Reginald Pagaling
Chumash

SECRETARY
Sara Dutschke
Miwok

COMMISSIONER
Isaac Bojorquez
Ohlone-Costanoan

COMMISSIONER
Buffy McQuillen
Yokayo Pomo, Yuki, Nomlaki

COMMISSIONER
Wayne Nelson
Luiseño

COMMISSIONER
Stanley Rodriguez
Kumeyaay

COMMISSIONER
Vacant

COMMISSIONER
Vacant

COMMISSIONER
Vacant

EXECUTIVE SECRETARY
Raymond C. Hitchcock
Miwok, Nisenan

NAHC HEADQUARTERS
1550 Harbor Boulevard
Suite 100
West Sacramento,
California 95691
(916) 373-3710
nahc@nahc.ca.gov
NAHC.ca.gov

August 6, 2023

Roberto Mora
Ascent Environmental

Via Email to: Roberto.Mora@ascentenvironmental.com

Re: 19010021.15 CSU – Cal Poly Humboldt Parking Lot, Humboldt County

Dear Mr. Mora:

A record search of the Native American Heritage Commission (NAHC) Sacred Lands File (SLF) was completed for the information you have submitted for the above referenced project. The results were negative. However, the absence of specific site information in the SLF does not indicate the absence of cultural resources in any project area. Other sources of cultural resources should also be contacted for information regarding known and recorded sites.

Attached is a list of Native American tribes who may also have knowledge of cultural resources in the project area. This list should provide a starting place in locating areas of potential adverse impact within the proposed project area. I suggest you contact all of those indicated; if they cannot supply information, they might recommend others with specific knowledge. By contacting all those listed, your organization will be better able to respond to claims of failure to consult with the appropriate tribe. If a response has not been received within two weeks of notification, the Commission requests that you follow-up with a telephone call or email to ensure that the project information has been received.

If you receive notification of change of addresses and phone numbers from tribes, please notify me. With your assistance, we can assure that our lists contain current information.

If you have any questions or need additional information, please contact me at my email address: Cameron.vela@nahc.ca.gov.

Sincerely,

Cameron Vela

Cameron Vela
Cultural Resources Analyst
Attachment

Native American Heritage Commission
Native American Contact List
Humboldt County
8/6/2023

County	Tribe Name	Fed (F) Non-Fed (N)	Contact Person	Contact Address	Phone #	Fax #	Email Address	Cultural Affiliation	Counties	Last Updated
Humboldt	Bear River Band of Rohnerville Rancheria	F	Josefina Frank, Chairwoman	266 Keisner Road Loleta, CA, 95551	(707) 733-1900	(707) 733-1723	josefinafrank@brb-nsn.gov	Mattole, Wiyot	Humboldt, Mendocino, Trinity	5/10/2023
	Bear River Band of Rohnerville Rancheria	F	Melanie McCavour, Tribal Historic Preservation Office Director	266 Keisner Road Loleta, CA, 95551	(707) 532-0193	(707) 733-1723	thpo@brb-nsn.gov	Mattole, Wiyot	Humboldt, Mendocino, Trinity	5/10/2023
	Blue Lake Rancheria	F	Claudia Brundin, Chairperson	428 Chartin Road P.O. Box 428 Blue Lake, CA, 95525	(707) 668-5101	(707) 668-4272	lalbright@bluelakerancheria-nsn.gov	Tolowa, Wiyot, Yurok	Humboldt	
	Blue Lake Rancheria	F	Jacob Pounds, Assistant THPO	428 Chartin Road P. O. Box 428 Blue Lake, CA, 95525	(707) 668-5101		jpounds@bluelakerancheria-nsn.gov	Tolowa, Wiyot, Yurok	Humboldt	7/2/2019
	Blue Lake Rancheria	F	Daniel Holsapple, Tribal Historic Preservation Officer	428 Chartin Road P.O. Box 428 Blue Lake, CA, 95525	(707) 668-5101	(707) 668-4272	dholsapple@bluelakerancheria-nsn.gov	Tolowa, Wiyot, Yurok	Humboldt	
	Cher-Ae Heights Indian Community of the Trinidad Rancheria	F	Garth Sundberg, Chairperson	P.O. Box 630 Trinidad, CA, 95570-0630	(707) 677-0211	(707) 677-3921	gsundberg@TrinidadRancheria.com	Miwok, Tolowa, Yurok	Del Norte, Humboldt, Siskiyou	
	Hoopa Valley Tribe	F	Byron Nelson, Chairperson	P.O. Box 1348 Hoopa, CA, 95546	(530) 625-4211	(530) 625-4594	bighorn1004@hotmail.com	Hoopa	Humboldt, Trinity	
	Hoopa Valley Tribe	F	Keduescha Lara-Colegrove, THPO	P.O. Box 1348 Hoopa, CA, 95546	(530) 625-4211		hvt.thpo@gmail.com	Hoopa	Humboldt, Trinity	3/9/2021
	Wiyot Tribe	F	Marnie Atkins, Tribal Secretary	1000 Wiyot Drive Loleta, CA, 95551	(707) 733-5055		secretary@wiyot.us	Wiyot	Humboldt	4/3/2023
	Wiyot Tribe	F	Michelle Vassel, Tribal Administrator	1000 Wiyot Drive Loleta, CA, 95551	(707) 733-5055		michelle@wiyot.us	Wiyot	Humboldt	4/3/2023
	Wiyot Tribe	F	Ted Hernandez, Chairperson	1000 Wiyot Drive Loleta, CA, 95551	(707) 733-5055	(707) 733-5601	ted@wiyot.us	Wiyot	Humboldt	4/3/2023

This list is current only as of the date of this document. Distribution of this list does not relieve any person of statutory responsibility as defined in Section 7050.5 of the Health and Safety Code, Section 5097.94 of the Public Resource Section 5097.98 of the Public Resources Code.

This list is only applicable for contacting local Native Americans with regard to cultural resources assessment for the proposed 19010021.15 CSU – Cal Poly Humboldt Parking Lot, Humboldt County.

Record: PROJ-2023-003900
Report Type: List of Tribes
Counties: Humboldt
NAHC Group: All

From: Roberto Mora
To: josefinafrank@brb-nsn.gov; thpo@brb-nsn.gov
Subject: RE: Cal Poly Humboldt Parking Lot - Section 106 Project Information letter
Date: Thursday, September 21, 2023 9:42:00 AM
Attachments: image001.png
image002.png
image003.png
image004.png
image005.png
Cal Poly Humboldt Parking Lot APE.pdf

Good morning,

This email is to follow-up on a request for information regarding the Cal Poly Humboldt Parking Lot Project sent to you on September 6, 2023. A map of the APE is attached again here for your reference.

The Native American Heritage Commission has identified you as someone who may have information concerning cultural resources of tribal concern which may be present in the APE. If you or the Tribe has any knowledge of such resources within the APE, and are willing to share their nature and location, please let me know. My contact information is provided below.

Thank you for your time and attention,

Roberto Mora, RPA
Archaeologist
Pronouns: he/him/his
D 916.732.3328 | **M** 916.330.0624
roberto.mora@ascent.inc

Careers @ Ascent

Ascent
455 Capitol Mall, Suite 300
Sacramento, CA 95814
O 916.444.7301

Note: *My email address has changed, please update your address book.*

From: Roberto Mora
Sent: Wednesday, September 6, 2023 12:41 PM
To: josefinafrank@brb-nsn.gov; thpo@brb-nsn.gov
Subject: Cal Poly Humboldt Parking Lot - Section 106 Project Information letter

Greetings!

I am contacting you today as part of the cultural resources background investigation for the Cal Poly Humboldt Parking Lot Project located in Arcata, Humboldt County. Ascent has been retained to conduct a cultural resources technical study and this contact is concerning that effort. AB 52

consultation with the California State Polytechnic University, Humboldt is a separate effort that will be conducted by a representative of the University. This contact is for informational purposes to inform the cultural resources technical report, and to comply with 36 CFR 800.2 for Section 106 nexus (Army Corps of Engineers 404 permit).

Project Description

The project would involve development of a long-term parking lot at 2000 Foster Avenue in Arcata to support Cal Poly Humboldt resident students. The APE is currently vacant and approximately 0.75-mile northwest of the main campus. The APE is located on the Arcata North 7.5' USGS Topographic Quadrangle at T 06N, R 01E, Section 29. A map of the APE location is attached to this email.

Previous Investigations

A record search has been conducted at the Northwest Information Center and a pedestrian survey was completed on September 04, 2023. No indigenous archaeological resources have been previously identified within the APE and the survey was negative for the presence of indications of indigenous archaeological resources. The SLF search through the Native American Heritage Commission (NAHC) returned negative.

Information Request

The NAHC has identified you as someone who may have information concerning cultural resources of tribal concern which may be present in the APE. If you have any knowledge of such resources within the APE, and are willing to share their nature and location, please let me know so I can include that information in the cultural report. information provided regarding specific sites or Native American cultural resources will remain confidential. My contact information is provided below.

Thank you much for your time and attention,

Roberto Mora, RPA
Archaeologist
Pronouns: he/him/his
D 916.732.3328 | **M** 916.330.0624
roberto.mora@ascent.inc



Ascent
455 Capitol Mall, Suite 300
Sacramento, CA 95814
O 916.444.7301

Note: *My email address has changed, please update your address book.*

From: THPO Bear River Band
To: Roberto Mora
Subject: Re: Cal Poly Humboldt Parking Lot - Section 106 Project Information letter
Date: Thursday, September 21, 2023 12:25:11 PM

Dear Roberto,
We had requested the survey/archaeological report.
Do you have that available?
Thank you,

Melanie J. McCavour, Ph.D.
THPO, Cultural Director
Bear River Band of the Rohnerville Rancheria
707-267-4797 (c) 707-733-1900 ext. 1233

> On Sep 21, 2023, at 09:42, Roberto Mora <roberto.mora@ascent.inc> wrote:
>

From: Roberto Mora
To: gsundberg@TrinidadRancheria.com
Subject: RE: Cal Poly Humboldt Parking Lot - Section 106 Project Information letter
Date: Thursday, September 21, 2023 9:43:00 AM
Attachments: Cal Poly Humboldt Parking Lot APE.pdf
image001.png
image002.png
image003.png
image004.png
image005.png

Good morning,

This email is to follow-up on a request for information regarding the Cal Poly Humboldt Parking Lot Project sent to you on September 6, 2023. A map of the APE is attached again here for your reference.

The Native American Heritage Commission has identified you as someone who may have information concerning cultural resources of tribal concern which may be present in the APE. If you or the Tribe has any knowledge of such resources within the APE, and are willing to share their nature and location, please let me know. My contact information is provided below.

Thank you for your time and attention,

Roberto Mora, RPA
Archaeologist
Pronouns: he/him/his
D 916.732.3328 | **M** 916.330.0624
roberto.mora@ascent.inc

Careers @ Ascent

Ascent
455 Capitol Mall, Suite 300
Sacramento, CA 95814
O 916.444.7301

Note: *My email address has changed, please update your address book.*

From: Roberto Mora
Sent: Wednesday, September 6, 2023 12:43 PM
To: gsundberg@TrinidadRancheria.com
Subject: Cal Poly Humboldt Parking Lot - Section 106 Project Information letter

Greetings!

I am contacting you today as part of the cultural resources background investigation for the Cal Poly Humboldt Parking Lot Project located in Arcata, Humboldt County. Ascent has been retained to conduct a cultural resources technical study and this contact is concerning that effort. AB 52

consultation with the California State Polytechnic University, Humboldt is a separate effort that will be conducted by a representative of the University. This contact is for informational purposes to inform the cultural resources technical report, and to comply with 36 CFR 800.2 for Section 106 nexus (Army Corps of Engineers 404 permit).

Project Description

The project would involve development of a long-term parking lot at 2000 Foster Avenue in Arcata to support Cal Poly Humboldt resident students. The APE is currently vacant and approximately 0.75-mile northwest of the main campus. The APE is located on the Arcata North 7.5' USGS Topographic Quadrangle at T 06N, R 01E, Section 29. A map of the APE location is attached to this email.

Previous Investigations

A record search has been conducted at the Northwest Information Center and a pedestrian survey was completed on September 04, 2023. No indigenous archaeological resources have been previously identified within the APE and the survey was negative for the presence of indications of indigenous archaeological resources. The SLF search through the Native American Heritage Commission (NAHC) returned negative.

Information Request

The NAHC has identified you as someone who may have information concerning cultural resources of tribal concern which may be present in the APE. If you have any knowledge of such resources within the APE, and are willing to share their nature and location, please let me know so I can include that information in the cultural report. information provided regarding specific sites or Native American cultural resources will remain confidential. My contact information is provided below.

Thank you much for your time and attention,

Roberto Mora, RPA
Archaeologist
Pronouns: he/him/his
D 916.732.3328 | **M** 916.330.0624
roberto.mora@ascent.inc



Ascent
455 Capitol Mall, Suite 300
Sacramento, CA 95814
O 916.444.7301

Note: *My email address has changed, please update your address book.*

From: Michelle Vassel
To: Roberto Mora; COUNCIL Marnie Atkins; Ted Hernandez
Subject: RE: Cal Poly Humboldt Parking Lot - Section 106 Project Information letter
Date: Thursday, September 21, 2023 11:35:45 AM
Attachments: image001.png
image002.png
image003.png
image004.png
image005.png

Roberto,

The Tribal Historic Preservation Officer is the most appropriate person to contact. His name is Ted Hernandez. I have included him in this message.

--Michelle

Michelle Vassel
Pronouns: she/her/hers
Tribal Administrator
Da Rou Gawok "Everyone Working (together)"
Wiyot Tribe
1000 Wiyot Dr.
Loleta, CA 95551
(707) 733-5055 Ex 112
Fax: (707)733-5601
michelle@wiyot.us www.wiyot.us

Douwa vu Lali'yum?
Where are you going?
https://www.wiyot.us/274/Soulatluk-signs

From: Roberto Mora <roberto.mora@ascent.inc>
Sent: Thursday, September 21, 2023 9:43 AM
To: COUNCIL Marnie Atkins <secretary@wiyot.us>; Michelle Vassel <michelle@wiyot.us>; Ted Hernandez <ted@wiyot.us>
Subject: RE: Cal Poly Humboldt Parking Lot - Section 106 Project Information letter

Good morning,

This email is to follow-up on a request for information regarding the Cal Poly Humboldt Parking Lot Project sent to you on September 6, 2023. A map of the APE is attached again here for your

reference.

The Native American Heritage Commission has identified you as someone who may have information concerning cultural resources of tribal concern which may be present in the APE. If you or the Tribe has any knowledge of such resources within the APE, and are willing to share their nature and location, please let me know. My contact information is provided below.

Thank you for your time and attention,

Roberto Mora, RPA
Archaeologist
Pronouns: he/him/his
D 916.732.3328 | **M** 916.330.0624
roberto.mora@ascent.inc

Careers @ Ascent

Ascent
455 Capitol Mall, Suite 300
Sacramento, CA 95814
O 916.444.7301

Note: *My email address has changed, please update your address book.*

From: Roberto Mora
Sent: Wednesday, September 6, 2023 12:45 PM
To: secretary@wiyot.us; michelle@wiyot.us; ted@wiyot.us
Subject: Cal Poly Humboldt Parking Lot - Section 106 Project Information letter

Greetings!

I am contacting you today as part of the cultural resources background investigation for the Cal Poly Humboldt Parking Lot Project located in Arcata, Humboldt County. Ascent has been retained to conduct a cultural resources technical study and this contact is concerning that effort. AB 52 consultation with the California State Polytechnic University, Humboldt is a separate effort that will be conducted by a representative of the University. This contact is for informational purposes to inform the cultural resources technical report, and to comply with 36 CFR 800.2 for Section 106 nexus (Army Corps of Engineers 404 permit).

Project Description

The project would involve development of a long-term parking lot at 2000 Foster Avenue in Arcata to support Cal Poly Humboldt resident students. The APE is currently vacant and approximately 0.75-mile northwest of the main campus. The APE is located on the Arcata North 7.5' USGS Topographic Quadrangle at T 06N, R 01E, Section 29. A map of the APE location is attached to this email.

Previous Investigations

A record search has been conducted at the Northwest Information Center and a pedestrian survey was completed on September 04, 2023. No indigenous archaeological resources have been previously identified within the APE and the survey was negative for the presence of indications of indigenous archaeological resources. The SLF search through the Native American Heritage Commission (NAHC) returned negative.

Information Request

The NAHC has identified you as someone who may have information concerning cultural resources of tribal concern which may be present in the APE. If you have any knowledge of such resources within the APE, and are willing to share their nature and location, please let me know so I can include that information in the cultural report. information provided regarding specific sites or Native American cultural resources will remain confidential. My contact information is provided below.

Thank you much for your time and attention,

Roberto Mora, RPA
Archaeologist
Pronouns: he/him/his
D 916.732.3328 | **M** 916.330.0624
roberto.mora@ascent.inc

Careers @ Ascent

Ascent
455 Capitol Mall, Suite 300
Sacramento, CA 95814
O 916.444.7301

Note: *My email address has changed, please update your address book.*

From: Roberto Mora
To: "bighorn1004@hotmail.com"; "hvt.thpo@gmail.com"
Subject: RE: Cal Poly Humboldt Parking Lot - Section 106 Project Information letter
Date: Thursday, September 21, 2023 9:43:00 AM
Attachments: Cal Poly Humboldt Parking Lot APE.pdf
image005.png
image006.png
image007.png
image008.png
image009.png

Good morning,

This email is to follow-up on a request for information regarding the Cal Poly Humboldt Parking Lot Project sent to you on September 6, 2023. A map of the APE is attached again here for your reference.

The Native American Heritage Commission has identified you as someone who may have information concerning cultural resources of tribal concern which may be present in the APE. If you or the Tribe has any knowledge of such resources within the APE, and are willing to share their nature and location, please let me know. My contact information is provided below.

Thank you for your time and attention,

Roberto Mora, RPA
Archaeologist
Pronouns: he/him/his
D 916.732.3328 | **M** 916.330.0624
roberto.mora@ascent.inc

Careers @ Ascent

Ascent
455 Capitol Mall, Suite 300
Sacramento, CA 95814
O 916.444.7301

Note: *My email address has changed, please update your address book.*

From: Roberto Mora
Sent: Wednesday, September 6, 2023 12:43 PM
To: bighorn1004@hotmail.com; hvt.thpo@gmail.com
Subject: Cal Poly Humboldt Parking Lot - Section 106 Project Information letter

Greetings!

I am contacting you today as part of the cultural resources background investigation for the Cal Poly Humboldt Parking Lot Project located in Arcata, Humboldt County. Ascent has been retained to conduct a cultural resources technical study and this contact is concerning that effort. AB 52

consultation with the California State Polytechnic University, Humboldt is a separate effort that will be conducted by a representative of the University. This contact is for informational purposes to inform the cultural resources technical report, and to comply with 36 CFR 800.2 for Section 106 nexus (Army Corps of Engineers 404 permit).

Project Description

The project would involve development of a long-term parking lot at 2000 Foster Avenue in Arcata to support Cal Poly Humboldt resident students. The APE is currently vacant and approximately 0.75-mile northwest of the main campus. The APE is located on the Arcata North 7.5' USGS Topographic Quadrangle at T 06N, R 01E, Section 29. A map of the APE location is attached to this email.

Previous Investigations

A record search has been conducted at the Northwest Information Center and a pedestrian survey was completed on September 04, 2023. No indigenous archaeological resources have been previously identified within the APE and the survey was negative for the presence of indications of indigenous archaeological resources. The SLF search through the Native American Heritage Commission (NAHC) returned negative.

Information Request

The NAHC has identified you as someone who may have information concerning cultural resources of tribal concern which may be present in the APE. If you have any knowledge of such resources within the APE, and are willing to share their nature and location, please let me know so I can include that information in the cultural report. information provided regarding specific sites or Native American cultural resources will remain confidential. My contact information is provided below.

Thank you much for your time and attention,

Roberto Mora, RPA
Archaeologist
Pronouns: he/him/his
D 916.732.3328 | **M** 916.330.0624
roberto.mora@ascent.inc



Ascent
455 Capitol Mall, Suite 300
Sacramento, CA 95814
O 916.444.7301

Note: *My email address has changed, please update your address book.*

From: Jacob Pounds
To: Roberto Mora
Subject: RE: Cal Poly Humboldt Parking Lot - Section 106 Project Information letter
Date: Monday, September 25, 2023 10:34:50 AM
Attachments: image001.png
image006.png
image007.png
image008.png
image009.png
image010.png
image011.png

Hello Robert,

I have reviewed your information sent regarding this development.

I have no knowledge of cultural resources in the APE.

Thank you,

Jacob Pounds (he/him)
Specialist
Tribal Historic Preservation Officer
Blue Lake Rancheria Tribal EPA
707.668.5101 x1038 office
707.498.4453 cell

CONFIDENTIALITY NOTICE: This e-mail and attachment(s), if any, is for the sole use of the intended recipient(s) and may contain confidential business information protected by the trade secret privilege, the Electronic Communications Privacy Act (ECPA), and/or other legal bases as may apply. If you are not an intended recipient, please take notice that disclosure of the information contained herein is inadvertent, expressly lacks the consent of the sender, and your receipt of this e-mail does not constitute a waiver of any applicable privilege(s). In this event, please notify the sender immediately, do not disseminate any of the information contained herein to any third party, and cause all electronic and/or paper copies of this e-mail to be promptly destroyed. Thank you.

From: Roberto Mora [mailto:roberto.mora@ascent.inc]
Sent: Thursday, September 21, 2023 9:43 AM
To: Leslie Albright <lalbright@bluelakerancheria-nsn.gov>; Jacob Pounds <JPounds@bluelakerancheria-nsn.gov>; Daniel Holsapple <dholsapple@bluelakerancheria-nsn.gov>
Subject: RE: Cal Poly Humboldt Parking Lot - Section 106 Project Information letter

[EXTERNAL EMAIL] This e-mail originated from outside the Blue Lake Rancheria. Please take caution with its content and do not click links or attachments unless you recognize the sender and know that they are safe.

Good morning,

This email is to follow-up on a request for information regarding the Cal Poly Humboldt Parking Lot Project sent to you on September 6, 2023. A map of the APE is attached again here for your reference.

The Native American Heritage Commission has identified you as someone who may have information concerning cultural resources of tribal concern which may be present in the APE. If you or the Tribe has any knowledge of such resources within the APE, and are willing to share their nature and location, please let me know. My contact information is provided below.

Thank you for your time and attention,

Roberto Mora, RPA
Archaeologist
Pronouns: he/him/his
D 916.732.3328 | **M** 916.330.0624
roberto.mora@ascent.inc

ASCENT Careers @ Ascent

Ascent
455 Capitol Mall, Suite 300
Sacramento, CA 95814
O 916.444.7301

Note: *My email address has changed, please update your address book.*

From: Roberto Mora
Sent: Wednesday, September 6, 2023 12:42 PM
To: lalbright@bluelakerancheria-nsn.gov; jpounds@bluelakerancheria-nsn.gov; dholsapple@bluelakerancheria-nsn.gov
Subject: Cal Poly Humboldt Parking Lot - Section 106 Project Information letter

Greetings!

I am contacting you today as part of the cultural resources background investigation for the Cal Poly Humboldt Parking Lot Project located in Arcata, Humboldt County. Ascent has been retained to conduct a cultural resources technical study and this contact is concerning that effort. AB 52 consultation with the California State Polytechnic University, Humboldt is a separate effort that will be conducted by a representative of the University. This contact is for informational purposes to inform the cultural resources technical report, and to comply with 36 CFR 800.2 for Section 106 nexus (Army Corps of Engineers 404 permit).

Project Description

The project would involve development of a long-term parking lot at 2000 Foster Avenue in Arcata to support Cal Poly Humboldt resident students. The APE is currently vacant and approximately 0.75-mile northwest of the main campus. The APE is located on the Arcata North 7.5' USGS Topographic

Quadrangle at T 06N, R 01E, Section 29. A map of the APE location is attached to this email.

Previous Investigations

A record search has been conducted at the Northwest Information Center and a pedestrian survey was completed on September 04, 2023. No indigenous archaeological resources have been previously identified within the APE and the survey was negative for the presence of indications of indigenous archaeological resources. The SLF search through the Native American Heritage Commission (NAHC) returned negative.

Information Request

The NAHC has identified you as someone who may have information concerning cultural resources of tribal concern which may be present in the APE. If you have any knowledge of such resources within the APE, and are willing to share their nature and location, please let me know so I can include that information in the cultural report. information provided regarding specific sites or Native American cultural resources will remain confidential. My contact information is provided below.

Thank you much for your time and attention,

Roberto Mora, RPA
Archaeologist
Pronouns: he/him/his
D 916.732.3328 | **M** 916.330.0624
roberto.mora@ascent.inc

Careers @ Ascent

Ascent
455 Capitol Mall, Suite 300
Sacramento, CA 95814
O 916.444.7301

Note: *My email address has changed, please update your address book.*

CONFIDENTIALITY NOTICE: This e-mail and attachment(s), if any, is for the sole use of the intended recipient(s) and may contain confidential business information protected by the trade secret privilege, the Electronic Communications Privacy Act (ECPA), and/or other legal bases as may apply. If you are not an intended recipient, please take notice that disclosure of the information contained herein is inadvertent, expressly lacks the consent of the sender, and your receipt of this e-mail does not constitute a waiver of any applicable privilege(s). In this event, please notify the sender immediately, do not disseminate any of the information contained herein to any third party, and cause all electronic and/or paper copies of this e-mail to be promptly destroyed. Thank you.

Appendix C

DPR Forms

CONTINUATION SHEET

Page 1 **of** 1 ***Resource Name or #** (Assigned by recorder) Ruins of Van De Nor Lumber Mill
***Recorded by:** R. Mora ***Date** September 04, 2023

This update is for the Ruins of Van De Nor Lumber Mill which consists of concrete foundations. This historic era site was previously evaluated and recommended not eligible for the CRHR and NRHP (Rich 2016). This site was relocated during the 2023 survey effort, and it remains unchanged. This resource was updated as part of the Cal Poly Humboldt Parking Lot Project.

UTMs: 407718 mE/4526124 mN 10T



Photo 1. A concrete ramp directly north of the concrete foundations. Photo facing South. Taken on September 04, 2023.

Report Citations:

Mora, R. 2023. *Cultural Resources Technical Report for the Cal Poly Humboldt Parking Lot Project*. Prepared for the California State Polytechnic University, Humboldt.

Rich, W. 2016. *A Cultural Resources Investigation for the Creekside Homes Annexation Project, Arcata, Humboldt County, California*. Prepared for Streamline Planning Consultants and The Danco Group.

CONTINUATION SHEET

Page 1 **of** 1 ***Resource Name or #** (Assigned by recorder) Arcata Spur of Humboldt Northern Railway
***Recorded by:** R. Mora ***Date** September 04, 2023

This update is for the Arcata Spur of Humboldt Northern Railway which consists of a railroad grade segment. This resource was previously evaluated and recommended not eligible for the CRHR and NRHP (Rich 2016). The railroad was relocated during the 2023 survey effort, and it remains unchanged. This resource was updated as part of the Cal Poly Humboldt Parking Lot Project.

UTMs: 407768 mE/4525964 mN 10T



Photo 1. Railroad grade surrounded by dense blackberry vines. Photo facing East. Taken on September 04, 2023.

Report Citations:

Mora, R. 2023. *Cultural Resources Technical Report for the Cal Poly Humboldt Parking Lot Project*. Prepared for the California State Polytechnic University, Humboldt.

Rich, W. 2016. *A Cultural Resources Investigation for the Creekside Homes Annexation Project, Arcata, Humboldt County, California*. Prepared for Streamline Planning Consultants and The Danco Group.

Appendix D

Noise Modeling Calculations

Representative Construction Equipment and Levels Site Preparation (LEQ)

Location	Distance to Nearest Receptor in feet	Combined Predicted Noise Level (L_{eq} dBA)
threshold	741	55.0
1887 Q Street	60	82.2
2125 Foster Avenue	200	68.4

Equipment	Reference Emission Noise Levels (L_{max}) at 50 feet[1]	Usage Factor[1]
Backhoe	80	0.4
Excavator	85	0.4
Dump Truck	84	0.4

Ground Type	soft
Source Height	8
Receiver Height	5
Ground Factor[2]	0.63

Predicted Noise Level [3]	L_{eq} dBA at 50 feet[3]
Backhoe	76.0
Excavator	81.0
Dump Truck	80.0

Combined Predicted Noise Level (L_{eq} dBA at 50 feet)
84.3

Sources:

[1] Obtained from the FHWA Roadway Construction Noise Model, January 2006. Table 1.

[2] Based on Figure 6-5 from the Federal Transit Noise and Vibration Impact Assessment, 2006 (pg 6-23).

[3] Based on the following from the Federal Transit Noise and Vibration Impact Assessment, 2006 (pg 12-3).

$L_{eq}(equip) = E.L.+10*\log(U.F.) - 20*\log(D/50) - 10*G*\log(D/50)$

Where: E.L. = Emission Level;

U.F.= Usage Factor;

G = Constant that accounts for topography and ground effects (FTA 2006: pg 6-23); and

D = Distance from source to receiver.

Traffic Noise Spreadsheet Calculator

Project:

Number	Segment Description and Location: Name	From	To	Existing Conditions	Existing + Project Conditions	Δ Existing – Existing + Project
Summary of Net Changes						
1	Foster Avenue	Project Driveway	East	58.3	59.7	1.4
2	Foster Avenue	Project Driveway	West	58.3	59.1	0.8

*All modeling assumes average pavement, level roadways (less than 1.5% grade), constant traffic flow and does not account for shielding of any type or finite roadway adjustments. All levels are reported as A-weighted noise levels.

Traffic Noise Spreadsheet Calculator

Project:

Noise Level Descriptor: Leq
Site Conditions: Hard
Traffic Input: ADT
Traffic K-Factor: 10

Segment Description and Location				Input											Output				
						Distance to Directional Centerline, (feet)[4]		Traffic Distribution Characteristics							Leq,	Distance to Contour, (feet)[3]			
Number	Name	From	To	ADT	Speed (mph)	Near	Far	% Auto	% Medium	% Heavy	% Day	% Eve	% Night		(dBA)[5,6,7]	75 dBA	70 dBA	65 dBA	60 dBA
Existing Conditions																			
1	Foster Avenue	Project Driveway	East	1,090	25	10	30	97.0%	2.0%	1.0%	80.0%	15.0%	5.0%		58.3		1	4	12
2	Foster Avenue	Project Driveway	West	1,090	25	10	30	97.0%	2.0%	1.0%	80.0%	15.0%	5.0%		58.3		1	4	12

*All modeling assumes average pavement, level roadways (less than 1.5% grade), constant traffic flow and does not account for shielding of any type or finite roadway adjustments. All levels are reported as A-weighted noise levels.

Traffic Noise Spreadsheet Calculator

Project:

Noise Level Descriptor: Leq
Site Conditions: Hard
Traffic Input: ADT
Traffic K-Factor: 10

Segment Description and Location				Input											Output				
						Distance to Directional Centerline, (feet)[4]		Traffic Distribution Characteristics								Distance to Contour, (feet)[3]			
Number	Name	From	To	ADT	Speed (mph)	Near	Far	% Auto	% Medium	% Heavy	% Day	% Eve	% Night	Leq, (dBA)[5,6,7]	70 dBA	65 dBA	60 dBA	55 dBA
Existing + Project Conditions																		
1	Foster Avenue	Project Driveway	East	1,514	25	10	30	97.0%	2.0%	1.0%	80.0%	15.0%	5.0%	59.7	2	5	16	52
2	Foster Avenue	Project Driveway	West	1,302	25	10	30	97.0%	2.0%	1.0%	80.0%	15.0%	5.0%	59.1	1	4	14	44

*All modeling assumes average pavement, level roadways (less than 1.5% grade), constant traffic flow and does not account for shielding of any type or finite roadway adjustments. All levels are reported as A-weighted noise levels.

Citation #	Citations	
1	Caltrans Technical Noise Supplement. 2009 (November). Table (5-11), Pg 5-60.	Caltrans Technical Noise Supplement. 2013 (September). Table (4-2), Pg 4-17.
2	Caltrans Technical Noise Supplement. 2009 (November). Equation (5-26), Pg 5-60.	Caltrans Technical Noise Supplement. 2013 (September). Equation (4-5), Pg 4-17.
3	Caltrans Technical Noise Supplement. 2009 (November). Equation (2-16), Pg 2-32.	FHWA 2004 TNM Version 2.5
4	Caltrans Technical Noise Supplement. 2009 (November). Equation (5-11), Pg 5-47, 48.	FHWA 2004 TNM Version 2.5
5	Caltrans Technical Noise Supplement. 2009 (November). Equation (2-26), Pg 2-55, 56.	Caltrans Technical Noise Supplement. 2013 (September). Equation (2-23), Pg 2-51, 52.
6	Caltrans Technical Noise Supplement. 2009 (November). Equation (2-27), Pg 2-57.	Caltrans Technical Noise Supplement. 2013 (September). Equation (2-24), Pg 2-53.
7	Caltrans Technical Noise Supplement. 2009 (November). Pg 2-53.	Caltrans Technical Noise Supplement. 2013 (September). Pg 2-57.
8	Caltrans Technical Noise Supplement. 2009 (November). Equation (5-7), Pg 5-45.	FHWA 2004 TNM Version 2.5
9	Caltrans Technical Noise Supplement. 2009 (November). Equation (5-8), Pg 5-45.	FHWA 2004 TNM Version 2.5
10	Caltrans Technical Noise Supplement. 2009 (November). Equation (5-9), Pg 5-45.	FHWA 2004 TNM Version 2.5
11	Caltrans Technical Noise Supplement. 2009 (November). Equation (5-13), Pg 5-49.	FHWA 2004 TNM Version 2.5
12	Caltrans Technical Noise Supplement. 2009 (November). Equation (5-14), Pg 5-49.	FHWA 2004 TNM Version 2.5
13	Federal Highway Administration Traffic Noise Model Technical Manual. Report No. FHWA-PD-96-010. 1998 (January). Equation (16), Pg 67	
14	Federal Highway Administration Traffic Noise Model Technical Manual. Report No. FHWA-PD-96-010. 1998 (January). Equation (20), Pg 69	
15	Federal Highway Administration Traffic Noise Model Technical Manual. Report No. FHWA-PD-96-010. 1998 (January). Equation (18), Pg 69	

References

California Department of Transportation (Caltrans). 2009 (November). Technical Noise Supplement. Available: http://www.dot.ca.gov/hq/env/noise/pub/tens_complete.pdf. Accessed August 17, 2017.

California Department of Transportation (Caltrans). 2013 (September). Technical Noise Supplement. Available: http://www.dot.ca.gov/hq/env/noise/pub/TeNS_Sept_2013A.pdf. Accessed August 17, 2017.

Federal Highway Administration. 2004. Traffic Noise Model Version 2.5. Available: https://www.fhwa.dot.gov/environment/noise/traffic_noise_model/tnm_v25/. Accessed August 17, 2017.