CONCEPT RENDERING



KIA OF CALABASAS

24460 CALABASAS RD.
CALABASAS, CA 91302

ABBREVIATIONS

#	POUND	DIM	DIMENSION	GI	GALVANIZED IRON	OC	ON CENTER	SHT	SHEET
(E)	EXISTING	DN	DOWN	GL	GLASS	OD	OUTSIDE DIAMETER	SIM	SIMILAR
@	AT	DR	DOOR	GRD	GRADE	ODR	OVERFLOW DRAIN	SMS	SHEET METAL SCREW
AB	ANCHOR BOLT	DSP	DRY STANDPIPE	HB	HOSE BIB	OPCI	OWNER PROVIDED CONTRACTOR INSTALLED	SOG	SLAB ON GRADE
AC	ASPHALT CONCRETE	DWG(S)	DRAWING(S)	HC	HOLLOW CORE			SPECS	SPECIFICATIONS
ACM	ALUMINUM COMPOSITE METAL	E	EAST	HDF	HIGH DENSITY FIBERBOARD	OH	OVERHEAD	SPRM	SINGLE PLY ROOFING MEMBRANE
ANOD	ANODIZED	EA	EACH	HGT	HEIGHT	OPNG	OPENING	SQ	SQUARE
ADJ	ADJUSTABLE	ECP	EXTERIOR CEMENT PLASTER [STUCCO]	HM	HOLLOW METAL	OPP	OPPOSITE	SQIN	SQUARE INCH
ADR	AREA DRAIN	E-DWG(S)	ELECTRICAL DRAWING(S)	HORIZ	HORIZONTAL	O/S	OCCUPANCY SEPARATION	SQYD	SQUARE YARD
A-DWG(S)	ARCHITECTURAL DRAWING(S)	EIFS	EXTERIOR INSULATION FINISH SYSTEM	HR	HOUR	OTS	OPEN TO STRUCTURE	SS	STAINLESS STEEL
AFF	ABOVE FINISH FLOOR	EJ	EXPANSION JOINT	HWD	HARDWOOD	P/C	PRE-CAST	SSMR	STANDING SEAM METAL ROOF
AL	ALUMINUM	EL	ELEVATION	HWRE	HARDWARE	P-DWG(S)	PLUMBING DRAWING(S)	ST	STAIN(ED)
AP	ACCESS PANEL	ELEC	ELECTRICAL	ID	INSIDE DIAMETER	PFE	PORTABLE FIRE EXTINGUISHER	STD	STANDARD
ALLOW	ALLOWABLE	ELEV	ELEVATOR	IGU	INSULATED GLASS UNIT	PL	PLATE	STL	STEEL
APPROX	APPROXIMATE	EMERG	EMERGENCY	IN	INCH	P-LAM	PLASTIC LAMINATE	STRUCT	STRUCTURAL
ARCH	ARCHITECTURAL	EMR	ELEVATOR MACHINE ROOM	INSUL	INSULATION	PLYWD	PLYWOOD	SWD	SOFT WOOD
ASW	AREA SEPARATION WALL	ENCL	ENCLOSURE	INT	INTERIOR	PR	PAIR	SYM	SYMMETRICAL
BD	BOARD	EQ	EQUAL	JAN	JANITOR	PROP	PROPOSED	T	TREAD
BLDG	BUILDING	EQUIP	EQUIPMENT	JT	JOINT	PSF	POUND PER SF	T&B	TOP & BOTTOM
BLK	BLOCK	EXP	EXPANSION	KD	KNOCK-DOWN	PSI	POUND PER SQIN	T/UP	TILE-UP
BLKG	BLOCKING	EXPO	EXPOSED	KIT	KITCHEN	PT	PRESSURE TREATED	TEL	TELEPHONE
BM	BEAM	EXT	EXTERIOR	LAB	LABORATORY	PTD	PAINT(ED)	THK	THICK(NESS)
BOT	BOTTOM	FA	FIRE ALARM	LAV	LAVATORY	QT	QUARRY TILE	TOC	TOP OF CONCRETE/CURB
BRM	BEDROOM	FAR	FLOOR AREA RATIO	L-DWG(S)	LANDSCAPE DRAWING(S)	R	RISER	TOD	TOP OF DECK [STEEL OR CONCRETE]
BUR	BUILT-UP ROOFING	FDR	FLOOR DRAIN	LF	LINEAR FOOT	RA	RETURN AIR	TOG	TOP OF GRADE
CB	CATCH BASIN	FE	FIRE EXTINGUISHER	LT	LEFT	RCP	REFLECTED CEILING PLAN	TOP	TOP OF PAVEMENT
C-DWG(S)	CIVIL DRAWING(S)	FEC	FIRE EXTINGUISHER CABINET	LWT	LIGHT WEIGHT	RDR	ROOF DRAIN	TOR	TOP OF ROOF [SHEATHING]
CFM	CUBIC FEET PER MINUTE	FF	FINISH FLOOR	MAX	MAXIMUM	REF	REFERENCE	TOS	TOP OF STEEL
CFSD	COMBINATION FIRE SMOKE DAMPER	FGL	FIBER GLASS	MBATH	MASTER BATHROOM	REG	REGISTER	TOW	TOP OF [PARAPET] WALL
CI	CAST IRON	FH	FIRE HYDRANT	MBRM	MASTER BEDROOM	REINF	REINFORCED	TYP	TYPICAL
CIP	CAST IN PLACE	FHC	FIRE HOSE CABINET	MDF	MEDIUM DENSITY FIBERBOARD	REQ	REQUIRED	UG	UNDERGROUND
CL	CENTER LINE	FIN	FINISH	M-DWG(S)	MECHANICAL DRAWING(S)	RH	REVERSE HAND	UNF	UNFINISHED
CLG	CEILING	FL	FLOOR	MECH	MECHANICAL	RM	ROOM	UNO	UNLESS NOTED OTHERWISE
CLKG	CAULKING	FOC	FACE OF CONCRETE	MFR	MANUFACTURER	RO	ROUGH OPENING	UR	URINAL
CLR	CLEAR	FOF	FACE OF FINISH	MH	MANHOLE	ROW	RIGHT OF WAY	VCT	VINYL COMPOSITION TILE
CMU	CONCRETE MASONRY UNIT	FOM	FACE OF MASONRY	MF	MILL FINISH	RT	RIGHT	VERT	VERTICAL
COL	COLUMN	FOW	FACE OF WALL	MIN	MINIMUM	RUB	RUBBER	VEST	VESTIBULE
CONC	CONCRETE	FP	FIRE PROOF(ING)	MIR	MIRROR	RWD	RED WOOD	VIF	VERIFY IN FIELD
CONDOCS	CONSTRUCTION DOCUMENTS	FRP	FIBER REINFORCED PLASTIC	MISC	MISCELLANEOUS	S	SOUTH	W	WEST
CONST	CONSTRUCTION	FRT	FIRE RETARDANT TREATED	MNT	MINUTE	SA	SUPPLY AIR	W/	WITH
CONT	CONTINUOUS	FT	FOOT	MO	MASONRY OPENING	SAF	SPRAY APPLIED FIREPROOFING	W/O	WITHOUT
CPT	CARPET	FTD	FIRE TREATED	MTD	MOUNTED	SAP	SUSPENDED ACOUSTICAL PANEL	WC	WATER CLOSET
CT	CERAMIC TILE	FTG	FOOTING	MTL	METAL	SAT	SUSPENDED ACOUSTICAL TILE	WD	WOOD
CTR	CENTER	FUT	FUTURE	MUL	MULLION	SC	SOLID CORE	WD/SR	WOOD/STILE & RAIL
CUFT	CUBIC FEET	GA	GAUGE	N	NORTH	SCHED	SCHEDULE	WI	WROUGHT IRON
DDR	DECK DRAIN	GALV	GALVANIZED	NIC	NOT IN CONTRACT	SD	SMOKE DETECTOR	WP	WATER PROOFING
DEG	DEGREE	GB	GYPSUM BOARD	NO	NUMBER	S-DWG(S)	STRUCTURAL DRAWING(S)	WPT	WORK POINT
DET	DETAIL	GRM	GUEST ROOM	NOM	NOMINAL	SEC	SECOND	WSCT	WAINSCOT
DF	DRINKING FOUNTAIN	GC	GENERAL CONTRACTOR	NR	NOT RATED	SECT	SECTION	WSP	WET STANDPIPE
DIA	DIAMETER	GFRC	GLASS FIBER REINFORCED CONCRETE	NTS	NOT TO SCALE	SF	SQUARE FOOT	WT	WEIGHT

IMPERVIOUS AREA EXHIBIT

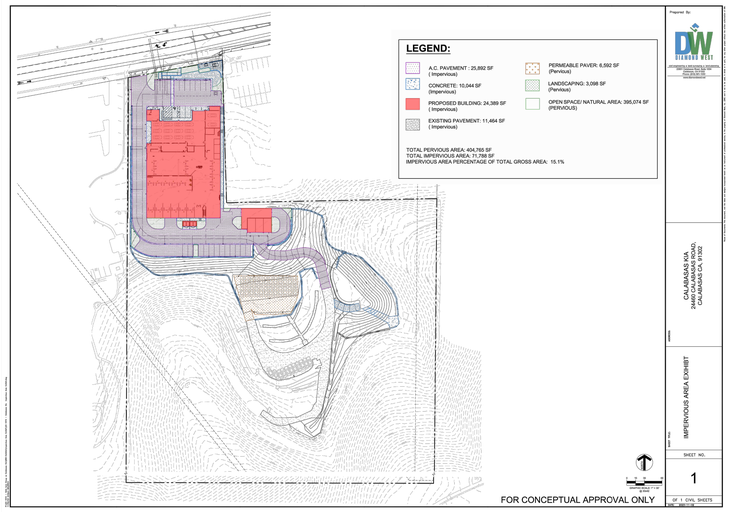

LEGAL DESCRIPTION

PARCEL A (APN 2069-009-020):
PARCEL 1 OF PARCEL MAP NO. 5932, IN THE CITY OF CALABASAS, COUNTY OF LOS ANGELES, STATE OF CALIFORNIA, AS PER MAP RECORDED IN BOOK 67, PAGES 40 AND 41 OF PARCEL MAPS, IN THE OFFICE OF THE COUNTY RECORDER OF SAID COUNTY.

PARCEL B (APN 2069-009-008):
THAT PORTION OF THE SOUTHEAST QUARTER OF SECTION 1, TOWNSHIP 1 NORTH, RANGE 17 WEST, SAN BERNARDINO BASE AND MERIDIAN, IN THE COUNTY OF LOS ANGELES, STATE OF CALIFORNIA, ACCORDING TO THE OFFICIAL PLAT OF SAID LAND FILED IN THE DISTRICT LAND OFFICE, SEPTEMBER 25, 1896, BOUNDED EASTERLY AND SOUTHERLY BY THE EASTERLY AND SOUTHERLY LINES OF SAID SOUTHEAST QUARTER, BOUNDED NORTHERLY BY THE SOUTHERLY LINE OF CALABASAS ROAD, AS IT NOW EXISTED OF RECORD ON MARCH 9, 1965, AND BOUNDED WESTERLY BY THE FOLLOWING DESCRIBED LINE:

BEGINNING AT THE INTERSECTION OF THE SOUTHERLY LINE OF SAID SOUTHEAST QUARTER WITH A LINE PARALLEL WITH AND 60 FEET WESTERLY MEASURED AT RIGHT ANGLES, FROM THE SOUTHERLY PROLONGATION OF THE WESTERLY LINE OF THE LAND DESCRIBED IN THE DEED TO THE CALABASAS SCHOOL DISTRICT OF LOS ANGELES RECORDED FEBRUARY 13, 1930 AS INSTRUMENT NO. 1724, IN BOOK 9719, PAGE 244, OF OFFICIAL RECORDS, IN THE OFFICE OF THE COUNTY RECORDER OF SAID COUNTY, SAID POINT OF INTERSECTION BEING 528.29 FEET WESTERLY MORE OR LESS FROM THE SOUTHEAST CORNER OF SAID SOUTHEAST QUARTER; THENCE NORTHERLY ALONG SAID PARALLEL LINE, TO SAID SOUTHERLY LINE OF THE LAND DESCRIBED IN SAID DEED RECORDED IN BOOK 14302, PAGE 296 OF SAID OFFICIAL RECORDS.

APPLICABLE CODE

APPLICABLE CODES:

BUILDING CODE	CBC	2019 CALIFORNIA BUILDING CODE
MECHANICAL	CMC	2019 CALIFORNIA MECHANICAL CODE
ELECTRICAL	CEC	2019 CALIFORNIA ELECTRICAL CODE
PLUMBING	CPC	2019 CALIFORNIA PLUMBING CODE
ENERGY		2019 CALIFORNIA ENERGY CODE
FIRE	CFC	2019 CALIFORNIA ENERGY CODE
GREEN	CGBSC	2019 CALIFORNIA GREEN BUILDING STANDARDS

SEPARATE SUBMITTAL

SIGNAGE:
SIGN PROGRAMS ARE SUBJECT TO APPROVAL BY THE CITY'S PLANNING COMMISSION OR POTENTIALLY THE CITY COUNCIL WITHIN THE CALABASAS ROAD DISTRICT, PURSUANT TO SECTION 17.30.080 OF THE CMC.

PUBLIC ART:
OWNER TO PROVIDE PER CHAPTER 17.24 OF THE CMC
ARTIST, LOCATION, FORM, AND MATERIAL TO BE DETERMINED.

SPRINKLER:
STRUCTURE TO BE FULLY SPRINKLERED WITH STAND PIPE AT STAIR WELL.

SYMBOLS

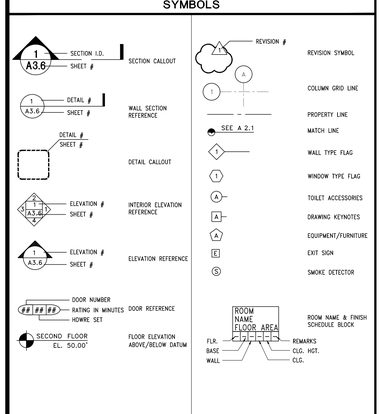

PROJECT DATA

PROJECT ADDRESS	24460 CALABASAS ROAD, CALABASAS, CA 91302	
NUMBER OF STORIES	2-STORIES + ROOF TOP PARKING	
APN	2069-009-008 2069-009-020	
LOT AREA	GROSS AREA NET AREA	476,553 SF OR 10.94 ACRES 439,766 SF OR 10.10 ACRES
FLOOR AREA RATIO	TOTAL	35,755 SF/439,766 SF = 0.08
GENERAL PLAN LAND USE	BUSINESS LIMITED INTENSITY COMMERCIAL (B-LI)	
ZONING	COMMERCIAL LIMITED (CL)	
OVERLAY ZONES	SCENIC CORRIDOR (-SC) AND COMMERCIAL AUTO RETAILER OVERLAY ZONE (-CAR)	

AREA

	GROSS AREA*		TOTAL FLOOR AREA
GROUND FLOOR	±20,983 SF	GROUND FLOOR	23,016 SF
2ND FLOOR	±10,890 SF	2ND FLOOR	23,016 SF
CARWASH	±2,117 SF	CARWASH	2,117 SF
TOTAL	±33,990 SF	TOTAL	48,149 SF

*GROSS AREA: ALL FUNCTIONAL AND HABITABLE FLOORS OF ALL STRUCTURES
SEE A0.5 FOR AREA BRAKE DOWN

TOTAL IMPERVIOUS AREA	EXISTING:	71,110 SF
	PROPOSED:	71,788 SF
SITE COVERAGE	MAIN BUILDING:	23,016 SF
	CAR WASH:	2,117 SF
	TOTAL:	25,133 SF
	LOT NET AREA:	439,766 SF
	COVERAGE RATIO:	25,133/439,766 = 5.72%

SETBACKS	NORTH:	20'
	EAST:	0'
	SOUTH:	20'
	WEST:	0'

VICINITY MAP

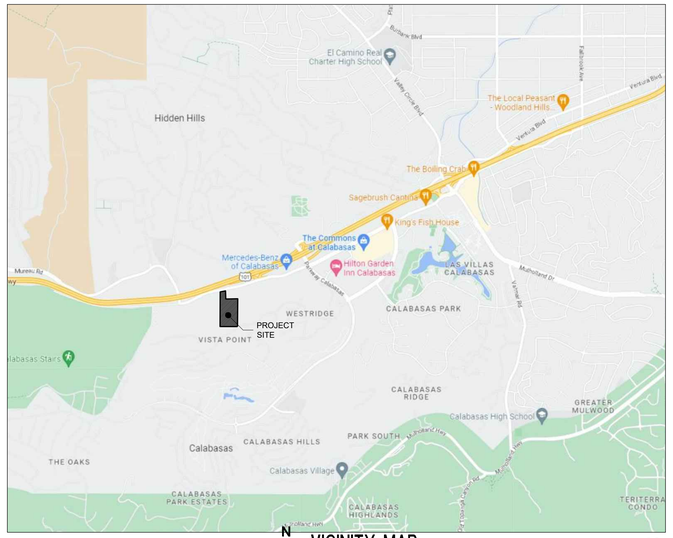

N
VICINITY MAP
SCALE: NTS
1

DRAWING SHEET INDEX

ARCHITECTURAL		
A0.0	COVER SHEET	
A0.4	ACCESSIBILITY DETAILS	
A0.5	PARKING ANALYSIS	
A1.0	SITE DETAILS	
A1.1	SITE PLAN	
A2.1	1ST FLOOR PLAN	
A2.2	2ND FLOOR PLAN	
A2.3	ROOF PLAN	
A2.4	HIGH ROOF	
A4.1	ELEVATIONS	
A4.2	ELEVATIONS	
A4.3	SITE SECTION	
A4.4	BUILDING SECTIONS	
A10.A	FINISH SCHEDULE	
A10.B	FINISH SCHEDULE	
A10.1	1ST FLOOR FFE	
A10.2	2ND FLOOR FFE	
A11.0	LIGHTING SCHEDULE	
REND.1	RENDERINGS	
REND.2	RENDERINGS	
V.I.A	VISUAL IMPACT ANALYSIS	

PROJECT

KIA OF CALABASAS

24460 CALABASAS ROAD,
CALABASAS, CA 91302

ARCHITECT

AHT
ARCHITECTS INC.
2120 Wilshire Boulevard Suite 200 Santa Monica California 90403
310.453.4431

CONSULTANTS

ARCHITECT
AHT ARCHITECTS
ATTN: PATRICK WIRZ/DON TREIMAN
2120 WILSHIRE BLVD. SUITE 200
SANTA MONICA, CA 90403
TEL: (310) 453-4431
FAX: (310) 829-5296

STRUCTURAL ENGINEER
GRIMM & CHEN STRUCTURAL ENGINEERING, INC.
ATTN: JEFF CHEN
17500 REDHILL, SUITE 240
IRVINE, CA 92614
TEL: (949) 250-3150
FAX: (949) 203-0450

MEP ENGINEER
PRO ENGINEERING CONSULTING, INC.
ATTN: RAMIN PARSI
1057 SYCAMORE
VISTA, CA 92081
TEL: (858) 240-4336
FAX: (866) 936-5447

LANDSCAPE ARCHITECT
L. NEWMAN DESIGN GROUP, INC.
ATTN: BOB BOMBARDIER
5743 CORSA AVE # 205
WESTLAKE VILLAGE, CA 91362
TEL: (818) 991-5056

CIVIL ENGINEER
DIAMOND WEST INC
ATTN: DUSTIN WOOMER
24005 VENTURA BLVD UNIT 100
CALABASAS, CA 91302
TEL: (818) 591-1050

REVISIONS

NO.	DESCRIPTION	DATE
	DRC RESUBMITTAL	06/20/23
	DRC RESUBMITTAL	02/27/24

STAMP + SIGNATURE

NOT FOR CONSTRUCTION

COPYRIGHT 2024 AHT ARCHITECTS INC.
THIS DOCUMENT, AND THE IDEAS AND DESIGNS INCORPORATED HEREIN, AS AN INSTRUMENT OF PROFESSIONAL SERVICE, IS THE PROPERTY OF AHT ARCHITECTS, INC. AND IS NOT TO BE USED IN WHOLE OR IN PART FOR ANY PROJECT OTHER THAN THE ONE IDENTIFIED HEREIN WITHOUT WRITTEN AUTHORIZATION OF AHT ARCHITECTS, INC. THIS DOCUMENT SHALL NOT BE REPRODUCED OR MODIFIED IN ANY WAY WITHOUT THE EXPRESSED WRITTEN CONSENT OF AHT ARCHITECTS, INC. ALL DRAWINGS, SPECIFICATIONS, AS WELL AS THE ARCHITECTURAL IDEAS AND CONCEPTS CONTAINED HEREIN ARE UNDER THE PROTECTION OF ALL APPLICABLE COPYRIGHT LAWS.

SHEET TITLE

COVER SHEET

DATE:	02/27/2024
SCALE:	AS NOTED
DRAWN BY:	AHT
PROJECT NUMBER	22080.00

A0.0

ACTUAL SIZE OF THIS SHEET IS 30" x 42"

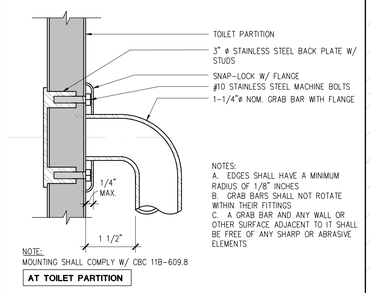

GRAB BAR ? STALL PTN. | SCALE 6"-1'-0" | 30

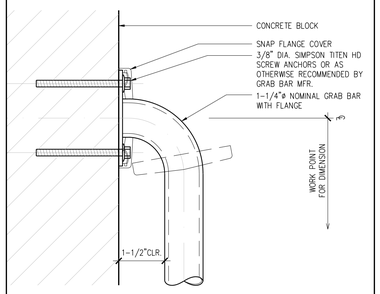

GRAB BAR ? CONC. BLK. | SCALE 6"-1'-0" | 25

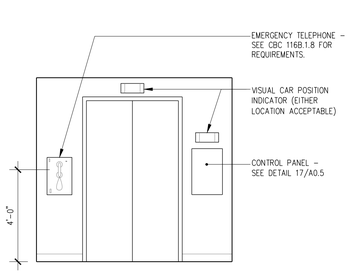

ELEVATOR CAB CONTROLS | SCALE 3/8"-1'-0" | 20

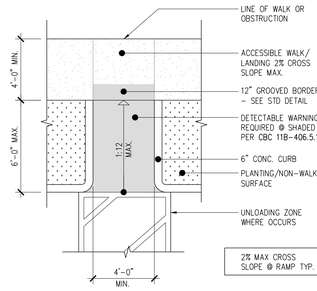

CURB RAMP | SCALE 1/4"-1'-0" | 15

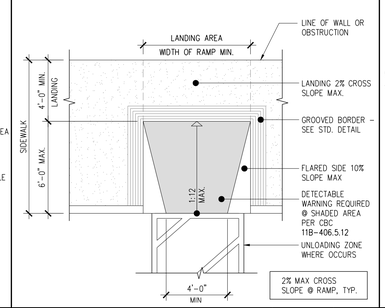

CURB RAMP | SCALE 1/4"-1'-0" | 10

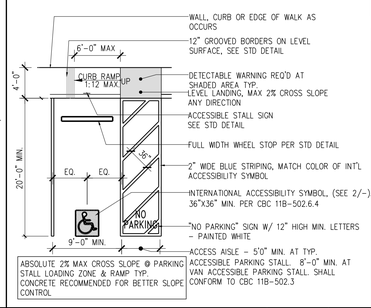

ACCESSIBLE PARKING STALL | SCALE NTS | 5

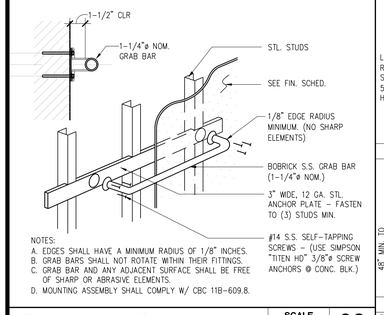

GRAB BAR ? STUD WALL | SCALE 1"-1'-0" | 29

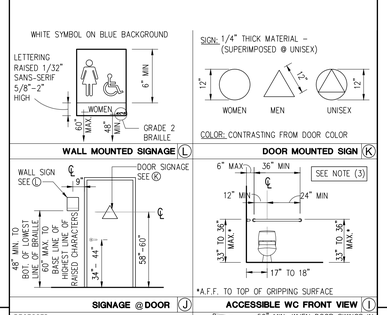

ACCESSIBLE MOUNTING HTS. | SCALE NTS | 22

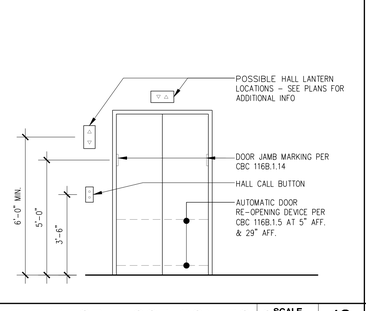

ELEVATOR FLOOR CONTROLS | SCALE 3/8"-1'-0" | 19

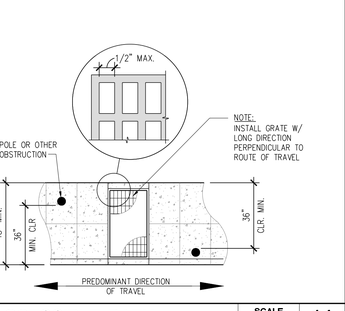

ACCESSIBLE PATH | SCALE NTS | 14

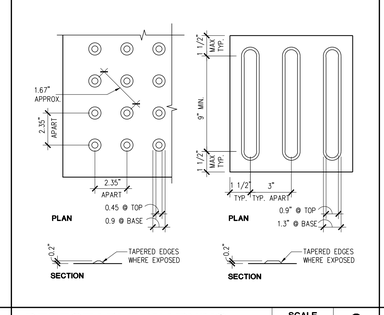

DETECTABLE WARNING | SCALE NTS | 9

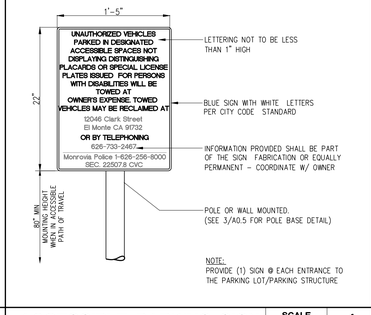

ACCESSIBLE PARKING SIGN | SCALE NTS | 4

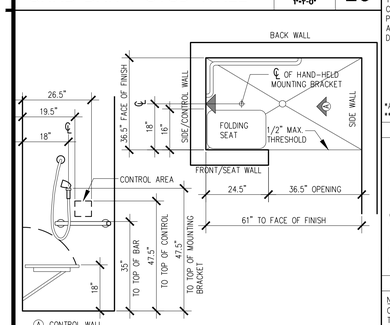

ACCESSIBLE SHOWER | SCALE 1/2"-1'-0" | 28

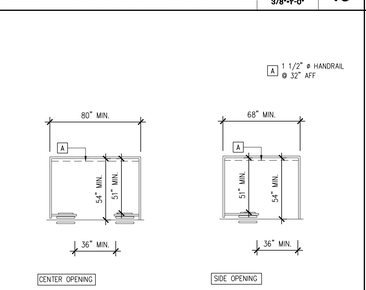

MIN. ELEV. CAB DIMENSIONS | SCALE NTS | 18

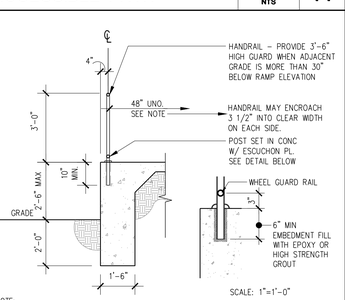

RAMP HANDRAIL | SCALE 3/8"-1'-0" | 13

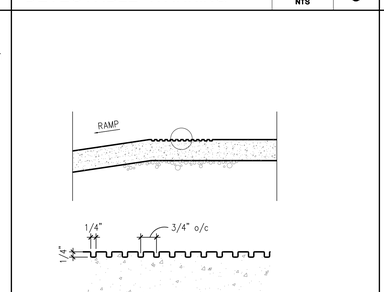

DETECTABLE WARNING | SCALE NTS | 9

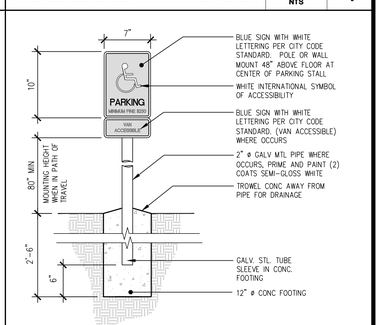

ACCESSIBLE STALL SIGN | SCALE NTS | 3

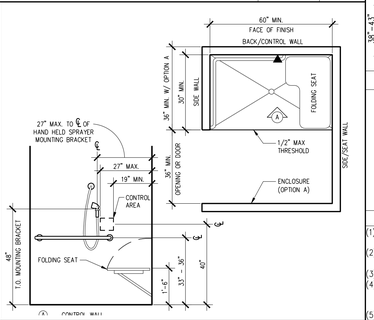

ACCESSIBLE SHOWER | SCALE NTS | 27

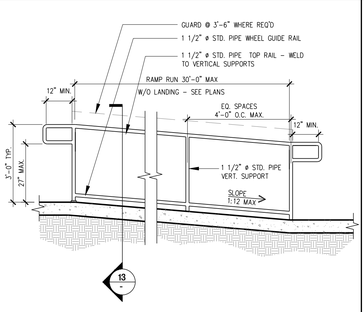

CAB CONTROL PANEL | SCALE NTS | 17

RAMP HANDRAIL | SCALE NTS | 12

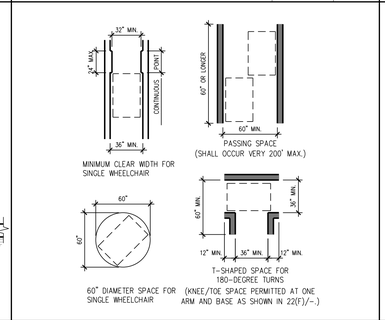

WHEELCHAIR CLEAR SPACE | SCALE NTS | 7

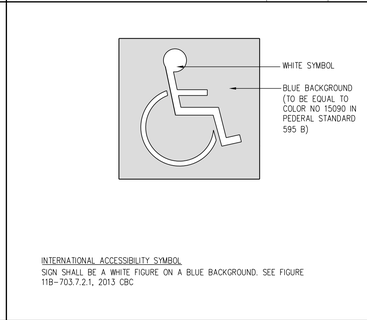

INT'L SYMBOL OF ACCESS. | SCALE NTS | 2

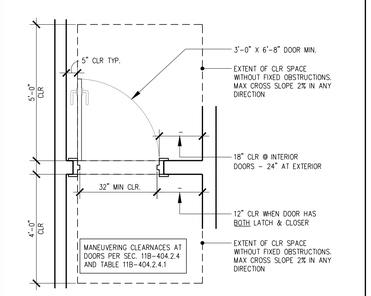

STD. CLEARANCE AT DOOR | SCALE NTS | 26

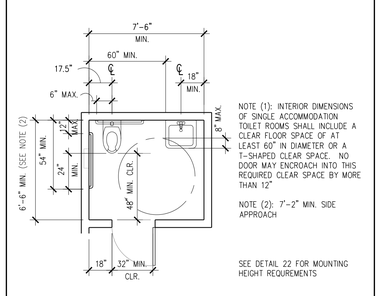

SINGLE OCCUPANT TOILET | SCALE 1/4"-1'-0" | 21

SCALE | 16

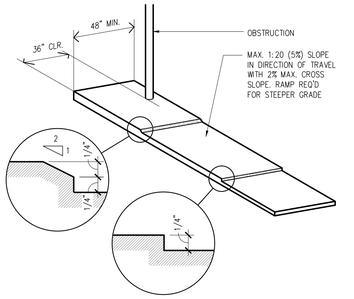

ACCESSIBLE PATH | SCALE NTS | 11

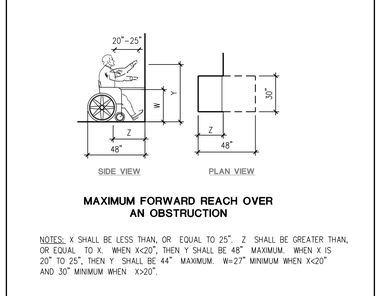

FOREWARD REACH LIMITS | SCALE NTS | 6

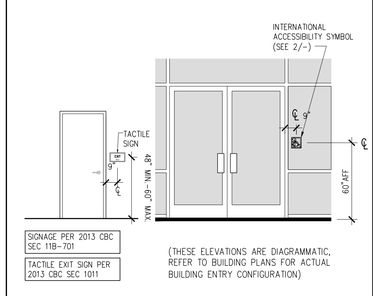

TACTILE / IAS SIGNAGE | SCALE NTS | 1

PROJECT

KIA OF CALABASAS

24460 CALABASAS ROAD, CALABASAS, CA 91302

ARCHITECT

AHT
ARCHITECTS INC.
2120 Wilshire Boulevard Suite 200
Santa Monica California 90403
310.453.4431

CONSULTANTS

ARCHITECT
AHT ARCHITECTS
ATTN: PATRICK WIRZ/DON TREIMAN
2120 WILSHIRE BLVD. SUITE 200
SANTA MONICA, CA 90403
TEL: (310) 453-4431
FAX: (310) 829-5296

STRUCTURAL ENGINEER
GRIMM & CHEN STRUCTURAL ENGINEERING, INC.
ATTN: JEFF CHEN
17500 REDHILL, SUITE 240
IRVINE, CA 92614
TEL: (949) 250-3150
FAX: (949) 203-0450

MEP ENGINEER
PRO ENGINEERING CONSULTING, INC.
ATTN: RAMIN PARSI
1057 SYCAMORE
VISTA, CA 92081
TEL: (858) 240-4336
FAX: (866) 936-5447

LANDSCAPE ARCHITECT
L. NEWMAN DESIGN GROUP, INC.
ATTN: BOB BOMBARDIER
5743 CORSA AVE • 205
WESTLAKE VILLAGE, CA 91362
TEL: (818) 991-5056

CIVIL ENGINEER
DIAMOND WEST INC
ATTN: DUSTIN WOOMER
24005 VENTURA BLVD UNIT 100
CALABASAS, CA 91302
TEL: (818) 591-1050

REVISIONS

NO.	DESCRIPTION	DATE
	DRC RESUBMITTAL	06/20/23
	DRC RESUBMITTAL	02/27/24

STAMP + SIGNATURE

NOT FOR CONSTRUCTION

COPYRIGHT 2024 AHT ARCHITECTS INC.
THIS DOCUMENT, AND THE IDEAS AND DESIGNS INCORPORATED HEREIN, AS AN INSTRUMENT OF PROFESSIONAL SERVICE, IS THE PROPERTY OF AHT ARCHITECTS, INC. AND IS NOT TO BE USED IN WHOLE OR IN PART FOR ANY PROJECT OTHER THAN THE ONE IDENTIFIED HEREIN WITHOUT WRITTEN AUTHORIZATION OF AHT ARCHITECTS, INC. THIS DOCUMENT MAY NOT BE REPRODUCED IN ANY FORM OR BY ANY MEANS WITHOUT THE EXPRESSED WRITTEN CONSENT OF AHT ARCHITECTS, INC. ALL DRAWINGS, SPECIFICATIONS, AS WELL AS THE ARCHITECTURAL IDEAS AND CONCEPTS DESCRIBED HEREIN ARE UNDER THE PROTECTION OF ALL APPLICABLE COPYRIGHT LAWS.

SHEET TITLE

STANDARD ACCESSIBILITY DETAILS

DATE:	02/27/2024
SCALE:	AS NOTED
DRAWN BY:	AHT
PROJECT NUMBER	22080.00

A0.4

ACTUAL SIZE OF THIS SHEET IS 30" X 42"

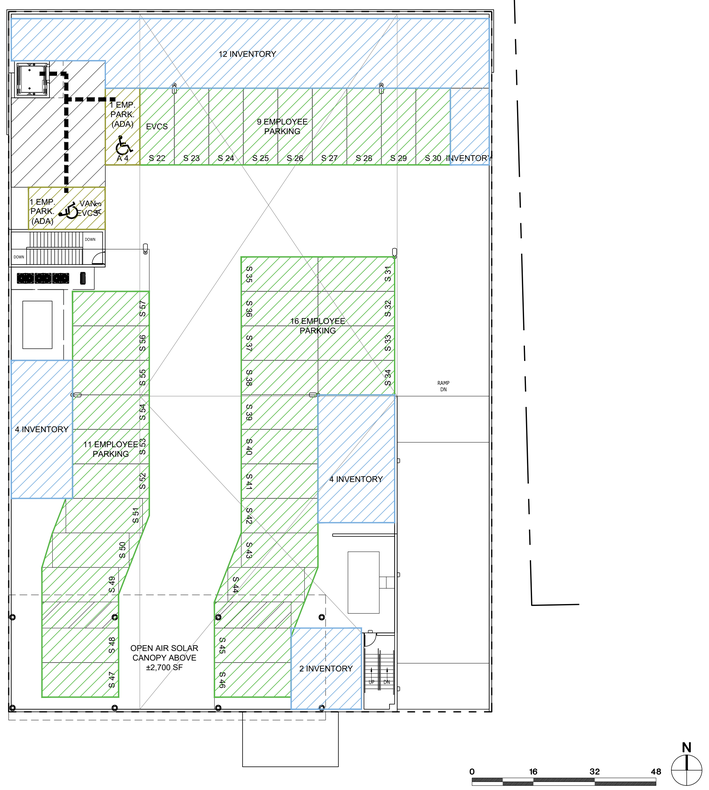

3RD FLOOR PARKING | SCALE 1/16" = 1'-0" | 1

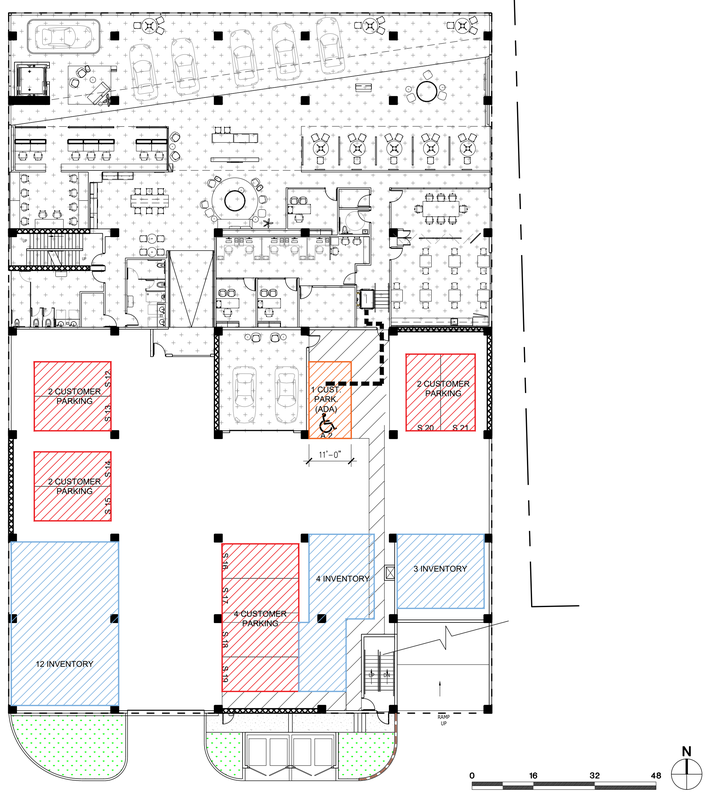

2ND FLOOR PARKING | SCALE 1/16" = 1'-0" | 1

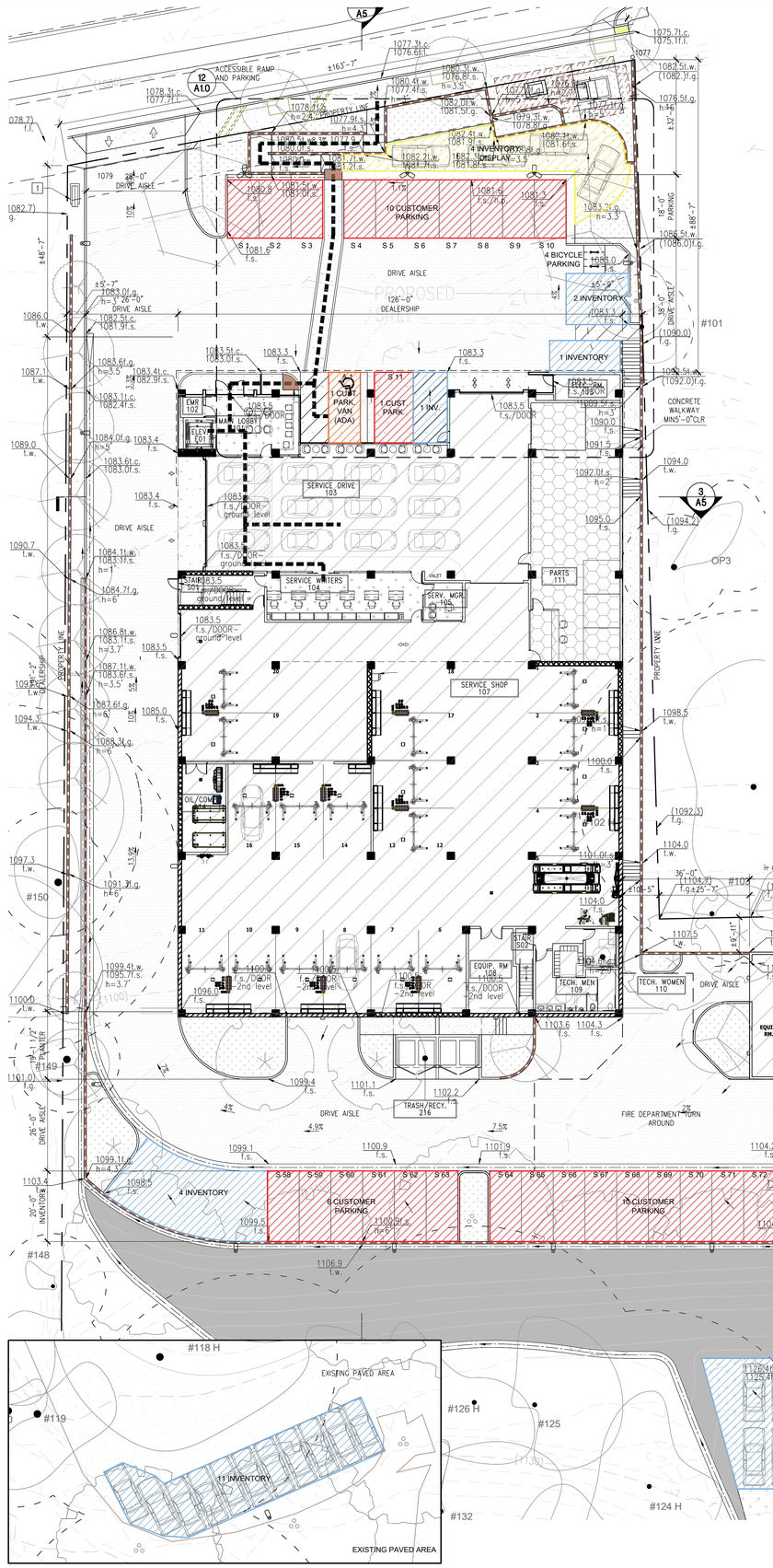

GROUND FLOOR/SITE PARKING | SCALE 1/16" = 1'-0" | 1

LEGEND

- CUSTOMER PARKING
- CUSTOMER PARKING (ADA)
- EMPLOYEE PARKING
- EMPLOYEE PARKING (ADA)
- DISPLAY
- INVENTORY
- ACCESSIBLE PATH
- A BICYCLE PARKING, SEE 3/A1.0 FOR ADDITIONAL INFORMATION
- STANDARD PARKING, 9'X20' SEE 1/A1.0 FOR ADDITIONAL INFORMATION
- ACCESSIBLE PARKING, 9'X20' SEE 5/A0.4 FOR ADDITIONAL INFORMATION
- RETAINING WALL, HEIGHT VARIES, 6'-0" MAX HEIGHT SEE CIVIL DRAWINGS FOR ADDITIONAL INFORMATION
- PROPERTY LINE
- SHOWROOM /OFFICE
- SERVICE
- PARTS DEPARTMENT
- OUTDOOR DISPLAY
- LANDSCAPE, SEE LANDSCAPE DWGS. FOR ADD. INFORMATION
- AC PAVEMENT
- CONCRETE
- EXISTING PAVEMENT
- VARIOUS TREES, SEE LANDSCAPE DRAWINGS

PARKING ANALYSIS

REQ. PARKING ANALYSIS

	SHOWROOM/ OFFICE	SERVICE	PARTS DEPARTMENT	OUTDOOR DISPLAY	TOTAL
GROUND FLOOR	1,314	18,253	1,890	969	
SECOND FLOOR	11,188	0	0	0	
ROOF	0	0	0	0	
CAR WASH	0	2,117	0	0	
TOTAL	12,502	20,370	1,890	969	
REQ. PARKING RATIO	450	500	300	2,000	
REQ. PARKING	28	41	7	1	77
REQUIRED ACCESSIBLE PARKING					4
REQUIRED BICYCLE PARKING				5% OF VEHICLE PARKING	4

PARKING ANALYSIS

	CUSTOMER PARKING (STANDARD)	CUSTOMER PARKING (ADA)	EMPLOYEE PARKING	EMPLOYEE PARKING (ADA)	TOTAL
GROUND FLOOR	11	1	0	0	12
SECOND FLOOR	10	1	0	0	11
ROOF	0	0	36	2	38
SITE	16	0	0	0	16
TOTAL	37	2	36	2	77
ACCESSIBLE PARKING					4
BICYCLE PARKING					4

DISPLAY/INVENTORY SPACES PROVIDED

	DISPLAY	INVENTORY	TOTAL
GROUND FLOOR	4	4	8
SECOND FLOOR	0	19	19
ROOF	0	22	22
SITE	0	39	39
TOTAL	4	84	88

GENERAL NOTE

1. THIS SHEET IS FOR PARKING COUNT ANALYSIS. SEE A1.1 FOR SITE PLAN, A2.X SHEETS FOR PLANS, CIVIL DRAWINGS FOR ADDITIONAL SITE INFORMATION INFORMATION AND LANDSCAPE DRAWINGS FOR LANDSCAPING INFORMATION.

GENERAL NOTE

1. MONUMENT SIGN, SEPARATE SUBMITTAL
2. ACCESSIBLE RAMP AND PARKING, SEE 12/A1.0

PROJECT

KIA OF CALABASAS

24460 CALABASAS ROAD, CALABASAS, CA 91302

ARCHITECT

AHT ARCHITECTS INC.
2120 Wilshire Boulevard Suite 200 Santa Monica California 90403
310.453.4431

CONSULTANTS

ARCHITECT
AHT ARCHITECTS
ATTN: PATRICK WIRZ/DON TREIMAN
2120 WILSHIRE BLVD. SUITE 200
SANTA MONICA, CA 90403
TEL: (310) 453-4431
FAX: (310) 829-5296

STRUCTURAL ENGINEER
GRIMM & CHEN STRUCTURAL ENGINEERING, INC.
ATTN: JEFF CHEN
17500 REDHILL, SUITE 240
IRVINE, CA 92614
TEL: (949) 250-3150
FAX: (949) 203-0450

MEP ENGINEER
PRO ENGINEERING CONSULTING, INC.
ATTN: RAMIN PARSI
1057 SYCAMORE
VISTA, CA 92081
TEL: (858) 240-4336
FAX: (866) 936-5447

LANDSCAPE ARCHITECT
L. NEWMAN DESIGN GROUP, INC.
ATTN: BOB BOMBARDIER
5743 CORSA AVE • 205
WESTLAKE VILLAGE, CA 91362
TEL: (818) 991-5056

CIVIL ENGINEER
DIAMOND WEST INC
ATTN: DUSTIN WOOMER
24005 VENTURA BLVD UNIT 100
CALABASAS, CA 91302
TEL: (818) 591-1050

REVISIONS

NO.	DESCRIPTION	DATE
	DRC RESUBMITTAL	06/20/23
	DRC RESUBMITTAL	02/27/24

STAMP + SIGNATURE

NOT FOR CONSTRUCTION

COPYRIGHT 2024 AHT ARCHITECTS INC.
THIS DOCUMENT, AND THE IDEAS AND DESIGNS INCORPORATED HEREIN, AS AN INSTRUMENT OF PROFESSIONAL SERVICE, IS THE PROPERTY OF AHT ARCHITECTS, INC. AND IS NOT TO BE USED IN WHOLE OR IN PART FOR ANY PROJECT OTHER THAN THE ONE IDENTIFIED HEREIN WITHOUT WRITTEN AUTHORIZATION OF AHT ARCHITECTS, INC. THIS DOCUMENT SHALL NOT BE REPRODUCED OR MODIFIED IN ANY WAY WITHOUT THE EXPRESSED WRITTEN CONSENT OF AHT ARCHITECTS, INC. ALL DRAWINGS, SPECIFICATIONS, AS WELL AS THE ARCHITECTURAL WORKS EMBODIED THEREIN, ARE UNDER THE PROTECTION OF ALL APPLICABLE COPYRIGHT LAWS.

SHEET TITLE

AREA SUMMARY/ PARKING ANALYSIS

DATE:	02/27/2024
SCALE:	AS NOTED
DRAWN BY:	AHT
PROJECT NUMBER	22080.00

A0.5

ACTUAL SIZE OF THIS SHEET IS 30" X 42"

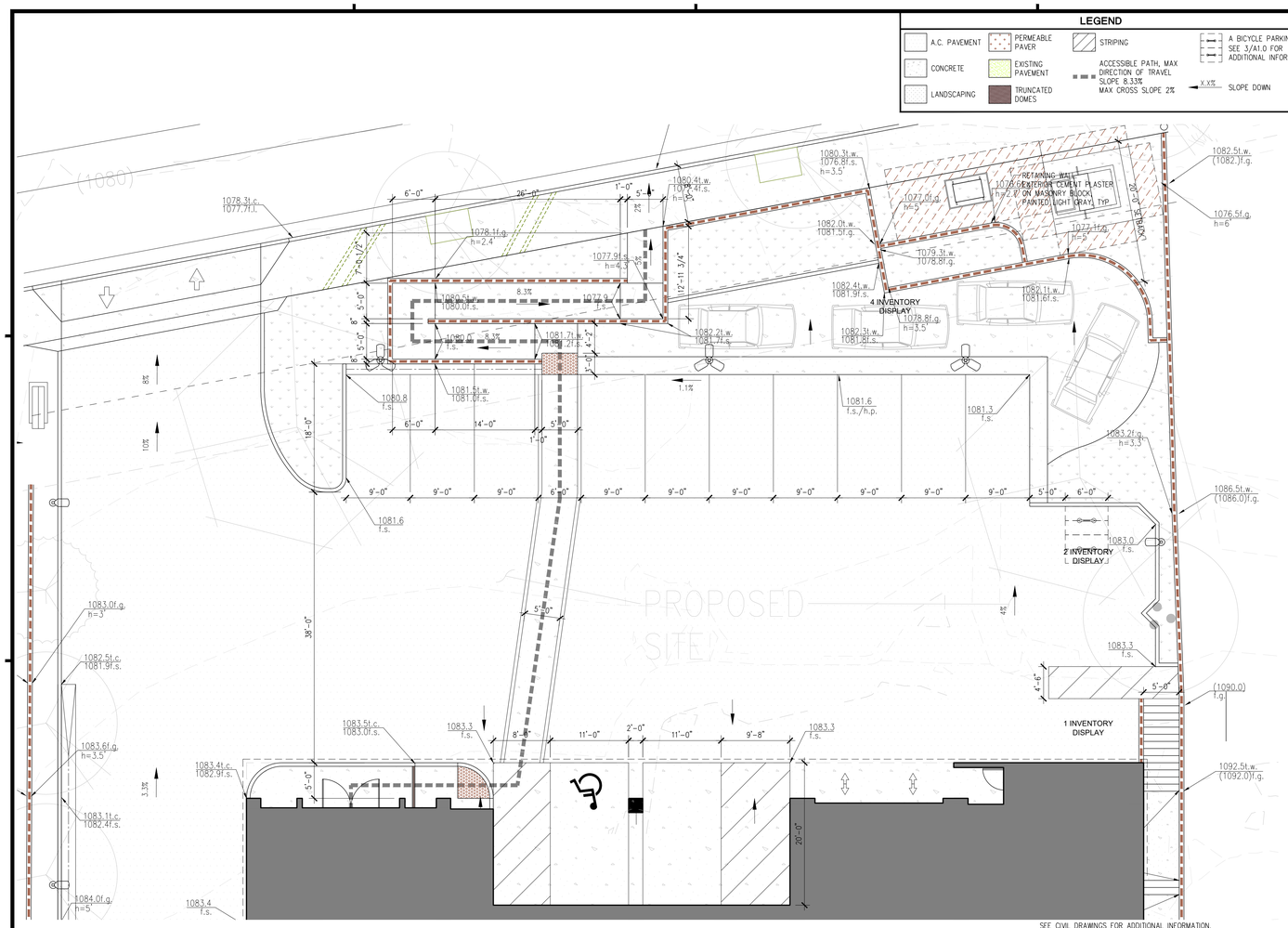

ENLARGED PARKING AND RAMP — SCALE 1/8" = 1'-0" — 12

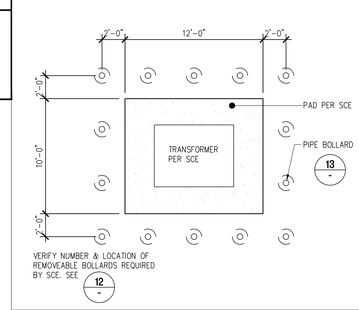

XFMR PAD — SCALE 3/16"=1'-0" — 10

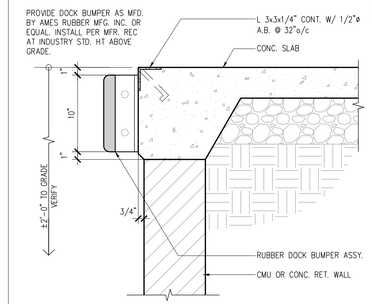

DOCK BUMPER — SCALE 1-1/2"= 1'-0" — 5

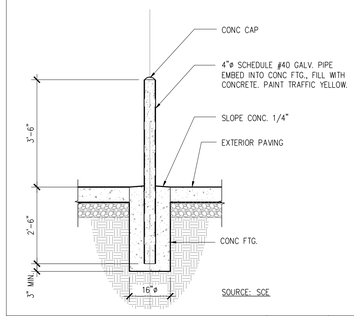

PIPE BOLLARD — SCALE 1" = 1'-0" — 9

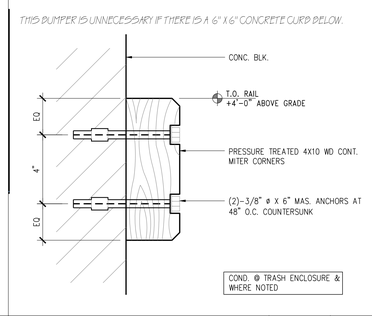

WOOD BUMPER — SCALE 3" = 1'-0" — 4

REMOVABLE BOLLARD — SCALE 3/4"=1'-0" — 8

BICYCLE RACK — SCALE 1/2"=1'-0" — 3

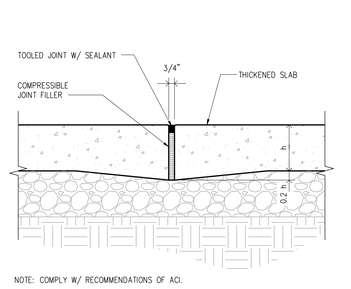

NOTE: COMPLY W/ RECOMMENDATIONS OF ACI.

EXPANSION JOINT — SCALE 1-1/2"= 1'-0" — 11

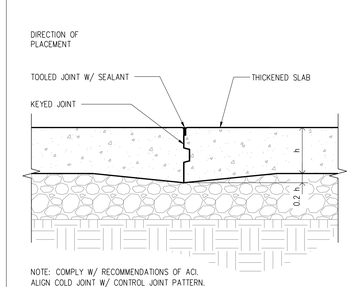

NOTE: COMPLY W/ RECOMMENDATIONS OF ACI.
ALIGN COLD JOINT W/ CONTROL JOINT PATTERN.

COLD JOINT — SCALE 1-1/2"= 1'-0" — 7

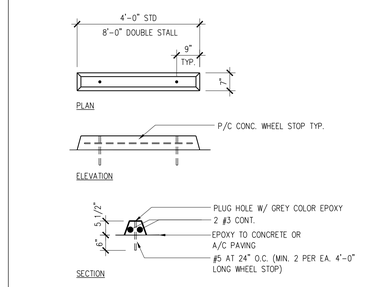

WHEELSTOP — SCALE 1/2" = 1'-0" — 2

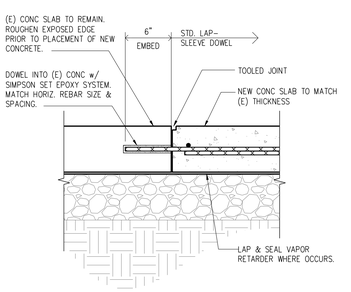

DOWEL INTO EXIST'G SLAB — SCALE 1-1/2"=1'-0" — 10

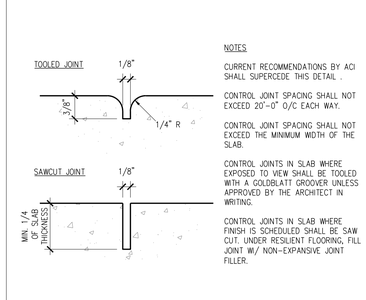

NOTES

CURRENT RECOMMENDATIONS BY ACI SHALL SUPERCEDE THIS DETAIL .

CONTROL JOINT SPACING SHALL NOT EXCEED 20'-0" O/C EACH WAY.

CONTROL JOINT SPACING SHALL NOT EXCEED THE MINIMUM WIDTH OF THE SLAB.

CONTROL JOINTS IN SLAB WHERE EXPOSED TO VIEW SHALL BE TOOLED WITH A GOLDBLATT GROOVER UNLESS APPROVED BY THE ARCHITECT IN WRITING.

CONTROL JOINTS IN SLAB WHERE FINISH IS SCHEDULED SHALL BE SAW CUT UNDER RESILIENT FLOORING, FILL JOINT W/ NON-EXPANSIVE JOINT FILLER.

CONTROL JOINT — SCALE FULL SIZE — 6

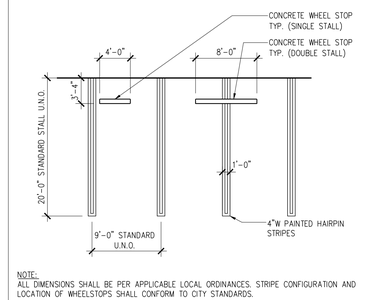

NOTE:
ALL DIMENSIONS SHALL BE PER APPLICABLE LOCAL ORDINANCES. STRIPE CONFIGURATION AND LOCATION OF WHEELSTOPS SHALL CONFORM TO CITY STANDARDS.

TYP. PARKING STALLS — SCALE 1/8" = 1'-0" — 1

PROJECT

KIA OF CALABASAS

24460 CALABASAS ROAD, CALABASAS, CA 91302

ARCHITECT

AHT
ARCHITECTS INC.
2120 Wilshire Boulevard Suite 200 Santa Monica California 90403
310.453.4431

CONSULTANTS

ARCHITECT
AHT ARCHITECTS
ATTN: PATRICK WIRZ/DON TREIMAN
2120 WILSHIRE BLVD. SUITE 200
SANTA MONICA, CA 90403
TEL: (310) 453-4431
FAX: (310) 829-5296

STRUCTURAL ENGINEER
GRIMM & CHEN STRUCTURAL ENGINEERING, INC.
ATTN: JEFF CHEN
17500 REDHILL, SUITE 240
IRVINE, CA 92614
TEL: (949) 250-3150
FAX: (949) 203-0450

MEP ENGINEER
PRO ENGINEERING CONSULTING, INC.
ATTN: RAMIN PARSI
1057 SYCAMORE
VISTA, CA 92081
TEL: (858) 240-4336
FAX: (866) 936-5447

LANDSCAPE ARCHITECT
L. NEWMAN DESIGN GROUP, INC.
ATTN: BOB BOMBARDIER
5743 CORSA AVE # 205
WESTLAKE VILLAGE, CA 91362
TEL: (818) 991-5056

CIVIL ENGINEER
DIAMOND WEST INC
ATTN: DUSTIN WOOMER
24005 VENTURA BLVD UNIT 100
CALABASAS, CA 91302
TEL: (818) 591-1050

REVISIONS

NO.	DESCRIPTION	DATE
	DRC RESUBMITTAL	06/20/23
	DRC RESUBMITTAL	02/27/24

STAMP + SIGNATURE

NOT FOR CONSTRUCTION

COPYRIGHT 2024 AHT ARCHITECTS INC.
THIS DOCUMENT, AND THE IDEAS AND DESIGNS INCORPORATED HEREIN, AS AN INSTRUMENT OF PROFESSIONAL SERVICE, IS THE PROPERTY OF AHT ARCHITECTS, INC. AND IS NOT TO BE USED IN WHOLE OR IN PART FOR ANY PROJECT OTHER THAN THE ONE IDENTIFIED HEREIN WITHOUT WRITTEN AUTHORIZATION OF AHT ARCHITECTS, INC. THIS DOCUMENT SHALL NOT BE REPRODUCED OR MODIFIED IN ANY WAY WITHOUT THE EXPRESSED WRITTEN CONSENT OF AHT ARCHITECTS, INC. ALL DRAWINGS, SPECIFICATIONS, AS WELL AS THE ARCHITECTURAL IDEAS AND CONCEPTS DESCRIBED HEREIN ARE UNDER THE PROTECTION OF ALL APPLICABLE COPYRIGHT LAWS.

SHEET TITLE

STANDARD SITE DETAILS

DATE:	02/27/2024
SCALE:	AS NOTED
DRAWN BY:	AHT
PROJECT NUMBER	22080.00

A1.0

ACTUAL SIZE OF THIS SHEET IS 30" X 42"

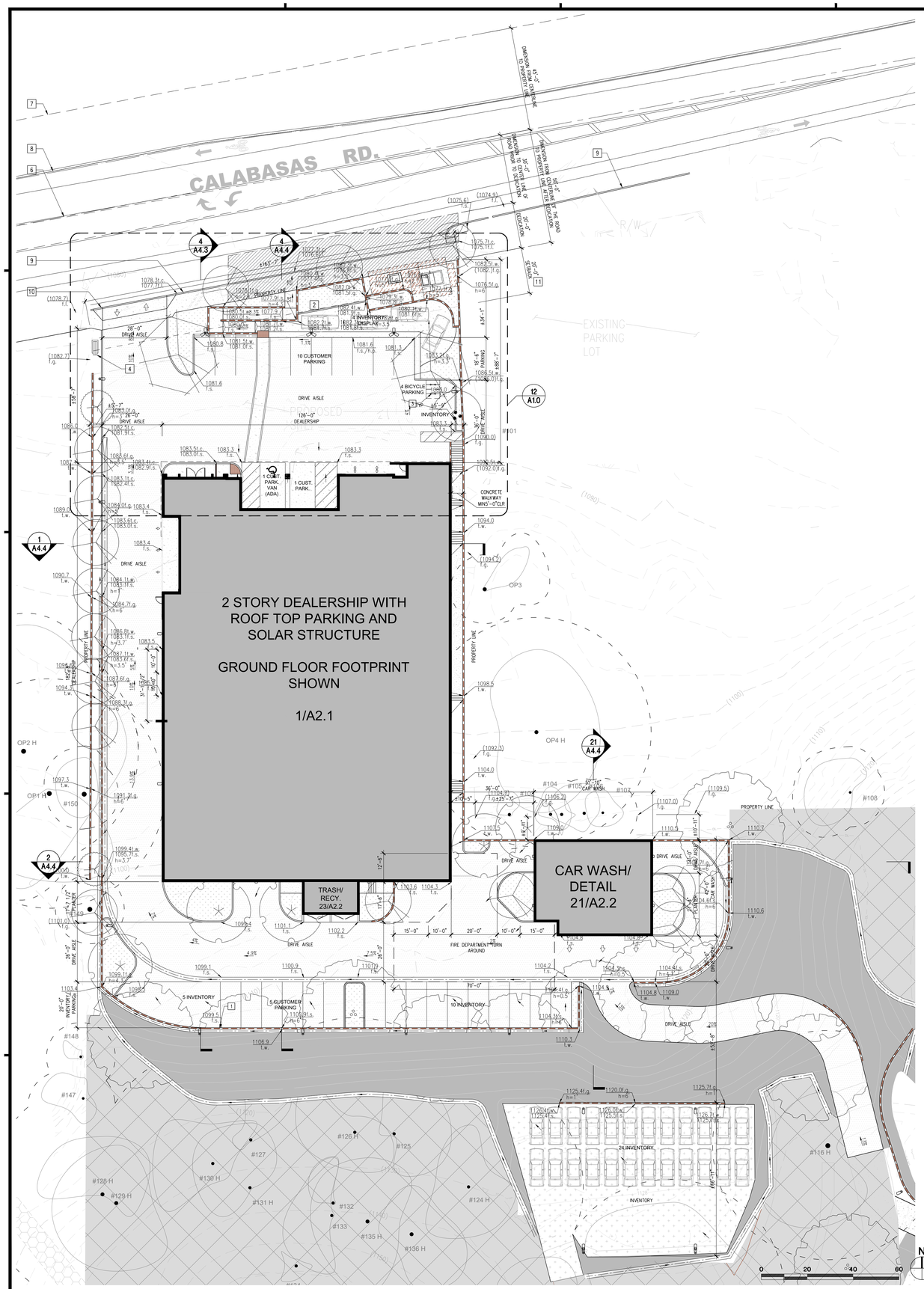

ENLARGED SITE PLAN | SCALE 1/20" = 1'-0" | 11

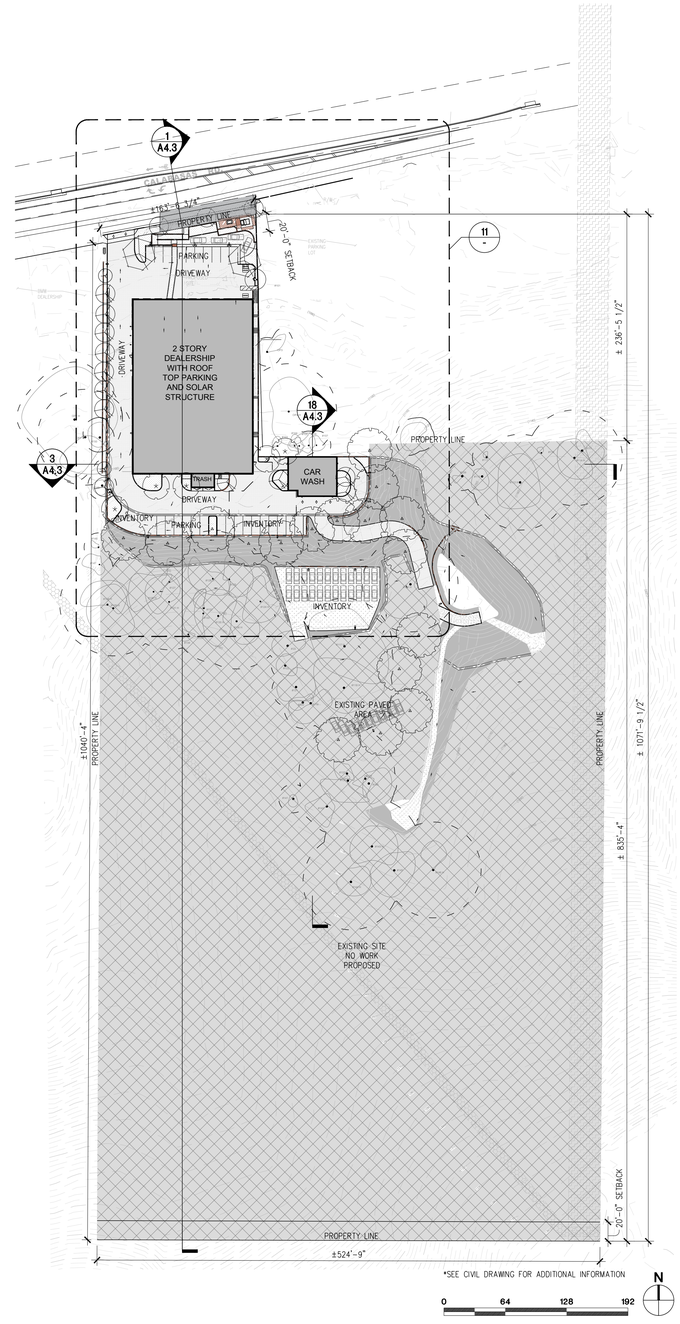

*SEE CIVIL DRAWING FOR ADDITIONAL INFORMATION

OVERALL SITE PLAN | SCALE 1/64" = 1'-0" | 1

LEGEND CONTINUED

- SUBJECT PARCEL BOUNDARY
- EXISTING RIGHT-OF-WAY
- PROPOSED PROPERTY LINE
- EXISTING PARCELS
- EXISTING EASEMENTS
- EXISTING STREET CENTERLINES
- PROPOSED RETAINING WALL 6'-0" MAX HEIGHT EXTERIOR CEMENT PLASTER ON MASONRY BLOCK, PAINTED LIGHT GRAY, TYP
- PROPOSED FENCE
- PROPOSED CURB
- GRADE BREAK
- SD — STORM DRAIN (EXISTING)
- STORM DRAIN (PROPOSED)
- SS — SANITARY SEWER (EXISTING)
- SS — SANITARY SEWER (PROPOSED)
- W — WATER (EXISTING)
- W — WATER (PROPOSED)
- SD — RECYCLED WATER (EXISTING)
- IR — RECYCLED WATER (PROPOSED)
- G — NATURAL GAS (EXISTING)
- G — NATURAL GAS (PROPOSED)
- CTV — COMMUNICATIONS (EXISTING)
- TEL — TELEPHONE (EXISTING)
- FW — FIRE WATER (PROPOSED)

*SEE CIVIL ENGINEER DRAWINGS FOR ADDITIONAL INFORMATION

KEYNOTES

1. DC FAST CHARGER
2. POTENTIAL LOCATION FOR PUBLIC ARTWORK OWNER TO PROVIDE PER CHAPTER 17.24 OF THE CMC ARTIST, LOCATION, FORM, AND MATERIAL TO BE DETERMINED.
3. BICYCLE RACK, SEE DETAIL 3/A1.0
4. MONUMENT SIGN, SEE 21/A4.1
5. RETAINING WALL. SEE CIVIL DRAWINGS
6. EXISTING CL OF CALABASAS RD. PER CEFB 3825 PG. 9-13 ESTABLISHED PER FD. MON.
7. ROW/PROPERTY LINE
8. EDGE OF (E) CURB
9. EDGE OF PROPOSED CURB
10. PRIVILEGE AND RIGHT-EXTEND AND MAINTAIN DRAINAGE STRUCTURES AND EMBANKMENT SLOPES
11. SIX FEET HEIGHT RETAINING WALL EXCEPTION APPROVAL REQUESTED

LEGEND

- A.C. PAVEMENT
- PERMEABLE PAVER
- CONCRETE
- EXISTING PAVEMENT
- LANDSCAPING
- TRUNCATED DOMES
- EXISTING LANDSCAPE AND PAVED AREA TO REMAIN
- EXISTING LANDSCAPE AND PAVED AREA TO REMAIN
- PROPOSED RIGHT OF WAY DEDICATION
- (E) POLE EASEMENT
- (E) PIPELINE EASEMENT
- A BICYCLE PARKING, SEE 3/A1.0 FOR ADDITIONAL INFORMATION
- POLE MOUNTED FIXTURES LSI: MRS SEE PHOTOMETRIC FOR ADDITIONAL INFORMATION
- WALL MOUNTED FIXTURE LSI: WXM SEE PHOTOMETRIC FOR ADDITIONAL INFORMATION
- STANDARD PARKING, 9'X20' SEE 1/A1.0 FOR ADDITIONAL INFORMATION
- ACCESSIBLE PARKING, 9'X20' SEE 5/A0.4 FOR ADDITIONAL INFORMATION
- INVENTORY PARKING
- VARIOUS TREES, SEE LANDSCAPE DRAWINGS
- EXISTING TOPOGRAPHY SEE CIVIL DRAWINGS FOR ADDITIONAL INFORMATION

CIVIL LEGENDS

- 98.00 TC — SPOT ELEVATION / DESCRIPTION OF ELEVATION
- (98.00) EG — EXISTING SPOT ELEVATION / DESCRIPTION OF ELEVATION
- 1.0% — PROPOSED GRADIENT AND DIRECTION OF FLOW
- (1.0%) — EXISTING GRADIENT AND DIRECTION OF FLOW
- 1 — SITE PLAN NOTE
- 1150 — PROPOSED CONTOUR / EXISTING CONTOUR
- EXISTING SPOT ELEVATION
- CANOPY / TREE NUMBER / EXISTING OAK TREE / PROTECTION ZONE
- CANOPY / TREE NUMBER / DEMO OAK TREE / PROTECTION ZONE
- CANOPY / TREE NUMBER / ENCROACH OAK TREE / PROTECTION ZONE

GENERAL NOTE

1. SEE CIVIL DRAWINGS FOR ADDITIONAL INFORMATION.
2. SEE A0.5 FOR PARKING SUMMARY
3. ALL STRUCTURES AND BUILT ELEMENTS ARE NEW UNLESS SPECIFIED.

PROJECT

KIA OF CALABASAS

24460 CALABASAS ROAD, CALABASAS, CA 91302

ARCHITECT

AHT
ARCHITECTS INC.
2120 Wilshire Boulevard Suite 200 Santa Monica California 90403
310.453.4431

CONSULTANTS

ARCHITECT
AHT ARCHITECTS
ATTN: PATRICK WIRZ/DON TREIMAN
2120 WILSHIRE BLVD. SUITE 200
SANTA MONICA, CA 90403
TEL: (310) 453-4431
FAX: (310) 829-5296

STRUCTURAL ENGINEER
GRIMM & CHEN STRUCTURAL ENGINEERING, INC.
ATTN: JEFF CHEN
17500 REDHILL, SUITE 240
IRVINE, CA 92614
TEL: (949) 250-3150
FAX: (949) 203-0450

MEP ENGINEER
PRO ENGINEERING CONSULTING, INC.
ATTN: RAMIN PARSI
1057 SYCAMORE
VISTA, CA 92081
TEL: (858) 240-4336
FAX: (866) 936-5447

LANDSCAPE ARCHITECT
L. NEWMAN DESIGN GROUP, INC.
ATTN: BOB BOMBARDIER
5743 CORSA AVE • 205
WESTLAKE VILLAGE, CA 91362
TEL: (818) 991-5056

CIVIL ENGINEER
DIAMOND WEST INC
ATTN: DUSTIN WOOMER
24005 VENTURA BLVD UNIT 100
CALABASAS, CA 91302
TEL: (818) 591-1050

REVISIONS

NO.	DESCRIPTION	DATE
	DRC RESUBMITTAL	06/20/23
	DRC RESUBMITTAL	02/27/24

STAMP + SIGNATURE

NOT FOR CONSTRUCTION

COPYRIGHT 2024 AHT ARCHITECTS INC.
THIS DOCUMENT, AND THE IDEAS AND DESIGNS INCORPORATED HEREIN, AS AN INSTRUMENT OF PROFESSIONAL SERVICE, IS THE PROPERTY OF AHT ARCHITECTS, INC AND IS NOT TO BE USED IN WHOLE OR IN PART FOR ANY PROJECT OTHER THAN THE ONE IDENTIFIED HEREIN WITHOUT THE EXPRESSED WRITTEN CONSENT OF AHT ARCHITECTS, INC. THIS DOCUMENT SHALL NOT BE REPRODUCED OR MODIFIED IN ANY WAY WITHOUT THE EXPRESSED WRITTEN CONSENT OF AHT ARCHITECTS, INC. ALL DRAWINGS, SPECIFICATIONS, AS WELL AS THE ARCHITECTURAL IDEAS AND CONCEPTS DESCRIBED HEREIN ARE UNDER THE PROTECTION OF ALL APPLICABLE COPYRIGHT LAWS.

SHEET TITLE

SITE PLAN

DATE:	02/27/2024
SCALE:	AS NOTED
DRAWN BY:	AHT
PROJECT NUMBER	22080.00

A1.1

ACTUAL SIZE OF THIS SHEET IS 30" X 42"

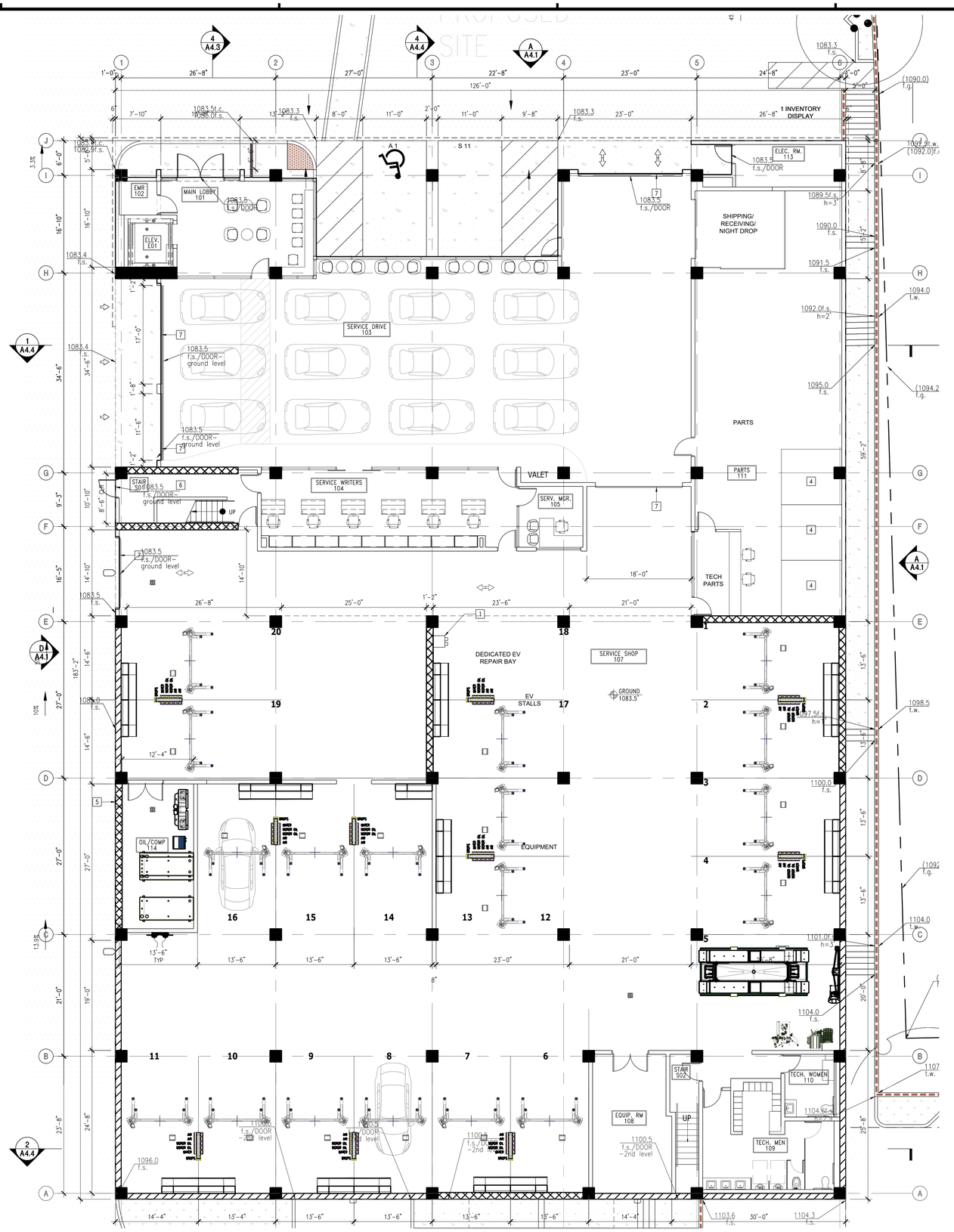

LEGEND

- STANDARD PARKING, 9'X20' SEE 1/A1.0 FOR ADDITIONAL INFORMATION
- ACCESSIBLE PARKING, 9'X20' SEE 5/A0.4 FOR ADDITIONAL INFORMATION
- VEHICLES, FOR REFERENCE ONLY
- ITEMS ABOVE
- PROPERTY LINE
- RETAINING WALL
- STUD FRAMED WALL
- COLUMN
- SHEAR WALL
- GRIDLINE
- A.C. PAVEMENT
- CONCRETE
- TRUNCATED DOMES
- LANDSCAPING
- STRIPING

KEYNOTES

1. LEVEL 2 CHARGER
2. PYLON SIGN, TO BE PROVIDED BY PATTISON
3. FIRE RISER
4. PARTS CAROUSEL
5. OIL ACCESS PANEL ADJACENT GRADE 13.9% ±32" FROM LEVEL GRADE
6. FURRED WALLS
7. HIGH SPEED DOORS

GENERAL NOTE

1. SEE A1.1 FOR SITE INFORMATION.

PROJECT

KIA OF CALABASAS

24460 CALABASAS ROAD, CALABASAS, CA 91302

ARCHITECT

AHT
ARCHITECTS INC.
2120 Wilshire Boulevard Suite 200
Santa Monica California 90403
310.453.4431

CONSULTANTS

ARCHITECT
AHT ARCHITECTS
ATTN: PATRICK WIRZ/DON TREIMAN
2120 WILSHIRE BLVD. SUITE 200
SANTA MONICA, CA 90403
TEL: (310) 453-4431
FAX: (310) 829-5296

STRUCTURAL ENGINEER
GRIMM & CHEN STRUCTURAL ENGINEERING, INC.
ATTN: JEFF CHEN
17500 REDHILL, SUITE 240
IRVINE, CA 92614
TEL: (949) 250-3150
FAX: (949) 203-0450

MEP ENGINEER
PRO ENGINEERING CONSULTING, INC.
ATTN: RAMIN PARSI
1057 SYCAMORE
VISTA, CA 92081
TEL: (858) 240-4336
FAX: (866) 936-5447

LANDSCAPE ARCHITECT
L. NEWMAN DESIGN GROUP, INC.
ATTN: BOB BOMBARDIER
5743 CORSA AVE • 205
WESTLAKE VILLAGE, CA 91362
TEL: (818) 991-5056

CIVIL ENGINEER
DIAMOND WEST INC
ATTN: DUSTIN WOOMER
24005 VENTURA BLVD UNIT 100
CALABASAS, CA 91302
TEL: (818) 591-1050

REVISIONS

NO.	DESCRIPTION	DATE
	DRC RESUBMITTAL	06/20/23
	DRC RESUBMITTAL	02/27/24

STAMP + SIGNATURE

NOT FOR CONSTRUCTION

COPYRIGHT 2024 AHT ARCHITECTS INC.
THIS DOCUMENT, AND THE IDEAS AND DESIGNS INCORPORATED HEREIN, AS AN INSTRUMENT OF PROFESSIONAL SERVICE, IS THE PROPERTY OF AHT ARCHITECTS, INC. AND IS NOT TO BE USED IN WHOLE OR IN PART FOR ANY PROJECT OTHER THAN THE ONE IDENTIFIED HEREIN WITHOUT WRITTEN AUTHORIZATION OF AHT ARCHITECTS, INC. THIS DOCUMENT MAY NOT BE REPRODUCED IN ANY FORM OR BY ANY MEANS WITHOUT THE EXPRESSED WRITTEN CONSENT OF AHT ARCHITECTS, INC. ALL DRAWINGS, SPECIFICATIONS, AS WELL AS THE ARCHITECTURAL IDEAS AND CONCEPTS DESCRIBED HEREIN ARE UNDER THE PROTECTION OF ALL APPLICABLE COPYRIGHT LAWS.

SHEET TITLE

1ST FLOOR PLAN

DATE:	02/27/2024
SCALE:	AS NOTED
DRAWN BY:	AHT
PROJECT NUMBER	22080.00

A2.1

ACTUAL SIZE OF THIS SHEET IS 30" x 42"

1ST FLOOR PLAN — SCALE 1/8" = 1'-0" — 1

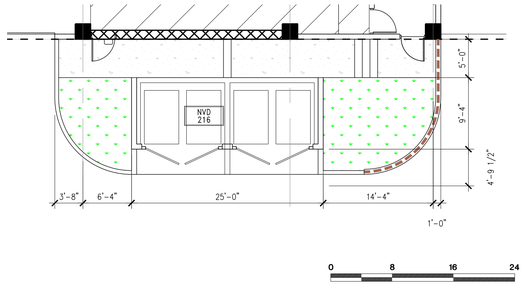

0 8 16 24

TRASH ENCLOSURE SCALE 1/8" = 1'-0" 23

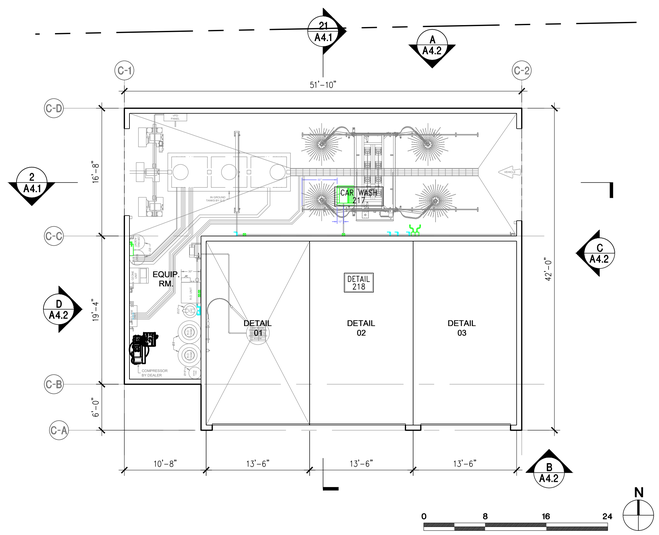

0 8 16 24

2ND FLOOR PLAN SCALE 1/8" = 1'-0" 21

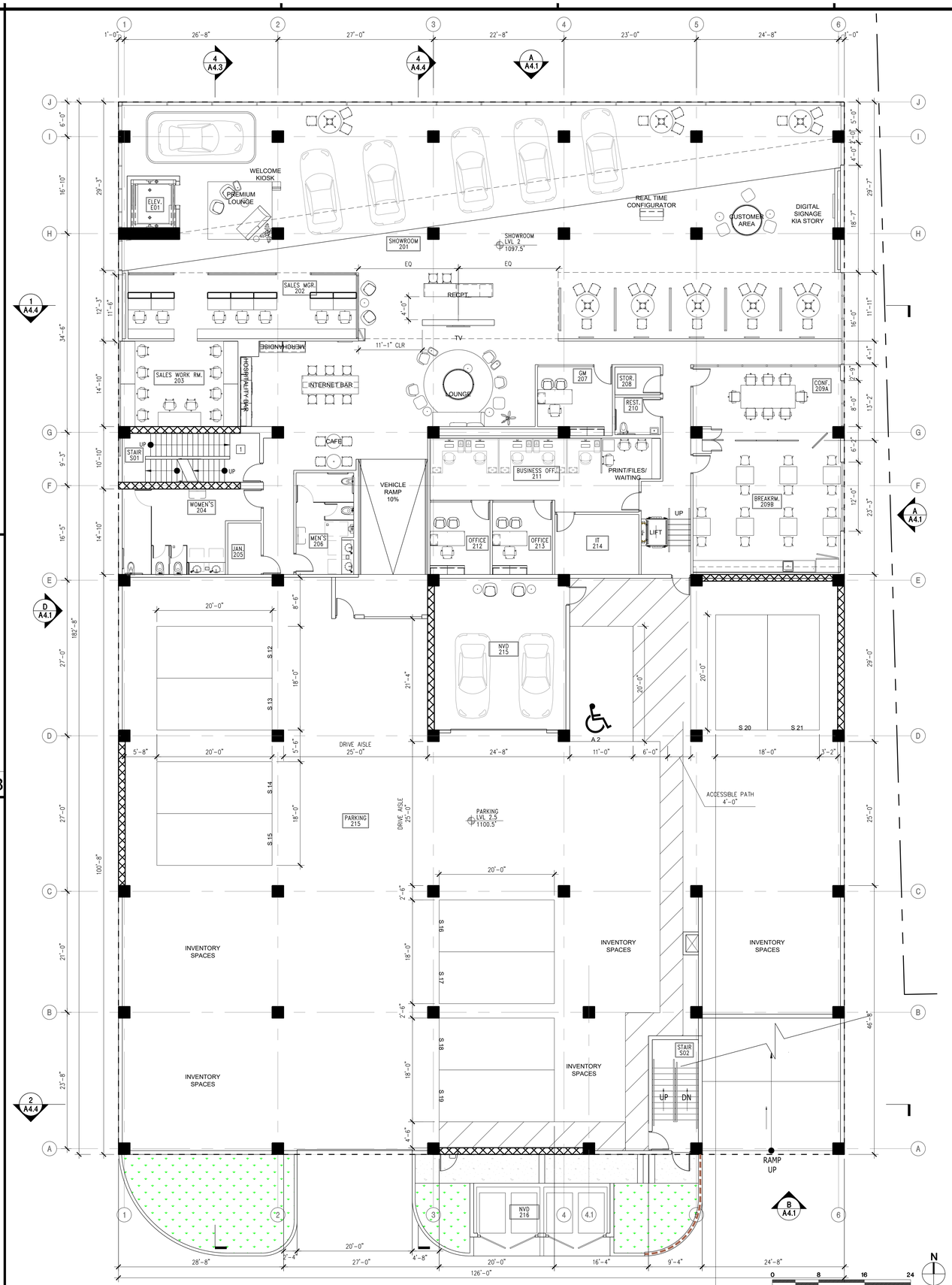

0 8 16 24

2ND FLOOR PLAN SCALE 1/8" = 1'-0" 1

LEGEND

- STANDARD PARKING, 9'X20' SEE 1/A1.0 FOR ADDITIONAL INFORMATION
- ACCESSIBLE PARKING, 9'X20' SEE 5/A0.4 FOR ADDITIONAL INFORMATION
- VEHICLES, FOR REFERENCE ONLY
- ITEMS ABOVE
- PROPERTY LINE
- RETAINING WALL
- WALL
- COLUMN
- SHEAR WALL
- GRIDLINE
- A.C. PAVEMENT
- CONCRETE
- TRUNCATED DOMES
- LANDSCAPING
- STRIPING

KEYNOTES

1 FURRED WALLS

GENERAL NOTE

1. SEE A1.1 FOR SITE INFORMATION.

PROJECT

KIA OF CALABASAS

24460 CALABASAS ROAD, CALABASAS, CA 91302

ARCHITECT

AHT
ARCHITECTS INC.
2120 Wilshire Boulevard Suite 200 Santa Monica California 90403
310.453.4431

CONSULTANTS

ARCHITECT
AHT ARCHITECTS
ATTN: PATRICK WIRZ/DON TREIMAN
2120 WILSHIRE BLVD. SUITE 200
SANTA MONICA, CA 90403
TEL: (310) 453-4431
FAX: (310) 829-5296

STRUCTURAL ENGINEER
GRIMM & CHEN STRUCTURAL ENGINEERING, INC.
ATTN: JEFF CHEN
17500 REDHILL, SUITE 240
IRVINE, CA 92614
TEL: (949) 250-3150
FAX: (949) 203-0450

MEP ENGINEER
PRO ENGINEERING CONSULTING, INC.
ATTN: RAMIN PARSI
1057 SYCAMORE
VISTA, CA 92081
TEL: (858) 240-4336
FAX: (866) 936-5447

LANDSCAPE ARCHITECT
L. NEWMAN DESIGN GROUP, INC.
ATTN: BOB BOMBARDIER
5743 CORSA AVE # 205
WESTLAKE VILLAGE, CA 91362
TEL: (818) 991-5056

CIVIL ENGINEER
DIAMOND WEST INC
ATTN: DUSTIN WOOMER
24005 VENTURA BLVD UNIT 100
CALABASAS, CA 91302
TEL: (818) 591-1050

REVISIONS

NO.	DESCRIPTION	DATE
	DRC RESUBMITTAL	06/20/23
	DRC RESUBMITTAL	02/27/24

STAMP + SIGNATURE

NOT FOR CONSTRUCTION

COPYRIGHT 2024 AHT ARCHITECTS INC.
THIS DOCUMENT, AND THE IDEAS AND DESIGNS INCORPORATED HEREIN, AS AN INSTRUMENT OF PROFESSIONAL SERVICE, IS THE PROPERTY OF AHT ARCHITECTS, INC. AND IS NOT TO BE USED IN WHOLE OR IN PART FOR ANY PROJECT OTHER THAN THE ONE IDENTIFIED HEREIN WITHOUT WRITTEN AUTHORIZATION OF AHT ARCHITECTS, INC. THIS DOCUMENT AND THE IDEAS AND DESIGNS INCORPORATED HEREIN, AS WELL WITHOUT THE EXPRESSED WRITTEN CONSENT OF AHT ARCHITECTS, INC. ALL DRAWINGS, SPECIFICATIONS, AS WELL AS THE ARCHITECTURAL IDEAS AND CONCEPTS DESCRIBED HEREIN ARE UNDER THE PROTECTION OF ALL APPLICABLE COPYRIGHT LAWS.

SHEET TITLE

2ND FLOOR PLAN

DATE:	02/27/2024
SCALE:	AS NOTED
DRAWN BY:	AHT
PROJECT NUMBER	22080.00

A2.2

ACTUAL SIZE OF THIS SHEET IS 30" x 42"

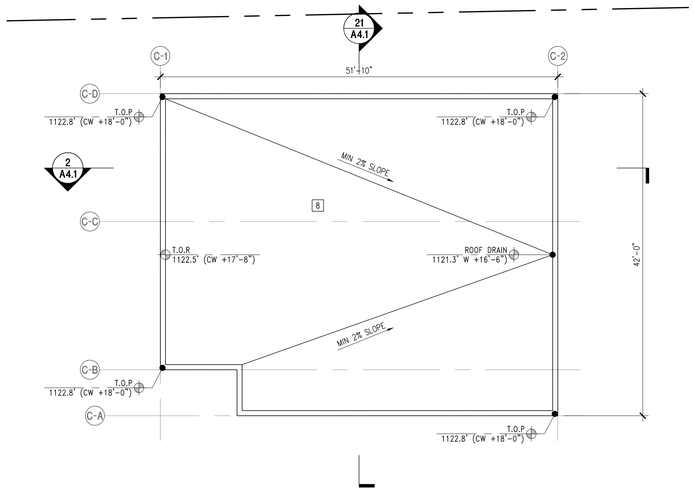

CAR WASH ROOF PLAN | SCALE 1/8" = 1'-0" | 26

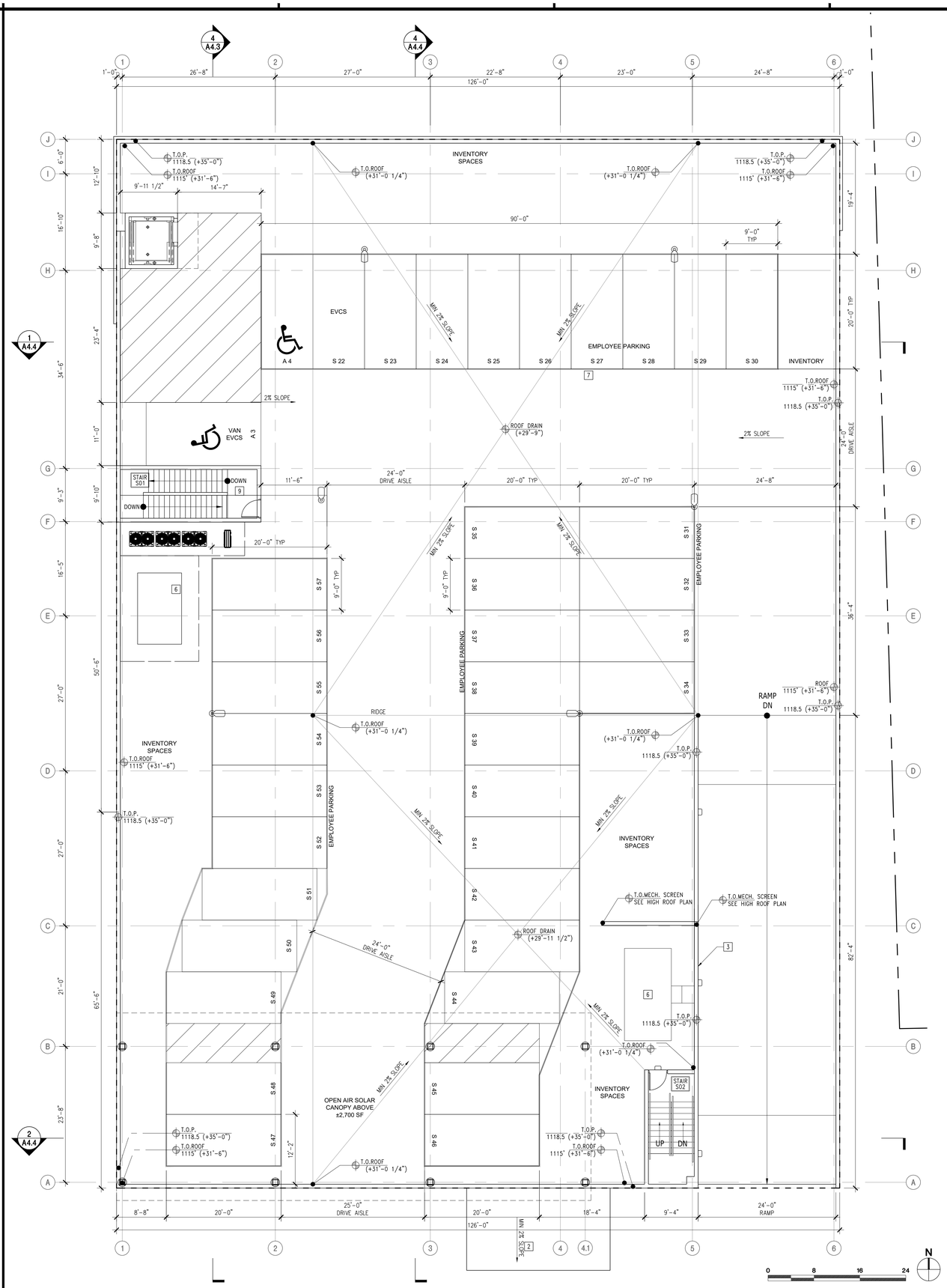

ROOF PLAN | SCALE 1/8" = 1'-0" | 1

LEGEND

- STANDARD PARKING, 9'X20' SEE 1/A1.0 FOR ADDITIONAL INFORMATION
- ACCESSIBLE PARKING, 9'X20' SEE 5/A0.4 FOR ADDITIONAL INFORMATION
- PROPERTY LINE
- EMPLOYEE PARKING, SEE A0.5 FOR ADDITIONAL INFORMATION

KEYNOTES

1. DC FAST CHARGER
2. COVERED AND ENCLOSED TRASH ENCLOSURE. FINAL DESIGN PENDING
3. MECHANICAL SCREEN, SEE 28/-
4. COLUMN BELOW SHOWN FOR REFERENCE.
5. OPEN AIR STEEL STRUCTURE FOR SOLAR PANEL SUPPORT
6. MECHANICAL UNITS, UNIT SPECIFICATIONS TO BE PROVIDED AT CD PHASE
7. CONCRETE DECK WITH TRAFFIC COATING
8. STEEL DECK WITH ADHERED RIGID INSULATION, DENS-DECK AND TPO MEMBRANE ROOFING.
9. FURRED WALLS

GENERAL NOTE

1. ROOF SLOPE AND DRAIN LOCATIONS TO BE FINALIZED DURING CONSTRUCTION DOCUMENT PHASE.

PROJECT

KIA OF CALABASAS

24460 CALABASAS ROAD, CALABASAS, CA 91302

ARCHITECT

AHT
ARCHITECTS INC.
2120 Wilshire Boulevard Suite 200
Santa Monica California 90403
310.453.4431

CONSULTANTS

ARCHITECT
AHT ARCHITECTS
ATTN: PATRICK WIRZ/DON TREIMAN
2120 WILSHIRE BLVD. SUITE 200
SANTA MONICA, CA 90403
TEL: (310) 453-4431
FAX: (310) 829-5296

STRUCTURAL ENGINEER
GRIMM & CHEN STRUCTURAL ENGINEERING, INC.
ATTN: JEFF CHEN
17500 REDHILL, SUITE 240
IRVINE, CA 92614
TEL: (949) 250-3150
FAX: (949) 203-0450

MEP ENGINEER
PRO ENGINEERING CONSULTING, INC.
ATTN: RAMIN PARSI
1057 SYCAMORE
VISTA, CA 92081
TEL: (858) 240-4336
FAX: (866) 936-5447

LANDSCAPE ARCHITECT
L. NEWMAN DESIGN GROUP, INC.
ATTN: BOB BOMBARDIER
5743 CORSA AVE # 205
WESTLAKE VILLAGE, CA 91362
TEL: (818) 991-5056

CIVIL ENGINEER
DIAMOND WEST INC
ATTN: DUSTIN WOOMER
24005 VENTURA BLVD UNIT 100
CALABASAS, CA 91302
TEL: (818) 591-1050

REVISIONS

NO.	DESCRIPTION	DATE
	DRC RESUBMITTAL	06/20/23
	DRC RESUBMITTAL	02/27/24

STAMP + SIGNATURE

NOT FOR CONSTRUCTION

COPYRIGHT 2024 AHT ARCHITECTS INC.
THIS DOCUMENT, AND THE IDEAS AND DESIGNS INCORPORATED HEREIN, AS AN INSTRUMENT OF PROFESSIONAL SERVICE, IS THE PROPERTY OF AHT ARCHITECTS, INC AND IS NOT TO BE USED IN WHOLE OR IN PART FOR ANY OTHER PROJECT WITHOUT THE WRITTEN CONSENT OF AHT ARCHITECTS, INC. NO REPRODUCTION OF AHT ARCHITECTS, INC. THIS DOCUMENT SHALL NOT BE REPRODUCED OR MODIFIED IN ANY WAY WITHOUT THE EXPRESSED WRITTEN CONSENT OF AHT ARCHITECTS, INC. ALL DRAWINGS, SPECIFICATIONS, AS WELL AS THE ARCHITECTURAL IDEAS AND CONCEPTS DESCRIBED HEREIN ARE UNDER THE PROTECTION OF ALL APPLICABLE COPYRIGHT LAWS.

SHEET TITLE

ROOF PLAN

DATE:	02/27/2024
SCALE:	AS NOTED
DRAWN BY:	AHT
PROJECT NUMBER	22080.00

A2.3

ACTUAL SIZE OF THIS SHEET IS 30" x 42"

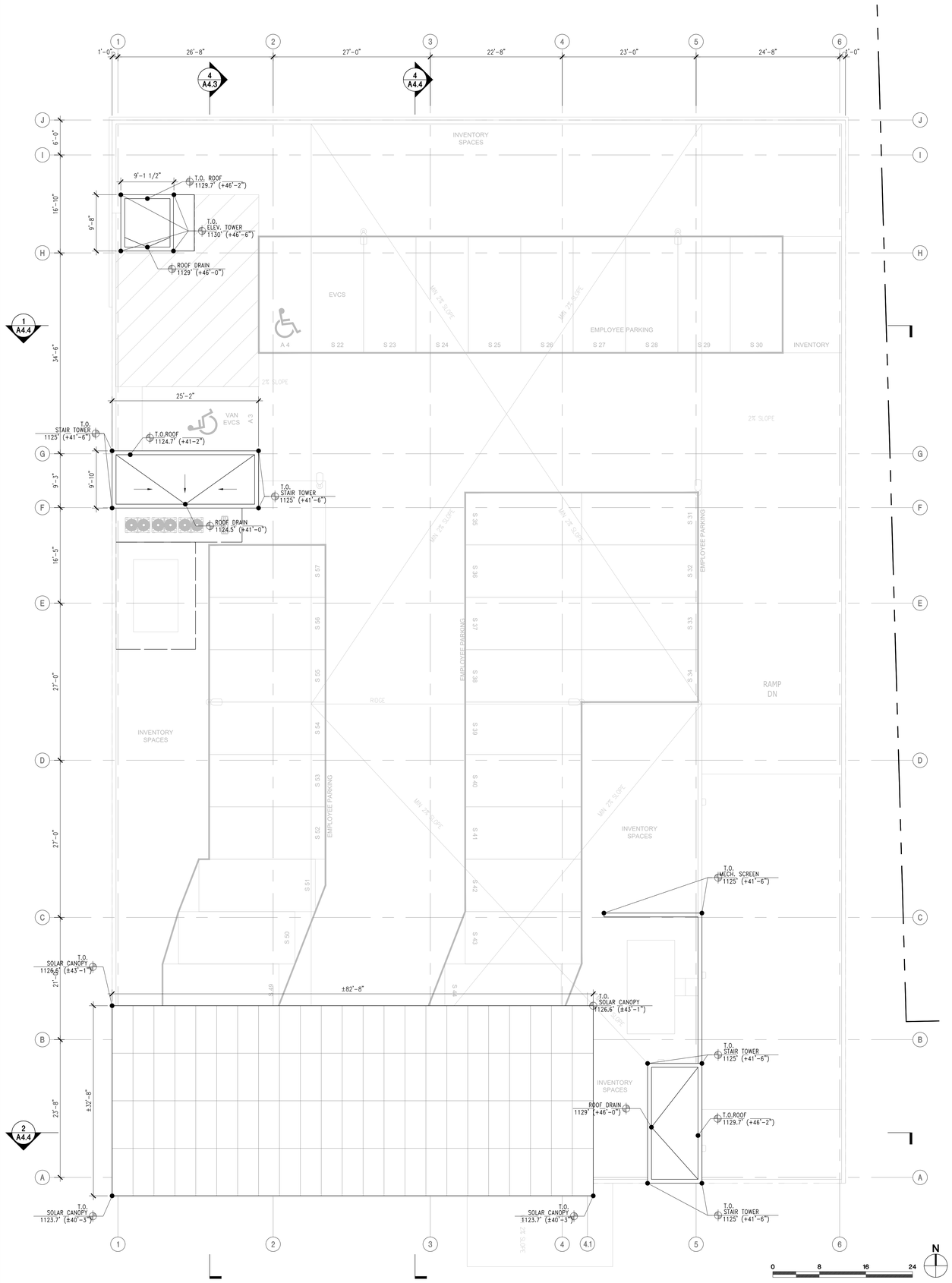

HIGH ROOF PLAN | SCALE 1/8" = 1'-0" | 1

LEGEND

STANDARD PARKING, 9'X20' SEE 1/A1.0 FOR ADDITIONAL INFORMATION

ACCESSIBLE PARKING, 9'X20' SEE 5/A0.4 FOR ADDITIONAL INFORMATION

PROPERTY LINE

KEYNOTES

1 -

GENERAL NOTE

1. SEE A1.1 FOR SITE INFORMATION.

PROJECT

KIA OF CALABASAS

24460 CALABASAS ROAD, CALABASAS, CA 91302

ARCHITECT

AHT
ARCHITECTS INC.
2120 Wilshire Boulevard Suite 200
Santa Monica California 90403
310.453.4431

CONSULTANTS

ARCHITECT
AHT ARCHITECTS
ATTN: PATRICK WIRZ/DON TREIMAN
2120 WILSHIRE BLVD. SUITE 200
SANTA MONICA, CA 90403
TEL: (310) 453-4431
FAX: (310) 829-5296

STRUCTURAL ENGINEER
GRIMM & CHEN STRUCTURAL ENGINEERING, INC.
ATTN: JEFF CHEN
17500 REDHILL, SUITE 240
IRVINE, CA 92614
TEL: (949) 250-3150
FAX: (949) 203-0450

MEP ENGINEER
PRO ENGINEERING CONSULTING, INC.
ATTN: RAMIN PARSI
1057 SYCAMORE
VISTA, CA 92081
TEL: (858) 240-4336
FAX: (866) 936-5447

LANDSCAPE ARCHITECT
L. NEWMAN DESIGN GROUP, INC.
ATTN: BOB BOMBARDIER
5743 CORSA AVE # 205
WESTLAKE VILLAGE, CA 91362
TEL: (818) 991-5056

CIVIL ENGINEER
DIAMOND WEST INC
ATTN: DUSTIN WOOMER
24005 VENTURA BLVD UNIT 100
CALABASAS, CA 91302
TEL: (818) 591-1050

REVISIONS

NO.	DESCRIPTION	DATE
	DRC RESUBMITTAL	06/20/23
	DRC RESUBMITTAL	02/27/24

STAMP + SIGNATURE

NOT FOR CONSTRUCTION

COPYRIGHT 2024 AHT ARCHITECTS INC.
THIS DOCUMENT, AND THE IDEAS AND DESIGNS INCORPORATED HEREIN, AS AN INSTRUMENT OF PROFESSIONAL SERVICE, IS THE PROPERTY OF AHT ARCHITECTS, INC. AND IS NOT TO BE USED IN WHOLE OR IN PART FOR ANY PROJECT OTHER THAN THE ONE IDENTIFIED HEREIN. THIS DOCUMENT IS NOT TO BE LOANED, COPIED OR SOLD AND THIS DOCUMENT SHALL NOT BE REPRODUCED OR MODIFIED IN ANY WAY WITHOUT THE EXPRESSED WRITTEN CONSENT OF AHT ARCHITECTS, INC. ALL DRAWINGS, SPECIFICATIONS, AS WELL AS THE ARCHITECTURAL IDEAS AND CONCEPTS DESCRIBED HEREIN ARE UNDER THE PROTECTION OF ALL APPLICABLE COPYRIGHT LAWS.

SHEET TITLE

HIGH ROOF PLAN

DATE:	02/27/2024
SCALE:	AS NOTED
DRAWN BY:	AHT
PROJECT NUMBER	22080.00

A2.4

ACTUAL SIZE OF THIS SHEET IS 30" X 42"

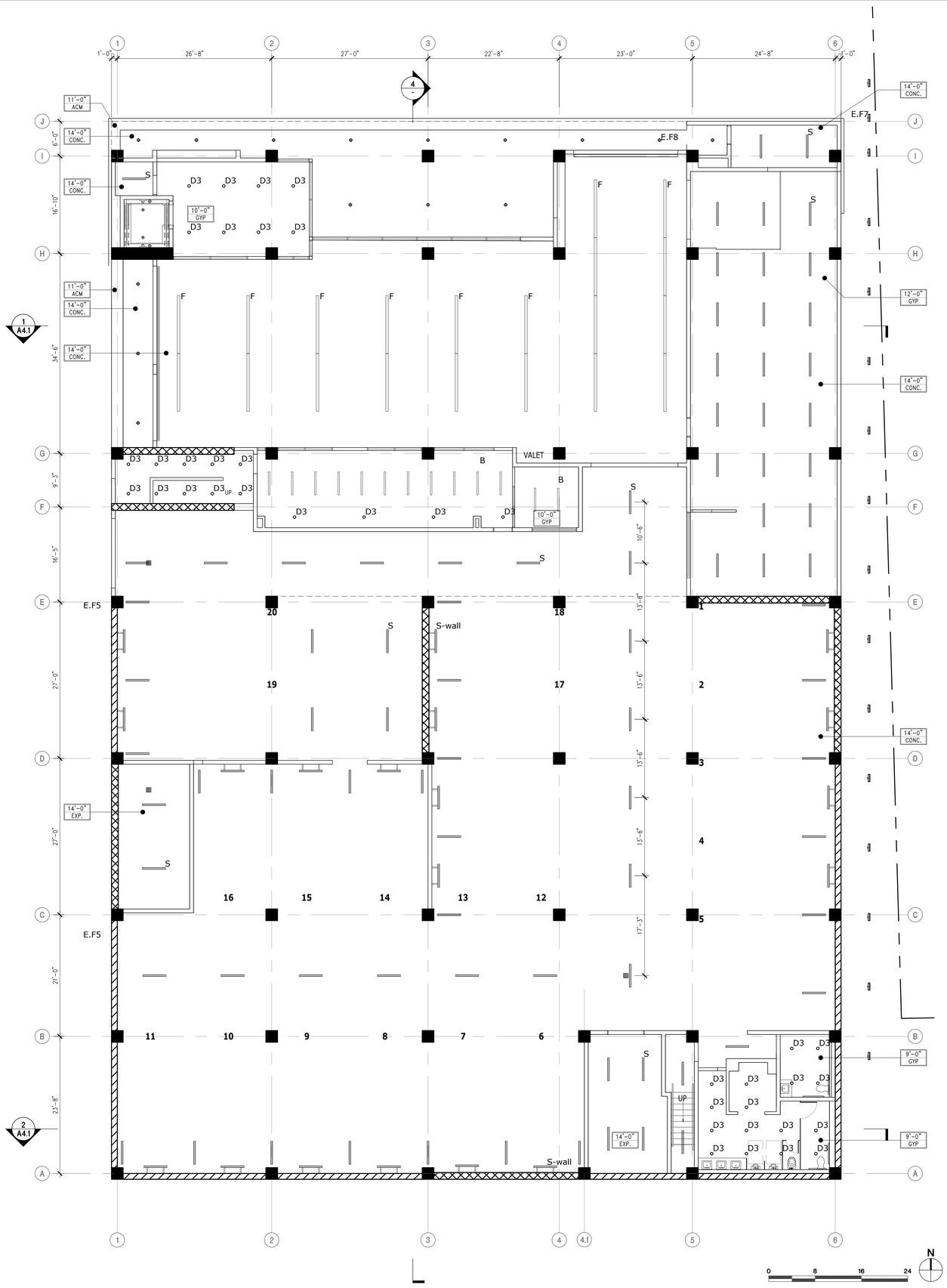

1ST FLOOR PLAN SCALE 1/8" = 1'-0" 1

LEGEND

PROPERTY LINE

KEYNOTES

1 -
2
3
4
5

GENERAL NOTE

1. SEE A11.0 FOR FIXTURE SCHEDULE.

PROJECT

KIA OF CALABASAS

24460 CALABASAS ROAD, CALABASAS, CA 91302

ARCHITECT

AHT
ARCHITECTS INC.
2120 Wilshire Boulevard Suite 200 Santa Monica California 90403
310.453.4431

CONSULTANTS

ARCHITECT
AHT ARCHITECTS
ATTN: PATRICK WIRZ/DON TREIMAN
2120 WILSHIRE BLVD. SUITE 200
SANTA MONICA, CA 90403
TEL: (310) 453-4431
FAX: (310) 829-5296

STRUCTURAL ENGINEER
GRIMM & CHEN STRUCTURAL ENGINEERING, INC.
ATTN: JEFF CHEN
17500 REDHILL, SUITE 240
IRVINE, CA 92614
TEL: (949) 250-3150
FAX: (949) 203-0450

MEP ENGINEER
PRO ENGINEERING CONSULTING, INC.
ATTN: RAMIN PARSI
1057 SYCAMORE
VISTA, CA 92081
TEL: (858) 240-4336
FAX: (866) 936-5447

LANDSCAPE ARCHITECT
L. NEWMAN DESIGN GROUP, INC.
ATTN: BOB BOMBARDIER
5743 CORSA AVE # 205
WESTLAKE VILLAGE, CA 91362
TEL: (818) 991-5056

CIVIL ENGINEER
DIAMOND WEST INC
ATTN: DUSTIN WOOMER
24005 VENTURA BLVD UNIT 100
CALABASAS, CA 91302
TEL: (818) 591-1050

REVISIONS

NO.	DESCRIPTION	DATE
	DRC RESUBMITTAL	06/20/23
	DRC RESUBMITTAL	02/27/24

STAMP + SIGNATURE

NOT FOR CONSTRUCTION

COPYRIGHT 2024 AHT ARCHITECTS INC.
THIS DOCUMENT, AND THE IDEAS AND DESIGNS INCORPORATED HEREIN, AS AN INSTRUMENT OF PROFESSIONAL SERVICE, IS THE PROPERTY OF AHT ARCHITECTS, INC. AND IS NOT TO BE USED IN WHOLE OR IN PART FOR ANY PROJECT OTHER THAN THE ONE IDENTIFIED HEREIN WITHOUT WRITTEN AUTHORIZATION OF AHT ARCHITECTS, INC. THIS DOCUMENT SHALL NOT BE REPRODUCED OR MODIFIED IN ANY WAY WITHOUT THE EXPRESSED WRITTEN CONSENT OF AHT ARCHITECTS, INC. ALL DRAWINGS, SPECIFICATIONS, AS WELL AS THE ARCHITECTURAL IDEAS AND CONCEPTS DESCRIBED HEREIN ARE UNDER THE PROTECTION OF ALL APPLICABLE COPYRIGHT LAWS.

SHEET TITLE

1ST FLOOR RCP

DATE:	02/27/2024
SCALE:	AS NOTED
DRAWN BY:	AHT
PROJECT NUMBER	22080.00

A3.1

ACTUAL SIZE OF THIS SHEET IS 30" X 42"

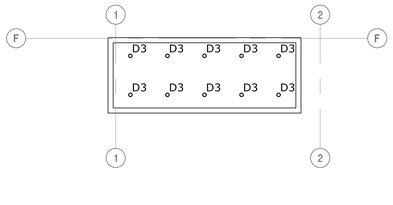

STAIR ROOF RCP | SCALE 1/8" = 1'-0" | 23

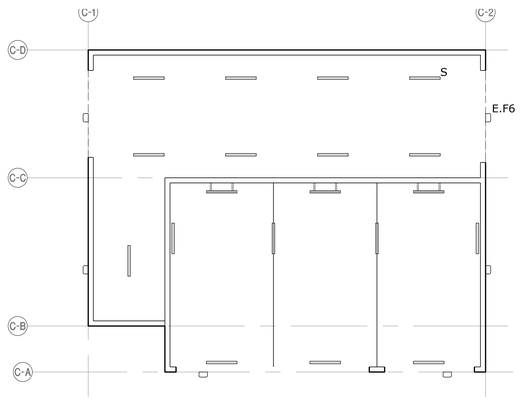

CAR WASH RCP | SCALE 1/8" = 1'-0" | 21

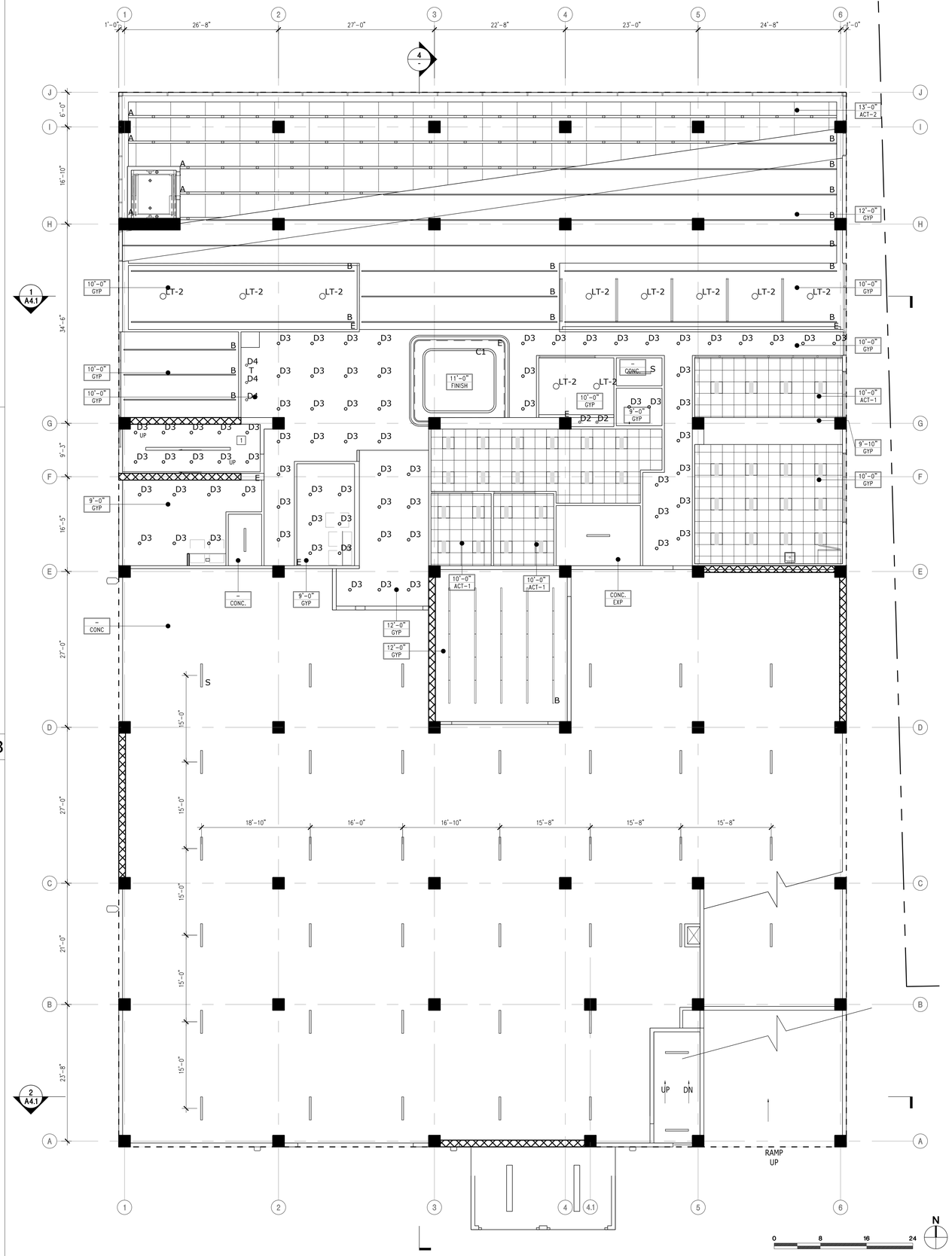

2ND FLOOR RCP | SCALE 1/8" = 1'-0" | 1

LEGEND

PROPERTY LINE

KEYNOTES

1 -
2
3
4
5

GENERAL NOTE

1. SEE A11.0 FOR FIXTURE SCHEDULE.

PROJECT

KIA OF CALABASAS

24460 CALABASAS ROAD, CALABASAS, CA 91302

ARCHITECT

AHT
ARCHITECTS INC.
2120 Wilshire Boulevard Suite 200 Santa Monica California 90403
310.453.4431

CONSULTANTS

ARCHITECT
AHT ARCHITECTS
ATTN: PATRICK WIRZ/DON TREIMAN
2120 WILSHIRE BLVD. SUITE 200
SANTA MONICA, CA 90403
TEL: (310) 453-4431
FAX: (310) 829-5296

STRUCTURAL ENGINEER
GRIMM & CHEN STRUCTURAL ENGINEERING, INC.
ATTN: JEFF CHEN
17500 REDHILL, SUITE 240
IRVINE, CA 92614
TEL: (949) 250-3150
FAX: (949) 203-0450

MEP ENGINEER
PRO ENGINEERING CONSULTING, INC.
ATTN: RAMIN PARSI
1057 SYCAMORE
VISTA, CA 92081
TEL: (858) 240-4336
FAX: (866) 936-5447

LANDSCAPE ARCHITECT
L. NEWMAN DESIGN GROUP, INC.
ATTN: BOB BOMBARDIER
5743 CORSA AVE # 205
WESTLAKE VILLAGE, CA 91362
TEL: (818) 991-5056

CIVIL ENGINEER
DIAMOND WEST INC
ATTN: DUSTIN WOOMER
24005 VENTURA BLVD UNIT 100
CALABASAS, CA 91302
TEL: (818) 591-1050

REVISIONS

NO.	DESCRIPTION	DATE
	DRC RESUBMITTAL	06/20/23
	DRC RESUBMITTAL	02/27/24

STAMP + SIGNATURE

NOT FOR CONSTRUCTION

COPYRIGHT 2024 AHT ARCHITECTS INC.
THIS DOCUMENT, AND THE IDEAS AND DESIGNS INCORPORATED HEREIN, AS AN INSTRUMENT OF PROFESSIONAL SERVICE, IS THE PROPERTY OF AHT ARCHITECTS, INC. AND IS NOT TO BE USED IN WHOLE OR IN PART FOR ANY PROJECT OTHER THAN THE ONE IDENTIFIED HEREIN WITHOUT WRITTEN AUTHORIZATION OF AHT ARCHITECTS, INC. THIS DOCUMENT SHALL NOT BE REPRODUCED OR MODIFIED IN ANY WAY WITHOUT THE EXPRESSED WRITTEN CONSENT OF AHT ARCHITECTS, INC. ALL DESIGNS, DRAWINGS, SPECIFICATIONS, AS WELL AS THE ARCHITECTURAL IDEAS AND CONCEPTS EXPRESSED HEREIN ARE UNDER THE PROTECTION OF ALL APPLICABLE COPYRIGHT LAWS.

SHEET TITLE

2ND FLOOR AND ROOF RCP

DATE: 02/27/2024
SCALE: AS NOTED
DRAWN BY: AHT
PROJECT NUMBER 22080.00

A3.2

ACTUAL SIZE OF THIS SHEET IS 30" x 42"

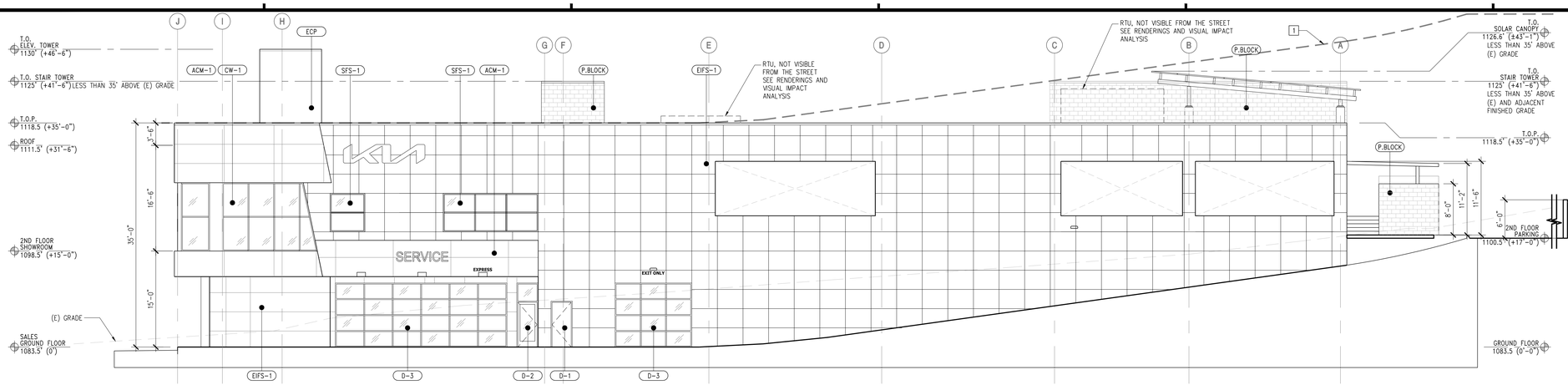

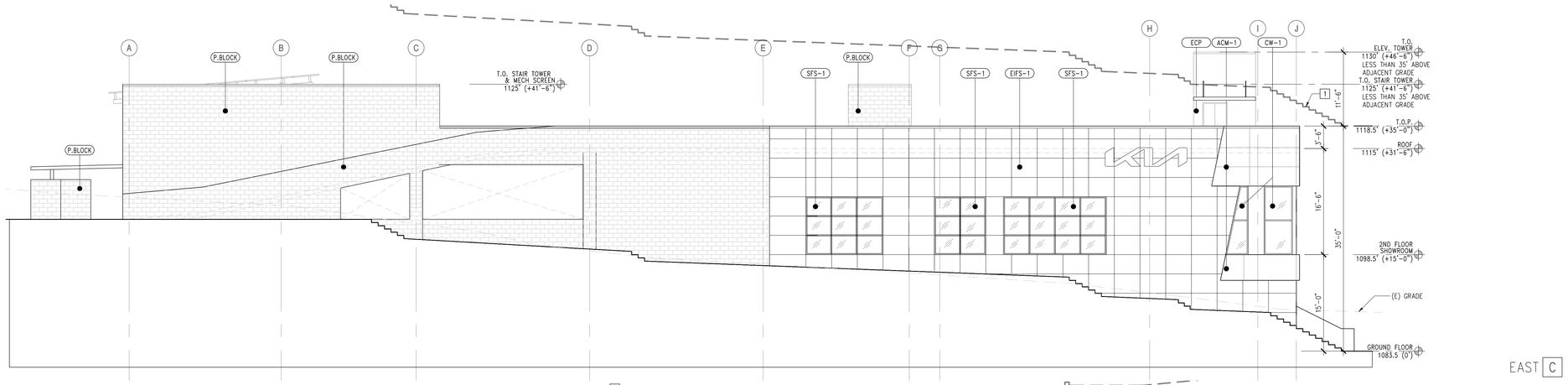

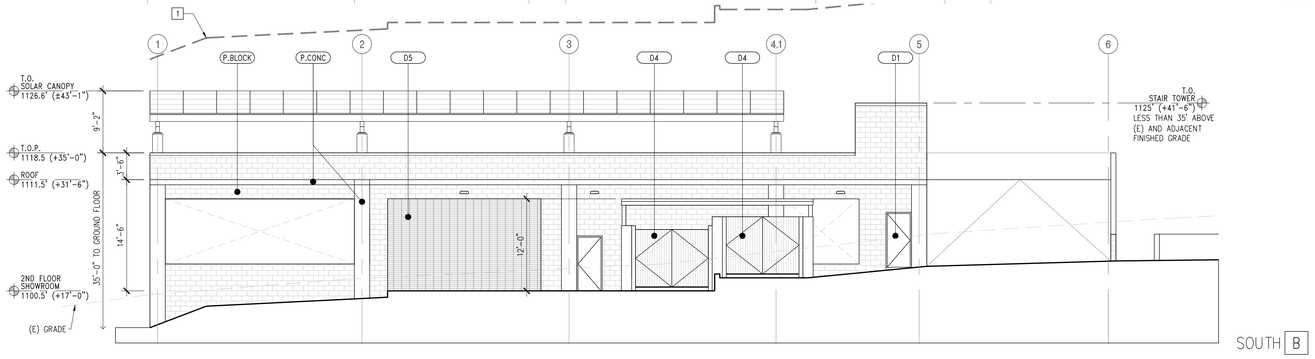

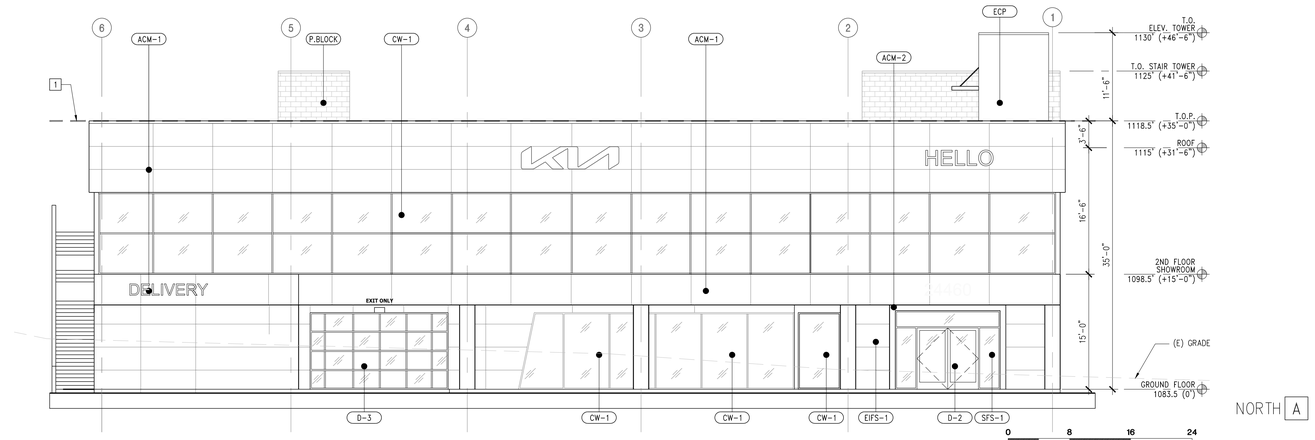

0 8 16 24

LEGEND

X-X MATERIAL TAG SEE FINISH SCHEDULE

DOORS

D-1 DOOR, PAINTED HOLLOW METAL DOOR

D-2 DOOR,ALUMINUM WITH INSULATED GLASS (GL-1)

D-3 OVERHEAD SECTIONAL DOOR WITH GLASS (GL-1)

D-4 PAINTED CORRUGATED METAL TRASH ENCLOSURE GATE

D-5 OVERHEAD SECURITY GRILLE

D-6 PAINTED OVER HEAD COILING DOOR COLOR T MATCH ADJACENT WALL

CW-1 STOREFRONT ANODIZED CRL US ALUMINUM, 2100 SERIES WITH INSULATED GLASS (GL-1)

SFS-1 STOREFRONT SYSTEM KAWNEER TRIFAB VERSGLAZE 451 WITH INSULATED GLASS (GL-1)

OPENING

KEYNOTES

1 35' ABOVE PROPOSED GRADE. PROPOSED GRADE IS BELOW THE EXISTING GRADE.

FINISH SCHEDULE

ACM-1	ALUMINUM COMPOSITE PANEL ALPOLIC, TOB BLACK
ACM-2	ALUMINUM COMPOSITE PANEL ALPOLIC, BSX SILVER METALLIC
CW-1	STOREFRONT ANODIZED CRL US ALUMINUM, 2100 SERIES WITH INSULATED GLASS (GL-1)
EIFS-1	EXTERIOR INSULATION FINISH SYSTEM DRYVIT, DEMANDIT ADVANTAGE, COVENTRY GRAY
GL-1	GLASS IN STOREFRONT, CURTAIN WALL AND DOORS
P.BLOCK	PAINTED BLOCK TO MATCH COVENTRY GRAY
P.CONC	PAINTED CONCRETE COVENTRY GRAY
SFS-1	STOREFRONT SYSTEM KAWNEER TRIFAB VERSGLAZE 451 WITH INSULATED GLASS (GL-1)
D-1	DOOR, PAINTED HOLLOW METAL DOOR
D-2	DOOR,ALUMINUM WITH INSULATED GLASS (GL-1)
D-3	OVERHEAD SECTIONAL DOOR WITH GLASS (GL-1)
D-4	PAINTED CORRUGATED METAL TRASH ENCLOSURE GATE
D-5	OVERHEAD SECURITY GRILLE
D-6	PAINTED OVER HEAD COILING DOOR COLOR TO MATCH ADJACENT WALL

GENERAL NOTE

1. ALL SIGANGE TO BE SUBMITTED SEPARATELY.
SIGN PROGRAMS ARE SUBJECT TO APPROVAL BY THE CITY'S PLANNING COMMISSION OR POTENTIALLY THE CITY'S PLANNING COMMISSION, PURSUANT TO SECTION 17.30.080 OF THE CMC.

Colors

Black KIA ACM – Kia Midnight Black Metallic Silver KIA ACM – Alfrex Exotic Mica Accent Lighting Lens – 7328 White LED – 7100K White Illumination

Specifications

Cladding – 4MM KIA Black and Metallic Silver ACM Accent Lighting – 7100K LED Illumination with 7328 White Polycarbonate Lens KIA Wordmark – Milled Aluminum and Plastic "Sandwich" Design with 7100K LED Illumination thru edge of filler Black edge always toward street >

KUSPS20



*SEPARATE SUBMITTAL. SHOWN FOR REFERENCE ONLY

MONUMENT SIGN | SCALE 1/8" = 1'-0" | 21

ELEVATIONS | SCALE 1/8" = 1'-0" | 1

PROJECT

KIA OF CALABASAS

24460 CALABASAS ROAD, CALABASAS, CA 91302

ARCHITECT

AHT ARCHITECTS INC.
2120 Wilshire Boulevard Suite 200 Santa Monica California 90403
310.453.4431

CONSULTANTS

ARCHITECT
AHT ARCHITECTS
ATTN: PATRICK WIRZ/DON TREIMAN
2120 WILSHIRE BLVD. SUITE 200
SANTA MONICA, CA 90403
TEL: (310) 453-4431
FAX: (310) 829-5296

STRUCTURAL ENGINEER
GRIMM & CHEN STRUCTURAL ENGINEERING, INC.
ATTN: JEFF CHEN
17500 REDHILL, SUITE 240
IRVINE, CA 92614
TEL: (949) 250-3150
FAX: (949) 203-0450

MEP ENGINEER
PRO ENGINEERING CONSULTING, INC.
ATTN: RAMIN PARSI
1057 SYCAMORE
VISTA, CA 92081
TEL: (858) 240-4336
FAX: (866) 936-5447

LANDSCAPE ARCHITECT
L. NEWMAN DESIGN GROUP, INC.
ATTN: BOB BOMBARDIER
5743 CORSA AVE • 205
WESTLAKE VILLAGE, CA 91362
TEL: (818) 991-5056

CIVIL ENGINEER
DIAMOND WEST INC
ATTN: DUSTIN WOOMER
24005 VENTURA BLVD UNIT 100
CALABASAS, CA 91302
TEL: (818) 591-1050

REVISIONS

NO.	DESCRIPTION	DATE
	DRC RESUBMITTAL	06/20/23
	DRC RESUBMITTAL	02/27/24

STAMP + SIGNATURE

NOT FOR CONSTRUCTION

COPYRIGHT 2024 AHT ARCHITECTS INC.
THIS DOCUMENT, AND THE IDEAS AND DESIGNS INCORPORATED HEREIN, AS AN INSTRUMENT OF PROFESSIONAL SERVICE, IS THE PROPERTY OF AHT ARCHITECTS, INC. AND IS NOT TO BE USED, IN WHOLE OR IN PART FOR ANY PROJECT OTHER THAN THE ONE SPECIFIED HEREIN WITHOUT WRITTEN AUTHORIZATION OF AHT ARCHITECTS, INC. THIS DOCUMENT SHALL NOT BE REPRODUCED OR MODIFIED IN ANY WAY WITHOUT THE EXPRESSED WRITTEN CONSENT OF AHT ARCHITECTS, INC. ALL DRAWINGS, SPECIFICATIONS, AS WELL AS THE ARCHITECTURAL IDEAS AND CONCEPTS DESCRIBED HEREIN ARE UNDER THE PROTECTION OF ALL APPLICABLE COPYRIGHT LAWS.

SHEET TITLE

ELEVATIONS

DATE:	02/27/2024
SCALE:	AS NOTED
DRAWN BY:	AHT
PROJECT NUMBER	22080.00

A4.1

ACTUAL SIZE OF THIS SHEET IS 30" x 42"

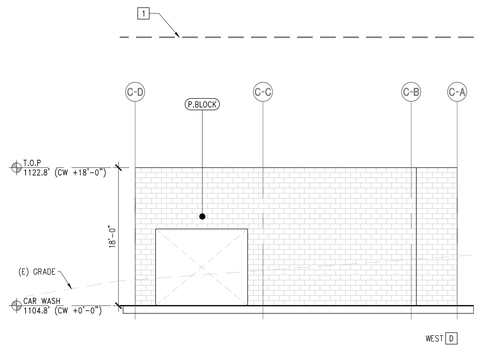

WEST D

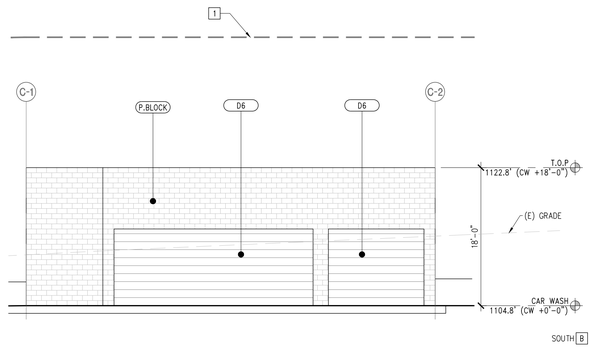

SOUTH B

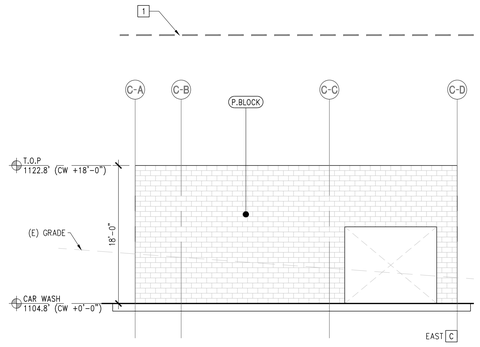

EAST C

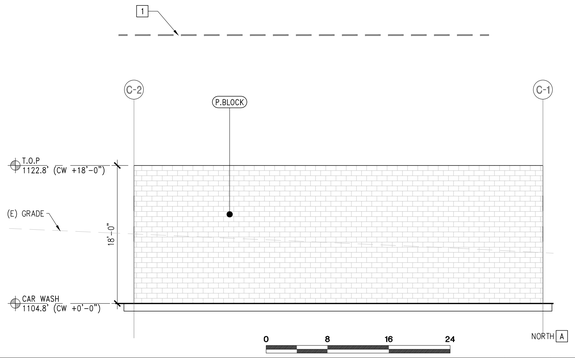

NORTH A

0 8 16 24

DETACHED CAR WASH

SCALE 1/8" = 1'-0" | 1

LEGEND

X-X MATERIAL TAG
SEE FINISH SCHEDULE

DOORS



D-1
DOOR, PAINTED HOLLOW METAL DOOR



D-2
DOOR,ALUMINUM WITH INSULATED GLASS (GL-1)



D-3
OVERHEAD SECTIONAL DOOR WITH GLASS (GL-1)



D-4
PAINTED CORRUGATED METAL TRASH ENCLOSURE GATE



D-5
OVERHEAD SECURITY GRILLE



D-6
PAINTED OVER HEAD COILING DOOR COLOR T MATCH ADJACENT WALL



CW-1
STOREFRONT ANODIZED CRL US ALUMINUM, 2100 SERIES WITH INSULATED GLASS (GL-1)



SFS-1
STOREFRONT SYSTEM KAWNEER TRIFAB VERSGLAZE 451 WITH INSULATED GLASS (GL-1)



OPENING

KEYNOTES

1 35' ABOVE PROPOSED GRADE.
PROPOSED GRADE IS BELOW THE EXISTING GRADE.

FINISH SCHEDULE

ACM-1	ALUMINUM COMPOSITE PANEL ALPOLIC, TOB BLACK
ACM-2	ALUMINUM COMPOSITE PANEL ALPOLIC, BSX SILVER METALLIC
CW-1	STOREFRONT ANODIZED CRL US ALUMINUM, 2100 SERIES WITH INSULATED GLASS (GL-1)
EIFS-1	EXTERIOR INSULATION FINISH SYSTEM DRYVIT, DEMANDIT ADVANTAGE, COVENTRY GRAY
GL-1	GLASS IN STOREFRONT, CURTAIN WALL AND DOORS
P.BLOCK	PAINTED BLOCK TO MATCH COVENTRY GRAY
P.CONC	PAINTED CONCRETE COVENTRY GRAY
SFS-1	STOREFRONT SYSTEM KAWNEER TRIFAB VERSGLAZE 451 WITH INSULATED GLASS (GL-1)
D-1	DOOR, PAINTED HOLLOW METAL DOOR
D-2	DOOR,ALUMINUM WITH INSULATED GLASS (GL-1)
D-3	OVERHEAD SECTIONAL DOOR WITH GLASS (GL-1)
D-4	PAINTED CORRUGATED METAL TRASH ENCLOSURE GATE
D-5	OVERHEAD SECURITY GRILLE
D-6	PAINTED OVER HEAD COILING DOOR COLOR TO MATCH ADJACENT WALL

GENERAL NOTE

1. ALL SIGANGE TO BE SUBMITTED SEPARATELY.
SIGN PROGRAMS ARE SUBJECT TO APPROVAL BY THE CITY'S PLANNING COMMISSION OR POTENTIALLY THE CITY'S PLANNING COMMISSION, PURSUANT TO SECTION 17.30.080 OF THE CMC.

PROJECT

KIA OF CALABASAS

24460 CALABASAS ROAD,
CALABASAS, CA 91302

ARCHITECT

AHT
ARCHITECTS INC.
2120 Wilshire Boulevard Suite 200
Santa Monica California 90403
310.453.4431

CONSULTANTS

ARCHITECT
AHT ARCHITECTS
ATTN: PATRICK WIRZ/DON TREIMAN
2120 WILSHIRE BLVD. SUITE 200
SANTA MONICA, CA 90403
TEL: (310) 453-4431
FAX: (310) 829-5296

STRUCTURAL ENGINEER
GRIMM & CHEN STRUCTURAL ENGINEERING, INC.
ATTN: JEFF CHEN
17500 REDHILL, SUITE 240
IRVINE, CA 92614
TEL: (949) 250-3150
FAX: (949) 203-0450

MEP ENGINEER
PRO ENGINEERING CONSULTING, INC.
ATTN: RAMIN PARSI
1057 SYCAMORE
VISTA, CA 92081
TEL: (858) 240-4336
FAX: (866) 936-5447

LANDSCAPE ARCHITECT
L. NEWMAN DESIGN GROUP, INC.
ATTN: BOB BOMBARDIER
5743 CORSA AVE • 205
WESTLAKE VILLAGE, CA 91362
TEL: (818) 991-5056

CIVIL ENGINEER
DIAMOND WEST INC
ATTN: DUSTIN WOOMER
24005 VENTURA BLVD UNIT 100
CALABASAS, CA 91302
TEL: (818) 591-1050

REVISIONS

NO.	DESCRIPTION	DATE
	DRC RESUBMITTAL	06/20/23
	DRC RESUBMITTAL	02/27/24

STAMP + SIGNATURE

NOT FOR CONSTRUCTION

COPYRIGHT 2024 AHT ARCHITECTS INC.
THIS DOCUMENT, AND THE IDEAS AND DESIGNS INCORPORATED HEREIN, AS AN INSTRUMENT OF PROFESSIONAL SERVICE, IS THE PROPERTY OF AHT ARCHITECTS, INC. AND IS NOT TO BE USED IN WHOLE OR IN PART FOR ANY PROJECT OTHER THAN THE ONE IDENTIFIED HEREIN WITHOUT WRITTEN AUTHORIZATION OF AHT ARCHITECTS, INC. THIS DOCUMENT SHALL NOT BE REPRODUCED OR MODIFIED IN ANY WAY WITHOUT THE EXPRESSED WRITTEN CONSENT OF AHT ARCHITECTS, INC. ALL DRAWINGS, SPECIFICATIONS, AS WELL AS THE ARCHITECTURAL IDEAS AND CONCEPTS DESCRIBED HEREIN ARE UNDER THE PROTECTION OF ALL APPLICABLE COPYRIGHT LAWS.

SHEET TITLE

ELEVATIONS

DATE: 02/27/2024
SCALE: AS NOTED
DRAWN BY: AHT
PROJECT NUMBER 22080.00

A4.2

ACTUAL SIZE OF THIS SHEET IS 30" X 42"

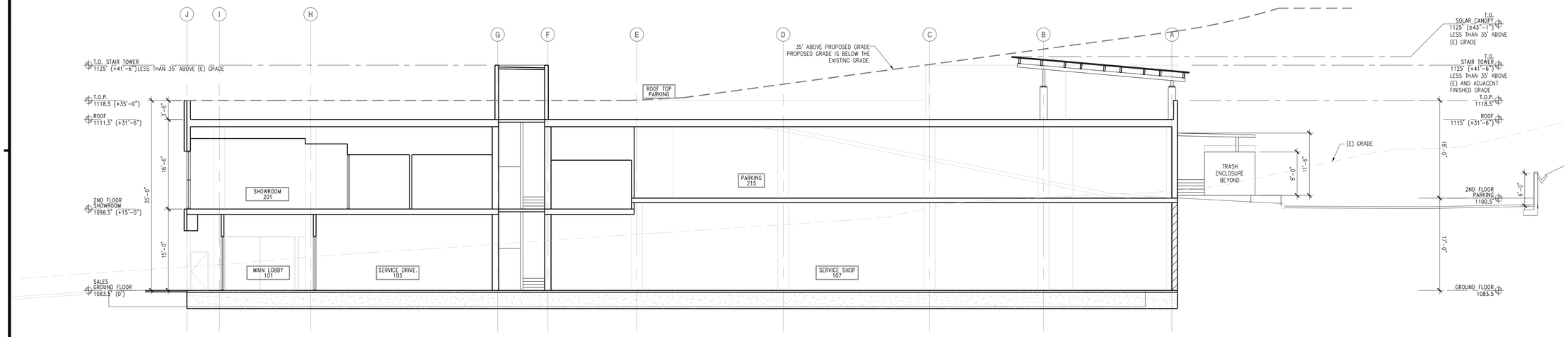

0 8 16 24

SECTION — SCALE 1/8" = 1'-0" — 4

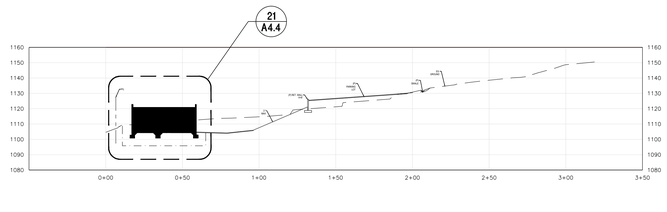

0 40 80 120

SITE SECTION — SCALE 1/40" = 1'-0" — 18

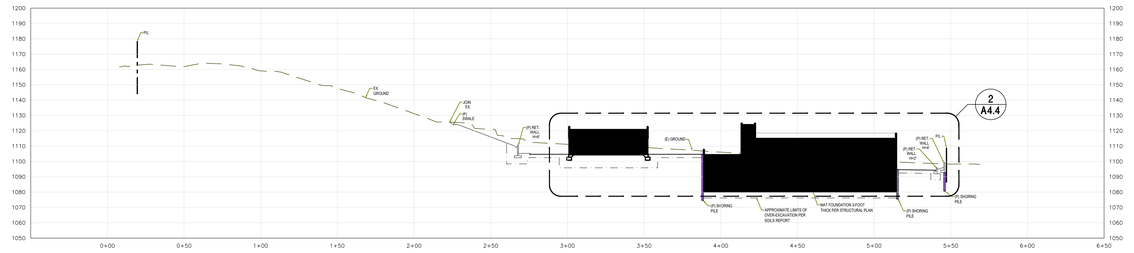

0 40 80 120

SITE SECTION — SCALE 1/40" = 1'-0" — 3

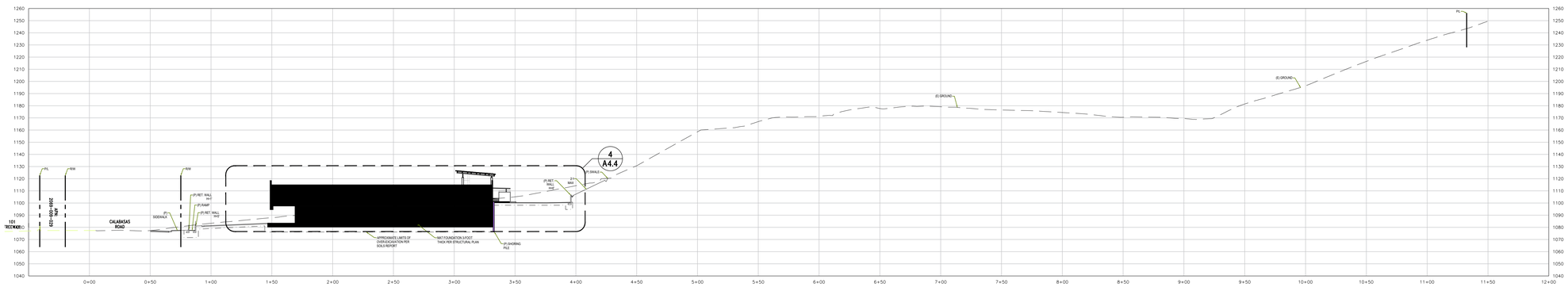

0 40 80 120

SITE SECTION — SCALE 1/40" = 1'-0" — 1

GENERAL NOTE

1. SEE CIVIL DRAWINGS FOR ADDITIONAL INFORMATION.

PROJECT

KIA OF CALABASAS

24460 CALABASAS ROAD, CALABASAS, CA 91302

ARCHITECT

AHT
ARCHITECTS INC.
2120 Wilshire Boulevard Suite 200
Santa Monica California 90403
310.453.4431

CONSULTANTS

ARCHITECT
AHT ARCHITECTS
ATTN: PATRICK WIRZ/DON TREIMAN
2120 WILSHIRE BLVD. SUITE 200
SANTA MONICA, CA 90403
TEL: (310) 453-4431
FAX: (310) 829-5296

STRUCTURAL ENGINEER
GRIMM & CHEN STRUCTURAL ENGINEERING, INC.
ATTN: JEFF CHEN
17500 REDHILL, SUITE 240
IRVINE, CA 92614
TEL: (949) 250-3150
FAX: (949) 203-0450

MEP ENGINEER
PRO ENGINEERING CONSULTING, INC.
ATTN: RAMIN PARSI
1057 SYCAMORE
VISTA, CA 92081
TEL: (858) 240-4336
FAX: (866) 936-5447

LANDSCAPE ARCHITECT
L. NEWMAN DESIGN GROUP, INC.
ATTN: BOB BOMBARDIER
5743 CORSA AVE # 205
WESTLAKE VILLAGE, CA 91362
TEL: (818) 991-5056

CIVIL ENGINEER
DIAMOND WEST INC
ATTN: DUSTIN WOOMER
24005 VENTURA BLVD UNIT 100
CALABASAS, CA 91302
TEL: (818) 591-1050

REVISIONS

NO.	DESCRIPTION	DATE
	DRC RESUBMITTAL	06/20/23
	DRC RESUBMITTAL	02/27/24

STAMP + SIGNATURE

NOT FOR CONSTRUCTION

COPYRIGHT 2024 AHT ARCHITECTS INC.
THIS DOCUMENT, AND THE IDEAS AND DESIGNS INCORPORATED HEREIN, AS AN INSTRUMENT OF PROFESSIONAL SERVICE, IS THE PROPERTY OF AHT ARCHITECTS, INC. AND IS NOT TO BE USED IN WHOLE OR IN PART FOR ANY PROJECT OTHER THAN THE ONE IDENTIFIED HEREIN WITHOUT WRITTEN AUTHORIZATION OF AHT ARCHITECTS, INC. THIS DOCUMENT SHALL NOT BE REPRODUCED OR MODIFIED IN ANY WAY WITHOUT THE EXPRESSED WRITTEN CONSENT OF AHT ARCHITECTS, INC. ALL DRAWINGS, SPECIFICATIONS, AS WELL AS THE ARCHITECTURAL, IDEAS, AND CONCEPTS EXPRESSED HEREIN ARE UNDER THE PROTECTION OF ALL APPLICABLE COPYRIGHT LAWS.

SHEET TITLE

SITE SECTIONS

DATE: 02/27/2024
SCALE: AS NOTED
DRAWN BY: AHT
PROJECT NUMBER 22080.00

A4.3

ACTUAL SIZE OF THIS SHEET IS 30" X 42"

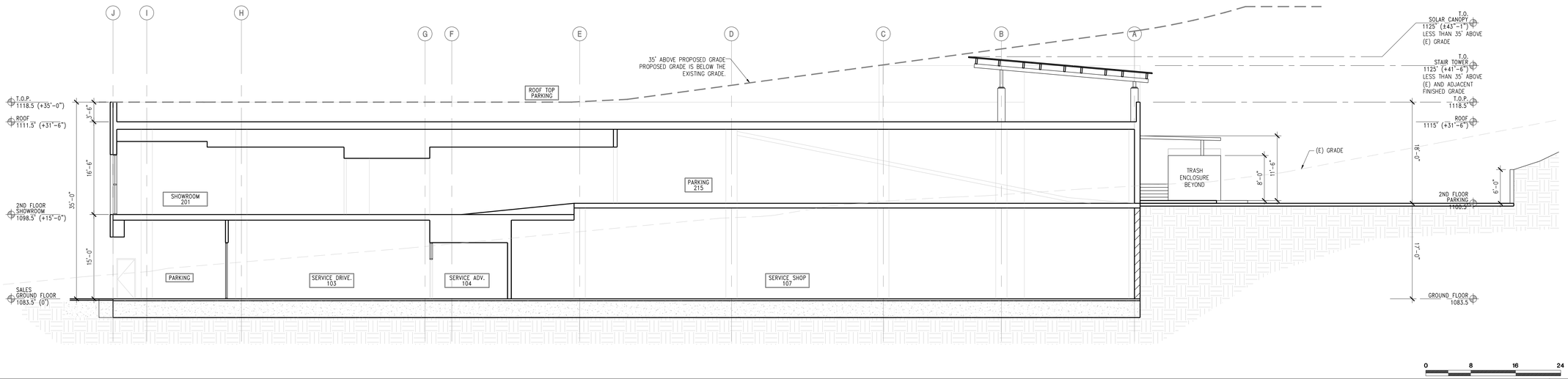

SECTION SCALE 1/8" = 1'-0" 4

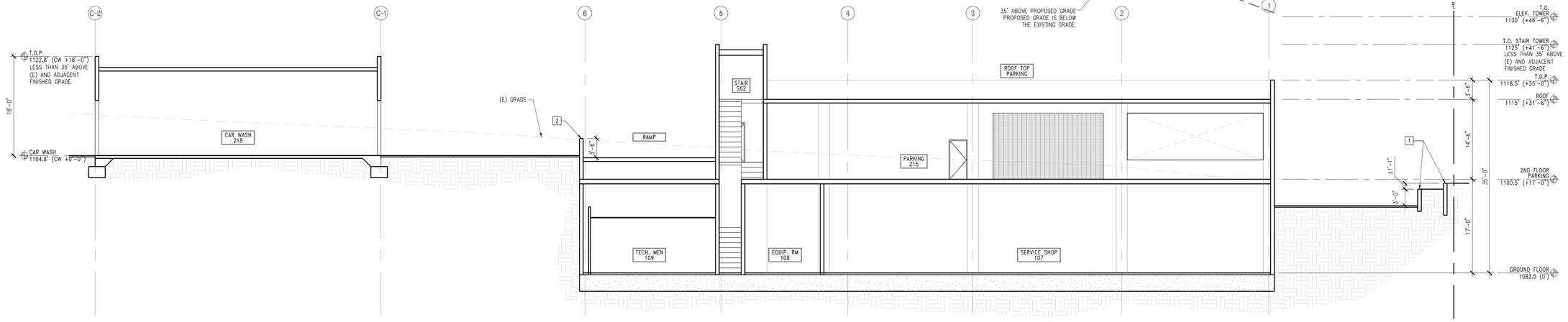

SECTION SCALE 1/8" = 1'-0" 2

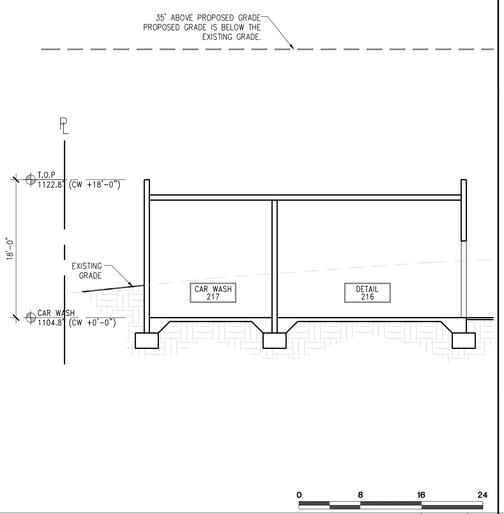

SECTION SCALE 1/8" = 1'-0" 21

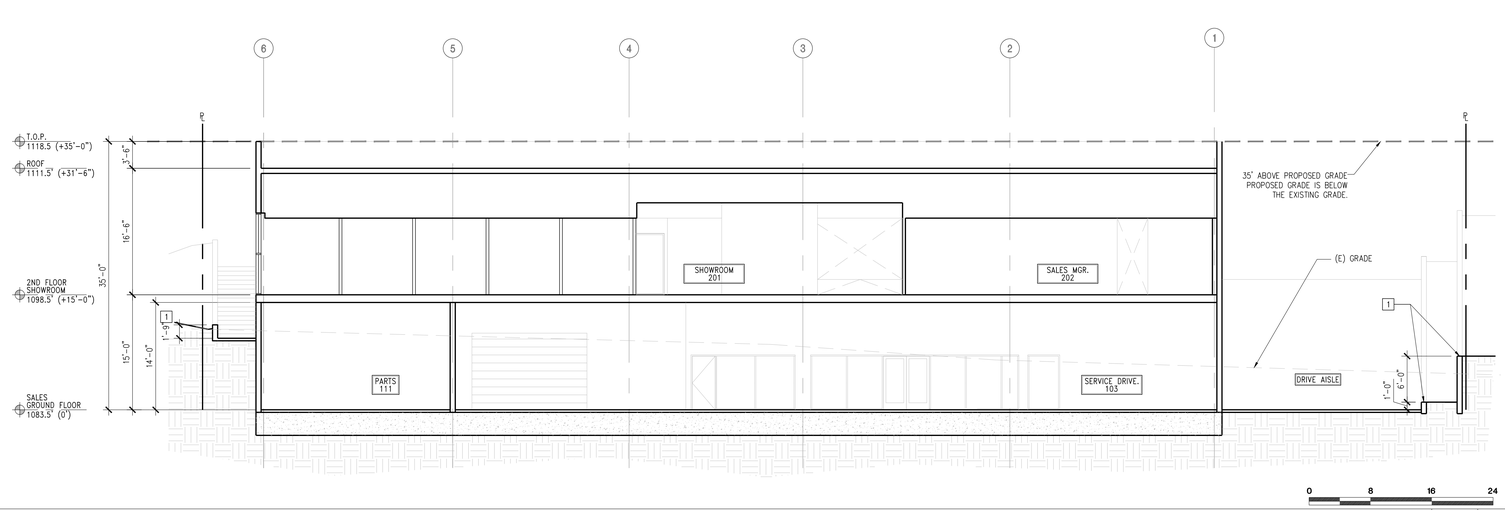

SECTION SCALE 1/8" = 1'-0" 1

LEGEND

KEY NOTES

1. RETAINING WALL,
   HEIGHT VARIES, MAX HEIGHT OF 6'-0"
   FROM ADJACENT GRADE
   SEE CIVIL DRAWINGS FOR ADDITIONAL
   INFORMATION
2. RAMP WALL.
   3'-6" HEIGHT.
   SLOPE TO MATCH RAMP

GENERAL NOTE

1. SEE CIVIL DRAWINGS FOR FULL SITE SECTION, STREET FRONTAGE AND ADDITIONAL RETAINING WALL INFORMATION.

PROJECT

KIA OF CALABASAS

24460 CALABASAS ROAD, CALABASAS, CA 91302

ARCHITECT

AHT
ARCHITECTS INC.
2120 Wilshire Boulevard Suite 200
Santa Monica California 90403
310.453.4431

CONSULTANTS

ARCHITECT
AHT ARCHITECTS
ATTN: PATRICK WIRZ/DON TREIMAN
2120 WILSHIRE BLVD. SUITE 200
SANTA MONICA, CA 90403
TEL: (310) 453-4431
FAX: (310) 829-5296

STRUCTURAL ENGINEER
GRIMM & CHEN STRUCTURAL ENGINEERING, INC.
ATTN: JEFF CHEN
17500 REDHILL, SUITE 240
IRVINE, CA 92614
TEL: (949) 250-3150
FAX: (949) 203-0450

MEP ENGINEER
PRO ENGINEERING CONSULTING, INC.
ATTN: RAMIN PARSI
1057 SYCAMORE
VISTA, CA 92081
TEL: (858) 240-4336
FAX: (866) 936-5447

LANDSCAPE ARCHITECT
L. NEWMAN DESIGN GROUP, INC.
ATTN: BOB BOMBARDIER
5743 CORSA AVE # 205
WESTLAKE VILLAGE, CA 91362
TEL: (818) 991-5056

CIVIL ENGINEER
DIAMOND WEST INC
ATTN: DUSTIN WOOMER
24005 VENTURA BLVD UNIT 100
CALABASAS, CA 91302
TEL: (818) 591-1050

REVISIONS

NO.	DESCRIPTION	DATE
	DRC RESUBMITTAL	06/20/23
	DRC RESUBMITTAL	02/27/24

STAMP + SIGNATURE

NOT FOR CONSTRUCTION

COPYRIGHT 2024 AHT ARCHITECTS INC.
THIS DOCUMENT, AND THE IDEAS AND DESIGNS INCORPORATED HEREIN, AS AN INSTRUMENT OF PROFESSIONAL SERVICE, IS THE PROPERTY OF AHT ARCHITECTS, INC. AND IS NOT TO BE USED IN WHOLE OR IN PART FOR ANY PROJECT OTHER THAN THE ONE IDENTIFIED HEREIN WITHOUT WRITTEN AUTHORIZATION OF AHT ARCHITECTS, INC. THIS DOCUMENT SHALL NOT BE REPRODUCED OR MODIFIED WITHOUT THE EXPRESS WRITTEN AND SIGNED CONSENT OF AHT ARCHITECTS, INC. ALL DRAWINGS, SPECIFICATIONS, AS WELL AS THE ARCHITECTURAL IDEAS AND CONCEPTS DESCRIBED HEREIN ARE UNDER THE PROTECTION OF ALL APPLICABLE COPYRIGHT LAWS.

SHEET TITLE

BUILDING SECTIONS

DATE:	02/27/2024
SCALE:	AS NOTED
DRAWN BY:	AHT
PROJECT NUMBER	22080.00

A4.4

ACTUAL SIZE OF THIS SHEET IS 30" X 42"

KIA 2021 GALLERY MATERIALS AND FINISH SCHEDULE

CODE	MATERIAL	NOTES	LOCATION	MANUFACTURER	PRODUCT	FINISH/COLOUR	DIMENSION	WEBSITE	MANUFACTURER REPRESENTATIVE CONTACT INFORMATION
ACM-1	ALUMINUM COMPOSITE MATERIAL	CONTRACTOR TO COORDINATE ALL ADDITIONAL PARTS AND SYSTEMS THAT ARE RECOMMENDED BY THE MANUFACTURER TO COMPLETE INSTALL.	EXTERIOR FACADE	ALPOLIC	ALPOLIC / FR	TOB BLACK	REFERENCE CONSTRUCTION DOCUMENTS	https://www.alpolic-americas.com/products /fire-resistant/	COMPANY: ALPOLIC NAME: JOHN STUMPF P: 757-609-5325 M: N/A E: JOHNS@ALPOLIC.COM W: WWW.ALPOLIC.COM
ACM-2	ALUMINUM COMPOSITE MATERIAL	CONTRACTOR TO COORDINATE ALL ADDITIONAL PARTS AND SYSTEMS THAT ARE RECOMMENDED BY THE MANUFACTURER TO COMPLETE INSTALL.	EXTRY PORTAL	ALPOLIC	ALPOLIC / FR	BSX SILVER METALLIC	REFERENCE CONSTRUCTION DOCUMENTS	https://www.alpolic-americas.com/products fire-resistant/	COMPANY: ALPOLIC NAME: JOHN STUMPF P: 757-609-5325 M: N/A E: JOHNS@ALPOLIC.COM W: WWW.ALPOLIC.COM
ACT-1	ACOUSTICAL CEILING TILES	CONTRACTOR TO COORDINATE ALL ADDITIONAL PARTS AND SYSTEMS THAT ARE RECOMMENDED BY THE MANUFACTURER TO COMPLETE INSTALL.	SEE RCP	ARMSTRONG	PRODUCT: LYRA PB CONCEALED ITEM # 8433PB	COLOR: WHITE (WH) EDGE: BEVELED CONCEALED 15/16 SUSPENSION SYSTEM: WHITE	24" W X 48" L	https://www.armstrongceilings.com/commercial /en/commercial-ceilings-walls/lyra-concealed-ceiling-tiles.html#!query=LYRA	COMPANY: ARMSTRONG WORLD INDUSTRIES NAME: JEN MCCOY P: 513-919-2263 M: N/A E: JMMCCOY@ARMSTRONGCEILINGS.COM W: WWW.ARMSTRONGCEILINGS.COM
ACT-2	ACOUSTICAL CEILING TILES	CONTRACTOR TO COORDINATE ALL ADDITIONAL PARTS AND SYSTEMS THAT ARE RECOMMENDED BY THE MANUFACTURER TO COMPLETE INSTALL.	SEE RCP	ARMSTRONG	PRODUCT: ACOUSTIBUILT SEAMLESS ACOUSTICAL CEILING SYSTEM ITEM 3: 2604	COLOR: FINE WHITE TEXTURE FINISH (FW) EDGE: TAPERED	48" W X 72" L	https://www.armstrongceilings.com/commercial /en/commercial-ceilings-walls/acoustibuilt-ceiling-panels.html	COMPANY: ARMSTRONG WORLD INDUSTRIES NAME: JEN MCCOY P: 513-919-2263 M: N/A E: JMMCCOY@ARMSTRONGCEILINGS.COM W: WWW.ARMSTRONGCEILINGS.COM
AR-1	AREA RUG	CONTRACTOR TO COORDINATE ALL ADDITIONAL PARTS AND SYSTEMS THAT ARE RECOMMENDED BY THE MANUFACTURER TO COMPLETE INSTALL.	SERVICE LOUNGE	SHAW CONTRACT	STYLE:INHERIT STYLE # 5A229 CONSTRUCTION: MULTI-LEVEL PATTERN CUT/LOOP WEIGHT: 32 OZ. BACKING: NON -SKID RUBBER BACKING WEIGHU: 12' DIA EDGE: SERGE, COLOR: 00114 LUNAR DUST	COLOR: GREY SLATE 64535 MANUFACTURING LAYOUT: #749588_RUG A	12' DIAMETER	https://www.shawcontract.com/en--us/products/ 5A229/colors/64535?view=swatch	COMPANY: SHAW CONTRACT NAME: LAUREN HILLNER P: 513-581-0321 E: LAUREN.HILLNER@SHAWCONTRACT.COM W: WWW.SHAWCONTRACT.COM
AR-2	AREA RUG	CONTRACTOR TO COORDINATE ALL ADDITIONAL PARTS AND SYSTEMS THAT ARE RECOMMENDED BY THE MANUFACTURER TO COMPLETE INSTALL.	SERVICE LOUNGE	SHAW CONTRACT	STYLE:INHERIT STYLE # 5A229 CONSTRUCTION: MULTI-LEVEL PATTERN CUT/LOOP WEIGHT: 32 OZ. BACKING: NON-SKID RUBBER BACKING SIZE: 10' DIA EDGE: SERGE, COLOR: 00114 LUNAR DUST	COLOR: GREY SLATE 64535 MANUFACTURING LAYOUT: #749588_RUG B	10' DIAMETER	https://www.shawcontract.com/en--us/products/ 5A229/colors/64535?view=swatch	COMPANY: SHAW CONTRACT NAME: LAUREN HILLNER P: 513-581-0321 E: LAUREN.HILLNER@SHAWCONTRACT.COM W: WWW.SHAWCONTRACT.COM
AR-3	AREA RUG	CONTRACTOR TO COORDINATE ALL ADDITIONAL PARTS AND SYSTEMS THAT ARE RECOMMENDED BY THE MANUFACTURER TO COMPLETE INSTALL.	SERVICE LOUNGE	SHAW CONTRACT	STYLE:INHERIT STYLE # 5A229 CONSTRUCTION: MULTI-LEVEL PATTERN CUT/LOOP WEIGHT: 32 OZ. BACKING: NON-SKID RUBBER BACKING SIZE: 8' DIA EDGE: SERGE, COLOR: 00114 LUNAR DUST	COLOR: GREY SLATE 64535 MANUFACTURING LAYOUT: #749588_RUG C	8' DIAMETER	https://www.shawcontract.com/en--us/products/ 5A229/colors/64535?view=swatch	COMPANY: SHAW CONTRACT NAME: LAUREN HILLNER P: 513-581-0321 E: LAUREN.HILLNER@SHAWCONTRACT.COM W: WWW.SHAWCONTRACT.COM
CO-1	CONCRETE	FINISHING GRADE 1 = EXPOSES THE SAND PARTICLES IN THE CONCRETE. THE GRADE 1 FINISH SHOULD RESULT IN A "CREAMY LOOKING" SURFACE AND AHS THE MOST CONSISTENT APPEARANCE. FINISH CLASS 2: (SPECIFIED AS 800 GRIT) RESULTS IN A SURFACE THAT EXHIBITS A MODERATE LEVEL OF SPECULAR REFLECTIVITY. THIS FLOOR WITH BE REFLECTIVE, BUT WILL NOT BE "MIRROR-LIKE".	SHOWROOM, SERVICE RECEPTION, VEHICLE DELIVERY	SIKA	PRODUCT: SCOFIELD FORMULA ONE FINISHING GRADE: GRADE 1 FINISHING CLASS: 2	COLOR: G388 SOFT GRAY	REFERENCE CONSTRUCTION DOCUMENTS	https://usa.sika.com/en/construction/concrete.html	COMPANY: SIKA NAME: CUSTOMER SERVICE P: 201-933-8800 E: N/A W: WWW.USA.SIKA.COM
CO-2	CONCRETE	CONTRACTOR TO PREP SUBSTRATE AS RECOMMENDED BY THE MANUFACTURER.	PARTS, TOOLS, RECEIVING	TO BE DETERMINED BY CONTRACTOR	CONTRACTOR TO SEAL CONCRETE SLAB WITH INDUSTRIAL SEALER THAT CAN WITHSTAND WATER AND HARSH CHEMICALS	COLOR: CLEAR	REFERENCE CONSTRUCTION DOCUMENTS	N/A	TO BE DETERMINED BY CONTRACTOR
CPT-1	CARPET TILE	CONTRACTOR TO PREP SUBSTRATE AS RECOMMENDED BY THE MANUFACTURER. INSTALLATION: ASHLAR PATTERN	OFFICES, SEE FINISH PLAN	SHAW CONTRACT	COLLECTION: COLLECTIVE STYLE: 5T438 COLLECTIVE I TILE CONSTRUCTION: MULTI-LEVEL PATTERN LOOP FIBER: 100% SOLUTION DYED ECO SOLUTION Q NYLON BACKING: ECOWORX TILE	COLOR: BLACK 38505	9" W X 36" L	https://www.shawcontract.com/en-us/product/details /5T438?colorNumber=38505	COMPANY: SHAW CONTRACT NAME: LAUREN HILLNER P: 513-581-0321 E: LAUREN.HILLNER@SHAWCONTRACT.COM W: WWW.SHAWCONTRACT.COM
CW-1	CURTAIN WALL	ARCHITECT OF RECORD TO COORDINATE ALL ADDITIONAL PARTS AND SYSTEMS THAT ARE RECOMMENDED BY THE MANUFACTURER. FOLLOW MANUFACTURERS INSTALLATION RECOMMENDATIONS AND GUIDELINES.	SHOWROOM	CRL US ALUMINUM	SERIES: 2100 - STRUCTURAL SILICONE VERTICAL GLAZED CURTAIN WALL GLAZING METHOD: EXTERIOR GLAZING: TO BE DETERMINED BY ARCHITECT OF RECORD. ARCHITECT OF RECORD TO SELECT GLAZING BASED OFF THEIR LOCAL JURISDICTIONS THERMAL REQUIREMENTS.	MULLIONS AND HARDWARE COLOR: ANODIZED ALUMINUM GLAZING: CLEAR; LOW IRON	FACE WIDTH: 2" BACK MEMBER DEPTH: 5" OVERALL DEPTH: 7-1/16" GLAZING INFILL: 1" REFERENCE DESIGN DOCUMENTS FOR GLAZING PANEL SIZES.	N/A	COMPANY: CR LAURENCE NAME: CUSTOMER SERVICE P: 800-421-6144 E: N/A W: WWW.CRLAURENCE.COM
EIFS-1	EXTERIOR INSULATION FINISH SYSTEM	CONTRACTOR TO COORDINATE ALL ADDITIONAL PARTS AND SYSTEMS THAT ARE RECOMMENDED BY THE MANUFACTURER TO COMPLETE INSTALL.	EXTERIOR OF BUILDING	DRYVIT	DRYVIT "DEMANDIT ADVANTAGE" ARCHITECTURAL COATING KIAM 03 1413 S APPLIED OVER DRYVIT "FINESSE" SPECIALTY FINISH TEXTURE KIAM 03 1036 S INCORPORATING DRYVIT "STRATOTONE" HIGH PERFORMANCE COLORANT (S). SYSTEM REFERENCE: DRYVIT "OUTSULATION PLUS MD" EIFS WITH MOISTURE DRAINAGE	COLOR: TO MATCH BM COVENTRY GRAY	REFERENCE CONSTRUCTION DOCUMENTS	https://www.drvvit.com/products/coatings-stains/ demandit-advantage/	COMPANY: DRYVIT SYSTEMS INC. NAME:BOB DAZEL P: 734-276-0404 M: 734-790-6765 E: BOB.DAZEL@DRYVIT.COM W: WWW.DRYVIT.COM
EPOXY-1	EPOXY	REFERENCE MANUFACUTERS GUIDELINES FOR SURFACE PREP AND INSTALLATION.	SERVICE FLOOR	FLOROCK	PRODUCT: FLUID-APPLIED FLOORING TYPE FAF-4: EPOXY FLOOR, FOLLOWED BY CHEMICAL RESISTANT HIGH WEAR URETHANE. 1: PRIMER COAT: TWO-COMPONENT EPOXY. APPLY AT 10-12 MILS. A: PRODUCT: FLOROCK FLOROPOXY 4700 2: OVERLAY: EPOXY AND SAND AGGREGATE MIXTURE TROWELED IN PLACE, APPLIED AT 1/4" THICKNESS. A: PRODUCT: FLOROCK FLOROPOXY 4865 B: COLOR: BLACK 3: GROUT COAT: HIGH-PERFORMANCE EPOXY RESIN. APPLY AT 16 MILS. A: PRODUCT: FLOROCK FLOROPOXY 4865 B: COLOR: BLACK 4: GROUT COAT: HIGH-PERFORMANCE EPOXY RESIN. APPLY AT 16 MILS A: PRODUCT: FLOROCK FLOROPOXY 4805 B: COLOR: BLACK 5: TOPCOAT - URETHANE TOP COAT: FLOROTHAN MC HT A: COLOR: BLACK B: SLIP RESISTANCE AS REQUIRED	COLOR: BLACK FINISH: GLOSS TEXTURE: SAND	REFERENCE CONSTRUCTION DOCUMENTS	https://www.florock.net/	COMPANY: FLOROCK NAME: RICK OLEJNIK P: 616-915-4840 E: RICK.OLEJNIK@FLOROCK.NET W: WWW.FLOROCK.NET
EPOXY-2	EPOXY	REFERENCE MANUFACUTERS GUIDELINES FOR SURFACE PREP AND INSTALLATION.	SERVICE FLOOR	FLOROCK	PRODUCT: FLUID-APPLIED FLOORING TYPE FAF-4: EPOXY FLOOR, FOLLOWED BY CHEMICAL RESISTANT HIGH WEAR URETHANE. 1: PRIMER COAT: TWO-COMPONENT EPOXY. APPLY AT 10-12 MILS. A: PRODUCT: FLOROCK FLOROPOXY 4700 2: OVERLAY: EPOXY AND SAND AGGREGATE MIXTURE TROWELED IN PLACE, APPLIED AT1/4" THICKNESS. A: PRODUCT: FLOROCK FLOROPOXY 4865 B: COLOR: WHITE 3: GROUT COAT: HIGH-PERFORMANCE EPOXY RESIN. APPLY AT 16 MILS. A: PRODUCT: FLOROCK FLOROPOXY 4865 B: COLOR: WHITE 4: GROUT COAT: HIGH-PERFORMANCE EPOXY RESIN. APPLY AT 16 MILS A: PRODUCT: FLOROCK FLOROPOXY 4805 B: COLOR: WHITE 5: TOPCOAT - URETHANE TOP COAT: FLOROTHAN MC HT A: COLOR: WHITE B: SLIP RESISTANCE AS REQUIRED	COLOR: RED, TO MATCH PMS 185C FINISH: GLOSS TEXTURE: SMOOTH	REFERENCE CONSTRUCTION DOCUMENTS	https://www.florock.net/	COMPANY: FLOROCK NAME: RICK OLEJNIK P: 616-915-4840 E: RICK.OLEJNIK@FLOROCK.NET W: WWW.FLOROCK.NET
EQUIP-1	EQUIPMENT	FAUCET CONTRACTOR RESPONSIBLE FOR SPECIFYING AND ORDERING ALL PARTS TO COMPLETE INSTALL. CONTRACTOR RESPONSIBLE FOR SELECTING AC OR DC POWER OPTION. ADA COMPLIANT	RESTROOMS	SLOAN	PRODUCT: OPTIMA HARDWIRED-POWERED DECK-MOUNTED LOW BODY FAUCET MODEL #: ETF-410-PLG-TEE-GR-0.5GPM-MLM-IR-FCT CODE: 3365803BT COMMERCIAL GRADE FAUCET, ADA COMPLIANT, INTEGRATED WATER SHUT-OFF, WIRELESS SETTINGS ADJUSTMENT, SELF-ADAPTING SENSOR	COLOR: GRAPHITE FINISH	N/A	https://www.sloan.com/commercial-bathroom-products /faucets/optima/etf-410?variation_finish=Graphite	COMPANY: SLOAN NAME: CUSTOMER SERVICE P: 847-671-4300 M: N/A E: CUSTOMER.SERVICE@SLOAN.COM W: WWW.SLOAN.COM

KIA PROTOTYPE DESIGN INTENT DOCUMENTS

ChangeUp

937.293.7700 changeupinc.com

These drawings are for communication of design intent only. They are shown to a specific size, shape, color, feature and proportion, and not to be used as fabrication drawings.

© 2022 ChangeUp

DATE: MARCH 2022
REVISED: CG + ND
SCALE: NONE
PROJECT NO.: KIA00.11
DRAWING TITLE: INTERIOR FINISH & FURNITURE SCHEDULE
DWG NO.: A-4C.1

KIA 2021 GALLERY MATERIALS AND FINISH SCHEDULE

CODE	MATERIAL	NOTES	LOCATION	MANUFACTURER	PRODUCT	FINISH/COLOUR	DIMENSION	WEBSITE	MANUFACTURER REPRESENTATIVE CONTACT INFORMATION
EQUIP-2	EQUIPMENT	SOAP DISPENSER TO BE MOUNTED AT REQUIRED ADA HEIGHT. ADA COMPLIANT.	RESTROOMS	SLOAN	PRODUCT: SLOAN DECK-MOUNTED FOAM SOAP DISPENSER MODEL #: ESD-410-GR CODE: 3346161	COLOR: GRAPHITE FINISH	N/A	https://www.sloan.com/commercial-bathroom-products /faucets/optima/etf-410?variation_finish=Graphite	COMPANY: SLOAN NAME: CUSTOMER SERVICE P: 847-671-4300 M: N/A E: CUSTOMER.SERVICE@SLOAN.COM W: WWW.SLOAN.COM
EQUIP-3	EQUIPMENT	HAND DRYER TO BE MOUNTED AT REQUIRED ADA HEIGHT. ADA COMPLIANT.	RESTROOMS	EXCEL DRYER	PRODUCT: XLERATOR HAND DRYER	FINISH: XL-GR GRAPHITE TEXTURED PAINTED COVER	11 3/4" W x 12 11/16" H x 6 11/16" D	https://www.exceldryer.com/product/xlerator-hand-dryer/?utm_source=google&utm_medium=cpc&utm _campaign=GGTSNYE&utm_c ontent=GTDAd2H&gclid= CjwKCAjwxuuCBhATEiwAIIIz0Yx2jnUPhZg0a7Uppakmd DIbQMXxeFu2N4qfukjNSGAqtQMtua-sNxoCTdUQAvD _BwE	COMPANY: EXCEL DRYER NAME: CUSTOMER SERVICE P: 888-998-7704 M: N/A E: SALES@EXCELDRYER.COM W: WWW.EXCELDRYER.COM
EQUIP-4	EQUIPMENT	PAPER TOWEL DISPENSER CONTRACTOR RESPONSIBLE FORCOORDINATING WITH MANUFACTURER ALL PARTS AND PIECESTHAT ARE NEEDED FOR PROPER INSTALLATION	RESTROOMS	AMERICAN SPECIALTIES, INC.	PRODUCT: PIATTO COMPLETELY RECESSED PAPER TOWEL DISPENSER AND WASTE RECEPTICLE MODEL #: 64623-41	COLOR: MATTE BLACK PHENOLIC DOOR	Finished Wall Opening (FWO): 14-5/16" x 28-1/16" x 4-11/16" min Unit Size:14-1/4" x 28" x 4-9/16"	https://americanspecialties.com/product/piatto -completely-recessed-paper-towel-dispenser-and-waste-receptacle-matte-black-phenolic-door-64623-41/	COMPANY: AMERICAN SPECIALTIES, INC. NAME: CUSTOMER SERVICE P: 914-476-0688 M: N/A E: N/A W: WWW.AMERICANSPECIALTIES.COM
EQUIP-5	EQUIPMENT	GRAB BAR TO BE MOUNTED AT REQUIRED ADA HEIGHT. ADA COMPLIANT.	RESTROOMS	KOHLER	PRODUCT: KUMIN 42" GRAB BAR MODEL #: K-22824-BL	COLOR: MATTE BLACK	42" L	https://www.us.kohler.com/us/kumin-42-grab-bar /productDetail/accessories-grab-bars/1604912. htm?skuId=1604853&brandId=1787392	COMPANY: KOHLER NAME: CUSTOMER SERVICE P: 800-456-4537 M: N/A E: N/A W: WWW.US.KOHLER.COM
EQUIP-6	EQUIPMENT	TOILET TISSUE DISPENSER TO BE MOUNTED AT REQUIRED ADA HEIGHT. ADA COMPLIANT.	RESTROOMS	KOHLER	PRODUCT: COMPONENTS WALL MOUNTED EURO TOILET PAPER HOLDER MODEL #: K-78384-BL	COLOR: MATTE BLACK	18" x 4-13/16" x 5	https://www.faucetdirect.com/kohler-k-78384-components-wall-mounted-euro-toilet-paper-holder/p3545088	COMPANY: FAUCETDIRECT.COM NAME: CUSTOMER SERVICE P: 800-864-2555 M: N/A E: CS@FAUCETDIRECT.COM W: WWW.FAUCETDIRECT.COM
EQUIP-7	EQUIPMENT	TO BE MOUNTED AT REQUIRED ADA HEIGHT. ADA COMPLIANT.	RESTROOMS	GOLDEN GROUP INTERNATIONAL	PRODUCT: SANITARY NAPKIN RECEPTACLE - GGI TD9200	COLOR: BLACK	10-11/16"W X 15-1/8"H X 4-1/16"D	https://www.bobrick.com/product/washrooms-accessories/washroom-accessories/washrooms-accessories-catalog/product/b-5270/	A: COMPANY:BOBRICK B: CUSTOMER SERVICE P: 818-982-9600 M: N/A E: SALES@EVERUE.COM W: WWW.BOBRICK.COM
EQUIP-8	EQUIPMENT	MIRROR THIS ITEM REQUIRES ELECTRIC. ARCHITECT OF RECORD TO COORDINATE APPROPRIATE ELECTRICAL NEEDS.	RESTROOMS	GRAND MIRRORS	PRODUCT: GRAND MIRRORS ECLIPSE BACK LIGHTED LED LIGHT: PHILLIPS LED LIGHT LED LIGHT TEMPERATURE: PHILIPS WARM LIGHT (2700K)	FINISH: MATTE BLACK FRAME ROUNDED CORNERS	60" H X 36" W	https://grandmirrors.com/eclipse/	COMPANY: GRAND MIRRORS NAME: CUSTOMER SERVICE P: 949-441-4262 M: N/A E: SALES@EVERUE.COM W: WWW.GRANDMIRRORS.COM
EQUIP-9	EQUIPMENT	MINI FRIDGE	IN FX-2	KINGS BOTTLE	PRODUCT: 36" HEATING GLASS 2 DOOR BUILT IN BEVERAGE FRIDGE PRODUCT SKU: KBU56M	FINISH: STAINLESS	36" W X 22" D X 34" H	https://kingsbottle.com/collections/commercial-refrigerators/products/2-door-front-venting-full-stainless-steel-bar-fridge	COMPANY: KINGS BOTTLE USA NAME: CUSTOMER SERVICE / SALES P: 800-419-8183 M: N/A E: SALES@KINGSBOTTLE.COM W:WWW.KINGSBOTTLE.COM
EQUIP-10	EQUIPMENT	CONTRACTOR TO COORDINATE ALL ADDITIONAL PARTS AND SYSTEMS THAT ARE RECOMMENDED BY THE MANUFACTURER TO COMPLETE INSTALL. SECURITY BOLLARD DESIGNED TO BE PERMANENTLY EMBEDDED WITH A REINFORCED FOOTING AND INTERNAL CONCRETE/STEEL REINFORCEMENT. SEE MANUFACTURERS PRODUCT GUIDELINES FOR MORE INFORMATION.	OUTSIDE OF SERVICE AND DELIVERY BAYS	LANDSCAPE FORMS	PRODUCT: ANNAPOLIS SECURITY BOLLARD W/ SMART SOLAR-POWERED LED LIGHT	FINISH: BLACK POWDERCOATED METAL	6"DIA X 33"H	https://www.landscapeforms.com/en-US/ product/Pages/Annapolis-Bollard.aspx	COMPANY: LANDSCAPE FORMS NAME: KENDRA BROWN P: 269-276-4440 M: N/A E: KENDRAB@LANDSCAPEFORMS.COM W:WWW.LANDSCAPEFORMS.COM
GF-1	GLASS FILM	CONTRACTOR TO COORDINATE ALL ADDITIONAL PARTS AND SYSTEMS THAT ARE RECOMMENDED BY THE MANUFACTURER TO COMPLETE INSTALL.	ALL SHOWROOM AND LOUNGE AREA GLASS	3M	FASARA GLASS FINISHES	GRADATION SH2FGCN CLOUD NARROW WHITE	50" W X 98.4' L	https://www.3m.com/3M/en_US/p/d/b5005018055/ ?preselect=8700104+8770494	COMPANY: 3M NAME: JUSTIN BROWN P: 513-225-3532 M: N/A E: JEBROWN2@MMM.COM W:WWW.3M.COM
GL-1	GLASS	CONTRACTOR RESPONSIBLE TO COORDINATE APPROPRIATE HARDWARE WITH MANUFACTURER.	BRAND WALL	SKYLINE GLASS	VITRACOLOR BACK-PAINTED LOW-IRON TEMPERED SAFETY GLASS	COLOR: CUSTOM TO MATCH PMS 7547 C	MAX PANEL SIZE: 46" X 144" 1/4" THICKNESS	https://skydesign.com/glass_type/vitracolor-back -painted-glass/	COMPANY: SKYLINE GLASS NAME: BELINDA BINFORD P: 888-278-4660 M: E: BELINDA@DANBINFORD.COM W: WWW.SKYDESIGN.COM
GL-2	GLASS	CONTRACTOR RESPONSIBLE TO COORDINATE APPROPRIATE HARDWARE WITH MANUFACTURER.	CURTAIN WALL, STOREFRONT, INTERIOR GLASS	TO BE DETERMINED BY CONTRACTOR	ITEM:LOW IRON, TEMPERED GLASS	COLOR: CLEAR; LOW IRON	REFERENCE CONSTRUCTION DOCUMENTS	TO BE DETERMINED BY CONTRACTOR	TO BE DETERMINED BY CONTRACTOR
HW-1	HARDWARE		IN FIXTURES	RICHIELEIU	PRODUCT: CONTEMPORARY ALUMINUM EDGE PULL - 9595 PRODUCT #: BP9595192CHBRZ	COLOR: CHAMPAGNE BRONZE	CENTER TO CENTER: 7-9/16" OVERALL DIM: 8-11/32"	https://www.richelieu.com/us/en/category/decorative-hardware/cabinet-hardware-pulls-and-knobs/pulls/contemporary-aluminum-edge-pull-9595/1224385/sku-BP9595192CHBRZ	COMPANY: RICHELIEU NAME: CUSTOMER SERVICE P: 1-866-833-4150 M: N/A E: W: WWW.RICHELIEU.COM
LVT-1	LUXURY VINYL TILE	PREP AND PRIME SURFACES PER MANUFACTURER'S RECOMMENDATIONS.	LOUNGE AREAS, CONSULT AREAS, AND CORRIDORS	MATS INC.	WINEO PURLINE LVT, WOOD XL	COLOR: CRAFTED OAK	10" W X 59" L	https://matsinc.com/wineo-purline-planks	COMPANY: MATS INC. NAME: MARK SADAUSKAS P: 781-573-0216 M: 614-743-7146 E: MSADAUSKAS@MATSINC.COM W: WWW.MATSINC.COM
P-1	PAINT	PREP AND PRIME SURFACES PER MANUFACTURER'S RECOMMENDATIONS.	WALLS UNLESS NOTED OTHERWISE	BENJAMIN MOORE	PRODUCT: AURA WATERBORNE INTERIOR ACRYLIC LATEX PAINT	COLOR: BM OC-61 WHITE DIAMOND FINISH: FLAT FOR CEILINGS/SOFFITS FINISH: EGGSHELL FOR WALLS	N/A	https://store.benjaminmoore.com/storefront/us/en /coating/interior-paints/benjaminmoore/aura-water borne-interior-paint/aura/p/0522	COMPANY: BENJAMIN MOORE NAME: DOROTHY HAZINSKI P: 866-708-9181 M: 330-353-3850 E: DOROTHY.HAZINSKI@BENJAMINMOORE.COM W: WWW.BENJAMINMOORE.COM
P-2	PAINT	PREP AND PRIME SURFACES PER MANUFACTURER'S RECOMMENDATIONS.	SHOWROOM SOFFIT LOUNGE/DELIVERY ACCENT WALLS	BENJAMIN MOORE	PRODUCT: AURA WATERBORNE INTERIOR ACRYLIC LATEX PAINT	COLOR: BM 2129-10 MIDNIGHT DREAM FINISH: FLAT FOR SOFFITS FINISH: EGGSHELL FOR WALLS	N/A	https://store.benjaminmoore.com/storefront/us/en /coating/interior-paints/benjaminmoore/aura-water borne-interior-paint/aura/p/0522	COMPANY: BENJAMIN MOORE NAME: DOROTHY HAZINSKI P: 866-708-9181 M: 330-353-3850 E: DOROTHY.HAZINSKI@BENJAMINMOORE.COM W: WWW.BENJAMINMOORE.COM
P-3	PAINT	PREP AND PRIME SURFACES PER MANUFACTURER'S RECOMMENDATIONS.	SERVICE DRIVE	BENJAMIN MOORE	PRODUCT: AURA WATERBORNE INTERIOR ACRYLIC LATEX PAINT	COLOR: CONVENTRY GRAY FINISH: EGGSHELL	N/A	https://store.benjaminmoore.com/storefront/us/en /coating/interior-paints/benjaminmoore/aura-water borne-interior-paint/aura/p/0522	COMPANY: BENJAMIN MOORE NAME: DOROTHY HAZINSKI P: 866-708-9181 M: 330-353-3850 E: DOROTHY.HAZINSKI@BENJAMINMOORE.COM W: WWW.BENJAMINMOORE.COM
P-4	PAINT	PREP AND PRIME SURFACES PER MANUFACTURER'S RECOMMENDATIONS.	EXTERIOR PAINT	BENJAMIN MOORE	PRODUCT: REGAL SELECT EXTERIOR LATEX PAINT	COLOR: CONVENTRY GRAY FINISH: EGGSHELL	N/A	https://store.benjaminmoore.com/storefront/us/en /coating/interior-paints/benjaminmoore/regal-select -exterior-paint/regal/p/RSE%20FLAT	COMPANY: BENJAMIN MOORE NAME: DOROTHY HAZINSKI P: 866-708-9181 M: 330-353-3850 E: DOROTHY.HAZINSKI@BENJAMINMOORE.COM W: WWW.BENJAMINMOORE.COM
P-5	METALLIC PAINT	PREP AND PRIME SURFACES PER MANUFACTURER'S RECOMMENDATIONS.	FEATURE VEHICLE FLOOR DETAIL	CRESCENT BRONZE POWDER CO.	PRODUCT: METALLIC PIGMENTS AND PAINTS	COLLECTION: ALUMINUM COLOR: EXTRA FINE #120	N/A	https://www.benjaminmoore.com/en-ca/contractors /corotech-high-performance-coating/corotech-command	COMPANY: BENJAMIN MOORE NAME: DOROTHY HAZINSKI P: 866-708-9181 M: 330-353-3850 E: DOROTHY.HAZINSKI@BENJAMINMOORE.COM W: WWW.BENJAMINMOORE.COM
P-6	PAINT	PREP AND PRIME SURFACES PER MANUFACTURER'S RECOMMENDATIONS.		BENJAMIN MOORE	PRODUCT:COROTECH COMMAND WATERBORNE ACRYLIC URETHANE	COLOR: BM 1117 GUESTHOUSE FINISH:EGGSHELL	N/A	https://www.benjaminmoore.com/en-ca/contractors /corotech-high-performance-coating/corotech-command	COMPANY: BENJAMIN MOORE NAME: DOROTHY HAZINSKI P: 866-708-9181 M: 330-353-3850 E: DOROTHY.HAZINSKI@BENJAMINMOORE.COM W: WWW.BENJAMINMOORE.COM

KIA PROTOTYPE DESIGN INTENT DOCUMENTS

ChangeUp

937.293.7700 changeupinc.com

These drawings are for communication of design intent only. They are shown to a specific size, shape, color, feature and proportion, and not to be used as fabrication drawings.

© 2022 ChangeUp

DATE: MARCH 2022
REVISED: CG + ND
SCALE: NONE
PROJECT NO.: KIA00.11
DRAWING TITLE: INTERIOR FINISH & FURNITURE SCHEDULE
DWG NO.: A-4C.2

PROJECT

KIA OF CALABASAS

24460 CALABASAS ROAD, CALABASAS, CA 91302

ARCHITECT

AHT ARCHITECTS INC.
2120 Wilshire Boulevard Suite 200
Santa Monica California 90403
310.453.4431

CONSULTANTS

ARCHITECT
AHT ARCHITECTS
ATTN: PATRICK WIRZ/DON TREIMAN
2120 WILSHIRE BLVD. SUITE 200
SANTA MONICA, CA 90403
TEL: (310) 453-4431
FAX: (310) 829-5296

STRUCTURAL ENGINEER
GRIMM & CHEN STRUCTURAL ENGINEERING, INC.
ATTN: JEFF CHEN
17500 REDHILL, SUITE 240
IRVINE, CA 92614
TEL: (949) 250-3150
FAX: (949) 203-0450

MEP ENGINEER
PRO ENGINEERING CONSULTING, INC.
ATTN: RAMIN PARSI
1057 SYCAMORE
VISTA, CA 92081
TEL: (858) 240-4336
FAX: (866) 936-5447

LANDSCAPE ARCHITECT
L. NEWMAN DESIGN GROUP, INC.
ATTN: BOB BOMBARDIER
5743 CORSA AVE # 205
WESTLAKE VILLAGE, CA 91362
TEL: (818) 991-5056

CIVIL ENGINEER
DIAMOND WEST INC
ATTN: DUSTIN WOOMER
24005 VENTURA BLVD UNIT 100
CALABASAS, CA 91302
TEL: (818) 591-1050

REVISIONS

NO.	DESCRIPTION	DATE
	DRC RESUBMITTAL	06/20/23
	DRC RESUBMITTAL	02/27/24

STAMP + SIGNATURE

NOT FOR CONSTRUCTION

COPYRIGHT 2024 AHT ARCHITECTS INC.
THIS DOCUMENT, AND THE IDEAS AND DESIGNS INCORPORATED HEREIN, AS AN INSTRUMENT OF PROFESSIONAL SERVICE, IS THE PROPERTY OF AHT ARCHITECTS, INC. AND IS NOT TO BE USED IN WHOLE OR IN PART FOR ANY PROJECT OTHER THAN THE ONE IDENTIFIED HEREIN WITHOUT WRITTEN AUTHORIZATION OF AHT ARCHITECTS, INC. THIS DOCUMENT SHALL NOT BE REPRODUCED OR MODIFIED IN ANY WAY WITHOUT THE EXPRESSED WRITTEN CONSENT OF AHT ARCHITECTS, INC. ALL DRAWINGS, SPECIFICATIONS, AS WELL AS THE ARCHITECTURAL IDEAS AND CONCEPTS DESCRIBED HEREIN ARE UNDER THE PROTECTION OF ALL APPLICABLE COPYRIGHT LAWS.

SHEET TITLE

FINISH SCHEDULE

DATE: 02/27/2024
SCALE: AS NOTED
DRAWN BY: AHT
PROJECT NUMBER 22080.00

A10.A

ACTUAL SIZE OF THIS SHEET IS 30" X 42"

KIA 2021 GALLERY MATERIALS AND FINISH SCHEDULE

P-7	PAINT	PREP AND PRIME SURFACES PER MANUFACTURER'S RECOMMENDATIONS.	SHOWROOM WALLS, TRIM-1	BENJAMIN MOORE	PRODUCT: AURA WATERBORNE INTERIOR ACRYLIC LATEX PAINT	COLOR: BM OC-10 WHITE SAND FINISH: EGGSHELL	N/A	https://store.benjaminmoore.com/storefront/us/en/coating/interior-paints/benjamin-moore/aura-waterborne-interior-paint/aura/p/0522	COMPANY:BENJAMIN MOORE NAME: DOROTHY HAZINSKI P: 866-708-9181 M: 330-353-3850 E: DOROTHY.HAZINSKI@BENJAMINMOORE.COM W: WWW.BENJAMINMOORE.COM
P-8	METALIC PAINT	PREP AND PRIME SURFACES PER MANUFACTURER'S RECOMMENDATIONS.		CRESCENT BRONZE POWDER CO.	PRODUCT: METALLIC PIGMENTS AND PAINTS	COLLECTION: DESIGNER TONES COLOR: SANDSTONR #849	REFERENCE CONSTRUCTION DOCUMENTS	https://www.crescentbronze.com/metallic-paint	COMPANY: CRESCENT BRONZE POWDER CO. NAME: CUSTOMER SERVICE O: 920-230-3270 P: 800-445-6810 WWW.CRESCENTBRONZE.COM
PART-1	PARTITION	CONTRACTOR TO COORDINATE ALL ADDITIONAL PARTS AND SYSTEMS THAT ARE RECOMMENDED BY THE MANUFACTURER TO COMPLETE INSTALL.	SHOWROOM GLASS	HAWORTH	PRODUCT:ENCLOSE OFFICE SYSTEMS	BUTT-SEAMED CLEAR, LOW-IRON GLASS FRAME FINISH: PRISMATIC POWDERS, METALLIC TOMIC GOLD II(PC-3)	REFERENCE CONSTRUCTION DOCUMENTS	https://www.haworth.com/na/en/products/moveable-walls/enclose-walls.html	COMPANY: HAWORTH NAME: LESLIE LEVINSKI P: N/A M: 949-424-9340 E: LESLIE.LEVINSKI@HAWORTH.COM W: WWW.HAWORTH.COM
PART-2	PARTITION	CONTRACTOR TO COORDINATE ALL ADDITIONAL PARTS AND SYSTEMS THAT ARE RECOMMENDED BY THE MANUFACTURER TO COMPLETE INSTALL.	LOUNGE GLASS	HAWORTH	PRODUCT:ENCLOSE OFFICE SYSTEMS	BUTT-SEAMED CLEAR, LOW-IRON GLASS FRAME FINISH: SATIN CHROME	REFERENCE CONSTRUCTION DOCUMENTS	https://www.haworth.com/na/en/products/moveable-walls/enclose-walls.html	COMPANY: HAWORTH NAME: LESLIE LEVINSKI P: N/A M: 949-424-9340 E: LESLIE.LEVINSKI@HAWORTH.COM W: WWW.HAWORTH.COM
PC-1	INTERIOR POWDERCOAT		INFINITE LOOP	TIGER DRYLAC	PRODUCT:INTERIOR GRADE POWDERCOAT	COLOR: RAL 3020 FINISH: GLOSSY	REFERENCE FIXTURE DOCUMENTS	https://fs18.fromsite.com/jRcwcI/specifierTIGER orderform/index.html	COMPANY: TIGER DRYLAC NAME: MITCH ANGELES P: 331-901-5783 M: 630-593-3532 E: MITCH.ANGELES@TIGER-COATINGS.COM W: WWW.TIGER-COATINGS.COM
PC-2	INTERIOR POWDERCOAT		BRAND WALL BASE RESTROOM SINK BASE	TIGER DRYLAC	PRODUCT:INTERIOR GRADE POWDERCOAT	COLOR: RAL 9005 49/82830 FINISH:MATTE	REFERENCE FIXTURE DOCUMENTS	https://fs18.fromsite.com/jRcwcI/specifierTIGER orderform/index.html	COMPANY: TIGER DRYLAC NAME: MITCH ANGELES P: 331-901-5783 M: 630-593-3532 E: MITCH.ANGELES@TIGER-COATINGS.COM W: WWW.TIGER-COATINGS.COM
PC-3	INTERIOR POWDERCOAT		SHOWROOM WALL	PRISMATIC POWDERS	PRODUCT:INTERIOR GRADE POWDERCOAT	COLLECTION: METALLICS COLOR:PPB 10613 MATTE MONACO COPPER	REFERENCE FIXTURE DOCUMENTS	https://www.prismaticpowders.com/shop/powder-coating-colors/EMB-4448/tomic-gold-ii	COMPANY: NIC INDUSTRIES NAME: JESSIE GRAHAM P: 541-830-6502 M: 541-326-5051 E: JESSIE@NICINDUSTRIES.COM W: WWW.PRISMATICPOWDERS.COM
PC-4	POWDERCOAT		FX-1	TIGER DRYLAC	PRODUCT:INTERIOR GRADE POWDERCOAT	COLOR: BENGAL SILVER 049/99999 FINISH: MATTE	REFERENCE FIXTURE DOCUMENTS	https://fs18.fromsite.com/jRcwcI/specifierTIGER orderform/index.html	COMPANY: TIGER DRYLAC NAME: MITCH ANGELES P: 331-901-5783 M: 630-593-3532 E: MITCH.ANGELES@TIGER-COATINGS.COM W: WWW.TIGER-COATINGS.COM
PC-5	POWDERCOAT			TIGER DRYLAC	PRODUCT:INTERIOR GRADE POWDERCOAT	COLOR: WHITE MATTE 049/11350	REFERENCE FIXTURE DOCUMENTS	https://fs18.fromsite.com/jRcwcI/specifierTIGER orderform/index.html	COMPANY: TIGER DRYLAC NAME: MITCH ANGELES P: 331-901-5783 M: 630-593-3532 E: MITCH.ANGELES@TIGER-COATINGS.COM W: WWW.TIGER-COATINGS.COM
PL-1	PLASTIC LAMINATE		FIXTURES, CUSTOMER FACING CABINETS	WILSONART	PRODUCT:STANDARD HIGH PRESSURE LAMINATE	COLOR: 7996-38 NATURAL RECON FINISH: FINE VELVET	REFERENCE FIXTURE DOCUMENTS	https://www.wilsonart.com/natural-recon-7996	COMPANY: FLAGG INC. NAME: DONNA ARIAPAD P: 513-874-5900 M: 513-295-0380 E: DONNAARIAPAD@FLAGGINC.COM W: WWW.WILSONART.COM
PL-2	PLASTIC LAMINATE		BACK OF HOUSE	WILSONART	PRODUCT:STANDARD HIGH PRESSURE LAMINATE	COLOR: D427-60 LINEN FINISH: MATTE	REFERENCE FIXTURE DOCUMENTS	https://www.wilsonart.com/laminate/design-library/linen-d427	COMPANY: FLAGG INC. NAME: DONNA ARIAPAD P: 513-874-5900 M: 513-295-0380 E: DONNAARIAPAD@FLAGGINC.COM W: WWW.WILSONART.COM
SFS-1	STORE FRONT SYSTEM	ARCHITECT OF RECORD TO COORDINATE ALL ADDITIONAL PARTS AND SYSTEMS THAT ARE RECOMMNENDED BY THE MANUFACTURER. FOLLOW MANUFACTURERS INSTALLATION RECOMMNENDATIONS AND GUIDELINES.		KAWNEER	SERIES:TRIFAB VERSGLAZE 451/451T FRAMING SYSTEM GLAZING:TO BE DETERMINED BY ARCHITECT OF RECORD.ARCHITECT OF RECORD TO SELECT GLAZING BASED OFF THEIR LOCAL JURISDICTIONS THERMAL REQUIREMENTS.	MULLIONS AND HARDWARE COLOR:ANODIZED ALUMINUM GLAZING: CLEAR; LOW IRON	FACE WIDTH:2" BACK MEMBER DEPTH:4.5" REFERENCE DESIGN DOCUMENTS FOR GLAZING PANEL SIZES.	https://www.kawneer.com/kawneer/north_america/en/product.asp?cat_id=1342&prod_id=1833&desc=thermal-aluminum-window-framing-system	COMPANY: KAWNEER NAME: TIMOTHY J.MARCONI P: 330-312-7394 E: TIM.MARCONI@ARCONIC.COM W: WWW.KAWNEER.COM
SS-1	SOLID SURFACE		FIXTURES, RESTROOMS, CUSTOMER FACING COUNTERS	LX HAUSYS	PRODUCT: HI-MACS SOLID SURFACE	COLOR: KAMET L017	REFERENCE CONSTRUCTION DOCUMENTS	https://www.porcelanosa-usa.com/products/krison-9101-crytal-white	COMPANY: PORCELANOSA NAME: MICHAEL MANGIN P: 312-204-6220 C: 312-989-9511 E: MMANGIN@PORCELANOSA-USA.COM W: WWW.KRISON.COM
T-1	TILE	ALTERNATIVE TO CO-1 TO BE USED WHEN NEW CONCRETE CAN NOT BE POURED INSTALLED STACKBOND	RESTROOMS	CREATIVE MATERIALS CORP.	COLLECTION: BRICOLAGE	COLOR: GREY MICRO GROUT COLOR: MAPEI 27 SILVER	29.5"W X 29.5"L	https://www.creativematerialscorp.com/product/bricolage/	COMPANY: CREATIVE MATERIALS CORPORATION NAME: DOUG SALATINO P: 518-713-5371 C: 518-281-8264 E: DSALATINO@CREATIVEMATERIALSCORP.COM W: WWW.CREATIVEMATERIALSCORP.COM
T-2	TILE	ALTERNATIVE TO LVT-1 TO BE USED WHEN LUXURY VINYL TILE CAN NOT BE USED. INSTALLED 1/3 RUNNING BOND		CREATIVE MATERIALS CORP.	COLLECTION: INYO	COLOR: GOLD FINISH: MATTE GROUT COLOR: MAPEI 108 BAMBOO	8"W X 48"L	https://www.creativematerialscorp.com/product/inyo/	COMPANY: CREATIVE MATERIALS CORPORATION NAME: DOUG SALATINO P: 518-713-5371 C: 518-281-8264 E: DSALATINO@CREATIVEMATERIALSCORP.COM W: WWW.CREATIVEMATERIALSCORP.COM
T-3	TILE	INSTALLED VERTICAL STACK BOND	RESTROOMS	CREATIVE MATERIALS CORP.	COLLECTION: TUNE	COLOR: WHITE MATTE GROUT COLOR: MAPEI 77 FROST	3"W X 12"L	https://www.creativematerialscorp.com/product/tune/	COMPANY: CREATIVE MATERIALS CORPORATION NAME: DOUGH SALATINO P: 518-713-5371 C: 518-281-8264 E: DSALATINO@CREATIVEMATERIALSCORP.COM W: WWW.CREATIVEMATERIALSCORP.COM
T-4	TILE	INSTALLED HORIZONTAL STACK BOND	RESTROOMS	CREATIVE MATERIALS CORP.	COLLECTION: TUNE	COLOR: WHITE PITCH GROUT COLOR: MAPEI 77 FROST	3"W X 12"L	https://www.creativematerialscorp.com/product/tune/	COMPANY: CREATIVE MATERIALS CORPORATION NAME: DOUGH SALATINO P: 518-713-5371 C: 518-281-8264 E: DSALATINO@CREATIVEMATERIALSCORP.COM W: WWW.CREATIVEMATERIALSCORP.COM
TRIM-1	TRIM	CONTRACTOR TO COORDINATE ALL ADDITIONAL PARTS AND SYSTEMS THAT ARE RECOMMENDED BY THE MANUFACTURER TO COMPLETE INSTALL.	EXTERIOR ROOFING	ALPOLIC	ALPOLIC BREAK METAL	TOB BLACK	REFERENCE CONSTRUCTION DOCUMENT	https://www.alpolic-americas.com/product/break-metal-material/	COMPANY: ALPOLIC NAME: JOHN STUMPF P: 757-609-5325 M: N/A E: JOHNS@ALPOLIC.COM W: WWW.ALPOLIC.COM

KIA PROTOTYPE
DESIGN INTENT DOCUMENTS

ChangeUp

These drawings are for communication of design intent only. They are shown to a specific size, shape, color, feature and proportion, and not to be used as fabrication drawings.

© 2022 ChangeUp

DATE: MARCH 2022
REVISED: CG + ND
SCALE: NONE
PROJECT NO.: KIA00.11
DRAWING TITLE: INTERIOR FINISH & FURNITURE SCHEDULE
DWG NO.: A-4C. 3

CODE	MATERIAL	NOTES	LOCATION	MANUFACTURER	PRODUCT	FINISH/COLOUR	DIMENSION	WEBSITE	MANUFACTURER REPRESENTATIVE CONTACT INFORMATION
TS-1	TRANSITION STRIP	CONTRACTOR TO COORDINATE ALL ADDITIONAL PARTS AND SYSTEMS THAT ARE RECOMMENDED BY THE MANUFACTURER TO COMPLETE INSTALL.	BATHROOMS	SCHLUTER	PRODUCT:DILEX-AHK	FINISH:SATIN ANODIZED	REFERENCE CONSTRUCTION DOCUMENT	https://www.schluter.com/schluter-us/en_US/Profiles/Cove-shaped-Profiles/Schluter®-DILEX-AHK/p/DILEX_AHK?facets=false	COMPANY: SCHLUTER SYSTEM NAME: LANCE BEARMAN P: 888-472-4588 M:502-264-1199 E: LBEARMAN@SCHLUTER.COM W: WWW.SCHLUTER.COM
WB-1	WALL BASE	SPECIFICATION INTENDED FOR DESIGN INTENT ONLY	ROOMS WITH LVT	HOME DEPOT	PRODUCT: FINISHED ELEGANCE MDF MOULDING BOARD	VARIES: MOULDING TO BE PAINTED THE EXACT WALL COLOR IT IS INSTALLED ON.	1"TH X 3"H X 8'-0"L	N/A	COMPANY: THE HOME DEPOT NAME: CUSTOMER SERVICE P: 800-466-3337 E: N/A W: WWW.HOMEDEPOT.COM
WB-2	WALL BASE		FIRST FLOOR ROOMS WITH CO/CPT	TARKETT	PRODUCT:TRADITIONAL VINYL 4"1/8 TOELESS(TYPE TV)	COLOR: TA5 COLONIAL GRAY CG	4"H X 4'L X 0.125"TH	https://commercial.tarkett.com/en_US/collection-C000494-traditional-vinyl-1-8-type-tv	COMPANY: TARKETT NAME: ERIN RINK P: 513-504-5734 E: ERIN.RINK@TARKETT.COM W: WWW.TARKETT.COM
WB-3	WALL BASE		SECOND FLOOR ROOMS WITH CO/CPT	TARKETT	PRODUCT:TRADITIONAL VINYL 6"1/8 TOELESS(TYPE TV)	COLOR: TG1 SNOWBOUND W	6"H X 4'L X 0.125"TH	https://commercial.tarkett.com/en_US/collection-C000494-traditional-vinyl-1-8-type-tv	COMPANY: TARKETT NAME: ERIN RINK P: 513-504-5734 E: ERIN.RINK@TARKETT.COM W: WWW.TARKETT.COM
WC-1	WALLCOVERING	PREP AND PRIME SURFACES PER MANUFACTURER'S RECOMMENDATIONS. DRYWALL SUBSTRATE TO BE FINISHED IN A LEVEL 5 FINISH STRAIGHT HANG,RANDOM MATCH	SHOWROOM/ DELIVERY	MOMENTUM	WOODS WALLCOVERING	COLOR: SWS-54 RED OAK	36"W	https://www.memosamples.com/servlet/quickSearchSpecs.jsp?prodNo=09304722&patternPos=12&colorPos=0&chairImgKey=&backToPage=/servlet/quickSearch.jsp&favorites=&navDirection=detail&searchType=product	COMPANY: MOMENTUM TEXTILES & WALLCOVERING NAME: AMBER GAINES P: 800-366-6839 x819 E: AGAINES@MOMTEX.COM W: WWW.MEMOSAMPLES.COM

CODE	MATERIAL	MANUFACTURER	DOOR SCHEDULE			LOCATION	ADDITIONAL INFORMATION
			PRODUCT	COLOR	DIMENSION		
D-1	CURTAIN WALL SYSTEM ENTRANCE	PITTCO ARCHITECTURAL METALS, INC. OR EQUAL	STANDARD NARROW STILE CENTER HUNG DOOR	#63 BLACK FINISH GLASS & ALUMINUM	PAIR 3070-MAIN ENTRY; PAIR 4080-VEHICLE ACCESS (8' OPENING)	SHOWROOM	CONTACT: PITTCO ARCHITECTURAL METALS (800) 992-7488
D-2	STORE FRONT SYSTEM ENTRANCE	PROVIDED BY ARCHITECT OF RECORD		#63 BLACK FINISH GLASS & ALUMINUM	7'-0" X 3'-0"	SERVICE RECEPTION, VEHICLE DELIVERY	
D-3	ALUM. ROLLING OVERHEAD DOOR (GLASS)	PROVIDED BY ARCHITECT OF RECORD		NO GLAZING PAINT: SEE EP-1		PARTS RECEIVING	
D-4	ALUM. ROLLING OVERHEAD DOOR (METAL)	PITTCO ARCHITECTURAL METALS, INC. OR EQUAL	STANDARD NARROW STILE CENTER HUNG DOOR	#63 BLACK FINISH GLASS & ALUMINUM	3070	SHOWROOM	CONTACT: PITTCO ARCHITECTURAL METALS (800) 992-7488
D-5	SOLID MAIN DOOR (NO GLASS, SERVICE)	PROVIDED BY ARCHITECT OF RECORD		PAINT: BENJAMIN MOORE, REGAL SELECT EXTERIOR LATEX PAINT, COLOR: COVENTRY GRAY, FINISH: FLAT - SEE P-4			
D-6	SOLID DOOR (NO GLASS)	PROVIDED BY ARCHITECT OF RECORD		PAINT: BENJAMIN MOORE, REGAL SELECT EXTERIOR LATEX PAINT		BREAKROOMS, RESTROOMS, LOCKER ROOM, FILES STORAGE	
D-7	STORE FRONT SYSTEM ENTRANCE (SLIDING)	PROVIDED BY ARCHITECT OF RECORD		#63 BLACK FINISH GLASS & ALUMINUM	7'-0" 'X 6'-0"		
D-8	SOLID DOOR	PROVIDED BY ARCHITECT OF RECORD		FINISH: PL-1 WILSONART, 38 NATURAL RECON BLACK POWDERCOAT FRAME		RESTROOMS	
D-9	SOLID DOOR	PROVIDED BY ARCHITECT OF RECORD		P-1 COLOR: BENJAMIN MOORE DC-61 WHITE DIAMOND			

CODE	MATERIAL	MANUFACTURER	DOOR HARDWARE SCHEDULE			ADDITIONAL INFORMATION
			PRODUCT	COLOR	DIMENSION	
A	SATIN ALUMINUM, ANODIZED	STANDARD METAL HARDWARE	D352- STRAIGHT PULL W/ STANDARD POSTS – FLAT ENDS	CLEAR TO MATCH MULLION FRAMES	36"H	https://www.smhardware.com/product/straight-pull-w-standard-posts-flat-ends/
B	SATIN ALUMINUM, ANODIZED	STANDARD METAL HARDWARE	D352- STRAIGHT PULL W/ STANDARD POSTS – FLAT ENDS	CLEAR TO MATCH MULLION FRAMES	18" H	https://www.smhardware.com/product/straight-pull-w-standard-posts-flat-ends/
C	STANDARD METAL	PROVIDED BY HAWORTH	D-PULLS	CUSTOM POWDERCOATED (TO MATCH PC-3)	12" H RECTILINEAR	FOR HAWORTH ENCLOSE OFFICE SYSTEMS
D	STANDARD METAL	PROVIDED BY HAWORTH	D-PULLS	SATIN CHROME FINISH	12" H RECTILINEAR	FOR HAWORTH ENCLOSE OFFICE SYSTEMS
E	STANDARD METAL	STANDARD METAL HARDWARE	D352- STRAIGHT PULL W/ STANDARD POSTS – FLAT ENDS	FLAT BLACK POWDERCOAT	18" H	https://www.smhardware.com/product/straight-pull-w-standard-posts-flat-ends/
F	ALUMINUM, STANDARD DOOR HANDLE	FBS	LEVER HANDLE 1070			https://www.fsbna.com/us/products/range/mod.jsp?a=lk0tsm0so03&m=na

KIA PROTOTYPE
DESIGN INTENT DOCUMENTS

ChangeUp

These drawings are for communication of design intent only. They are shown to a specific size, shape, color, feature and proportion, and not to be used as fabrication drawings.

© 2022 ChangeUp

DATE: MARCH 2022
REVISED: CG + ND
SCALE: NONE
PROJECT NO.: KIA00.11
DRAWING TITLE: INTERIOR FINISH & FURNITURE SCHEDULE
DWG NO.: A-4C. 4

PROJECT

KIA OF CALABASAS

24460 CALABASAS ROAD,
CALABASAS, CA 91302

ARCHITECT

AHT ARCHITECTS INC.
2120 Wilshire Boulevard
Suite 200
Santa Monica
California 90403
310.453.4431

CONSULTANTS

ARCHITECT
AHT ARCHITECTS
ATTN: PATRICK WIRZ/DON TREIMAN
2120 WILSHIRE BLVD. SUITE 200
SANTA MONICA, CA 90403
TEL: (310) 453-4431
FAX: (310) 829-5296

STRUCTURAL ENGINEER
GRIMM & CHEN STRUCTURAL ENGINEERING, INC.
ATTN: JEFF CHEN
17500 REDHILL, SUITE 240
IRVINE, CA 92614
TEL: (949) 250-3150
FAX: (949) 203-0450

MEP ENGINEER
PRO ENGINEERING CONSULTING, INC.
ATTN: RAMIN PARSI
1057 SYCAMORE
VISTA, CA 92081
TEL: (858) 240-4336
FAX: (866) 936-5447

LANDSCAPE ARCHITECT
L. NEWMAN DESIGN GROUP, INC.
ATTN: BOB BOMBARDIER
5743 CORSA AVE # 205
WESTLAKE VILLAGE, CA 91362
TEL: (818) 991-5056

CIVIL ENGINEER
DIAMOND WEST INC
ATTN: DUSTIN WOOMER
24005 VENTURA BLVD UNIT 100
CALABASAS, CA 91302
TEL: (818) 591-1050

REVISIONS

NO.	DESCRIPTION	DATE
	DRC RESUBMITTAL	06/20/23
	DRC RESUBMITTAL	02/27/24

STAMP + SIGNATURE

NOT FOR CONSTRUCTION

COPYRIGHT 2024 AHT ARCHITECTS INC.
THIS DOCUMENT, AND THE IDEAS AND DESIGNS INCORPORATED HEREIN, AS AN INSTRUMENT OF PROFESSIONAL SERVICE, IS THE PROPERTY OF AHT ARCHITECTS, INC. AND IS NOT TO BE USED IN WHOLE OR IN PART FOR ANY PROJECT OTHER THAN THE ONE IDENTIFIED HEREIN WITHOUT WRITTEN AUTHORIZATION OF AHT ARCHITECTS, INC. THIS DOCUMENT SHALL NOT BE REPRODUCED OR MODIFIED IN ANY WAY WITHOUT THE EXPRESSED WRITTEN CONSENT OF AHT ARCHITECTS, INC. ALL DRAWINGS, SPECIFICATIONS, AS WELL AS THE ARCHITECTURAL IDEAS AND CONCEPTS DESCRIBED HEREIN ARE UNDER THE PROTECTION OF ALL APPLICABLE COPYRIGHT LAWS.

SHEET TITLE

FINISH SCHEDULE

DATE: 02/27/2024
SCALE: AS NOTED
DRAWN BY: AHT
PROJECT NUMBER 22080.00

A10.B

ACTUAL SIZE OF THIS SHEET IS 30" X 42"

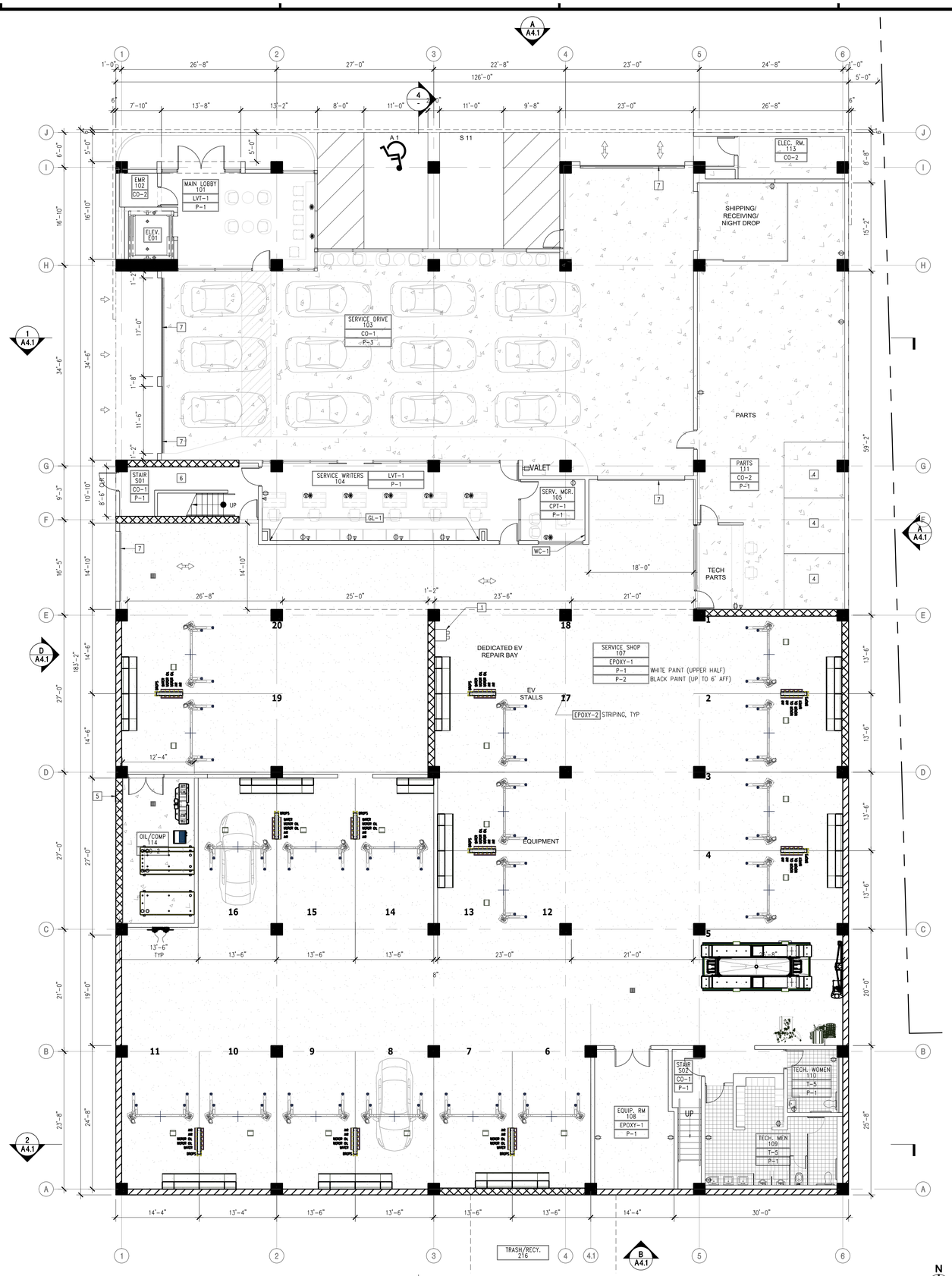

1ST FLOOR PLAN | SCALE 1/8" = 1'-0" | 1

LEGEND

- STANDARD PARKING, 9'X20' SEE 1/A1.0 FOR ADDITIONAL INFORMATION
- ACCESSIBLE PARKING, 9'X20' SEE 5/A0.4 FOR ADDITIONAL INFORMATION
- VEHICLES, FOR REFERENCE ONLY
- ITEMS ABOVE
- PROPERTY LINE
- RETAINING WALL
- WALL
- COLUMN
- SHEAR WALL
- GRIDLINE
- A.C. PAVEMENT
- CONCRETE
- TRUNCATED DOMES
- LANDSCAPING
- STRIPING
- NAME / FLOOR / WALL — ROOM NAME / FLOOR FINISH / WALL FINISH
- WALL — WALL FINISH
- DUPLEX RECEPTACLE IN WALL
- TWO-GANG DUPLEX (QUADPLEX) IN WALL
- GFCI DUPLEX RECEPTACLE IN WALL
- GFCI QUAD RECEPTACLE IN WALL
- 220V
- TELEPHONE/DATA OUTLET BOX
- DUPLEX RECEPTACLE FLUSH IN FLOOR BOX WITH DUPLEX HINGE COVER
- QUAD RECEPTACLE FLUSH IN FLOOR BOX WITH DUPLEX HINGE COVER
- TELE/DATA FLUSH IN FLOOR BOX WITH HINGE COVER
- ELEVATED MONUMENT POWER
- ELEVATED MONUMENT TELE/DATA

NOTE
- ALL OUTLETS @ 15" AFF, UNO.
- FINAL POWER AND DATA TO BE COORDINATED WITH ELECTRICAL DRAWINGS AND PACIFIC LIFT DRAWINGS

KEYNOTES

1 -

GENERAL NOTE

1. SEE A1.1 FOR SITE INFORMATION.

PROJECT

KIA OF CALABASAS

24460 CALABASAS ROAD, CALABASAS, CA 91302

ARCHITECT

AHT ARCHITECTS INC.
2120 Wilshire Boulevard Suite 200
Santa Monica California 90403
310.453.4431

CONSULTANTS

ARCHITECT
AHT ARCHITECTS
ATTN: PATRICK WIRZ/DON TREIMAN
2120 WILSHIRE BLVD. SUITE 200
SANTA MONICA, CA 90403
TEL: (310) 453-4431
FAX: (310) 829-5296

STRUCTURAL ENGINEER
GRIMM & CHEN STRUCTURAL ENGINEERING, INC.
ATTN: JEFF CHEN
17500 REDHILL, SUITE 240
IRVINE, CA 92614
TEL: (949) 250-3150
FAX: (949) 203-0450

MEP ENGINEER
PRO ENGINEERING CONSULTING, INC.
ATTN: RAMIN PARSI
1057 SYCAMORE
VISTA, CA 92081
TEL: (858) 240-4336
FAX: (866) 936-5447

LANDSCAPE ARCHITECT
L. NEWMAN DESIGN GROUP, INC.
ATTN: BOB BOMBARDIER
5743 CORSA AVE # 205
WESTLAKE VILLAGE, CA 91362
TEL: (818) 991-5056

CIVIL ENGINEER
DIAMOND WEST INC
ATTN: DUSTIN WOOMER
24005 VENTURA BLVD UNIT 100
CALABASAS, CA 91302
TEL: (818) 591-1050

REVISIONS

NO.	DESCRIPTION	DATE
	DRC RESUBMITTAL	06/20/23
	DRC RESUBMITTAL	02/27/24

STAMP + SIGNATURE

NOT FOR CONSTRUCTION

COPYRIGHT 2024 AHT ARCHITECTS INC.
THIS DOCUMENT, AND THE IDEAS AND DESIGNS INCORPORATED HEREIN, AS AN INSTRUMENT OF SERVICE, IS AND SHALL REMAIN THE PROPERTY OF AHT ARCHITECTS, INC. AND IS NOT TO BE USED IN WHOLE OR IN PART FOR ANY PROJECT OTHER THAN THE ONE IDENTIFIED HEREIN WITHOUT WRITTEN AUTHORIZATION OF AHT ARCHITECTS, INC. THIS DOCUMENT SHALL NOT BE REPRODUCED OR MODIFIED IN ANY WAY WITHOUT THE EXPRESSED WRITTEN CONSENT OF AHT ARCHITECTS, INC. ALL DRAWINGS, SPECIFICATIONS, AS WELL AS THE ARCHITECTURAL IDEAS AND CONCEPTS DESCRIBED HEREIN ARE UNDER THE PROTECTION OF ALL APPLICABLE COPYRIGHT LAWS.

SHEET TITLE

1ST FLOOR FFE PLAN

DATE:	02/27/2024
SCALE:	AS NOTED
DRAWN BY:	AHT
PROJECT NUMBER	22080.00

A10.1

ACTUAL SIZE OF THIS SHEET IS 30" X 42"

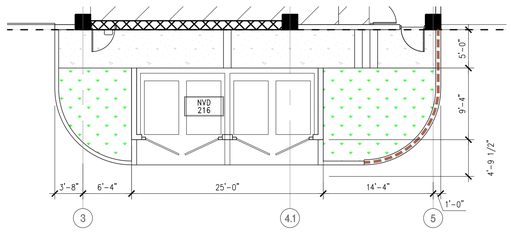

TRASH ENCLOSURE | SCALE 1/8" = 1'-0" | 23

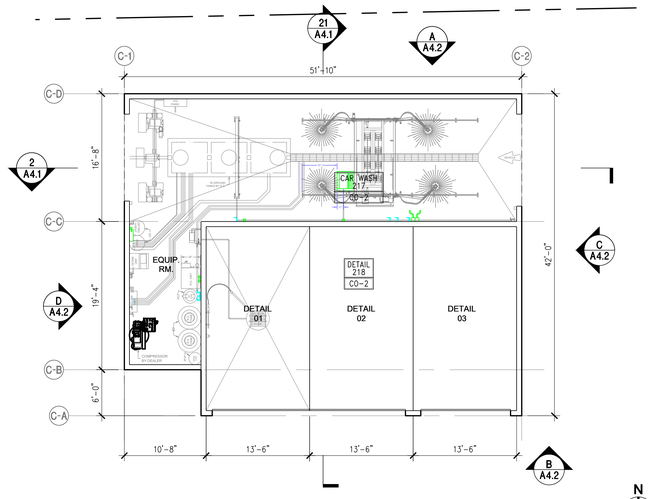

2ND FLOOR PLAN | SCALE 1/8" = 1'-0" | 21

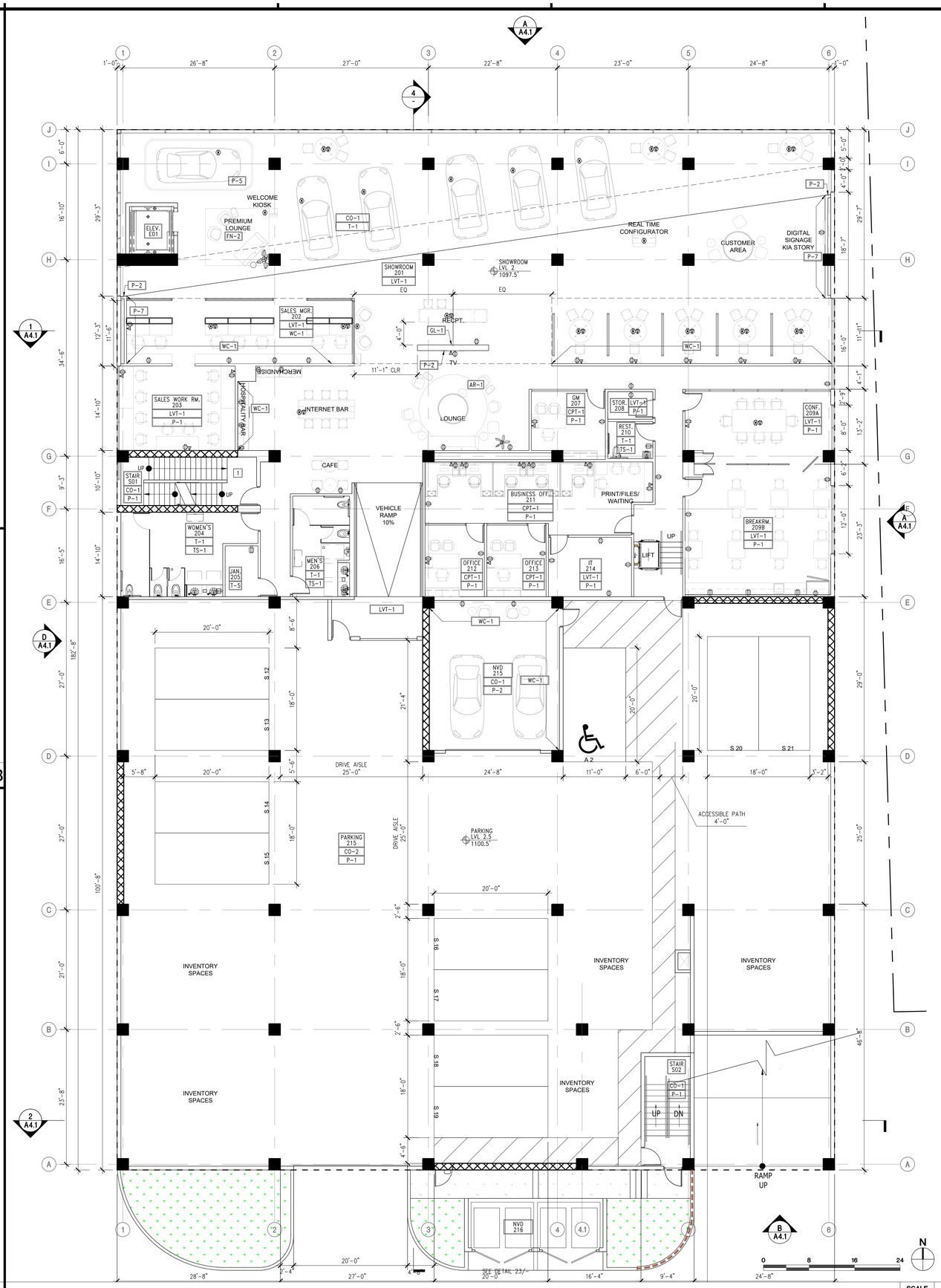

2ND FLOOR PLAN | SCALE 1/8" = 1'-0" | 1

LEGEND

- STANDARD PARKING, 9'X20' SEE 1/A1.0 FOR ADDITIONAL INFORMATION
- ACCESSIBLE PARKING, 9'X20' SEE 5/A0.4 FOR ADDITIONAL INFORMATION
- VEHICLES, FOR REFERENCE ONLY
- ITEMS ABOVE
- PROPERTY LINE
- RETAINING WALL
- WALL
- COLUMN
- SHEAR WALL
- (X) GRIDLINE
- A.C. PAVEMENT
- CONCRETE
- TRUNCATED DOMES
- LANDSCAPING
- STRIPING
- NAME — ROOM NAME
- FLOOR — FLOOR FINISH
- WALL — WALL FINISH
- WALL — WALL FINISH
- DUPLEX RECEPTACLE IN WALL
- TWO-GANG DUPLEX (QUADPLEX) IN WALL
- GFCI DUPLEX RECEPTACLE IN WALL
- GFCI QUAD RECEPTACLE IN WALL
- 220V
- TELEPHONE/DATA OUTLET BOX
- DUPLEX RECEPTACLE FLUSH IN FLOOR BOX WITH DUPLEX HINGE COVER
- QUAD RECEPTACLE FLUSH IN FLOOR BOX WITH DUPLEX HINGE COVER
- TELE/DATA FLUSH IN FLOOR BOX WITH HINGE COVER
- ELEVATED MONUMENT POWER
- ELEVATED MONUMENT TELE/DATA

NOTE
- ALL OUTLETS @ 15" AFF, UNO.
- FINAL POWER AND DATA TO BE COORDINATED WITH ELECTRICAL DRAWINGS AND PACIFIC LIFT DRAWINGS

KEYNOTES

GENERAL NOTE

1. SEE A1.1 FOR SITE INFORMATION.

PROJECT

KIA OF CALABASAS

24460 CALABASAS ROAD, CALABASAS, CA 91302

ARCHITECT

AHT
ARCHITECTS INC.
2120 Wilshire Boulevard Suite 200 Santa Monica California 90403
310.453.4431

CONSULTANTS

ARCHITECT
AHT ARCHITECTS
ATTN: PATRICK WIRZ/DON TREIMAN
2120 WILSHIRE BLVD. SUITE 200
SANTA MONICA, CA 90403
TEL: (310) 453-4431
FAX: (310) 829-5296

STRUCTURAL ENGINEER
GRIMM & CHEN STRUCTURAL ENGINEERING, INC.
ATTN: JEFF CHEN
17500 REDHILL, SUITE 240
IRVINE, CA 92614
TEL: (949) 250-3150
FAX: (949) 203-0450

MEP ENGINEER
PRO ENGINEERING CONSULTING, INC.
ATTN: RAMIN PARSI
1057 SYCAMORE
VISTA, CA 92081
TEL: (858) 240-4336
FAX: (866) 936-5447

LANDSCAPE ARCHITECT
L. NEWMAN DESIGN GROUP, INC.
ATTN: BOB BOMBARDIER
5743 CORSA AVE • 205
WESTLAKE VILLAGE, CA 91362
TEL: (818) 991-5056

CIVIL ENGINEER
DIAMOND WEST INC
ATTN: DUSTIN WOOMER
24005 VENTURA BLVD UNIT 100
CALABASAS, CA 91302
TEL: (818) 591-1050

REVISIONS

NO.	DESCRIPTION	DATE
	DRC RESUBMITTAL	06/20/23
	DRC RESUBMITTAL	02/27/24

STAMP + SIGNATURE

NOT FOR CONSTRUCTION

COPYRIGHT 2024 AHT ARCHITECTS INC.
THIS DOCUMENT, AND THE IDEAS AND DESIGNS INCORPORATED HEREIN, AS AN INSTRUMENT OF PROFESSIONAL SERVICE, IS THE PROPERTY OF AHT ARCHITECTS, INC. AND IS NOT TO BE USED IN WHOLE OR IN PART FOR ANY PROJECT OTHER THAN THE ONE IDENTIFIED HEREIN WITHOUT WRITTEN AUTHORIZATION OF AHT ARCHITECTS, INC. THIS DOCUMENT MAY NOT BE REPRODUCED IN ANY FORM OR BY ANY MEANS WITHOUT THE EXPRESSED WRITTEN CONSENT OF AHT ARCHITECTS, INC. ALL DRAWINGS, SPECIFICATIONS, AS WELL AS THE ARCHITECTURAL IDEAS AND CONCEPTS DESCRIBED HEREIN ARE UNDER THE PROTECTION OF ALL APPLICABLE COPYRIGHT LAWS.

SHEET TITLE

2ND FLOOR
FFE PLAN

DATE:	02/27/2024
SCALE:	AS NOTED
DRAWN BY:	AHT
PROJECT NUMBER	22080.00

A10.2

ACTUAL SIZE OF THIS SHEET IS 30" x 42"

MANUFACTURER REP AGENCIES AND DISTRIBUTORS CREDITED ARE AS FOLLOWS:

KING LIGHTING, INC - MEGAN BLANEY megan.blaney@king-lighting.com, 513-519-1986

BR LIGHTING & CONTROLS - CLIFF BROOKS cliff@brltg.com, 937-672-3064

TYPE	IMAGE	DESCRIPTION	MOUNTING	MFG	SERIES	LOCATION	COLOR	FINISH	APPROX. SIZE	CAT. NO.	LED	NOTES
A		SPOTLIGHT IN CHANNEL	RECESS	LF ILLUMINATION	EF 400	SHOWROOM	BLACK	XX XX	5" DIA	EF 408D 40C 9240 N	3500 LUMENS W 4000K 92 CRI	XX
B		LINEAR	RECESS	LEDALITE	TRUGROOVE RECESSED MICRO	VARIOUS GYP CEILINGS	WHITE		1.75" X LENGTH PER PLANS	230 1 L 940 30 Q S 3 XX	750 LUMENS/FT 10 W/FT 4000K 90 CRI	XX
C1		RECTANGLE	SUSPEND	FORUM	ARC3	SHOWROOM LOUNGE	CUSTOM		12'-8" X 12'-8"	ARCD 33 95 40 WOL H REC V CC WITH ROUND CORNERS	950 LUMENS/FT 9 W/FT 4000K 90+ CRI	XX
C2		RECTANGLE	SUSPEND	FORUM	ARC3	UPPER LOUNGE	CUSTOM		15'-5" X 8'-9"	ARCD 33 95 40 WOL H REC V CC WITH ROUND CORNERS	950 LUMENS/FT 9 W/FT 4000K 90+ CRI	XX
D2		TRIMLESS DOWNLIGHT	RECESS	AMERLUX	EVOKE 4.75"	VARIOUS GYP CEILINGS	CLEAR	TRIMLESS	5" DIA	E4.75R NC A17 T 16 VOLTS 0-10V SD FL 409	1200 LUMENS 16 W 4000K 90+ CRI	25°
D3		TRIMLESS DOWNLIGHT	RECESS	AMERLUX	EVOKE 4.75"	VARIOUS GYP CEILINGS	CLEAR	TRIMLESS	5" DIA	E4.75R NC A17 T 16 VOLTS 0-10V SD WF 409	2100 LUMENS 25 W 4000K 90+ CRI	40°
D4		DOWNLIGHT	RECESS	AMERLUX	EVOKE 2.9	MERCH		CLEAR	3" DIA	E2.9RD HP T 11 120 X 1-10V ...T CLC NF 40	700 LU 11 W 4000K 80+ CRI	20°
E		STRIP	RECESS COVE	TEMPO	CLIP4	UPPER LOUNGE	CLEAR	XXX	1.2" X 1.4" X LENGTHS PER PLANS	C4CR CL 0 5 40 NA LENGTH C4CS FOR CURVED CORNERS	586 LUMENS/FT 5W/FT 4000K 80+ CRI	3
F		LINEAR	SUSPEND STEM	FORUM	ALUMINA	SERVICE RECEPTION	WHITE		4"X4"XLENGTH PER PLAN	SAD 44 95 40 WOL H 20' UNV WH	950 LU/FT 8.9 W/FT 4000K 80+ CRI	
T		TAPE	SURFACE	TIVOLI	ELITE	MERCH CENTER UNDER EACH SHELF	CLEAR	XXX	LENGTHS PER PLANS	MINI CHANNEL	XXX LUMENS/FT XW/FT 4000K 80+ CRI	3
M24		2X4	RECESS	DAY BRITE	AR1OSO	VARIOUS	WHITE	XXX	24" X 48 "	2 AVE G 43L 840 4 ACR UNV DIM	4300 LUMENS 46 W 4000K 80+ CRI	
M22		2X2	RECESS	DAY BRITE	AR1OSO	VARIOUS	WHITE	XXX	24" X 24"	2 AVE G 38L 840 2 ACR UNV DIM	3800 LUMENS 31 W 4000K 80+ CRI	XX
S		WRAPAROUND STRIP	SURFACE	DAY BRITE	AR1OSO	VARIOUS	WHITE	XXX	48" X 4"	FSWEZ 4 40L 840 UNV	4000 LU 4000 K 80+ CRI	XX
LT-1		FLOOR LAMP	SURFACE			SHOWROOM						
LT-2		HANGING PENDANT	SUSPENDED	A+R	BOLA SPHERE	OFFICES	MATTE BLACK		12"	BOLA SPHERE PENDAN		
LT-3		HANGING PENDANT	SUSPENDED		PALMA 3736	RECEPTION	GRAPHITE		77" W 12" DIA	PALMA 3736 PENDANT	90 CRI 2750 LU 30 W 2700 K	XX

GENERAL NOTES:
1. PROVIDE 0-10 DIMMING CAPABILITY AND APPROPRIATE CONTROLS FOR ALL LUMINAIRES
2. PROVIDE HIGH CRI (80+) LEDS
3. INCLUDE ALL SYSTEM INTEGRATION ACCESSORIES (POWER SUPPLIES, FEED CABLES, MOUNTING HARDWARE, ETC) AS NEEDED.
4. PROVIDE EXIT AND EGRESS LIGHTING TO COMPLY WITH NATIONAL AND LOCAL CODES
5. VOLTAGES ARE TO BE DETERMINED BY ELECTRICAL ENGINEER
6. XXX
7. ALL LIGHTING SHALL BE AS SPECIFIED OR APPROVED EQUAL. ARCHITECT OF RECORD TO CONTACT CHANGE UP FOR LIGHT FIXTURE SUBSTITUTION APPROVAL AS REQUIRED.

KIA PROTOTYPE
DESIGN INTENT DOCUMENTS

ChangeUp
937.353.7700 changeupinc.com

These drawings are for communication of design intent only. They are shown to a specific size, shape, color, feature and proportion, and not to be used as fabrication drawings.
© 2022 ChangeUp

DATE
MARCH 2022

REVISED

SCALE
NONE

PROJECT NO.
KIA00.11

DRAWING TITLE
LIGHT FIXTURE SCHEDULE/LEGEND

DWG NO.
A-5A

PROJECT

KIA OF CALABASAS

24460 CALABASAS ROAD, CALABASAS, CA 91302

ARCHITECT

AHT ARCHITECTS INC.
2120 Wilshire Boulevard Suite 200 Santa Monica California 90403
310.453.4431

CONSULTANTS

ARCHITECT
AHT ARCHITECTS
ATTN: PATRICK WIRZ/DON TREIMAN
2120 WILSHIRE BLVD. SUITE 200
SANTA MONICA, CA 90403
TEL: (310) 453-4431
FAX: (310) 829-5296

STRUCTURAL ENGINEER
GRIMM & CHEN STRUCTURAL ENGINEERING, INC.
ATTN: JEFF CHEN
17500 REDHILL, SUITE 240
IRVINE, CA 92614
TEL: (949) 250-3150
FAX: (949) 203-0450

MEP ENGINEER
PRO ENGINEERING CONSULTING, INC.
ATTN: RAMIN PARSI
1057 SYCAMORE
VISTA, CA 92081
TEL: (858) 240-4336
FAX: (866) 936-5447

LANDSCAPE ARCHITECT
L. NEWMAN DESIGN GROUP, INC.
ATTN: BOB BOMBARDIER
5743 CORSA AVE • 205
WESTLAKE VILLAGE, CA 91362
TEL: (818) 991-5056

CIVIL ENGINEER
DIAMOND WEST INC
ATTN: DUSTIN WOOMER
24005 VENTURA BLVD UNIT 100
CALABASAS, CA 91302
TEL: (818) 591-1050

REVISIONS

NO.	DESCRIPTION	DATE
	DRC RESUBMITTAL	06/20/23
	DRC RESUBMITTAL	02/27/24

STAMP + SIGNATURE

NOT FOR CONSTRUCTION

COPYRIGHT 2024 AHT ARCHITECTS INC.
THIS DOCUMENT, AND THE IDEAS AND DESIGNS INCORPORATED HEREIN, AS AN INSTRUMENT OF PROFESSIONAL SERVICE, IS THE PROPERTY OF AHT ARCHITECTS, INC. AND IS NOT TO BE USED IN WHOLE OR IN PART FOR ANY PROJECT OTHER THAN THE ONE IDENTIFIED HEREIN WITHOUT WRITTEN AUTHORIZATION OF AHT ARCHITECTS, INC. THIS DOCUMENT SHALL NOT BE REPRODUCED OR MODIFIED IN ANY WAY WITHOUT THE EXPRESSED WRITTEN CONSENT OF AHT ARCHITECTS, INC. ALL DRAWINGS, SPECIFICATIONS, AS WELL AS THE ARCHITECTURAL IDEAS AND CONCEPTS DESCRIBED HEREIN ARE UNDER THE PROTECTION OF ALL APPLICABLE COPYRIGHT LAWS.

SHEET TITLE

FIXTURE SCHEDULE

DATE: 02/27/2024
SCALE: AS NOTED
DRAWN BY: AHT
PROJECT NUMBER 22080.00

A11.0

ACTUAL SIZE OF THIS SHEET IS 30" X 42"



RENDERINGS | SCALE 1/8" = 1'-0" | 1

PROJECT

KIA OF CALABASAS

24460 CALABASAS ROAD, CALABASAS, CA 91302

ARCHITECT

AHT
ARCHITECTS INC.
2120 Wilshire Boulevard Suite 200 Santa Monica California 90403
310.453.4431

CONSULTANTS

ARCHITECT
AHT ARCHITECTS
ATTN: PATRICK WIRZ/DON TREIMAN
2120 WILSHIRE BLVD. SUITE 200
SANTA MONICA, CA 90403
TEL: (310) 453-4431
FAX: (310) 829-5296

STRUCTURAL ENGINEER
GRIMM & CHEN STRUCTURAL ENGINEERING, INC.
ATTN: JEFF CHEN
17500 REDHILL, SUITE 240
IRVINE, CA 92614
TEL: (949) 250-3150
FAX: (949) 203-0450

MEP ENGINEER
PRO ENGINEERING CONSULTING, INC.
ATTN: RAMIN PARSI
1057 SYCAMORE
VISTA, CA 92081
TEL: (858) 240-4336
FAX: (866) 936-5447

LANDSCAPE ARCHITECT
L. NEWMAN DESIGN GROUP, INC.
ATTN: BOB BOMBARDIER
5743 CORSA AVE # 205
WESTLAKE VILLAGE, CA 91362
TEL: (818) 991-5056

CIVIL ENGINEER
DIAMOND WEST INC
ATTN: DUSTIN WOOMER
24005 VENTURA BLVD UNIT 100
CALABASAS, CA 91302
TEL: (818) 591-1050

REVISIONS

NO.	DESCRIPTION	DATE
	DRC RESUBMITTAL	06/20/23
	DRC RESUBMITTAL	02/27/24

STAMP + SIGNATURE

NOT FOR CONSTRUCTION

COPYRIGHT 2024 AHT ARCHITECTS INC.
THIS DOCUMENT, AND THE IDEAS AND DESIGNS INCORPORATED HEREIN, AS AN INSTRUMENT OF SERVICE, IS AND SHALL REMAIN THE PROPERTY OF AHT ARCHITECTS, INC. AND IS NOT TO BE USED, IN WHOLE OR IN PART FOR ANY PROJECT OTHER THAN THE ONE IDENTIFIED HEREIN WITHOUT WRITTEN AUTHORIZATION OF AHT ARCHITECTS, INC. THIS DOCUMENT SHALL NOT BE REPRODUCED OR MODIFIED IN ANY WAY WITHOUT THE EXPRESSED WRITTEN CONSENT OF AHT ARCHITECTS, INC. ALL DRAWINGS, SPECIFICATIONS, AS WELL AS THE ARCHITECTURAL IDEAS AND CONCEPTS DESCRIBED HEREIN ARE UNDER THE PROTECTION OF ALL APPLICABLE COPYRIGHT LAWS.

SHEET TITLE

RENDERING

DATE:	02/27/2024
SCALE:	AS NOTED
DRAWN BY:	AHT
PROJECT NUMBER	22080.00

REND.1

ACTUAL SIZE OF THIS SHEET IS 30" X 42"





RENDERINGS

SCALE NTS

PROJECT

KIA OF CALABASAS

24460 CALABASAS ROAD, CALABASAS, CA 91302

ARCHITECT

AHT
ARCHITECTS INC.
2120 Wilshire Boulevard Suite 200
Santa Monica California 90403
310.453.4431

CONSULTANTS

ARCHITECT
AHT ARCHITECTS
ATTN: PATRICK WIRZ/DON TREIMAN
2120 WILSHIRE BLVD. SUITE 200
SANTA MONICA, CA 90403
TEL: (310) 453-4431
FAX: (310) 829-5296

STRUCTURAL ENGINEER
GRIMM & CHEN STRUCTURAL ENGINEERING, INC.
ATTN: JEFF CHEN
17500 REDHILL, SUITE 240
IRVINE, CA 92614
TEL: (949) 250-3150
FAX: (949) 203-0450

MEP ENGINEER
PRO ENGINEERING CONSULTING, INC.
ATTN: RAMIN PARSI
1057 SYCAMORE
VISTA, CA 92081
TEL: (858) 240-4336
FAX: (866) 936-5447

LANDSCAPE ARCHITECT
L. NEWMAN DESIGN GROUP, INC.
ATTN: BOB BOMBARDIER
5743 CORSA AVE # 205
WESTLAKE VILLAGE, CA 91362
TEL: (818) 991-5056

CIVIL ENGINEER
DIAMOND WEST INC
ATTN: DUSTIN WOOMER
24005 VENTURA BLVD UNIT 100
CALABASAS, CA 91302
TEL: (818) 591-1050

REVISIONS

NO.	DESCRIPTION	DATE
	DRC RESUBMITTAL	06/20/23
	DRC RESUBMITTAL	02/27/24

STAMP + SIGNATURE

NOT FOR CONSTRUCTION

COPYRIGHT 2024 AHT ARCHITECTS INC.
THIS DOCUMENT, AND THE IDEAS AND DESIGNS INCORPORATED HEREIN, AS AN INSTRUMENT OF PROFESSIONAL SERVICE, IS THE PROPERTY OF AHT ARCHITECTS, INC. AND IS NOT TO BE USED IN WHOLE OR IN PART FOR ANY PROJECT OTHER THAN THE ONE IDENTIFIED HEREIN WITHOUT WRITTEN AUTHORIZATION OF AHT ARCHITECTS, INC. THIS DOCUMENT SHALL NOT BE REPRODUCED OR MODIFIED IN ANY WAY WITHOUT THE EXPRESSED WRITTEN CONSENT OF AHT ARCHITECTS, INC. ALL DRAWINGS, SPECIFICATIONS, AS WELL AS THE ARCHITECTURAL IDEAS AND CONCEPTS DESCRIBED HEREIN ARE UNDER THE PROTECTION OF ALL APPLICABLE COPYRIGHT LAWS.

SHEET TITLE

RENDERING

DATE: 02/27/2024
SCALE: AS NOTED
DRAWN BY: AHT
PROJECT NUMBER 22080.00

REND.2

ACTUAL SIZE OF THIS SHEET IS 30" X 42"

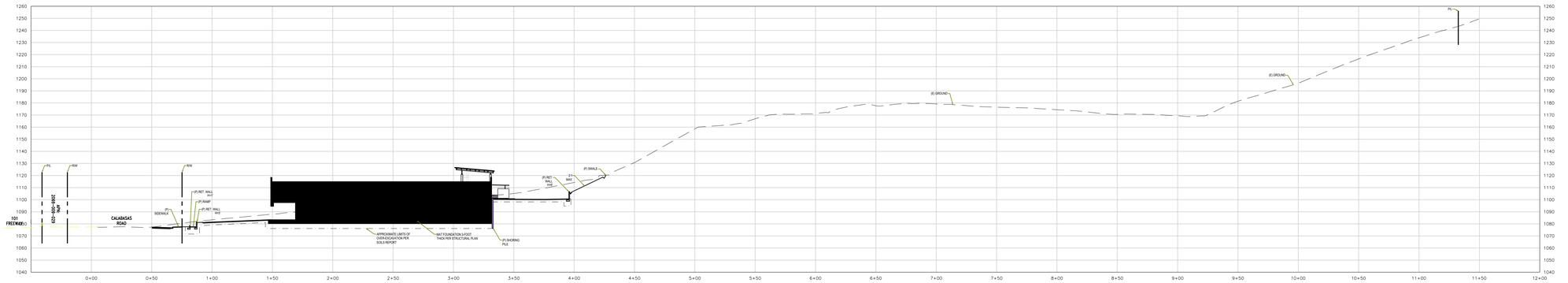

SITE SECTION | SCALE 1/40" = 1'-0" | 4



VIEW FROM 101 - LOOKING EAST | SCALE NTS | 17



VIEW FROM 101 - LOOKING WEST | SCALE NTS | 16



AERIAL OVERLAY | SCALE NTS | 1

PROJECT

KIA OF CALABASAS

24460 CALABASAS ROAD, CALABASAS, CA 91302

ARCHITECT

AHT
ARCHITECTS INC.
2120 Wilshire Boulevard Suite 200 Santa Monica California 90403
310.453.4431

CONSULTANTS

ARCHITECT
AHT ARCHITECTS
ATTN: PATRICK WIRZ/DON TREIMAN
2120 WILSHIRE BLVD. SUITE 200
SANTA MONICA, CA 90403
TEL: (310) 453-4431
FAX: (310) 829-5296

STRUCTURAL ENGINEER
GRIMM & CHEN STRUCTURAL ENGINEERING, INC.
ATTN: JEFF CHEN
17500 REDHILL, SUITE 240
IRVINE, CA 92614
TEL: (949) 250-3150
FAX: (949) 203-0450

MEP ENGINEER
PRO ENGINEERING CONSULTING, INC.
ATTN: RAMIN PARSI
1057 SYCAMORE
VISTA, CA 92081
TEL: (858) 240-4336
FAX: (866) 936-5447

LANDSCAPE ARCHITECT
L. NEWMAN DESIGN GROUP, INC.
ATTN: BOB BOMBARDIER
5743 CORSA AVE # 205
WESTLAKE VILLAGE, CA 91362
TEL: (818) 991-5056

CIVIL ENGINEER
DIAMOND WEST INC
ATTN: DUSTIN WOOMER
24005 VENTURA BLVD UNIT 100
CALABASAS, CA 91302
TEL: (818) 591-1050

REVISIONS

NO.	DESCRIPTION	DATE
	DRC RESUBMITTAL	06/20/23
	DRC RESUBMITTAL	02/27/24

STAMP + SIGNATURE

NOT FOR CONSTRUCTION

COPYRIGHT 2024 AHT ARCHITECTS INC.
THIS DOCUMENT, AND THE IDEAS AND DESIGNS INCORPORATED HEREIN, AS AN INSTRUMENT OF PROFESSIONAL SERVICE IS THE PROPERTY OF AHT ARCHITECTS, INC. AND IS NOT TO BE USED IN WHOLE OR IN PART FOR ANY PROJECT OTHER THAN THE ONE IDENTIFIED HEREIN WITHOUT WRITTEN AUTHORIZATION OF AHT ARCHITECTS, INC. THIS DOCUMENT SHALL NOT BE REPRODUCED OR MODIFIED IN ANY WAY WITHOUT THE EXPRESSED WRITTEN CONSENT OF AHT ARCHITECTS, INC. ALL DRAWINGS, SPECIFICATIONS, AS WELL AS THE ARCHITECTURAL IDEAS AND CONCEPTS DESCRIBED HEREIN ARE UNDER THE PROTECTION OF ALL APPLICABLE COPYRIGHT LAWS.

SHEET TITLE

VISUAL IMPACT ANALYSIS

DATE:	02/27/2024
SCALE:	AS NOTED
DRAWN BY:	AHT
PROJECT NUMBER	22080.00

V.I.A.

ACTUAL SIZE OF THIS SHEET IS 30" X 42"



Plant Palette

	Trees	QTY	Size	Water Use
	Cercis occidentalis Western Redbud	2	24" Box	L
	Eriobotra deflexa Bronze Loquat	1	24" Box	M
	Geijera parvifolia Australian Willow	15	24" Box	L
	Olea europaea 'Swan Hill' Fruitless Olive	4	24" Box	L
	Platanus racemosa Western Sycamore	2	36" Box	L
	Quercus agrifolia Coast Live Oak (mitigation)	3 11 3	15 GAL 24" Box 36" Box	VL

A portion of the Quercus agrifolia area mitigated trees. - See Table

REFER TO ENLARGEMENT EXHIBIT FOR SHRUB LAYOUT.

Shrubs	SIZE	Water Use
Aloe striata - Coral Aloe	1 Gal	L
Arctostaphylos species - Manzanita	5 Gal	L
Bougainvillea 'San Diego Red' - (Bush Form)	5 Gal	L
Ceanothus - Wild Lilac	5 Gal	L
Cistus purpurens - Pink Rockrose	5 Gal	L
Dianella revoluta - Little Rev	5 Gal	L
Elymus 'Canyon Prince' - Leymus	5 Gal	L
Hesperaloe parvifolia - Red Yucca	5 Gal	L
Heteromeles arbutifolia - Toyon	5 Gal	VL
Laurus nobilis - Sweet Bay	5 Gal	L
Lavandula multifida - Fernleaf Lavender	5 Gal	L
Mahonia aquifolium 'Compacta' - Oregon Grape	5 Gal	L
Senecio vitalis - Blue Chalk Fingers	1 Gal	L

Vines

Cissus antartica - Kangaroo Vine	15 Gal	M
Parthenocissus tricuspidata - Boston Ivy	15 Gal	M

Groundcover

Bark Mulch - Agromin ES2 (or equal)
Rosmarinus o. 'Huntington Carpet' - Prostrate Rosemary 1 Gal VL
(Rosmarinus occurs on all slopes and around front transformer areas.)

Legend

1. *Asphalt Paving - Parking Lot*
2. *Colored Concrete Paving*
3. *Decomposed Granite - Overflow Parking Lot*
4. Retaining Wall - See Civil Plan For Final Heights
   All Retaining Walls With Varying Heights To Grade Change
   Finish Walls With Light Grey Stucco To Match Architecture Stucco
5. Iron Rails Finish With Medium Grey To Match Architecture Trim
6. Public Art To Be Determined

Calculations

Parking Lot Area: 27,230 sqft.
Parking Lot Planting Area: 7,430 sqft.
Percentage of Parking Lot Planting Area: 27.3%

Parking Lot Area: 40,042 sqft.
Parking Lot Shaded Area: 20,397 sqft.
Percentage of Parking Lot Shaded: 50.9%

Total Pervious Area: 404,765 SF
Total Impervious Area: 71,788 SF
Impervious Area Percentage Of Total Gross Area: 15.1%

MITIGATION TREE TABLE

QTY/SIZE	SPECIES	SIZE
3 - 36"BOX	Quercus agrifolia	36" Box
11- 24"BOX	Quercus agrifolia	24" Box
3 -15 GAL	Quercus agrifolia	15 Gallon

Existing Oak Tree Legend

260 — existing oak tree to remain
canopy
461 — existing oak tree to be removed
canopy

*Note: Refer to project oak tree report and maps for existing oak tree dispositions and species.

BASE INFORMATION WAS DERIVED FROM DIAMOND WEST. AND RECEIVED BY THIS OFFICE ON JANUARY 26, 2024

These drawings are instruments of service and the property of L. Newman Design Group, Inc (LNDG). All information contained on these drawings are (1) for use on this specified project and shall not be used on other projects or for additions to this project, (2) not for completion of this project by others; and (3) may not be reproduced, modified, or copied in any manner whatsoever; and/or (4) assigned to any third party, all without obtaining the prior written consent of LNDG. If plans are provided in an electronic format (computer disk, compact disk, or via modem transmission) as a courtesy to client, the delivery of electronic files does not constitute the delivery of our professional work product. Only paper prints constitute our professional work product. In the event the electronic file is altered, the prints must be referred to LNDG for the correct information. LNDG shall not be responsible for any modifications made to the electronic files, or for any products derived from electronic files which are not reviewed and signed off by LNDG.

Copyright: L. Newman Design Group, Inc.
All Rights Reserved.

L. Newman Design Group, Inc.

■ Landscape Architecture
■ Planning
■ Horticulture
■ Biological Restoration

5743 Corsa Ave ■ Suite 205
■ Westlake Village, CA 91362-3924
■ Phone: (818) 991-5056 ■ Fax: (818) 991-3478
■ E-mail: lndg @ lndg.net

REGISTERED LANDSCAPE ARCHITECT — Signature — 02/05/24 — Renewal Date: 11/03/25 — STATE OF CALIFORNIA

Job No. 2438-013
Date 06/20/23 Drawn By RW

Revision
1 10-30-23 - City Revision
2 11-03-23 - City Revision
3 02-05-24 - City Revision

Prepared By:

DIAMOND WEST
civil engineering ● land surveying ● land planning
23801 Calabasas Road, Suite 1034
Calabasas, CA 91302
Phone: (818) 591-1050
www.diamondwest.net

PLAN REVISION DESCRIPTIONS

PREPARED BY OR UNDER THE DIRECTION OF:

REGISTERED PROFESSIONAL ENGINEER — WILLIAM C. CUNNINGHAM — No. 80129 Exp. 09/30/24 — CIVIL — STATE OF CALIFORNIA

SIGNATURE: DATE:

ADDRESS: CALABASAS KIA
24460 CALABASAS ROAD
CALABASAS, CA 91302

SHEET TITLE: **PRELIMINARY LANDSCAPE PLAN**

SHEET NO.

LP-1

OF 1 CIVIL SHEETS

DATE: 2023-11-03

Reuse of Documents: This document, and the ideas and designs incorporated herein, as an instrument of professional service, is the property of Diamond West, Inc. (DW) and is not to be used, in whole or part, for any other project, without the written authorization of DW.

CALABASAS KIA / 24460 CALABASAS ROAD, CALABASAS, CA. / LNDG# 2438-01

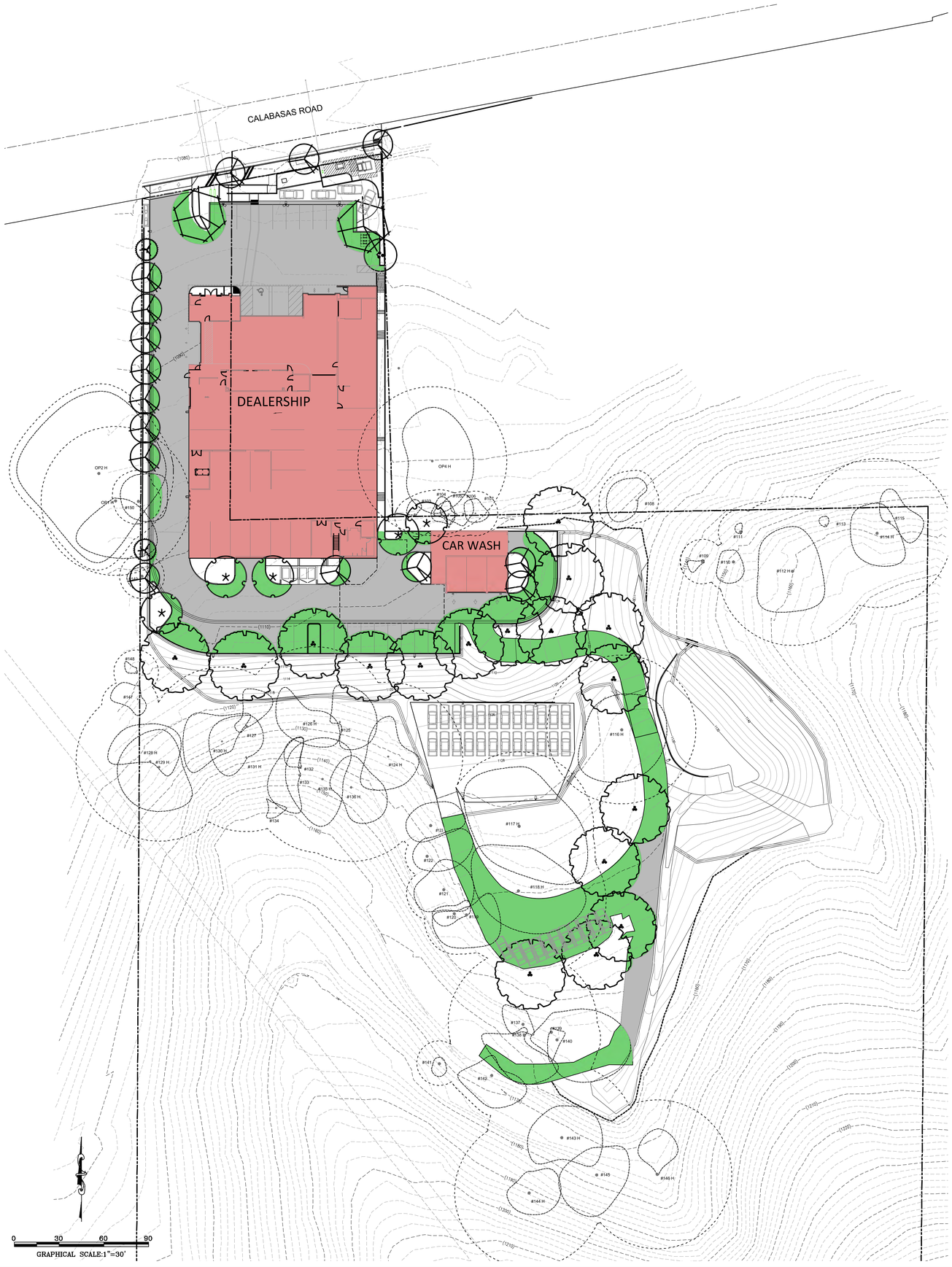

SHADE CALCULATIONS

TOTAL PARKING / DRIVE AREA - (50% Required Tree Canopy Shade = 19,502 SF	40,042 SF
TREE CANOPY SHADE -	20,397 SF
TREE CANOPY SHADE AREA	20,397 SF

PERCENTAGE COVERAGE = 50.9%

PARKING LOT TREE CALCULATION

TOTAL PARKING SPACES = 10

REQUIRED PARKING LOT TREES (OTHER THAN FINGER PLANTER TREES) = (1) TREE : (4) PARKING SPACES

REQUIRED PARKING LOT TREES = 2.5 TREES

PARKING LOT TREES (OTHER THAN FINGER PLANTER TREES) SHOWN ON PLAN = 38 TREES

PARKING LOT TREES (FINGER PLANTER TREES) SHOWN ON PLAN = 11 TREES

BASE INFORMATION WAS DERIVED FROM DIAMOND WEST, AND RECEIVED BY THIS OFFICE ON MARCH 1, 2023

These drawings are instruments of service and the property of L. Newman Design Group, Inc (LNDG). All information contained on these drawings are (1) for use on this specified project and shall not be used on other projects or for additions to this project, (2) not for completion of this project by others; and (3) may not be reproduced, modified, or copied in any manner whatsoever; and/or (4) assigned to any third party, all without obtaining the prior written consent of LNDG. If plans are provided in an electronic format (computer disk, compact disk, or via modem transmission) as a courtesy to client, the delivery of electronic files does not constitute the delivery of our professional work product. Only paper prints constitute our professional work product. In the event the electronic file is altered, the prints must be referred to LNDG for the correct information. LNDG shall not be responsible for any modifications made to the electronic files, or for any products derived from electronic files which are not reviewed and signed off by LNDG.

Copyright: L. Newman Design Group, Inc.
All Rights Reserved.

L. Newman Design Group, Inc.

- Landscape Architecture
- Planning
- Horticulture
- Biological Restoration

5743 Corsa Ave ■ Suite 205
■ Westlake Village, CA 91362-3924
■ Phone: (818) 991-5056 ■ Fax: (818) 991-3478
■ E-mail: lndg @ lndg.net

LICENSED LANDSCAPE ARCHITECT
Registered Professional
Signature
07/31/25
Renewal Date
02/05/24
STATE OF CALIFORNIA

Job No. 2438-013
Date 06/20/23 Drawn By RW

Revision
1 10-30-23 - City Revision
2 11-03-23 - City Revision
3 02-05-24 - City Revision

Prepared By:

DIAMOND WEST
civil engineering • land surveying • land planning
23801 Calabasas Road, Suite 1034
Calabasas, CA 91302
Phone: (818) 591-1050
www.diamondwest.net

PLAN REVISION DESCRIPTIONS

PREPARED BY OR UNDER THE DIRECTION OF:

REGISTERED PROFESSIONAL ENGINEER
WILLIAM C. CUNNINGHAM
No. 80129
Exp. 09/30/24
CIVIL
STATE OF CALIFORNIA

SIGNATURE: DATE:

ADDRESS:
CALABASAS KIA
24460 CALABASAS ROAD
CALABASAS, CA 91302

SHEET TITLE:
PRELIMINARY SHADE STUDY PLAN

SHEET NO.
LPSS-1

OF 1 CIVIL SHEETS

DATE: 2023-11-03

Reuse of Documents: This document, and the ideas and designs incorporated herein, as an instrument of professional service, is the property of Diamond West, Inc. (DW) and is not to be used, in whole or in part, for any other project without the written authorization of DW.

CALABASAS KIA / 24460 CALABASAS ROAD CALABASAS CA / LNDG# 2438-01

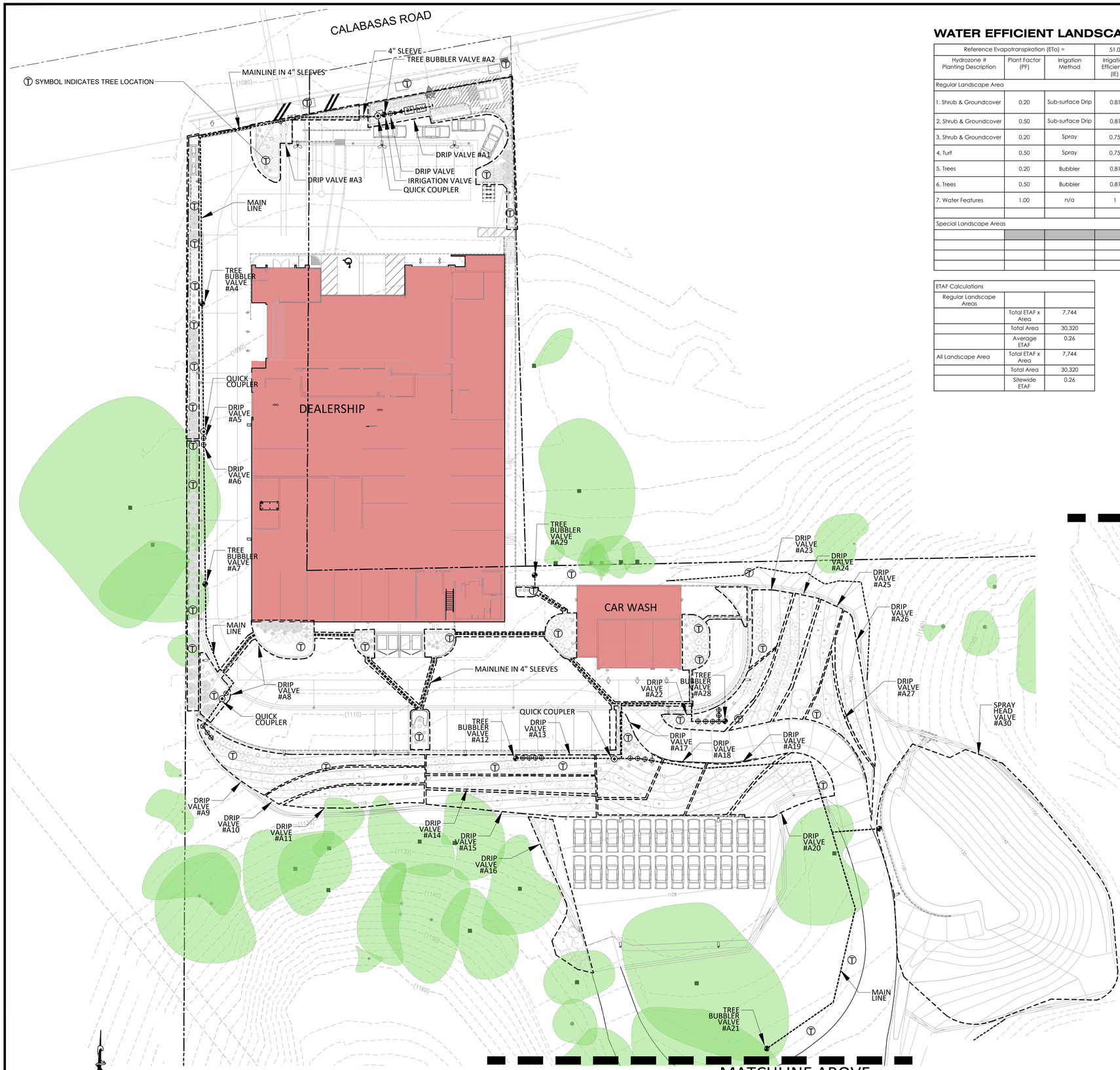

WATER EFFICIENT LANDSCAPE WORK SHEET

Reference Evapotranspiration (ETo) =			51.0				
Hydrozone # Planting Description	Plant Factor (PF)	Irrigation Method	Irrigation Efficiency (IE)	ETAF (PF/IE)	Landscape Area (sq. ft.)	ETAF x Area	Estimated Total Water Use (ETWU)
Regular Landscape Area							
1. Shrub & Groundcover	0.20	Sub-surface Drip	0.81	0.25	17565	4,337	137,137
2. Shrub & Groundcover	0.50	Sub-surface Drip	0.81	0.62	0	0	0
3. Shrub & Groundcover	0.20	Spray	0.75	0.27	11,935	3,183	43,825
4. Turf	0.50	Spray	0.75	0.67	0	0	0
5. Trees	0.20	Bubbler	0.81	0.25	760	188	5,934
6. Trees	0.50	Bubbler	0.81	0.62	60	37	1,171
7. Water Features	1.00	n/a	1	1	0	0	0
				Totals	30,320	7,744	244,878
Special Landscape Areas							
				1	0	0	0
				Totals	0	0	0
				Estimated Total Water Use (ETWU)			244,878
				Maximum Allowed Water Allowance (MAWA)			431,423

ETAF Calculations		
Regular Landscape Areas		
	Total ETAF x Area	7,744
	Total Area	30,320
	Average ETAF	0.26
All Landscape Area	Total ETAF x Area	7,744
	Total Area	30,320
	Sitewide ETAF	0.26

BASE INFORMATION WAS DERIVED FROM DIAMOND WEST. AND RECEIVED BY THIS OFFICE ON MARCH 1, 2023

These drawings are instruments of service and the property of L. Newman Design Group, Inc (LNDG). All information contained on these drawings are (1) for use on this specified project and shall not be used on other projects or for additions to this project, (2) not for completion of this project by others; and (3) may not be reproduced, modified, or copied in any manner whatsoever; and/or (4) assigned to any third party, all without obtaining the prior written consent of LNDG. If plans are provided in an electronic format (computer disk, compact disk, or via modem transmission) as a courtesy to client, the delivery of electronic files does not constitute the delivery of our professional work product. Only paper prints constitute our professional work product. In the event the electronic file is altered, the prints must be referred to LNDG for the correct information. LNDG shall not be responsible for any modifications made to the electronic files, or for any products derived from electronic files which are not reviewed and signed off by LNDG.

Copyright: L. Newman Design Group, Inc.
All Rights Reserved.

L. Newman Design Group, Inc.

■ Landscape Architecture
■ Planning
■ Horticulture
■ Biological Restoration

5743 Corsa Ave ■ Suite 205
■ Westlake Village, CA 91362-3924
■ Phone: (818) 991-5056 ■ Fax: (818) 991-3478
■ E-mail: lndg @ lndg.net

Job No. 2438-013
Date 06/20/23 Drawn By RW

Revision
1 10-30-23 - City Revision
2 11-03-23 - City Revision
3 02-05-24 - City Revision

REGISTERED LANDSCAPE ARCHITECT — RICHARD WEISS — Signature — 07/31/25 Renewal Date — 02/05/24

MATCHLINE BELOW

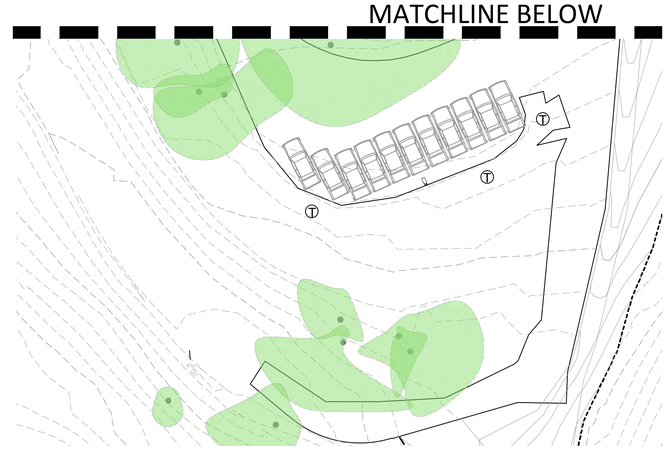

EQUIPMENT LEGEND

SYMBOL	MANUFACTURER / MODEL NUMBER	SIZE	DETAIL
	IRRIGATION POINT OF CONNECTION - AT HOUSE BY OWNER	PLAN SIZE	
BF	FEBCO - 825Y, 1" R/P BACKFLOW PREVENTION ASSEMBLY W/ MODEL	1"	'B' -LD-2
C	CONTROLLER- IRRITROL -TC 24EX-R (SMART DIAL SERIES- 24 STATION CONTROLLER WITH A SNAP IN SMART DIAL MODULE)	PLAN SIZE	'A' -LD-2
	NIBCO T-113 BRONZE BALL VALVE - 3" AND SMALLER	LINE SIZE	'F' -LD-2
	RAIN BIRD #33-DLRC QUICK COUPLING VALVE WITH LOCKING COVER	PLAN SIZE	'I'-LD-2
	RAIN BIRD PESB-PRS-D SERIES REMOTE CONTROL VALVE WITH LOCKING COVER	PLAN SIZE	'G' -LD-2
	RAIN BIRD CONTROL ZONE KIT (XCZ-100-PRB-COM) - 0.3 - 20 GPM (40 PSI) - W /LOCKING COVER	PLAN SIZE	'H' -LD-2
	SCH 40 PVC IRRIGATION PRESSURE MAINLINE, 24" MINIMUM COVER	PLAN SIZE	'K' -LD-2
	PVC NON-PRESSURE LATERAL LINE (CL 200 FOR 3/4" , 12" MINIMUM COVER)	PLAN SIZE	'K' -LD-2
	PVC LATERAL - UVR - ON SURFACE (SCH.40 PVC) PURPLE LINE FOR RECLAIMED WATER SYSTEMS.	PLAN SIZE	'I' -LD-2
	SCH 40 PVC SLEEVE, 24" MINIMUM COVER UNDER WALKWAYS.	PLAN SIZE	'L' -LD-2
NOT SHOWN	UF DIRECT BURIAL CONTROL WIRE WITH WATERPROOF CONNECTIONS	N/A	

NOTE: ALL SYMBOLS TO BE SHOWN ON WORKING DRAWINGS.

Prepared By:

DIAMOND WEST
civil engineering ▪ land surveying ▪ land planning
23801 Calabasas Road, Suite 1034
Calabasas, CA 91302
Phone: (818) 591-1050
www.diamondwest.net

PLAN REVISION DESCRIPTIONS

PREPARED BY OR UNDER THE DIRECTION OF:

REGISTERED PROFESSIONAL ENGINEER — WILLIAM C. CUNNINGHAM — No. 80129 Exp. 09/30/24 — CIVIL — STATE OF CALIFORNIA

SIGNATURE: DATE:

ADDRESS:
CALABASAS KIA
24460 CALABASAS ROAD
CALABASAS, CA 91302

SHEET TITLE:
PRELIMINARY LANDSCAPE IRRIGATION PLAN

SHEET NO.
LPI-1

OF 1 CIVIL SHEETS

DATE: 2023-11-03

Reuse of Documents: This document, and the ideas and designs incorporated herein, as an instrument of professional service, is the property of Diamond West, Inc. (DW) and is not to be used, in whole or in part, for any other project without the written authorization of DW.

CALABASAS KIA / 24460 CALABASAS ROAD, CALABASAS, CA. / LNDG# 2438-01

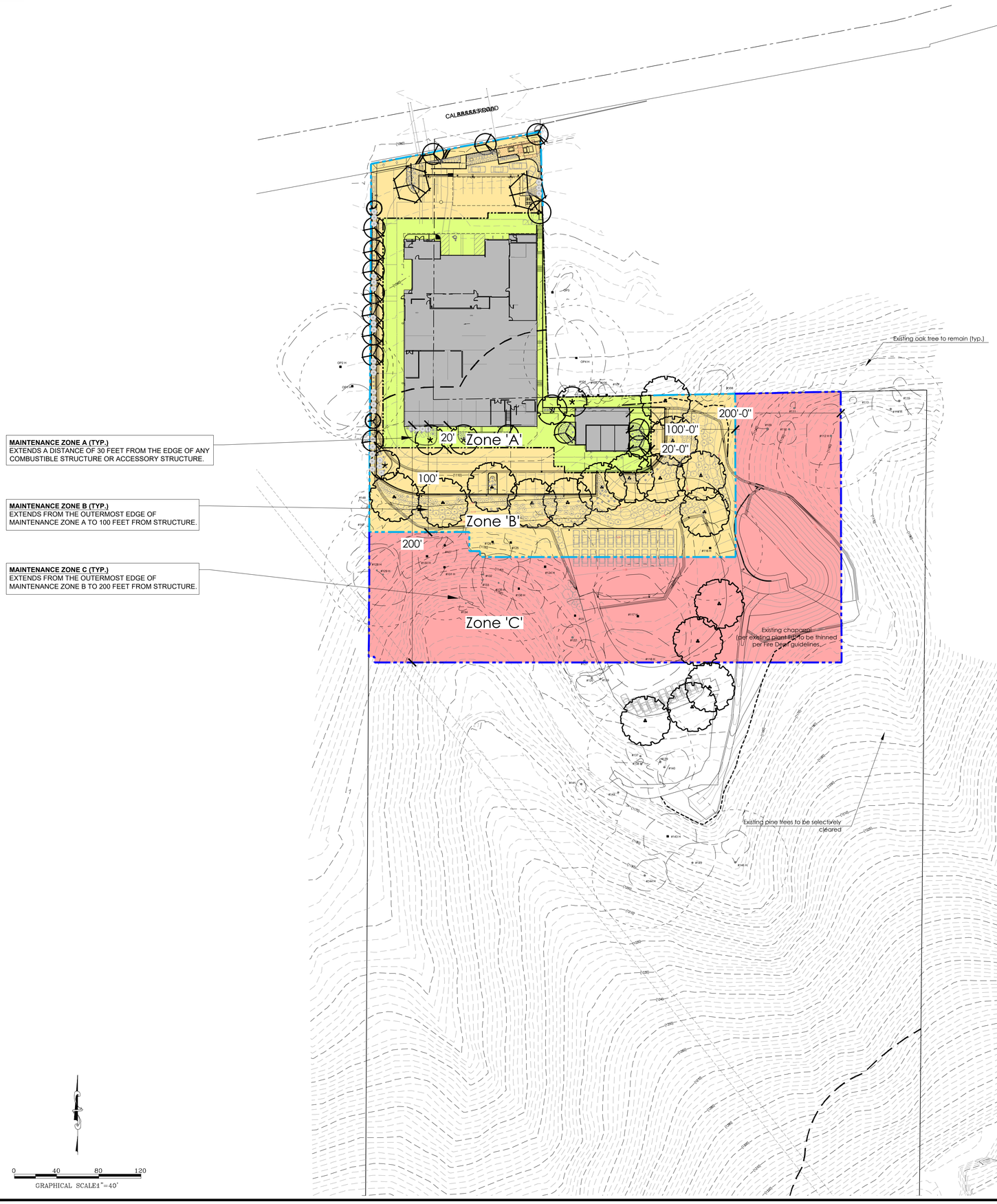

0 40 80 120
GRAPHICAL SCALE1"=40'

Plant Palette

	Trees	Size	Water Use
	Cercis occidentalis Western Redbud	24" Box	L
	Eriobotra deflexa Bronze Loquat	24" Box	M
	Geijera parvifolia Australian Willow	24" Box	L
	Olea europaea 'Swan Hill' Fruitless Olive	24" Box	L
	Platanus racemosa Western Sycamore	36" Box	L
	Quercus agrifolia Coast Live Oak (mitigation)	15 GAL 24" Box 36" Box	VL

Symbol	Shrubs	SIZE	Water Use
	Aloe striata - Coral Aloe	*1 Gal*	L
	Arctostaphylos species - Manzanita	5 Gal	L
	Bougainvillea 'San Diego Red' - *(Bush Form)*	*5 Gal*	L
	Ceanothus - Wild Lilac	*5 Gal*	L
	Cistus purpurens - *Pink Rockrose*	*5 Gal*	L
	Dianella revoluta - *Little Rev*	*5 Gal*	L
LC	*Elymus 'Canyon Prince'* - Leymus	5 Gal	L
	Hesperaloe parvifolia - Red Yucca	5 Gal	L
	Heteromeles arbutifolia - Toyon	5 Gal	L
	Laurus nobilis - *Sweet Bay*	*5 Gal*	L
	Lavandula multifida - *Fernleaf Lavender*	*5 Gal*	L
	Mahonia aquifolium 'Compacta' - *Oregon Grape*	*5 Gal*	L
	Senecio vitalis - *Blue Chalk Fingers*	*1 Gal*	L

Vines

	Cissus antartica - Kangaroo Vine	L
	Parthenocissus tricuspidata - Boston Ivy	L

Groundcover

Bark Mulch - Agromin ES2 (or equal)
(Occurs at all planters around building.)

Rosmarinus o. 'Huntington Carpet' - Prostrate Rosemary L
(Rosmarinus occurs on all slopes and around front transformer areas.)

BASE INFORMATION WAS DERIVED FROM DIAMOND WEST, AND RECEIVED BY THIS OFFICE ON MARCH 1, 2023

These drawings are instruments of service and the property of L. Newman Design Group, Inc (LNDG). All information contained on these drawings are (1) for use on this specified project and shall not be used on other projects or for additions to this project, (2) not for completion of this project by others; and (3) may not be reproduced, modified, or copied in any manner whatsoever; and/or (4) assigned to any third party, all without obtaining the prior written consent of LNDG. If plans are provided in an electronic format (computer disk, compact disk, or via modem transmission) as a courtesy to client, the delivery of electronic files does not constitute the delivery of our professional work product. Only paper prints constitute our professional work product. In the event the electronic file is altered, the prints must be referred to LNDG for the correct information. LNDG shall not be responsible for any modifications made to the electronic files, or for any products derived from electronic files which are not reviewed and signed off by LNDG.

Copyright: L. Newman Design Group, Inc.
All Rights Reserved.

L. Newman Design Group, Inc.
■ Landscape Architecture
■ Planning
■ Horticulture
■ Biological Restoration
5743 Corsa Ave ■ Suite 205
■ Westlake Village, CA 91362-3924
■ Phone: (818) 991-5056 ■ Fax: (818) 991-3478
■ E-mail: lndg @ lndg.net

LICENSED LANDSCAPE ARCHITECT — WILLIAM C. CUNNINGHAM — Signature — 07/31/25 — 02/05/24 — STATE OF CALIFORNIA

Prepared By:

DIAMOND WEST
civil engineering ▪ land surveying ▪ land planning
23801 Calabasas Road, Suite 1034
Calabasas, CA 91302
Phone: (818) 591-1050
www.diamondwest.net

PLAN REVISION DESCRIPTIONS

PREPARED BY OR UNDER THE DIRECTION OF:

REGISTERED PROFESSIONAL ENGINEER — WILLIAM C. CUNNINGHAM — No. 80129 Exp. 09/30/24 — CIVIL — STATE OF CALIFORNIA

SIGNATURE: DATE:

ADDRESS:
CALABASAS KIA
24460 CALABASAS ROAD
CALABASAS, CA 91302

SHEET TITLE:
PRELIMINARY FUEL MODIFICATION PLAN

SHEET NO.
LFMZ-1

OF 1 CIVIL SHEETS
DATE: 2023-11-03

Job No. 2438-013
Date 06/20/23 Drawn By RW

Revision
1 10-30-23 - City Revision
2 11-03-23 - City Revision
3 02-05-24 - City Revision

Reuse of Documents: This document, and the ideas and designs incorporated herein, as an instrument of professional service, is the property of Diamond West, Inc. (DW) and is not to be used, in whole or in part, for any other project without the written authorization of DW.

CALABASAS KIA / 24460 CALABASAS ROAD, CALABASAS, CA. / LNDG# 2438-01

ASSESSMENT NOTES AND MAINTENANCE AGREEMENT FOR FUEL MODIFICATION PLAN

ZONE A - SETBACK ZONE

THIS ZONE WILL NORMALLY EXTEND OUT TO 20 FEET, BUT SOMETIMES UP TO 50 FEET OR MORE FROM THE EDGE OF ANY STRUCTURES. ZONE A IS DIRECTLY ADJACENT TO ALL REVIEWED STRUCTURES ON THE PROJECT AND PROVIDES ACCESS AND DEFENSIBLE SPACE FOR FIRE SUPPRESSION ACTIVITIES AS WELL AS A BUFFER FROM A FIRE'S CONVECTIVE AND RADIANT HEAT PROPERTIES. THIS ZONE SHOULD OFFER PROTECTION FROM INTENSE FLAMES THROUGH EITHER PROPERLY MAINTAINED IRRIGATED PLANTS WITH HIGH MOISTURE CONTENT, OR THROUGH WALKWAYS, GRAVEL, STONE, PAVED SURFACES, OR WATER FEATURES THAT HELP CREATE BREAKS IN THE PATH OF FIRE. KEEP AT LEAST A FEW FEET OR MORE OF AREA OPEN BETWEEN PLANTS AND THE FOUNDATION, ESPECIALLY IF THE FOUNDATION MATERIAL IS FLAMMABLE. OVERHANGING DECKS OR FENCING CONSTRUCTED OUT OF FLAMMABLE MATERIALS CAN BE A KEY CONDUIT IN CARRYING FIRE FROM THE ADJACENT WILDLAND AREAS TO THE STRUCTURE.

SPECIFIC REQUIREMENTS:

- EXTENDS BEYOND THE EDGE OF ANY COMBUSTIBLE STRUCTURE, ACCESSORY STRUCTURE, APPENDAGE OR PROJECTION WHERE REVIEW IS REQUIRED BY THE FIRE CODE.
- IRRIGATION BY AUTOMATIC OR MANUAL SYSTEMS SHALL BE PROVIDED TO LANDSCAPING TO MAINTAIN HEALTHY VEGETATION AND FIRE RESISTANCE.
- LANDSCAPING AND VEGETATION IN THIS ZONE SHALL CONSIST PRIMARILY OF GREEN LAWNS, GROUND COVERS NOT EXCEEDING 6 INCHES IN HEIGHT, AND ADEQUATELY SPACED SHRUBS. THE OVERALL CHARACTERISTICS OF THE LANDSCAPE SHALL PROVIDE ADEQUATE DEFENSIBLE SPACE IN A FIRE ENVIRONMENT.
- PLANTS IN ZONE 'A' SHALL BE INHERENTLY HIGHLY FIRE RESISTANT AND SPACED APPROPRIATELY. SPECIES SELECTION SHOULD BE MADE REFERENCING THE FUEL MODIFICATION PLANT LIST. OTHER SPECIES NOT ON THE LIST MAY BE UTILIZED WITH PRIOR APPROVAL.
- THIS ZONE WILL TYPICALLY CONTAIN ANY MODERATE TO HIGH WATER USE PLANTS PROPOSED FOR THE SITE.
- SMALL TREES MAY BE UTILIZED WHEN APPROPRIATELY SPACED.
- LARGER TREES ARE GENERALLY NOT APPROPRIATE FOR USE WITHIN ZONE 'A'.
- TARGET SPECIES WILL TYPICALLY NOT BE ALLOWED WITHIN 30 OR MORE FEET OF COMBUSTIBLE STRUCTURES AND MAY REQUIRE REMOVAL IF EXISTING ON SITE.
- VINES AND CLIMBING PLANTS SHALL NOT BE ALLOWED ON ANY COMBUSTIBLE STRUCTURE UNDER REVIEW OR ANY WALL, FENCE, OR OTHER SIMILAR FEATURES ATTACHED TO OR IN CLOSE PROXIMITY TO THE STRUCTURE UNDER REVIEW. ATTACHED PATIO COVERS AND OTHER SIMILAR STRUCTURES ADDED AFTER REVIEW OR INSPECTION REQUIRE REVIEW AND WILL NOT BE ALLOWED TO HAVE ANY VINES OR CLIMBING PLANTS.
- EXISTING NATIVE VEGETATION SHALL BE MODIFIED BY THINNING AND REMOVAL OD SPECIES CONSTITUTING A HIGH FIRE RISK; INCLUDING BUT NOT LIMITED TO LAUREL SUMAC, CHAMISE, CEANOTHUS, SAGE, SAGE BRUSH, BUCKWHEAT AND CALIFORNIA JUNIPER, ISOLATED SPECIMEN NATIVE SHRUBS MAY REMAIN IF APPROVED ON THE LANDSCAPE PLAN. REFER TO THE UNDESIRABLE PLANT LIST FOR ADDITIONAL SPECIES.
- TREES SHOULD BE LIMBED UP TO AT LEAST 6 FEET ABOVE BARE EARTH AND A MINIMUM OF 3 TIMES THE HEIGHT OF UNDERLYING PLANTS,
- THIS ZONE SHOULD BE FREE OF ANY COMBUSTIBLE STRUCTURES SUCH AS PATIOS, DECKS, TRELLISES AND WOODEN FENCES.

ZONE B - IRRIGATED ZONE

THIS ZONE EXTENDS FROM ZONE 'A' UP TO 100 FEET FROM ANY STRUCTURES. IRRIGATED AREAS EXTENDING PAST 100 FEET, SUCH AS MANUFACTURED SLOPES, WILL NEED TO MEET THE SPACING AND PLANNING REQUIREMENTS FOR THIS ZONE. THIS IS THE ZONE JUST OUTSIDE AND ADJACENT TO THE SETBACK ZONE. IT MAY HAVE BEEN DETACHED STRUCTURES, AND MAY CONTAIN SOME NATIVE VEGETATION ID SPACED ACCORDING TO PLANTING GUIDELINES THAT CREATE A TRANSITION TO THE NATIVE BRUSH AND THE THINNING ZONE. A LARGE PERCENTAGE OF EXISTING VEGETATION MAY BE REMOVED AND REPLACED WITH IRRIGATED FIRE RESISTANT AND DROUGHT RESISTANT PLANTS. IN STEEPLY SLOPED AREAS, A HIGH PRIORITY SHOULD BE ASSIGNED TO MAINTAINING PLANTS THAT WILL HELP CONTROL EROSION AND SLOPE FAILURE. IF PLANTING IS CONSIDERED FOR THESE AREAS IT SHOULD BE PHASED IN DURING THE CONSTRUCTION AND ONE CAREFULLY AND GRADUALLY SO THE SLOPE IS NOT LEFT BARE.

SPECIFIC REQUIREMENTS:

- EXTENDS FROM THE OUTERMOST EDGE OF ZONE A TO 100 FEET FROM STRUCTURE.
- LANDSCAPING AND VEGETATION IN THIS ZONE SHALL TYPICALLY CONSIST PRIMARILY OF GREEN LAWNS, GROUND COVERS, AND ADEQUATELY SPACED SHRUBS AND TREES. THE OVERALL CHARACTERISTICS OF THE LANDSCAPE SHALL PROVIDE ADEQUATE DEFENSIBLE SPACE IN A FIRE ENVIRONMENT.
- LANDSCAPING ALONG ACCESS ROADS REQUIRED FOR SLOPE STABILIZATION AS PART OF A GRADING PLAN THAT EXTENDS PAST 100 FEET FROM A STRUCTURE, SHOULD TYPICALLY FOLLOW THE REQUIREMENTS FOR ZONE 'B'.
- IRRIGATION BY AUTOMATIC OR MANUAL SYSTEMS SHALL BE PROVIDED TO LANDSCAPING TO MAINTAIN HEALTHY VEGETATION AND FIRE RESISTANCE.
- PLANTS IN ZONE B SHALL TYPICALLY BE FIRE RESISTANT AND SPACED APPROPRIATELY. SPECIES SELECTION SHOULD BE MADE REFERENCING THE FUEL MODIFICATION PLANT LIST. OTHER SPECIES MAY BE UTILIZED SUBJECT TO APPROVAL.
- EXISTING NATIVE VEGETATION SHALL BE MODIFIED BY THINNING AND REMOVAL OF SPECIES CONSTITUTING A HIGH FIRE RISK; INCLUDING BUT NOT LIMITED TO LAUREL SUMAC, CHAMISE, CEANOTHUS, SAGE, SAGE BRUSH, BUCKWHEAT AND CALIFORNIA JUNIPER, ISOLATED SPECIMEN NATIVE SHRUBS MAY REMAIN IF APPROVED ON THE LANDSCAPE PLAN. REFER TO THE UNDESIRABLE PLANT LIST FOR ADDITIONAL SPECIES.
- TREES SHOULD BE LIMBED UP TO AT LEAST 6 FEET ABOVE BARE EARTH AND A MINIMUM OF 3 TIMES THE HEIGHT OF UNDERLYING PLANTS.

ZONE C - NATIVE BRUSH THINNING ZONE

THIS ZONE, IF APPLICABLE, MAY CONSIST MOSTLY OF NATIVE PLANTS WITH PROPER THINNING AND SPACING ACCORDING TO THE GUIDELINES AND BRUSH CLEARANCE REQUIREMENTS. THE OBJECTIVE IS TO THIN THE DENSITY OF THE VEGETATION AND REDUCE THE AMOUNT OF FUEL IN ORDER TO SLOW THE RATE OF FIRE SPREAD, REDUCE FLAME LENGTHS AND INTENSITY OF THE FIRE BEFORE IT REACHES THE IRRIGATED ZONES.

SPECIFIC REQUIREMENTS:

- EXTENDS FROM THE OUTERMOST EDGE OF ZONE B UP TO 200 FEET FROM STRUCTURE OR TO PROPERTY LINE.
- IRRIGATED SYSTEMS ARE NOT REQUIRED FOR THIS ZONE. (NATIVE PLANTS ARE GENERALLY NOT COMPATIBLE WITH REGULAR, UN-SEASONAL SUPPLEMENTAL WATER)
- VEGETATION IN THIS ZONE WILL MAINLY CONSIST OF MODIFIED EXISTING NATIVE VEGETATION.
- ADEQUATELY SPACED ORNAMENTAL SHRUBS AND TREES ARE ALLOWED IF APPROVED ON THE LANDSCAPE PLAN, BUT ARE GENERALLY NOT RECOMMENDED DUE TO WATER CONSERVATION GOALS.
- LANDSCAPE PLANTING WITH ORNAMENTAL OR NATIVE SPECIES TO MEET MINIMUM SLOPE COVERAGE REQUIREMENTS ASSOCIATED WITH GRADING PERMITS OR CITY OR COUNTY HILLSIDE ORDINANCES IS ALLOWED. IRRIGATION SHOULD BE IN PLACE AT LEAST AS LONG AS REQUIRED TO ESTABLISH AND NATURALIZE THE INSTALLED PLANTS, THE OVERALL CHARACTERISTICS OF THE LANDSCAPE SHALL PROVIDE ADEQUATE DEFENSIBLE SPACE IN A FIRE ENVIRONMENT.
- EXISTING NATIVE VEGETATION SHALL BE MODIFIED BY THINNING OR REMOVAL OF SPECIES CONSTITUTING A HIGH FORE RISK; INCLUDING BUT NOT LIMITED TO LAUREL SUMAC, CHAMISE, CEANOTHUS, SAGE, SAGE BRUSH AND CALIFORNIA JUNIPER. REFER TO THE UNDESIRABLE PLANT LIST FOR ADDITIONAL SPECIES.
- REMOVE LOWER 1/3 OF LARGE SHRUBS AND ALL DEAD WOOD TO REDUCE FUEL LOADS.
- TREES SHOULD BE LIMBED UP AT LEAST 6 FEET ABOVE BARE EARTH AND A MINIMUM OF 3 TIMES THE HEIGHT OF UNDERLYING PLANTS AS OUTLINED IN THE MAINTENANCE SECTION.
- NATIVE PLANTS MAY BE REMOVED BY REDUCED AMOUNTS AS THE DISTANCE FROM THE DEVELOPMENT INCREASES.
- PLANTS IN ZONE 'C' SHALL BE SPACED APPROPRIATELY TO MEET THE BRUSH CLEARANCE REQUIREMENTS.
- GENERAL SPACING FOR LARGE EXISTING NATIVE SHRUBS OR GROUPS IS 15 FEET BETWEEN THE EDGE OF THE CANOPIES.
- GENERAL SPACING FOR EXISTING NATIVE TREES OR GROUPS OF TREES IS 20 FEET BETWEEN THE EDGES OF THE CANOPIES. THIS WILL DEPEND ON THE SPECIES, TOPOGRAPHY AND THE ORIENTATION ON THE SITE AMONG OTHER FACTORS.

FIRE ACCESS ROAD ZONE

ANY PUBLIC OR PRIVATE ROADWAY THAT MAY BE USED FOR EMERGENCY ACCESS WILL BE REVIEWED TO ENSURE COMPLIANCE WITH APPLICABLE FORE CODE REQUIREMENTS AND SAFETY AS PART OF THE FUEL MODIFICATION PLAN REVIEW.

SPECIFIC REQUIREMENTS:

- CLEAR AND REMOVE FLAMMABLE GROWTH FOR A MINIMUM OF 10 FEET ON EACH SIDE OF FIRE ACCESS ROADS. (LOS ANGELES COUNTY FIRE CODE 317.10)
- FIRE ACCESS ROADS, DRIVEWAYS AND TURNAROUNDS SHALL BE MAINTAINED IN ACCORDANCE WITH FIRE CODE. FIRE ACCESS ROADS SHALL HAVE UNOBSTRUCTED VERTICAL CLEARANCE FOR A HEIGHT OF 20 FEET. (LOS ANGELES COUNTY FIRE CODE 317.108)
- LANDSCAPING AND NATIVE PLANTS WITHIN THE 10-FOOT FIRE ACCESS ROAD ZONE SHALL BE APPROPRIATELY SPACED AND MAINTAINED TO PROVIDE SAFE PASSAGE IN WILDLAND FIRE ENVIRONMENTS.
- TREES SHALL BE PLANTED SO THAT THEY WILL NOT OVERHANG ANY ACCESS ROAD LEADING TO A REQUIRED EMERGENCY VEHICLE TURNAROUND.

MAINTENANCE

ROUTINE MAINTENANCE SHALL BE REGULARLY PERFORMED IN ALL ZONES. REQUIREMENTS INCLUDE BUT ARE NOT LIMITED TO THOSE ITEMS IN THE FUEL MODIFICATION GUIDELINES AND THOSE OUTLINED BELOW:

- REMOVAL OR THINNING OF UNDESIRABLE COMBUSTIBLE VEGETATION AND REPLACEMENT OF DEAD OR DYING LANDSCAPING
- MAINTENANCE INCLUDES IRRIGATION AND ANNUAL REMOVAL OF WEEDS, DEAD MATERIALS AND OTHER UNDESIRABLE FLAMMABLE VEGETATION REQUIRED TO KEEP THE AREA IN A FIRE SAFE CONDITION AS REQUIRED BY THE APPROVED FUEL MODIFICATION PLAN AND THE FIRE CODE.
- PRUNING AND THINNING TO REDUCE THE OVERALL FUEL LOAD AND CONTINUITY WITH OTHER FUEL LOADS.
- PRUNING LOWER BRANCHES OF TREES AND TREE-FORM SHRUBS TO 1/3 OF THEIR HEIGHT (OR 6 FEET FROM LOWEST HANGING BRANCHES TO THE GROUND) TO HELP PREVENT FIRE FROM SPREADING AND MAKE MAINTENANCE EASIER. TREES WITH UNDERSTORY PLANTS SHOULD BE LIMBED UP AT LEAST 3 TIMES THE HEIGHT OF THE UNDERLYING VEGETATION UP TO HEIGHT OF 40 FEET.
- UNLESS OTHERWISE APPROVED, GROUNDCOVERS SHALL BE MAINTAINED AT A HEIGHT NOT TO EXCEED 6 INCHES IN ZONE 'A' AND 'B', 12 INCHES IS ACCEPTABLE WITHIN 50 FEET OF A STRUCTURE IN ZONE 'B' IF IT IS ON A SLOPE, AND 18 INCHES IN ZONE 'B' BEYOND 50 FEET. ANNUAL GRASSES AND WEEDS SHALL BE MAINTAINED AT A HEIGHT NOT TO EXCEED 3 INCHES.
- ACCUMULATED PLANT LITTER AND DEAD WOOD SHALL BE REMOVED. DEBRIS AND TRIMMINGS PRODUCED BY THINNING AND PRUNING SHALL BE REMOVED FROM THE SITE OR CHIPPED AND EVENLY DISPERSED IN THE SAME AREA TO A MAXIMUM DEPTH OF 6 INCHES.
- IRRIGATION SYSTEMS SHALL BE MAINTAINED FOR OPERATIONAL INTEGRITY AND PROGRAMMING. EFFECTIVENESS SHOULD BE REGULARLY EVALUATED TO AVOID OVER OR UNDER-WATERING.
- CONDUCT YEARLY MAINTENANCE TO REDUCE FUEL VOLUMES, ELIMINATE WEEDS, REMOVE DEAD VEGETATION, ETC., PRIOR TO BRUSH INSPECTIONS.
- COMPLIANCE WITH THE FIRE CODE IS A YEAR ROUND RESPONSIBILITY. ENFORCEMENT WILL OCCUR FOLLOWING INSPECTION BY THE COUNTY OF LOS ANGELES FIRE DEPARTMENT ANNUALLY AND AS NEEDED. ANNUAL INSPECTIONS FOR BRUSH CLEARANCE COMPLIANCE ARE CONDUCTED FOLLOWING THE NATURAL DRYING OF GRASSES AND FINE FUELS, BETWEEN THE MONTHS OF APRIL AND JUNE DEPENDING ON GEOGRAPHIC REGION. INSPECTION FOR COMPLIANCE WITH AN APPROVED FUEL MODIFICATION PLAN MAY OCCUR AT ANY TIME OF THE YEAR.
- IRRIGATION MAY BE DESIGNED TO SUPPLEMENT NATIVE VEGETATION AND ESTABLISH PLANTED NATIVES.
- IRRIGATION MAY BE DIRECTED AWAY FROM NATIVE OAKS AND BE PLACED OUTSIDE THE DRIPLINE.
- PROVISIONS FOR CONTINUOUS MAINTENANCE MUST BE DOCUMENTED ON THE FUEL MODIFICATION PLAN AND COVENANTS, CONDITIONS AND RESTRICTIONS (CC&Rs), I.E., BY HOMEOWNERS ASSOCIATIONS, PROPERTY OWNERS, OR OTHER ENTITIES.

LONG TERM MAINTENANCE AGREEMENT

THE PROPERTY OWNER(S) AGREE TO BE RESPONSIBLE FOR THE LONG-TERM MAINTENANCE OF THIS FUEL MODIFICATION PLAN, AS DESCRIBED HEREIN. A COVENANT & AGREEMENT IDENTIFYING THE APPLICABLE FUEL MODIFICATION PLAN WILL BE RECORDED ON THE PARCEL(S) OR CC&R'S APPROVED, PRIOR TO OCCUPANCY BEING GRANTED. NOTIFICATION OF FUEL MODIFICATION REQUIREMENTS IS TO BE MADE UPON SALE TO NEW OWNERS. PROPOSED CHANGES TO THE FINAL FUEL MODIFICATION PLAN MUST BE SUBMITTED TO THE FUEL MODIFICATION UNIT FOR APPROVAL, PRIOR TO IMPLEMENTATION. PLANS WILL BE REVIEWED BASED ON THE CURRENT PLANT LIST. REGULAR INSPECTIONS WILL BE PERFORMED BY THE FIRE DEPARTMENT TO ENSURE COMPLIANCE WITH THE APPROVED PLAN. FAILURE TO COMPLY WITH THE FUEL MODIFICATION PLAN REQUIREMENTS MAY RESULT IN AN ADMINISTRATIVE FINE OF AT LEAST $500 PER VIOLATION, AS WELL AS POSSIBLE LIENS, ASSESSMENTS, AND LEGAL ACTION. VIOLATIONS MAY ALSO BE CORRECTED AT THE OWNERS EXPENSE WITH THE COST PLACED ON THE PROPERTY TAX BILL WITH THE ADDITION OF AN ABATEMENT ENFORCEMENT COST OF $648.

NAME (PRINT) _____ SIGNATURE _____ DATE _____

NAME (PRINT) _____ SIGNATURE _____ DATE _____

APPROVAL OF THIS FUEL MODIFICATION PLAN CONSTITUTES APPROVAL FOR ONLY THOSE CODES REVIEWED AS PART OF THE FUEL MODIFICATION PROCESS AND DOES NOT REPLACE THE NEEDED APPROVAL OF ANY OTHER OFFICE OR AGENCY WITH JURISDICTION AND REVIEW RESPONSIBILITY FOR THOSE ITEMS WHICH MAY OR MAY NOT BE ILLUSTRATED ON THE PLAN.

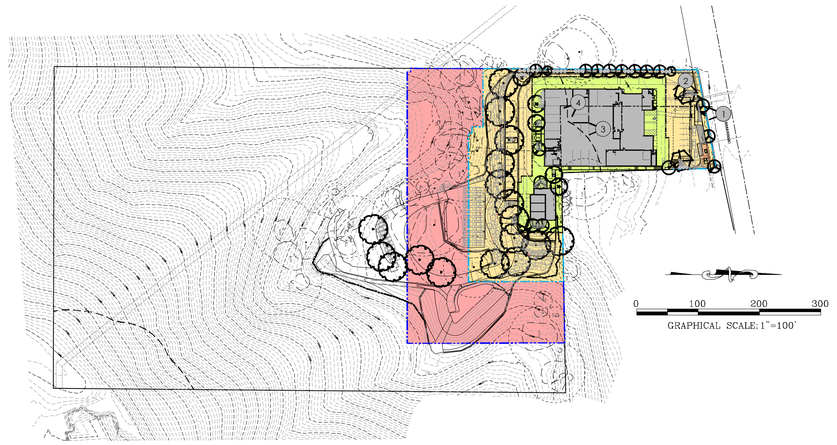



VIEW LOOKING SOUTH



VIEW LOOKING SOUTH FROM NORTHWEST CORNER OF PROPERTY



VIEW LOOKING EAST FROM INSIDE PROPERTY



VIEW LOOKING SOUTH FROM INSIDE PROPERTY

BASE INFORMATION WAS DERIVED FROM DIAMOND WEST. AND RECEIVED BY THIS OFFICE ON MARCH 1, 2023

These drawings are instruments of service and the property of L. Newman Design Group, Inc (LNDG). All information contained on these drawings are (1) for use on this specified project and shall not be used on other projects or for additions to this project, (2) not for completion of this project by others; and (3) may not be reproduced, modified, or copied in any manner whatsoever and/or (4) assigned to any third party, all without obtaining the prior written consent of LNDG. If plans are provided in an electronic format (computer disk, compact disk, or via modem transmission) as a courtesy to client, the delivery of electronic files does not constitute the delivery of our professional work product. Only paper prints constitute our professional work product. In the event the electronic file is altered, the prints must be referred to LNDG for the correct information. LNDG shall not be responsible for any modifications made to the electronic files, or for any products derived from electronic files which are not reviewed and signed off by LNDG.

Copyright: L. Newman Design Group, Inc.
All Rights Reserved.

L. Newman Design Group, Inc.

- Landscape Architecture
- Planning
- Horticulture
- Biological Restoration

5743 Corsa Ave ■ Suite 205
■ Westlake Village, CA 91362-3924
■ Phone: (818) 991-5056 ■ Fax: (818) 991-3478
■ E-mail: lndg @ lndg.net

LICENSED LANDSCAPE ARCHITECT — William C. Cunningham — Signature — 07/31/25 Renewal Date — 02/05/24 Date — STATE OF CALIFORNIA

Job No. 2438-013

Date 06/20/23 Drawn By RW

Revision

- 1 10-30-23 - City Revision
- 2 11-03-23 - City Revision
- 3 02-05-24 - City Revision

Prepared By:

DIAMOND WEST
civil engineering ▪ land surveying ▪ land planning
23801 Calabasas Road, Suite 1034
Calabasas, CA 91302
Phone: (818) 591-1050
www.diamondwest.net

PLAN REVISION DESCRIPTIONS

PREPARED BY OR UNDER THE DIRECTION OF:

REGISTERED PROFESSIONAL ENGINEER — WILLIAM C. CUNNINGHAM — No. 80129 Exp. 09/30/24 — CIVIL — STATE OF CALIFORNIA

SIGNATURE: _____ DATE: _____

ADDRESS: CALABASAS KIA
24460 CALABASAS ROAD
CALABASAS, CA 91302

SHEET TITLE: **PRELIMINARY FUEL MODIFICATION PLAN**

SHEET NO.

LFMZ-2

OF 1 CIVIL SHEETS

DATE: 2023-11-03

Reuse of Documents: This document, and the ideas and designs incorporated herein, as an instrument of professional service, is the property of Diamond West, Inc. (DW) and is not to be used, in whole or in part, for any other project without the written authorization of DW.

CALABASAS KIA / 24460 CALABASAS ROAD, CALABASAS, CA. / LNDG# 2438-01

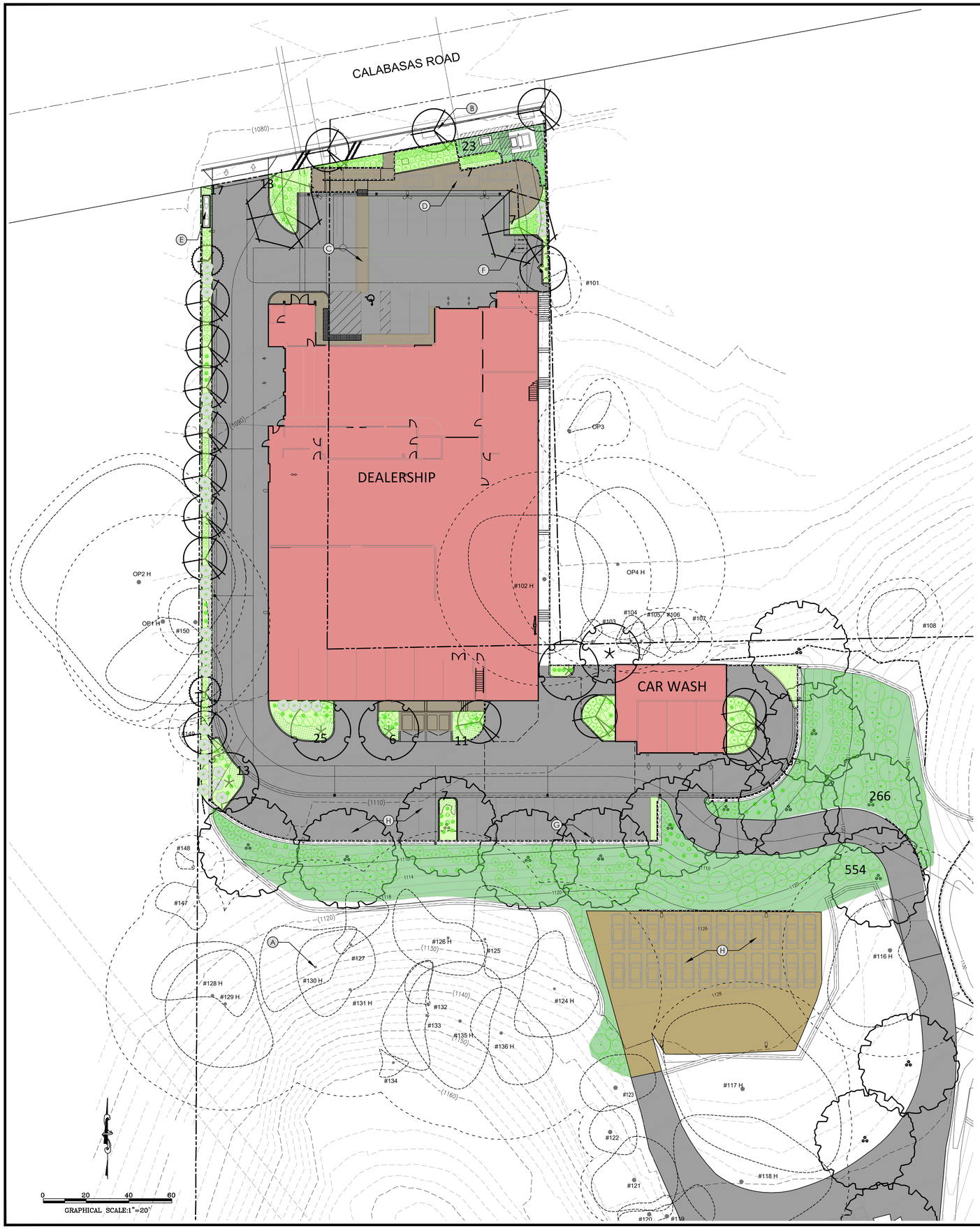
CALABASAS ROAD
(1080)
DEALERSHIP
CAR WASH
#101
#102 H
OP2 H
OP1 H
OP3
OP4 H
#103
#104
#105
#106
#107
#108
#116 H
#117 H
#118 H
#119
#120
#121
#122
#123
#124 H
#125
#126 H
#127
#128 H
#129 H
#130 H
#131 H
#132
#133
#134
#135 H
#136 H
#147
#148
#149
#150
(1110)
(1120)
(1130)
(1140)
(1150)
(1160)
(1170)
(1180)
(1190)
(1200)
(1210)
(1220)
(1230)
(1240)
(1250)
(1260)
(1270)
(1280)
(1290)
(1300)
(1310)
(1320)
(1330)
(1340)
(1350)
(1360)
(1370)
(1380)
(1390)
(1400)
(1410)
(1420)
(1430)
(1440)
(1450)
(1460)
(1470)
(1480)
(1490)
(1500)

TREES:


CERCIS OCCIDENTALIS
WESTERN REDBUD


ERIOBOTRA DEFLEXA
BRONZE LOQUAT


GEIJERA PARVIFOLIA
AUSTRAILIAN WILLOW


OLEA EUROPAEA 'SWAN HILL'
FRUITLESS OLIVE


PLATANUS RACEMOSA
WESTERN SYCAMORE


QUERCUS AGRIFOLIA
COAST LIVE OAK

GROUNDCOVER:


ES2 BARK MULCH


ROSMARINUS OFFICINALIS
'HUNTINGTON CARPET'

VINES:


CISSUS ANTARTICA
KANGAROO VINE


PARTHENOCISSUS TRICUSPIDATA
BOSTON IVY

SHRUBS:


ALOE STRIATA
CORAL ALOE


ARCTOSTAPHYLOS SP.
MANZANITA


BOUGAINVILLEA
'SAN DIEGO RED'


CEANOTHUS
WILD LILAC


CISTUS PURPUREUS
PINK ROCKROSE


DIANELLA REVOLUTA
LITTLE REV


ELYMUS CONDENSATUS
'CANYON PRINCE'

SHRUBS:


HESPERALOE PARVIFOLIA
RED YUCCA


HETEROMELES ARBUTIFOLIA
TOYON


LAVANDULA MULTIFIDA
FERNLEAF LAVENDER


LAURUS NOBILIS
SWEET BAY


MAHONIA AQUIFOLIUM
'COMPACTA'


SENECIO VITALIS
BLUE CHALK FINGERS

BASE INFORMATION WAS DERIVED FROM DIAMOND WEST, AND RECEIVED BY THIS OFFICE ON MARCH 1, 2023
These drawings are instruments of service and the property of L. Newman Design Group, Inc (LNDG). All information contained on these drawings are (1) for use on this specified project and shall not be used on other projects or for additions to this project, (2) not for completion of this project by others; and (3) may not be reproduced, modified, or copied in any manner whatsoever; and/or (4) assigned to any third party, all without obtaining the prior written consent of LNDG. If plans are provided in an electronic format (computer disk, compact disk, or via modem transmission) as a courtesy to client, the delivery of electronic files does not constitute the delivery of our professional work product. Only paper prints constitute our professional work product. In the event the electronic file is altered, the prints must be referred to LNDG for the correct information. LNDG shall not be responsible for any modifications made to the electronic files, or for any products derived from electronic files which are not reviewed and signed off by LNDG.

Copyright: L. Newman Design Group, Inc.
All Rights Reserved.

L. Newman Design Group, Inc.
■ Landscape Architecture
■ Planning
■ Horticulture
■ Biological Restoration
5743 Corsa Ave ■ Suite 205
■ Westlake Village, CA 91362-3924
■ Phone: (818) 991-5056 ■ Fax: (818) 991-3478
■ E-mail: lndg @ lndg.net

LICENSED LANDSCAPE ARCHITECT
RICHARD WILLIAM WEISS
Signature
07/31/25
Renewal Date
02/05/24
STATE OF CALIFORNIA

Job No. 2438-013
Date 06/20/23 Drawn By RW
Revision
1 10-30-23 - City Revision
2 11-03-23 - City Revision
3 02-05-24 - City Revision

Prepared By:

DIAMOND WEST
civil engineering ▪ land surveying ▪ land planning
23801 Calabasas Road, Suite 1034
Calabasas, CA 91302
Phone: (818) 591-1050
www.diamondwest.net

PLAN REVISION DESCRIPTIONS

PREPARED BY OR UNDER THE DIRECTION OF:

REGISTERED PROFESSIONAL ENGINEER
WILLIAM C. CUNNINGHAM
No. 80129
Exp. 09/30/24
CIVIL
STATE OF CALIFORNIA

SIGNATURE: DATE:

ADDRESS:
CALABASAS KIA
24460 CALABASAS ROAD
CALABASAS, CA 91302

SHEET TITLE:
PRELIMINARY LANDSCAPE PLANTING PALETTE

SHEET NO.
LPPP-1

OF 1 CIVIL SHEETS
DATE: 2023-11-03

Reuse of Documents: This document, and the ideas and designs incorporated herein, as an instrument of professional service, is the property of Diamond West, Inc. (DW) and is not to be used, in whole or in part, for any other project without the written authorization of DW.

CALABASAS KIA / 24460 CALABASAS ROAD, CALABASAS, CA. / LNDG# 2438-01

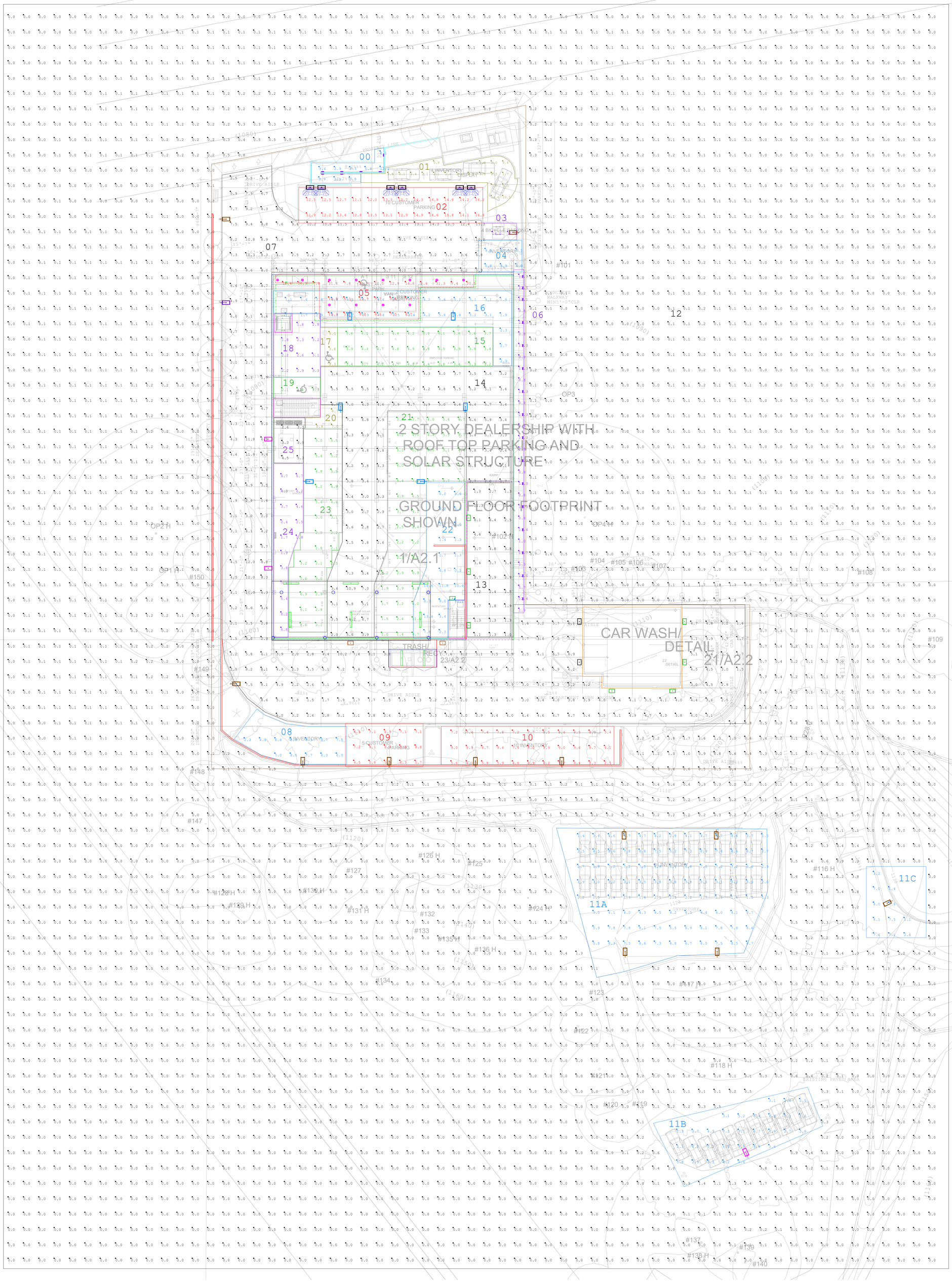

Luminaire Schedule Mounting Height Above Ground	Tag	Symbol	Qty	Label	Description	LLF	Luminaire Lumens	Luminaire Watts	Total Watts	Filename
15	POLE MOUNTED 28180 WITH INTEGRAL HALF LOUVER & OPTICS ROTATED		3	F 1	LSI: MRS-LED-12L-SIL-FT-40-70CRI-IH OPTICS ROTATED	0.900	N.A.	N.A.	516	N.A.
15	POLE MOUNTED SINGLE WTH INTEGRAL LOUVER		1	F 2	LSI: MRS-LED-15L-SIL-3-40-70CRI-IL IMSBT	0.900	10674	111	111	MRS-LED-15L-SIL-3-40-70CRI-IL.ies
15	POLE MOUNTED SINGLE WTH INTEGRAL LOUVER		12	F 3	LSI: MRS-LED-15L-SIL-FT-40-70CRI-IL IMSBT	0.900	9900	111	1332	MRS-LED-15L-SIL-FT-40-70CRI-IL.ies
46.5	POLE MOUNTED SINGLE, 15FT ABOVE ROOF DECK		6	F 4	LSI: MRS-LED-15L-SIL-5W-40-70CRI IMSBT	0.900	15257	111	666	MRS-LED-15L-SIL-5W-40-70CRI.ies
15	POLE MOUNTED SINGLE		1	F 5	LSI: MRS-LED-12L-SIL-3-40-70CRI IMSBT	0.900	12894	86	86	MRS-LED-12L-SIL-3-40-70CRI.ies
12	BUILDING MOUNT		2	F 6	LSI: MRS-LED-12L-SIL-3-40-70CRI	0.900	12894	86	172	MRS-LED-12L-SIL-3-40-70CRI.ies
15, 34.5, 40.25	BUILDING MOUNT		8	F 7	LSI: XWM-FT-LED-06L-40	0.900	6666	47	376	XWM-FT-LED-06L-40.ies
15	BUILDING MOUNT		2	F 7A	LSI: XWM-FT-LED-08L-40	0.900	8605	64	128	XWM-FT-LED-08L-40.ies
12	BUILDING MOUNT		2	F 7B	LSI: XWM-3-LED-12L-40	0.900	12288	82	164	XWM-3-LED-12L-40.ies
1.25	SURFACE MOUNTED STEP LIGHT		23	F 8	FC LTG: FCSL595	0.900	370	6	138	L004004FCSL5953K.ies
10	RECESSED DOWNLIGHT WITH LENS		12	F 9	LSI: LAD6-LED-41L-INV-DIM1-40-WF-TR6RL-HAZ	0.900	2267	42.3	507.6	LAD6_LAD6R_LCD6-LED-41L-30-WF-TR6RL-HAZ.ies
8, 41.16, 42.83	SURFACE MOUNTED LINEAR		8	F 10	LSI: EG3-4-LED-04L-DA-S-40-80	0.900	4511	32	256	EG3-4-LED-04L-DA-S-40-80.ies

FEBRUARY 26,2024
PROJECT: KIA OF CALABASAS
SPECIFIER: AHT ARCHITECTS
CALIFORNIA LIGHTING SALES
REP JIM BENSON
PHOTOMETRICS TAMI JOHNSON

Calculation Summary Label	Category	CalcType	Units	Avg	Max	Min	Avg/Min	Max/Min	Grid Z
00 G RAMP	Scenic or wildlife corridors and delvelopments with few nighttime pedestrians	Illuminance	Fc	6.26	12.1	2.3	2.72	5.26	N.A.
01 G 4 INVENTORY DISPLAY	Display/advertising area	Illuminance	Fc	3.86	14.6	0.6	6.43	24.33	0
02 G 10 CUSTOMER PARKING	Parking Lot	Illuminance	Fc	13.71	16.8	11.1	1.24	1.51	0
03 G 4 BICYCLE PARKING	Parking Lot	Illuminance	Fc	12.60	14.0	11.2	1.13	1.25	0
04 G 2 INVENTORY	Inventory and entrace/driveways	Illuminance	Fc	7.18	10.4	4.0	1.80	2.60	0
05 G 1 CUST PARK VAN ADA 2 CUST	Parking Lot	Illuminance	Fc	12.41	31.8	5.1	2.43	6.24	0
06 G WALK ON SIDE	Scenic or wildlife corridors and developments with few nighttime pedestrians	Illuminance	Fc	6.69	12.9	0.8	8.36	16.13	0
07 G DRIVE AISLE	Inventory and entrance/driveways	Illuminance	Fc	5.09	15.3	0.3	16.97	51.00	0
08 G 5 INVENTORY-	Inventory and entrance/driveways	Illuminance	Fc	7.23	8.8	2.3	3.14	3.83	0
09 G 5 CUSTOMER PARKING	Parking Lot	Illuminance	Fc	6.99	9.1	4.5	1.55	2.02	0
10 G 10 CUSTOMER PARKING	Parking Lot	Illuminance	Fc	7.13	9.9	2.5	2.85	3.96	0
11A G 24 INVENTORY	Storage Lots	Illuminance	Fc	4.94	8.9	1.2	4.12	7.42	0
11B INVENTORY	Storage Lots	Illuminance	Fc	3.94	7.2	1.3	3.03	5.54	0
11C	Security Lighting	Illuminance	Fc	5.22	8.1	1.1	4.75	7.36	0
12 G SPILL		Illuminance	Fc	0.09	6.8	0.0	N.A.	N.A.	0
13 R RAMP	Inventory and entrance/driveways	Illuminance	Fc	3.27	11.3	1.0	3.27	11.30	0 to 31.5
14 R DRIVE AISLE	Inventory and entrance/driveways	Illuminance	Fc	4.47	14.2	1.7	2.63	8.35	0
15 R 9 EMPLOYEE PARKING	Parking Lot	Illuminance	Fc	4.45	6.1	3.2	1.39	1.91	0
16 R INVENTORY SPACES	Inventory and entrance/driveways	Illuminance	Fc	3.77	5.9	1.1	3.43	5.36	0
17 R 1 EMPLOYEE PARKING ADA	Parking Lot	Illuminance	Fc	4.03	5.0	3.3	1.22	1.52	0
18 R AREA BY ELEVATOR	Parking Lot	Illuminance	Fc	2.56	3.3	1.8	1.42	1.83	0
19 R 1 VAN EVCS	Parking Lot	Illuminance	Fc	3.13	4.3	2.1	1.49	2.05	0
20 R AREA BY STAIR	Parking Lot	Illuminance	Fc	6.37	7.0	5.4	1.18	1.30	0
21 R 16 EMPLOYEE PARKING	Parking Lot	Illuminance	Fc	4.44	11.0	1.0	4.44	11.00	0
22 R 8 INVENTORY	Inventory and entrance/driveways	Illuminance	Fc	5.81	14.6	1.3	4.47	11.23	0
23 R EMPLOYEE PARKING	Parking Lot	Illuminance	Fc	4.30	8.6	1.8	2.39	4.78	0
24 R INVENTORY SPACES	Parking Lot	Illuminance	Fc	4.52	8.2	1.7	2.66	4.82	0
25 R MECHANICAL AREA	Parking Lot	Illuminance	Fc	3.82	5.3	2.6	1.47	2.04	0

LSI Airlink Blue control system will be used - can be programmed to set both low and high light levels (triggered by integral occ sensor). The lights can be controlled all together or in groups to set any percent light level and changed at various times during the day that will match the City of Calabasas' standards.
For example one level can be set from dusk to 10pm, and then another light level after 10pm for security. These various levels and times can be pre programmed at the LSI factory.

DISCLAIMER: This calculation, either normal lighting or emergency lighting, is based on the information provided to CLS by the architect, engineer, lighting designer, contractor, etc.. These findings should be verified by a certified electrical engineer as to their accuracy. Design changes such as ceiling heights, ceiling, wall and floor reflectances of all interior surfaces including partition walls may adversely affect the overall light levels. CLS is not responsible as to the veracity of these calculations, and should only be used as a design reference tool and are only an approximation.

CLS
CALIFORNIA LIGHTING SALES