# Appendix A: Westwood Elementary Detailed Report

# Westwood Elementary Detailed Report

## Table of Contents

1. Basic Project Information

1.1. Basic Project Information

1.2. Land Use Types

1.3. User-Selected Emission Reduction Measures by Emissions Sector

2. Emissions Summary

2.1. Construction Emissions Compared Against Thresholds

2.2. Construction Emissions by Year, Unmitigated

2.4. Operations Emissions Compared Against Thresholds

2.5. Operations Emissions by Sector, Unmitigated

3. Construction Emissions Details

3.1. Demolition (2025) - Unmitigated

3.3. Site Preparation (2025) - Unmitigated

3.5. Grading (2025) - Unmitigated

3.7. Building Construction (2025) - Unmitigated

3.9. Building Construction (2026) - Unmitigated

3.11. Paving (2026) - Unmitigated

3.13. Architectural Coating (2026) - Unmitigated

4. Operations Emissions Details

4.1. Mobile Emissions by Land Use

4.1.1. Unmitigated

4.2. Energy

4.2.1. Electricity Emissions By Land Use - Unmitigated

4.2.3. Natural Gas Emissions By Land Use - Unmitigated

4.3. Area Emissions by Source

4.3.2. Unmitigated

4.4. Water Emissions by Land Use

4.4.2. Unmitigated

4.5. Waste Emissions by Land Use

4.5.2. Unmitigated

4.6. Refrigerant Emissions by Land Use

4.6.1. Unmitigated

4.7. Offroad Emissions By Equipment Type

4.7.1. Unmitigated

4.8. Stationary Emissions By Equipment Type

4.8.1. Unmitigated

4.9. User Defined Emissions By Equipment Type

4.9.1. Unmitigated

4.10. Soil Carbon Accumulation By Vegetation Type

4.10.1. Soil Carbon Accumulation By Vegetation Type - Unmitigated

4.10.2. Above and Belowground Carbon Accumulation by Land Use Type - Unmitigated

4.10.3. Avoided and Sequestered Emissions by Species - Unmitigated

5. Activity Data

5.1. Construction Schedule

5.2. Off-Road Equipment

5.2.1. Unmitigated

5.3. Construction Vehicles

5.3.1. Unmitigated

5.4. Vehicles

5.4.1. Construction Vehicle Control Strategies

5.5. Architectural Coatings

5.6. Dust Mitigation

5.6.1. Construction Earthmoving Activities

5.6.2. Construction Earthmoving Control Strategies

5.7. Construction Paving

5.8. Construction Electricity Consumption and Emissions Factors

5.9. Operational Mobile Sources

5.9.1. Unmitigated

5.10. Operational Area Sources

5.10.1. Hearths

5.10.1.1. Unmitigated

5.10.2. Architectural Coatings

5.10.3. Landscape Equipment

5.11. Operational Energy Consumption

5.11.1. Unmitigated

5.12. Operational Water and Wastewater Consumption

5.12.1. Unmitigated

5.13. Operational Waste Generation

5.13.1. Unmitigated

5.14. Operational Refrigeration and Air Conditioning Equipment

5.14.1. Unmitigated

5.15. Operational Off-Road Equipment

5.15.1. Unmitigated

5.16. Stationary Sources

5.16.1. Emergency Generators and Fire Pumps

5.16.2. Process Boilers

5.17. User Defined

5.18. Vegetation

5.18.1. Land Use Change

5.18.1.1. Unmitigated

5.18.1. Biomass Cover Type

5.18.1.1. Unmitigated

5.18.2. Sequestration

5.18.2.1. Unmitigated

6. Climate Risk Detailed Report

6.1. Climate Risk Summary

6.2. Initial Climate Risk Scores

6.3. Adjusted Climate Risk Scores

6.4. Climate Risk Reduction Measures

7. Health and Equity Details

7.1. CalEnviroScreen 4.0 Scores

7.2. Healthy Places Index Scores

7.3. Overall Health & Equity Scores

7.4. Health & Equity Measures

7.5. Evaluation Scorecard

7.6. Health & Equity Custom Measures

8. User Changes to Default Data

# 1. Basic Project Information

## 1.1. Basic Project Information

| Data Field | Value |
|---|---|
| Project Name | Westwood Elementary |
| Construction Start Date | 1/1/2025 |
| Operational Year | 2026 |
| Lead Agency | — |
| Land Use Scale | Project/site |
| Analysis Level for Defaults | County |
| Windspeed (m/s) | 3.00 |
| Precipitation (days) | 32.4 |
| Location | 37.333356591673194, -121.96008837439959 |
| County | Santa Clara |
| City | Santa Clara |
| Air District | Bay Area AQMD |
| Air Basin | San Francisco Bay Area |
| TAZ | 1819 |
| EDFZ | 1 |
| Electric Utility | Silicon Valley Power |
| Gas Utility | Pacific Gas & Electric |
| App Version | 2022.1.1.14 |

## 1.2. Land Use Types

| Land Use Subtype | Size | Unit | Lot Acreage | Building Area (sq ft) | Landscape Area (sq ft) | Special Landscape Area (sq ft) | Population | Description |
|---|---|---|---|---|---|---|---|---|

| | | | | | | | | |
|---|---|---|---|---|---|---|---|---|
| Elementary School | 321 | 1000sqft | 7.37 | 55,000 | 163,000 | 0.00 | — | — |
| Other Asphalt Surfaces | 53.0 | 1000sqft | 1.22 | 0.00 | 0.00 | 0.00 | — | — |

### 1.3. User-Selected Emission Reduction Measures by Emissions Sector

No measures selected

# 2. Emissions Summary

### 2.1. Construction Emissions Compared Against Thresholds

Criteria Pollutants (lb/day for daily, ton/yr for annual) and GHGs (lb/day for daily, MT/yr for annual)

| Un/Mit. | TOG | ROG | NOx | CO | SO2 | PM10E | PM10D | PM10T | PM2.5E | PM2.5D | PM2.5T | BCO2 | NBCO2 | CO2T | CH4 | N2O | R | CO2e |
|---|---|---|---|---|---|---|---|---|---|---|---|---|---|---|---|---|---|---|
| Daily, Summer (Max) | — | — | — | — | — | — | — | — | — | — | — | — | — | — | — | — | — | — |
| Unmit. | 1.45 | 1.21 | 10.8 | 14.1 | 0.03 | 0.44 | 0.25 | 0.69 | 0.40 | 0.06 | 0.46 | — | 2,839 | 2,839 | 0.11 | 0.06 | 1.43 | 2,862 |
| Daily, Winter (Max) | — | — | — | — | — | — | — | — | — | — | — | — | — | — | — | — | — | — |
| Unmit. | 4.00 | 29.6 | 31.7 | 30.8 | 0.05 | 1.37 | 7.81 | 9.18 | 1.26 | 3.97 | 5.23 | — | 5,434 | 5,434 | 0.27 | 0.27 | 0.10 | 5,454 |
| Average Daily (Max) | — | — | — | — | — | — | — | — | — | — | — | — | — | — | — | — | — | — |
| Unmit. | 1.22 | 1.74 | 9.28 | 11.0 | 0.02 | 0.38 | 0.64 | 1.02 | 0.35 | 0.24 | 0.59 | — | 2,211 | 2,211 | 0.09 | 0.05 | 0.46 | 2,229 |
| Annual (Max) | — | — | — | — | — | — | — | — | — | — | — | — | — | — | — | — | — | — |
| Unmit. | 0.22 | 0.32 | 1.69 | 2.01 | < 0.005 | 0.07 | 0.12 | 0.19 | 0.06 | 0.04 | 0.11 | — | 366 | 366 | 0.02 | 0.01 | 0.08 | 369 |

### 2.2. Construction Emissions by Year, Unmitigated

Criteria Pollutants (lb/day for daily, ton/yr for annual) and GHGs (lb/day for daily, MT/yr for annual)

| Year | TOG | ROG | NOx | CO | SO2 | PM10E | PM10D | PM10T | PM2.5E | PM2.5D | PM2.5T | BCO2 | NBCO2 | CO2T | CH4 | N2O | R | CO2e |
|---|---|---|---|---|---|---|---|---|---|---|---|---|---|---|---|---|---|---|
| Daily - Summer (Max) | — | — | — | — | — | — | — | — | — | — | — | — | — | — | — | — | — | — |
| 2025 | 1.45 | 1.21 | 10.8 | 14.1 | 0.03 | 0.44 | 0.25 | 0.69 | 0.40 | 0.06 | 0.46 | — | 2,839 | 2,839 | 0.11 | 0.06 | 1.43 | 2,862 |
| Daily - Winter (Max) | — | — | — | — | — | — | — | — | — | — | — | — | — | — | — | — | — | — |
| 2025 | 4.00 | 3.37 | 31.7 | 30.8 | 0.05 | 1.37 | 7.81 | 9.18 | 1.26 | 3.97 | 5.23 | — | 5,434 | 5,434 | 0.27 | 0.27 | 0.10 | 5,454 |
| 2026 | 1.37 | 29.6 | 10.2 | 13.9 | 0.03 | 0.38 | 0.25 | 0.64 | 0.35 | 0.06 | 0.41 | — | 2,816 | 2,816 | 0.12 | 0.06 | 0.03 | 2,838 |
| Average Daily | — | — | — | — | — | — | — | — | — | — | — | — | — | — | — | — | — | — |
| 2025 | 1.22 | 1.02 | 9.28 | 11.0 | 0.02 | 0.38 | 0.64 | 1.02 | 0.35 | 0.24 | 0.59 | — | 2,211 | 2,211 | 0.09 | 0.05 | 0.46 | 2,229 |
| 2026 | 0.14 | 1.74 | 1.06 | 1.48 | < 0.005 | 0.04 | 0.02 | 0.07 | 0.04 | 0.01 | 0.04 | — | 270 | 270 | 0.01 | < 0.005 | 0.05 | 271 |
| Annual | — | — | — | — | — | — | — | — | — | — | — | — | — | — | — | — | — | — |
| 2025 | 0.22 | 0.19 | 1.69 | 2.01 | < 0.005 | 0.07 | 0.12 | 0.19 | 0.06 | 0.04 | 0.11 | — | 366 | 366 | 0.02 | 0.01 | 0.08 | 369 |
| 2026 | 0.03 | 0.32 | 0.19 | 0.27 | < 0.005 | 0.01 | < 0.005 | 0.01 | 0.01 | < 0.005 | 0.01 | — | 44.6 | 44.6 | < 0.005 | < 0.005 | 0.01 | 44.9 |

## 2.4. Operations Emissions Compared Against Thresholds

Criteria Pollutants (lb/day for daily, ton/yr for annual) and GHGs (lb/day for daily, MT/yr for annual)

| Un/Mit. | TOG | ROG | NOx | CO | SO2 | PM10E | PM10D | PM10T | PM2.5E | PM2.5D | PM2.5T | BCO2 | NBCO2 | CO2T | CH4 | N2O | R | CO2e |
|---|---|---|---|---|---|---|---|---|---|---|---|---|---|---|---|---|---|---|
| Daily, Summer (Max) | — | — | — | — | — | — | — | — | — | — | — | — | — | — | — | — | — | — |
| Unmit. | 21.2 | 21.1 | 13.0 | 140 | 0.32 | 0.25 | 29.6 | 29.9 | 0.24 | 7.51 | 7.74 | 243 | 33,304 | 33,547 | 25.9 | 1.37 | 115 | 34,716 |
| Daily, Winter (Max) | — | — | — | — | — | — | — | — | — | — | — | — | — | — | — | — | — | — |
| Unmit. | 19.9 | 19.8 | 15.1 | 133 | 0.30 | 0.25 | 29.6 | 29.9 | 0.24 | 7.51 | 7.74 | 243 | 31,383 | 31,625 | 26.1 | 1.50 | 3.18 | 32,729 |

| | | | | | | | | | | | | | | | | | | |
|---|---|---|---|---|---|---|---|---|---|---|---|---|---|---|---|---|---|---|
| Average Daily (Max) | — | — | — | — | — | — | — | — | — | — | — | — | — | — | — | — | — | — |
| Unmit. | 14.3 | 14.6 | 10.4 | 92.6 | 0.22 | 0.19 | 21.1 | 21.3 | 0.18 | 5.36 | 5.54 | 243 | 22,908 | 23,150 | 25.5 | 1.05 | 35.5 | 24,137 |
| Annual (Max) | — | — | — | — | — | — | — | — | — | — | — | — | — | — | — | — | — | — |
| Unmit. | 2.60 | 2.66 | 1.89 | 16.9 | 0.04 | 0.04 | 3.86 | 3.89 | 0.03 | 0.98 | 1.01 | 40.2 | 3,793 | 3,833 | 4.23 | 0.17 | 5.87 | 3,996 |

## 2.5. Operations Emissions by Sector, Unmitigated

Criteria Pollutants (lb/day for daily, ton/yr for annual) and GHGs (lb/day for daily, MT/yr for annual)

| Sector | TOG | ROG | NOx | CO | SO2 | PM10E | PM10D | PM10T | PM2.5E | PM2.5D | PM2.5T | BCO2 | NBCO2 | CO2T | CH4 | N2O | R | CO2e |
|---|---|---|---|---|---|---|---|---|---|---|---|---|---|---|---|---|---|---|
| Daily, Summer (Max) | — | — | — | — | — | — | — | — | — | — | — | — | — | — | — | — | — | — |
| Mobile | 20.7 | 19.3 | 12.4 | 137 | 0.32 | 0.20 | 29.6 | 29.8 | 0.19 | 7.51 | 7.69 | — | 32,239 | 32,239 | 1.46 | 1.32 | 114 | 32,783 |
| Area | 0.43 | 1.74 | 0.02 | 2.39 | < 0.005 | < 0.005 | — | < 0.005 | < 0.005 | — | < 0.005 | — | 9.84 | 9.84 | < 0.005 | < 0.005 | — | 9.87 |
| Energy | 0.07 | 0.03 | 0.61 | 0.51 | < 0.005 | 0.05 | — | 0.05 | 0.05 | — | 0.05 | — | 982 | 982 | 0.09 | < 0.005 | — | 986 |
| Water | — | — | — | — | — | — | — | — | — | — | — | 17.8 | 73.0 | 90.8 | 1.84 | 0.04 | — | 150 |
| Waste | — | — | — | — | — | — | — | — | — | — | — | 225 | 0.00 | 225 | 22.5 | 0.00 | — | 787 |
| Refrig. | — | — | — | — | — | — | — | — | — | — | — | — | — | — | — | — | 0.21 | 0.21 |
| Total | 21.2 | 21.1 | 13.0 | 140 | 0.32 | 0.25 | 29.6 | 29.9 | 0.24 | 7.51 | 7.74 | 243 | 33,304 | 33,547 | 25.9 | 1.37 | 115 | 34,716 |
| Daily, Winter (Max) | — | — | — | — | — | — | — | — | — | — | — | — | — | — | — | — | — | — |
| Mobile | 19.8 | 18.4 | 14.5 | 132 | 0.30 | 0.20 | 29.6 | 29.8 | 0.19 | 7.51 | 7.69 | — | 30,327 | 30,327 | 1.69 | 1.46 | 2.96 | 30,806 |
| Area | — | 1.34 | — | — | — | — | — | — | — | — | — | — | — | — | — | — | — | — |
| Energy | 0.07 | 0.03 | 0.61 | 0.51 | < 0.005 | 0.05 | — | 0.05 | 0.05 | — | 0.05 | — | 982 | 982 | 0.09 | < 0.005 | — | 986 |
| Water | — | — | — | — | — | — | — | — | — | — | — | 17.8 | 73.0 | 90.8 | 1.84 | 0.04 | — | 150 |
| Waste | — | — | — | — | — | — | — | — | — | — | — | 225 | 0.00 | 225 | 22.5 | 0.00 | — | 787 |
| Refrig. | — | — | — | — | — | — | — | — | — | — | — | — | — | — | — | — | 0.21 | 0.21 |

| | | | | | | | | | | | | | | | | | | |
|---|---|---|---|---|---|---|---|---|---|---|---|---|---|---|---|---|---|---|
| Total | 19.9 | 19.8 | 15.1 | 133 | 0.30 | 0.25 | 29.6 | 29.9 | 0.24 | 7.51 | 7.74 | 243 | 31,383 | 31,625 | 26.1 | 1.50 | 3.18 | 32,729 |
| Average Daily | — | — | — | — | — | — | — | — | — | — | — | — | — | — | — | — | — | — |
| Mobile | 14.0 | 13.0 | 9.75 | 90.9 | 0.21 | 0.14 | 21.1 | 21.3 | 0.13 | 5.36 | 5.50 | — | 21,847 | 21,847 | 1.13 | 1.00 | 35.3 | 22,209 |
| Area | 0.21 | 1.54 | 0.01 | 1.18 | < 0.005 | < 0.005 | — | < 0.005 | < 0.005 | — | < 0.005 | — | 4.85 | 4.85 | < 0.005 | < 0.005 | — | 4.87 |
| Energy | 0.07 | 0.03 | 0.61 | 0.51 | < 0.005 | 0.05 | — | 0.05 | 0.05 | — | 0.05 | — | 982 | 982 | 0.09 | < 0.005 | — | 986 |
| Water | — | — | — | — | — | — | — | — | — | — | — | 17.8 | 73.0 | 90.8 | 1.84 | 0.04 | — | 150 |
| Waste | — | — | — | — | — | — | — | — | — | — | — | 225 | 0.00 | 225 | 22.5 | 0.00 | — | 787 |
| Refrig. | — | — | — | — | — | — | — | — | — | — | — | — | — | — | — | — | 0.21 | 0.21 |
| Total | 14.3 | 14.6 | 10.4 | 92.6 | 0.22 | 0.19 | 21.1 | 21.3 | 0.18 | 5.36 | 5.54 | 243 | 22,908 | 23,150 | 25.5 | 1.05 | 35.5 | 24,137 |
| Annual | — | — | — | — | — | — | — | — | — | — | — | — | — | — | — | — | — | — |
| Mobile | 2.55 | 2.37 | 1.78 | 16.6 | 0.04 | 0.03 | 3.86 | 3.89 | 0.02 | 0.98 | 1.00 | — | 3,617 | 3,617 | 0.19 | 0.17 | 5.84 | 3,677 |
| Area | 0.04 | 0.28 | < 0.005 | 0.22 | < 0.005 | < 0.005 | — | < 0.005 | < 0.005 | — | < 0.005 | — | 0.80 | 0.80 | < 0.005 | < 0.005 | — | 0.81 |
| Energy | 0.01 | 0.01 | 0.11 | 0.09 | < 0.005 | 0.01 | — | 0.01 | 0.01 | — | 0.01 | — | 163 | 163 | 0.01 | < 0.005 | — | 163 |
| Water | — | — | — | — | — | — | — | — | — | — | — | 2.95 | 12.1 | 15.0 | 0.30 | 0.01 | — | 24.8 |
| Waste | — | — | — | — | — | — | — | — | — | — | — | 37.2 | 0.00 | 37.2 | 3.72 | 0.00 | — | 130 |
| Refrig. | — | — | — | — | — | — | — | — | — | — | — | — | — | — | — | — | 0.04 | 0.04 |
| Total | 2.60 | 2.66 | 1.89 | 16.9 | 0.04 | 0.04 | 3.86 | 3.89 | 0.03 | 0.98 | 1.01 | 40.2 | 3,793 | 3,833 | 4.23 | 0.17 | 5.87 | 3,996 |

# 3. Construction Emissions Details

## 3.1. Demolition (2025) - Unmitigated

Criteria Pollutants (lb/day for daily, ton/yr for annual) and GHGs (lb/day for daily, MT/yr for annual)

| Location | TOG | ROG | NOx | CO | SO2 | PM10E | PM10D | PM10T | PM2.5E | PM2.5D | PM2.5T | BCO2 | NBCO2 | CO2T | CH4 | N2O | R | CO2e |
|---|---|---|---|---|---|---|---|---|---|---|---|---|---|---|---|---|---|---|
| Onsite | — | — | — | — | — | — | — | — | — | — | — | — | — | — | — | — | — | — |
| Daily, Summer (Max) | — | — | — | — | — | — | — | — | — | — | — | — | — | — | — | — | — | — |

| | | | | | | | | | | | | | | | | | | |
|---|---|---|---|---|---|---|---|---|---|---|---|---|---|---|---|---|---|---|
| Daily, Winter (Max) | — | — | — | — | — | — | — | — | — | — | — | — | — | — | — | — | — | — |
| Off-Road Equipment | 2.86 | 2.40 | 22.2 | 19.9 | 0.03 | 0.92 | — | 0.92 | 0.84 | — | 0.84 | — | 3,425 | 3,425 | 0.14 | 0.03 | — | 3,437 |
| Demolition | — | — | — | — | — | — | 1.87 | 1.87 | — | 0.28 | 0.28 | — | — | — | — | — | — | — |
| Onsite truck | 0.00 | 0.00 | 0.00 | 0.00 | 0.00 | 0.00 | 0.00 | 0.00 | 0.00 | 0.00 | 0.00 | — | 0.00 | 0.00 | 0.00 | 0.00 | 0.00 | 0.00 |
| Average Daily | — | — | — | — | — | — | — | — | — | — | — | — | — | — | — | — | — | — |
| Off-Road Equipment | 0.16 | 0.13 | 1.22 | 1.09 | < 0.005 | 0.05 | — | 0.05 | 0.05 | — | 0.05 | — | 188 | 188 | 0.01 | < 0.005 | — | 188 |
| Demolition | — | — | — | — | — | — | 0.10 | 0.10 | — | 0.02 | 0.02 | — | — | — | — | — | — | — |
| Onsite truck | 0.00 | 0.00 | 0.00 | 0.00 | 0.00 | 0.00 | 0.00 | 0.00 | 0.00 | 0.00 | 0.00 | — | 0.00 | 0.00 | 0.00 | 0.00 | 0.00 | 0.00 |
| Annual | — | — | — | — | — | — | — | — | — | — | — | — | — | — | — | — | — | — |
| Off-Road Equipment | 0.03 | 0.02 | 0.22 | 0.20 | < 0.005 | 0.01 | — | 0.01 | 0.01 | — | 0.01 | — | 31.1 | 31.1 | < 0.005 | < 0.005 | — | 31.2 |
| Demolition | — | — | — | — | — | — | 0.02 | 0.02 | — | < 0.005 | < 0.005 | — | — | — | — | — | — | — |
| Onsite truck | 0.00 | 0.00 | 0.00 | 0.00 | 0.00 | 0.00 | 0.00 | 0.00 | 0.00 | 0.00 | 0.00 | — | 0.00 | 0.00 | 0.00 | 0.00 | 0.00 | 0.00 |
| Offsite | — | — | — | — | — | — | — | — | — | — | — | — | — | — | — | — | — | — |
| Daily, Summer (Max) | — | — | — | — | — | — | — | — | — | — | — | — | — | — | — | — | — | — |
| Daily, Winter (Max) | — | — | — | — | — | — | — | — | — | — | — | — | — | — | — | — | — | — |
| Worker | 0.05 | 0.05 | 0.05 | 0.53 | 0.00 | 0.00 | 0.12 | 0.12 | 0.00 | 0.03 | 0.03 | — | 119 | 119 | < 0.005 | 0.01 | 0.01 | 121 |
| Vendor | 0.00 | 0.00 | 0.00 | 0.00 | 0.00 | 0.00 | 0.00 | 0.00 | 0.00 | 0.00 | 0.00 | — | 0.00 | 0.00 | 0.00 | 0.00 | 0.00 | 0.00 |

| | | | | | | | | | | | | | | | | | | |
|---|---|---|---|---|---|---|---|---|---|---|---|---|---|---|---|---|---|---|
| Hauling | 0.16 | 0.03 | 2.01 | 0.94 | 0.01 | 0.03 | 0.39 | 0.42 | 0.02 | 0.11 | 0.13 | — | 1,526 | 1,526 | 0.13 | 0.24 | 0.09 | 1,601 |
| Average Daily | — | — | — | — | — | — | — | — | — | — | — | — | — | — | — | — | — | — |
| Worker | < 0.005 | < 0.005 | < 0.005 | 0.03 | 0.00 | 0.00 | 0.01 | 0.01 | 0.00 | < 0.005 | < 0.005 | — | 6.60 | 6.60 | < 0.005 | < 0.005 | 0.01 | 6.69 |
| Vendor | 0.00 | 0.00 | 0.00 | 0.00 | 0.00 | 0.00 | 0.00 | 0.00 | 0.00 | 0.00 | 0.00 | — | 0.00 | 0.00 | 0.00 | 0.00 | 0.00 | 0.00 |
| Hauling | 0.01 | < 0.005 | 0.11 | 0.05 | < 0.005 | < 0.005 | 0.02 | 0.02 | < 0.005 | 0.01 | 0.01 | — | 83.6 | 83.6 | 0.01 | 0.01 | 0.08 | 87.8 |
| Annual | — | — | — | — | — | — | — | — | — | — | — | — | — | — | — | — | — | — |
| Worker | < 0.005 | < 0.005 | < 0.005 | 0.01 | 0.00 | 0.00 | < 0.005 | < 0.005 | 0.00 | < 0.005 | < 0.005 | — | 1.09 | 1.09 | < 0.005 | < 0.005 | < 0.005 | 1.11 |
| Vendor | 0.00 | 0.00 | 0.00 | 0.00 | 0.00 | 0.00 | 0.00 | 0.00 | 0.00 | 0.00 | 0.00 | — | 0.00 | 0.00 | 0.00 | 0.00 | 0.00 | 0.00 |
| Hauling | < 0.005 | < 0.005 | 0.02 | 0.01 | < 0.005 | < 0.005 | < 0.005 | < 0.005 | < 0.005 | < 0.005 | < 0.005 | — | 13.8 | 13.8 | < 0.005 | < 0.005 | 0.01 | 14.5 |

## 3.3. Site Preparation (2025) - Unmitigated

Criteria Pollutants (lb/day for daily, ton/yr for annual) and GHGs (lb/day for daily, MT/yr for annual)

| Location | TOG | ROG | NOx | CO | SO2 | PM10E | PM10D | PM10T | PM2.5E | PM2.5D | PM2.5T | BCO2 | NBCO2 | CO2T | CH4 | N2O | R | CO2e |
|---|---|---|---|---|---|---|---|---|---|---|---|---|---|---|---|---|---|---|
| Onsite | — | — | — | — | — | — | — | — | — | — | — | — | — | — | — | — | — | — |
| Daily, Summer (Max) | — | — | — | — | — | — | — | — | — | — | — | — | — | — | — | — | — | — |
| Daily, Winter (Max) | — | — | — | — | — | — | — | — | — | — | — | — | — | — | — | — | — | — |
| Off-Road Equipment | 3.94 | 3.31 | 31.6 | 30.2 | 0.05 | 1.37 | — | 1.37 | 1.26 | — | 1.26 | — | 5,295 | 5,295 | 0.21 | 0.04 | — | 5,314 |
| Dust From Material Movement | — | — | — | — | — | — | 7.67 | 7.67 | — | 3.94 | 3.94 | — | — | — | — | — | — | — |
| Onsite truck | 0.00 | 0.00 | 0.00 | 0.00 | 0.00 | 0.00 | 0.00 | 0.00 | 0.00 | 0.00 | 0.00 | — | 0.00 | 0.00 | 0.00 | 0.00 | 0.00 | 0.00 |
| Average Daily | — | — | — | — | — | — | — | — | — | — | — | — | — | — | — | — | — | — |

| | | | | | | | | | | | | | | | | | |
|---|---|---|---|---|---|---|---|---|---|---|---|---|---|---|---|---|---|
| Off-Road Equipment | 0.11 | 0.09 | 0.87 | 0.83 | < 0.005 | 0.04 | — | 0.04 | 0.03 | — | 0.03 | — | 145 | 145 | 0.01 | < 0.005 | — | 146 |
| Dust From Material Movement | — | — | — | — | — | — | 0.21 | 0.21 | — | 0.11 | 0.11 | — | — | — | — | — | — | — |
| Onsite truck | 0.00 | 0.00 | 0.00 | 0.00 | 0.00 | 0.00 | 0.00 | 0.00 | 0.00 | 0.00 | 0.00 | — | 0.00 | 0.00 | 0.00 | 0.00 | 0.00 | 0.00 |
| Annual | — | — | — | — | — | — | — | — | — | — | — | — | — | — | — | — | — | — |
| Off-Road Equipment | 0.02 | 0.02 | 0.16 | 0.15 | < 0.005 | 0.01 | — | 0.01 | 0.01 | — | 0.01 | — | 24.0 | 24.0 | < 0.005 | < 0.005 | — | 24.1 |
| Dust From Material Movement | — | — | — | — | — | — | 0.04 | 0.04 | — | 0.02 | 0.02 | — | — | — | — | — | — | — |
| Onsite truck | 0.00 | 0.00 | 0.00 | 0.00 | 0.00 | 0.00 | 0.00 | 0.00 | 0.00 | 0.00 | 0.00 | — | 0.00 | 0.00 | 0.00 | 0.00 | 0.00 | 0.00 |
| Offsite | — | — | — | — | — | — | — | — | — | — | — | — | — | — | — | — | — | — |
| Daily, Summer (Max) | — | — | — | — | — | — | — | — | — | — | — | — | — | — | — | — | — | — |
| Daily, Winter (Max) | — | — | — | — | — | — | — | — | — | — | — | — | — | — | — | — | — | — |
| Worker | 0.06 | 0.06 | 0.05 | 0.61 | 0.00 | 0.00 | 0.14 | 0.14 | 0.00 | 0.03 | 0.03 | — | 139 | 139 | < 0.005 | 0.01 | 0.02 | 141 |
| Vendor | 0.00 | 0.00 | 0.00 | 0.00 | 0.00 | 0.00 | 0.00 | 0.00 | 0.00 | 0.00 | 0.00 | — | 0.00 | 0.00 | 0.00 | 0.00 | 0.00 | 0.00 |
| Hauling | 0.00 | 0.00 | 0.00 | 0.00 | 0.00 | 0.00 | 0.00 | 0.00 | 0.00 | 0.00 | 0.00 | — | 0.00 | 0.00 | 0.00 | 0.00 | 0.00 | 0.00 |
| Average Daily | — | — | — | — | — | — | — | — | — | — | — | — | — | — | — | — | — | — |
| Worker | < 0.005 | < 0.005 | < 0.005 | 0.02 | 0.00 | 0.00 | < 0.005 | < 0.005 | 0.00 | < 0.005 | < 0.005 | — | 3.85 | 3.85 | < 0.005 | < 0.005 | 0.01 | 3.90 |
| Vendor | 0.00 | 0.00 | 0.00 | 0.00 | 0.00 | 0.00 | 0.00 | 0.00 | 0.00 | 0.00 | 0.00 | — | 0.00 | 0.00 | 0.00 | 0.00 | 0.00 | 0.00 |
| Hauling | 0.00 | 0.00 | 0.00 | 0.00 | 0.00 | 0.00 | 0.00 | 0.00 | 0.00 | 0.00 | 0.00 | — | 0.00 | 0.00 | 0.00 | 0.00 | 0.00 | 0.00 |
| Annual | — | — | — | — | — | — | — | — | — | — | — | — | — | — | — | — | — | — |

| | | | | | | | | | | | | | | | | | |
|---|---|---|---|---|---|---|---|---|---|---|---|---|---|---|---|---|---|
| Worker | < 0.005 | < 0.005 | < 0.005 | < 0.005 | 0.00 | 0.00 | < 0.005 | < 0.005 | 0.00 | < 0.005 | < 0.005 | — | 0.64 | 0.64 | < 0.005 | < 0.005 | < 0.005 | 0.65 |
| Vendor | 0.00 | 0.00 | 0.00 | 0.00 | 0.00 | 0.00 | 0.00 | 0.00 | 0.00 | 0.00 | 0.00 | — | 0.00 | 0.00 | 0.00 | 0.00 | 0.00 | 0.00 |
| Hauling | 0.00 | 0.00 | 0.00 | 0.00 | 0.00 | 0.00 | 0.00 | 0.00 | 0.00 | 0.00 | 0.00 | — | 0.00 | 0.00 | 0.00 | 0.00 | 0.00 | 0.00 |

## 3.5. Grading (2025) - Unmitigated

Criteria Pollutants (lb/day for daily, ton/yr for annual) and GHGs (lb/day for daily, MT/yr for annual)

| Location | TOG | ROG | NOx | CO | SO2 | PM10E | PM10D | PM10T | PM2.5E | PM2.5D | PM2.5T | BCO2 | NBCO2 | CO2T | CH4 | N2O | R | CO2e |
|---|---|---|---|---|---|---|---|---|---|---|---|---|---|---|---|---|---|---|
| Onsite | — | — | — | — | — | — | — | — | — | — | — | — | — | — | — | — | — | — |
| Daily, Summer (Max) | — | — | — | — | — | — | — | — | — | — | — | — | — | — | — | — | — | — |
| Daily, Winter (Max) | — | — | — | — | — | — | — | — | — | — | — | — | — | — | — | — | — | — |
| Off-Road Equipment | 2.07 | 1.74 | 16.3 | 17.9 | 0.03 | 0.72 | — | 0.72 | 0.66 | — | 0.66 | — | 2,959 | 2,959 | 0.12 | 0.02 | — | 2,970 |
| Dust From Material Movement | — | — | — | — | — | — | 2.76 | 2.76 | — | 1.34 | 1.34 | — | — | — | — | — | — | — |
| Onsite truck | 0.00 | 0.00 | 0.00 | 0.00 | 0.00 | 0.00 | 0.00 | 0.00 | 0.00 | 0.00 | 0.00 | — | 0.00 | 0.00 | 0.00 | 0.00 | 0.00 | 0.00 |
| Average Daily | — | — | — | — | — | — | — | — | — | — | — | — | — | — | — | — | — | — |
| Off-Road Equipment | 0.11 | 0.10 | 0.89 | 0.98 | < 0.005 | 0.04 | — | 0.04 | 0.04 | — | 0.04 | — | 162 | 162 | 0.01 | < 0.005 | — | 163 |
| Dust From Material Movement | — | — | — | — | — | — | 0.15 | 0.15 | — | 0.07 | 0.07 | — | — | — | — | — | — | — |
| Onsite truck | 0.00 | 0.00 | 0.00 | 0.00 | 0.00 | 0.00 | 0.00 | 0.00 | 0.00 | 0.00 | 0.00 | — | 0.00 | 0.00 | 0.00 | 0.00 | 0.00 | 0.00 |
| Annual | — | — | — | — | — | — | — | — | — | — | — | — | — | — | — | — | — | — |

| | | | | | | | | | | | | | | | | | | |
|---|---|---|---|---|---|---|---|---|---|---|---|---|---|---|---|---|---|---|
| Off-Road Equipment | 0.02 | 0.02 | 0.16 | 0.18 | < 0.005 | 0.01 | — | 0.01 | 0.01 | — | 0.01 | — | 26.8 | 26.8 | < 0.005 | < 0.005 | — | 26.9 |
| Dust From Material Movement | — | — | — | — | — | — | 0.03 | 0.03 | — | 0.01 | 0.01 | — | — | — | — | — | — | — |
| Onsite truck | 0.00 | 0.00 | 0.00 | 0.00 | 0.00 | 0.00 | 0.00 | 0.00 | 0.00 | 0.00 | 0.00 | — | 0.00 | 0.00 | 0.00 | 0.00 | 0.00 | 0.00 |
| Offsite | — | — | — | — | — | — | — | — | — | — | — | — | — | — | — | — | — | — |
| Daily, Summer (Max) | — | — | — | — | — | — | — | — | — | — | — | — | — | — | — | — | — | — |
| Daily, Winter (Max) | — | — | — | — | — | — | — | — | — | — | — | — | — | — | — | — | — | — |
| Worker | 0.05 | 0.05 | 0.05 | 0.53 | 0.00 | 0.00 | 0.12 | 0.12 | 0.00 | 0.03 | 0.03 | — | 119 | 119 | < 0.005 | 0.01 | 0.01 | 121 |
| Vendor | 0.00 | 0.00 | 0.00 | 0.00 | 0.00 | 0.00 | 0.00 | 0.00 | 0.00 | 0.00 | 0.00 | — | 0.00 | 0.00 | 0.00 | 0.00 | 0.00 | 0.00 |
| Hauling | 0.00 | 0.00 | 0.00 | 0.00 | 0.00 | 0.00 | 0.00 | 0.00 | 0.00 | 0.00 | 0.00 | — | 0.00 | 0.00 | 0.00 | 0.00 | 0.00 | 0.00 |
| Average Daily | — | — | — | — | — | — | — | — | — | — | — | — | — | — | — | — | — | — |
| Worker | < 0.005 | < 0.005 | < 0.005 | 0.03 | 0.00 | 0.00 | 0.01 | 0.01 | 0.00 | < 0.005 | < 0.005 | — | 6.60 | 6.60 | < 0.005 | < 0.005 | 0.01 | 6.69 |
| Vendor | 0.00 | 0.00 | 0.00 | 0.00 | 0.00 | 0.00 | 0.00 | 0.00 | 0.00 | 0.00 | 0.00 | — | 0.00 | 0.00 | 0.00 | 0.00 | 0.00 | 0.00 |
| Hauling | 0.00 | 0.00 | 0.00 | 0.00 | 0.00 | 0.00 | 0.00 | 0.00 | 0.00 | 0.00 | 0.00 | — | 0.00 | 0.00 | 0.00 | 0.00 | 0.00 | 0.00 |
| Annual | — | — | — | — | — | — | — | — | — | — | — | — | — | — | — | — | — | — |
| Worker | < 0.005 | < 0.005 | < 0.005 | 0.01 | 0.00 | 0.00 | < 0.005 | < 0.005 | 0.00 | < 0.005 | < 0.005 | — | 1.09 | 1.09 | < 0.005 | < 0.005 | < 0.005 | 1.11 |
| Vendor | 0.00 | 0.00 | 0.00 | 0.00 | 0.00 | 0.00 | 0.00 | 0.00 | 0.00 | 0.00 | 0.00 | — | 0.00 | 0.00 | 0.00 | 0.00 | 0.00 | 0.00 |
| Hauling | 0.00 | 0.00 | 0.00 | 0.00 | 0.00 | 0.00 | 0.00 | 0.00 | 0.00 | 0.00 | 0.00 | — | 0.00 | 0.00 | 0.00 | 0.00 | 0.00 | 0.00 |

## 3.7. Building Construction (2025) - Unmitigated

Criteria Pollutants (lb/day for daily, ton/yr for annual) and GHGs (lb/day for daily, MT/yr for annual)

| Location | TOG | ROG | NOx | CO | SO2 | PM10E | PM10D | PM10T | PM2.5E | PM2.5D | PM2.5T | BCO2 | NBCO2 | CO2T | CH4 | N2O | R | CO2e |
|---|---|---|---|---|---|---|---|---|---|---|---|---|---|---|---|---|---|---|

| | | | | | | | | | | | | | | | | | | |
|---|---|---|---|---|---|---|---|---|---|---|---|---|---|---|---|---|---|---|
| Onsite | — | — | — | — | — | — | — | — | — | — | — | — | — | — | — | — | — | — |
| Daily, Summer (Max) | — | — | — | — | — | — | — | — | — | — | — | — | — | — | — | — | — | — |
| Off-Road Equipment | 1.35 | 1.13 | 10.4 | 13.0 | 0.02 | 0.43 | — | 0.43 | 0.40 | — | 0.40 | — | 2,398 | 2,398 | 0.10 | 0.02 | — | 2,406 |
| Onsite truck | 0.00 | 0.00 | 0.00 | 0.00 | 0.00 | 0.00 | 0.00 | 0.00 | 0.00 | 0.00 | 0.00 | — | 0.00 | 0.00 | 0.00 | 0.00 | 0.00 | 0.00 |
| Daily, Winter (Max) | — | — | — | — | — | — | — | — | — | — | — | — | — | — | — | — | — | — |
| Off-Road Equipment | 1.35 | 1.13 | 10.4 | 13.0 | 0.02 | 0.43 | — | 0.43 | 0.40 | — | 0.40 | — | 2,398 | 2,398 | 0.10 | 0.02 | — | 2,406 |
| Onsite truck | 0.00 | 0.00 | 0.00 | 0.00 | 0.00 | 0.00 | 0.00 | 0.00 | 0.00 | 0.00 | 0.00 | — | 0.00 | 0.00 | 0.00 | 0.00 | 0.00 | 0.00 |
| Average Daily | — | — | — | — | — | — | — | — | — | — | — | — | — | — | — | — | — | — |
| Off-Road Equipment | 0.77 | 0.64 | 5.97 | 7.45 | 0.01 | 0.25 | — | 0.25 | 0.23 | — | 0.23 | — | 1,370 | 1,370 | 0.06 | 0.01 | — | 1,375 |
| Onsite truck | 0.00 | 0.00 | 0.00 | 0.00 | 0.00 | 0.00 | 0.00 | 0.00 | 0.00 | 0.00 | 0.00 | — | 0.00 | 0.00 | 0.00 | 0.00 | 0.00 | 0.00 |
| Annual | — | — | — | — | — | — | — | — | — | — | — | — | — | — | — | — | — | — |
| Off-Road Equipment | 0.14 | 0.12 | 1.09 | 1.36 | < 0.005 | 0.05 | — | 0.05 | 0.04 | — | 0.04 | — | 227 | 227 | 0.01 | < 0.005 | — | 228 |
| Onsite truck | 0.00 | 0.00 | 0.00 | 0.00 | 0.00 | 0.00 | 0.00 | 0.00 | 0.00 | 0.00 | 0.00 | — | 0.00 | 0.00 | 0.00 | 0.00 | 0.00 | 0.00 |
| Offsite | — | — | — | — | — | — | — | — | — | — | — | — | — | — | — | — | — | — |
| Daily, Summer (Max) | — | — | — | — | — | — | — | — | — | — | — | — | — | — | — | — | — | — |
| Worker | 0.08 | 0.08 | 0.06 | 0.94 | 0.00 | 0.00 | 0.19 | 0.19 | 0.00 | 0.04 | 0.04 | — | 198 | 198 | < 0.005 | 0.01 | 0.78 | 201 |
| Vendor | 0.02 | 0.01 | 0.31 | 0.15 | < 0.005 | < 0.005 | 0.06 | 0.07 | < 0.005 | 0.02 | 0.02 | — | 243 | 243 | 0.01 | 0.03 | 0.64 | 255 |
| Hauling | 0.00 | 0.00 | 0.00 | 0.00 | 0.00 | 0.00 | 0.00 | 0.00 | 0.00 | 0.00 | 0.00 | — | 0.00 | 0.00 | 0.00 | 0.00 | 0.00 | 0.00 |

| | | | | | | | | | | | | | | | | | | |
|---|---|---|---|---|---|---|---|---|---|---|---|---|---|---|---|---|---|---|
| Daily, Winter (Max) | — | — | — | — | — | — | — | — | — | — | — | — | — | — | — | — | — | — |
| Worker | 0.08 | 0.07 | 0.07 | 0.81 | 0.00 | 0.00 | 0.19 | 0.19 | 0.00 | 0.04 | 0.04 | — | 183 | 183 | < 0.005 | 0.01 | 0.02 | 186 |
| Vendor | 0.02 | 0.01 | 0.33 | 0.15 | < 0.005 | < 0.005 | 0.06 | 0.07 | < 0.005 | 0.02 | 0.02 | — | 243 | 243 | 0.01 | 0.03 | 0.02 | 254 |
| Hauling | 0.00 | 0.00 | 0.00 | 0.00 | 0.00 | 0.00 | 0.00 | 0.00 | 0.00 | 0.00 | 0.00 | — | 0.00 | 0.00 | 0.00 | 0.00 | 0.00 | 0.00 |
| Average Daily | — | — | — | — | — | — | — | — | — | — | — | — | — | — | — | — | — | — |
| Worker | 0.04 | 0.04 | 0.04 | 0.46 | 0.00 | 0.00 | 0.11 | 0.11 | 0.00 | 0.03 | 0.03 | — | 106 | 106 | < 0.005 | < 0.005 | 0.19 | 107 |
| Vendor | 0.01 | 0.01 | 0.18 | 0.09 | < 0.005 | < 0.005 | 0.04 | 0.04 | < 0.005 | 0.01 | 0.01 | — | 139 | 139 | 0.01 | 0.02 | 0.16 | 145 |
| Hauling | 0.00 | 0.00 | 0.00 | 0.00 | 0.00 | 0.00 | 0.00 | 0.00 | 0.00 | 0.00 | 0.00 | — | 0.00 | 0.00 | 0.00 | 0.00 | 0.00 | 0.00 |
| Annual | — | — | — | — | — | — | — | — | — | — | — | — | — | — | — | — | — | — |
| Worker | 0.01 | 0.01 | 0.01 | 0.08 | 0.00 | 0.00 | 0.02 | 0.02 | 0.00 | < 0.005 | < 0.005 | — | 17.5 | 17.5 | < 0.005 | < 0.005 | 0.03 | 17.8 |
| Vendor | < 0.005 | < 0.005 | 0.03 | 0.02 | < 0.005 | < 0.005 | 0.01 | 0.01 | < 0.005 | < 0.005 | < 0.005 | — | 23.0 | 23.0 | < 0.005 | < 0.005 | 0.03 | 24.1 |
| Hauling | 0.00 | 0.00 | 0.00 | 0.00 | 0.00 | 0.00 | 0.00 | 0.00 | 0.00 | 0.00 | 0.00 | — | 0.00 | 0.00 | 0.00 | 0.00 | 0.00 | 0.00 |

## 3.9. Building Construction (2026) - Unmitigated

### Criteria Pollutants (lb/day for daily, ton/yr for annual) and GHGs (lb/day for daily, MT/yr for annual)

| Location | TOG | ROG | NOx | CO | SO2 | PM10E | PM10D | PM10T | PM2.5E | PM2.5D | PM2.5T | BCO2 | NBCO2 | CO2T | CH4 | N2O | R | CO2e |
|---|---|---|---|---|---|---|---|---|---|---|---|---|---|---|---|---|---|---|
| Onsite | — | — | — | — | — | — | — | — | — | — | — | — | — | — | — | — | — | — |
| Daily, Summer (Max) | — | — | — | — | — | — | — | — | — | — | — | — | — | — | — | — | — | — |
| Daily, Winter (Max) | — | — | — | — | — | — | — | — | — | — | — | — | — | — | — | — | — | — |
| Off-Road Equipment | 1.28 | 1.07 | 9.85 | 13.0 | 0.02 | 0.38 | — | 0.38 | 0.35 | — | 0.35 | — | 2,397 | 2,397 | 0.10 | 0.02 | — | 2,405 |
| Onsite truck | 0.00 | 0.00 | 0.00 | 0.00 | 0.00 | 0.00 | 0.00 | 0.00 | 0.00 | 0.00 | 0.00 | — | 0.00 | 0.00 | 0.00 | 0.00 | 0.00 | 0.00 |

| | | | | | | | | | | | | | | | | | | |
|---|---|---|---|---|---|---|---|---|---|---|---|---|---|---|---|---|---|---|
| Average Daily | — | — | — | — | — | — | — | — | — | — | — | — | — | — | — | — | — | — |
| Off-Road Equipment | 0.08 | 0.06 | 0.60 | 0.79 | < 0.005 | 0.02 | — | 0.02 | 0.02 | — | 0.02 | — | 145 | 145 | 0.01 | < 0.005 | — | 146 |
| Onsite truck | 0.00 | 0.00 | 0.00 | 0.00 | 0.00 | 0.00 | 0.00 | 0.00 | 0.00 | 0.00 | 0.00 | — | 0.00 | 0.00 | 0.00 | 0.00 | 0.00 | 0.00 |
| Annual | — | — | — | — | — | — | — | — | — | — | — | — | — | — | — | — | — | — |
| Off-Road Equipment | 0.01 | 0.01 | 0.11 | 0.14 | < 0.005 | < 0.005 | — | < 0.005 | < 0.005 | — | < 0.005 | — | 24.1 | 24.1 | < 0.005 | < 0.005 | — | 24.2 |
| Onsite truck | 0.00 | 0.00 | 0.00 | 0.00 | 0.00 | 0.00 | 0.00 | 0.00 | 0.00 | 0.00 | 0.00 | — | 0.00 | 0.00 | 0.00 | 0.00 | 0.00 | 0.00 |
| Offsite | — | — | — | — | — | — | — | — | — | — | — | — | — | — | — | — | — | — |
| Daily, Summer (Max) | — | — | — | — | — | — | — | — | — | — | — | — | — | — | — | — | — | — |
| Daily, Winter (Max) | — | — | — | — | — | — | — | — | — | — | — | — | — | — | — | — | — | — |
| Worker | 0.07 | 0.06 | 0.06 | 0.75 | 0.00 | 0.00 | 0.19 | 0.19 | 0.00 | 0.04 | 0.04 | — | 180 | 180 | < 0.005 | 0.01 | 0.02 | 182 |
| Vendor | 0.02 | 0.01 | 0.31 | 0.15 | < 0.005 | < 0.005 | 0.06 | 0.07 | < 0.005 | 0.02 | 0.02 | — | 239 | 239 | 0.01 | 0.03 | 0.02 | 250 |
| Hauling | 0.00 | 0.00 | 0.00 | 0.00 | 0.00 | 0.00 | 0.00 | 0.00 | 0.00 | 0.00 | 0.00 | — | 0.00 | 0.00 | 0.00 | 0.00 | 0.00 | 0.00 |
| Average Daily | — | — | — | — | — | — | — | — | — | — | — | — | — | — | — | — | — | — |
| Worker | < 0.005 | < 0.005 | < 0.005 | 0.05 | 0.00 | 0.00 | 0.01 | 0.01 | 0.00 | < 0.005 | < 0.005 | — | 11.0 | 11.0 | < 0.005 | < 0.005 | 0.02 | 11.2 |
| Vendor | < 0.005 | < 0.005 | 0.02 | 0.01 | < 0.005 | < 0.005 | < 0.005 | < 0.005 | < 0.005 | < 0.005 | < 0.005 | — | 14.5 | 14.5 | < 0.005 | < 0.005 | 0.02 | 15.2 |
| Hauling | 0.00 | 0.00 | 0.00 | 0.00 | 0.00 | 0.00 | 0.00 | 0.00 | 0.00 | 0.00 | 0.00 | — | 0.00 | 0.00 | 0.00 | 0.00 | 0.00 | 0.00 |
| Annual | — | — | — | — | — | — | — | — | — | — | — | — | — | — | — | — | — | — |
| Worker | < 0.005 | < 0.005 | < 0.005 | 0.01 | 0.00 | 0.00 | < 0.005 | < 0.005 | 0.00 | < 0.005 | < 0.005 | — | 1.83 | 1.83 | < 0.005 | < 0.005 | < 0.005 | 1.85 |
| Vendor | < 0.005 | < 0.005 | < 0.005 | < 0.005 | < 0.005 | < 0.005 | < 0.005 | < 0.005 | < 0.005 | < 0.005 | < 0.005 | — | 2.40 | 2.40 | < 0.005 | < 0.005 | < 0.005 | 2.51 |
| Hauling | 0.00 | 0.00 | 0.00 | 0.00 | 0.00 | 0.00 | 0.00 | 0.00 | 0.00 | 0.00 | 0.00 | — | 0.00 | 0.00 | 0.00 | 0.00 | 0.00 | 0.00 |

## 3.11. Paving (2026) - Unmitigated

Criteria Pollutants (lb/day for daily, ton/yr for annual) and GHGs (lb/day for daily, MT/yr for annual)

| Location | TOG | ROG | NOx | CO | SO2 | PM10E | PM10D | PM10T | PM2.5E | PM2.5D | PM2.5T | BCO2 | NBCO2 | CO2T | CH4 | N2O | R | CO2e |
|---|---|---|---|---|---|---|---|---|---|---|---|---|---|---|---|---|---|---|
| Onsite | — | — | — | — | — | — | — | — | — | — | — | — | — | — | — | — | — | — |
| Daily, Summer (Max) | — | — | — | — | — | — | — | — | — | — | — | — | — | — | — | — | — | — |
| Daily, Winter (Max) | — | — | — | — | — | — | — | — | — | — | — | — | — | — | — | — | — | — |
| Off-Road Equipment | 0.91 | 0.76 | 7.12 | 9.94 | 0.01 | 0.32 | — | 0.32 | 0.29 | — | 0.29 | — | 1,511 | 1,511 | 0.06 | 0.01 | — | 1,516 |
| Paving | — | 0.16 | — | — | — | — | — | — | — | — | — | — | — | — | — | — | — | — |
| Onsite truck | 0.00 | 0.00 | 0.00 | 0.00 | 0.00 | 0.00 | 0.00 | 0.00 | 0.00 | 0.00 | 0.00 | — | 0.00 | 0.00 | 0.00 | 0.00 | 0.00 | 0.00 |
| Average Daily | — | — | — | — | — | — | — | — | — | — | — | — | — | — | — | — | — | — |
| Off-Road Equipment | 0.05 | 0.04 | 0.39 | 0.54 | < 0.005 | 0.02 | — | 0.02 | 0.02 | — | 0.02 | — | 82.8 | 82.8 | < 0.005 | < 0.005 | — | 83.1 |
| Paving | — | 0.01 | — | — | — | — | — | — | — | — | — | — | — | — | — | — | — | — |
| Onsite truck | 0.00 | 0.00 | 0.00 | 0.00 | 0.00 | 0.00 | 0.00 | 0.00 | 0.00 | 0.00 | 0.00 | — | 0.00 | 0.00 | 0.00 | 0.00 | 0.00 | 0.00 |
| Annual | — | — | — | — | — | — | — | — | — | — | — | — | — | — | — | — | — | — |
| Off-Road Equipment | 0.01 | 0.01 | 0.07 | 0.10 | < 0.005 | < 0.005 | — | < 0.005 | < 0.005 | — | < 0.005 | — | 13.7 | 13.7 | < 0.005 | < 0.005 | — | 13.8 |
| Paving | — | < 0.005 | — | — | — | — | — | — | — | — | — | — | — | — | — | — | — | — |
| Onsite truck | 0.00 | 0.00 | 0.00 | 0.00 | 0.00 | 0.00 | 0.00 | 0.00 | 0.00 | 0.00 | 0.00 | — | 0.00 | 0.00 | 0.00 | 0.00 | 0.00 | 0.00 |
| Offsite | — | — | — | — | — | — | — | — | — | — | — | — | — | — | — | — | — | — |
| Daily, Summer (Max) | — | — | — | — | — | — | — | — | — | — | — | — | — | — | — | — | — | — |

| | | | | | | | | | | | | | | | | | | |
|---|---|---|---|---|---|---|---|---|---|---|---|---|---|---|---|---|---|---|
| Daily, Winter (Max) | — | — | — | — | — | — | — | — | — | — | — | — | — | — | — | — | — | — |
| Worker | 0.05 | 0.04 | 0.04 | 0.49 | 0.00 | 0.00 | 0.12 | 0.12 | 0.00 | 0.03 | 0.03 | — | 117 | 117 | < 0.005 | 0.01 | 0.01 | 118 |
| Vendor | 0.00 | 0.00 | 0.00 | 0.00 | 0.00 | 0.00 | 0.00 | 0.00 | 0.00 | 0.00 | 0.00 | — | 0.00 | 0.00 | 0.00 | 0.00 | 0.00 | 0.00 |
| Hauling | 0.00 | 0.00 | 0.00 | 0.00 | 0.00 | 0.00 | 0.00 | 0.00 | 0.00 | 0.00 | 0.00 | — | 0.00 | 0.00 | 0.00 | 0.00 | 0.00 | 0.00 |
| Average Daily | — | — | — | — | — | — | — | — | — | — | — | — | — | — | — | — | — | — |
| Worker | < 0.005 | < 0.005 | < 0.005 | 0.03 | 0.00 | 0.00 | 0.01 | 0.01 | 0.00 | < 0.005 | < 0.005 | — | 6.47 | 6.47 | < 0.005 | < 0.005 | 0.01 | 6.57 |
| Vendor | 0.00 | 0.00 | 0.00 | 0.00 | 0.00 | 0.00 | 0.00 | 0.00 | 0.00 | 0.00 | 0.00 | — | 0.00 | 0.00 | 0.00 | 0.00 | 0.00 | 0.00 |
| Hauling | 0.00 | 0.00 | 0.00 | 0.00 | 0.00 | 0.00 | 0.00 | 0.00 | 0.00 | 0.00 | 0.00 | — | 0.00 | 0.00 | 0.00 | 0.00 | 0.00 | 0.00 |
| Annual | — | — | — | — | — | — | — | — | — | — | — | — | — | — | — | — | — | — |
| Worker | < 0.005 | < 0.005 | < 0.005 | < 0.005 | 0.00 | 0.00 | < 0.005 | < 0.005 | 0.00 | < 0.005 | < 0.005 | — | 1.07 | 1.07 | < 0.005 | < 0.005 | < 0.005 | 1.09 |
| Vendor | 0.00 | 0.00 | 0.00 | 0.00 | 0.00 | 0.00 | 0.00 | 0.00 | 0.00 | 0.00 | 0.00 | — | 0.00 | 0.00 | 0.00 | 0.00 | 0.00 | 0.00 |
| Hauling | 0.00 | 0.00 | 0.00 | 0.00 | 0.00 | 0.00 | 0.00 | 0.00 | 0.00 | 0.00 | 0.00 | — | 0.00 | 0.00 | 0.00 | 0.00 | 0.00 | 0.00 |

## 3.13. Architectural Coating (2026) - Unmitigated

Criteria Pollutants (lb/day for daily, ton/yr for annual) and GHGs (lb/day for daily, MT/yr for annual)

| Location | TOG | ROG | NOx | CO | SO2 | PM10E | PM10D | PM10T | PM2.5E | PM2.5D | PM2.5T | BCO2 | NBCO2 | CO2T | CH4 | N2O | R | CO2e |
|---|---|---|---|---|---|---|---|---|---|---|---|---|---|---|---|---|---|---|
| Onsite | — | — | — | — | — | — | — | — | — | — | — | — | — | — | — | — | — | — |
| Daily, Summer (Max) | — | — | — | — | — | — | — | — | — | — | — | — | — | — | — | — | — | — |
| Daily, Winter (Max) | — | — | — | — | — | — | — | — | — | — | — | — | — | — | — | — | — | — |
| Off-Road Equipment | 0.15 | 0.12 | 0.86 | 1.13 | < 0.005 | 0.02 | — | 0.02 | 0.02 | — | 0.02 | — | 134 | 134 | 0.01 | < 0.005 | — | 134 |
| Architectural Coatings | — | 29.4 | — | — | — | — | — | — | — | — | — | — | — | — | — | — | — | — |

| | | | | | | | | | | | | | | | | | | |
|---|---|---|---|---|---|---|---|---|---|---|---|---|---|---|---|---|---|---|
| Onsite truck | 0.00 | 0.00 | 0.00 | 0.00 | 0.00 | 0.00 | 0.00 | 0.00 | 0.00 | 0.00 | 0.00 | — | 0.00 | 0.00 | 0.00 | 0.00 | 0.00 | 0.00 |
| Average Daily | — | — | — | — | — | — | — | — | — | — | — | — | — | — | — | — | — | — |
| Off-Road Equipment | 0.01 | 0.01 | 0.05 | 0.06 | < 0.005 | < 0.005 | — | < 0.005 | < 0.005 | — | < 0.005 | — | 7.32 | 7.32 | < 0.005 | < 0.005 | — | 7.34 |
| Architectural Coatings | — | 1.61 | — | — | — | — | — | — | — | — | — | — | — | — | — | — | — | — |
| Onsite truck | 0.00 | 0.00 | 0.00 | 0.00 | 0.00 | 0.00 | 0.00 | 0.00 | 0.00 | 0.00 | 0.00 | — | 0.00 | 0.00 | 0.00 | 0.00 | 0.00 | 0.00 |
| Annual | — | — | — | — | — | — | — | — | — | — | — | — | — | — | — | — | — | — |
| Off-Road Equipment | < 0.005 | < 0.005 | 0.01 | 0.01 | < 0.005 | < 0.005 | — | < 0.005 | < 0.005 | — | < 0.005 | — | 1.21 | 1.21 | < 0.005 | < 0.005 | — | 1.22 |
| Architectural Coatings | — | 0.29 | — | — | — | — | — | — | — | — | — | — | — | — | — | — | — | — |
| Onsite truck | 0.00 | 0.00 | 0.00 | 0.00 | 0.00 | 0.00 | 0.00 | 0.00 | 0.00 | 0.00 | 0.00 | — | 0.00 | 0.00 | 0.00 | 0.00 | 0.00 | 0.00 |
| Offsite | — | — | — | — | — | — | — | — | — | — | — | — | — | — | — | — | — | — |
| Daily, Summer (Max) | — | — | — | — | — | — | — | — | — | — | — | — | — | — | — | — | — | — |
| Daily, Winter (Max) | — | — | — | — | — | — | — | — | — | — | — | — | — | — | — | — | — | — |
| Worker | 0.01 | 0.01 | 0.01 | 0.15 | 0.00 | 0.00 | 0.04 | 0.04 | 0.00 | 0.01 | 0.01 | — | 36.0 | 36.0 | < 0.005 | < 0.005 | < 0.005 | 36.5 |
| Vendor | 0.00 | 0.00 | 0.00 | 0.00 | 0.00 | 0.00 | 0.00 | 0.00 | 0.00 | 0.00 | 0.00 | — | 0.00 | 0.00 | 0.00 | 0.00 | 0.00 | 0.00 |
| Hauling | 0.00 | 0.00 | 0.00 | 0.00 | 0.00 | 0.00 | 0.00 | 0.00 | 0.00 | 0.00 | 0.00 | — | 0.00 | 0.00 | 0.00 | 0.00 | 0.00 | 0.00 |
| Average Daily | — | — | — | — | — | — | — | — | — | — | — | — | — | — | — | — | — | — |
| Worker | < 0.005 | < 0.005 | < 0.005 | 0.01 | 0.00 | 0.00 | < 0.005 | < 0.005 | 0.00 | < 0.005 | < 0.005 | — | 1.99 | 1.99 | < 0.005 | < 0.005 | < 0.005 | 2.02 |
| Vendor | 0.00 | 0.00 | 0.00 | 0.00 | 0.00 | 0.00 | 0.00 | 0.00 | 0.00 | 0.00 | 0.00 | — | 0.00 | 0.00 | 0.00 | 0.00 | 0.00 | 0.00 |

| | | | | | | | | | | | | | | | | | | |
|---|---|---|---|---|---|---|---|---|---|---|---|---|---|---|---|---|---|---|
| Hauling | 0.00 | 0.00 | 0.00 | 0.00 | 0.00 | 0.00 | 0.00 | 0.00 | 0.00 | 0.00 | 0.00 | — | 0.00 | 0.00 | 0.00 | 0.00 | 0.00 | 0.00 |
| Annual | — | — | — | — | — | — | — | — | — | — | — | — | — | — | — | — | — | — |
| Worker | < 0.005 | < 0.005 | < 0.005 | < 0.005 | 0.00 | 0.00 | < 0.005 | < 0.005 | 0.00 | < 0.005 | < 0.005 | — | 0.33 | 0.33 | < 0.005 | < 0.005 | < 0.005 | 0.33 |
| Vendor | 0.00 | 0.00 | 0.00 | 0.00 | 0.00 | 0.00 | 0.00 | 0.00 | 0.00 | 0.00 | 0.00 | — | 0.00 | 0.00 | 0.00 | 0.00 | 0.00 | 0.00 |
| Hauling | 0.00 | 0.00 | 0.00 | 0.00 | 0.00 | 0.00 | 0.00 | 0.00 | 0.00 | 0.00 | 0.00 | — | 0.00 | 0.00 | 0.00 | 0.00 | 0.00 | 0.00 |

# 4. Operations Emissions Details

## 4.1. Mobile Emissions by Land Use

### 4.1.1. Unmitigated

Criteria Pollutants (lb/day for daily, ton/yr for annual) and GHGs (lb/day for daily, MT/yr for annual)

| Land Use | TOG | ROG | NOx | CO | SO2 | PM10E | PM10D | PM10T | PM2.5E | PM2.5D | PM2.5T | BCO2 | NBCO2 | CO2T | CH4 | N2O | R | CO2e |
|---|---|---|---|---|---|---|---|---|---|---|---|---|---|---|---|---|---|---|
| Daily, Summer (Max) | — | — | — | — | — | — | — | — | — | — | — | — | — | — | — | — | — | — |
| Elementary School | 20.7 | 19.3 | 12.4 | 137 | 0.32 | 0.20 | 29.6 | 29.8 | 0.19 | 7.51 | 7.69 | — | 32,239 | 32,239 | 1.46 | 1.32 | 114 | 32,783 |
| Other Asphalt Surfaces | 0.00 | 0.00 | 0.00 | 0.00 | 0.00 | 0.00 | 0.00 | 0.00 | 0.00 | 0.00 | 0.00 | — | 0.00 | 0.00 | 0.00 | 0.00 | 0.00 | 0.00 |
| Total | 20.7 | 19.3 | 12.4 | 137 | 0.32 | 0.20 | 29.6 | 29.8 | 0.19 | 7.51 | 7.69 | — | 32,239 | 32,239 | 1.46 | 1.32 | 114 | 32,783 |
| Daily, Winter (Max) | — | — | — | — | — | — | — | — | — | — | — | — | — | — | — | — | — | — |
| Elementary School | 19.8 | 18.4 | 14.5 | 132 | 0.30 | 0.20 | 29.6 | 29.8 | 0.19 | 7.51 | 7.69 | — | 30,327 | 30,327 | 1.69 | 1.46 | 2.96 | 30,806 |

| | | | | | | | | | | | | | | | | | | |
|---|---|---|---|---|---|---|---|---|---|---|---|---|---|---|---|---|---|---|
| Other Asphalt Surfaces | 0.00 | 0.00 | 0.00 | 0.00 | 0.00 | 0.00 | 0.00 | 0.00 | 0.00 | 0.00 | 0.00 | — | 0.00 | 0.00 | 0.00 | 0.00 | 0.00 | 0.00 |
| Total | 19.8 | 18.4 | 14.5 | 132 | 0.30 | 0.20 | 29.6 | 29.8 | 0.19 | 7.51 | 7.69 | — | 30,327 | 30,327 | 1.69 | 1.46 | 2.96 | 30,806 |
| Annual | — | — | — | — | — | — | — | — | — | — | — | — | — | — | — | — | — | — |
| Elementary School | 2.55 | 2.37 | 1.78 | 16.6 | 0.04 | 0.03 | 3.86 | 3.89 | 0.02 | 0.98 | 1.00 | — | 3,617 | 3,617 | 0.19 | 0.17 | 5.84 | 3,677 |
| Other Asphalt Surfaces | 0.00 | 0.00 | 0.00 | 0.00 | 0.00 | 0.00 | 0.00 | 0.00 | 0.00 | 0.00 | 0.00 | — | 0.00 | 0.00 | 0.00 | 0.00 | 0.00 | 0.00 |
| Total | 2.55 | 2.37 | 1.78 | 16.6 | 0.04 | 0.03 | 3.86 | 3.89 | 0.02 | 0.98 | 1.00 | — | 3,617 | 3,617 | 0.19 | 0.17 | 5.84 | 3,677 |

## 4.2. Energy

### 4.2.1. Electricity Emissions By Land Use - Unmitigated

Criteria Pollutants (lb/day for daily, ton/yr for annual) and GHGs (lb/day for daily, MT/yr for annual)

| Land Use | TOG | ROG | NOx | CO | SO2 | PM10E | PM10D | PM10T | PM2.5E | PM2.5D | PM2.5T | BCO2 | NBCO2 | CO2T | CH4 | N2O | R | CO2e |
|---|---|---|---|---|---|---|---|---|---|---|---|---|---|---|---|---|---|---|
| Daily, Summer (Max) | — | — | — | — | — | — | — | — | — | — | — | — | — | — | — | — | — | — |
| Elementary School | — | — | — | — | — | — | — | — | — | — | — | — | 259 | 259 | 0.02 | < 0.005 | — | 260 |
| Other Asphalt Surfaces | — | — | — | — | — | — | — | — | — | — | — | — | 0.00 | 0.00 | 0.00 | 0.00 | — | 0.00 |
| Total | — | — | — | — | — | — | — | — | — | — | — | — | 259 | 259 | 0.02 | < 0.005 | — | 260 |
| Daily, Winter (Max) | — | — | — | — | — | — | — | — | — | — | — | — | — | — | — | — | — | — |

| | | | | | | | | | | | | | | | | | |
|---|---|---|---|---|---|---|---|---|---|---|---|---|---|---|---|---|---|
| Elementary | — | — | — | — | — | — | — | — | — | — | — | — | 259 | 259 | 0.02 | < 0.005 | — | 260 |
| Other Asphalt Surfaces | — | — | — | — | — | — | — | — | — | — | — | — | 0.00 | 0.00 | 0.00 | 0.00 | — | 0.00 |
| Total | — | — | — | — | — | — | — | — | — | — | — | — | 259 | 259 | 0.02 | < 0.005 | — | 260 |
| Annual | — | — | — | — | — | — | — | — | — | — | — | — | — | — | — | — | — | — |
| Elementary School | — | — | — | — | — | — | — | — | — | — | — | — | 42.8 | 42.8 | < 0.005 | < 0.005 | — | 43.0 |
| Other Asphalt Surfaces | — | — | — | — | — | — | — | — | — | — | — | — | 0.00 | 0.00 | 0.00 | 0.00 | — | 0.00 |
| Total | — | — | — | — | — | — | — | — | — | — | — | — | 42.8 | 42.8 | < 0.005 | < 0.005 | — | 43.0 |

### 4.2.3. Natural Gas Emissions By Land Use - Unmitigated

Criteria Pollutants (lb/day for daily, ton/yr for annual) and GHGs (lb/day for daily, MT/yr for annual)

| Land Use | TOG | ROG | NOx | CO | SO2 | PM10E | PM10D | PM10T | PM2.5E | PM2.5D | PM2.5T | BCO2 | NBCO2 | CO2T | CH4 | N2O | R | CO2e |
|---|---|---|---|---|---|---|---|---|---|---|---|---|---|---|---|---|---|---|
| Daily, Summer (Max) | — | — | — | — | — | — | — | — | — | — | — | — | — | — | — | — | — | — |
| Elementary School | 0.07 | 0.03 | 0.61 | 0.51 | < 0.005 | 0.05 | — | 0.05 | 0.05 | — | 0.05 | — | 724 | 724 | 0.06 | < 0.005 | — | 726 |
| Other Asphalt Surfaces | 0.00 | 0.00 | 0.00 | 0.00 | 0.00 | 0.00 | — | 0.00 | 0.00 | — | 0.00 | — | 0.00 | 0.00 | 0.00 | 0.00 | — | 0.00 |
| Total | 0.07 | 0.03 | 0.61 | 0.51 | < 0.005 | 0.05 | — | 0.05 | 0.05 | — | 0.05 | — | 724 | 724 | 0.06 | < 0.005 | — | 726 |
| Daily, Winter (Max) | — | — | — | — | — | — | — | — | — | — | — | — | — | — | — | — | — | — |

| | | | | | | | | | | | | | | | | | | |
|---|---|---|---|---|---|---|---|---|---|---|---|---|---|---|---|---|---|---|
| Elementary School | 0.07 | 0.03 | 0.61 | 0.51 | < 0.005 | 0.05 | — | 0.05 | 0.05 | — | 0.05 | — | 724 | 724 | 0.06 | < 0.005 | — | 726 |
| Other Asphalt Surfaces | 0.00 | 0.00 | 0.00 | 0.00 | 0.00 | 0.00 | — | 0.00 | 0.00 | — | 0.00 | — | 0.00 | 0.00 | 0.00 | 0.00 | — | 0.00 |
| Total | 0.07 | 0.03 | 0.61 | 0.51 | < 0.005 | 0.05 | — | 0.05 | 0.05 | — | 0.05 | — | 724 | 724 | 0.06 | < 0.005 | — | 726 |
| Annual | — | — | — | — | — | — | — | — | — | — | — | — | — | — | — | — | — | — |
| Elementary School | 0.01 | 0.01 | 0.11 | 0.09 | < 0.005 | 0.01 | — | 0.01 | 0.01 | — | 0.01 | — | 120 | 120 | 0.01 | < 0.005 | — | 120 |
| Other Asphalt Surfaces | 0.00 | 0.00 | 0.00 | 0.00 | 0.00 | 0.00 | — | 0.00 | 0.00 | — | 0.00 | — | 0.00 | 0.00 | 0.00 | 0.00 | — | 0.00 |
| Total | 0.01 | 0.01 | 0.11 | 0.09 | < 0.005 | 0.01 | — | 0.01 | 0.01 | — | 0.01 | — | 120 | 120 | 0.01 | < 0.005 | — | 120 |

## 4.3. Area Emissions by Source

### 4.3.2. Unmitigated

Criteria Pollutants (lb/day for daily, ton/yr for annual) and GHGs (lb/day for daily, MT/yr for annual)

| Source | TOG | ROG | NOx | CO | SO2 | PM10E | PM10D | PM10T | PM2.5E | PM2.5D | PM2.5T | BCO2 | NBCO2 | CO2T | CH4 | N2O | R | CO2e |
|---|---|---|---|---|---|---|---|---|---|---|---|---|---|---|---|---|---|---|
| Daily, Summer (Max) | — | — | — | — | — | — | — | — | — | — | — | — | — | — | — | — | — | — |
| Consumer Products | — | 1.18 | — | — | — | — | — | — | — | — | — | — | — | — | — | — | — | — |
| Architectural Coatings | — | 0.16 | — | — | — | — | — | — | — | — | — | — | — | — | — | — | — | — |
| Landscape Equipment | 0.43 | 0.39 | 0.02 | 2.39 | < 0.005 | < 0.005 | — | < 0.005 | < 0.005 | — | < 0.005 | — | 9.84 | 9.84 | < 0.005 | < 0.005 | — | 9.87 |

| | | | | | | | | | | | | | | | | | | |
|---|---|---|---|---|---|---|---|---|---|---|---|---|---|---|---|---|---|---|
| Total | 0.43 | 1.74 | 0.02 | 2.39 | < 0.005 | < 0.005 | — | < 0.005 | < 0.005 | — | < 0.005 | — | 9.84 | 9.84 | < 0.005 | < 0.005 | — | 9.87 |
| Daily, Winter (Max) | — | — | — | — | — | — | — | — | — | — | — | — | — | — | — | — | — | — |
| Consumer Products | — | 1.18 | — | — | — | — | — | — | — | — | — | — | — | — | — | — | — | — |
| Architectural Coatings | — | 0.16 | — | — | — | — | — | — | — | — | — | — | — | — | — | — | — | — |
| Total | — | 1.34 | — | — | — | — | — | — | — | — | — | — | — | — | — | — | — | — |
| Annual | — | — | — | — | — | — | — | — | — | — | — | — | — | — | — | — | — | — |
| Consumer Products | — | 0.22 | — | — | — | — | — | — | — | — | — | — | — | — | — | — | — | — |
| Architectural Coatings | — | 0.03 | — | — | — | — | — | — | — | — | — | — | — | — | — | — | — | — |
| Landscape Equipment | 0.04 | 0.04 | < 0.005 | 0.22 | < 0.005 | < 0.005 | — | < 0.005 | < 0.005 | — | < 0.005 | — | 0.80 | 0.80 | < 0.005 | < 0.005 | — | 0.81 |
| Total | 0.04 | 0.28 | < 0.005 | 0.22 | < 0.005 | < 0.005 | — | < 0.005 | < 0.005 | — | < 0.005 | — | 0.80 | 0.80 | < 0.005 | < 0.005 | — | 0.81 |

## 4.4. Water Emissions by Land Use

### 4.4.2. Unmitigated

Criteria Pollutants (lb/day for daily, ton/yr for annual) and GHGs (lb/day for daily, MT/yr for annual)

| Land Use | TOG | ROG | NOx | CO | SO2 | PM10E | PM10D | PM10T | PM2.5E | PM2.5D | PM2.5T | BCO2 | NBCO2 | CO2T | CH4 | N2O | R | CO2e |
|---|---|---|---|---|---|---|---|---|---|---|---|---|---|---|---|---|---|---|
| Daily, Summer (Max) | — | — | — | — | — | — | — | — | — | — | — | — | — | — | — | — | — | — |

| | | | | | | | | | | | | | | | | | | |
|---|---|---|---|---|---|---|---|---|---|---|---|---|---|---|---|---|---|---|
| Element School | — | — | — | — | — | — | — | — | — | — | — | 17.8 | 73.0 | 90.8 | 1.84 | 0.04 | — | 150 |
| Other Asphalt Surfaces | — | — | — | — | — | — | — | — | — | — | — | 0.00 | 0.00 | 0.00 | 0.00 | 0.00 | — | 0.00 |
| Total | — | — | — | — | — | — | — | — | — | — | — | 17.8 | 73.0 | 90.8 | 1.84 | 0.04 | — | 150 |
| Daily, Winter (Max) | — | — | — | — | — | — | — | — | — | — | — | — | — | — | — | — | — | — |
| Elementary School | — | — | — | — | — | — | — | — | — | — | — | 17.8 | 73.0 | 90.8 | 1.84 | 0.04 | — | 150 |
| Other Asphalt Surfaces | — | — | — | — | — | — | — | — | — | — | — | 0.00 | 0.00 | 0.00 | 0.00 | 0.00 | — | 0.00 |
| Total | — | — | — | — | — | — | — | — | — | — | — | 17.8 | 73.0 | 90.8 | 1.84 | 0.04 | — | 150 |
| Annual | — | — | — | — | — | — | — | — | — | — | — | — | — | — | — | — | — | — |
| Elementary School | — | — | — | — | — | — | — | — | — | — | — | 2.95 | 12.1 | 15.0 | 0.30 | 0.01 | — | 24.8 |
| Other Asphalt Surfaces | — | — | — | — | — | — | — | — | — | — | — | 0.00 | 0.00 | 0.00 | 0.00 | 0.00 | — | 0.00 |
| Total | — | — | — | — | — | — | — | — | — | — | — | 2.95 | 12.1 | 15.0 | 0.30 | 0.01 | — | 24.8 |

## 4.5. Waste Emissions by Land Use

### 4.5.2. Unmitigated

Criteria Pollutants (lb/day for daily, ton/yr for annual) and GHGs (lb/day for daily, MT/yr for annual)

| Land Use | TOG | ROG | NOx | CO | SO2 | PM10E | PM10D | PM10T | PM2.5E | PM2.5D | PM2.5T | BCO2 | NBCO2 | CO2T | CH4 | N2O | R | CO2e |
|---|---|---|---|---|---|---|---|---|---|---|---|---|---|---|---|---|---|---|

| | | | | | | | | | | | | | | | | | |
|---|---|---|---|---|---|---|---|---|---|---|---|---|---|---|---|---|---|
| Daily, Summer (Max) | — | — | — | — | — | — | — | — | — | — | — | — | — | — | — | — | — |
| Elementary School | — | — | — | — | — | — | — | — | — | — | — | 225 | 0.00 | 225 | 22.5 | 0.00 | — | 787 |
| Other Asphalt Surfaces | — | — | — | — | — | — | — | — | — | — | — | 0.00 | 0.00 | 0.00 | 0.00 | 0.00 | — | 0.00 |
| Total | — | — | — | — | — | — | — | — | — | — | — | 225 | 0.00 | 225 | 22.5 | 0.00 | — | 787 |
| Daily, Winter (Max) | — | — | — | — | — | — | — | — | — | — | — | — | — | — | — | — | — | — |
| Elementary School | — | — | — | — | — | — | — | — | — | — | — | 225 | 0.00 | 225 | 22.5 | 0.00 | — | 787 |
| Other Asphalt Surfaces | — | — | — | — | — | — | — | — | — | — | — | 0.00 | 0.00 | 0.00 | 0.00 | 0.00 | — | 0.00 |
| Total | — | — | — | — | — | — | — | — | — | — | — | 225 | 0.00 | 225 | 22.5 | 0.00 | — | 787 |
| Annual | — | — | — | — | — | — | — | — | — | — | — | — | — | — | — | — | — | — |
| Elementary School | — | — | — | — | — | — | — | — | — | — | — | 37.2 | 0.00 | 37.2 | 3.72 | 0.00 | — | 130 |
| Other Asphalt Surfaces | — | — | — | — | — | — | — | — | — | — | — | 0.00 | 0.00 | 0.00 | 0.00 | 0.00 | — | 0.00 |
| Total | — | — | — | — | — | — | — | — | — | — | — | 37.2 | 0.00 | 37.2 | 3.72 | 0.00 | — | 130 |

## 4.6. Refrigerant Emissions by Land Use

### 4.6.1. Unmitigated

Criteria Pollutants (lb/day for daily, ton/yr for annual) and GHGs (lb/day for daily, MT/yr for annual)

| Land Use | TOG | ROG | NOx | CO | SO2 | PM10E | PM10D | PM10T | PM2.5E | PM2.5D | PM2.5T | BCO2 | NBCO2 | CO2T | CH4 | N2O | R | CO2e |
|---|---|---|---|---|---|---|---|---|---|---|---|---|---|---|---|---|---|---|
| Daily, Summer (Max) | — | — | — | — | — | — | — | — | — | — | — | — | — | — | — | — | — | — |
| Elementary School | — | — | — | — | — | — | — | — | — | — | — | — | — | — | — | — | 0.21 | 0.21 |
| Total | — | — | — | — | — | — | — | — | — | — | — | — | — | — | — | — | 0.21 | 0.21 |
| Daily, Winter (Max) | — | — | — | — | — | — | — | — | — | — | — | — | — | — | — | — | — | — |
| Elementary School | — | — | — | — | — | — | — | — | — | — | — | — | — | — | — | — | 0.21 | 0.21 |
| Total | — | — | — | — | — | — | — | — | — | — | — | — | — | — | — | — | 0.21 | 0.21 |
| Annual | — | — | — | — | — | — | — | — | — | — | — | — | — | — | — | — | — | — |
| Elementary School | — | — | — | — | — | — | — | — | — | — | — | — | — | — | — | — | 0.04 | 0.04 |
| Total | — | — | — | — | — | — | — | — | — | — | — | — | — | — | — | — | 0.04 | 0.04 |

## 4.7. Offroad Emissions By Equipment Type

### 4.7.1. Unmitigated

Criteria Pollutants (lb/day for daily, ton/yr for annual) and GHGs (lb/day for daily, MT/yr for annual)

| Equipment Type | TOG | ROG | NOx | CO | SO2 | PM10E | PM10D | PM10T | PM2.5E | PM2.5D | PM2.5T | BCO2 | NBCO2 | CO2T | CH4 | N2O | R | CO2e |
|---|---|---|---|---|---|---|---|---|---|---|---|---|---|---|---|---|---|---|
| Daily, Summer (Max) | — | — | — | — | — | — | — | — | — | — | — | — | — | — | — | — | — | — |
| Total | — | — | — | — | — | — | — | — | — | — | — | — | — | — | — | — | — | — |

| | | | | | | | | | | | | | | | | | | |
|---|---|---|---|---|---|---|---|---|---|---|---|---|---|---|---|---|---|---|
| Daily, Winter (Max) | — | — | — | — | — | — | — | — | — | — | — | — | — | — | — | — | — | — |
| Total | — | — | — | — | — | — | — | — | — | — | — | — | — | — | — | — | — | — |
| Annual | — | — | — | — | — | — | — | — | — | — | — | — | — | — | — | — | — | — |
| Total | — | — | — | — | — | — | — | — | — | — | — | — | — | — | — | — | — | — |

## 4.8. Stationary Emissions By Equipment Type

### 4.8.1. Unmitigated

Criteria Pollutants (lb/day for daily, ton/yr for annual) and GHGs (lb/day for daily, MT/yr for annual)

| Equipment Type | TOG | ROG | NOx | CO | SO2 | PM10E | PM10D | PM10T | PM2.5E | PM2.5D | PM2.5T | BCO2 | NBCO2 | CO2T | CH4 | N2O | R | CO2e |
|---|---|---|---|---|---|---|---|---|---|---|---|---|---|---|---|---|---|---|
| Daily, Summer (Max) | — | — | — | — | — | — | — | — | — | — | — | — | — | — | — | — | — | — |
| Total | — | — | — | — | — | — | — | — | — | — | — | — | — | — | — | — | — | — |
| Daily, Winter (Max) | — | — | — | — | — | — | — | — | — | — | — | — | — | — | — | — | — | — |
| Total | — | — | — | — | — | — | — | — | — | — | — | — | — | — | — | — | — | — |
| Annual | — | — | — | — | — | — | — | — | — | — | — | — | — | — | — | — | — | — |
| Total | — | — | — | — | — | — | — | — | — | — | — | — | — | — | — | — | — | — |

## 4.9. User Defined Emissions By Equipment Type

### 4.9.1. Unmitigated

Criteria Pollutants (lb/day for daily, ton/yr for annual) and GHGs (lb/day for daily, MT/yr for annual)

| Equipment Type | TOG | ROG | NOx | CO | SO2 | PM10E | PM10D | PM10T | PM2.5E | PM2.5D | PM2.5T | BCO2 | NBCO2 | CO2T | CH4 | N2O | R | CO2e |
|---|---|---|---|---|---|---|---|---|---|---|---|---|---|---|---|---|---|---|
| Daily, Summer (Max) | — | — | — | — | — | — | — | — | — | — | — | — | — | — | — | — | — | — |
| Total | — | — | — | — | — | — | — | — | — | — | — | — | — | — | — | — | — | — |
| Daily, Winter (Max) | — | — | — | — | — | — | — | — | — | — | — | — | — | — | — | — | — | — |
| Total | — | — | — | — | — | — | — | — | — | — | — | — | — | — | — | — | — | — |
| Annual | — | — | — | — | — | — | — | — | — | — | — | — | — | — | — | — | — | — |
| Total | — | — | — | — | — | — | — | — | — | — | — | — | — | — | — | — | — | — |

## 4.10. Soil Carbon Accumulation By Vegetation Type

### 4.10.1. Soil Carbon Accumulation By Vegetation Type - Unmitigated

Criteria Pollutants (lb/day for daily, ton/yr for annual) and GHGs (lb/day for daily, MT/yr for annual)

| Vegetation | TOG | ROG | NOx | CO | SO2 | PM10E | PM10D | PM10T | PM2.5E | PM2.5D | PM2.5T | BCO2 | NBCO2 | CO2T | CH4 | N2O | R | CO2e |
|---|---|---|---|---|---|---|---|---|---|---|---|---|---|---|---|---|---|---|
| Daily, Summer (Max) | — | — | — | — | — | — | — | — | — | — | — | — | — | — | — | — | — | — |
| Total | — | — | — | — | — | — | — | — | — | — | — | — | — | — | — | — | — | — |
| Daily, Winter (Max) | — | — | — | — | — | — | — | — | — | — | — | — | — | — | — | — | — | — |
| Total | — | — | — | — | — | — | — | — | — | — | — | — | — | — | — | — | — | — |
| Annual | — | — | — | — | — | — | — | — | — | — | — | — | — | — | — | — | — | — |
| Total | — | — | — | — | — | — | — | — | — | — | — | — | — | — | — | — | — | — |

## 4.10.2. Above and Belowground Carbon Accumulation by Land Use Type - Unmitigated

Criteria Pollutants (lb/day for daily, ton/yr for annual) and GHGs (lb/day for daily, MT/yr for annual)

| Land Use | TOG | ROG | NOx | CO | SO2 | PM10E | PM10D | PM10T | PM2.5E | PM2.5D | PM2.5T | BCO2 | NBCO2 | CO2T | CH4 | N2O | R | CO2e |
|---|---|---|---|---|---|---|---|---|---|---|---|---|---|---|---|---|---|---|
| Daily, Summer (Max) | — | — | — | — | — | — | — | — | — | — | — | — | — | — | — | — | — | — |
| Total | — | — | — | — | — | — | — | — | — | — | — | — | — | — | — | — | — | — |
| Daily, Winter (Max) | — | — | — | — | — | — | — | — | — | — | — | — | — | — | — | — | — | — |
| Total | — | — | — | — | — | — | — | — | — | — | — | — | — | — | — | — | — | — |
| Annual | — | — | — | — | — | — | — | — | — | — | — | — | — | — | — | — | — | — |
| Total | — | — | — | — | — | — | — | — | — | — | — | — | — | — | — | — | — | — |

## 4.10.3. Avoided and Sequestered Emissions by Species - Unmitigated

Criteria Pollutants (lb/day for daily, ton/yr for annual) and GHGs (lb/day for daily, MT/yr for annual)

| Species | TOG | ROG | NOx | CO | SO2 | PM10E | PM10D | PM10T | PM2.5E | PM2.5D | PM2.5T | BCO2 | NBCO2 | CO2T | CH4 | N2O | R | CO2e |
|---|---|---|---|---|---|---|---|---|---|---|---|---|---|---|---|---|---|---|
| Daily, Summer (Max) | — | — | — | — | — | — | — | — | — | — | — | — | — | — | — | — | — | — |
| Avoided | — | — | — | — | — | — | — | — | — | — | — | — | — | — | — | — | — | — |
| Subtotal | — | — | — | — | — | — | — | — | — | — | — | — | — | — | — | — | — | — |
| Sequestered | — | — | — | — | — | — | — | — | — | — | — | — | — | — | — | — | — | — |
| Subtotal | — | — | — | — | — | — | — | — | — | — | — | — | — | — | — | — | — | — |
| Removed | — | — | — | — | — | — | — | — | — | — | — | — | — | — | — | — | — | — |
| Subtotal | — | — | — | — | — | — | — | — | — | — | — | — | — | — | — | — | — | — |
| — | — | — | — | — | — | — | — | — | — | — | — | — | — | — | — | — | — | — |

| | | | | | | | | | | | | | | | | | | |
|---|---|---|---|---|---|---|---|---|---|---|---|---|---|---|---|---|---|---|
| Daily, Winter (Max) | — | — | — | — | — | — | — | — | — | — | — | — | — | — | — | — | — | — |
| Avoided | — | — | — | — | — | — | — | — | — | — | — | — | — | — | — | — | — | — |
| Subtotal | — | — | — | — | — | — | — | — | — | — | — | — | — | — | — | — | — | — |
| Sequestered | — | — | — | — | — | — | — | — | — | — | — | — | — | — | — | — | — | — |
| Subtotal | — | — | — | — | — | — | — | — | — | — | — | — | — | — | — | — | — | — |
| Removed | — | — | — | — | — | — | — | — | — | — | — | — | — | — | — | — | — | — |
| Subtotal | — | — | — | — | — | — | — | — | — | — | — | — | — | — | — | — | — | — |
| — | — | — | — | — | — | — | — | — | — | — | — | — | — | — | — | — | — | — |
| Annual | — | — | — | — | — | — | — | — | — | — | — | — | — | — | — | — | — | — |
| Avoided | — | — | — | — | — | — | — | — | — | — | — | — | — | — | — | — | — | — |
| Subtotal | — | — | — | — | — | — | — | — | — | — | — | — | — | — | — | — | — | — |
| Sequestered | — | — | — | — | — | — | — | — | — | — | — | — | — | — | — | — | — | — |
| Subtotal | — | — | — | — | — | — | — | — | — | — | — | — | — | — | — | — | — | — |
| Removed | — | — | — | — | — | — | — | — | — | — | — | — | — | — | — | — | — | — |
| Subtotal | — | — | — | — | — | — | — | — | — | — | — | — | — | — | — | — | — | — |
| — | — | — | — | — | — | — | — | — | — | — | — | — | — | — | — | — | — | — |

# 5. Activity Data

## 5.1. Construction Schedule

| Phase Name | Phase Type | Start Date | End Date | Days Per Week | Work Days per Phase | Phase Description |
|---|---|---|---|---|---|---|
| Demolition | Demolition | 1/1/2025 | 1/29/2025 | 5.00 | 20.0 | — |
| Site Preparation | Site Preparation | 1/30/2025 | 2/13/2025 | 5.00 | 10.0 | — |

| | | | | | | |
|---|---|---|---|---|---|---|
| Grading | Grading | 2/14/2025 | 3/14/2025 | 5.00 | 20.0 | — |
| Building Construction | Building Construction | 3/15/2025 | 1/31/2026 | 5.00 | 230 | — |
| Paving | Paving | 2/1/2026 | 3/1/2026 | 5.00 | 20.0 | — |
| Architectural Coating | Architectural Coating | 3/2/2026 | 3/30/2026 | 5.00 | 20.0 | — |

## 5.2. Off-Road Equipment

### 5.2.1. Unmitigated

| Phase Name | Equipment Type | Fuel Type | Engine Tier | Number per Day | Hours Per Day | Horsepower | Load Factor |
|---|---|---|---|---|---|---|---|
| Demolition | Concrete/Industrial Saws | Diesel | Average | 1.00 | 8.00 | 33.0 | 0.73 |
| Demolition | Excavators | Diesel | Average | 3.00 | 8.00 | 36.0 | 0.38 |
| Demolition | Rubber Tired Dozers | Diesel | Average | 2.00 | 8.00 | 367 | 0.40 |
| Site Preparation | Rubber Tired Dozers | Diesel | Average | 3.00 | 8.00 | 367 | 0.40 |
| Site Preparation | Tractors/Loaders/Backhoes | Diesel | Average | 4.00 | 8.00 | 84.0 | 0.37 |
| Grading | Excavators | Diesel | Average | 1.00 | 8.00 | 36.0 | 0.38 |
| Grading | Graders | Diesel | Average | 1.00 | 8.00 | 148 | 0.41 |
| Grading | Rubber Tired Dozers | Diesel | Average | 1.00 | 8.00 | 367 | 0.40 |
| Grading | Tractors/Loaders/Backhoes | Diesel | Average | 3.00 | 8.00 | 84.0 | 0.37 |
| Building Construction | Cranes | Diesel | Average | 1.00 | 7.00 | 367 | 0.29 |
| Building Construction | Forklifts | Diesel | Average | 3.00 | 8.00 | 82.0 | 0.20 |
| Building Construction | Generator Sets | Diesel | Average | 1.00 | 8.00 | 14.0 | 0.74 |
| Building Construction | Tractors/Loaders/Backhoes | Diesel | Average | 3.00 | 7.00 | 84.0 | 0.37 |
| Building Construction | Welders | Diesel | Average | 1.00 | 8.00 | 46.0 | 0.45 |
| Paving | Pavers | Diesel | Average | 2.00 | 8.00 | 81.0 | 0.42 |
| Paving | Paving Equipment | Diesel | Average | 2.00 | 8.00 | 89.0 | 0.36 |

| | | | | | | | |
|---|---|---|---|---|---|---|---|
| Paving | Rollers | Diesel | Average | 2.00 | 8.00 | 36.0 | 0.38 |
| Architectural Coating | Air Compressors | Diesel | Average | 1.00 | 6.00 | 37.0 | 0.48 |

## 5.3. Construction Vehicles

### 5.3.1. Unmitigated

| Phase Name | Trip Type | One-Way Trips per Day | Miles per Trip | Vehicle Mix |
|---|---|---|---|---|
| Demolition | — | — | — | — |
| Demolition | Worker | 15.0 | 11.7 | LDA,LDT1,LDT2 |
| Demolition | Vendor | — | 8.40 | HHDT,MHDT |
| Demolition | Hauling | 21.3 | 20.0 | HHDT |
| Demolition | Onsite truck | — | — | HHDT |
| Site Preparation | — | — | — | — |
| Site Preparation | Worker | 17.5 | 11.7 | LDA,LDT1,LDT2 |
| Site Preparation | Vendor | — | 8.40 | HHDT,MHDT |
| Site Preparation | Hauling | 0.00 | 20.0 | HHDT |
| Site Preparation | Onsite truck | — | — | HHDT |
| Grading | — | — | — | — |
| Grading | Worker | 15.0 | 11.7 | LDA,LDT1,LDT2 |
| Grading | Vendor | — | 8.40 | HHDT,MHDT |
| Grading | Hauling | 0.00 | 20.0 | HHDT |
| Grading | Onsite truck | — | — | HHDT |
| Building Construction | — | — | — | — |
| Building Construction | Worker | 23.1 | 11.7 | LDA,LDT1,LDT2 |
| Building Construction | Vendor | 9.01 | 8.40 | HHDT,MHDT |
| Building Construction | Hauling | 0.00 | 20.0 | HHDT |
| Building Construction | Onsite truck | — | — | HHDT |

| | | | | |
|---|---|---|---|---|
| Paving | — | — | — | — |
| Paving | Worker | 15.0 | 11.7 | LDA,LDT1,LDT2 |
| Paving | Vendor | — | 8.40 | HHDT,MHDT |
| Paving | Hauling | 0.00 | 20.0 | HHDT |
| Paving | Onsite truck | — | — | HHDT |
| Architectural Coating | — | — | — | — |
| Architectural Coating | Worker | 4.62 | 11.7 | LDA,LDT1,LDT2 |
| Architectural Coating | Vendor | — | 8.40 | HHDT,MHDT |
| Architectural Coating | Hauling | 0.00 | 20.0 | HHDT |
| Architectural Coating | Onsite truck | — | — | HHDT |

## 5.4. Vehicles

### 5.4.1. Construction Vehicle Control Strategies

Non-applicable. No control strategies activated by user.

## 5.5. Architectural Coatings

| Phase Name | Residential Interior Area Coated (sq ft) | Residential Exterior Area Coated (sq ft) | Non-Residential Interior Area Coated (sq ft) | Non-Residential Exterior Area Coated (sq ft) | Parking Area Coated (sq ft) |
|---|---|---|---|---|---|
| Architectural Coating | 0.00 | 0.00 | 82,500 | 27,500 | 3,180 |

## 5.6. Dust Mitigation

### 5.6.1. Construction Earthmoving Activities

| Phase Name | Material Imported (Ton of Debris) | Material Exported (Ton of Debris) | Acres Graded (acres) | Material Demolished (Building Square Footage) | Acres Paved (acres) |
|---|---|---|---|---|---|
| Demolition | 0.00 | 0.00 | 0.00 | 37,000 | — |
| Site Preparation | 0.00 | 0.00 | 15.0 | 0.00 | — |
| Grading | 0.00 | 0.00 | 20.0 | 0.00 | — |

| | | | | | |
|---|---|---|---|---|---|
| Paving | 0.00 | 0.00 | 0.00 | 0.00 | 2.89 |

### 5.6.2. Construction Earthmoving Control Strategies

| Control Strategies Applied | Frequency (per day) | PM10 Reduction | PM2.5 Reduction |
|---|---|---|---|
| Water Exposed Area | 2 | 61% | 61% |

## 5.7. Construction Paving

| Land Use | Area Paved (acres) | % Asphalt |
|---|---|---|
| Elementary School | 1.68 | 0% |
| Other Asphalt Surfaces | 1.22 | 100% |

## 5.8. Construction Electricity Consumption and Emissions Factors

kWh per Year and Emission Factor (lb/MWh)

| Year | kWh per Year | CO2 | CH4 | N2O |
|---|---|---|---|---|
| 2025 | 0.00 | 387 | 0.03 | < 0.005 |
| 2026 | 0.00 | 387 | 0.03 | < 0.005 |

## 5.9. Operational Mobile Sources

### 5.9.1. Unmitigated

| Land Use Type | Trips/Weekday | Trips/Saturday | Trips/Sunday | Trips/Year | VMT/Weekday | VMT/Saturday | VMT/Sunday | VMT/Year |
|---|---|---|---|---|---|---|---|---|
| Elementary School | 6,266 | 0.00 | 0.00 | 1,633,615 | 41,976 | 0.00 | 0.00 | 10,943,716 |
| Other Asphalt Surfaces | 0.00 | 0.00 | 0.00 | 0.00 | 0.00 | 0.00 | 0.00 | 0.00 |

## 5.10. Operational Area Sources

### 5.10.1. Hearths

#### 5.10.1.1. Unmitigated

### 5.10.2. Architectural Coatings

| Residential Interior Area Coated (sq ft) | Residential Exterior Area Coated (sq ft) | Non-Residential Interior Area Coated (sq ft) | Non-Residential Exterior Area Coated (sq ft) | Parking Area Coated (sq ft) |
|---|---|---|---|---|
| 0 | 0.00 | 82,500 | 27,500 | 3,180 |

### 5.10.3. Landscape Equipment

| Season | Unit | Value |
|---|---|---|
| Snow Days | day/yr | 0.00 |
| Summer Days | day/yr | 180 |

## 5.11. Operational Energy Consumption

### 5.11.1. Unmitigated

Electricity (kWh/yr) and CO2 and CH4 and N2O and Natural Gas (kBTU/yr)

| Land Use | Electricity (kWh/yr) | CO2 | CH4 | N2O | Natural Gas (kBTU/yr) |
|---|---|---|---|---|---|
| Elementary School | 244,059 | 387 | 0.0330 | 0.0040 | 2,258,348 |
| Other Asphalt Surfaces | 0.00 | 387 | 0.0330 | 0.0040 | 0.00 |

## 5.12. Operational Water and Wastewater Consumption

### 5.12.1. Unmitigated

| Land Use | Indoor Water (gal/year) | Outdoor Water (gal/year) |
|---|---|---|
| Elementary School | 9,308,010 | 1,742,540 |

| | | |
|---|---|---|
| Other Asphalt Surfaces | 0.00 | 0.00 |

## 5.13. Operational Waste Generation

### 5.13.1. Unmitigated

| Land Use | Waste (ton/year) | Cogeneration (kWh/year) |
|---|---|---|
| Elementary School | 417 | — |
| Other Asphalt Surfaces | 0.00 | — |

## 5.14. Operational Refrigeration and Air Conditioning Equipment

### 5.14.1. Unmitigated

| Land Use Type | Equipment Type | Refrigerant | GWP | Quantity (kg) | Operations Leak Rate | Service Leak Rate | Times Serviced |
|---|---|---|---|---|---|---|---|
| Elementary School | Household refrigerators and/or freezers | R-134a | 1,430 | 0.02 | 0.60 | 0.00 | 1.00 |
| Elementary School | Other commercial A/C and heat pumps | R-410A | 2,088 | < 0.005 | 4.00 | 4.00 | 18.0 |
| Elementary School | Stand-alone retail refrigerators and freezers | R-134a | 1,430 | < 0.005 | 1.00 | 0.00 | 1.00 |
| Elementary School | Walk-in refrigerators and freezers | R-404A | 3,922 | < 0.005 | 7.50 | 7.50 | 20.0 |

## 5.15. Operational Off-Road Equipment

### 5.15.1. Unmitigated

| Equipment Type | Fuel Type | Engine Tier | Number per Day | Hours Per Day | Horsepower | Load Factor |
|---|---|---|---|---|---|---|

## 5.16. Stationary Sources

### 5.16.1. Emergency Generators and Fire Pumps

| Equipment Type | Fuel Type | Number per Day | Hours per Day | Hours per Year | Horsepower | Load Factor |
|---|---|---|---|---|---|---|

### 5.16.2. Process Boilers

| Equipment Type | Fuel Type | Number | Boiler Rating (MMBtu/hr) | Daily Heat Input (MMBtu/day) | Annual Heat Input (MMBtu/yr) |
|---|---|---|---|---|---|

## 5.17. User Defined

| Equipment Type | Fuel Type |
|---|---|
| — | — |

## 5.18. Vegetation

### 5.18.1. Land Use Change

#### 5.18.1.1. Unmitigated

| Vegetation Land Use Type | Vegetation Soil Type | Initial Acres | Final Acres |
|---|---|---|---|

### 5.18.1. Biomass Cover Type

#### 5.18.1.1. Unmitigated

| Biomass Cover Type | Initial Acres | Final Acres |
|---|---|---|

### 5.18.2. Sequestration

#### 5.18.2.1. Unmitigated

| Tree Type | Number | Electricity Saved (kWh/year) | Natural Gas Saved (btu/year) |
|---|---|---|---|

# 6. Climate Risk Detailed Report

## 6.1. Climate Risk Summary

Cal-Adapt midcentury 2040–2059 average projections for four hazards are reported below for your project location. These are under Representation Concentration Pathway (RCP) 8.5 which assumes GHG emissions will continue to rise strongly through 2050 and then plateau around 2100.

| Climate Hazard | Result for Project Location | Unit |
|---|---|---|
| Temperature and Extreme Heat | 11.8 | annual days of extreme heat |
| Extreme Precipitation | 2.65 | annual days with precipitation above 20 mm |
| Sea Level Rise | 0.00 | meters of inundation depth |
| Wildfire | 0.00 | annual hectares burned |

Temperature and Extreme Heat data are for grid cell in which your project are located. The projection is based on the 98th historical percentile of daily maximum/minimum temperatures from observed historical data (32 climate model ensemble from Cal-Adapt, 2040–2059 average under RCP 8.5). Each grid cell is 6 kilometers (km) by 6 km, or 3.7 miles (mi) by 3.7 mi.
Extreme Precipitation data are for the grid cell in which your project are located. The threshold of 20 mm is equivalent to about ¾ an inch of rain, which would be light to moderate rainfall if received over a full day or heavy rain if received over a period of 2 to 4 hours. Each grid cell is 6 kilometers (km) by 6 km, or 3.7 miles (mi) by 3.7 mi.
Sea Level Rise data are for the grid cell in which your project are located. The projections are from Radke et al. (2017), as reported in Cal-Adapt (2040–2059 average under RCP 8.5), and consider different increments of sea level rise coupled with extreme storm events. Users may select from four model simulations to view the range in potential inundation depth for the grid cell. The four simulations make different assumptions about expected rainfall and temperature are: Warmer/drier (HadGEM2-ES), Cooler/wetter (CNRM-CM5), Average conditions (CanESM2), Range of different rainfall and temperature possibilities (MIROC5). Each grid cell is 50 meters (m) by 50 m, or about 164 feet (ft) by 164 ft.
Wildfire data are for the grid cell in which your project are located. The projections are from UC Davis, as reported in Cal-Adapt (2040–2059 average under RCP 8.5), and consider historical data of climate, vegetation, population density, and large (> 400 ha) fire history. Users may select from four model simulations to view the range in potential wildfire probabilities for the grid cell. The four simulations make different assumptions about expected rainfall and temperature are: Warmer/drier (HadGEM2-ES), Cooler/wetter (CNRM-CM5), Average conditions (CanESM2), Range of different rainfall and temperature possibilities (MIROC5). Each grid cell is 6 kilometers (km) by 6 km, or 3.7 miles (mi) by 3.7 mi.

## 6.2. Initial Climate Risk Scores

| Climate Hazard | Exposure Score | Sensitivity Score | Adaptive Capacity Score | Vulnerability Score |
|---|---|---|---|---|
| Temperature and Extreme Heat | N/A | N/A | N/A | N/A |
| Extreme Precipitation | 1 | 0 | 0 | N/A |
| Sea Level Rise | 1 | 0 | 0 | N/A |

| | | | | |
|---|---|---|---|---|
| Wildfire | 1 | 0 | 0 | N/A |
| Flooding | N/A | N/A | N/A | N/A |
| Drought | N/A | N/A | N/A | N/A |
| Snowpack Reduction | N/A | N/A | N/A | N/A |
| Air Quality Degradation | 0 | 0 | 0 | N/A |

The sensitivity score reflects the extent to which a project would be adversely affected by exposure to a climate hazard. Exposure is rated on a scale of 1 to 5, with a score of 5 representing the greatest exposure.
The adaptive capacity of a project refers to its ability to manage and reduce vulnerabilities from projected climate hazards. Adaptive capacity is rated on a scale of 1 to 5, with a score of 5 representing the greatest ability to adapt.
The overall vulnerability scores are calculated based on the potential impacts and adaptive capacity assessments for each hazard. Scores do not include implementation of climate risk reduction measures.

## 6.3. Adjusted Climate Risk Scores

| Climate Hazard | Exposure Score | Sensitivity Score | Adaptive Capacity Score | Vulnerability Score |
|---|---|---|---|---|
| Temperature and Extreme Heat | N/A | N/A | N/A | N/A |
| Extreme Precipitation | 1 | 1 | 1 | 2 |
| Sea Level Rise | 1 | 1 | 1 | 2 |
| Wildfire | 1 | 1 | 1 | 2 |
| Flooding | N/A | N/A | N/A | N/A |
| Drought | N/A | N/A | N/A | N/A |
| Snowpack Reduction | N/A | N/A | N/A | N/A |
| Air Quality Degradation | 1 | 1 | 1 | 2 |

The sensitivity score reflects the extent to which a project would be adversely affected by exposure to a climate hazard. Exposure is rated on a scale of 1 to 5, with a score of 5 representing the greatest exposure.
The adaptive capacity of a project refers to its ability to manage and reduce vulnerabilities from projected climate hazards. Adaptive capacity is rated on a scale of 1 to 5, with a score of 5 representing the greatest ability to adapt.
The overall vulnerability scores are calculated based on the potential impacts and adaptive capacity assessments for each hazard. Scores include implementation of climate risk reduction measures.

## 6.4. Climate Risk Reduction Measures

# 7. Health and Equity Details

## 7.1. CalEnviroScreen 4.0 Scores

The maximum CalEnviroScreen score is 100. A high score (i.e., greater than 50) reflects a higher pollution burden compared to other census tracts in the state.

| Indicator | Result for Project Census Tract |
|---|---|
| Exposure Indicators | — |
| AQ-Ozone | 20.8 |
| AQ-PM | 22.0 |
| AQ-DPM | 48.5 |
| Drinking Water | 49.2 |
| Lead Risk Housing | 46.1 |
| Pesticides | 0.00 |
| Toxic Releases | 37.3 |
| Traffic | 52.4 |
| Effect Indicators | — |
| CleanUp Sites | 34.2 |
| Groundwater | 72.9 |
| Haz Waste Facilities/Generators | 61.6 |
| Impaired Water Bodies | 0.00 |
| Solid Waste | 0.00 |
| Sensitive Population | — |
| Asthma | 11.3 |
| Cardio-vascular | 11.7 |
| Low Birth Weights | 45.1 |
| Socioeconomic Factor Indicators | — |
| Education | 21.4 |
| Housing | 34.8 |
| Linguistic | 73.1 |
| Poverty | 16.0 |

| | |
|---|---|
| Unemployment | 25.2 |

## 7.2. Healthy Places Index Scores

The maximum Health Places Index score is 100. A high score (i.e., greater than 50) reflects healthier community conditions compared to other census tracts in the state.

| Indicator | Result for Project Census Tract |
|---|---|
| Economic | — |
| Above Poverty | 78.40369562 |
| Employed | 67.22699859 |
| Median HI | 74.96471192 |
| Education | — |
| Bachelor's or higher | 72.1416656 |
| High school enrollment | 100 |
| Preschool enrollment | 42.01206211 |
| Transportation | — |
| Auto Access | 19.3763634 |
| Active commuting | 57.20518414 |
| Social | — |
| 2-parent households | 43.21827281 |
| Voting | 89.23392788 |
| Neighborhood | — |
| Alcohol availability | 23.40562043 |
| Park access | 59.29680482 |
| Retail density | 84.52457334 |
| Supermarket access | 48.77454125 |
| Tree canopy | 72.53945849 |
| Housing | — |
| Homeownership | 31.0278455 |

| | |
|---|---|
| Housing habitability | 41.70409342 |
| Low-inc homeowner severe housing cost burden | 95.21365328 |
| Low-inc renter severe housing cost burden | 29.12870525 |
| Uncrowded housing | 66.9190299 |
| Health Outcomes | — |
| Insured adults | 79.94353907 |
| Arthritis | 21.6 |
| Asthma ER Admissions | 70.3 |
| High Blood Pressure | 25.1 |
| Cancer (excluding skin) | 11.3 |
| Asthma | 72.9 |
| Coronary Heart Disease | 19.3 |
| Chronic Obstructive Pulmonary Disease | 50.7 |
| Diagnosed Diabetes | 64.3 |
| Life Expectancy at Birth | 62.3 |
| Cognitively Disabled | 41.3 |
| Physically  Disabled | 26.6 |
| Heart Attack ER Admissions | 57.4 |
| Mental Health Not Good | 77.2 |
| Chronic Kidney Disease | 35.4 |
| Obesity | 80.7 |
| Pedestrian Injuries | 19.6 |
| Physical Health Not Good | 66.1 |
| Stroke | 34.3 |
| Health Risk Behaviors | — |
| Binge Drinking | 81.4 |
| Current Smoker | 79.5 |

| | |
|---|---|
| No Leisure Time for Physical Activity | 64.5 |
| Climate Change Exposures | — |
| Wildfire Risk | 0.0 |
| SLR Inundation Area | 0.0 |
| Children | 10.0 |
| Elderly | 35.8 |
| English Speaking | 57.4 |
| Foreign-born | 54.6 |
| Outdoor Workers | 62.3 |
| Climate Change Adaptive Capacity | — |
| Impervious Surface Cover | 46.3 |
| Traffic Density | 40.5 |
| Traffic Access | 60.7 |
| Other Indices | — |
| Hardship | 25.7 |
| Other Decision Support | — |
| 2016 Voting | 82.5 |

## 7.3. Overall Health & Equity Scores

| Metric | Result for Project Census Tract |
|---|---|
| CalEnviroScreen 4.0 Score for Project Location (a) | 19.0 |
| Healthy Places Index Score for Project Location (b) | 69.0 |
| Project Located in a Designated Disadvantaged Community (Senate Bill 535) | No |
| Project Located in a Low-Income Community (Assembly Bill 1550) | No |
| Project Located in a Community Air Protection Program Community (Assembly Bill 617) | No |

a: The maximum CalEnviroScreen score is 100. A high score (i.e., greater than 50) reflects a higher pollution burden compared to other census tracts in the state.
b: The maximum Health Places Index score is 100. A high score (i.e., greater than 50) reflects healthier community conditions compared to other census tracts in the state.

## 7.4. Health & Equity Measures

No Health & Equity Measures selected.

## 7.5. Evaluation Scorecard

Health & Equity Evaluation Scorecard not completed.

## 7.6. Health & Equity Custom Measures

No Health & Equity Custom Measures created.

# 8. User Changes to Default Data

| Screen | Justification |
|---|---|
| Land Use | Updated building square feet to reflect total square footage of proposed buildings |
| Construction: Paving | Updated Elementary School Paved Area to reflect master plan diagram received 2/24/23. |

# Appendix B:  Draft Tree Inventory

# DRAFT Tree Inventory Report

## Westwood Elementary School
**Santa Clara, CA**

**PREPARED FOR**
**Verde Design, Inc.**
**2455 The Alameda, Suite 200**
**Santa Clara, CA 95050**

**PREPARED BY:**
**HortScience | Bartlett Consulting**
**325 Ray St.**
**Pleasanton, CA 94566**

**November 2018**

HORT SCIENCE
BARTLETT CONSULTING
A Division of The I.A. Bartlett Tree Expert Company

# DARFT Tree Inventory Report
# Westwood Elementary School
## Santa Clara, CA

## Table of Contents


| | Page |
|---|---|
| Introduction and Overview | 1 |
| Tree Assessment Methods | 1 |
| Description of Trees | 2 |
| Suitability for Preservation | 5 |
| Estimated Value of Trees | 6 |
| Maintenance Recommendations | 10 |
| Preliminary Tree Preservation Guidelines | 12 |


## List of Tables


| | |
|---|---|
| Table 1. Tree condition and frequency of occurrence | 3 |
| Table 2. Tree suitability for preservation | 6 |
| Table 3. Estimated value of trees | 7 |
| Table 4. Tree Maintenance Recommendations | 11 |


## Exhibits


***Tree Assessment Form***

***Tree Assessment Map***

# DRAFT Tree Inventory Report
# Westwood Elementary School
## Santa Clara, CA

### *Introduction and Overview*

In preparation for upgrades to Santa Clara School District (SCSD) facilities, Verde Design, Inc. is working with contractors to inventory assets on all of Santa Clara's facilities, including the trees. HortScience | Bartlett Consulting (Divisions of the F. A. Bartlett Tree Expert Co.) was asked to prepare a **Tree Inventory Report** for the Westwood Elementary School to help in the design and planning stages of the upcoming renovations. Once grading, drainage, utility and construction plans are prepared, specific tree impacts can be assessed, and a complete **Arborist Report** prepared.

This report provides the following information:

1. Assessment of the health and structural condition of the trees within and adjacent to Westwood Elementary School based on a visual inspection from the ground.
2. Evaluation of the suitability for preservation of each tree.
3. Tree management recommendations.
4. Preliminary guidelines for tree preservation during the design, construction and maintenance phases of development.

### *Tree Assessment Methods*

Trees were assessed in November 2018 and included tag #'s 957-1129. The assessment included all trees measuring 4" and greater in diameter, located within and adjacent to the proposed project area. Off-site trees with canopies extending over the property line were included in the assessment. The assessment procedure consisted of the following steps:

1. Identifying the tree as to species;
2. Tagging each tree with an identifying number and recording its location on a map;
3. Measuring the trunk diameter at a point 48" above grade;
4. Evaluating the health and structural condition using a scale of 0 – 5:
   - ***5*** - A healthy, vigorous tree, reasonably free of signs and symptoms of disease, with good structure and form typical of the species.
   - ***4*** - Tree with slight decline in vigor, small amount of twig dieback, minor structural defects that could be corrected.
   - ***3*** - Tree with moderate vigor, moderate twig and small branch dieback, thinning of crown, poor leaf color, moderate structural defects that might be mitigated with regular care.
   - ***2*** - Tree in decline, epicormic growth, extensive dieback of medium to large branches, significant structural defects that cannot be abated.
   - ***1*** - Tree in severe decline, dieback of scaffold branches and/or trunk; most of foliage from epicormics; extensive structural defects that cannot be abated.
   - ***0*** – Dead.
5. Rating the suitability for preservation as "high", "moderate" or "low". Suitability for preservation considers the health, age and structural condition of the tree, and its potential to remain an asset to the site for years to come.
   - ***High***: Trees with good health and structural stability that have the potential for longevity at the site.
   - ***Moderate***: Trees with somewhat declining health and/or structural defects that can be abated with treatment. The tree will require more intense management and monitoring, and may have shorter life span than those in 'high' category.
   - ***Low***: Tree in poor health or with significant structural defects that cannot be mitigated. Tree is expected to continue to decline, regardless of treatment. The species or individual may have characteristics that are undesirable for landscapes and generally are unsuited for use areas.

## *Description of Trees*

One hundred and seventy-three (173) trees representing 22 species were evaluated (Table 1, following page). Descriptions of each tree are found in the ***Tree Assessment Form*** and approximate locations are plotted on the ***Tree Assessment Map*** (see Exhibits).

Coat redwood, with 112 trees dominated Westwood elementary's landscape. Seventeen (17) were located in the northwest corner of the site, adjacent to Saratoga Ave., and the remaining 93 had been planted in a double row along the northern property boundary. These were young to mature in form and development, with trunk diameters between 6" and 44" and an average of 22". They formed a solid screen between the grass playfield and the adjacent residences to the north (**Photo 1**). Seventy-nine (79) of the trees were in fair condition, 24 were in good and 9 in poor. Most of those in the double row had been topped at some point in the past, and the majority showed some amount of twig and branch dieback associated with drought stress.



**Photo 1**: Looking northwest at the southern row of coast redwoods. The majority of the trees were in fair condition as a result of having been topped at some point in the past. The majority had also recovered from the topping, producing a new crown that was well attached.

Sixteen (16) coast live oak had been planted in clusters of 4-6 trees the northwest corner of the site. They were young to mature (11" to 30" in trunk diameter) and in good (14 trees) to fair (2 trees) condition. Since they had been planted in clusters, they competed for light and several had leans or one-sided crowns.

Seven (7) Modesto ashes were assessed. They had been planted in a group in the courtyard between the administration and classroom buildings on the southern end of the school. Modesto ash were all mature and condition was primarily fair (5 trees), with 2 in good condition. They had all displaced the adjacent asphalt by 1" to 3".

**Table 1. Condition ratings and frequency of occurrence of trees Westwood Elementary School, Santa Clara CA**

| Common Name | Scientific Name | Condition Rating | | | No. of Trees |
|---|---|---|---|---|---|
| | | Poor (1-2) | Fair (3) | Good (4) | |
| Japanese maple | *Acer palmatum* | - | - | 2 | **2** |
| Incense cedar | *Calocedrus decurrens* | - | 1 | - | **1** |
| Modesto ash | *Fraxinus velutina* 'Modesto' | - | 5 | 2 | **7** |
| Honey locust | *Gleditsia triacanthos* | - | 1 | 1 | **2** |
| Hollywood juniper | *Juniperus chinensis* 'Kaizuka' | - | 2 | - | **2** |
| Crape myrtle | *Lagerstroemia indica* | - | - | 1 | **1** |
| Southern magnolia | *Magnolia grandiflora* | - | 2 | - | **2** |
| Mayten | *Maytenus boaria* | - | 2 | 1 | **3** |
| White mulberry | *Morus alba* | - | 2 | - | **2** |
| Olive | *Olea europaea* | - | - | 1 | **1** |
| Canary Island pine | *Pinus canariensis* | - | 1 | 5 | **6** |
| Coulter pine | *Pinus coulteri* | - | 2 | - | **2** |
| Italian stone pine | *Pinus pinea* | - | 2 | 1 | **3** |
| Monterey pine | *Pinus radiata* | - | 1 | - | **1** |
| Chinese pistache | *Pistacia chinensis* | - | - | 2 | **2** |
| Japanese flowering cherry | *Prunus serrulata* | - | 1 | - | **1** |
| Coast live oak | *Quercus agrifolia* | - | 2 | 14 | **16** |
| Holly oak | *Quercus ilex* | - | - | 1 | **1** |
| Valley oak | *Quercus lobata* | - | - | 3 | **3** |
| Coast redwood | *Sequoia sempervirens* | 9 | 79 | 24 | **112** |
| California bay | *Umbellularia californica* | - | 2 | 1 | **3** |
| | | **9** | **105** | **59** | **173** |
| | | 5% | 61% | 34% | 100% |

Six (6) Canary Island pines were growing in a group, just east of the parking lot on Saratoga Ave. (**Photo 2**). They were mature, with trunk diameters from 22 to 29” and had been planted in close proximity to one another and were crowding each other. The competition between them for light had produced one-sided and leaning forms. Five (5) were in good condition and #964 was in fair.

Three (3) California bay laurels had been planted in the northwest corner of the site, with #1008 and 1012 adjacent to Saratoga Avenue. Trees #997 and 1008 were mature and multi-stemmed (stems ranged from 10” to 24” in diameter) and #1012 was semi-mature (13” in diameter). Calif. bay #1008 was in good condition and #977 and 1012 were in fair condition with moderate dieback in the crowns.



**Photo 2**: Looking north at Canary Island pines #962-967. The trees had upright forms but one-sided crowns as a result of competition between them.

Three (3) valley oaks had been planted in the northwest corner of the site. These were all semi-mature (16" to 17" in diameter) and in good condition. Again, close spacing between the trees had produced one-sided crowns.

Three (3) Italian stone pines had been planted between the classroom buildings on the north half of the site. All 3 were mature in form and is typical of the species, all had developed long, heavy lateral limbs. Two (2) were in fair condition and #972 was in good.

Three (3) maytens were assessed, with 2 along the eastern boundary and #1034 located in the courtyard just north of the administration building. Trees #1023 and 1034 were in fair condition, with small crowns and #1024 was in good condition.

The remaining 20 trees were represented by the following:

- 2 Chinese pistache, both of which were in good condition. Chinese pistache #961, located just north of the main parking lot was the largest Chinese pistache I have seen at 23" in trunk diameter.
- 2 coulter pines, both were located in the northwest corner of the site and were in fair condition.
- 2 white mulberries were growing in the southeast corner of the site. They were mature and in fair condition. Both had significant surface roots and #1035 had displaced the adjacent hardscape by 4".
- 2 Southern magnolias had been planted in islands in the southern parking lot. Both were semi-mature and in fair condition, with sparse crowns for the species.
- 2 Hollywood junipers had been planted in an island in the northern parking lot. They were in fair condition.
- 2 honey locusts were growing in the courtyard between the classrooms. They were semi-mature and #968 was in good condition and #969 was in poor.
- 2 Japanese maples: Both were young and in good condition.
- One (1) each of the following: holly oak, Japanese flowering cherry, Monterey pine, olive, crape myrtle and incense cedar.

Overall, 105 trees were in fair condition (61% of the total population), 59 were in good (34%) and 9 were in poor condition (5%).

The City of Santa Clara's criteria for *Protected* tree status is established in General Plan Conservation Policy 5.10.1-P4, "Protect all healthy cedars, redwoods, oaks, olives, bay laurel and pepper trees of any size, and all other trees over 36 inches in circumference (12 inches in diameter) measured at 48 inches above-grade on private and public property as well as in the public right-of-way." In total, 170 of the trees met the criteria to be considered *Protected*. *Protected* trees are identified in the ***Tree Assessment Form***.

## *Suitability for Preservation*

Before evaluating the impacts that will occur during development, it is important to consider the quality of the tree resource itself, and the potential for individual trees to function well over an extended length of time. Trees that are preserved on development sites must be carefully selected to make sure that they may survive development impacts, adapt to a new environment and perform well in the landscape.

Our goal is to identify trees that have the potential for long-term health, structural stability and longevity. For trees growing in open fields, away from areas where people and property are present, structural defects and/or poor health presents a low risk of damage or injury if they fail. However, we must be concerned about safety in use areas. Therefore, where development encroaches into existing plantings, we must consider their structural stability as well as their potential to grow and thrive in a new environment. Where development will not occur, the normal life cycles of decline, structural failure and death should be allowed to continue.

Evaluation of suitability for preservation considers several factors:

- **Tree health**
  Healthy, vigorous trees are better able to tolerate impacts such as root injury, demolition of existing structures, changes in soil grade and moisture, and soil compaction than are non-vigorous trees.

- **Structural integrity**
  Trees with significant amounts of wood decay and other structural defects that cannot be corrected are likely to fail. Such trees should not be preserved in areas where damage to people or property is likely. Honey locust #969 is an example of such a tree.

- **Species response**
  There is a wide variation in the response of individual species to construction impacts and changes in the environment. For instance, coast redwood and coast live oak are more tolerant of construction impacts than are Calif. bay or valley oak.

- **Tree age and longevity**
  Old trees, while having significant emotional and aesthetic appeal, have limited physiological capacity to adjust to an altered environment. Young trees are better able to generate new tissue and respond to change.

- **Species invasiveness**
  Species that spread across a site and displace desired vegetation are not always appropriate for retention. This is particularly true when indigenous species are displaced. The California Invasive Plant Inventory Database (http://www.cal-ipc.org/paf/) lists species identified as being invasive. Santa Clara is part of the Central West Floristic Province. Olive was the only species assessed at Westwood Elementary that is listed as being invasive. It is listed as having 'Limited' invasiveness.

Each tree was rated for suitability for preservation based upon its age, health, structural condition and ability to safely coexist within a development environment (see ***Tree Assessment Forms*** in Exhibits. Table 2, following page, provides a summary of suitability ratings.

We consider trees with high suitability for preservation to be the best candidates for preservation. We do not recommend retention of trees with low suitability for preservation in areas where people or property will be present. Retention of trees with moderate suitability for preservation depends upon the intensity of proposed site changes.

**Table 2: Tree suitability for preservation**
**Westwood Elementary School, Santa Clara CA**

| | |
|---|---|
| **High** | These are trees with good health and structural stability that have the potential for longevity at the site. Eleven (11) trees were considered highly suitable for preservation, including; 6 coast live oaks, Chinese pistache #961, honey locust #968, Japanese maple #975, olive #1021 and crape myrtle #1033. |
| **Moderate** | Trees in this category have fair health and/or structural defects that may be abated with treatment. Trees in this category require more intense management and monitoring, and may have shorter life-spans than those in the "high" category. One hundred and thirty-five (135) trees had moderate suitability for preservation, including; 90 coast redwoods, 9 coast live oaks, 6 Modesto ash, 6 Canary Island pines, 3 valley oaks, 3 maytens, 3 Italian stone pines, 3 Calif. bay laurels, 2 white mulberries, 2 Southern magnolias, 2 Hollywood junipers and 1 each of Chinese pistache, Japanese maple, holly oak, incense cedar, Japanese flowering cherry and Monterey pine. |
| **Low** | Trees in this category are in poor health or have significant defects in structure that cannot be abated with treatment. These trees can be expected to decline regardless of management. The species or individual tree may possess either characteristics that are undesirable in landscape settings or be unsuited for use areas. Twenty-seven trees were identified as having low suitability for preservation, including 22 coast redwoods, 2 coulter pines, honey locust #969, coast live oak #1016 and Modesto ash #1028. |

## *Estimated Value of Trees*

The City of Santa Clara asked that the value of all trees assessed at their facilities be established. To accomplish this, I used the standard methods found in *Guide for Plant Appraisal*, 9th edition (published in 2000 by the International Society of Arboriculture, Champaign IL). In addition, I referred to *Species Classification and Group Assignment* (2004), a publication of the Western Chapter of the International Society of Arboriculture. These two documents outline the methods employed in tree appraisal.

The value of landscape trees is based upon four factors: size, species, condition and location. Size is measured as trunk diameter, normally 54" above grade. The species factor considers the adaptability and appropriateness of the plant in the East Bay area. The *Species Classification and Group Assignmen*t lists recommended species ratings and evaluations. Condition reflects the health and structural integrity of the individual, as noted in the ***Tree Assessment Form***. Location considers the site, placement and contribution of the tree in its surrounding landscape. In this case, the trees are located in a desirable residential neighborhood of Santa Clara.

The appraised value of the 173 trees assessed at Westwood Elementary was $936,300 (Table 3, following page).

**Table 3: Estimated value of trees**
**Westwood Elementary School, Santa Clara CA**

| Tree No. | Species | Trunk diameter (in.) | Protected | Estimated value ($) |
|---|---|---|---|---|
| 957 | Southern magnolia | 15 | Yes | 2,450 |
| 958 | Southern magnolia | 14 | Yes | 2,150 |
| 959 | Coast redwood | 28 | Yes | 10,200 |
| 960 | Coast redwood | 19 | Yes | 4,750 |
| 961 | Chinese pistache | 23 | Yes | 11,300 |
| 962 | Canary Island pine | 26 | Yes | 10,950 |
| 963 | Canary Island pine | 28 | Yes | 12,700 |
| 964 | Canary Island pine | 27 | Yes | 8,450 |
| 965 | Canary Island pine | 22 | Yes | 7,900 |
| 966 | Canary Island pine | 26 | Yes | 10,950 |
| 967 | Canary Island pine | 29 | Yes | 13,650 |
| 968 | Honey locust | 13 | Yes | 2,450 |
| 969 | Honey locust | 17 | Yes | 2,950 |
| 970 | Hollywood juniper | 9,9 | Yes | 900 |
| 971 | Hollywood juniper | 10,7,5 | Yes | 1,000 |
| 972 | Italian stone pine | 30 | Yes | 9,100 |
| 973 | Italian stone pine | 27 | Yes | 5,200 |
| 974 | Italian stone pine | 27,17 | Yes | 7,350 |
| 975 | Japanese maple | 7 | No | 1,200 |
| 976 | Japanese maple | 7,5 | Yes | 1,400 |
| 977 | California bay | 19,16,14,10 | Yes | 13,900 |
| 978 | Coast live oak | 20 | Yes | 6,500 |
| 979 | Coast live oak | 22 | Yes | 7,900 |
| 980 | Coast live oak | 22,17 | Yes | 12,550 |
| 981 | Coast live oak | 30 | Yes | 14,600 |
| 982 | Coast live oak | 20 | Yes | 6,500 |
| 983 | Coast live oak | 20 | Yes | 6,500 |
| 984 | Valley oak | 16 | Yes | 7,050 |
| 985 | Valley oak | 16 | Yes | 7,050 |
| 986 | Monterey pine | 27 | Yes | 2,250 |
| 987 | Coast redwood | 25 | Yes | 5,800 |
| 988 | Coast redwood | 10 | Yes | 600 |
| 989 | Coast redwood | 16 | Yes | 2,400 |
| 990 | Coast redwood | 11 | Yes | 700 |
| 991 | Coast redwood | 13 | Yes | 950 |
| 992 | Coast redwood | 14 | Yes | 1,100 |
| 993 | Coast live oak | 11 | Yes | 1,950 |
| 993 | Coast redwood | 12 | Yes | 2,050 |
| 994 | Coast redwood | 19 | Yes | 3,400 |
| 995 | Coast redwood | 29 | Yes | 10,900 |
| 996 | Coast redwood | 10 | Yes | 1,000 |
| 997 | Coast redwood | 28 | Yes | 10,200 |
| 999 | Coast redwood | 12 | Yes | 1,400 |
| 1000 | Coast redwood | 19 | Yes | 3,400 |
| 1001 | Coast redwood | 21 | Yes | 5,750 |
| 1002 | Coast redwood | 14 | Yes | 1,850 |
| 1003 | Coast redwood | 23 | Yes | 6,900 |
| 1004 | Coast live oak | 15,10 | Yes | 5,300 |
| 1005 | Coast live oak | 14,11 | Yes | 5,200 |

(**Continued, following page**)

**Table 3: Estimated value of trees, continued**
**Westwood Elementary School, Santa Clara CA**

| Tree No. | Species | Trunk diameter (in.) | Protected | Estimated value ($) |
|---|---|---|---|---|
| 1006 | Coast live oak | 14 | Yes | 2,300 |
| 1007 | Coast redwood | 22 | Yes | 6,300 |
| 1008 | California bay | 24,16,12,10 | Yes | 22,900 |
| 1009 | Coast live oak | 22 | Yes | 7,900 |
| 1010 | Coast live oak | 15 | Yes | 4,750 |
| 1011 | Coast live oak | 15 | Yes | 3,700 |
| 1012 | California bay | 13 | Yes | 2,600 |
| 1013 | Coulter pine | 18 | Yes | 2,950 |
| 1014 | Coast live oak | 24 | Yes | 12,050 |
| 1015 | Holly oak | 10,10 | Yes | 4,300 |
| 1016 | Coast live oak | 14 | Yes | 2,300 |
| 1017 | Coast live oak | 19 | Yes | 7,600 |
| 1018 | Incense cedar | 20 | Yes | 3,600 |
| 1019 | Valley oak | 17 | Yes | 7,950 |
| 1020 | Coulter pine | 12 | Yes | 1,350 |
| 1021 | Olive | 18 | Yes | 4,100 |
| 1022 | Chinese pistache | 12 | Yes | 3,100 |
| 1023 | Mayten | 7,6 | Yes | 900 |
| 1024 | Mayten | 12 | Yes | 2,050 |
| 1025 | Modesto ash | 26 | Yes | 3,500 |
| 1026 | Modesto ash | 21 | Yes | 2,300 |
| 1027 | Modesto ash | 20 | Yes | 2,100 |
| 1028 | Modesto ash | 18 | Yes | 1,700 |
| 1029 | Modesto ash | 18 | Yes | 1,700 |
| 1030 | Modesto ash | 23 | Yes | 3,850 |
| 1031 | Modesto ash | 31 | Yes | 6,800 |
| 1032 | Japanese flowering cherry | 13 | Yes | 1,750 |
| 1033 | Crape myrtle | 4 | No | 600 |
| 1034 | Mayten | 6,5 | No | 650 |
| 1035 | White mulberry | 19 | Yes | 1,400 |
| 1036 | White mulberry | 22 | Yes | 1,900 |
| 1037 | Coast redwood | 26 | Yes | 8,800 |
| 1038 | Coast redwood | 8 | Yes | 400 |
| 1039 | Coast redwood | 20 | Yes | 3,750 |
| 1040 | Coast redwood | 31 | Yes | 8,750 |
| 1041 | Coast redwood | 21 | Yes | 4,100 |
| 1042 | Coast redwood | 6 | Yes | 250 |
| 1043 | Coast redwood | 25 | Yes | 5,800 |
| 1044 | Coast redwood | 22 | Yes | 4,500 |
| 1045 | Coast redwood | 33 | Yes | 13,800 |
| 1046 | Coast redwood | 22 | Yes | 4,500 |
| 1047 | Coast redwood | 19 | Yes | 3,400 |
| 1048 | Coast redwood | 17 | Yes | 2,700 |
| 1049 | Coast redwood | 19 | Yes | 3,400 |
| 1050 | Coast redwood | 25 | Yes | 5,800 |
| 1051 | Coast redwood | 22 | Yes | 4,500 |
| 1052 | Coast redwood | 30 | Yes | 11,700 |
| 1053 | Coast redwood | 10 | Yes | 200 |

(**Continued, following page**)

**Table 3: Estimated value of trees, continued**
**Westwood Elementary School, Santa Clara CA**

| Tree No. | Species | Trunk diameter (in.) | Protected | Estimated value ($) |
|---|---|---|---|---|
| 1054 | Coast redwood | 30 | Yes | 8,350 |
| 1055 | Coast redwood | 22 | Yes | 4,500 |
| 1056 | Coast redwood | 28 | Yes | 10,200 |
| 1057 | Coast redwood | 37 | Yes | 16,800 |
| 1058 | Coast redwood | 21 | Yes | 4,100 |
| 1059 | Coast redwood | 30 | Yes | 11,700 |
| 1060 | Coast redwood | 12 | Yes | 1,400 |
| 1061 | Coast redwood | 20 | Yes | 3,750 |
| 1062 | Coast redwood | 19 | Yes | 3,400 |
| 1063 | Coast redwood | 15 | Yes | 2,150 |
| 1064 | Coast redwood | 20 | Yes | 3,750 |
| 1065 | Coast redwood | 25 | Yes | 8,150 |
| 1066 | Coast redwood | 20 | Yes | 3,750 |
| 1067 | Coast redwood | 15 | Yes | 2,150 |
| 1068 | Coast redwood | 20 | Yes | 3,750 |
| 1069 | Coast redwood | 20 | Yes | 3,750 |
| 1070 | Coast redwood | 28 | Yes | 10,200 |
| 1071 | Coast redwood | 20 | Yes | 3,750 |
| 1072 | Coast redwood | 17 | Yes | 2,700 |
| 1073 | Coast redwood | 32 | Yes | 9,300 |
| 1074 | Coast redwood | 30 | Yes | 8,350 |
| 1075 | Coast redwood | 18 | Yes | 3,050 |
| 1076 | Coast redwood | 31 | Yes | 8,750 |
| 1077 | Coast redwood | 23 | Yes | 4,950 |
| 1078 | Coast redwood | 19 | Yes | 3,400 |
| 1079 | Coast redwood | 36 | Yes | 11,450 |
| 1080 | Coast redwood | 17 | Yes | 2,700 |
| 1081 | Coast redwood | 19 | Yes | 3,400 |
| 1082 | Coast redwood | 36 | Yes | 11,450 |
| 1083 | Coast redwood | 28 | Yes | 10,200 |
| 1084 | Coast redwood | 27 | Yes | 9,450 |
| 1085 | Coast redwood | 36 | Yes | 16,050 |
| 1086 | Coast redwood | 13 | Yes | 1,600 |
| 1087 | Coast redwood | 27 | Yes | 6,750 |
| 1088 | Coast redwood | 13 | Yes | 1,600 |
| 1089 | Coast redwood | 31 | Yes | 12,200 |
| 1090 | Coast redwood | 12 | Yes | 1,400 |
| 1091 | Coast redwood | 19 | Yes | 3,400 |
| 1092 | Coast redwood | 17 | Yes | 2,700 |
| 1093 | Coast redwood | 37 | Yes | 16,800 |
| 1094 | Coast redwood | 14 | Yes | 1,850 |
| 1095 | Coast redwood | 19 | Yes | 3,400 |
| 1096 | Coast redwood | 30 | Yes | 8,350 |
| 1097 | Coast redwood | 14 | Yes | 1,850 |
| 1098 | Coast redwood | 27 | Yes | 6,750 |
| 1099 | Coast redwood | 37 | Yes | 12,000 |
| 1100 | Coast redwood | 28 | Yes | 7,250 |
| 1101 | Coast redwood | 18 | Yes | 3,050 |
| 1102 | Coast redwood | 21 | Yes | 4,100 |

(**Continued, following page**)

**Table 3: Estimated value of trees, continued**
**Westwood Elementary School, Santa Clara CA**

| Tree No. | Species | Trunk diameter (in.) | Protected | Estimated value ($) |
|---|---|---|---|---|
| 1103 | Coast redwood | 23 | Yes | 4,950 |
| 1104 | Coast redwood | 23 | Yes | 4,950 |
| 1105 | Coast redwood | 22 | Yes | 4,500 |
| 1106 | Coast redwood | 44 | Yes | 21,650 |
| 1107 | Coast redwood | 26 | Yes | 8,800 |
| 1108 | Coast redwood | 25 | Yes | 5,800 |
| 1109 | Coast redwood | 21 | Yes | 4,100 |
| 1110 | Coast redwood | 10 | Yes | 200 |
| 1111 | Coast redwood | 17 | Yes | 2,700 |
| 1112 | Coast redwood | 12 | Yes | 1,400 |
| 1113 | Coast redwood | 24 | Yes | 7,500 |
| 1114 | Coast redwood | 15 | Yes | 2,150 |
| 1115 | Coast redwood | 24 | Yes | 5,350 |
| 1116 | Coast redwood | 21 | Yes | 2,450 |
| 1117 | Coast redwood | 13 | Yes | 1,600 |
| 1118 | Coast redwood | 34 | Yes | 10,400 |
| 1119 | Coast redwood | 12 | Yes | 1,400 |
| 1120 | Coast redwood | 27 | Yes | 6,750 |
| 1121 | Coast redwood | 19 | Yes | 3,400 |
| 1122 | Coast redwood | 20 | Yes | 3,750 |
| 1123 | Coast redwood | 24 | Yes | 5,350 |
| 1124 | Coast redwood | 25 | Yes | 5,800 |
| 1125 | Coast redwood | 17 | Yes | 2,700 |
| 1126 | Coast redwood | 21 | Yes | 4,100 |
| 1127 | Coast redwood | 14 | Yes | 1,850 |
| 1128 | Coast redwood | 22 | Yes | 4,500 |
| 1129 | Coast redwood | 16 | Yes | 2,400 |
| **Total** | | | | **$146,350** |

### *Maintenance Recommendations*

In an effort to help guide management of the tree resource at Pomeroy Elementary, the following maintenance recommendations are provided. These are recommendations that will help correct existing defects in tree structure, reduce the potential for future failures and improve the health and longevity of those trees that will be retained as part of the renovations. Table 4, following page, summarizes the maintenance recommendations and recommendations for individual trees are also provided in the ***Tree Assessment Form***.

- **Pruning practices** – Pruning (proper and improper) has long-term impacts on tree structure and health. Having employees knowledgeable in proper pruning of ornamental trees and what the industry standards are for pruning trees is critical to maintaining the beauty and longevity of the tree resource. Five (5) of the trees assessed at Westwood elementary were identified as needing pruning, including 4 to reduce branch length and extension and #1106 to remove broken branches from the crown.

- **Cabling and bracing** – When trees have codominant or multiple stems emerging at the same point, there is an elevated risk for a stem failure. In order to reduce the risk of a stem failure, a cable or brace rod can be installed between the stems to reduce this risk. None of the trees assessed at Westwood elementary school were candidates for a cable/brace.

- **Removal** – Where trees were in decline or were structurally unstable, they were identified for removal. Removal of a *Protected* tree, as established in the City of Santa Clara's General Plan Conservation Policy 5.10.1-P4, may require a removal permit.
    - Ten trees were in poor health and should be removed, all of which qualified as *Protected*.
- **Monitor health** – Where trees were showing signs of decline or the species is known to not perform well over time, they were recommended for annual monitoring for changes in health and structure. These are trees we expect to continue to decline irrespective of management. Following inspections, additional management may be required.
    - Thirteen (13) trees were showing signs of decline and should be monitored annually for changes in health and structure.
- **Root pruning** – Where displacement of infrastructure has occurred, trees may require root pruning when repairs are made. Roots should be exposed by hand to beyond the limit of the infrastructure and cut with a chain saw, hand saw, or other approved root pruning equipment. The Consulting Arborist should be present during root pruning operations to identify where root pruning is required and monitor root pruning activities.
    - Eight (8) trees were displacing the surrounding asphalt from 1" to 4" and are candidates for root pruning.
- **Aerial inspection** – Where defects in structure are present in the tree crown that cannot be adequately assessed visually from the ground, an aerial inspection is recommended. The goal of the aerial inspection is to perform a closer inspection of the defect in an effort to determine the severity of the defect and what management options exist.
    - Coast redwood #1076 had been topped and there appeared to be decay at the old topping point.
- **Mulching -** Mulches provide aesthetic, economic and environmental benefits to the landscape. In general, mulches improve soil health, improve water holding capacity of the soil and return nutrients to the soil as they break down. Mulched landscapes are more resistant to stress, are more aesthetically pleasing, require fewer applications of pesticides and fertilizers, and are ultimately more sustainable than those without mulch cover. I recommend a 3-4" layer of course, wood chip mulch, spread within the dripline of trees. Use of wood chips produced through pruning of trees as mulch is acceptable.

**Table 4. Tree Maintenance Recommendations**
**Westwood Elementary School, Santa Clara CA**

| Tree No. | Common Name | Trunk Diameter | Protected | Recommendation |
|---|---|---|---|---|
| 969 | Honey locust | 17 | Yes | Remove |
| 972 | Italian stone pine | 30 | Yes | Prune to reduce branch weight & ext. |
| 973 | Italian stone pine | 27 | Yes | Prune to reduce branch weight & ext. |
| 974 | Italian stone pine | 27,17 | Yes | Prune to reduce branch weight & ext. |
| 977 | California bay | 19,16,14,10 | Yes | Monitor health |
| 988 | Coast redwood | 10 | Yes | Remove |
| 990 | Coast redwood | 11 | Yes | Monitor health |
| 991 | Coast redwood | 13 | Yes | Monitor health |
| 992 | Coast redwood | 14 | Yes | Remove |
| 1006 | Coast live oak | 14 | Yes | Monitor health |

**Continued, following page**)

**Table 4. Tree Maintenance Recommendations, continued**
**Westwood Elementary School, Santa Clara CA**

| Tree No. | Common Name | Trunk Diameter | Protected | Recommendation |
|---|---|---|---|---|
| 1012 | California bay | 13 | Yes | Monitor health |
| 1013 | Coulter pine | 18 | Yes | Remove |
| 1016 | Coast live oak | 14 | Yes | Monitor health |
| 1020 | Coulter pine | 12 | Yes | Monitor health |
| 1022 | Chinese pistache | 12 | Yes | Root prune |
| 1023 | Mayten | 7,6 | Yes | Monitor health |
| 1024 | Mayten | 12 | Yes | Monitor health |
| 1025 | Modesto ash | 26 | Yes | Root prune |
| 1026 | Modesto ash | 21 | Yes | Prune to reduce branch weight & ext. & root prune |
| 1027 | Modesto ash | 20 | Yes | Root prune |
| 1028 | Modesto ash | 18 | Yes | Remove |
| 1029 | Modesto ash | 18 | Yes | Root prune |
| 1030 | Modesto ash | 23 | Yes | Root prune |
| 1031 | Modesto ash | 31 | Yes | Root prune |
| 1035 | White mulberry | 19 | Yes | Monitor health & root prune |
| 1036 | White mulberry | 22 | Yes | Monitor health |
| 1038 | Coast redwood | 8 | Yes | Remove |
| 1042 | Coast redwood | 6 | Yes | Remove |
| 1053 | Coast redwood | 10 | Yes | Remove |
| 1076 | Coast redwood | 31 | Yes | Aerial inspection |
| 1087 | Coast redwood | 27 | Yes | Monitor health |
| 1091 | Coast redwood | 19 | Yes | Monitor health |
| 1106 | Coast redwood | 44 | Yes | Prune to remove broken branch |
| 1110 | Coast redwood | 10 | Yes | Remove |
| 1116 | Coast redwood | 21 | Yes | Remove |

## *Preliminary Tree Preservation Guidelines*

The following recommendations will help reduce impacts to trees from development as well as maintain and improve their health and vitality through the clearing, grading and construction phases.

**Design recommendations**

1. Have the vertical and horizontal locations of all the trees identified for preservation established and plotted on all plans. Forward these plans to the Consulting Arborist for review and comment.

2. All plans affecting trees shall be reviewed by the Consulting Arborist with regard to tree impacts. These include, but are not limited to, demolition plans, grading and utility plans, landscape and irrigation plans.

3. For trees identified for preservation, designate a **TREE PROTECTION ZONE** in which no construction, grading and underground services including utilities, sub-drains, water or sewer will be located. For design purposes, the **TREE PROTECTION ZONE** should be either the dripline or edge of proposed construction, whichever is larger. Depending in the tree to be preserved, additional space beyond the dripline may be required.

4. No grading, excavation, construction or storage of materials shall occur within that zone.

5. No underground services including utilities, sub-drains, water or sewer shall be placed in the **Tree Protection Zone**.

6. Irrigation systems must be designed so that no trenching will occur within the **Tree Protection Zone**.

7. As trees withdraw water from the soil, expansive soils may shrink within the root area. Therefore, foundations, footings and pavements on expansive soils near trees should be designed to withstand differential displacement.

8. Maintain the existing irrigation system. If the existing irrigation system is not functional, have a temporary system installed (using soaker hoses or pvc laid on the ground and covered with mulch) as soon as possible to supply the trees with water and help them recover and prepare them for impacts associated with the demolition and construction process.

**Pre-construction treatments and recommendations**

1. The demolition contractor shall meet with the Consulting Arborist before beginning work to discuss work procedures and tree protection.

2. Where possible, cap and abandon all existing underground utilities within the **TPZ** in place. Removal of utility boxes by hand is acceptable but no trenching should be performed within the **TPZ** in an effort to remove utilities, irrigation lines, etc.

3. Fence all trees to be retained to completely enclose the **Tree Protection Zone** prior to demolition, grubbing or grading. Fences shall be 6 ft. chain link or equivalent as approved by the Consulting Arborist. Fences are to remain until all grading and construction is completed.

4. Prune trees to be preserved to clean the crown of dead branches 1" and larger in diameter and raise canopies as needed for construction activities. All pruning shall be done by a State of California Licensed Tree Contractor (C61/D49). All pruning shall be done by Certified Arborist or Certified Tree Worker in accordance with the Best Management Practices for Pruning (International Society of Arboriculture, 2002) and adhere to the most recent editions of the American National Standard for Tree Care Operations (Z133.1) and Pruning (A300). The Consulting Arborist will provide pruning specifications prior to site demolition. Branches extending into the work area that can remain following demolition shall be tied back and protected from damage.

5. All tree work shall comply with the Migratory Bird Treaty Act as well as California Fish and Wildlife code 3503-3513 to not disturb nesting birds. Tree pruning and removal should be scheduled outside of the breeding season to avoid scheduling delays. Breeding bird surveys should be conducted prior to tree work. Qualified biologists should be involved in establishing work buffers for active nests.

6. Tree(s) to be removed that have branches extending into the canopy of tree(s) to remain must be removed by a qualified arborist and not by construction contractors. The qualified arborist shall remove the tree in a manner that causes no damage to the tree(s) and understory to remain. Tree stumps shall be ground 12" below ground surface.

7. Any brush clearing required within the **TREE PROTECTION ZONE** shall be accomplished with hand-operated equipment.

8. Trees to be removed shall be felled so as to fall away from **TREE PROTECTION ZONE** and avoid pulling and breaking of roots of trees to remain. If roots are entwined, the consultant may require first severing the major woody root mass before extracting the trees, or grinding the stump below ground.

9. All down brush and trees shall be removed from the **TREE PROTECTION ZONE** either by hand, or with equipment sitting outside the **TREE PROTECTION ZONE**. Extraction shall occur by lifting the material out, not by skidding across the ground.

10. Apply and maintain 4-6" of wood chip mulch within the **TREE PROTECTION ZONE.**

**Recommendations for tree protection during construction**

1. Prior to beginning work, the contractors working in the vicinity of trees to be preserved are required to meet with the Consulting Arborist at the site to review all work procedures, access routes, storage areas and tree protection measures.

2. All contractors shall conduct operations in a manner that will prevent damage to trees to be preserved.

3. Any grading, construction, demolition or other work that is expected to encounter tree roots should be monitored by the Consulting Arborist.

4. Tree protection fences are to remain until all site work has been completed. Fences may not be relocated or removed without permission of the Consulting Arborist.

5. Construction trailers, traffic and storage areas must remain outside fenced areas at all times.

6. Currently, trees #1025-1027, 1029-1031 and 1035 have been identified for root pruning prior to grading, excavation for foundations/footings/walls, trenching. Root pruning should occur outside the **TREE PROTECTION ZONE** and **prior to demolition or construction activities** by cutting all roots cleanly to the depth of the excavation. Roots shall be cut by manually digging a trench and cutting exposed roots with a saw, with a vibrating knife, rock saw, narrow trencher with sharp blades, or other approved root pruning equipment. The Consulting Arborist will identify where root pruning is required and monitor all root pruning activities.

7. If injury should occur to any tree during construction, it should be evaluated as soon as possible by the Consulting Arborist so that appropriate treatments can be applied.

8. No excess soil, chemicals, debris, equipment or other materials shall be dumped or stored within the **Tree Protection Zone**.

9. Any additional tree pruning needed for clearance during construction must be performed by a Certified Arborist and not by construction personnel.

10. All trees shall be irrigated on a schedule to be determined by the Consulting Arborist (every 3 to 6 weeks April through October is typical). Each irrigation shall wet the soil within the **TREE PROTECTION ZONE** to a depth of 24".

**Maintenance of impacted trees**
Preserved trees will experience a physical environment different from that pre-development. As a result, tree health and structural stability should be monitored. Occasional pruning, fertilization, mulch, pest management, replanting and irrigation may be required. In addition, provisions for monitoring both tree health and structural stability following construction must be made a priority. As trees age, the likelihood of failure of branches or entire trees increases. Therefore, annual inspection for structural condition is recommended.

**HortScience, Inc.**



John Leffingwell
Board Certified Master Arborist #WE-3966B
Registered Consulting arborist #442

# Exhibits

## Tree Assessment Form

## Tree Assessment Map

# Tree Assessment

Westwood Eleementary
Santa Clara, CA
November 2018

HORT SCIENCE
BARTLETT CONSULTING
A Division of the I.A. Bartlett Tree Expert Company

| Tree No. | Species | Trunk Diameter (in.) | Protected Tree? | Condition 1=poor 5=excellent | Suitability for Preservation | Comments |
|---|---|---|---|---|---|---|
| 957 | Southern magnolia | 15 | Yes | 3 | Moderate | Good form; crown lifted to 12'; a little sparse; in medium parking lot island. |
| 958 | Southern magnolia | 14 | Yes | 3 | Moderate | One sided N.; low laterals N. & E.; sparse; in medium parking lot island. |
| 959 | Coast redwood | 28 | Yes | 4 | Moderate | Good form; lost top; minor cracks in concrete. |
| 960 | Coast redwood | 19 | Yes | 4 | Moderate | Good form; lost top; minor displacement of sidewalk. |
| 961 | Chinese pistache | 23 | Yes | 4 | High | Multiple attachments at 10'; good form; crown raised to 15'; in small cut out. |
| 962 | Canary Island pine | 26 | Yes | 4 | Moderate | Crowded; one sided & slight lean S. |
| 963 | Canary Island pine | 28 | Yes | 4 | Moderate | Crowded; one sided & slight lean SW. |
| 964 | Canary Island pine | 27 | Yes | 3 | Moderate | Crowded; interior tree; narrow form; high crown. |
| 965 | Canary Island pine | 22 | Yes | 4 | Moderate | Crowded; one sided & slight lean E. |
| 966 | Canary Island pine | 26 | Yes | 4 | Moderate | Crowded; narrow form. |
| 967 | Canary Island pine | 29 | Yes | 4 | Moderate | Crowded; assymerric form; laterals reduced. |
| 968 | Honey locust | 13 | Yes | 4 | High | Codominant trunks at 7'; good form and structure; laterals reduced. |
| 969 | Honey locust | 17 | Yes | 3 | Low | Was codominant at 5'; W. stem failed; possible amilaria in trunk wound. |
| 970 | Hollywood juniper | 9,9 | Yes | 3 | Moderate | Codominant trunks at base; slight lean N. |
| 971 | Hollywood juniper | 10,7,5 | Yes | 3 | Moderate | Multiple attachments at base; basal cavity. |
| 972 | Italian stone pine | 30 | Yes | 4 | Moderate | Heavy laterals N. & SE.; good form. |
| 973 | Italian stone pine | 27 | Yes | 3 | Moderate | High crown; heavy lateral S.; a little sparse. |
| 974 | Italian stone pine | 27,17 | Yes | 3 | Moderate | Codominant trunks at 3'; S. stem suppressed and forms heavy lateral; hanger S. over bldg. |
| 975 | Japanese maple | 7 | No | 5 | High | Condominant trunks at 6'; a little one sided S.; twig dieback. |
| 976 | Japanese maple | 7,5 | Yes | 4 | Moderate | Condominant trunks at 1'; seam in attachment; twig dieback. |
| 977 | California bay | 19,16,14,10 | Yes | 3 | Moderate | Multiple attachments at 1'; in slow decline; moderate dieback. |

# Tree Assessment

Westwood Eleementary
Santa Clara, CA
November 2018

HORT SCIENCE
BARTLETT CONSULTING
A Division of the T.A. Bartlett Tree Expert Company

| Tree No. | Species | Trunk Diameter (in.) | Protected Tree? | Condition 1=poor 5=excellent | Suitability for Preservation | Comments |
|---|---|---|---|---|---|---|
| 978 | Coast live oak | 20 | Yes | 4 | Moderate | Crowded; high crown; one sided W.; old borer damage; dieback. |
| 979 | Coast live oak | 22 | Yes | 4 | Moderate | Multiple attachments at 11'; crowded & one sided NW.; dieback. |
| 980 | Coast live oak | 22,17 | Yes | 4 | High | Codominant trunks at 3'; E. stem suppressed; dieback. |
| 981 | Coast live oak | 30 | Yes | 4 | Moderate | Strong but corrected lean S.; epicormic shoots; dieback. |
| 982 | Coast live oak | 20 | Yes | 4 | Moderate | Codominant trunks at 5'; one sided N.; dieback. |
| 983 | Coast live oak | 20 | Yes | 4 | Moderate | Codominant trunks at 6'; one sided NW.; dieback. |
| 984 | Valley oak | 16 | Yes | 4 | Moderate | A little crowded & one sided W.; epicormic shoots & twig dieback. |
| 985 | Valley oak | 16 | Yes | 4 | Moderate | A little crowded & one sided E.; good form; twig dieback. |
| 986 | Monterey pine | 27 | Yes | 3 | Moderate | Slight lean S.; pruned for overhead utilities W.; needle cast & dieback. |
| 987 | Coast redwood | 25 | Yes | 3 | Moderate | Good form; sparse crown; drought stressed. |
| 988 | Coast redwood | 10 | Yes | 2 | Low | Very sparse crown; trunk wound N. |
| 989 | Coast redwood | 16 | Yes | 3 | Moderate | Good form; very sparse crown; drought stressed. |
| 990 | Coast redwood | 11 | Yes | 2 | Low | Crowded & one sided W.; very sparse crown; drought stressed. |
| 991 | Coast redwood | 13 | Yes | 2 | Low | Crowded & one sided E.; very sparse crown; drought stressed. |
| 992 | Coast redwood | 14 | Yes | 2 | Low | Crowded & one sided W.; crook in upper crown; very sparse crown; drought stressed. |
| 993 | Coast live oak | 11 | Yes | 4 | High | Codominant trunks at 6'; narrow attachment; dieback. |
| 993 | Coast redwood | 12 | Yes | 4 | Moderate | Crowded & one sided S.; sparse crown; drought stressed. |
| 994 | Coast redwood | 19 | Yes | 3 | Moderate | Crowded & one sided SE.; trunk wound S.; sparse crown; drought stressed. |
| 995 | Coast redwood | 29 | Yes | 4 | Moderate | Interior tree; high, sparse crown; drought stressed. |
| 996 | Coast redwood | 10 | Yes | 3 | Low | Suppressed; crown bowed W.; dieback. |
| 997 | Coast redwood | 28 | Yes | 4 | Moderate | Crowded & one sided N.; sparse crown; drought stressed. |
| 999 | Coast redwood | 12 | Yes | 3 | Moderate | Suppressed; lost top; dieback. |
| 1000 | Coast redwood | 19 | Yes | 3 | Moderate | Upright form; lost top; drought stressed; dieback. |

# Tree Assessment

Westwood Eleementary
Santa Clara, CA
November 2018

| Tree No. | Species | Trunk Diameter (in.) | Protected Tree? | Condition 1=poor 5=excellent | Suitability for Preservation | Comments |
|---|---|---|---|---|---|---|
| 1001 | Coast redwood | 21 | Yes | 4 | Moderate | Crowded & one sided E.; sparse crown; drought stressed. |
| 1002 | Coast redwood | 14 | Yes | 3 | Moderate | Interior tree; narrow, sparse crown; drought stressed. |
| 1003 | Coast redwood | 23 | Yes | 4 | Moderate | Crowded & one sided SW.; sparse crown; drought stressed. |
| 1004 | Coast live oak | 15,10 | Yes | 4 | High | Codominant trunks at 1'; narrow attachment; W. stem leans; dieback. |
| 1005 | Coast live oak | 14,11 | Yes | 4 | Moderate | Codominant trunks at 3'; one sided & bowed S.; dieback. |
| 1006 | Coast live oak | 14 | Yes | 3 | Moderate | Crowded; very one sided & bowed E. over road; dieback. |
| 1007 | Coast redwood | 22 | Yes | 4 | Moderate | Good form and structure; sparse upper crown; drought stressed. |
| 1008 | California bay | 24,16,12,10 | Yes | 4 | Moderate | Multiple attachments at 2'; wound in NE. 10" stem; pruned W. for overhead utilities; dieback. |
| 1009 | Coast live oak | 22 | Yes | 4 | Moderate | Codominant trunks at 10'; one sided NE. |
| 1010 | Coast live oak | 15 | Yes | 5 | High | Codominant trunks at 4'; good form and structure. |
| 1011 | Coast live oak | 15 | Yes | 4 | Moderate | Codominant trunks at 8'; included bark; one sided W. |
| 1012 | California bay | 13 | Yes | 3 | Moderate | Stem removed S.; moderate dieback. |
| 1013 | Coulter pine | 18 | Yes | 3 | Low | Codominant trunks at 12'; leaning & one sided S. |
| 1014 | Coast live oak | 24 | Yes | 5 | High | Codominant trunks at 10' & 12'; good form and structure. |
| 1015 | Holly oak | 10,10 | Yes | 4 | Moderate | Codominant trunks at base; #1016 growing between stems; S. stem leans S. |
| 1016 | Coast live oak | 14 | Yes | 3 | Low | Growing between stems of #10015; leans NE.; sparse crown. |
| 1017 | Coast live oak | 19 | Yes | 5 | High | Codominant trunks at 10'; good form and structure; a little one sided S. |
| 1018 | Incense cedar | 20 | Yes | 3 | Moderate | Upright form; moderate dieback. |
| 1019 | Valley oak | 17 | Yes | 4 | Moderate | Codominant trunks at 10'; crowded & one sided SW.; trunk wound. |
| 1020 | Coulter pine | 12 | Yes | 3 | Low | Codominant trunks in upper crown; twisted form. |
| 1021 | Olive | 18 | Yes | 4 | High | Codominant trunks at 6'; one sided E. |

| Tree No. | Species | Trunk Diameter (in.) | Protected Tree? | Condition 1=poor 5=excellent | Suitability for Preservation | Comments |
|---|---|---|---|---|---|---|
| 1022 | Chinese pistache | 12 | Yes | 4 | Moderate | Stems removed at 6'; good form; in small cut out; displacing asphalt 2". |
| 1023 | Mayten | 7,6 | Yes | 3 | Moderate | Codominant trunks at base; trunk wound & decay; small crown; dieback. |
| 1024 | Mayten | 12 | Yes | 4 | Moderate | Multiple attachments at 4'; good form; minor dieback. |
| 1025 | Modesto ash | 26 | Yes | 3 | Moderate | Multiple attachments at 7'; cavity & decay where stem removed S.; one sided E.; in small cut out; displacing asphalt 3". |
| 1026 | Modesto ash | 21 | Yes | 3 | Moderate | Multiple attachments at 8'; small cavity & decay where stem removed S.; narrow form; heavy lateral SW.; in small cut out; displacing asphalt 2". |
| 1027 | Modesto ash | 20 | Yes | 3 | Moderate | Codominant trunks at 10'; narrow form; in small cut out; displacing asphalt 1". |
| 1028 | Modesto ash | 18 | Yes | 3 | Low | Multiple attachments at 10'; one sided SW.; in small cut out; displacing asphalt 3". |
| 1029 | Modesto ash | 18 | Yes | 3 | Moderate | Multiple attachments at 10'; leaning & one sided SW.; laterals; in small cut out; displacing asphalt 1". |
| 1030 | Modesto ash | 23 | Yes | 4 | Moderate | Multiple attachments at 10'; upright form; in small cut out; displacing asphalt 2". |
| 1031 | Modesto ash | 31 | Yes | 4 | Moderate | Multiple attachments at 10'; upright form; stems removed E.; in small cut out; displacing asphalt 2". |
| 1032 | Japanese flowering cherry | 13 | Yes | 3 | Moderate | Multiple attachments at 5'; topped at 7'; one sided N. |
| 1033 | Crape myrtle | 4 | No | 5 | High | Good young tree. |
| 1034 | Mayten | 6,5 | No | 3 | Moderate | Codominant trunks at 3'; small crown; dieback. |
| 1035 | White mulberry | 19 | Yes | 3 | Moderate | Codominant trunks at 6'; basal cavity; large surface roots; displacing concrete & asphalt 4". |
| 1036 | White mulberry | 22 | Yes | 3 | Moderate | Multiple attachments at 6'; leans SE.; large surface roots. |

# Tree Assessment

Westwood Eleementary
Santa Clara, CA
November 2018

HORT SCIENCE
BARTLETT CONSULTING

| Tree No. | Species | Trunk Diameter (in.) | Protected Tree? | Condition 1=poor 5=excellent | Suitability for Preservation | Comments |
|---|---|---|---|---|---|---|
| 1037 | Coast redwood | 26 | Yes | 4 | Moderate | Upright form; pruned for overhead utilities; drought stressed; dieback. |
| 1038 | Coast redwood | 8 | Yes | 2 | Low | Topped for overhead utilities; small crown; dieback. |
| 1039 | Coast redwood | 20 | Yes | 3 | Moderate | Upright form; pruned for overhead utilities; drought stressed; dieback. |
| 1040 | Coast redwood | 31 | Yes | 3 | Moderate | Upright form; pruned for overhead utilities; old topping point; dieback. |
| 1041 | Coast redwood | 21 | Yes | 3 | Moderate | Upright form; pruned for overhead utilities; old topping point; dieback. |
| 1042 | Coast redwood | 6 | Yes | 2 | Low | Topped for overhead utilities; small crown; trunk wounds. |
| 1043 | Coast redwood | 25 | Yes | 3 | Moderate | Upright form; pruned for overhead utilities; old topping point; |
| 1044 | Coast redwood | 22 | Yes | 3 | Moderate | Upright form; pruned for overhead utilities; old topping point; |
| 1045 | Coast redwood | 33 | Yes | 4 | Moderate | Upright form; pruned for overhead utilities; dieback. |
| 1046 | Coast redwood | 22 | Yes | 3 | Moderate | Upright form; pruned for overhead utilities; old topping point; dieback. |
| 1047 | Coast redwood | 19 | Yes | 3 | Moderate | Upright form; pruned for overhead utilities; old topping point; dieback. |
| 1048 | Coast redwood | 17 | Yes | 3 | Moderate | Upright form; pruned for overhead utilities; old topping point; drought stress/dieback. |
| 1049 | Coast redwood | 19 | Yes | 3 | Moderate | Upright form; pruned for overhead utilities; old topping point; |
| 1050 | Coast redwood | 25 | Yes | 3 | Moderate | Upright form; pruned for overhead utilities; old topping point; |
| 1051 | Coast redwood | 22 | Yes | 3 | Moderate | Upright form; pruned for overhead utilities; old topping point; dieback. |
| 1052 | Coast redwood | 30 | Yes | 4 | Moderate | Upright form; pruned for overhead utilities;  dieback. |
| 1053 | Coast redwood | 10 | Yes | 1 | Low | Topped for overhead utilities; declining. |
| 1054 | Coast redwood | 30 | Yes | 3 | Moderate | Upright form; pruned for overhead utilities; old topping point; dieback. |

| Tree No. | Species | Trunk Diameter (in.) | Protected Tree? | Condition 1=poor 5=excellent | Suitability for Preservation | Comments |
|---|---|---|---|---|---|---|
| 1055 | Coast redwood | 22 | Yes | 3 | Moderate | Upright form; pruned for overhead utilities; old topping point; dieback. |
| 1056 | Coast redwood | 28 | Yes | 4 | Moderate | Upright form; pruned for overhead utilities; dieback. |
| 1057 | Coast redwood | 37 | Yes | 4 | Moderate | Upright form; pruned for overhead utilities; dieback. |
| 1058 | Coast redwood | 21 | Yes | 3 | Moderate | Upright, narrow form; pruned for overhead utilities; old topping |
| 1059 | Coast redwood | 30 | Yes | 4 | Moderate | Upright form; pruned for overhead utilities; dieback. |
| 1060 | Coast redwood | 12 | Yes | 3 | Low | Topped for overhead utilities; small crown. |
| 1061 | Coast redwood | 20 | Yes | 3 | Moderate | Upright form; pruned for overhead utilities; old topping point; |
| 1062 | Coast redwood | 19 | Yes | 3 | Moderate | Upright, narrow form; pruned for overhead utilities; old topping point; dieback. |
| 1063 | Coast redwood | 15 | Yes | 3 | Moderate | Upright, narrow form; pruned for overhead utilities; old topping point; dieback. |
| 1064 | Coast redwood | 20 | Yes | 3 | Moderate | Codominant trunks at 22'; pruned for overhead utilities; old topping point; dieback. |
| 1065 | Coast redwood | 25 | Yes | 4 | Moderate | Upright form; pruned for overhead utilities; dieback. |
| 1066 | Coast redwood | 20 | Yes | 3 | Moderate | Upright, narrow form; pruned for overhead utilities; old topping point; dieback. |
| 1067 | Coast redwood | 15 | Yes | 3 | Low | Topped for overhead utilities; small crown. |
| 1068 | Coast redwood | 20 | Yes | 3 | Moderate | Upright form; pruned for overhead utilities; old topping point; |
| 1069 | Coast redwood | 20 | Yes | 3 | Moderate | Upright form; pruned for overhead utilities; old topping point; dieback. |
| 1070 | Coast redwood | 28 | Yes | 4 | Moderate | Upright form; pruned for overhead utilities; dieback. |
| 1071 | Coast redwood | 20 | Yes | 3 | Moderate | Upright form; pruned for overhead utilities; old topping point; dieback. |
| 1072 | Coast redwood | 17 | Yes | 3 | Moderate | Upright form; pruned for overhead utilities; old topping point; dieback. |
| 1073 | Coast redwood | 32 | Yes | 3 | Moderate | Upright form; pruned for overhead utilities; old topping point; dieback; fire damaged N. |

| Tree No. | Species | Trunk Diameter (in.) | Protected Tree? | Condition 1=poor 5=excellent | Suitability for Preservation | Comments |
|---|---|---|---|---|---|---|
| 1074 | Coast redwood | 30 | Yes | 3 | Moderate | Upright form; pruned for overhead utilities; old topping point; dieback; fire damaged N. |
| 1075 | Coast redwood | 18 | Yes | 3 | Low | Topped for overhead utilities; old topping point; dieback. |
| 1076 | Coast redwood | 31 | Yes | 3 | Moderate | Upright form; pruned for overhead utilities; possible decay in old topping point; dieback. |
| 1077 | Coast redwood | 23 | Yes | 3 | Moderate | Upright form; pruned for overhead utilities; old topping point; dieback. |
| 1078 | Coast redwood | 19 | Yes | 3 | Moderate | Upright, narrow form; pruned for overhead utilities; old topping point; dieback. |
| 1079 | Coast redwood | 36 | Yes | 3 | Moderate | Upright form; pruned for overhead utilities; old topping point; dieback. |
| 1080 | Coast redwood | 17 | Yes | 3 | Moderate | Upright, narrow form; pruned for overhead utilities; old topping point; dieback. |
| 1081 | Coast redwood | 19 | Yes | 3 | Moderate | Upright, narrow form; pruned for overhead utilities; old topping point; dieback. |
| 1082 | Coast redwood | 36 | Yes | 3 | Moderate | Upright form; pruned for overhead utilities; old topping point; large trunk wound SW. |
| 1083 | Coast redwood | 28 | Yes | 4 | Moderate | Upright form; drought stressed; dieback. |
| 1084 | Coast redwood | 27 | Yes | 4 | Moderate | Upright, narrow form; drought stressed; dieback. |
| 1085 | Coast redwood | 36 | Yes | 4 | Moderate | Upright form; one sided S.; drought stressed; dieback. |
| 1086 | Coast redwood | 13 | Yes | 3 | Low | Suppressed; narrow form; drought stressed; dieback. |
| 1087 | Coast redwood | 27 | Yes | 3 | Moderate | Upright, narrow form; drought stressed; moderate dieback. |
| 1088 | Coast redwood | 13 | Yes | 3 | Low | Suppressed; narrow form; drought stressed; dieback. |
| 1089 | Coast redwood | 31 | Yes | 4 | Moderate | Upright form; one sided S.; drought stressed; dieback. |
| 1090 | Coast redwood | 12 | Yes | 3 | Moderate | Suppressed; small crown; drought stressed; dieback. |
| 1091 | Coast redwood | 19 | Yes | 3 | Moderate | Upright, narrow form; drought stressed; moderate dieback. |
| 1092 | Coast redwood | 17 | Yes | 3 | Moderate | Suppressed; small crown; drought stressed; dieback. |

| Tree No. | Species | Trunk Diameter (in.) | Protected Tree? | Condition 1=poor 5=excellent | Suitability for Preservation | Comments |
|---|---|---|---|---|---|---|
| 1093 | Coast redwood | 37 | Yes | 4 | Moderate | Upright form; one sided S.; drought stressed; dieback. |
| 1094 | Coast redwood | 14 | Yes | 3 | Low | Suppressed; wry small crown; drought stressed; dieback. |
| 1095 | Coast redwood | 19 | Yes | 3 | Moderate | Small crown; old topping point; drought stressed; dieback. |
| 1096 | Coast redwood | 30 | Yes | 3 | Moderate | Upright form; old topping point; drought stressed; dieback. |
| 1097 | Coast redwood | 14 | Yes | 3 | Low | Suppressed; very small crown; topped; drought stressed; dieback. |
| 1098 | Coast redwood | 27 | Yes | 3 | Moderate | Upright form; one sided S.; drought stressed; dieback. |
| 1099 | Coast redwood | 37 | Yes | 3 | Moderate | Upright form; old topping point; drought stressed; dieback. |
| 1100 | Coast redwood | 28 | Yes | 3 | Moderate | Upright form; old topping point; drought stressed; dieback in upper crown. |
| 1101 | Coast redwood | 18 | Yes | 3 | Moderate | Narrow form; old topping point; drought stressed; dieback. |
| 1102 | Coast redwood | 21 | Yes | 3 | Moderate | Upright form; old topping point; drought stressed; dieback. |
| 1103 | Coast redwood | 23 | Yes | 3 | Moderate | Upright form; old topping point; drought stressed; dieback. |
| 1104 | Coast redwood | 23 | Yes | 3 | Moderate | Upright form; old topping point; drought stressed; dieback. |
| 1105 | Coast redwood | 22 | Yes | 3 | Moderate | Narrow form; old topping point; drought stressed; dieback. |
| 1106 | Coast redwood | 44 | Yes | 4 | Moderate | Upright form; one sided S.; 4” hangers S.; drought stressed; dieback. |
| 1107 | Coast redwood | 26 | Yes | 4 | Moderate | Upright, narrow form; one sided S.; drought stressed; dieback. |
| 1108 | Coast redwood | 25 | Yes | 3 | Moderate | Narrow form; one sided S.; drought stressed; dieback. |
| 1109 | Coast redwood | 21 | Yes | 3 | Moderate | Uprigjt form; one sided S.; drought stressed; dieback. |
| 1110 | Coast redwood | 10 | Yes | 1 | Low | Mostly dead. |
| 1111 | Coast redwood | 17 | Yes | 3 | Moderate | Uprigjt form; one sided S.; drought stressed; dieback. |
| 1112 | Coast redwood | 12 | Yes | 3 | Low | Suppressed; lost top; drought stressed; dieback. |
| 1113 | Coast redwood | 24 | Yes | 4 | Moderate | Uprigjt form; one sided S.; drought stressed; dieback. |
| 1114 | Coast redwood | 15 | Yes | 3 | Low | Suppressed; lost top; drought stressed; dieback. |
| 1115 | Coast redwood | 24 | Yes | 3 | Moderate | Upright form; old topping point; drought stressed; dieback. |

# Tree Assessment

Westwood Eleementary
Santa Clara, CA
November 2018

| Tree No. | Species | Trunk Diameter (in.) | Protected Tree? | Condition 1=poor 5=excellent | Suitability for Preservation | Comments |
|---|---|---|---|---|---|---|
| 1116 | Coast redwood | 21 | Yes | 2 | Low | Topped; small crown; drought stressed; dieback. |
| 1117 | Coast redwood | 13 | Yes | 3 | Low | Suppressed; lost top; drought stressed; dieback. |
| 1118 | Coast redwood | 34 | Yes | 3 | Moderate | Upright form; old topping point; drought stressed; dieback. |
| 1119 | Coast redwood | 12 | Yes | 3 | Low | Suppressed; drought stressed; dieback. |
| 1120 | Coast redwood | 27 | Yes | 3 | Moderate | Upright form; old topping point; drought stressed; dieback. |
| 1121 | Coast redwood | 19 | Yes | 3 | Moderate | Upright form; old topping point; basal cavity S.; drought stressed; dieback. |
| 1122 | Coast redwood | 20 | Yes | 3 | Moderate | Upright form; old topping point; drought stressed; dieback. |
| 1123 | Coast redwood | 24 | Yes | 3 | Moderate | Upright form; one sided S.; drought stressed; dieback. |
| 1124 | Coast redwood | 25 | Yes | 3 | Moderate | Upright form; old topping point; drought stressed; dieback. |
| 1125 | Coast redwood | 17 | Yes | 3 | Moderate | Upright form; one sided S.; drought stressed; dieback. |
| 1126 | Coast redwood | 21 | Yes | 3 | Moderate | Upright form; one sided S.; drought stressed; dieback. |
| 1127 | Coast redwood | 14 | Yes | 3 | Low | Suppressed; drought stressed; dieback. |
| 1128 | Coast redwood | 22 | Yes | 3 | Moderate | Upright form; one sided S.; drought stressed; dieback. |
| 1129 | Coast redwood | 16 | Yes | 3 | Moderate | Upright form; one sided SW.; old topping point; drought stressed; dieback. |




Santa Clara Unified School District

## Existing Site Conditions
Westwood Elementary School
435 Saratoga Ave.
Santa Clara, CA 95050

# Tree Assessment Plan

HORT SCIENCE BARTLETT CONSULTING
325 Ray Street
Pleasanton, CA 94566
Phone 925.484.0211
Fax 925.484.0596
www.hortscience.com

VERDE DESIGN
LANDSCAPE ARCHITECTURE
CIVIL ENGINEERING
SPORT PLANNING & DESIGN
2455 The Alameda, Ste. 200
Santa Clara, CA 95050
tel: 408.985.7200
fax: 408.985.7260
www.verdedesigninc.com

# Appendix C: Archaeological Review Basin Research Associates, July 9, 2024

## [Confidential – held on file at the District]

# Appendix D: Geologic and Seismic Hazard Assessment Report

# Geotechnical Investigation

# GEOLOGIC AND SEISMIC HAZARDS ASSESSMENT REPORT WESTWOOD ELEMENTARY SCHOOL 435 SARATOGA AVENUE SANTA CLARA, CALIFORNIA

PREPARED FOR: Santa Clara Unified School District
1889 Lawrence Road
Santa Clara, CA 95051

ATTENTION: Mr. Larry Adams

***Copyright 1999 Kleinfelder, Inc.***
***All Rights Reserved.***

This document was prepared for use only by the Santa Clara Unified School District and only for the purposes stated and within a reasonable time from its issuance. Please read the "Limitations" section of this report. Unauthorized use or copying of this document is strictly prohibited. See "Application For Authorization To Use" located at the end of this document if use or copying is desired by anyone other than the client and for the project identified above.

June 24, 1999

KLEINFELDER
An employee owned company

June 21, 1999
File: 12-3058-75

Santa Clara Unified School District
1889 Lawrence Road
Santa Clara, CA 95051

ATTENTION: Mr. Larry Adams

**SUBJECT: Geologic and Seismic Hazards Assessment for Westwood Elementary School, 435 Saratoga Avenue, Santa Clara, California**

Gentlemen:

Kleinfelder, Inc. is pleased to submit six (6) copies of our geologic and seismic hazards assessment report for the Westwood Elementary School campus located at 435 Saratoga Avenue in Santa Clara, California. This report has been prepared to address the potential for geologic and seismic hazards that could affect the existing improvements at the campus as well as future improvements.

Based on the results of our assessment, we find that there are no geologic hazards on or near the campus that would preclude its continued use as a school site or that would severely limit future site development. The primary geologic consideration with respect to building design and construction at the campus is the potential for strong ground shaking which could occur as a result of a strong earthquake generated on one of the many active Bay Area faults. A second possible hazard related to seismic shaking, which may impact the campus is liquefaction. Geotechnical design reports for the currently proposed and future structures will need to further address the potential for liquefaction and provide mitigation recommendations as necessary.

We appreciate the opportunity of providing our services to you on this project and trust this report meets your needs at this time. If you have any questions concerning the information presented, please contact this office.

Sincerely,
**KLEINFELDER, INC.**

Michael Garioto
Staff Geologist

Zia Zafir, PhD
Project Seismic Engineer

John L. Finnigsmier, C.E.G. 2028
Senior Engineering Geologist

REGISTERED GEOLOGIST
JOHN LYMAN FINNIGSMIER
No. 2028
CERTIFIED ENGINEERING GEOLOGIST
STATE OF CALIFORNIA

12-3058-75 (1219R264)/jf
Copyright 1999 Kleinfelder, Inc.

June 21, 1999

# GEOLOGICAL AND SEISMIC HAZARDS ASSESSMENT REPORT
# WESTWOOD ELEMENTARY SCHOOL
# 435 SARATOGA AVENUE
# SANTA CLARA, CALIFORNIA

## TABLE OF CONTENTS


**1.0 INTRODUCTION ..... 1**

1.2 PURPOSE AND SCOPE OF SERVICES ..... 1

**2.0 GEOLOGY ..... 3**

2.1 REGIONAL GEOLOGY ..... 3

2.2 AREA AND SITE GEOLOGY ..... 4

**3.0 FAULTING AND SEISMICITY ..... 5**

3.1 LOCAL AND REGIONAL FAULTING ..... 5

3.2 HISTORICAL SEISMICITY ..... 7

3.3 SITE CHARACTERIZATION ..... 9

3.4 DESIGN EARTHQUAKE LEVEL ..... 9

3.5 ATTENUATION RELATIONSHIP ..... 10

3.6 PROBABILISTIC ANALYSIS ..... 11

**4.0 CONCLUSIONS - GEOLOGIC HAZARDS ..... 12**

4.1 SURFACE FAULT RUPTURE ..... 12

4.2 SEISMIC SHAKING ..... 12

4.2.1 Peak Ground Acceleration ..... 12

4.2.2 Near Fault Issues in Structural Design ..... 13

4.3 SEISMICALLY INDUCED GROUND FAILURE ..... 14

4.3.1 Liquefaction and Lateral Spreading ..... 14

4.3.2 Dynamic Compaction ..... 15

4.3.3 Landslides and Seismically Induced Slope Failures ..... 16

4.4 TSUNAMI, SEICHE, AND FLOODING ..... 16

**5.0 LIMITATIONS ..... 17**

**6.0 REFERENCES ..... 18**



Copyright 1999 Kleinfelder, Inc.

## TABLE OF CONTENTS
## (CONTINUED)

**PLATES**


| | |
|---|---|
| Plate 1 | Site Vicinity Map |
| Plate 2 | Site Plan |
| Plate 3 | Regional Geologic Map |
| Plate 4 | Area Geologic Map |
| Plate 5 | Regional Fault Map |
| Plate 6 | Epicenters of Earthquakes (1800 –May 1999) |


**APPENDICES**


| | |
|---|---|
| Appendix A | Application for Authorization to Use |



Copyright 1999 Kleinfelder, Inc.

# GEOLOGICAL AND SEISMIC HAZARDS ASSESSMENT REPORT
# WESTWOOD ELEMENTARY SCHOOL
# 435 SARATOGA AVENUE
# SANTA CLARA, CALIFORNIA

## 1.0 INTRODUCTION

This report presents the results of Kleinfelder's geologic and seismic hazards assessment for the Westwood Elementary School campus. As illustrated on the Site Vicinity Map, Plate 1, the campus is located at 435 Saratoga Avenue in Santa Clara, California. This report has been prepared to address the potential for geologic and seismic hazards that could affect the existing as well as future improvements at the campus.

### 1.1 SITE DESCRIPTION

The roughly square-shaped site fronts Saratoga Avenue on the northwest and is surrounded by residential areas in all other directions. As illustrated in Plate 2, the existing structures and generally located in the western portion of the site. Asphalt hard-court areas are located in the south and east corners of the campus while the grass ball-fields are located in the north and east portions of the campus. Based on topographic mapping by the United States Geological Survey (USGS, 1980), the site is relatively slopes very gently to the northeast with an elevation range of about 105 to 110 feet above Mean Sea Level Datum (MSL). As measured from this topographic map, the site coordinates are:

Latitude: 37.333N Longitude: 121.959W

### 1.2 PURPOSE AND SCOPE OF SERVICES

The purpose of this geologic assessment is to identify and assess potential geologic hazards at the site in accordance with the requirements for such studies as outlined under the California Code of Regulations, Title 24; 1998 California Building Code (CBC), the California Education Code (Chapter 1, Section 39002), the 1999 California Division of Mines and Geology (CDMG) checklist for the review of Geologic/Seismic Reports for Schools and Essential Services Buildings, CDMG Note 42 (Guidelines to Geologic/Seismic Reports), CDMG Note 44


Copyright 1998 Kleinfelder, Inc.

(Recommended Guidelines for Preparing Engineering Geologic Reports), CDMG Special Publication 42 (Fault-Rupture Hazard Zones in California), and CDMG Special Publication 117 (Guidelines for Evaluating and Mitigating Seismic Hazards). In addition, our assessment also includes development of site specific ground motions based on peak ground accelerations for the subject site by using a seismic source model based on proximity to active faults, major historical earthquakes, regional seismicity, and subsurface soil conditions at the site. Specifically, our scope of services include the following:

- Research and review of available geologic, geotechnical and seismologic publications and maps covering the site and vicinity;
- A geologic reconnaissance of the site by an engineering geologist to observe and map pertinent surface features indicative of possible geologic hazards;
- Discussion of significant faults and assessment of site seismicity;
- Estimate peak horizontal ground surface accelerations for an Upper Bound Earthquake (UBE); and
- Evaluation of the researched data and preparation of this written report with conclusions regarding possible geologic and seismic hazards affecting the site and the proposed project.

All references reviewed during preparation of this report are listed at the end of this report (Section 6). No subsurface data, i.e., boring logs, were available to us at the time this report was prepared; hence, our interpretation of the subsurface conditions is based on the referenced research materials and our site reconnaissance.

This investigation specifically excludes the assessment of environmental characteristics, particularly those involving hazardous substances.


Copyright 1998 Kleinfelder, Inc.

# 2.0 GEOLOGY

## 2.1 REGIONAL GEOLOGY

The San Francisco Bay Area lies within the Coast Range Geomorphic Province, a more or less discontinuous series of northwest trending mountain ranges, ridges, and intervening valleys characterized by complex folding and faulting. The general geologic framework of the San Francisco Bay Area is illustrated in studies by Schlocker (1970), included as Plate 3, the Regional Geologic Map, as well as in studies by Wagner, et al., (1990).

Geologic and geomorphic structure within the San Francisco Bay area is controlled by the San Andreas fault (SAF). This right-lateral strike-slip fault which extends from the Gulf of California, in Mexico, to Cape Mendocino, off the coast of Humboldt County in northern California, forms a portion of the boundary between two independent tectonic plates on the surface of the earth. To the west of the SAF is the Pacific plate, which moves north relative to the North American plate, located east of the fault. In the San Francisco Bay area, movement across this plate boundary is concentrated on the SAF; however, it is also distributed, to a lesser extent across a number of other faults which include the San Gregorio, Hayward, Calaveras and Monte Vista among others. Together, these faults are referred to as the SAF system. The northwest trend of the faults within the system are responsible for the strong northwest structural orientation of geologic and geomorphic features in the San Francisco Bay area. Regional faulting and seismicity are discussed in detail in sections 3 and 4 of this report.

Basement rock west of the SAF is generally granitic, while to the east it consists of a chaotic mixture of highly deformed marine sedimentary, submarine volcanic and metamorphic rocks of the Franciscan Complex. Both are typically Jurassic to Cretaceous in age (190-65 million years old). Overlying the basement rocks are Tertiary (about 65 to 2 million years old) marine and non-marine sedimentary rocks with some continental volcanic rock. These Tertiary rocks have typically been extensively folded and faulted largely as a result of forces driving movement along the SAF system, which has been ongoing for about the last 25 million years. The inland valleys as well as San Francisco and San Pablo Bays are filled with unconsolidated to semi-


Copyright 1998 Kleinfelder, Inc.

consolidated deposits of Quaternary age (about the last 2 million years). Continental deposits (alluvium) consist of sand, silt, clay and gravel while the bay deposits typically consist of very soft organic rich silt and clay (bay mud) or sand.

### 2.2 AREA AND SITE GEOLOGY

The City of Santa Clara and the project site are located in a broad alluvial basin known as the Santa Clara Valley. Localized studies which map the geologic units underlying the Santa Clara area include Rodgers and Williams (1974), Helley, et al., (1979) and. All are in agreement that the site is underlain by unconsolidated Quaternary alluvial deposits. The Area Geologic Map, Plate 4, is reproduced from Helley, et al., (1979) which breaks the alluvial deposits in the vicinity into several groups based upon age, depositional environment and material composition. As illustrated on Plate 4, materials underlying the site are mapped as **Qham** - medium grained alluvium. This unit, as described in Helley, et al., (1979) is generally unconsolidated, fine grained, silty and clayey sands, and clayey silts. Rodgers and Williams (1974), is in general agreement with this description for the surficial materials at the campus. Helley, et. al. (1979) indicates that the Holocene alluvial deposits are possibly as thick as 50 feet but generally less than 20 feet thick. Underlying the Holocene alluvium is generally 150 feet or more of Late Pleistocene age (less than about 70,000 years) alluvial deposits (**Qpa**) of variable composition.

## 3.0 FAULTING AND SEISMICITY

### 3.1 LOCAL AND REGIONAL FAULTING

The site is not located within an Alquist-Priolo Earthquake Fault Zone where special studies addressing the potential for surface fault rupture are required. The closest fault considered capable of surface fault rupture is the San Andreas fault, located about 14.3 kilometers southwest of the site.

Santa Clara is within a region characterized by numerous active faults and high seismic activity. Locations of the active and potentially active faults in the area with respect to the subject site are shown on Plate 5, Regional Fault Map. An active fault is one which has experienced seismic


Copyright 1998 Kleinfelder, Inc.

activity during historic time (since roughly 1800) or exhibits evidence of surface rupture during Holocene time (Hart and Bryant, (1997). A potentially active fault is the one that exhibits evidence of activity during Quaternary time (Hart and Bryant, 1997). The closest active or potentially active fault according to CDMG is the Monte Vista-Shannon fault, located approximately 8.2 km southwest of the site. Table 1 lists the active and potentially active faults within a 100 km radius of the site, which are considered by CDMG to be significant independent seismic source faults and their seismic parameters. Locations of the active and potentially active faults in the area with respect to the subject site are shown on Plate 5. The locations of the faults and associated parameters presented on Table 1 are based on data presented by Real, et al., (1978), Toppozada, et al., (1978), Hart, et al., (1984), Wesnousky (1986), Wong, et al., (1988), Working Group on California Earthquake Probabilities (1990), Schwartz (1994), Jennings (1994), Mualchin (1995), Frankel, et al., (1996), and Petersen, et al., (1996). The maximum earthquake magnitudes presented in this table are based on the moment magnitude scale developed by Kanamori (1977).

Concealed beneath the alluvium of Santa Clara Valley are several faults which are considered to have been active during Quaternary time and thus are potentially active; however, evidence of Late Quaternary activity is lacking (Wagner, 1990 and Jennings, 1994). As shown on Plate 5, these faults, which include the San Jose, Palo Alto, Stanford, Silver Creek and Coyote Creek faults, are not considered significant independent seismic sources; hence, they are not considered independently in our seismic source assessment. Their seismic influence is considered in the background seismicity in our seismic source model.


Copyright 1998 Kleinfelder, Inc.

**TABLE 1: SIGNIFICANT FAULTS**

| Fault Name | Fault Length (km) | Closest Distance To Site (km) | Magnitude of Maximum Earthquake * | Slip Rate (mm/yr) | Values of | |
|---|---|---|---|---|---|---|
| | | | | | a | b |
| Monte Vista-Shannon | 41 | 8.2 | 6.8 | 0.4 | 1.37 | 0.70 |
| Hayward (SE Extension) | 26 | 13.8 | 6.4 | 3 | 2.78 | 0.80 |
| San Andreas (1906 Event) | 470 | 14.3 | 7.9 | 24 | 4.79 | 0.90 |
| Hayward (total) | 80 | 18.4 | 7.1 | 9 | 3.45 | 0.80 |
| Calaveras (southern) | 100 | 19.6 | 6.2 | 15 | 4.06 | 0.90 |
| Calaveras (northern) | 52 | 19.8 | 6.8 | 6 | 3.95 | 0.90 |
| Sargent | 53 | 23.9 | 6.8 | 3 | 1.68 | 0.70 |
| Zayante-Vergeles | 56 | 28.7 | 6.8 | 0.1 | 0.81 | 0.70 |
| San Gregario | 129 | 36.9 | 7.3 | 5 | 3.96 | 0.90 |
| Greenville-Marsh Creek | 56 | 40.8 | 6.9 | 2 | 3.49 | 0.90 |
| Monterey Bay – Tularcitos | 84 | 47.8 | 7.1 | 0.5 | 2.94 | 0.90 |
| Palo Colorado – Sur | 80 | 60.4 | 7.0 | 3 | 3.69 | 0.90 |
| Concord-Green Valley | 26 | 60.7 | 6.9 | 6 | 3.27 | 0.80 |
| Great Valley (also known as Coast Ranges- Sierra Block Boundary) | 560 | 61.0 | 7.0 | 1.5 | 4.41 | 1.20 |
| Ortigalita | 66 | 61.6 | 6.9 | 1 | 3.15 | 0.90 |
| San Andreas (1857 Event) | 345 | 69.9 | 7.8 | 34 | 4.62 | 0.88 |
| Quien Sabe | 23 | 72.0 | 6.5 | 1 | 2.30 | 0.80 |
| Rinconada | 189 | 72.6 | 7.3 | 1 | 3.32 | 0.90 |

* moment magnitude

The "a" and "b" values listed in this table are a measure of the frequency of occurrence of earthquakes of various magnitudes. The general form of this recurrence model is based on the Gutenberg-Richter (Gutenberg and Richter, 1956) exponential frequency-magnitude relationship:

$$\log N(M) = a - bM$$

where N(M) is the cumulative number of earthquakes of magnitude "M" or greater per year, and "a" and "b" are constants based on recurrence analyses.

## 3.2 HISTORICAL SEISMICITY

The project site and its vicinity are located in an area traditionally characterized by high seismic activity. According to 1998 California Building Code (CBC) Figure 16A-2 and §1627A.2, the


Copyright 1998 Kleinfelder, Inc.

site lies within Seismic Zone 4. A number of large earthquakes have occurred within this area in the past years. Some of the significant nearby events include the 1906 (M7.9) San Francisco earthquake, the 1838 (M7) San Francisco/San Mateo earthquake, the 1868 (M6.8) Hayward earthquake, the 1899 (M5.8) and the 1984 (M6.1) Morgan Hill earthquakes, the 1882 (M5.8) and 1892 (M5.8) Hollister earthquakes, the 1884 (M6.0) and the 1885 (M6.3) Santa Cruz Mountains earthquakes, the two 1903 (M5.5) San Jose earthquakes, the July 1911 (M6.6) San Jose earthquake, and the 1989 (M6.9) Loma Prieta earthquake. Epicenters of some significant earthquakes (M>4.0) within the vicinity of the site are shown on Plate 6. During the 1989 Loma Prieta earthquake, several California Strong Motion Instrumentation Program (CSMIP) stations in the area recorded free-field horizontal peak ground accelerations ranging from 0.1 to 0.3 g (Thiel Jr., 1990). The isoseismal map (Figure 6-6 of Thiel Jr., 1990) shows a Modified Mercalli Intensity of VII for the project area during the 1989 Loma Prieta earthquake.

The earthquake database used in our search contains in excess of 5,500 seismic events and covers the period from 1800 through May 1999. The earthquake database is principally comprised of an earthquake catalog for the State of California prepared by the Division of Mines and Geology (CDMG). The original CDMG catalog (Real, et al., 1978) is a merger of the University of California at Berkeley and the California Institute of Technology instrumental catalogs (Hileman, et al., 1973). The combined catalog contains earthquake records from January 1, 1900 through December 31, 1974. Updates prepared by CDMG in 1979 and 1982 extend the coverage through 1982. In addition to the CDMG updates, data from earthquakes during the period between 1910 and May 1999 has been obtained from a composite catalog by Council of the National Seismic System (CNSS). The CNSS catalog is a world-wide earthquake catalog which is created by merging the master earthquake catalogs from contributing CNSS member networks and then removing duplicate events, or non-unique solutions from the same event. The CNSS network includes Northern and Southern California Seismic Networks, Pacific Northwest Seismic Network, University of Nevada, Reno Seismic Network, University of Utah Seismographic Stations and United States National Earthquake Information Service. The earthquake database also consists of earthquake records between 1800 and 1900 from Seeburger and Bolt (1976) and Toppozada, et al., (1978, 1981).


Copyright 1998 Kleinfelder, Inc.

The parameters used to define the limits of the historical earthquake search include geographical limits (within 100 km of the site), dates (1800 through May 1999), and magnitudes (M>4). A summary of the results of the historical search is presented below.

| | |
|---|---|
| Time Period (1800 to May 1999) | 199+ years |
| Maximum Moment Magnitude | 7.9 |
| Approximate distance to nearest historical M>4 earthquake | 9 km |
| Number of events exceeding magnitude 4 within search area | 310 |

### 3.3 SITE CHARACTERIZATION

In developing site specific seismic design criteria, the characteristics of the soils underlying the site are an important input to evaluate the site response at a given site. Based on our review of the geologic maps covering the site and vicinity and our experience in the area, we estimate that the upper 100 feet of geologic materials beneath the site include materials consistent with the descriptions of Holocene medium grained alluvium (**Qham**) and Late Pleistocene alluvium (**Qpa**) per Helley, et al., (1979). According to Borchardt and Glassmoyer (1994), the estimated average shear wave velocity for the formational units **Qham** and **Qpa** are 233 m/s and 199-360 m/s, respectively. For the **Qpa**, the low end of the range is for clay rich material and the high end of the range is for coarse grained alluvium. The depth to bedrock is not known but believed to be well in excess of 200 feet at the site.

In accordance with the 1998 CBC, where subsurface data is not available, the default Site Class of $S_D$ should be used. Based on the discussion in the previous paragraph, we judge that the site should be classified as $S_D$ anyway. $S_D$ is defined as a soil profile consisting of stiff soils with shear wave velocity between 180 and 360 m/s or SPT N = 15-50, or Su = 1000-2000 psf, for the upper 100 feet.

### 3.4 DESIGN EARTHQUAKE LEVEL

We have developed peak ground accelerations for Upper Bound Earthquake (UBE) and the Design Basis Earthquake (DBE). As defined in the 1998 CBC, the UBE is defined as the ground


Copyright 1998 Kleinfelder, Inc.

motion that has a 10% probability of being exceeded in 100 years (return period of about 950 years). The DBE is defined as the ground motion that has a 10% probability of being exceeded in 50 years (return period of about 475 years), per the 1997 UBC. For structures to be occupied at the campus, the UBE is required for use in structural design calculations, per the 1995 and 1998 CBC. The DBE is recommended for use in other non-occupancy structures at the site.

A probabilistic seismic hazard analysis was used to estimate the peak ground accelerations for the UBE and DBE, as discussed above. This analysis involves the selection of an appropriate predictive relationship to estimate the ground motion parameters, and, through probabilistic methods, determination of peak accelerations. The results of these analyses, for this site, are presented in Section 4.2.1 of this report.

### 3.5 ATTENUATION RELATIONSHIP

Site-specific ground motions can be influenced by the types of faulting, magnitudes of the earthquakes, and the local soil conditions. The attenuation relationships used to estimate ground motion from an earthquake source at some distance from the site need to consider these effects.

Many attenuation relationships have been developed to estimate the variation of peak ground surface acceleration with earthquake magnitude and distance from the site to the source of an earthquake. Of these relationships, we have selected relationship presented by Boore et. al. (1993,1994) because of its wide acceptance by seismologists. This relationship has also been used in developing recent Interim National Seismic Hazard Maps (Frankel et. al., 1996) for the State of California. Since the site can be classified as Site Class $S_D$ , per the 1998 CBC, we have used the relationships corresponding to this Site Class considering an average soil shear wave velocity of 260 m/s. The predictive relationships by Boore et. al. were developed from statistical analyses of recorded earthquakes from Western North America, including the records from the 1989 Loma Prieta earthquake and 1992 Landers earthquake. The attenuation relationships provide mean values of ground motions associated with one set of parameters: magnitude, distance, site soil conditions, and mechanism of faulting. The uncertainty in the predicted


Copyright 1998 Kleinfelder, Inc.

ground motion is taken into consideration by including a magnitude dependent standard error in the probabilistic analysis.

### 3.6 PROBABILISTIC ANALYSIS

Probabilistic modeling procedure was used to estimate the peak ground motion corresponding to the UBE. The probabilistic analysis approach is based on the characteristics of the earthquake and of the causative fault associated with the earthquake. These characteristics include such items as magnitude of the earthquake, distance from the site to the causative fault, maximum credible earthquake, length, and activity of the fault. The effects of site soil conditions and mechanism of faulting are accounted for in the attenuation relationships.

The theory behind the seismic risk analysis has been developed over many years (Cornell, 1968, 1971; Merz and Cornell, 1973) and is based on the "total probability theorem" and on the assumption that earthquakes are events that are independent of time and space from one another. According to this approach, the probability of exceeding PE(Z) at a given level of ground motion, Z, at the site within a specified time period, T, is given by

$$PE(Z) = 1 - e^{-\vartheta(Z)T}$$

where $\vartheta(Z)$ is the mean annual rate of exceedance of ground motion level Z. Different probabilities of exceedance may be selected, depending on the level of performance required.


Copyright 1998 Kleinfelder, Inc.

# 4.0 CONCLUSIONS - GEOLOGIC HAZARDS

A discussion of specific geologic hazards that could impact the site is included below. The hazards considered include: surface fault rupture; seismic shaking; liquefaction, lateral spreading, dynamic compaction; landslides, seismically induced ground failures, tsunami, seiche and flooding (seismically induced or otherwise).

## 4.1 SURFACE FAULT RUPTURE

There are no known active faults crossing the site or trending toward the site. The closest known fault considered capable of surface ground rupture is the San Andreas fault, located approximately 14.3 km southwest of the site. As discussed in section 3.1, there are several faults mapped as concealed beneath the alluvium of Santa Clara Valley. Wagner (1990) and Jennings (1994), indicate that the San Jose fault, may be located within about 1 kilometer of the site, to the west. Evidences to indicate that this fault has been active during the Late Quaternary is lacking; therefore, it is not considered to present a surface fault rupture hazard. As such, in our opinion the potential for fault-related surface rupture at the school campus is very low.

## 4.2 SEISMIC SHAKING

### 4.2.1 Peak Ground Acceleration

The estimated peak horizontal ground acceleration (in units of gravity), calculated using the methods discussed in sections 3.3 though 3.6 for the Upper Bound Earthquake (UBE) and Design Basis Earthquake (DBE) are presented in Table 2. The corresponding return period and annual probability of occurrence are also presented in Table 2.

**TABLE 2: PEAK GROUND ACCELERATION**

| Event | Return Period | Probability of Occurrence | Annual Probability Of Exceedance | Peak Horizontal Acceleration (g) |
|---|---|---|---|---|
| DBE | 475 | 10% in 50 years | 0.0022 | 0.67 |
| UBE | 950 | 10% in 100 years | 0.0011 | 0.90 |


Copyright 1998 Kleinfelder, Inc.

### 4.2.2 Near Fault Issues in Structural Design

In recent years, many modern structures located near the seismic source have been severely damaged or collapsed. The severe damage and/or collapse is attributed to near fault motions that are characterized by energetic unidirectional velocity pulses (Singh 1984, 1985). What makes these motions particularly damaging is the impulse (area under the acceleration multiplied by the mass). A structural system that yields during a long duration pulse (impulse loading) may experience very large permanent deformations and/or collapse. The extent of these actions depends on the strength and natural period of the structure and the structure articulation, as well as the amplitude, duration, and shape of the pulse. The near fault pulse type motions can be particularly damaging because they can accumulate inelastic deformations in one direction and their considerations in the near fault conditions should be properly evaluated.

Due to potential near fault motion resulting from seismic activity on the Monte Vista-Shannon and the San Andreas faults, near source effects should be considered in the structural design of the proposed facility. Structures with strength discontinuities, soft stories, plan irregularities, discontinuous shear walls and ductile moment frames are particularly vulnerable to these type of motions and should either be avoided or properly evaluated.

In accordance with the 1998 CBC, the Near-Source Factors $N_a$ and $N_v$ are incorporated into the seismic coefficients $C_a$ and $C_v$ which are both used to determine the total design lateral force or shear at the base of the building or structure. The values of these factors depend on the distance of the structure from the fault and the fault type. The near source factors and seismic coefficients for each structure can be obtained from Tables 16A-Q through 16A-T of 1998 CBC.

For this site, both the Monte Vista-Shannon and the San Andreas faults should be considered as the source for near fault motions since they are the closest significant faults, within 15 km of the site, per ICBO (1998). Based on the available fault parameters for the Monte Vista-Shannon fault, the fault has a slip rate of about 0.4 mm/yr and can experience an earthquake of maximum moment magnitude of 6.8, whereas, the San Andreas fault has a slip rate of 24 mm/yr and can experience an earthquake of maximum moment magnitude of 7.9. According to Table 16A-U of


Copyright 1998 Kleinfelder, Inc.

1998 CBC, the Monte Vista-Shannon and San Andreas faults can be classified as a Seismic Source Type B and A, respectively. Based on Sheet E-19 of ICBO (1998), the site distances from the Monte Vista-Shannon and the San Andreas faults are about 8.2 km and 14.3 km, respectively. Using the above information, the Near-Source Factors $N_a$ and $N_v$ are about 1.0 and 1.07, respectively, for the Monte-Vista Shannon fault and 1.0 and 1.03, respectively, for the San Andreas fault. This means, that the Near-Source Factors for the Monte Vista-Shannon fault will govern this site. Alternatively, consideration should be given to dynamic analyses utilizing site specific response spectra that better account for the types of near source effects observed in the recent Northridge, California and Kobe, Japan earthquakes.

## 4.3 SEISMICALLY INDUCED GROUND FAILURE

### 4.3.1 Liquefaction and Lateral Spreading

Soil liquefaction is a condition where saturated, granular soils undergo a substantial loss of strength and deformation due to pore pressure increase resulting from cyclic stress application induced by earthquakes. In the process, the soil acquires a mobility sufficient to permit both horizontal and vertical movements if the soil mass is not confined. Soils most susceptible to liquefaction are saturated, loose, clean, uniformly graded, Holocene age and fine grained sand deposits. Lateral spreading is a potential hazard commonly associated with liquefaction where extensional ground cracking and settlement occur as a response to lateral migration of subsurface liquefiable material. This phenomena typically occurs adjacent to slopes or channels.

Numerous historical accounts of liquefaction and lateral spreading in the Coyote Creek and Guadalupe River mouth area, between Santa Clara and Milpitas, have been recorded. Massive lateral spreading, significant settlement and abundance of sand boils occurred as a result of the 1906 San Francisco earthquake (Lawson, 1908). Four locations of liquefaction related ground deformation were recorded in this area following the 1989 Loma Prieta earthquake as well (Holzer, 1997).

As described in Helley, et al., (1979), and Rodgers and Williams (1974), the material underlying the site is unconsolidated alluvium of Holocene and Late Pleistocene age. These alluvial units


Copyright 1998 Kleinfelder, Inc.

generally consist of stiff sandy to silty clay, clayey silt, clayey sand and silty sand. These generally clay rich alluvial units do have occasional relatively clean sand lenses of low to moderate density. Within the Holocene alluvium, these sand lenses are considered potentially liquefiable where subject to shallow groundwater levels; hence, the Holocene alluvial units are typically considered to have moderate to high potential for liquefaction occurrence. As a result of densification and slight cementation, which occurs naturally with age, alluvial materials over 15,000 years old (Late Pleistocene) are generally considered to have a low potential for liquefaction (Tinsley, 1998).

We do not have site specific groundwater information for the site; however, based on information from the Santa Clara Valley Water District, groundwater levels in the vicinity are generally below an elevation of 50 feet MSL. Considering this and the site elevation of about 105 to 110 feet MSL, we can reasonably speculate that groundwater is more than 30 feet below the ground surface. It is possible that zones of perched water lie within sand lenses closer to the surface, i.e., within the Holocene alluvium, which could be conducive to liquefaction. Although our research indicates that the potential for liquefaction to impact the site appears low, this will need to be verified by future geotechnical investigations for future improvements.

### 4.3.2 Dynamic Compaction

Another type of seismically induced ground failure, which can occur as a result of seismic shaking, is dynamic compaction or seismic settlement. Such phenomena typically occur in unsaturated, loose granular material or uncompacted fill soils. Our experience in the area indicates that as a result of weathering and hydrocompaction, the natural soils in the vicinity typically have a significant clay content, density and/or moisture content such that they are not conducive to dynamic compaction. Since there does not appear to be significant deposits of poorly compacted fill on-site, we judge that the potential for dynamic compaction to impact the site is low. However, the possibility of shaking related random ground cracking affecting the site and surrounding areas cannot be precluded.


Copyright 1998 Kleinfelder, Inc.

### 4.3.3 Landslides and Seismically Induced Slope Failures

As a result of the general lack of topographic relief and/or incised creek channels on the campus, the potential for landsliding, seismically induced or otherwise, is considered to be very low.

## 4.4 TSUNAMI, SEICHE, AND FLOODING

The site is located several miles from the shore of San Francisco Bay at an elevation approximately 105 to 110 feet above sea level; hence, the potential for tsunamis or seiche flooding is considered very low.

With respect to flooding, related to dam failure, Santa Clara County Flood Control and Water District (1973) indicates that the campus is outside the area which might be inundated if catastrophic failure (as could occur during a strong earthquake) of Lexington Dam occurred at 100 percent of storage capacity. Santa Clara Valley Water District (1986) and FEMA (1980) address flooding in relation to the 100 year storm event. With respect to these studies, the site is shown to be outside of areas subject to greater than one foot of inundation during a 100 year storm event, but within an area of possible inundation during a 500 year storm event.


Copyright 1998 Kleinfelder, Inc.

## 5.0 LIMITATIONS

The services provided under this contract as described in this report include professional opinions and conclusions based on the data collected. These services have been performed according to generally accepted engineering geology practices that exist in the project area at the time the report was written. No warranty is expressed or implied.

This report may be used only by the Santa Clara Unified School District and only for the purposes stated, within a reasonable time from its issuance. Land use and site conditions (both on site and off site) or other factors may change over time, and additional work may be required with the passage of time. Any party other than the Santa Clara Unified School District desiring to use this report shall notify Kleinfelder of such intended use. Based on the intended use of the report, Kleinfelder may require that additional work be performed and that an updated report be issued. Non-compliance with any of these requirements by the client or anyone else will release Kleinfelder from any liability resulting from the use of this report by any unauthorized party.

The conclusions of this report are for the Westwwod Elementary School campus, as described in the text of this report, and are based on information obtained from the following:

- Review of reference geologic maps and reports;
- The observations of our Certified Engineering Geologist;
- Review of aerial photographs; and
- Our experience in the vicinity.

The conclusions and recommendations in this report are invalid if the report is used for adjacent or other properties.


Copyright 1998 Kleinfelder, Inc.

## 6.0 REFERENCES

Association of Bay Area Governments, 1995, On Shaky Ground, April 1995.

Association of Engineering Geologists, 1993, Preparation and review of engineering geology / seismicity reports for hospital and school sites in California: AEG-CDMG-OSHPD.

Bennet, J.H., and R.W. Sherburne, (eds.), 1984, The 1984 Morgan Hill, California Earthquake: California Division of Mines and Geology Special Publication 68.

Boore, D.M., W.B. Joyner and T.E. Fumal, 1993, Estimation of Response Spectra and Peak Acceleration from Western North American Earthquakes: An Interim Report, U.S. Geological Survey, Open-File Report 93-509.

Boore, D.M., W.B. Joyner and T.E. Fumal, 1994, Estimation of Response Spectra and Peak Acceleration from Western North American Earthquakes: An Interim Report, Part 2, U.S. Geological Survey, Open-File Report 94-127.

Borchardt, Glen, and others, editors (1992), Proceedings of the Second Conference on Earthquake Hazards in the Eastern San Francisco Bay Area: California Division of Mines and Geology, Special Publication 113.

Borchardt, R.D. and G. Glassmoyer, 1994, Influences of Local Geology on Strong and Weak Ground Motions Recorded in the San Francisco Bay Region and Their Implications for Site- Specific Building-Code Provisions, *in* Borchardt, R.D., editor, The Loma Prieta, California, Earthquake of October 17, 1989 - Strong Ground Motion: USGS Professional Paper 1551-A, pp A77-A108.

Borchardt, R.D., J.F. Gibbs, and K.R. Lajoie, 1975, Prediction of Maximum Intensity in the San Francisco Bay Region, California, for a large earthquakes on the San Andreas and Hayward faults: U.S. Geological Survey, Miscellaneous Field Studies Map MF-709.

Borchardt, R.D. (1994), New Developments in Estimating Site Effects on Ground Motion, Proceedings, ATC 35-1, Seminar on New Developments in Earthquake Ground Motion Estimation and Implications for Engineering Design Practice, Applied Technology Council, Redwood City, CA.

California Building Standards Commission CBC, 1998), California Building Code.

California Division of Mines and Geology, 1982, Special Studies Zones Maps, San Jose West Quadrangle, January 1, 1982, scale 1:24,000

CDMG, (1987), Guidelines for Preparing Engineering Geologic Reports: California Division of Mines and Geology, CDMG Note 44.

Cornell, C.A. (1968), Engineering Seismic Risk Analysis: Bulletin of the Seismological Society of America, Vol. 58, No. 5.


Copyright 1998 Kleinfelder, Inc.

Cornell, C.A. (1971), Probabilistic Analysis of Damage to Structures Under Seismic Loading, Dynamic Waves in Civil Engineering, London, Interscience.

EERI, Earthquake Engineering Research Institute, 1989, Loma Prieta Earthquake, October 17, 1989, Preliminary Reconnaissance Report, 89-03, November 1989.

Federal Emergency Management Agency (FEMA), 1980, Flood Insurance Rate Map, City of Santa Clara, California, Santa Clara County - Panel Nos. 060350 0005 C, dated July 16, 1980.

Frankel, A.D., D.M. Perkins, and C.S. Mueller, 1996, Interim National Seismic Hazard Maps: Documentation, for the National Earthquake Hazards Reduction Program (NEHRP), USGS, Denver, CO.: available at web site: http://gldage.cr.usgs.gov

Greensfelder, R.W., 1975; Maximum Credible Rock Acceleration From Earthquakes in California: California Division of Mines and Geology Map Sheet 23.

Gutenberg, B. and C.F. Richter, (1956), Earthquake Magnitude, Intensity, Energy and Acceleration, Bulletin of the Seismological Society of America, Vol. 46, No. 2.

Hart, E.W. and W.A. Bryant, 1997, Fault-Rupture Hazard Zones in California: California Division of Mines and Geology, Special Publication 42, 1997 revised edition.

Hart, E.W., W.A. Bryant, and T.C. Smith, (1984), Summary Report: Fault Evaluation Program (Sierra Nevada Region): California Department of Conservation, Division of Mines and Geology Open File Report 83-10SF.

Helley, E.J., K.R. Lajoie, W.E. Spangle, and M.L. Blair, 1979, Flatland Deposits of San Francisco Bay Region, California - Their Geology and Engineering Properties and Their Importance to Comprehensive Planning: USGS Professional Paper 943.

Hileman, J.A., C.R. Allen, and J.M. Nordquist, (1973), Seismicity of Southern California Region, 1 January 1882 to 31 December 1972, California Institute of Technology, Seismological Laboratory Contribution 2385.

Holzer, T.L. ed. (1997), The Loma Prieta, California Earthquake of October 17, 1989 – Liquefaction: USGS Professional Paper 1551-B.

Hoose, S.N., (ed.), 1986, The Morgan Hill, California, earthquake of April 24, 1984: U. S. Geological Survey Bulletin 1639.

Jennings, C.W., 1994, Fault Activity Map of California and Adjacent Areas with Locations and Ages of Recent Volcanic Eruptions, California Division of Mines and Geology.

Kanamori, H., 1977, The Energy Release in Great Earthquakes: Journal of Geophysical Research, Vol. 82, pp. 2981-2987.

Lawson, A.L., 1908, The California Earthquake of April 18, 1906: Report of the State Earthquake Investigation Commission, Carnegie Institution of Washington Publication No. 87.


Copyright 1998 Kleinfelder, Inc.

Lienkaemper, James J., Glen Borchardt, and others, (1992), Hayward Fault: Large Earthquakes versus Surface Creep: California Division of Mines and Geology, Special Publication 113.

Martin, G.R. and R. Dobry, 1994, Earthquake Site Response and Seismic Code Provisions, NCEER Bulletin Vol. 8, No. 4, October, National Center for Earthquake Engineering Research, State University of New York, Buffalo, N.Y.

Merz, H.L. and C.A. Cornell, (1973), Seismic Risk Analysis Based on a Quadratic Magnitude-Frequency Law, Bulletin of the Seismological Society of America, Vol. 63, No. 6.

Mualchin, L., 1995, California Seismic Hazard Map 1995: Based on Maximum Credible Earthquakes (MCE), Department of Transportation, State of California, December.

Mualchin, L., and A.L. Jones, 1992; Peak Acceleration from Maximum Credible Earthquakes in California, Rock and Stiff Soil Sites: California Division of Mines Geology Open File Report 92-1.

Oppenheimer, D.H., I.G. Wong, and F.W. Kleing, (1992), The seismicity of the Hayward Fault, California, California Division of Mines and Geology, Special Publication 113.

Page, B.M., 1982, Modes of Quaternary Tectonic Movement in the San Francisco Bay Region, California, *in* California Division of Mines and Geology, Special Publication 62.

Petersen, M.D., C.H. Cramer, W.A. Bryant, M.S. Reichle, and T.R. Toppozada, 1996, Interim Table of Fault Parameters used by the California Division of Mines and Geology to Compile the Probabilistic Seismic Hazard Maps of California: available at web site: http://www.consrv.ca.gov/dmg/shezp/fltindex.html

Plafker, G. and J.P. Galloway, (eds..), 1989; Lessons Learned from the Loma Prieta, California, Earthquake of October 17, 1989: U. S. Geological Survey Circular 1045, 48 pp.

Real, C.R., T.R. Toppozada, and D.L. Parke, 1978, Earthquake Catalog of California, January 1, 1900 to December 31, 1974, First Edition: California Division of Mines and Geology, Special Publication 52.

Rinne, E.E. (1994), Development of New Site Coefficient of Building Codes, Proceedings of the Fifth U.S. National Conference on Earthquake Engineering, Vol. III, pp 69-78, Earthquake Engineering Research Institute, Oakland, CA.

Ritter, J.R., and W.R. Dupre, 1972, Map showing areas of Potential Inundation by Tsunamis in the San Francisco Bay Region, California, Misc. Field Studies Map MF-480, Basic Data Contribution 52, S.F. Bay Region Environment and Resources Planning Study, U.S. Geological Survey and U.S. Department of Housing and Urban Development.

Rogers, T.H. and J.W. Williams, 1974, Potential Seismic Hazards in Santa Clara County: California Division of Mines and Geology Special Report 107.

San Jose (City of), 1983, Fault Hazard Maps - San Jose West Quadrangle, scale 1:24,000.


Copyright 1998 Kleinfelder, Inc.

Santa Clara County, 1986, Special Studies Zones and Flood Hazard Areas. dated March 1, 1986.

Santa Clara County Flood Control and Water District, 1973, Inundation Maps of Anderson Dam and Lexington Reservoir.

Schlocker, J., 1970, Generalized Geologic Map of the San Francisco Bay Region, California: U.S. Geological Survey Open File Report.

Schwartz, D.P. (1994), New Knowledge of Northern California Earthquake Potential, Proceedings, ATC 35-1, Seminar on New Developments in Earthquake Ground Motion Estimation and Implications for Engineering Design Practice, Applied Technology Council, Redwood City, CA.

Seeburger, D.A. and B.A. Bolt, (1976), "Earthquakes in California, 1769-1927," Seismicity Listing Prepared for National Oceanic and Atmospheric Administration, University of California, Berkeley.

Shakal, A. and others, 1989, CSMIP Strong-Motion Records from the Santa Cruz Mountains (Loma Prieta), California Earthquake of 17 October 1989: CDMG Report No. OSMS 89-06.

Singh, J.P. (1984), Characteristics of Near-Field Strong Ground Motion and their Importance in Building Design, Proceedings, Applied Technology Council (ATC) Seminar on Earthquake Ground Motions and Building Damage Potential, San Francisco, March 27, ATC 10-1.

Singh, J.P. (1985), "Earthquake Ground Motions: Implications for Designing Structures and Reconciling Structural Damage", Earthquake Spectra, Vol. 1, No. 3.

Stover, C.W., B.G. Reagor, S.W. Baldwin, and L.C. Brewer, 1990, Preliminary Isoseismal Map For The Santa Cruz, Loma Prieta, California Earthquake, 1989: U.S. Geological Survey Open File Report 90-18.

Thiel Jr., C.C. (1990), "Competing Against Time," Report to Governor George Deukmejian from The Governor's Board of Inquiry on the 1989 Loma Prieta Earthquake, May 31.

Tinsley, J.C. (1998), Selected Aspects of the Geology of Liquefaction *in* Evaluation and Mitigation of Seismic Hazards: Continuing Education in Engineering, University Extension, University of California, Berkeley – course material.

Toppozada, T.R. and G. Borchardt, 1998, Re-evaluation of the 1836 "Hayward Fault" and the 1838 San Andreas fault Earthquakes, Bulletin of the Seismological Society of America, Vol. 88, No. 1, pp. 140-159.

Toppozada, T.R. and D.L. Parke, (1982), "Area Damaged by the 1868 Hayward Earthquake and Recurrence of Damaging Earthquakes near Hayward," CDMG Special Publication 6.2, Proceedings Conference on Earthquake Hazards in the Eastern San Francisco Bay Area.

Toppozada, T.R., D.L. Parke, and C.T. Higgins, 1978, Seismicity of California, 1900-1931: California Division of Mines and Geology Special Report 135, p. 39.


Copyright 1998 Kleinfelder, Inc.

Toppozada, T.R., C.R. Real, and D.L. Parke, (1981), "Preparation of Isoseismal Maps and Summaries of Reported Effects for Pre-1900 California Earthquakes", California Division of Mines and Geology Open File Report 81-11 SAC, p. 182.

Tyler, Martha Blair, 1994, Look Before You Build, Geologic Studies for Safer Land Development in the San Francisco Bay Area, U.S. Geological Survey Circular 1130.

United States Geological Survey, 1980, Topographic Map of the San Jose West Quadrangle, photorevised in 1980, scale 1:24,000.

Wagner, D.L., E.J. Bortugno, and R.D. McJunkin, 1990, Geologic Map of the San Francisco-San Jose Quadrangle: California Division of Mines and Geology Regional Geologic Map Series, scale 1:250,000.

Wallace. R.E., (ed.), 1990, The San Andreas fault System, California: U.S. Geological Survey Professional Paper 1515.

Wesnousky, S.G., 1986; Earthquakes, Quaternary Faults, and Seismic Hazard in California: Journal of Geophysical Research, Vol. 91, No. B12, Pages 12,587-12,631, November 10, 1986.

Wong, I.G., R.W. Ely, and A.C. Kollman, (1988), Contemporary Seismic and Tectonics of the Northern and Central Coast Range-Sierra Block Boundary Zone, California: Journal of Geophysical Research, v. 93, pp. 7813-7833.

Working Group on California Earthquake Probabilities, 1990, Probabilities of Large Earthquakes in the San Francisco Bay Region, California: U.S. Geological Survey, Circular 1053, p. 51.

Youd, T.L. and S.N. Hoose, 1978, Historic Ground Failures in Northern California Triggered by Earthquakes: U.S. Geological Survey Professional Paper 993.

Aerial Photographs (black and white) from Kleinfelder's library:

| Number | Date | Scale |
|---|---|---|
| AV-1138-09-13,14 | 4/28/74 | 1:12000 |
| AV-129-06-16 | 2/25/54 | 1:9600 |


Copyright 1998 Kleinfelder, Inc.

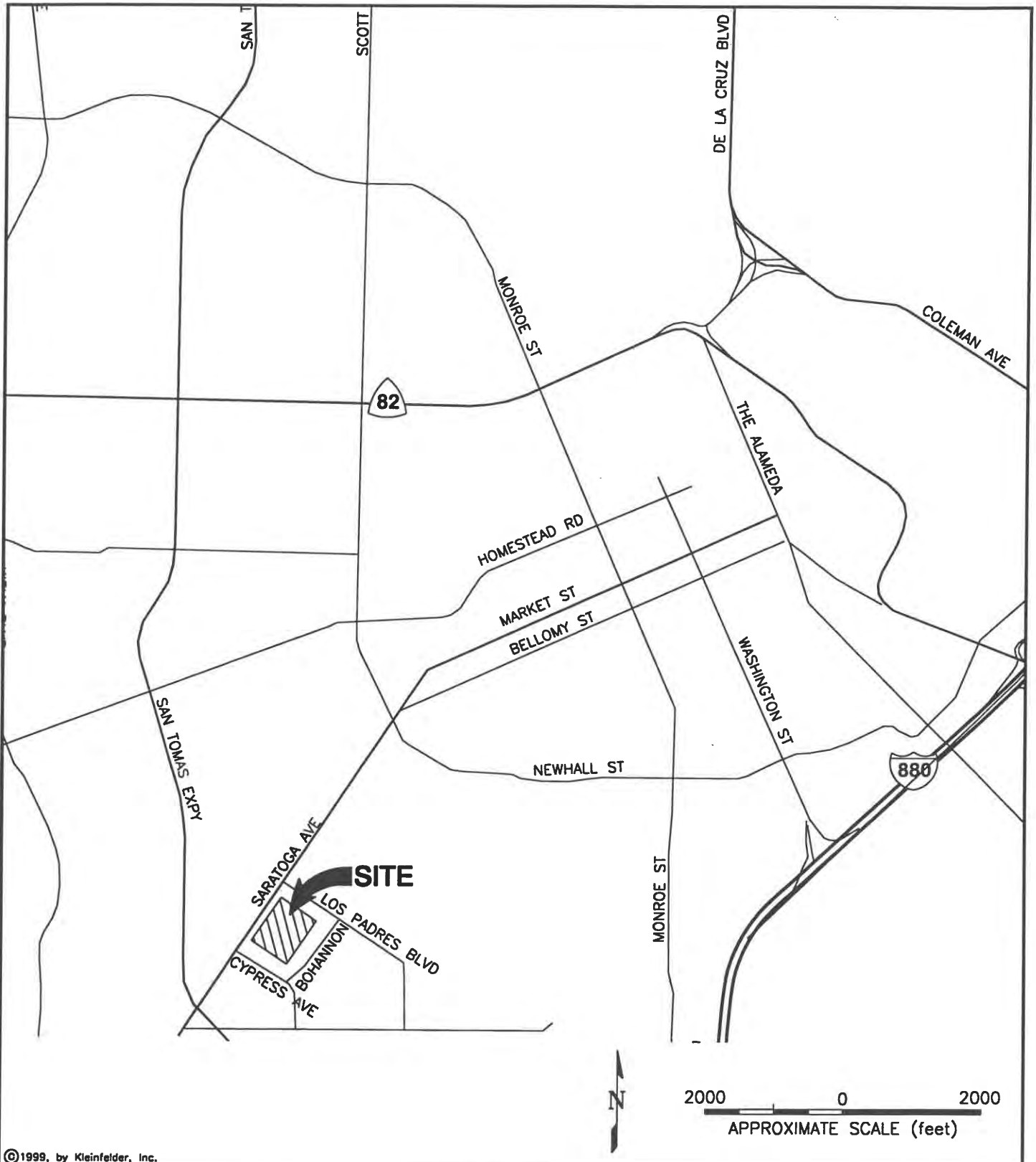


©1999, by Kleinfelder, Inc.

CAD FILE: U:_KA-PROJ\SJ\12305875\SITE-VIC.dwg

KLEINFELDER

| | |
|---|---|
| DRAFTED BY: L. Wahlgren | DATE: 6-14-99 |
| CHECKED BY: M. Garioto | DATE: 6-14-99 |

**SITE VICINITY MAP**

WESTWOOD ELEMENTARY SCHOOL
435 SARATOGA AVENUE
SANTA CLARA, CALIFORNIA

PROJECT NO. 12-3058-75

PLATE

1

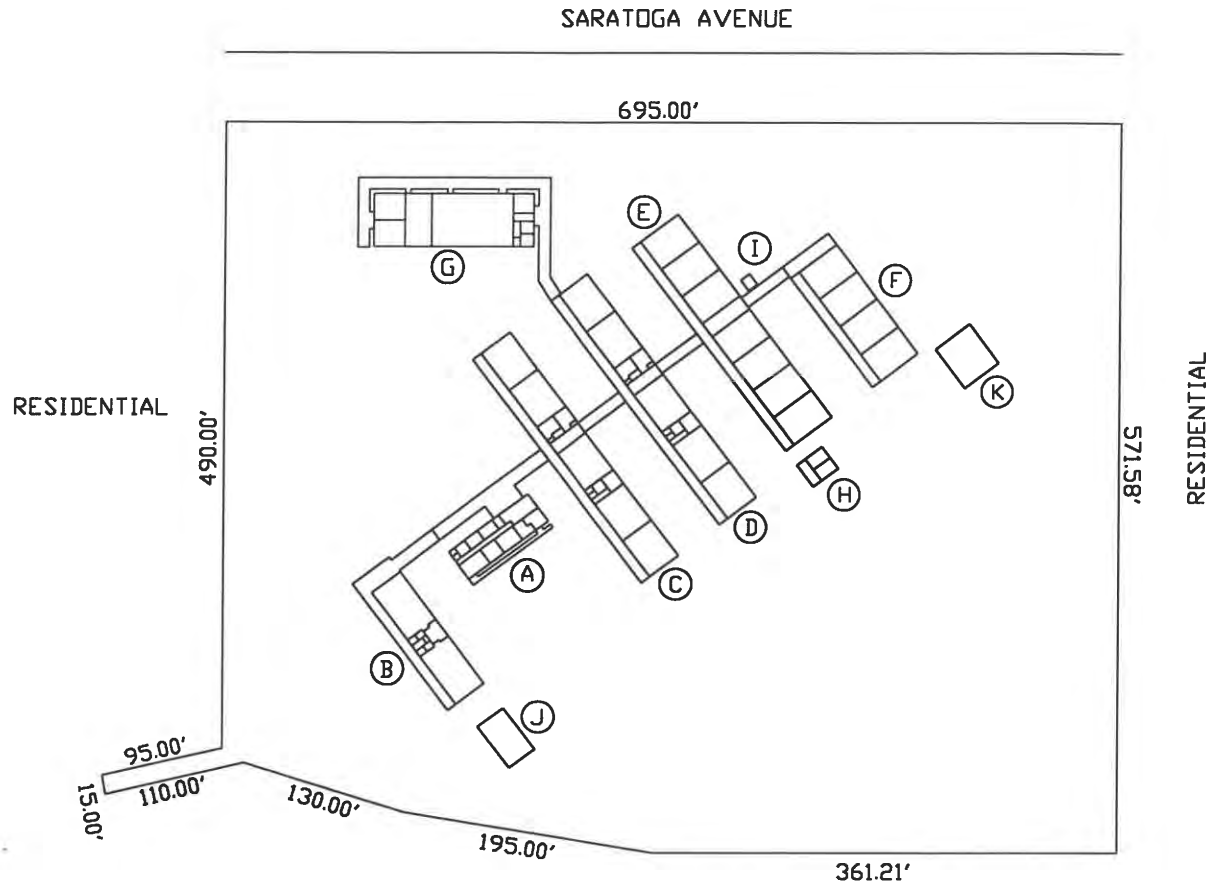


150 0 150

APPROXIMATE SCALE (feet)

©1999, by Kleinfelder, Inc.

CAD FILE: U:_PROJECTS\12305875\SITE_PLAN.dwg

KLEINFELDER

| | | | |
|---|---|---|---|
| DRAFTED BY: L. Wahlgren | DATE: 6-14-99 | **SITE PLAN** | PLATE |
| CHECKED BY: M. Garioto | DATE: 6-14-99 | WESTWOOD ELEMENTARY SCHOOL<br>435 SARATOGA AVENUE<br>SANTA CLARA, CALIFORNIA | **2** |
| | | PROJECT NO. 12-3058-75 | |

Geo-Logic ASSOCIATES

PACIFIC GEOTECHNICAL ENGINEERING

July 11, 2016
Project 2016.0075

Larry Adams
Santa Clara Unified School District
1889 Lawrence Road
Santa Clara, CA 95051

**Subject: Condenser Pads at Briarwood Elementary School, 1930 Townsend Ave, Santa Clara, California**

Dear Mr. Adams,

This letter addresses the twenty-seven (27) condenser pads at Briarwood Elementary School. On July 8, 2016, our representative performed a field density (compaction) test on the subgrade soil of each pad. The measured relative compaction ranged from 83 to 99 percent relative compaction. The subgrade soil was observed to consist of stiff fat clay. We understand each condenser pad will consist of a 9-inch thick concrete slab and each condenser unit will weigh about 120 to 160 pounds.

In our opinion, the subgrade soil as currently compacted, is sufficient to support the relative light weight of the concrete condenser pad and the condenser unit which is estimated to be about 235 to 275 pounds.

**LIMITATIONS**

In providing our services, we have endeavored to follow generally accepted principles and practice of the environmental and geotechnical engineering professions in the area and at the time our services were performed. No warranty, express or implied, is provided.

Sincerely,
Geo-Logic Associates dba Pacific Geotechnical

Chalerm (Beeson) Liang
GE 2031

REGISTERED PROFESSIONAL ENGINEER
CHALERM S. LIANG
GE 2031
EXP. 9-30-2017
GEOTECHNICAL
STATE OF CALIFORNIA

Copies: Addressee (3)
Michael Bowers, Sugimura Finney Architects (via email)
Strawn Construction (via email)

RECEIVED
JUL 12 2016
S.C.U.S.D.
SCHOOL BOND PROJECTS

Geo-Logic ASSOCIATES

PACIFIC GEOTECHNICAL ENGINEERING

July 11, 2016
Project 2016.0075

Larry Adams
Santa Clara Unified School District
1889 Lawrence Road
Santa Clara, CA 95051

**Subject: Condenser Pads at Briarwood Elementary School, 1930 Townsend Ave, Santa Clara, California**

Dear Mr. Adams,

This letter addresses the twenty-seven (27) condenser pads at Briarwood Elementary School. On July 8, 2016, our representative performed a field density (compaction) test on the subgrade soil of each pad. The measured relative compaction ranged from 83 to 99 percent relative compaction. The subgrade soil was observed to consist of stiff fat clay. We understand each condenser pad will consist of a 9-inch thick concrete slab and each condenser unit will weigh about 120 to 160 pounds.

In our opinion, the subgrade soil as currently compacted, is sufficient to support the relative light weight of the concrete condenser pad and the condenser unit which is estimated to be about 235 to 275 pounds.

**LIMITATIONS**

In providing our services, we have endeavored to follow generally accepted principles and practice of the environmental and geotechnical engineering professions in the area and at the time our services were performed. No warranty, express or implied, is provided.

Sincerely,
Geo-Logic Associates dba Pacific Geotechnical

Chalerm (Beeson) Liang
GE 2031

REGISTERED PROFESSIONAL ENGINEER
CHALERM S. LIANG
GE 2031
EXP. 9-30-2017
GEOTECHNICAL
STATE OF CALIFORNIA

Copies: Addressee (3)
Michael Bowers, Sugimura Finney Architects (via email)
Strawn Construction (via email)

RECEIVED
JUL 12 2016
S.C.U.S.D.
SCHOOL BOND PROJECTS

Geo-Logic ASSOCIATES

PACIFIC GEOTECHNICAL ENGINEERING

July 11, 2016
Project 2016.0075

Larry Adams
Santa Clara Unified School District
1889 Lawrence Road
Santa Clara, CA 95051

**Subject: Condenser Pads at Briarwood Elementary School, 1930 Townsend Ave, Santa Clara, California**

Dear Mr. Adams,

This letter addresses the twenty-seven (27) condenser pads at Briarwood Elementary School. On July 8, 2016, our representative performed a field density (compaction) test on the subgrade soil of each pad. The measured relative compaction ranged from 83 to 99 percent relative compaction. The subgrade soil was observed to consist of stiff fat clay. We understand each condenser pad will consist of a 9-inch thick concrete slab and each condenser unit will weigh about 120 to 160 pounds.

In our opinion, the subgrade soil as currently compacted, is sufficient to support the relative light weight of the concrete condenser pad and the condenser unit which is estimated to be about 235 to 275 pounds.

**LIMITATIONS**

In providing our services, we have endeavored to follow generally accepted principles and practice of the environmental and geotechnical engineering professions in the area and at the time our services were performed. No warranty, express or implied, is provided.

Sincerely,
Geo-Logic Associates dba Pacific Geotechnical

Chalerm (Beeson) Liang
GE 2031

REGISTERED PROFESSIONAL ENGINEER
CHALERM S. LIANG
GE 2031
EXP. 9-30-2017
GEOTECHNICAL
STATE OF CALIFORNIA

Copies: Addressee (3)
Michael Bowers, Sugimura Finney Architects (via email)
Strawn Construction (via email)

RECEIVED
JUL 12 2016
S.C.U.S.D.
SCHOOL BOND PROJECTS

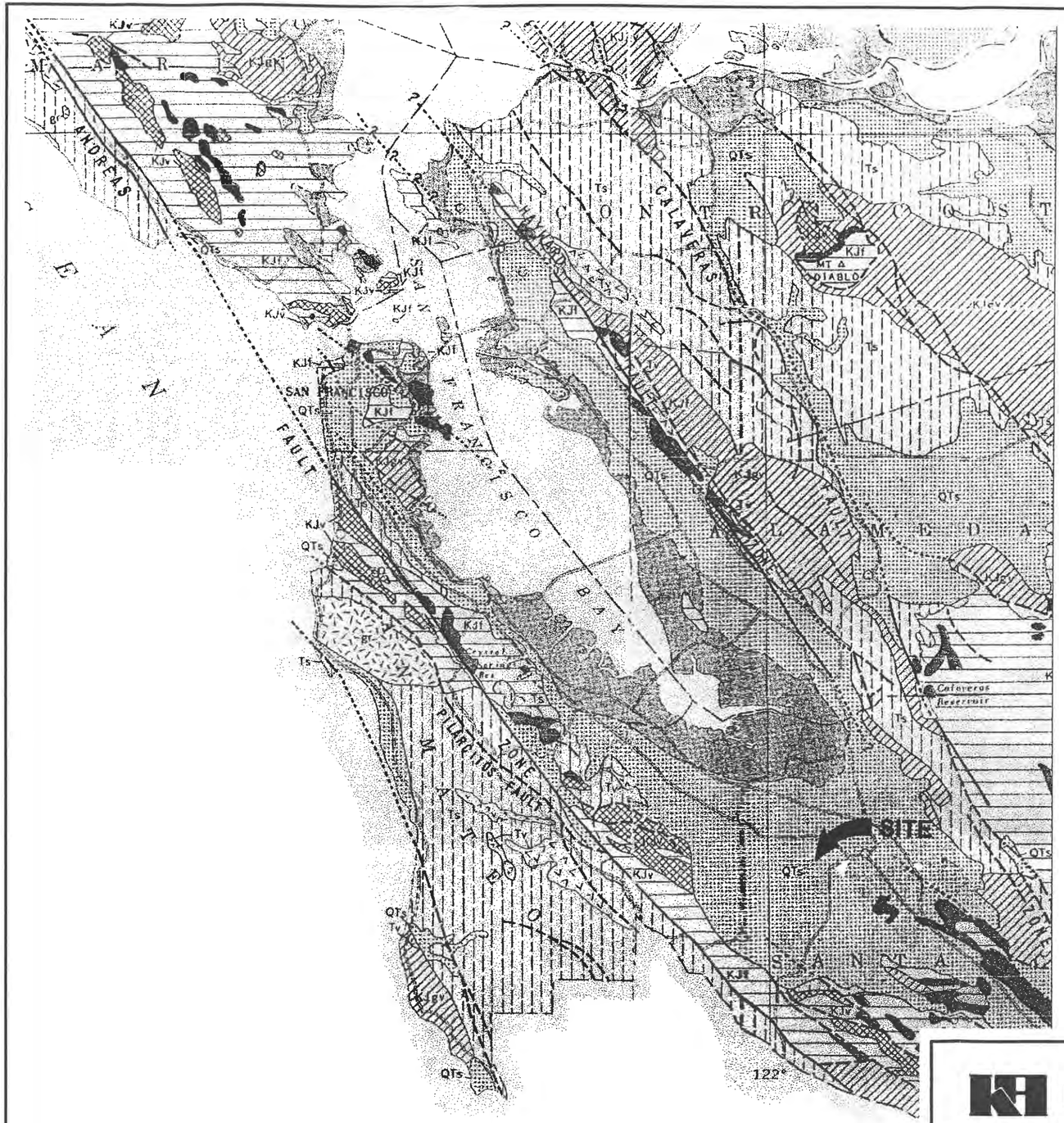


EXPLANATION

AGE

1 Mud

2 QTs — Unconsolidated sediments

3 Ts — Moderately consolidated to well-consolidated sedimentary rocks

4 Tv — Volcanic rocks

5 KJf — Franciscan assemblage
KJf – sandstone and shale chert, metamorphic rocks, limestone, sheared rocks (melange)
KJv – volcanic rocks

6 KJs — Sandstone, shale, and conglomerate; locally in oldest part basaltic volcanic rock and chert

7 Serpentine and peridotite

8 Granitic rocks

QUATERNARY
TERTIARY
JURASSIC AND CRETACEOUS

Contact — *Dashed where approximately located.*

Fault known to be active — *Dotted where concealed*

Fault not known to be active — *Dotted where concealed. Only selected faults shown. Query indicates uncertainty as to existence of fault*

N

SCALE 1:500 000

10 0 10 20

MILES

REFERENCE: Schlocker, 1970.

KLEINFELDER

**REGIONAL GEOLOGIC MAP**

WESTWOOD ELEMENTARY SCHOOL
435 SARATOGA AVENUE
SANTA CLARA, CALIFORNIA

PLATE **3**

DRAFTED BY: L. Wahlgren DATE: 6-15-99

CHECKED BY: M. Garioto DATE: 6-15-99

PROJECT NO. 12-3058-75

©1999, by Kleinfelder, Inc.

CAD FILE: U:_PROJECTS\12305875\REGEO.dwg

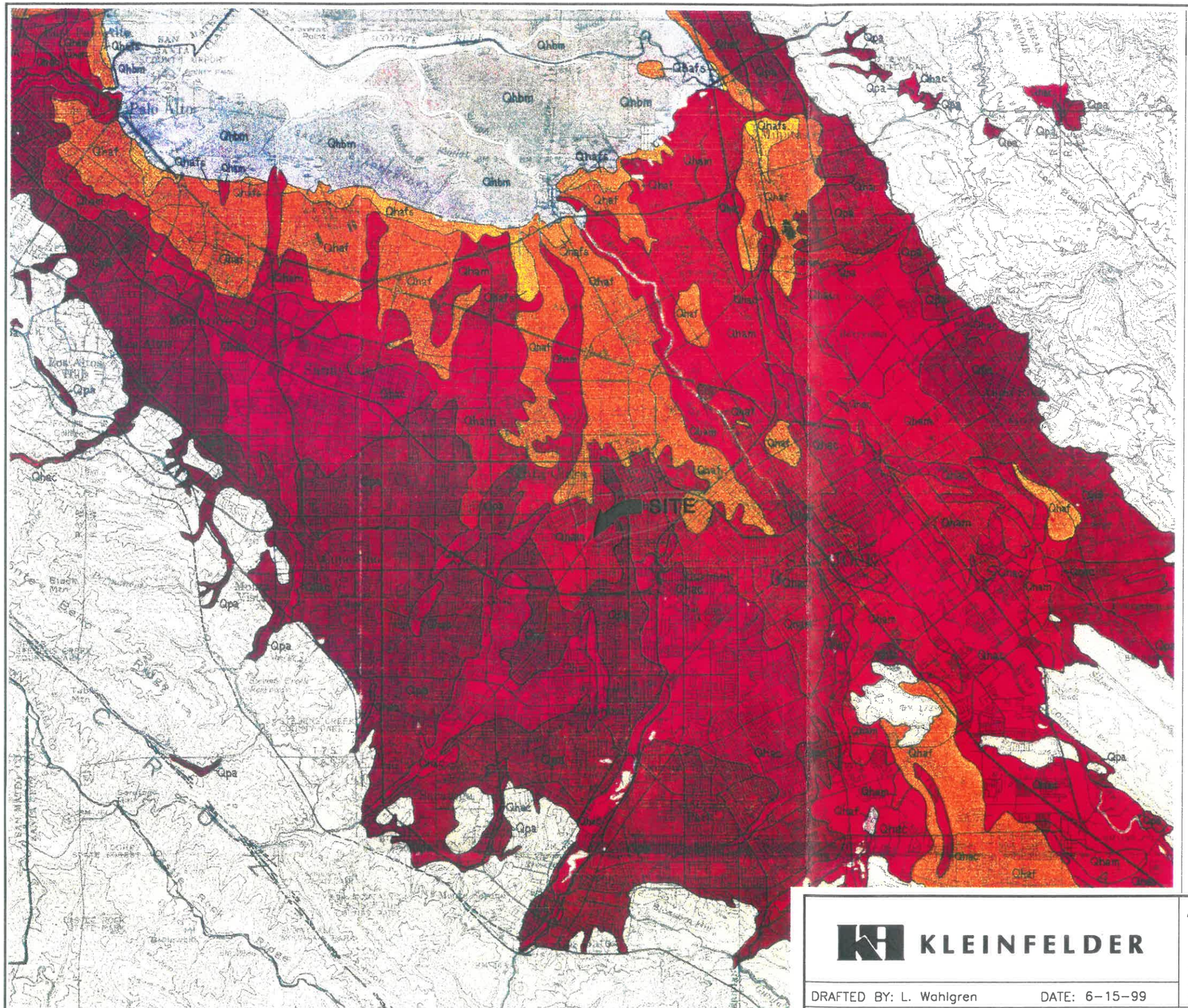


## CORRELATION OF MAP UNITS

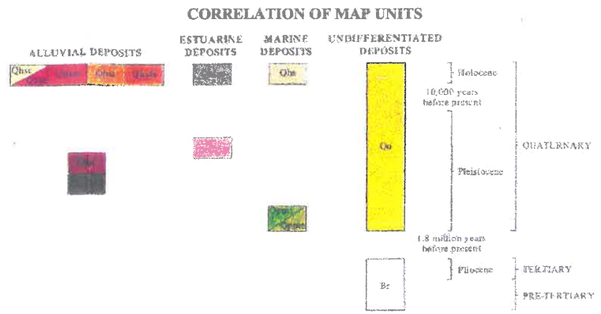


## DESCRIPTION OF MAP UNITS

Holocene –

Qhsc — STREAM CHANNELS – Open alluvial channels with movable beds, mapped where scale permits

Qhaf — COARSE-GRAINED ALLUVIUM – Unconsolidated, moderately sorted permeable sand and silt with coarse sand and gravel; more abundant toward fan heads

Qhafs — MEDIUM-GRAINED ALLUVIUM – Unconsolidated moderately sorted moderately sorted permeable fine sand, silt, and clayey silt with a few thin beds of coarse sand

Qhaf — FINE-GRAINED ALLUVIUM – Unconsolidated plastic moderately to poorly sorted carbonaceous silt and clay

Qhac — FINE-GRAINED SALT – AFFECTED ALLUVIUM – Unconsolidated plastic moderately to poorly sorted carbonaceous silt and clay, irregularly bedded with carbonate nodules

Qhbm — BAY MUD – Unconsolidated water-saturated dark plastic carbonaceous clay and silty clay

Qhs — BEACH AND DUNE SAND DEPOSITS – Loose well-sorted fine- to medium-grained sand

Late Pleistocene –

Qpa — LATE PLEISTOCENE ALLUVIUM – Weakly consolidated slightly weathered poorly sorted irregularly interbedded clay, silt, sand, and gravel

Litholgic Unit Contact

Fault (dashed where approximately located, dotted where concealed)

Anticline Axis

Syncline Axis

40 — Strike and Dip of Bedrock

SCALE 1:125 000

2 1 0 2 MILES

2 1 0 2 KILOMETERS

REFERENCE:
USGS Professional Paper 943
(Helley, et al., 1979)

©1999, by Kleinfelder, Inc.

KLEINFELDER

DRAFTED BY: L. Wahlgren DATE: 6-15-99

CHECKED BY: M. Garioto DATE: 6-15-99

# AREA GEOLOGIC MAP

WESTWOOD ELEMENTARY SCHOOL
435 SARATOGA AVENUE
SANTA CLARA, CALIFORNIA

PROJECT NO. 12-3058-75

PLATE 4

CAD FILE: U:_PROJECTS\12305875\AREAGEO.dwg

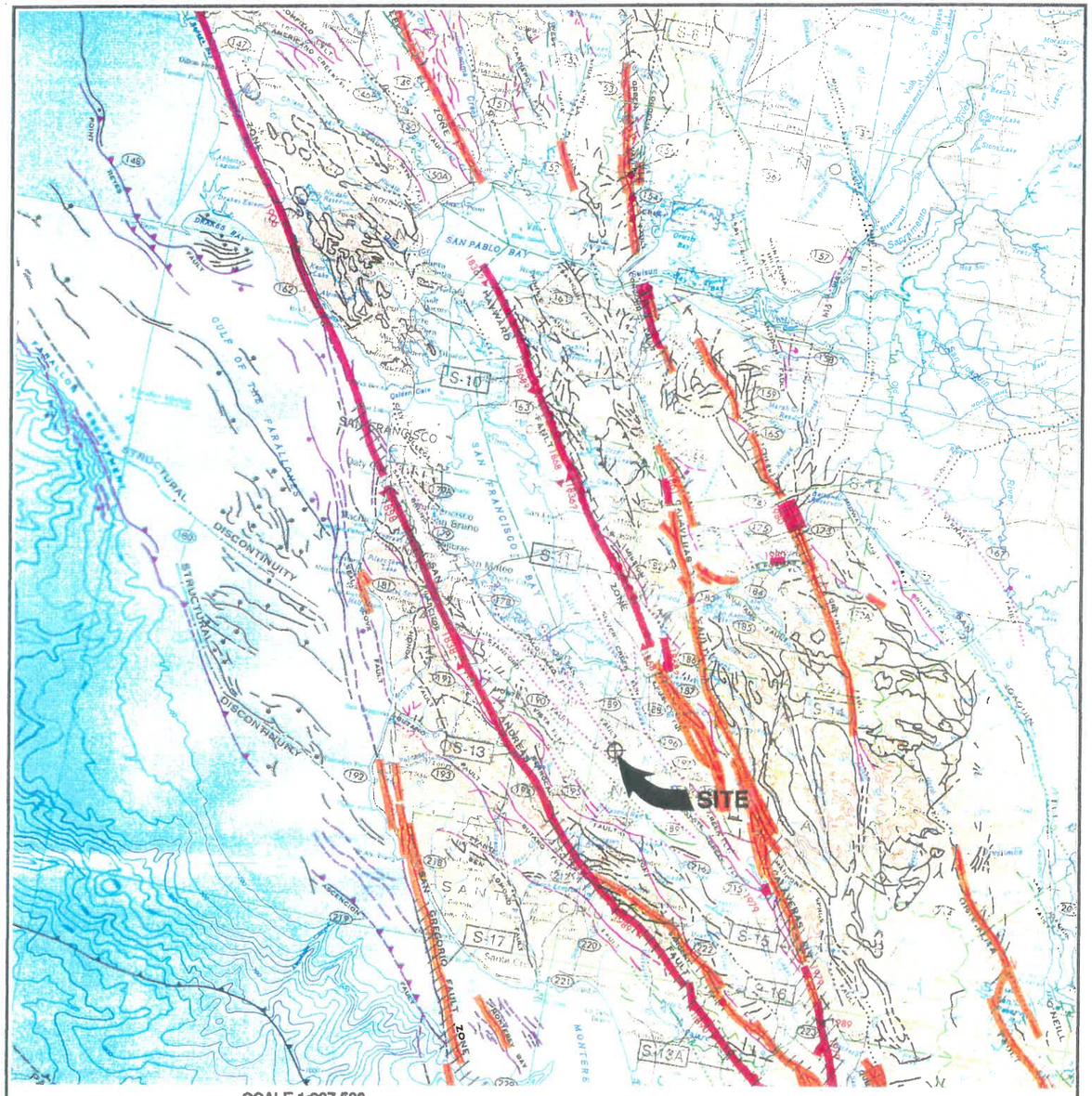


SCALE 1:937,500
(1 INCH EQUALS APPROXIMATELY 15 MILES)

10 0 10 20 30 40 50 Miles

10 0 10 20 30 40 50 60 Kilometers

N

©by Kleinfelder, Inc.

**REFERENCE:**
Jennings, Charles W. 1994. "Fault Activity Map of California and Adjacent Area, with Locations and Ages of Recent Volcanic Eruptions." California Geologic Data Map Series, Map No. 6, Department of Conservation, Division of Mines and Geology.

KLEINFELDER

DRAFTED BY: Z. Zafir DATE: 06-22-99

CHECKED BY: J. Finnigsmier DATE: 06-23-99

CAD FILE:

# REGIONAL FAULT MAP

WESTWOOD ELEMENTARY SCHOOL
435 SARATOGA AVENUE
SANTA CLARA, CALIFORNIA

PROJECT NO. 12-305875-G2

PLATE

5

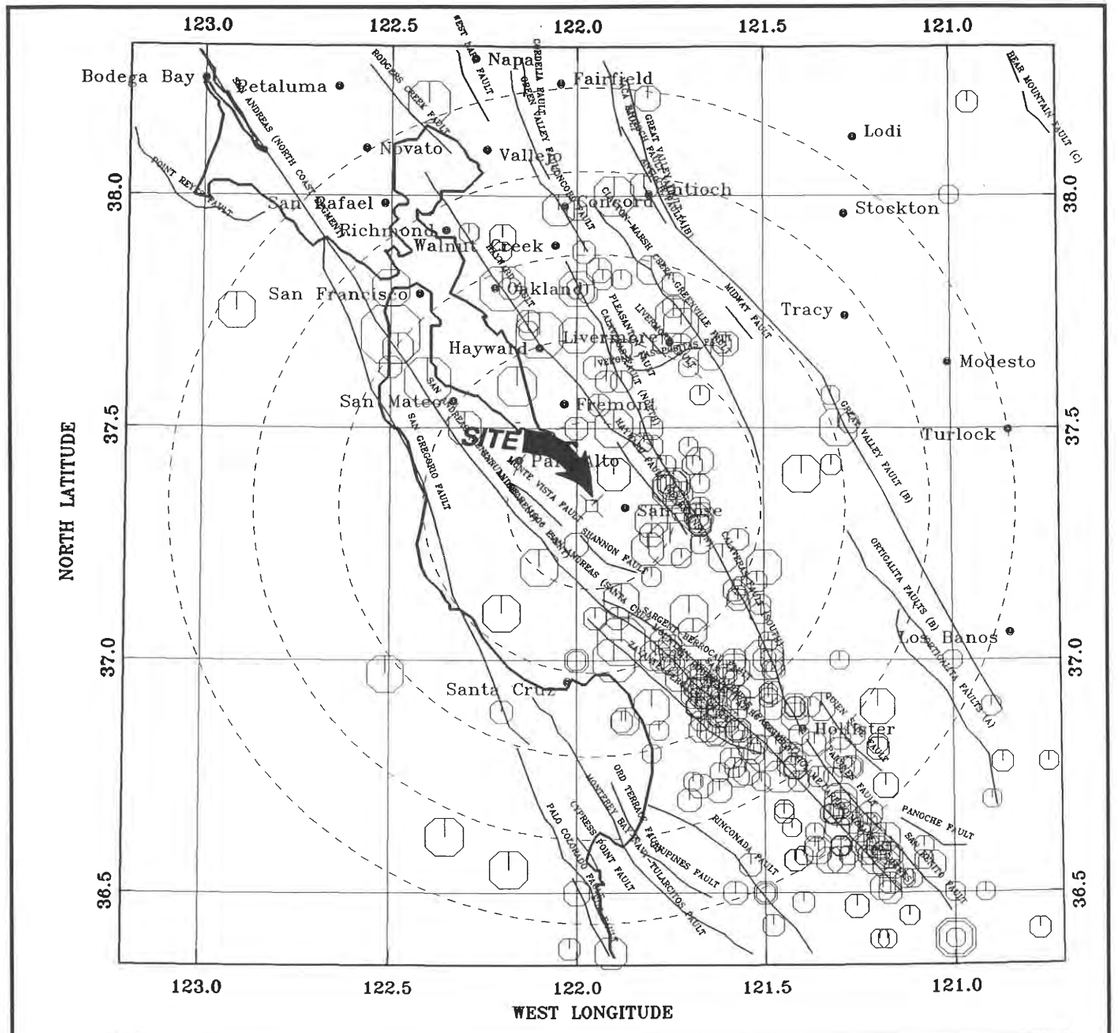


RADIUS OF LARGEST CIRCLE IS 100 KM

©1999, by Kleinfelder, Inc.

KLEINFELDER

**EPICENTERS OF EARTHQUAKES (1800 - MAY 1999)**

WESTWOOD ELEMENTARY SCHOOL
435 SARATOGA AVENUE
SANTA CLARA, CALIFORNIA

PLATE **6**

| | |
|---|---|
| DRAFTED BY: Z. Zafir | DATE: 06-22-99 |
| CHECKED BY: J. Finnigsmier | DATE: 06-23-99 |
| PROJECT NO. 12-305875-G2 | |

CAD FILE:

# APPLICATION FOR AUTHORIZATION TO USE

*Westwood Elementary School*

*12-3058-75*

*June 24, 1999*

**KLEINFELDER, INC.**
1362 Ridder Park Drive
San Jose, CA 95131
408-436-1155 408-436-1771
*(telephone)* *(fax)*

To whom it may concern:

Applicant understands and agrees that the Geologic and Seismic Hazards Assessment Report for the subject site is a copyrighted document, that Kleinfelder, Inc. is the copyright owner and that unauthorized use or copying of the Report for the subject site is strictly prohibited without the express written permission of Kleinfelder, Inc. Applicant understands that Kleinfelder, Inc. may withhold such permission at its sole discretion, or grant permission upon such terms and conditions as it deems acceptable.

Applicant agrees to accept the contractual terms and conditions between Kleinfelder, Inc. and Santa Clara Unified School District originally negotiated for preparation of this Geologic and Seismic Hazards Assessment Report. Use of this Report without permission releases Kleinfelder, Inc. from any liability that may arise from use of this report.

## To be Completed by Applicant

_____
*(company name)*

_____
*(address)*

_____
*(city, state, zip)*

_____ _____
*(telephone)* *(FAX)*

By: _____

Title: _____

Date: _____

## For Kleinfelder, Inc.'s use only

_____approved for re-use with additional fee of $
_____ disapproved, report needs to be updated

By: _____
*(Kleinfelder, Inc. project manager)*

Date: _____


Copyright 1999 Kleinfelder, Inc.

# GEOTECHNICAL INVESTIGATION
# PROPOSED CLASSROOM REPLACEMENT
# WESTWOOD ELEMENTARY SCHOOL
# 435 SARATOGA AVENUE
# SANTA CLARA, CALIFORNIA

PREPARED FOR: Santa Clara Unified School District
1889 Lawrence Road
Santa Clara, California 95051

ATTENTION: Mr. Larry Adams

***Copyright 2001 Kleinfelder, Inc.***
***All Rights Reserved.***

**This document was prepared for use only by the Santa Clara Unified School District and their authorized consultants, only for the purposes stated and within a reasonable time from its issuance. Please read the "Limitations" section of this report. Unauthorized use or copying of this document is strictly prohibited. See "Application for Authorization to Use" form located at the end of this document if use or copying is desired by anyone other than those indicated for the project identified above.**

October 12, 2001


Copyright 2001 Kleinfelder, Inc.

KLEINFELDER
An employee owned company

October 12, 2001
File: 12-3074-11

Mr. Larry Adams
Santa Clara Unified School District
1889 Lawrence Road
Santa Clara, California 95051

**SUBJECT: Geotechnical Investigation for the Proposed Classroom Replacement at Westwood Elementary School, 435 Saratoga Avenue, Santa Clara, California**

Dear Mr. Adams:

We are pleased to submit our geotechnical investigation report for the subject project. The accompanying report summarizes the results of our field investigation, laboratory testing and engineering analyses. Geotechnical recommendations for site earthwork, building foundations, concrete slabs-on-grade, utility trench backfill, flexible pavements and surface drainage are provided.

As noted in our report, Kleinfelder should be commissioned to review the project plans and specifications prior to the start of construction, and to provide observation and testing services during earthwork and foundation construction. This will allow us the opportunity to compare conditions exposed during construction with those encountered during our investigation and to present supplemental recommendations if needed due to unanticipated site conditions.

If you have any questions regarding the information or recommendations presented in our report, please contact us in our San Jose office.

Sincerely,

**KLEINFELDER, INC.**

Finnegan Mwape
Staff Professional

**REVIEWED BY:**

REGISTERED PROFESSIONAL ENGINEER
CHALERM S. LIANG
No. 25399
CIVIL
CALIFORNIA

Chalerm "Beeson" Liang, GE 2031
Geotechnical Department Manager

cc: Addressee (6)


Copyright 2001 Kleinfelder, Inc.
KLEINFELDER 1362 Ridder Park Drive, San Jose, CA 95131-1571 (408) 436-1155 (408) 436-1771 fax

# GEOTECHNICAL INVESTIGATION
# PROPOSED CLASSROOM REPLACEMENT
# WESTWOOD ELEMENTARY SCHOOL
# 435 SARATOGA AVENUE
# SANTA CLARA, CALIFORNIA

## TABLE OF CONTENTS


**1. INTRODUCTION ..... 1**
1.1 PROJECT DESCRIPTION ..... 1
1.2 SCOPE OF SERVICES ..... 2

**2. SITE INVESTIGATION ..... 3**
2.1 SITE DESCRIPTION ..... 3
2.2 FIELD INVESTIGATION ..... 3
2.3 LABORATORY TESTING ..... 4
2.4 SUBSURFACE CONDITIONS ..... 4

**3. GEOLOGIC SETTING AND SEISMIC CONSIDERATIONS ..... 6**
3.1 GEOLOGIC SETTING ..... 6
3.2 FAULTING AND SEISMICITY ..... 7
3.3 SITE CHARACTERIZATION ..... 7
3.4 NEAR-FAULT ISSUES IN STRUCTURAL DESIGN ..... 8

**4. GEOTECHNICAL CONCLUSIONS AND DISCUSSION ..... 9**
4.1 GROUND RUPTURE AND SEISMIC SHAKING ..... 9
4.2 LIQUEFACTION POTENTIAL AND DYNAMIC COMPACTION ..... 9
4.3 EXPANSIVE SOIL ..... 10
4.4 CORROSIVITY ..... 10

**5. GEOTECHNICAL RECOMMENDATIONS ..... 11**
5.1 EARTHWORK ..... 11
5.1.1 Site Clearing and Stripping ..... 11
5.1.2 Subgrade Preparation ..... 11
5.1.3 Non-expansive Fill ..... 12
5.1.4 Material for Fill ..... 12
5.1.5 Fill Placement and Compaction ..... 13
5.1.6 Trench Excavation and Backfill ..... 13
5.1.7 Surface Drainage ..... 14
5.1.8 Seepage Control ..... 14
5.1.9 Wet Weather Construction ..... 15
5.1.10 Construction Observation ..... 16
5.2 BUILDING FOUNDATIONS ..... 16
5.2.1 Shallow Foundations ..... 16
5.2.2 Slab-On-Grade ..... 18
5.3 PAVEMENTS ..... 19

**6. ADDITIONAL SERVICES AND LIMITATIONS ..... 21**
6.1 ADDITIONAL SERVICES ..... 21
6.2 LIMITATIONS ..... 21



Copyright 2001 Kleinfelder, Inc.

# GEOTECHNICAL INVESTIGATION
# PROPOSED CLASSROOM REPLACEMENT
# WESTWOOD ELEMENTARY SCHOOL
# 435 SARATOGA AVENUE
# SANTA CLARA, CALIFORNIA

## TABLE OF CONTENTS
## (CONTINUED)

**PLATES**

| | |
|---|---|
| Plate 1 | Site Vicinity Map |
| Plate 2 | Site Plan |

**APPENDICES**

**APPENDIX A**

| | |
|---|---|
| Plate A-1 | Boring Log Legend |
| Plates A-2 through A-6 | Log of Exploratory Borings (B-1 and B-5) |

**APPENDIX B**

| | |
|---|---|
| Plate B-1 | Plasticity Chart |
| Plate B-2 | R-Value Test Results |

**APPENDIX C** Corrosion Test Results

**APPENDIX D** Application for Authorization to Use


Copyright 2001 Kleinfelder, Inc.

# GEOTECHNICAL INVESTIGATION
# PROPOSED CLASSROOMS REPLACEMENT
# WESTWOOD ELEMENTARY SCHOOL
# 435 SARATOGA AVENUE
# SANTA CLARA, CALIFORNIA

## 1. INTRODUCTION

This report presents the results of our geotechnical investigation for the proposed replacement of classroom buildings at Westwood Elementary School in Santa Clara, California. The approximate location of the school campus is shown on the Site Vicinity Map, Plate 1. A layout of the proposed improvements is shown on the Site Plan, Plate 2.

This report presents our conclusions and geotechnical recommendations for project design and construction. These conclusions and recommendations are based on the subsurface conditions encountered at the locations of our exploration and the provisions and requirements outlined in the Additional Services and Limitations section of this report. The conclusions and recommendations presented herein should not be extrapolated to other areas or used for other projects without our review.

### 1.1 PROJECT DESCRIPTION

The project will involve replacement of old classrooms with eleven, new 30- by 32-foot classrooms and a new 15- by 32-foot restroom. The new buildings will be located in the northern and northwestern portions of the campus. The new buildings will consist of single-story, manufactured, portable modular units. The classrooms will be arranged about 4 inches apart in a two to three classroom configuration. Building loads of these portable units are generally light, expected to be less than 1,000 pounds per linear foot.

Project specific grading plans were not available when we prepared this report. Based on existing site topography and the nature of the planned development, we anticipate that cuts and fills (excluding those associated with utility trenches and non-expansive fill) on the order of 3 feet or less will be required to achieve design grades for the building and pavement areas. Other planned site improvements include exterior flatwork, landscaping, underground utilities, and vehicle pavements.


Copyright 2001 Kleinfelder, Inc.

## 1.2 SCOPE OF SERVICES

The purpose of this investigation was to explore subsurface conditions at the improvement sites and provide geotechnical recommendations pertaining to the earthwork and foundation aspects of the project. The scope of services performed for this geotechnical investigation consisted of a review of site geologic information, site reconnaissance, subsurface exploration, laboratory testing, engineering analysis of field and laboratory data, and preparation of this report. The data obtained and analyses performed were for the purpose of providing design and construction recommendations for site preparation, grading, utility trench excavation and backfilling, building foundations, concrete slabs-on-grade, asphalt concrete pavements, and site surface drainage. Additionally, three samples of the subsurface soil were sent to CERCO Analytical, Inc. to assess their corrosion potential. A report from CERCO Analytical summarizing their findings and recommendations is included in Appendix C.

Environmental services such as evaluation and chemical analysis of soil and groundwater for hazardous materials were not included in our scope of services.


Copyright 2001 Kleinfelder, Inc.

# 2. SITE INVESTIGATION

## 2.1 SITE DESCRIPTION

Westwood Elementary School is located south of the intersection of Saratoga Avenue and Los Padres Boulevard in Santa Clara, California. The site of the new classrooms is located in the northern and northwestern portions of the campus. This area was previously occupied by classrooms, which were demolished. The project site is relatively flat and is blanketed by loose clay with gravel. The area previously occupied by the old classrooms is fenced off.

## 2.2 FIELD INVESTIGATION

Our field investigation consisted of a surface reconnaissance and a subsurface exploration program. On September 6, 2001, five exploratory borings were drilled to depths of between 5 and 40 feet below the existing ground surface using a Mobile B-56 truck-mounted drill rig equipped with 8-inch outside diameter hollow-stem continuous flight augers. The approximate locations of our borings are shown on the Site Plan, Plate 2. These approximate boring locations were estimated by our personnel in the field based on pacing and visual alignment with prominent site features.

The soils encountered in the borings were visually classified in the field by a member of our engineering staff. A log of each boring was recorded. Samples were collected from the borings by driving a 2-inch inside diameter Modified California tube sampler or a 2-inch outside diameter Standard Penetration split-spoon sampler to a depth of 18 inches into the soil. The sampler was driven with a 140-pound hammer falling 30 inches. The number of blows required to drive the sampler was recorded for each 6-inch penetration interval. The number of blows required to drive the sampler the last 12 inches is noted on the boring logs.

Classification of the soils encountered in our exploratory borings was made in the field in general accordance with the Unified Soil Classification System (ASTM D2488). The results of our laboratory tests were used to refine the file classification based on ASTM D2487. A key for classification of soil is presented on the Boring Log Legend, Plate A-1. The logs of the borings are presented on Plates A-2 through A-6 in Appendix A.


Copyright 2001 Kleinfelder, Inc.

## 2.3 LABORATORY TESTING

Soil samples obtained from the exploratory borings were returned to our laboratory for further evaluation and testing. Laboratory testing was performed on selected soil samples to evaluate the natural moisture content, in-place density, percentage passing the No. 200 sieve, and Atterberg Limits. One R-value test was performed on a bulk sample of near-surface collected from the proposed pavement area. Most of the laboratory test results are presented on the boring logs. Graphic presentation of the results of the Atterberg Limits test is presented on Plate B-1 in Appendix B. The R-value test results are shown on Plate B-2. Three soil samples were tested by CERCO Analytical in Pleasanton, California, to assess the corrosion potential of the soils. A copy of the report prepared by CERCO Analytical is included in Appendix C.

## 2.4 SUBSURFACE CONDITIONS

Borings B-1 through B-3 were located in the proposed building areas. In these borings, a layer of sandy clay was encountered below ground surface to depths of 3-1/2 to 8-1/2 feet. This clay is moist, very stiff to hard in consistency and moderately plastic. Below this surficial clay layer, our borings encountered layers of clay, silty sand and clayey sand to the maximum explored depth of 20 feet in borings B-1 and B-2 and to a depth of 23-1/2 feet in boring B-3. These clay layers are very stiff to hard in consistency and the sand layers are medium dense.

In Boring B-3, a layer of dense poorly graded sand with clay and gravel was encountered between depths of 23-1/2 and 31 feet. This sand is underlain by a layer of very dense silty sand to a depth of 37 feet, and by stiff sandy clay to the maximum explored depth of 40 feet.

Borings B-4 and B-5 were advanced within the existing parking lot on Saratoga Avenue. Both borings were drilled to a depth of 5 feet. The existing pavement section encountered in these two borings consists of approximately 3 inches of asphalt concrete over 4 inches of aggregate base. The pavement section is underlain by a layer of lean clay to the maximum explored depth of 5 feet. The clay was dark brown to olive brown and very stiff to hard in consistency.

Groundwater was encountered in Boring B-3 at a depth of 28 feet below the existing ground surface at the time of drilling. This groundwater level may not have been stabilized during the


Copyright 2001 Kleinfelder, Inc.

short time period before the hole was backfilled. Fluctuations in the groundwater level may occur due to variations in rainfall, temperature, pumping from wells and other factors that were not evident at the time of our investigation. If groundwater is encountered during construction, it will be necessary for Kleinfelder to review the recommendations presented herein and recommend adjustments.

The soil description above is a general discussion of the soils encountered in our borings. A more detailed description of the soils encountered is presented on the boring logs contained in Appendix A of this report.


Copyright 2001 Kleinfelder, Inc.

# 3. GEOLOGIC SETTING AND SEISMIC CONSIDERATIONS

## 3.1 GEOLOGIC SETTING

The San Francisco Bay Area lies within the Coast Range Geomorphic Province, a more or less discontinuous series of northwest trending mountain ranges, ridges, and intervening valleys characterized by complex folding and faulting. The general geologic framework of the San Francisco Bay Area is illustrated in studies by Schlocker (1970) and by Wagner, et al., (1990).

Geologic and geomorphic structure within the San Francisco Bay area is controlled by the San Andreas fault (SAF). This right-lateral strike-slip fault which extends from the Gulf of California, in Mexico, to Cape Mendocino, off the coast of Humboldt County in northern California, forms a portion of the boundary between two independent tectonic plates on the surface of the earth. To the west of the SAF is the Pacific plate, which moves north relative to the North American plate, located east of the fault. In the San Francisco Bay area, movement across this plate boundary is concentrated on the SAF; however, it is also distributed, to a lesser extent across a number of other faults which include the San Gregorio, Hayward, Calaveras and Monte Vista among others. Together, these faults are referred to as the SAF system. The northwest trend of the faults within the system are responsible for the strong northwest structural orientation of geologic and geomorphic features in the San Francisco Bay area. Regional faulting and seismicity are discussed in detail in sections 3 and 4 of this report.

Basement rock west of the SAF is generally granitic, while to the east it consists of a chaotic mixture of highly deformed marine sedimentary, submarine volcanic and metamorphic rocks of the Franciscan Complex. Both are typically Jurassic to Cretaceous in age (190-65 million years old). Overlying the basement rocks are Tertiary (about 65 to 2 million years old) marine and non-marine sedimentary rocks with some continental volcanic rock. These Tertiary rocks have typically been extensively folded and faulted largely as a result of forces driving movement along the SAF system, which has been ongoing for about the last 25 million years. The inland valleys as well as San Francisco and San Pablo Bays are filled with unconsolidated to semi-consolidated deposits of Quaternary age (about the last 2 million years). Continental deposits (alluvium)


Copyright 2001 Kleinfelder, Inc.

consist of sand, silt, clay and gravel while the bay deposits typically consist of very soft organic rich silt and clay (bay mud) or sand.

The City of Santa Clara and the project site are located in a broad alluvial basin known as the Santa Clara Valley. Localized studies which map the geologic units underlying the Santa Clara area include Rodgers and Williams (1974), Helley, et al., (1979) and. All are in agreement that the site is underlain by unconsolidated Quaternary alluvial deposits. Materials underlying the site are mapped as **Qham** - medium grained alluvium. This unit, as described in Helley, et al., (1979) is generally unconsolidated, fine grained, silty and clayey sands, and clayey silts. Rodgers and Williams (1974), is in general agreement with this description for the surficial materials at the campus. Helley, et. al. (1979) indicates that the Holocene alluvial deposits are possibly as thick as 50 feet but generally less than 20 feet thick. Underlying the Holocene alluvium is generally 150 feet or more of Late Pleistocene age (less than about 70,000 years) alluvial deposits **(Qpa)** of variable composition.

### 3.2 FAULTING AND SEISMICITY

The San Francisco Bay Area is considered to be one of the most seismically active regions in the United States. The area is seismically dominated by the San Andreas Fault System, which includes, among others, the Hayward, Calaveras and San Andreas faults. The closest active or potentially active fault according to CDMG is the Monte Vista-Shannon fault, located approximately 8.2 km southwest of the site. The subject site is located approximately 13.8 kilometers (km) southwest of the Hayward fault (southeast extension), 19.6 km southwest of the Calaveras fault and 14.3 km northeast of the San Andreas fault. The site is not located within any of the State of California Earthquake Fault Zones.

### 3.3 SITE CHARACTERIZATION

The project site is located in Seismic Zone 4. The soil conditions encountered in our exploratory borings may be characterized as a stiff soil profile $S_D$ according to Table 16-J in the 1997 Uniform Building Code.


Copyright 2001 Kleinfelder, Inc.

## 3.4 NEAR-FAULT ISSUES IN STRUCTURAL DESIGN

In recent years, many modern structures located near the seismic source have collapsed or been severely damaged. The severe damage and/or collapse are attributed to near-fault motions that are characterized by energetic unidirectional velocity pulses (Singh 1984, 1985). What makes these motions particularly damaging is the duration of the impulse (area under the acceleration curve multiplied by the mass). A structural system that yields during a long duration pulse (impulse loading) may experience very large permanent deformations and/or collapse. The extent of these actions depend on the strength and natural period of the structure, and on the ability of the structure to articulate, as well as the amplitude, duration, and shape of the pulse. The near-fault pulse type motion can be particularly damaging because they can result in the accumulation of inelastic deformations in one direction.

Because the proposed building will be designed based on the 1997 Uniform Building Code (UBC), we have included information addressing near-fault effects for use by the project structural engineer. Structures with strength discontinuities, soft stories, plan irregularities, discontinuous shear walls and ductile moment frames are particularly vulnerable to this type of motion, and should either be avoided or properly evaluated.

For a code equivalent lateral force design based on procedures in the 1997 UBC, the Near-Source Factors $N_a$ and $N_v$ are incorporated into the seismic coefficients $C_a$ and $C_v$. Both of these factors are used to determine the design lateral force or shear at the base of the structures. The values of these factors depend on the distance of the structure from the fault and the fault type. According to Table 16-U of the 1997 UBC, the controlling Monte Vista-Shannon fault is a Type B fault. Values for the Near-Source Factors $N_a$ and $N_v$ obtained from Tables 16-S and 16-T of the 1997 UBC, are 1.0 and 1.07, respectively. The resulting values for $C_a$ and $C_v$ obtained from Tables 16-Q and 16-R are 0.44 and 0.68, respectively. Alternatively, consideration may be given to dynamic analyses utilizing site-specific response spectra that better account for the type of near-source effects observed in the recent Northridge, California and Kobe, Japan earthquakes.


Copyright 2001 Kleinfelder, Inc.

# 4. GEOTECHNICAL CONCLUSIONS AND DISCUSSION

Based on the results of our engineering analysis and the information provided to us, it is our opinion the site may be developed as discussed in this report. This is provided the recommendations presented in this report are incorporated into the geotechnical aspects of the design and construction of the project. Our opinions, conclusions and recommendations are based on our field and office studies, the properties of soils encountered in our borings, the results of the laboratory testing program, and our understanding of the proposed development.

## 4.1 GROUND RUPTURE AND SEISMIC SHAKING

Because no known faults have been mapped across the site, the risk of ground rupture occurring at the site should not low. However, based on our knowledge of the seismicity of the region and on historical information, the site will be subject to seismic shaking from at least one moderate to severe earthquake. Periodic slight to moderate earthquakes are also likely to occur during the design life of the proposed project. Some degree of structural damage due to strong seismic shaking at the site should be expected, but the risk can be reduced through adherence to seismic design codes.

## 4.2 LIQUEFACTION POTENTIAL AND DYNAMIC COMPACTION

Soil liquefaction is a phenomenon in which saturated, cohesionless or granular soils undergo a substantial loss in strength due to excess build-up of pore water pressure during cyclic loading such as that induced by earthquakes. The primary factors affecting the liquefaction potential of soil include: 1) intensity and duration of seismic shaking; 2) soil type and relative density; 3) overburden pressure; and 4) depth to groundwater. Soils most susceptible to liquefaction are generally clean, loose, fine-grained sands that are saturated and uniformly graded. Silty sands have also been known to be susceptible to liquefaction. The occurrence of liquefaction is generally limited to saturated soils located within about 50 feet of the ground surface.

The sandy soils encountered below groundwater in Boring B-3 consist of dense poorly graded sand and very dense silty sand. The potential for liquefaction of these sands is considered low.


Copyright 2001 Kleinfelder, Inc.

Dynamic compaction is the densification of unsaturated, loose sands due to strong vibration such as that resulting from earthquake shaking. The potential impact is settlement of the ground surface. The sandy soils encountered above groundwater in our borings are generally medium dense to dense. If dynamic compaction occurs, the potential ground surface settlement would be on the order of ½ to 1 inch.

### 4.3 EXPANSIVE SOIL

Based on the results of our field investigation, the surficial layer of clay soil across the site has a moderate expansion potential. Expansive soils are characterized by their ability to undergo significant volume change (shrink or swell) due to variations in moisture content. Changes in soil moisture content can result from rainfall, landscape irrigation, perched groundwater, drought or other factors. Changes in soil moisture may result in unacceptable settlement or heave of structures, concrete slabs supported on-grade or pavements supported on these materials. Depending on the extent and location below finished subgrade, these soils could have a detrimental effect on the proposed construction. Refer to the following sections of the report for recommendations.

### 4.4 CORROSIVITY

Refer to the report by CERCO Analytical in Appendix C for their findings and recommendations regarding corrosion potential of the soils tested.


Copyright 2001 Kleinfelder, Inc.

# 5. GEOTECHNICAL RECOMMENDATIONS

## 5.1 EARTHWORK

### 5.1.1 Site Clearing and Stripping

Prior to the start of construction, all obstructions, debris, surface vegetation and deleterious material should be removed from the site. Any tree stumps should be grubbed. Any roots larger than 1/2-inch in diameter or longer than 3 feet should be removed. Depressions, voids and holes that extend below proposed finished grades should be cleaned and backfilled with engineered fill compacted to the requirements given under Section 5.1.5, "Fill Placement and Compaction."

Any surface vegetation present at the time of construction should be stripped from the construction areas together with organic-laden topsoil. Soils containing more than 3 percent of organic matter by weight or excessive visible organic as determined by a representative of Kleinfelder should be removed during the stripping operation. The actual depth of stripping should be determined at the time of construction. For planning purposes, the average stripping depth may be assumed to be 1 to 2 inches. Stripped material should be removed from the site or stockpiled for use in landscaping areas if approved by the project landscape architect.

### 5.1.2 Subgrade Preparation

Soil subgrades in areas to receive engineered fill, concrete slabs-on-grade or pavements should be properly prepared after site clearing and any required excavation to achieve rough grade, and prior to further construction and fill placement activities. The soil subgrades should be scarified to a depth of 12 inches, moisture conditioned to achieve a soil moisture content of between 2 and 4 percent above the optimum moisture content, and compacted to the requirements in Section 5.1.5, "Fill Placement and Compaction." Preparation of subgrade should extend to at least 5 feet beyond the limits of proposed buildings and their adjoining concrete walkway. In pavement areas, preparation of subgrade should extend to at least 2 feet behind the limits of the pavements or face of curb.

Prepared soil subgrades should be non-yielding when proof-rolled by a fully loaded water truck or similar weighted piece of equipment. Moisture conditioning of subgrade soils should consist


Copyright 2001 Kleinfelder, Inc.

of adding water if the soils are too dry and allowing the soils to dry if the soils are too wet. After the subgrades are properly prepared, the areas may be raised to design grades by placement of engineered fill.

Areas with wet and soft soils should be stabilized to create a stable subgrade. Methods that may be considered include scarifying the soil and allowing it to air dry, excavating and replacing the wet soil with drier soil or imported aggregate base (with or without the use of geotextile fabric), or adding lime to the soil to "dry back" the soil. A representative of Kleinfelder should evaluate the method stabilization at the time of construction.

### 5.1.3 Non-expansive Fill

To reduce the effects of seasonal volume changes of the on-site moderately expansive soils, we recommend the interior and exterior concrete slabs-on-grade be constructed on a layer of compacted imported "non-expansive" engineered fill at least 12 inches thick. The 12-inch section at the building floor slab area may include the 6-inch thick layer of sand and gravel (capillary break) as discussed below. The "non-expansive" fill should extend at least 2 feet beyond the outside limits of the building and adjoining perimeter walkways. The "non-expansive" fill should be placed and compacted in accordance with Section 5.1.5, "Fill Placement and Compaction."

### 5.1.4 Material for Fill

In general, on-site soils with an organic content of less than 3 percent by weight or without visible organic matter deemed excessive by Kleinfelder, and free of deleterious materials or hazardous substances may be used as engineered fill except where special material is recommended. A layer of non-expansive fill is recommended under all concrete slabs. A layer of capillary break rock is recommended under the building slabs. All import fill material should be predominantly granular, should not contain any rocks or lumps larger than 3 inches in greatest dimension, and should not contain more than 15 percent of the material larger than 1-1/2 inches. The material should contain sufficient fines to allow excavations to be made without caving, and should have a low expansion potential (as indicated by Atterberg Limits, expansion index or other appropriate test).


Copyright 2001 Kleinfelder, Inc.

Material for use as "non-expansive" fill should meet the requirements above for import fill and have a Plasticity Index of 12 or less.

Fills should be approved by a representative of Kleinfelder before placement and compaction. Import fills should be approved by the project geotechnical engineer prior to delivery to the site. At least five (5) working days prior to importing to the site, a representative sample of the proposed import fill should be delivered to our laboratory for evaluation.

### 5.1.5 Fill Placement and Compaction

Fill materials should be placed and compacted in horizontal lifts, each not exceeding 8 inches in uncompacted thickness. Compaction of the fill material should be performed by mechanical means only. Due to equipment limitations, thinner lifts may be necessary to achieve the recommended level of compaction. Relative compaction is defined as the ratio, expressed as a percentage, of the in-place dry density of the soil divided by the laboratory-compacted maximum dry density obtained in general accordance with ASTM Test Method D1557-91.

Engineered fill consisting of on-site clay should be compacted to between 88 and 93 percent relative compaction at a soil moisture content of between 2 and 4 percent above the laboratory optimum value. Imported soil, including non-expansive fill, should be compacted to at least 90 percent relative compaction at a moisture content of between 1 and 3 percent above laboratory optimum value. In vehicle pavement areas, the aggregate base and the upper 12 inches of the soil subgrade should be compacted to at least 95 percent relative compaction at a moisture content at least 1 percent above the laboratory optimum value.

### 5.1.6 Trench Excavation and Backfill

We anticipate that excavation of utility trenches can be readily made with conventional excavation equipment. The walls of utility trenches in clay soils and less than 5 feet in height should be able to stand near vertical with minimal bracing, provided proper moisture content is maintained in the soil. Where excavations extend into sandy soils with little or no cohesion, shoring or sloping of the sidewalls at a safe inclination will be required to increase slope stability. In addition, excavations should be located so that no structures, existing or new, are located above a plane projected 45 degrees upward from any point in the excavation, regardless of


Copyright 2001 Kleinfelder, Inc.

whether the trenches are shored or not. All excavations should be constructed in accordance with current OSHA safety standards. Safety in and around the site is the responsibility of the general contractor.

Pipe zone backfill, extending from the bottom of the trench to 1 foot above the top of pipe, should consist of free-draining sand unless concrete is specified. The sand should be compacted to at least 90 percent relative compaction. Above the pipe zone, underground utility trenches should be backfilled with free-draining sand, on-site soil or imported soil. The trench backfill should be compacted to at least 90 percent for on-site or imported soil backfill. Trench backfill should be capped with at least 12 inches of compacted soil similar to that of the adjoining subgrade. The upper 12 inches of trench backfill in areas to be paved should be compacted to at least 95 percent relative compaction. The backfill material should be placed in lifts not exceeding 6 inches in uncompacted thickness. Thinner lifts may be necessary to achieve the recommended level of compaction of the backfill due to equipment limitations. Compaction should be performed by mechanical means only. Water jetting or flooding to attain compaction of backfill should not be permitted.

### 5.1.7 Surface Drainage

Final site grading should provide surface drainage away from the proposed structures and slabs-on-grade to reduce the percolation of water into the underlying soils. Surface water should not be allowed to collect adjacent to structures and along edges of concrete slabs or pavements. Grades should be sloped away from the structures a minimum of 4 percent in landscaped areas and 2 percent in paved areas for a horizontal distance of at least 5 feet. Surface water should be directed away from exposed soil slopes. Rainwater on the roof of the buildings should be conveyed through gutters, downspouts and closed pipes which discharge directly into the site storm water collection system or pavement. If discharging onto the pavement, safety of pedestrian traffic should be considered.

### 5.1.8 Seepage Control

Where utility lines extend through or beneath perimeter footings or curbs at pavement areas, permeable backfill should be terminated at least 1 foot from the footings or curbs. Concrete or


Copyright 2001 Kleinfelder, Inc.

compacted clayey soil should be used around the pipes to act as a seepage cutoff. Beneath footings, the pipes should be "sleeved" through concrete cutoffs, and the annular space around the pipes should be filled with waterproof caulk. This will help reduce the amount of water seeping through the pervious trench backfill and collecting under the building or pavements.

Where slabs or pavements abut against landscaped areas, the base rock and subgrade soil should be protected against saturation. If landscape water or surface runoff is allowed to seep into the pavement section or subgrade, the service life of the pavement will be reduced. Subdrains behind curbs in landscape areas or vertical cut-off structures are recommended to reduce lateral seepage under pavements or slabs from adjacent landscaped areas. Vertical cut-off structures may consist of deepened curb sections, or equivalent, extending at least 3 inches below the baserock/subgrade interface. Subdrains should discharge to a proper outlet as determined by the project civil engineer. Cut-off structures should be carefully constructed such that they extend below the base section and are poured neat against undisturbed native soil or compacted clayey fill. The cut-off structures should be continuous. Utility trenches (irrigation lines, electrical conduit, etc.) that extend through or under the curbs should be sealed with compacted clayey soil or poured in-place concrete. In addition, care should be taken to prevent over-watering of landscaped areas.

### 5.1.9 Wet Weather Construction

If site grading and construction is to be performed during the winter rainy months, the owner and contractors should be fully aware of the potential impact of wet weather. Rainstorms can cause delay to construction and damage to previously completed work by saturating compacted pads or subgrades, or flooding excavations.

Earthwork during rainy months will require extra effort and caution by the contractors. The grading contractor should be responsible to protect his work to avoid damage by rainwater. Standing pools of water should be pumped out immediately. Construction during wet weather conditions should be addressed in the project construction bid documents and/or specifications. We recommend the grading contractor submit a wet weather construction plan outlining


Copyright 2001 Kleinfelder, Inc.

procedures they will employ to protect their work and to minimize damage to their work by rainstorms.

### 5.1.10 Construction Observation

Variations in soil types and conditions are possible and may be encountered during construction. To permit correlation between the soil data obtained during this investigation and the actual soil conditions encountered during construction, we recommend that Kleinfelder be retained to provide observation and testing services during site earthwork and foundation construction. This will allow us the opportunity to compare actual conditions exposed during construction with those encountered in our investigation and to provide supplemental recommendations if warranted by the exposed conditions. All earthwork should be performed in accordance with the recommendations presented in this report, or as recommended by Kleinfelder during construction. Kleinfelder should be notified at least 2 working days prior to the start of construction and prior to when observation and testing services are needed.

We also recommend that Kleinfelder be retained to review your final foundation and grading plans and specifications. It has been our experience that this review provides an opportunity to detect misinterpretation or misunderstandings prior to the start of construction.

## 5.2 BUILDING FOUNDATIONS

### 5.2.1 Shallow Foundations

The proposed modular classroom buildings and the new restroom building may be supported on conventional footing foundations bearing on undisturbed native soil. Footings should be founded at least 18 inches below the lowest adjacent finished grade. All continuous footings should have a minimum width of 12 inches. Footings constructed in accordance with the recommendations above may be designed for a net allowable soil bearing pressure of 2,500 pounds per square foot (psf) due to dead plus live loads. This pressure may be increased by one-third when including transient loads such as seismic or wind. Interior non-loading bearing walls may be constructed directly on the concrete slab floor.


Copyright 2001 Kleinfelder, Inc.

To maintain foundation support, footings located near utility trenches or footings should be deepened so that their bearing surfaces are below an imaginary plane having an inclination of 1.5 horizontal to 1.0 vertical. This imaginary plane should be drawn extending upward from the bottom edge of the adjacent footing or utility trench.

It is important that soils in the footing excavations not be allowed to dry before placement of concrete. If shrinkage cracks appear in the footing excavations, the soils should be thoroughly moisture conditioned for at least two days prior to concrete placement to close all cracks. Water should not be allowed to pond in the bottom of foundation excavations. Areas that become water damaged should be over-excavated to a firm base.

The footing excavations should be monitored by a representative of Kleinfelder to assess the moisture content and to confirm the adequacy of the bearing materials. We recommend that Kleinfelder be retained to observe the footing excavations prior to placing reinforcing steel or concrete to check that footings are founded in the anticipated bearing soil.

After completion of construction, total foundation settlements are anticipated to be 1 inch or less. Differential settlements are expected to be about 1/2 inch.

Lateral loads may be resisted by a combination of friction between the bottom of foundations and the supporting subgrade, and by passive resistance acting against the vertical sides of the foundations. An ultimate friction coefficient of 0.35 may be used for friction between the foundations and supporting subgrade. Ultimate passive resistance equal to an equivalent fluid weight of 300 pounds per cubic foot (pcf) acting against the embedded sides of the foundations may be used for design purposes. The passive pressure can be assumed to act starting at the top of the lowest adjacent grade in paved areas. In unpaved areas, the passive pressure can be assumed to act starting at a depth of one foot below grade. It should be noted that the passive resistance value discussed above is only applicable where the concrete is either placed directly against undisturbed soil. Voids created by the use of forms should be backfilled with soil compacted to the requirements given in this report or with concrete.


Copyright 2001 Kleinfelder, Inc.

### 5.2.2 Slab-On-Grade

The proposed building floor slabs and exterior concrete slabs should be constructed on a layer of compacted non-expansive fill as recommended in the "Earthwork" section. The project structural engineer should determine the thickness and reinforcement required for the slab. As a minimum, we recommend a slab thickness of 4 inches, with reinforcement consisting of No. 3 steel reinforcing bars or welded wire fabric. Reinforcing steel should be spaced at 24 inches or less on center each way. The welded wire fabric may consist of ASTM A-185 Brite welded fabric, 6 x 6 W2.9/W2.9 (welded wire mesh delivered as a rolled product is not considered to be equivalent). Care must be taken during construction to keep the reinforcement from being pushed to the bottom of the slab.

The recommended minimum steel reinforcement will not prevent the development of slab cracks but will aid in keeping the construction joints relatively tight and reduces the potential for differential movement between adjacent panels. Slab control joints should be spaced in accordance with the recommendations presented in the ACI Manual of Concrete Practice.

For interior concrete slabs and where the risk of moisture penetration through the slabs is to be reduced, the slabs should be constructed on a layer of capillary break material covered by a continuous impermeable membrane vapor barrier. The capillary break material should be at least 4 inches thick, and should consist of free-draining crushed rock or gravel graded such that 100 percent will pass the 1-inch sieve and none will pass the No. 4 sieve. The impermeable membrane should consist of 10 or 20-mil polyethylene sheeting or similar moisture barrier. Lapped joints and perforations in the vapor barrier should be kept to a minimum, and should be sealed. Use of large sheets is recommended wherever possible to reduce the potential for moisture vapor to seep through the vapor barrier (at joints). To provide protection for the membrane, 2 inches of slightly moistened clean fine sand should be placed on top of the membrane prior to placement of concrete. Where crushed rock is used as the capillary break material, seating of the rock with a vibratory plate compactor may aid in reducing the potential for damage to the vapor barrier as the reinforcing steel and the concrete are placed. The potential for punctures in the polyethylene sheeting due to foot traffic during construction activities would be much lower where 20-mil sheeting is used.


Copyright 2001 Kleinfelder, Inc.

## 5.3 PAVEMENTS

Pavements for this project will consist of parking and driveway areas for light passenger vehicles, with heavier traffic areas for garbage trucks and school buses. Traffic loading information for this project was based on our previous experience from other similar projects. An actual traffic count was not provided to Kleinfelder. Based on our experience with similar projects, we suggest using a Traffic Index (TI) of at least 4.5 for parking stalls, 5.5 for automobile traffic lanes, 6.5 for garbage truck areas, and 7.5 for school bus areas.

The anticipated traffic and the pavement sections presented below should be reviewed by the project civil engineer in consultation with the owner. We have made our pavement designs based on the pavement subgrade soil consisting of a sandy clay. If site grading exposes soil other than that utilized in our analysis, additional tests to confirm or revise the recommended pavement sections should be performed to reflect the actual field conditions.

A bulk sample of the near surface soil was obtained from the site during our field investigation. The results of our laboratory testing indicate the material tested has an R-value of 14. To account for variability, an R-value of 10 was used in our design. Recommended pavement sections based on this R-value are presented below.

| FLEXIBLE PAVEMENT SECTION ALTERNATIVES R-Value = 10 | | |
|---|---|---|
| **Traffic Index** | **Asphalt Concrete (inches)** | **Total Thickness (inches)** |
| 4.5 | 2.5 | 11.0 |
| | 3.0 | 10.5 |
| | 3.5 | 9.5 |
| 5.0 | 2.5 | 12.5 |
| | 3.0 | 12.0 |
| | 3.5 | 11.5 |

Subgrade preparation should extend a minimum of 2 feet laterally beyond the face of the curb and should comply with the requirements under Sections 5.1 "Earthwork" and its subsections.


Copyright 2001 Kleinfelder, Inc.

Compacted pavement subgrade should be non-yielding. Removal and subsequent replacement of some material (i.e., areas of excessively wet materials, unstable subgrades, or yielding soils) may be required to obtain the minimum 95 percent compaction to the recommended depth.

Asphalt Concrete should meet the requirements for 1/2- or 3/4-inch maximum, medium Type B asphalt concrete in vehicle areas. These materials should comply with the specifications presented in Section 39 of the Caltrans Standard Specifications, 1992 edition. The Class 2 Aggregate Base material should conform to Section 26 of the Caltrans Standard Specifications. ASTM test procedures should be used to assess the percent relative compaction of soils, aggregate base and asphalt concrete. Asphalt concrete should be compacted to a minimum of 96 percent of the maximum laboratory compacted (Hveem) unit weight.


Copyright 2001 Kleinfelder, Inc.

# 6. ADDITIONAL SERVICES AND LIMITATIONS

## 6.1 ADDITIONAL SERVICES

The review of plans and specifications, and the observation and testing by Kleinfelder of earthwork related construction activities, are an integral part of the conclusions and recommendations made in this report. If Kleinfelder is not retained for these services, the client will be assuming our responsibility for any potential claims that may arise during or after construction. The required testing, observation, and consultation by Kleinfelder during construction includes, but is not limited to:

- review of project plans and specifications
- observation during site clearing and stripping
- construction observation and density testing during subgrade preparation, placement and compaction of fill material, and backfilling of utility trenches
- observation of foundation excavations
- observation and density testing during pavement construction

## 6.2 LIMITATIONS

The services provided under this contract as described in this report include professional opinions and conclusions based on the data collected. These services have been performed according to generally accepted geotechnical engineering practices that exist in the project area at the time the report was written. This report is issued with the understanding that the owner chooses the risk they wish to bear by the expenditures involved with the construction alternatives and scheduling that is chosen. No warranty, express or implied, is given.

This report may be used only by the Santa Clara Unified School District for the purposes stated, within a reasonable time from its issuance. Land use, site conditions (both on site and off site) or other factors may change over time, and additional work may be required with the passage of time. Any party other than the Santa Clara Unified School District who wishes to use this report shall notify Kleinfelder of such intended use. Based on the intended use of the report, Kleinfelder may require that additional work be performed and that an updated report be issued.


Copyright 2001 Kleinfelder, Inc.

Non-compliance with any of these requirements by the clients or anyone else will release Kleinfelder from any liability resulting from the use of this report by any unauthorized party.

The conclusions and recommendations in this report are for the proposed new classrooms and restroom addition at Westwood Elementary School in Santa Clara, California, as described in the text of this report. The conclusions and recommendations in this report are invalid if:

- the anticipated building loads or the proposed building locations change;
- the report is used for adjacent or other property;
- the Additional Services section of this report is not followed, particularly the observation of subgrade preparation and fill placement;
- if changes of grades occur between the issuance of this report and construction, or
- any other change is implemented which materially alters the project from that proposed at the time this report was prepared.

The conclusions and recommendations presented in this report are based on information obtained from the following:

- five soil borings drilled within the site
- the observations of our engineer
- the results of laboratory tests
- our experience on similar projects with similar soil conditions

The logs of the exploratory borings do not provide a warranty as to the conditions that may exist beneath the entire site. The extent and nature of subsurface soil and groundwater variations may not become evident until construction begins. It is possible that variations in soil conditions and depth to groundwater could exist beyond the points of exploration that may require additional studies, consultation and possible design revisions. If conditions are encountered in the field during construction which differ from those described in this report, our firm should be contacted immediately to provide any necessary revisions to these recommendations.


Copyright 2001 Kleinfelder, Inc.

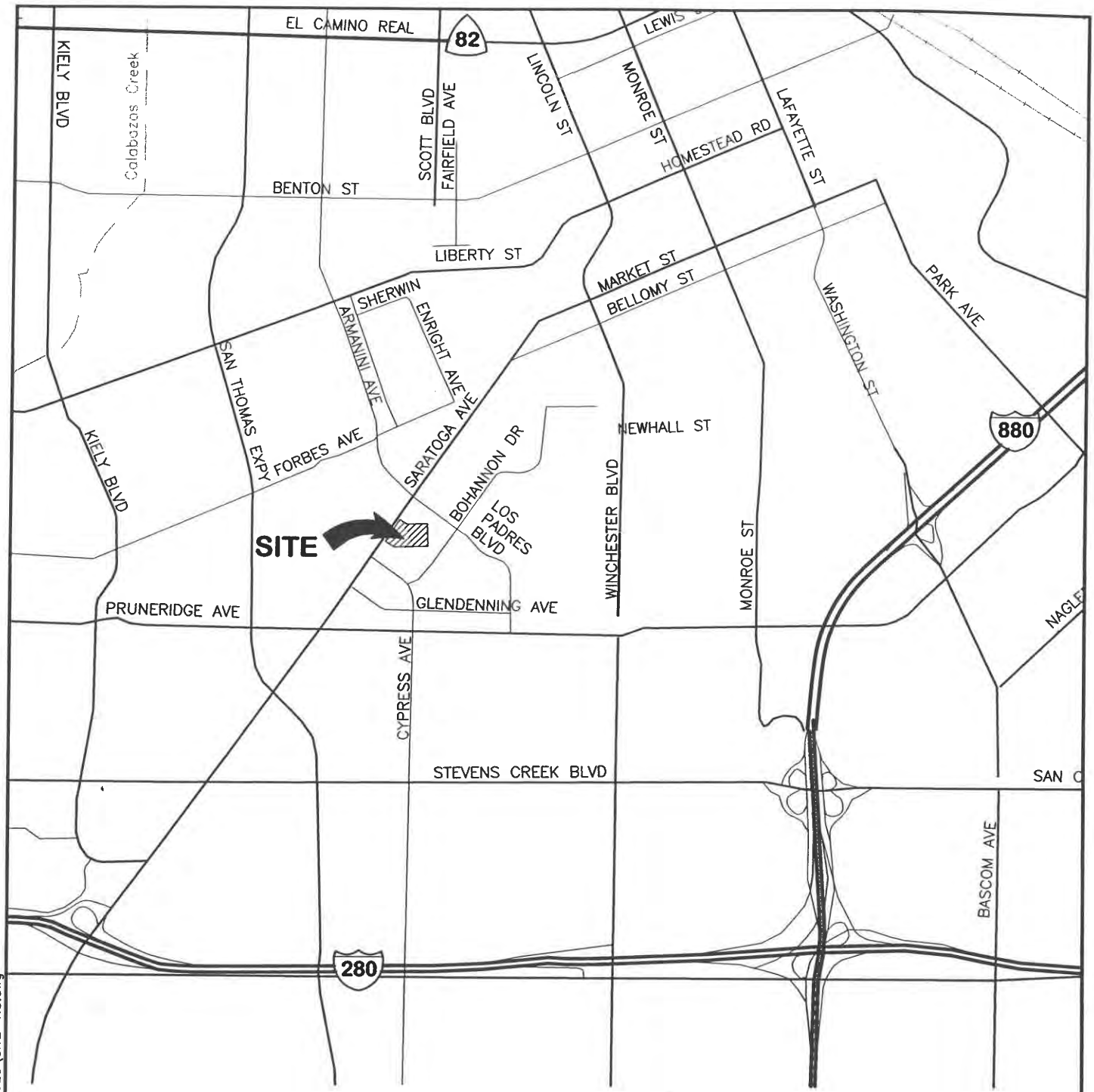


©2001, by Kleinfelder, Inc.

CAD FILE: L:\2001\01PROJ\12307411\Graphics\GEO\SITE-VIC.dwg

KLEINFELDER

| | |
|---|---|
| DRAFTED BY: L. Sue | DATE: 10-03-01 |
| CHECKED BY: F. Mwapa | DATE: 10-03-01 |

**SITE VICINITY MAP**

WESTWOOD ELEMENTARY SCHOOL
435 SARATOGA AVENUE
SANTA CLARA, CALIFORNIA

PROJECT NO. 12-307411-GEO

PLATE

**1**

LEGEND

PROJECT LIMITS

PARCEL LINE

SOIL BORING
(by Kleinfelder, 2001)

NOTE: Locations are approximate.

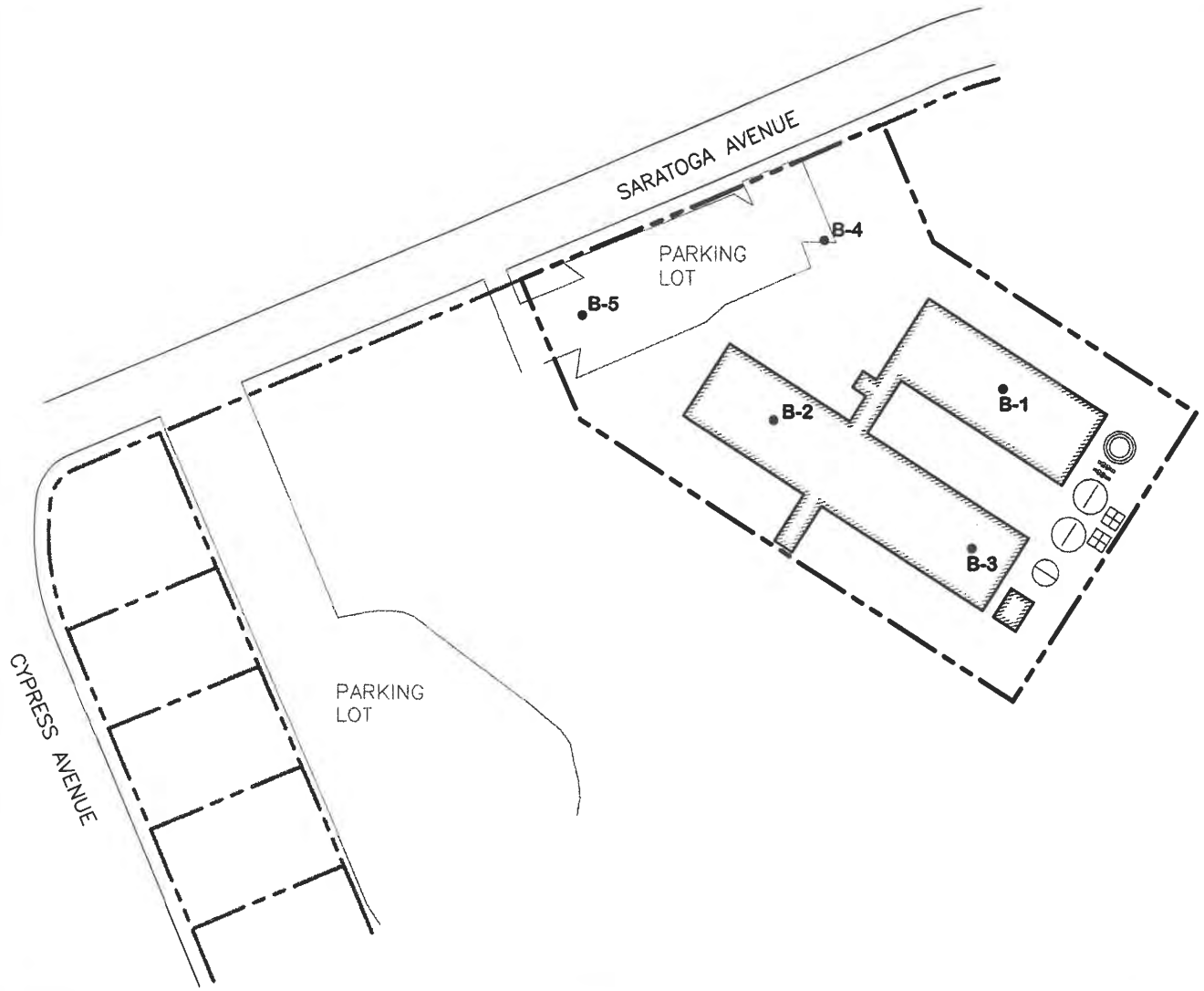


160 0 160

APPROXIMATE SCALE (feet)

REFERENCE:
Base Topographic Map, dated 12/20/99, provided by Santa Clara Unified School District.

©2001, by Kleinfelder, Inc.

KLEINFELDER

| | |
|---|---|
| DRAFTED BY: L. Sue | DATE: 10-03-01 |
| CHECKED BY: F. Mwapa | DATE: 10-03-01 |

**SITE PLAN**

WESTWOOD ELEMENTARY SCHOOL
435 SARATOGA AVENUE
SANTA CLARA, CALIFORNIA

PROJECT NO. 12-307411-GEO

PLATE

2

CAD FILE: L:\2001\01PROJ\12307411\Graphics\GEO\SITEPLAN.dwg

| | | | |
|---|---|---|---|
| *Date Completed:* | 9/6/01 | *Sampler:* | Modified California Sampler 2.5 inch O.D., 2.0 inch I.D. |
| *Logged By:* | M. Finnegan | | |
| *Total Depth:* | 20.0 ft | *Method:* | 8" Hollow Stem Auger |
| *Hammer Wt:* | 140 lbs., 30" drop | | |

| Depth, ft | Sample | Blows/ft | Dry Density pcf | Moisture Content % | Compress. Strength tsf | Other Tests | Pen, tsf | DESCRIPTION |
|---|---|---|---|---|---|---|---|---|
| | | | | | | | | *Surface Elevation:* **Estimated feet (Above MSL)** |
| | | | | | | | | Approximately 1 inch of cobbles |
| | | 39 | 97 | 15 | | | >4.5 | **SANDY CLAY (CL)** - brown, moist, very stiff to hard |
| | | 45 | | | | | | **CLAYEY SAND (SC)** - brown, moist, dense, fine sand |
| 5 | | 48 | 99 | 6 | | #200=30% | | **SILTY SAND (SM)** - yellow brown, damp to moist, dense, fine to medium coarse sand |
| | | 25 | | | | | >4.5 | **LEAN CLAY (CL)** - mottled yellow brown, moist, very stiff to hard |
| 10 | | | | | | | | |
| | | 40 | | | | | | **CLAYEY SAND (SC)** - yellow brown, moist, dense, fine sand |
| 15 | | | | | | | | |
| | | 28 | | | | | | **LEAN CLAY (CL)** - brown to gray, moist, very stiff to hard |
| 20 | | | | | | | | Bottom of boring<br>No free water encountered<br>Boring backfilled with grout |
| 25 | | | | | | | | |
| 30 | | | | | | | | |

KLEINFELDER

PROJECT NO. 12-3074-11

**LOG OF BORING NO. B-1**
Westwood Elementary
435 Saratoga Avenue
Santa Clara, California

PLATE
**A-2**

C:\PROGRA~1\GINTW\PROJECTS\12307411.GPJ

10/8/2001 11:54:50 AM

| | | | |
|---|---|---|---|
| *Date Completed:* | 9/6/01 | *Sampler:* | Modified California Sampler 2.5 inch O.D., 2.0 inch I.D. |
| *Logged By:* | M. Finnegan | | |
| *Total Depth:* | 20.0 ft | *Method:* | 8" Hollow Stem Auger |
| *Hammer Wt:* | 140 lbs., 30" drop | | |

| Depth, ft | FIELD: Sample | FIELD: Blows/ft | LABORATORY: Dry Density pcf | LABORATORY: Moisture Content % | LABORATORY: Compress. Strength tsf | LABORATORY: Other Tests | Pen, tsf | DESCRIPTION |
|---|---|---|---|---|---|---|---|---|
| | | | | | | | | *Surface Elevation:* **Estimated feet (Above MSL)** |
| | | | | | | | | Approximately 1 inch of loose sandy clay |
| | | 25 | 83 | 16 | | LL=39; PI=21 | >4.5 | **SANDY CLAY (CL)** - brown, moist, hard |
| 5 | | 45 | | | | | >4.5 | - light brown |
| 10 | | 22 | 106 | 18 | | | >4.5 | **CLAY (CL)** - yellow brown, moist, very stiff to hard |
| 15 | | 20 | | | | | | **SILTY SAND (SM)** - yellow brown, moist, medium dense, fine sand |
| 20 | | 27 | | | | | 3.5 | **CLAY (CL)** - brown, moist, hard |
| 25 | | | | | | | | Bottom of boring<br>No free water encountered<br>Boring backfilled with grout |
| 30 | | | | | | | | |

KLEINFELDER

PROJECT NO. 12-3074-11

**LOG OF BORING NO. B-2**
Westwood Elementary
435 Saratoga Avenue
Santa Clara, California

PLATE
**A-3**

C:\PROGRA~1\GINT\WPROJECTS\12307411.GPJ

10/8/2001 11:54:57 AM

| | | | |
|---|---|---|---|
| *Date Completed:* | 9/6/01 | *Sampler:* | Modified California Sampler 2.5 inch O.D., 2.0 inch I.D. |
| *Logged By:* | F. Mwape | | |
| *Total Depth:* | 40.0 ft | *Method:* | 8" Hollow Stem Auger |
| *Hammer Wt:* | 140 lbs., 30" drop | | |

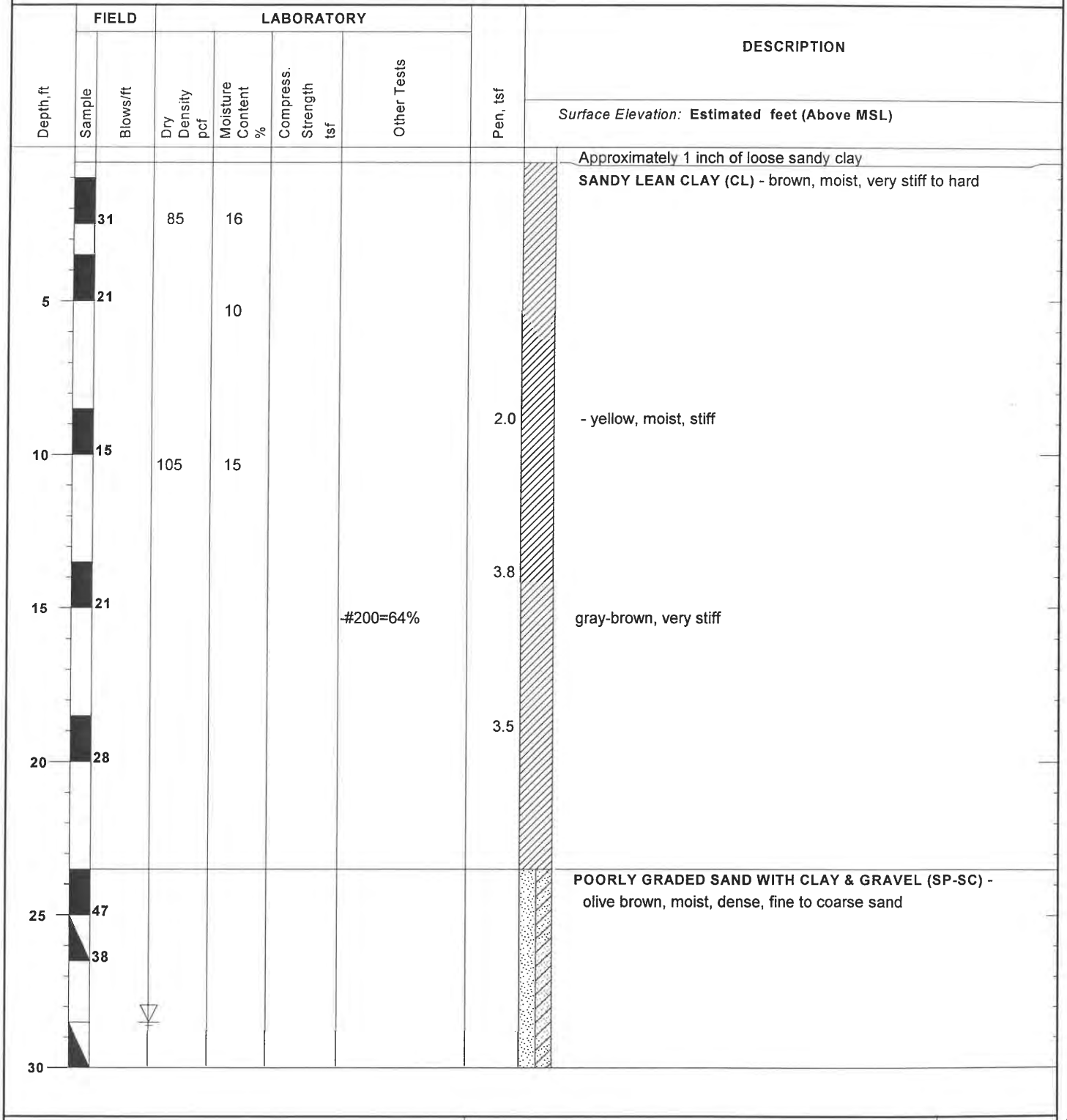


KLEINFELDER

PROJECT NO. 12-3074-11

# LOG OF BORING NO. B-3

Westwood Elementary
435 Saratoga Avenue
Santa Clara, California

PLATE

A-4

C:\PROGRA~1\GINTW\PROJECTS\12307411.GPJ

10/15/2001 11:00:05 AM

| Depth, ft | FIELD: Sample | FIELD: Blows/ft | LABORATORY: Dry Density pcf | LABORATORY: Moisture Content % | LABORATORY: Compress. Strength tsf | LABORATORY: Other Tests | Pen, tsf | DESCRIPTION |
|---|---|---|---|---|---|---|---|---|
| | | | | | | | | *(Continued from previous plate)* |
| | | 33 | | | | | | |
| | | | | | | | | **SILTY SAND (SM)** - olive brown, moist to damp, very dense, fine sand |
| 35 | | 61 | | | | | | |
| | | | | | | | | **SANDY CLAY (CL)** - gray, moist to damp, stiff, fine-grained sand |
| 40 | | 22 | | | | | | Bottom of hole<br>Free water encountered<br>Backfilled with grout |
| 45 | | | | | | | | |
| 50 | | | | | | | | |
| 55 | | | | | | | | |
| 60 | | | | | | | | |

KLEINFELDER

PROJECT NO. 12-3074-11

**LOG OF BORING NO. B-3**
Westwood Elementary
435 Saratoga Avenue
Santa Clara, California

PLATE
**A-4**
(cont'd)

C:\PROGRA~1\GINTWP\PROJECTS\12307411.GPJ

10/15/2001 11:00:06 AM

| | | | |
|---|---|---|---|
| *Date Completed:* | **9/6/01** | *Sampler:* | **Bulk Sample** |
| *Logged By:* | **F. Mwape** | | |
| *Total Depth:* | **5.0 ft** | *Method:* | **8" Hollow Stem Auger** |
| *Hammer Wt:* | **140 lbs., 30" drop** | | |

| Depth, ft | FIELD: Sample | FIELD: Blows/ft | LABORATORY: Dry Density pcf | LABORATORY: Moisture Content % | LABORATORY: Compress. Strength tsf | LABORATORY: Other Tests | Pen, tsf | DESCRIPTION |
|---|---|---|---|---|---|---|---|---|
| | | | | | | | | *Surface Elevation:* **Estimated feet (Above MSL)** |
| | | | | | | | | Approximately 3 inches of Asphalt Concrete |
| | | | | | | | | Approximately 4 inches of Aggregate Base |
| | | | | | | | | **LEAN CLAY (CL)** - brown, moist |
| 5 | | | | | | | | Bottom of Hole |
| | | | | | | | | No free water encountered |
| | | | | | | | | Boring backfilled with grout |
| 10 | | | | | | | | |
| 15 | | | | | | | | |
| 20 | | | | | | | | |
| 25 | | | | | | | | |
| 30 | | | | | | | | |

KLEINFELDER

PROJECT NO. 12-3074-11

**LOG OF BORING NO. B-4**
Westwood Elementary
435 Saratoga Avenue
Santa Clara, California

PLATE

**A-5**

C:\PROGRA~1\GINTW\PROJECTS\12307411.GPJ

10/15/2001 11:00:16 AM

| | | | |
|---|---|---|---|
| *Date Completed:* | 9/6/01 | *Sampler:* | Modified California Sampler 2.5 inch O.D., 2.0 inch I.D. |
| *Logged By:* | F. Mwape | | |
| *Total Depth:* | 5.0 ft | *Method:* | 8" Hollow Stem Auger |
| *Hammer Wt:* | 140 lbs., 30" drop | | |

| Depth,ft | FIELD: Sample | FIELD: Blows/ft | LABORATORY: Dry Density pcf | LABORATORY: Moisture Content % | LABORATORY: Compress. Strength tsf | LABORATORY: Other Tests | Pen, tsf | DESCRIPTION |
|---|---|---|---|---|---|---|---|---|
| | | | | | | | | *Surface Elevation:* **Estimated feet (Above MSL)** |
| | | | | | | | | Approximately 3 inches of Asphalt Concrete |
| | | | | | | | | Approximately 4 inches of Aggregate Base |
| | | 28 | | | | | >4.5 | **LEAN CLAY (CL)** - Black, moist, hard |
| | | | | | | | >4.5 | |
| 5 | | 28 | | | | | | |
| 10 | | | | | | | | |
| 15 | | | | | | | | |
| 20 | | | | | | | | |
| 25 | | | | | | | | |
| 30 | | | | | | | | |

KLEINFELDER

PROJECT NO. 12-3074-11

**LOG OF BORING NO. B-5**
Westwood Elementary
435 Saratoga Avenue
Santa Clara, California

PLATE

**A-6**

C:\PROGRA~1\GINTW\PROJECTS\12307411.GPJ

10/8/2001 11:55:12 AM

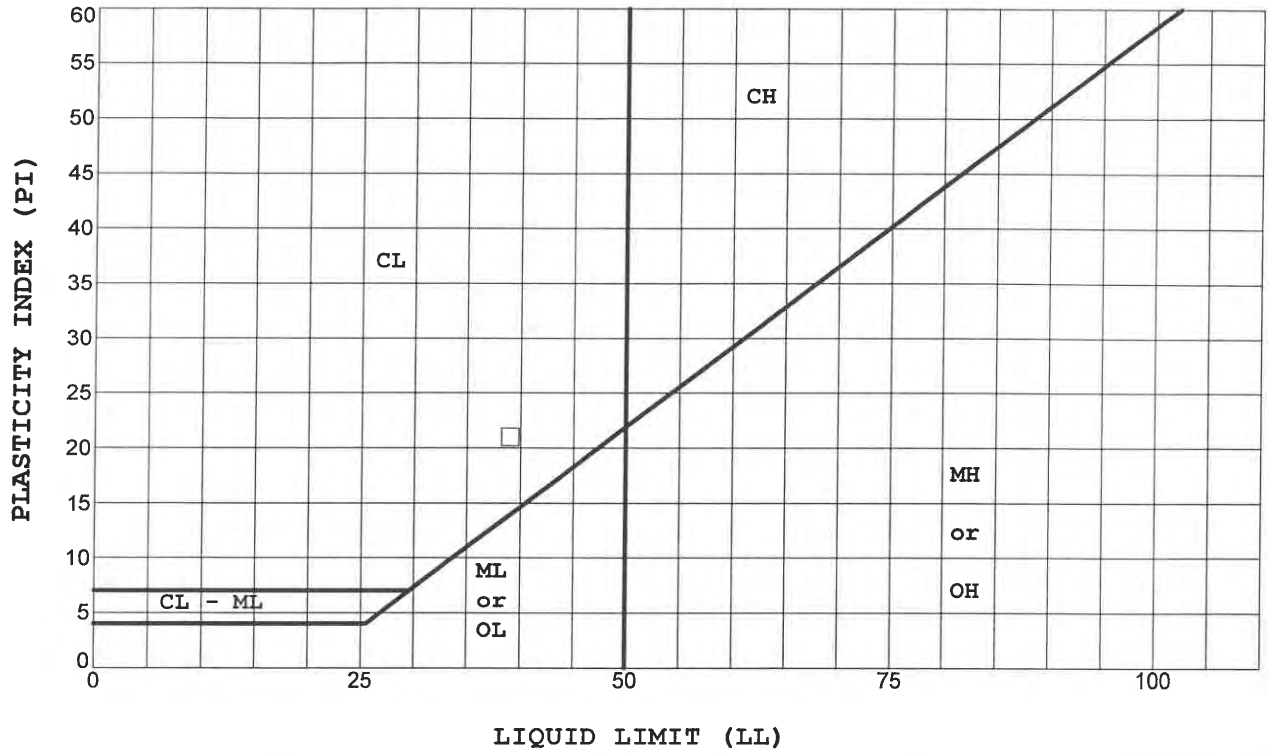


| Symbol | Boring | Depth | LL | PL | PI | Sample Description |
|---|---|---|---|---|---|---|
| □ | B-2 | 2.0 | 39 | 18 | 21 | Brown Sandy Clay |
| | | | | | | |
| | | | | | | |
| | | | | | | |
| | | | | | | |
| | | | | | | |

## Unified Soil Classification

Fine Grained Soil Groups

| Symbol | LL < 50 | Symbol | LL > 50 |
|---|---|---|---|
| ML | Inorganic clayey silts to very fine sands of slight plasticity | MH | Inorganic silts and clayey silts of high plasticity |
| CL | Inorganic clays of low to medium plasticity | CH | Inorganic clays of high plasticity |
| OL | Organic silts and organic silty clays of low plasticity | OH | Organic clays of medium to high plasticity, organic silts |

KLEINFELDER

PROJECT NO. 12-3074-11

**Westwood Elementary**
**435 Saratoga Avenue**
**Santa Clara, California**
**PLASTICITY CHART**

PLATE

**B-1**

C:\PROGRA~1\GINTW\PROJECTS\12307411.GPJ

10/8/2001 10:55:55 AM

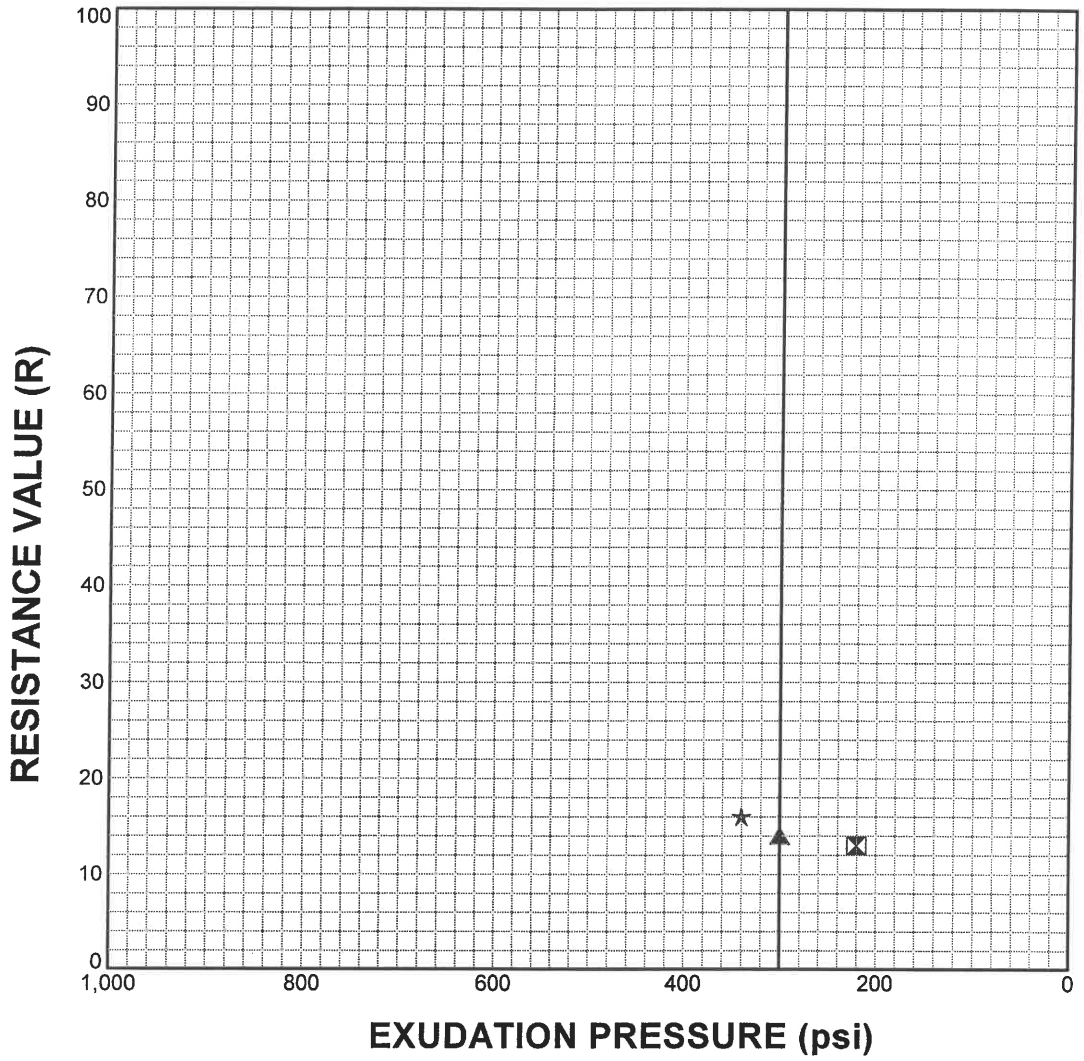


| SPECIMEN NO. | ⊠ | ▲ | ★ |
|---|---|---|---|
| MOISTURE CONTENT (%) | 9.1 | 9.1 | 9.1 |
| DRY DENSITY (PCF) | 106.7 | 113.2 | 115.9 |
| EXUDATION PRESSURE (PSI) | 220 | 300 | 340 |
| EXPANSION PRESSURE (PSF) | 0 | 0 | 0 |
| RESISTANCE VALUE (R) | 13 | 14 | 16 |

*Date Received:*

| SAMPLE SOURCE | CLASSIFICATION | SAND EQUIVALENT | EXPANSION PRESSURE | R-VALUE |
|---|---|---|---|---|
| PL4189 (B-2) | Brown Clay | --- | --- | 14 |

**ASTM D 2844, Cal Test 301**

KLEINFELDER

*PROJECT NO.* 12-3074-11

**Westwood Elementary**
**435 Saratoga Avenue**
**Santa Clara, California**
**RESISTANCE VALUE TEST DATA**

**PLATE**
B-2

C:\PROGRA~1\GINT\WPROJECTS\12307411.GPJ

10/9/2001 11:05:23 AM

*California State Certified Laboratory No.2153*

27 September, 2001

C E R C O
a n a l y t i c a l , i n c .

Job No.0109100.2
Cust. No.10781

*3942-A Valley Avenue*
*Pleasanton, CA 94566-4715*
*Tel: 925.462.2771*
*Fax: 925.462.2775*

Mr. Beeson Liang
Kleinfelder
1362 Ridder Park Drive
San Jose, CA 95131

Subject: Project No.12-3074-11
Project Name: Westwood
Corrosivity Analysis – ASTM Test Methods

Dear Mr. Liang:

Pursuant to your request, Cerco Analytical has analyzed three soil samples submitted on September 14, 2001. Based on the analytical results, a brief corrosivity evaluation is enclosed for your consideration.

Based upon the resistivity measurements, all samples are classified as "corrosive". All buried iron, steel, cast iron, ductile iron, galvanized steel and dielectric coated steel or iron should be properly protected against corrosion depending upon the critical nature of the structure. All buried metallic pressure piping such as ductile iron firewater pipelines should be protected against corrosion.

The chloride ion concentrations reflect none detected with a detection limit of 15 mg/kg.

The sulfate ion concentrations range from 19 to 42 mg/kg and are determined to be insufficient to damage reinforced concrete structures and cement mortar-coated steel at these locations.

The pH of the soils range from 7.1 to 7.8 which does not present corrosion problems for buried iron, steel, mortar-coated steel and reinforced concrete structures.

The redox potentials range from 280 to 350-mV, which are indicative of potentially "slightly corrosive" soils resulting from anaerobic soil conditions.

This corrosivity evaluation is based on general corrosion engineering standards and is non-specific in nature. For specific long-term corrosion control design recommendations or consultation, please call *JDH Corrosion Consultants, Inc. at (925) 927-6630.*

We appreciate the opportunity of working with you on this project. If you have any questions, or if you require further information, please do not hesitate to contact us.

Very truly yours,
**CERCO ANALYTICAL, INC.**

J. Darby Howard, Jr., P.E.
President

JDH/jdl
Enclosure

# CERCO Analytical, Inc.

3942-A Valley Avenue, Pleasanton, CA 94566-4715 (925) 462-2771 Fax (925) 462-2775


## *FINAL RESULTS*

Client: Kleinfelder
Client's Project No.: 12-3074-11
Client's Project Name: Westwood
Authorization: Laboratory Testing Program Form

Date Sampled: Not Indica
Date Received: 14-Sep-20
Date of Report: 26-Sep-20
Matrix: S

| Job/Sample No. | Sample I.D. | Redox (mV) | pH | Conductivity (umhos/cm)* | Resistivity (100% Saturation) (ohms-cm) | Sulfide (mg/kg)* | Chloride (mg/kg)* | Sulfate (mg/kg)* |
|---|---|---|---|---|---|---|---|---|
| 0109100-004 | B-1, 1B @ 2' | 350 | 7.1 | - | 860 | - | N.D. | 27 |
| 0109100-005 | B-1, 2B @ 4-4.5' | 280 | 7.8 | - | 1,300 | - | N.D. | 19 |
| 0109100-006 | B-3, 1A, 1.5-2' | 310 | 7.1 | - | 660 | - | N.D. | 42 |
| | | | | | | | | |
| | | | | | | | | |
| | | | | | | | | |
| | | | | | | | | |
| | | | | | | | | |
| | | | | | | | | |
| | | | | | | | | |
| | | | | | | | | |
| | | | | | | | | |
| | | | | | | | | |

| Method: | ASTM D1498 | ASTM D4972 | ASTM D1125M | ASTM G57 | ASTM D4658M | ASTM D4327 | ASTM D432 |
|---|---|---|---|---|---|---|---|
| Detection Limit: | - | - | 10 | - | 50 | 15 | 15 |
| Date Analyzed: | 21-Sep-2001 | 21-Sep-2001 | - | 21-Sep-2001 | - | 24-Sep-2001 | 24-Sep-200 |

Cheryl McMillen
Laboratory Director

* Results Reported on "As Received" Basis

N.D. - None detected

**Quality Control Summary - All laboratory quality control parameters were found to be within established limits**

# APPLICATION FOR AUTHORIZATION TO USE

***GEOTECHNICAL INVESTIGATION***
***Proposed Classroom Replacement at Westwood Elementary School***
***Santa Clara, California***

***12-3074-11***
***October 12, 2001***

**Kleinfelder, Inc.**
1362 Ridder Park Drive
San Jose, California 95131
408-436-1155 408-436-1716
*(telephone)* *(FAX)*

To whom it may concern:

Applicant understands and agrees that the Geotechnical Investigation Report for the subject site is a copyrighted document, that Kleinfelder, Inc., is the copyright owner and that unauthorized use or copying of the Report for the subject site is strictly prohibited without the express written permission of Kleinfelder, Inc. Applicant understands that Kleinfelder, Inc., may withhold such permission at its sole discretion, or grant permission upon such terms and conditions as it deems acceptable.

Applicant agrees to accept the contractual terms and conditions between Kleinfelder, Inc., and Santa Clara Unified School District originally negotiated for preparation of this Geotechnical Investigation Report. Use of this Report without permission releases Kleinfelder, Inc., from any liability that may arise from use of this report.

**To be Completed by Applicant**

_____
*(company name)*

_____
*(address)*

_____
*(city, state, zip)*

_____ _____
*(telephone)* *(FAX)*

By: _____

Title: _____

Date: _____

**For Kleinfelder, Inc.'s use only**

_____ approved for re-use with additional fee of $_____
_____ disapproved, report needs to be updated

By: _____
*(Kleinfelder, Inc. project manager)*

Date: _____


Copyright 2001 Kleinfelder, Inc.

# Appendix E: Draft Preliminary Environmental Assessment, Arcadis, April 19, 2024

ARCADIS

Santa Clara Unified School District

# DRAFT PRELIMINARY ENVIRONMENTAL ASSESSMENT

## Westwood Elementary School Campus

## 435 Saratoga Avenue

## Santa Clara, California

Report Date: April 19, 2024

# DRAFT Preliminary Environmental Assessment

**Westwood Elementary School Campus, 435 Saratoga Avenue, Santa Clara, California**

April 19, 2024

**Prepared By:**
Arcadis U.S., Inc.
400 Capitol Mall, Suite 900
Sacramento
California 95814
Phone: 916 786 0320

**Prepared For:**
Ms. Melissa Kersh
Santa Clara Unified School District
1889 Lawrence Road
Santa Clara, California 95050

**Our Ref:**
30126698

DRAFT

Divya Mehta
Project Risk Assessor/Scientist

DRAFT

Lucas Goldstein, P.E., P.G.
Principal Engineer

DRAFT

Julie Munn
Project Manager

DRAFT

Amy Goldberg-Day
Principal Toxicologist

# Contents

1 Introduction ..... 1
1.1 Purpose and Scope of Work ..... 1
1.2 Scope of Work ..... 2
1.3 Designated SCUSD Contact Person and Mailing Address ..... 2
2 Site Background ..... 2
2.1 Subject Property Location ..... 2
2.2 Prior Investigations and Areas of Concern ..... 3
3 Soil Investigation Field Activities ..... 5
3.1 Preparation for Fieldwork ..... 5
3.2 Soil Sampling Methodology ..... 5
3.3 Investigative Derived Waste ..... 6
3.4 Field Variances ..... 6
3.5 Laboratory Analyses ..... 6
4 Laboratory Analytical Results ..... 8
4.1 Westwood Elementary School Classroom Buildings ..... 8
4.1.1 Metals in Soil ..... 8
4.1.2 OCPs in Soil ..... 9
4.1.3 PCBs in Soil ..... 9
4.1.4 NOA in Soil ..... 10
4.2 Westwood Elementary School Parking Lots ..... 10
4.2.1 Metals in Soil ..... 10
4.2.2 OCPs in Soil ..... 10
4.2.3 TPH in Soil ..... 10
4.2.4 NOA in Soil ..... 11
5 Human Health Screening Evaluation ..... 12
5.1 Data Evaluation and COPC Selection ..... 12
5.2 Exposure Assessment ..... 12
5.3 Toxicity Assessment ..... 13
5.4 Risk and Hazard Characterization ..... 13
5.5 Uncertainty Evaluation ..... 14
5.6 Human Health Risk Assessment Summary ..... 14

**Ecological Screening Evaluation** ..... **15**

**6 Summary and PEA Findings** ..... **16**

**6.1 Public Outreach Activities** ..... **16**

**6.2 Recommendations and Next Steps** ..... **16**

**7 References** ..... **17**

# TABLES

**Table 1. Sampling and Analysis Summary**

**Table 2. Summary of Analytical Results – Metals**

**Table 3. Summary of Analytical Results – Organochlorine Pesticides**

**Table 4. Summary of Analytical Results – Polychlorinated Biphenyls**

**Table 5. Summary of Analytical Results – Naturally Occurring Asbestos**

**Table 6. Summary of Analytical Results – Total Petroleum Hydrocarbons**

**Table 7. Constituents of Potential Concern Screening Evaluation**

# FIGURES

**Figure 1. Site Location Map**

**Figure 2a. Parcel Map**

**Figure 2b. Site Plan Map**

**Figure 3. Westwood Elementary School Campus Sample Location Map**

**Figure 4a. Arsenic Sample Results**

**Figure 4b. Cobalt Sample Results**

**Figure 4c. TPH as DRO Sample Results**

**Figure 4c. Pad-Mounted Transformer Step-Out Sample Results**

# APPENDICES

**Appendix A. SCUSD Master Plan**

**Appendix B. Waste Manifest**

**Appendix C. Laboratory Analytical Reports and Chain-of-Custody Documentation**

**Appendix D. Full Analytical Results**

**Appendix E. Data Validation Reports**

**Appendix F. Duverge 2011 Exhibit 1**

**Appendix G. 95% UCL Calculation Output for Arsenic and Cobalt**

**Appendix H. Human Health Screening Evaluation Files**

**Appendix I. Public Outreach Activity Files**

# 1 Introduction

This Preliminary Environmental Assessment (PEA) report ("the PEA report") has been prepared by Arcadis, U.S., Inc., (Arcadis) on behalf of the Santa Clara Unified School District (SCUSD) for a portion of the Santa Clara County Assessor's Parcel Number (APN) 30310035 (subject property, **Figure 1**). The subject property includes an approximately 3.4-acre portion of the Westwood Elementary School Campus that is located at 435 Saratoga Avenue in Santa Clara, California. APN 30310035 has a total area of 11 acres, which encompasses the subject property (**Figure 2a**).

The PEA report presents the results of the soil investigation conducted in January 2024 to evaluate potential areas of concern. Potential areas of concern were identified during the due diligence evaluation as described in the background due diligence assessment portion of the October 2023 PEA Work Plan (Work Plan, Arcadis 2023).

Arcadis understands that the SCUSD plans to redevelop the subject property in phases, with the first phase including a new multipurpose room, kitchen, lunch shelter, and outdoor stage (**Appendix A**). The existing school has 386 students enrolled. Student enrollment is not expected to change during the first phase of construction.

Following redevelopment, the subject property will be served by public utilities for drinking water, irrigation water and sewage disposal. Existing on-site classrooms at the subject property will be demolished as part of redevelopment. The subject property location is shown on **Figure 1** and the current subject property buildings and features are shown on **Figure 2b**.

## 1.1 Purpose and Scope of Work

The purpose of the PEA was to establish whether a release or threatened release of hazardous substances, which could pose a threat to human health or the environment, exists at the subject property, and to evaluate that potential risk, if any, to human health or the environment.

This report presents the analytical results and findings of the PEA to satisfy DTSC requirements for the preliminary environmental assessment of the subject property prior to future construction work. The overall objectives of this PEA were met by conducting a field sampling and analysis program to characterize the nature and extent as well as the concentrations of chemicals of potential concern (COPCs) present in soil at the subject property.

This work was conducted in accordance with the following Department of Toxic Substances Control (DTSC) guidance documents:

- *Interim Guidance for Naturally Occurring Asbestos (NOA) at School Sites* (DTSC 2004);
- *Interim Guidance for Evaluation of School Sites with Potential Soil Contamination as a Result of Lead From Lead-Based Paint, Organochlorine Pesticides from Termiticides, and Polychlorinated Biphenyls from Electrical Transformers* (DTSC 2006); and,
- *Preliminary Endangerment Assessment Guidance Manual* (DTSC 2015), which provides guidelines for the evaluation of hazardous substance release sites; and,

*Arsenic Strategies Determination of Arsenic Remediation Development of Arsenic Cleanup Goals (DTSC 2009)*

Pursuant to Health and Safety Code Section 25355.5 (a) (1) (C), activities conducted for the PEA were performed under the oversight of the DTSC.

## 1.2 Scope of Work

The scope of work for this assessment included the following:

- Conducting a field sampling and analysis program to evaluate areas of concern identified in the PEA Work Plan as well as additional soil sampling to delineate elevated detections of constituents during the initial November 2022 sampling event.
- Conducting a screening level evaluation of the analytical results of the sampling event for human health and ecological receptors.
- Recommendations for site investigation work based on the findings.

## 1.3 Designated SCUSD Contact Person and Mailing Address

Ms. Melissa Kersh
Project Manager for Facility Development and Planning
Santa Clara Unified School District
1889 Lawrence Road
Santa Clara, California, 95050
Telephone Number: 408.423.2148
Email address: mkersh@scusd.net

# 2 Site Background

## 2.1 Subject Property Location

The approximate 3.4-acre subject property is located northeast of the intersection of Saratoga Avenue and Bohannon Drive in Santa Clara, Santa Clara County, California (**Figure 1**). The SCUSD currently owns the subject property. A subject property plan depicting the configuration of the current buildings and exterior features of the subject property is included as **Figure 2b**. The subject property comprises a portion of one parcel identified by the Santa Clara County Assessor's Office as APN 30310035 (**Figure 2b**). The subject property and surrounding vicinity are shown on the surrounding property map (**Figure 3**).

The approximate geographic coordinates of the Site are 37° 19’ 59.35” north latitude and minus 121° 57’ 38.70” west longitude, according to information obtained from Environmental Data Resources, Inc. (EDR) of Milford, Connecticut.

According to information obtained from the U.S. Geological Survey (USGS) 7.5 Minute Series Topographic Map of the San Jose West, California quadrangle dated 2018, the subject property is at an approximate elevation of 110 feet above mean sea level and is generally flat with a slight slope to the north-northwest. The topography of the surrounding area is also flat with a general topographic gradient to the north-northwest.

## 2.2 Prior Investigations and Areas of Concern

Arcadis conducted a due diligence evaluation at the subject property in February 2023 that is summarized in the PEA Work Plan (Arcadis 2023). As summarized in the PEA Work Plan, the background due diligence assessment identified the following potential Recognized Environmental Conditions (RECs):

- **Agricultural Land and Orchard Use:** The subject property was developed as part of a larger agricultural tract of land from at least 1939 through 1954, when the buildings at the subject property were constructed.

  Based on the use of the subject property as a historical orchard, the application of agricultural chemicals (including, but not limited to, lead arsenate pesticides and other pesticides) is a potential REC for the subject property in accordance with the June 2006 DTSC Interim Guidance.

- **Lead-based Paint:** Lead-based paint was commonly used for a variety of purposes, until 1978 when federal regulations banned consumer uses of lead-containing paint, though exceptions applied for certain commercial and other paints. Federal regulations require certain disclosures regarding lead-based paint for housing constructed prior to 1978. The buildings at the subject property were constructed in 1954 and 1958, which pre-dates the ban on consumer uses of lead-containing paint. No information was available regarding lead sampling conducted at the school site. It is Arcadis’ understanding that the onsite buildings will be properly abated prior to demolition and a sampling plan is not included.

  Based on the construction dates of the buildings, the potential historical use of lead-based paint on site structures and peeling off the structure and contacting surficial soil is a potential REC in soil for the subject property in accordance with the June 2006 DTSC Interim Guidance.

- **Polychlorinated Biphenyls (PCBs):** PCBs were manufactured in the United States from 1929 until 1979, when PCB manufacturing was banned due to the toxicity of PCBs. Based on the construction dates of the buildings at the subject property, PCBs may have been used in the window glazing or window caulking at the subject property. The potential use of PCBs in building materials is a potential REC for the subject property.

- **Termiticide Application:** Organochlorine pesticides (OCPs) were historically used as insecticides for termite controls around wooden structures. The buildings at the subject property were constructed in 1954 and 1958 and are wood-framed buildings with plaster exteriors.

  Based on the construction dates, the potential presence of termiticides in soil adjacent to the structures at the subject property is a potential REC in accordance with the June 2006 DTSC Interim Guidance.

# 3 Soil Investigation Field Activities

This PEA was conducted to address environmental concerns documented during Arcadis' background due diligence assessment conducted in conjunction with the preparation of the PEA work plan (Arcadis 2023). Arcadis' soil sampling strategy was prepared in accordance with the *PEA Guidance Manual* (DTSC 2015) and the DTSC's *Interim Guidance Evaluation of School Sites* (DTSC 2006). Field activities consisted of sampling to assess for the presence of chemicals of potential concern (COPC) in soil.

Arcadis' sampling and analysis program for the PEA is summarized in **Table 1** and included collecting quality assurance/quality control (QA/QC) samples (duplicate soil samples). Analytical data are summarized in **Table 2** through **Table 6**. **Figure 3** shows the sampling locations and **Figure 4a** through **Figure 4c** show a summary of selected analytical results.

## 3.1 Preparation for Fieldwork

Arcadis prepared the site-specific Health and Safety Plan (HASP) which was kept on site during the field activities at the Site.

Before fieldwork began, Arcadis contacted Underground Service Alert and retained a private utility-locating subcontractor to locate possible underground utilities prior to sampling.

A notice describing the proposed work and schedule was distributed by the SCUSD to occupants of properties within line-of-sight of the Site and on the gated entrance to the Site at least one week prior to commencement of fieldwork in accordance with the PEA Work Plan.

## 3.2 Soil Sampling Methodology

Arcadis completed soil sampling at the subject property in January 2024. Surface soil samples were collected from 0 to 0.5 feet below ground surface (ft bgs) with a hand auger for samples collected in paved areas at the subject property or with a hand trowel in unpaved areas. Deeper subsurface soil samples were collected using a hand auger to reach the appropriate sample interval from 2 to 2.5 ft bgs. For soil samples collected near stormwater inlets, deeper subsurface samples were collected at depths correlated with the deepest portion of the stormwater inlets.

Arcadis collected soil samples in laboratory provided glass sample containers, using hand-sampling equipment. The samples were collected by scraping the soil into the sampling container using a single-use plastic scoop for each sample.

Each sample was labeled with the time and date of collection, the depth, the collector's initials, and a unique sample identification number. Non-disposable soil sampling equipment was cleaned between each sampling location using a water and Alconox wash and a water rinse.

The samples were placed in an ice-chilled cooler under strict chain-of-custody protocol, and transported to Enthalpy Analytical in Berkeley, California, an analytical laboratory certified by the State of California to perform the requested analyses. Soil sample location identification numbers, sampling depths, and analyses for each sample are shown in **Table 1**. Sample locations are shown on **Figure 3**.

## 3.3 Investigative Derived Waste

Given the shallow nature of the borings, cuttings from each boring location were returned to the borehole, where possible. A minimal amount of cuttings was generated from borings advanced at the subject property that were containerized in a 55-gallon drum. A composite soil sample was collected from the soil cuttings and analyzed for Volatile Organic Compounds (VOCs) via USEPA Method 8260, Total Petroleum Hydrocarbons (TPH) by 8015M, and metals by USEPA Method 6020/7471A. The drum was temporarily stored on site pending characterization and off-site disposal. On April 17, 2024, Catalyst Environmental picked up the drum and transported it to Hazmat TSDF Inc., in Bloomington, California. The preliminary waste manifest is included in **Appendix B**. The final waste manifest will be included in the final version of this report.

## 3.4 Field Variances

Variances from the soil sampling plan were made to accommodate underground utilities or based on on-site observations. The following modifications were made to the sampling plan presented in the PEA Work Plan:

- Due to the repaved area in the former footprint of the portable buildings, one of the original stormwater catch basin samples was moved to a stormwater catch basin along the southern subject property boundary south of Building 03-05.
- Due to the location of underground utility conduits, sample locations MPB-1, CB0102-4, and CB102-5 (renamed CB0607-4) were moved to nearby landscaped areas.

## 3.5 Laboratory Analyses

As presented in Table 1, the following soil samples were collected during the January 2024 sampling event and submitted to Enthalpy Analytical and McCampbell for analysis:

- A total of 39 samples (including five duplicate samples) were analyzed for California Assessment Manual (CAM17) metals via USEPA Method 6020.
- A total of 56 samples (including six duplicate samples) were analyzed for organochlorine pesticides (OCPs) via USEPA Method 8081A.
- A total of 11 samples (including one duplicate sample) were analyzed for polychlorinated biphenyls (PCBs) via USEPA Method 8082.
- A total of 6 samples were analyzed for naturally occurring asbestos (NOA) via USEPA Method 600/R-93/116 Polarized Light Microscopy (PLM) and 2 samples were also analyzed via Transmission Electron Microscopy (TEM).
- A total of 6 samples (including one duplicate sample) were analyzed for Total Petroleum Hydrocarbons (TPH) as Diesel Range Organics (DRO) and TPH as Oil Range Organics (ORO) via USEPA Method 8015M and TPH as gasoline via USEPA Method 8260B.

The detected analytical results of these analyses are summarized on **Table 2** through **Table 6** and the laboratory reports are reported in **Appendix C**. Full analytical results are reported in **Appendix D** and a

Tier II data validation evaluation was conducted on the analytical results that are presented in **Appendix E**.

As outlined in the DTSC-approved PEA Work Plan, analytical results were screened against the lowest of the June 2022 cancer and non-cancer residential Department of Toxic Substances Control Human and Ecological Risk Office (DTSC HERO) Note 3 Screening Levels. For constituents that did not have Note 3 Screening Levels, the analytical results were screened against the lowest of the November 2023 cancer and non-cancer residential USEPA Regional Screening Levels (RSLs). Due to the lack of availability of TPH-specific screening levels, TPH constituents were screened against the 2019 Regional Water Quality Control Board Environmental Screening Levels (RWQCB ESLs). In addition, arsenic was screened against a regional background concentration of 11 mg/kg that has been established for the San Francisco Bay Area (Duvergé et al 2011). Additional discussion related to arsenic is included in Section 4.1.1.

# 4 Laboratory Analytical Results

## 4.1 Westwood Elementary School Classroom Buildings

There are currently five buildings at the Westwood Elementary School campus that were constructed between 1956 and 1958. By 2003, ten portable buildings were erected in the eastern portion of the Site that have since been relocated as part of renovation work. Based on the construction dates, soils collected near the buildings were analyzed for metals and OCPs to evaluate potential historical use of lead-based paint and termiticide use. The results of these analyses are presented on **Table 2** and **Table 3** and are discussed in Sections 4.1.1 and 4.1.2, respectively. Based on the construction dates, a subset of soil samples near the classroom buildings were analyzed for PCBs to evaluate potential use of PCBs in window caulk. The results of this analysis are presented on **Table 4** and discussed in Section 4.1.3.

The school campus is located within 10 miles of serpentine deposits that are associated with NOA. Based on the proximity to these rock deposits, soil samples were collected and analyzed for NOA. The results of this analysis are presented on **Table 5** and discussed in Section 4.1.4.

The sample locations for the samples at the Westwood Elementary School Campus are depicted on **Figure 3**.

### 4.1.1 Metals in Soil

The Westwood Elementary School Campus sampling event was conducted in January 2024. At the time of the sampling event, no demolition had been conducted and pre-demolition soil samples were collected in accordance with the PEA Work Plan (Arcadis 2023). Four discrete surface (0 to 0.5 feet below ground surface [ft bgs]) samples were collected from the four sides of the Multipurpose Building, Classroom 01-02 Building, Classroom 03-05 Building, Classroom 08-10 Building, and Classroom 06-07 Buildings (**Figure 3**). Three surface soil samples (including one duplicate) and one subsurface soil sample were collected near the former portable buildings area. Subsurface samples were co-located with the surface samples and were collected at the buildings as described above for the surface soil samples; however, only three of these samples were analyzed for metals that were located close to stormwater catch basins.

Arsenic was screened against a regional background concentration of 11 mg/kg that has been established for the San Francisco Bay Area (Duvergé et al 2011). The background concentration of 11 mg/kg for arsenic represents the 99$^{th}$ percentile of arsenic concentrations reported at 76 sites across the San Francisco Bay Area. Geology of the Site is identified as Holocene Alluvium (**Appendix F**). The subject property is underlain by alluvial sand, fine-grained, silt, and gravel. Where differentiated, these surficial sediments represent alluvial fan deposits at the base of slopes and the outer edge of fan areas. These soil types are consistent with soils in for nearby sites and geographically is also consistent with the range of sites used in the Duvergé study (Duvergé et al 2011). In fact, the majority of the sites used in the Duvergé study to derive the regional arsenic background value of 11 mg/kg, are also identified as Holocene Alluvium (**Appendix F**).

As shown on **Table 2**, arsenic results were consistently higher than the Note 3 Screening Level (0.11 mg/Kg). This value is significantly lower than the regional arsenic background value (11 mg/kg). In addition, two surface soil samples at the Classroom 01-02 Building (28 mg/kg at CB0102-1-0.5 and 21 mg/kg at the corresponding DUP-2) and the Classroom 03-05 Building (15 mg/kg at CB0305-2-0.5) had results greater than the regional arsenic background value. However, arsenic concentrations in the corresponding subsurface soil samples at these locations were lower and did not exceed background (6.1 mg/kg at CB0102-1-2.5, 5.8 mg/kg at CB0305-2-2.5) (**Figure 4a)**. The representative concentration of arsenic at the Site is 7.6 mg/kg (defined as the 95% Upper Concentration Limit of the Mean [95% UCL, **Appendix G**]). This value is below the established regional background value of 11 mg/kg. However, due to the sensitivity of the future use, arsenic concentrations above 11 mg/kg are retained for additional assessment. Assessment and management of the two locations in surficial soil with elevated arsenic above 11 mg/kg will be outlined in the forthcoming Supplemental Site Investigation Work Plan.

Cobalt was detected above the USEPA November 2023 non-cancer screening level of 23 mg/kg in two surface soil samples at the Classroom Building 06-07 Building (51 mg/kg at CB0607-4-0.5) and the Classroom 08-10 Building (32 mg/kg at CB0810-2-0.5). Cobalt concentrations at the corresponding subsurface samples (14 mg/kg at CB0607-4-2.5, 15 mg/kg at CB0810-2-2.5) did not exceed the November 2023 RSL value (**Figure 4b**). The representative concentration of cobalt (18.7 mg/Kg, **Appendix G**) is lower than the November 2023 RSL value of 23 mg/kg. Given the limited number of exceedances of the screening level that were only present in surface soil and that the 95% UCL is below the November 2023 RSL, no further evaluation was completed for cobalt.

### 4.1.2 OCPs in Soil

As noted in Section 4.1.1, pre-demolition discrete soil samples were collected in accordance with the PEA Work Plan (Arcadis 2023) and analyzed for OCPs (**Figure 3**). Four discrete surface and four discrete subsurface soil samples were collected from the Multipurpose Building, Classroom 01-02 Building, Classroom 03-05 Building, Classroom 08-10 Building, and Classroom 06-07 Building. Three discrete surface soil samples (including one duplicate) and two subsurface soil samples were collected and analyzed for OCPs. As summarized on **Table 3**, 4,4-DDE, 4,4-DDT, chlordane, dieldrin, heptachlor epoxide, and gamma-BHC were the only constituents detected in soil. However, no OCPs were detected above the May 2022 DTSC Note 3 screening levels.

### 4.1.3 PCBs in Soil

Based on the construction dates of the on-site buildings at the Westwood Elementary School Campus, discrete surface soil samples were collected from unpaved areas near the Multipurpose Building, Classroom 01-02 Building, Classroom 03-05 Building, Classroom 06-07 Building, and Classroom 08-10 Building to evaluate the potential historical use of PCBs in window caulk. Eleven surface soil (0-0.5 feet bgs; including one duplicate) samples were collected along the perimeter of the building and were analyzed for PCBs in accordance with the PEA Work Plan. No PCBs were detected in surface soil samples collected near the classroom buildings (**Table 4**).

### 4.1.4 NOA in Soil

Based on the presence of serpentine deposits within 10 miles of the Westwood Elementary School Campus, two surface and two subsurface soil samples were collected near the Classroom 06-07 Building and the former portable classroom building area and analyzed for NOA in accordance with the PEA Work Plan (Arcadis 2023). NOA was not detected above the level of quantitation in the samples collected via PLM or TEM analysis. Based on these results, no further sampling was completed.

## 4.2 Westwood Elementary School Parking Lots

The western and southern portions of the subject property consists of an asphalt-paved parking lots for the Westwood Elementary School campus. The parking lots were historically developed as part of a larger orchard and agricultural tract of land prior to the development of the Westwood Elementary School campus.

Based on the historical use of the area as a parking lot, soil samples were analyzed for metals, OCPs, and TPH. The results of these analyses are summarized on **Table 2**, **Table 3**, and **Table 6.** As discussed in Section 4.1, the site is located within 10 miles of serpentine rock deposits that are associated with NOA. Based on the proximity to these deposits, soil samples were analyzed for NOA and the results of the analysis are summarized in **Table 5**.

The sample locations summarized in **Table 1** are presented on **Figure 3**.

### 4.2.1 Metals in Soil

In accordance with the PEA Work Plan (Arcadis 2022), two surface soil samples (PL-1-0.5, PL-2-0.5) and one subsurface soil sample (PL-1-3.1) were analyzed for CAM17 metals. As summarized in **Table 2**, no metal analytes were detected above the 2022 DTSC HERO Note 3 screening levels or the November 2023 USEPA RSLs.

### 4.2.2 OCPs in Soil

The two discrete surface soil samples (PL-1-0.5, PL-2-0.5) and three subsurface soil samples including one duplicate sample (PL-1-2.5, PL-2-2.5, DUP-6) were analyzed for OCPs. No OCP analytes were detected above the May 2022 DTSC Note 3 screening levels.

### 4.2.3 TPH in Soil

The due diligence evaluation summarized in the PEA Work Plan identified de minimis amounts of staining on the asphalt pavement that was attributed to minor leaks and spills from automobiles. Two discrete surface soil samples (PL-1-0.5, PL-2-0.5) and three discrete subsurface soil samples including one duplicate (PL-1-3.1, PL-2-2.5, DUP-6) were collected from the asphalt-paved parking lot within the footprint of stained areas and were analyzed for TPH as DRO, TPH as ORO, and TPH as gasoline. TPH as DRO was detected at 510 mg/kg in one sample (PL-1-0.5) above the 2019 RWQCB ESL for diesel, but was not detected in the deeper 2-2.5 feet subsurface soil sample. No other TPH constituents were detected above the 2019 RWQCB ESLs in the two samples collected at the parking lot. Sample

PL-1-05 is located in a section of parking lot that is not planned for any intrusive work or resurfacing. This section of the parking lot is planned to remain a parking lot, therefore, no additional samples were collected, and no additional work related to TPH is proposed.

### 4.2.4 NOA in Soil

Based on the proximity of the site to the serpentine deposits, one surface (PL-1-0.5) and subsurface sample (PL-1-3.1) were analyzed for NOA. Similar to the other areas of the site, NOA was not detected in soil via PEM or TEM. Based on these results, no further sampling was required.

# 5 Human Health Screening Evaluation

As stated in the *PEA Guidance Manual* (DTSC 2015), a screening-level evaluation was conducted to provide an estimate of potential chronic (long-term) human health risks that may be associated with constituents of potential concern (COPCs) identified in soils at the site. Analytical data from the PEA investigation were then used for this evaluation. The results of the human health screening evaluation are summarized below.

## 5.1 Data Evaluation and COPC Selection

In accordance with the PEA Work Plan (Arcadis 2023), all detected constituents above analytical reporting limits were identified as initial COPCs for the human health screening evaluation and included in the health risk calculations. As discussed in Section 4, data collected during the January 2024 sampling event were screened against the May 2022 Residential DTSC HERO Note 3 screening levels (DTSC 2022) where available or the November 2023 Residential RSLs (USEPA 2023). TPH data was screened against the 2019 RWQCB ESLs. In addition, arsenic was screened against a regional background concentration of 11 mg/kg that has been established for the San Francisco Bay Area (Duvergé et al 2011). Based on this initial screening evaluation, arsenic, cobalt, and TPH as DRO were the only constituents detected in soil samples collected at the subject property above regulatory screening levels. However, for informational purposes, each COPC detected above analytical reporting limit was included in the screening level health risk evaluation.

## 5.2 Exposure Assessment

The proposed future land use for the site is a school campus with educational support facilities and recreational areas. The anticipated populations includes future students, full-time school workers, and maintenance/utility workers. However, for the purposes of this HHRA, the land use of the subject property was conservatively evaluated for a residential scenario in accordance with the 2015 DTSC PEA Guidance Manual (DTSC 2015). Default exposure parameters that are used in the derivation of the screening levels utilized in this assessment are presented in DTSC HERO Note 1 9 (DTSC 2019).

The exposure pathways assumed applicable under the future anticipated land use include:

- Incidental ingestion of soil
- Direct dermal contact with soil
- Inhalation of particulates
- Inhalation of vapors in indoor air

Given that no VOCs or volatile TPH constituents were detected above their regulatory screening levels, the inhalation of vapors in indoor air pathway is considered a potentially complete exposure pathway, but not associated with increased health risk. Potential direct soil contact (i.e., incidental soil ingestion, inhalation of particulates, dermal contact with soil) was evaluated using the maximum detected concentrations of the COPCs as the exposure point concentration. Given that the entire site will be redeveloped with the future school buildings, exposure point concentrations were calculated across the

whole site. Summary statistics and the exposure point concentrations used in this assessment are presented on **Table 7.**

## 5.3 Toxicity Assessment

The human health risk characterization was conducted using the ratio approach as described in the 2015 DTSC PEA Report guidance (DTSC 2015). Where available, the May 2022 Residential DTSC HERO Note 3 Screening Levels were used in this assessment, which are derived using toxicity values for each COPC that are reported in the DTSC HERO Note 10 (DTSC 2019). If a COPC did not have a DTSC screening level, then the residential November 2023 USEPA RSLs was used. TPH constituents do not have screening levels in either the DTSC Note 3 or the RSLs. For TPH constituents, the 2019 residential RWQCB ESLs were used. In addition, arsenic was screened against a regional background concentration of 11 mg/kg that has been established for the San Francisco Bay Area (Duvergé et al 2011). The cancer and non-cancer screening levels used in this assessment are presented in **Table 7.**

Lead was evaluated using blood uptake biokinetic models per CalEPA (OEHHA 2009) guidance. This model evaluates the potential risks associated with exposure to lead in soil by calculating lead concentrations in the blood, since chronic health effects associated with lead exposure have been related to chronic elevated blood-lead levels. The most sensitive receptors evaluated in the model are the child resident and the fetuses of adolescent and adult receptors. CalEPA guidance (OEHHA 2009) recommends the evaluation of lead using a threshold of an increase in blood-lead levels of 1 microgram of lead per deciliter of blood (µg/dL) from baseline conditions.

In 2022, DTSC updated its lead model for children (LeadSpread9; DTSC 2022b) for evaluation of the child resident and adult occupational worker. The 1 µg/dL threshold represents a concentration that is associated with a 90$^{th}$ percentile estimate of blood lead level in a child or fetus of a pregnant adult. A copy of the LeadSpread9 output is provided in **Appendix H**.

## 5.4 Risk and Hazard Characterization

Each detected COPC above its' analytical reporting limit was selected for quantitative evaluation including those with maximum concentrations below their respective screening levels. The estimated lifetime cancer risk (ELCR) ELCR was 8 x $10^{-7}$, which is below the DTSC cancer risk threshold. This evaluation excluded arsenic which was determined to be at background concentrations. However, if arsenic was included, the ELCR under a hypothetical residential scenario was 2.6 x $10^{-4}$, which exceeds the DTSC risk threshold of 1 x $10^{-6}$. Arsenic was the only COPC with an estimated cancer risk above 1 x $10^{-6}$. As discussed in Section 4.1.1, even though the representative arsenic concentration was within the expected background range, two surface soil samples above 11 mg/kg will be removed prior to school site redevelopment. The total hazard index (HI) under a hypothetical residential scenario was 4, when arsenic is not included and the representative cobalt concentration is used. However, 4 exceeds the DTSC non-cancer risk threshold of 1. When arsenic is not included and the cobalt representative concentration is used, TPH-DRO is the only COPC above 1. The area of the site with the elevated TPH-DRO is proposed to remain a parking lot, which would eliminate potential contact with the TPH-DRO-affected soil. A complete maximum concentration screen for both estimated cancer risk and hazard index is presented in Table 7. The maximum lead concentration reported at the Westwood

Elementary School campus was associated with a 0.4 µg/dL increase in blood-lead levels, which does not exceed the threshold of 1 µg/dL.

## 5.5 Uncertainty Evaluation

The human health screening evaluation followed the conservative risk estimation procedures recommended by EPA and Cal-EPA. Many of the assumptions regarding future land uses, relevant exposure scenarios, screening procedures, and exposure parameters selected for the risk assessment were very conservative and would likely "err on the side of safety." Particularly under the "conservative" exposure parameters in each scenario, certain assumptions about exposure frequency and intake rates are far greater than would be reasonably expected. The "maximum probable exposure" calculated using these conservative exposure parameters may not be "probable" in a quantitative sense; it is highly unlikely that the exposures and risks for any given individual would exceed this maximum.

Examples of some of the specific areas of conservatism in this assessment are presented below:

- For the human health evaluation, conservative upper-bound chemical concentrations (e.g., the maximum concentrations) in site surface soils were established, and continuous exposure to these levels over a period of several years was assumed. Using the maximum concentration as the exposure point concentration assumes that exposure to the maximum concentration occurs throughout the entire Site, when in fact it is only at a selected location(s), thereby overestimating the risk to the remainder of the Site, since it is unlikely that a child would be "stationed" at only the one location. Therefore, the use of the maximum concentration will overestimate risks. Furthermore, the residential scenario assumes constant occupancy (24 hours per day) over a period of many years – an assumption that is overly conservative and would overstate the actual risk.
- The assumption of no pavement being present under the future school buildings is another example of the conservatism in the risk assessment. The risk assessment evaluates exposure to surface soils and assumes that only bare land is present over the timeframe examined. However, once the school has been redeveloped, much of the Site's surface will be covered by concrete, buildings, or asphalt, thus substantially reducing the potential direct-contact exposures to soil at the Site.

## 5.6 Human Health Risk Assessment Summary

In accordance with the PEA Work Plan, a human health screening evaluation was conducted to evaluate the results of the PEA investigation results. The evaluation considered each COPC with a detected concentration above analytical reporting limit, including arsenic even though arsenic is a naturally occurring metal. The arsenic regional background concentration is 11 mg/kg and the site-wide arsenic representative concentration is 7.6 mg/kg, which is below the regional background concentration. Even though the arsenic representative concentration was below the regional background, it was included in the health risk evaluation. The ELCR excluding arsenic was $8 \times 10^{-7}$ and including arsenic was $2.6 \times 10^{-4}$. Arsenic was the only COPC with an ELCR above $1 \times 10^{-6}$. Arsenic above the regional background concentration will be removed, reducing the ELCR. Cobalt, arsenic and TPH-DRO were the only constituents detected at the site above the background soil concentrations or the regulatory screening levels. Using the maximum detected concentrations of each detected COPC including those with concentrations below regulatory screening levels, the HI for the site exceeded the

DTSC target hazard threshold of 1. Arsenic, cobalt and TPH-DRO were the only COPCs with a HI above 1. However, as discussed above, soil with arsenic above the background concentration will be removed and the soil with elevated TPH-DRO will remain covered as that section is staying a parking lot. Additionally, if the cobalt representative concentration could be used instead of the maximum, the corresponding hazard quotient would be 0.7 and no longer a HI concern. Based on these results, additional response action in the form of managing arsenic affected soil with concentrations above 11 mg/kg is warranted. In addition, the soil with elevated TPH-DRO will be covered with the existing parking lot.

# Ecological Screening Evaluation

The site is located within a commercial and residential area of Santa Clara, California. There are limited landscaped areas within the Westwood Elementary School Campus along the perimeter of the buildings and nearby recreational areas. Given the developed nature of the site and surrounding area, there is no suitable habitat that is present for ecological receptors of concern and no further evaluation is necessary.

# 6 Summary and PEA Findings

The PEA investigation was conducted in accordance with the PEA Work Plan (Arcadis 2023) to evaluate the historical operations at the site prior to the redevelopment of portions of the Westwood Elementary School Campus. Based on the historical agricultural operations at the site and the proximity of the site to serpentine rock deposits that are associated with NOA, surface and subsurface soil samples were analyzed for CAM17 metals, OCPs, NOA, PCBs, and TPH. Each detected COPC was included in the health risk evaluation. The human health risk evaluation conservatively evaluated the maximum concentrations of the COPCs. Arsenic was the only COPC with an estimated cancer risk above the DTSC risk threshold values of $1x10^{-6}$ for carcinogenic endpoints, and arsenic, cobalt, and TPH as DRO were the only COPCs with an estimated non-cancer risk that exceeded the DTSC risk threshold of 1 for noncarcinogenic endpoints. The maximum detected lead concentration generated an increase of less than 1 µg/dL in blood lead level. Based on these results, additional delineation and excavation work is recommended near the surface soil areas with arsenic above regional background values (surface soil samples at the Classroom 01-02 Building [28 mg/kg at CB0102-1-0.5 and 21 mg/kg at the corresponding DUP-2] and the Classroom 03-05 Building [15 mg/kg at CB0305-2-0.5]). Given the continued use of the asphalt-paved parking lots during the redevelopment of the school, no further work is recommended in the parking lot. Additional work proposed for the management of the arsenic exceedances in surficial soil will be included in a Supplemental Site Investigation Work Plan.

## 6.1 Public Outreach Activities

Arcadis and SCUSD conducted the following public outreach activities:

- District Fieldwork Notice
- The public will be notified of the public 30-day review comment period and public hearing via mailing and a notice published in the San Jose Post Record on April 29, 2024.
- Public hearing (set for May 23, 2024) pursuant to Option A of the California Education Code (CEC) 17213.1 (a)(6)(A).

A copy of the fieldwork notice, notification of public review, and proof of publication are presented in **Appendix I**.

## 6.2 Recommendations and Next Steps

Based on the results of this assessment, Arcadis recommends the following next steps:

- Based on the results of the January 2024 sampling event, investigation derived waste (IDW) soil management for surficial soil near Classroom Buildings 01-02 and 03-05 is recommended to address arsenic concentrations above regional background values.

The proposed IDW soil management will be outlined in the forthcoming Supplemental Site Investigation Work Plan. The Supplemental Site Investigation will be completed once approved by DTSC and in conjunction with demolition of the existing buildings and redevelopment of the site.

# 7 References

Arcadis. 2023. Final Preliminary Environmental Assessment Work Plan, Westwood Elementary School Campus, 435 Saratoga Avenue, Santa Clara, California. September 19.

California Environmental Protection Agency, Department of Toxic Substances Control (DTSC). 2015. Preliminary Endangerment Assessment Guidance Manual. January 1994. Revised October 2015.

———. 2019. Human Health Risk Assessment Note 1. April.

———. 2020. Human Health Risk Assessment Note 10. June.

———. 2022. Human Health Risk Assessment Note 3. May.

Duvergé, D.J. 2011. Establishing Background Arsenic in Soil of the Urbanized San Francisco Bay Region. San Francisco State University. December.

United States Environmental Protection Agency (USEPA). 2023. Regional Screening Levels. https://www.epa.gov/risk/regional-screening-levels-rsls-generic-tables. Website accessed November 2023.

# Tables

**Table 1**
**Sampling and Analysis Summary**
**Westwood Elementary School Campus**
**435 Saratoga Avenue**
**Santa Clara, California**

| On-Site Location | Sample ID | Sample Depth (feet bgs) | Sample Type | Matrix | CAM 17 Metals[1] | OCPs[2] | NOA[3] | PCBs[4] | TPH[5] | VOC[6] | HOLD | Notes |
|---|---|---|---|---|---|---|---|---|---|---|---|---|
| Multi-Purpose Building | MPB-1-0.5 | 0.0 - 0.5 | Discrete | Soil | X | X | -- | X | -- | -- | -- | -- |
| | MPB-2-0.5 | 0.0 - 0.5 | Discrete | Soil | X | X | -- | X | -- | -- | -- | -- |
| | MPB-3-0.5 | 0.0 - 0.5 | Discrete | Soil | X | X | -- | -- | -- | -- | -- | -- |
| | MPB-4-0.5 | 0.0 - 0.5 | Discrete | Soil | X | X | -- | -- | -- | -- | -- | -- |
| | MPB-1-2.5 | 2.0 - 2.5 | Discrete | Soil | X | X | -- | -- | -- | -- | X | Held for metals only |
| | MPB-2-2.5 | 2.0 - 2.5 | Discrete | Soil | X | X | -- | -- | -- | -- | X | Held for metals only |
| | MPB-3-2.1 | 2.0 - 2.5 | Discrete | Soil | X | X | -- | -- | -- | -- | -- | -- |
| | MPB-4-2.5 | 2.0 - 2.5 | Discrete | Soil | X | X | -- | -- | -- | -- | X | Held for metals only |
| Classroom 01-02 Building | CB0102-1-0.5 | 0.0 - 0.5 | Discrete | Soil | X | X | -- | X | -- | -- | -- | -- |
| | CB0102-2-0.5 | 0.0 - 0.5 | Discrete | Soil | X | X | -- | X | -- | -- | -- | -- |
| | CB0102-3-0.5 | 0.0 - 0.5 | Discrete | Soil | X | X | -- | -- | -- | -- | -- | -- |
| | CB0102-4-0.5 | 0.0 - 0.5 | Discrete | Soil | X | X | -- | -- | -- | -- | -- | -- |
| | CB0102-1-2.5 | 2.0 - 2.5 | Discrete | Soil | X | X | -- | -- | -- | -- | -- | -- |
| | CB0102-2-2.5 | 2.0 - 2.5 | Discrete | Soil | X | X | -- | -- | -- | -- | X | Held for metals only |
| | CB0102-3-2.5 | 2.0 - 2.5 | Discrete | Soil | X | X | -- | -- | -- | -- | X | Held for metals only |
| | CB0102-4-2.5 | 2.0 - 2.5 | Discrete | Soil | X | X | -- | -- | -- | -- | X | Held for metals only |
| Classroom 03-05 Building | CB0305-1-0.5 | 0.0 - 0.5 | Discrete | Soil | X | X | -- | X | -- | -- | -- | -- |
| | CB0305-2-0.5 | 0.0 - 0.5 | Discrete | Soil | X | X | -- | X | -- | -- | -- | -- |
| | CB0305-3-0.5 | 0.0 - 0.5 | Discrete | Soil | X | X | -- | -- | -- | -- | -- | -- |
| | CB0305-4-0.5 | 0.0 - 0.5 | Discrete | Soil | X | X | -- | -- | -- | -- | -- | -- |
| | CB0305-1-2.5 | 2.0 - 2.5 | Discrete | Soil | X | X | -- | -- | -- | -- | X | Held for metals only |
| | CB0305-2-2.5 | 2.0 - 2.5 | Discrete | Soil | X | X | -- | -- | -- | -- | -- | -- |
| | CB0305-3-2.5 | 2.0 - 2.5 | Discrete | Soil | X | X | -- | -- | -- | -- | X | Held for metals only |
| | CB0305-4-2.5 | 2.0 - 2.5 | Discrete | Soil | X | X | -- | -- | -- | -- | X | Held for metals only |
| Classroom 06-07 Building | CB0607-1-0.5 | 0.0 - 0.5 | Discrete | Soil | X | X | -- | X | -- | -- | -- | -- |
| | CB0607-2-0.5 | 0.0 - 0.5 | Discrete | Soil | X | X | -- | X | -- | -- | -- | -- |
| | CB0607-3-0.5 | 0.0 - 0.5 | Discrete | Soil | X | X | X | -- | -- | -- | -- | -- |
| | CB0607-4-0.5 | 0.0 - 0.5 | Discrete | Soil | X | X | -- | -- | -- | -- | -- | -- |
| | CB0607-1-2.5 | 2.0 - 2.5 | Discrete | Soil | X | X | -- | -- | -- | -- | X | Held for metals only |

**Table 1**
**Sampling and Analysis Summary**
**Westwood Elementary School Campus**
**435 Saratoga Avenue**
**Santa Clara, California**

| On-Site Location | Sample ID | Sample Depth (feet bgs) | Sample Type | Matrix | CAM 17 Metals[1] | OCPs[2] | NOA[3] | PCBs[4] | TPH[5] | VOC[6] | HOLD | Notes |
|---|---|---|---|---|---|---|---|---|---|---|---|---|
| Classroom 06-07 Building | CB0607-2-2.5 | 2.0 - 2.5 | Discrete | Soil | X | X | -- | -- | -- | -- | X | Held for metals only |
| | CB0607-3-2.5 | 2.0 - 2.5 | Discrete | Soil | X | X | X | -- | -- | -- | X | Held for metals only |
| | CB0607-4-2.5 | 2.0 - 2.5 | Discrete | Soil | X | X | -- | -- | -- | -- | -- | -- |
| Classroom 08-10 Building | CB0810-1-0.5 | 0.0 - 0.5 | Discrete | Soil | X | X | -- | X | -- | -- | -- | -- |
| | CB0810-2-0.5 | 0.0 - 0.5 | Discrete | Soil | X | X | -- | X | -- | -- | -- | -- |
| | CB0810-3-0.5 | 0.0 - 0.5 | Discrete | Soil | X | X | -- | -- | -- | -- | -- | -- |
| | CB0810-4-0.5 | 0.0 - 0.5 | Discrete | Soil | X | X | -- | -- | -- | -- | -- | -- |
| | CB0810-1-2.5 | 2.0 - 2.5 | Discrete | Soil | X | X | -- | -- | -- | -- | X | Held for metals only |
| | CB0810-2-2.5 | 2.0 - 2.5 | Discrete | Soil | X | X | -- | -- | -- | -- | -- | -- |
| | CB0810-3-2.5 | 2.0 - 2.5 | Discrete | Soil | X | X | -- | -- | -- | -- | X | Held for metals only |
| | CB0810-4-2.5 | 2.0 - 2.5 | Discrete | Soil | X | X | -- | -- | -- | -- | X | Held for metals only |
| Portable Classroom Area | PC-1-0.5 | 0.0 - 0.5 | Discrete | Soil | X | X | X | -- | -- | -- | -- | -- |
| | PC-2-0.5 | 0.0 - 0.5 | Discrete | Soil | X | X | -- | -- | -- | -- | -- | -- |
| | PC-1-2.5 | 2.0 - 2.5 | Discrete | Soil | X | X | X | -- | -- | -- | X | Held for metals only |
| | PC-2-2.5 | 2.0 - 2.5 | Discrete | Soil | X | X | -- | -- | -- | -- | -- | -- |
| Westwood Elementary Parking Lots | PL-1-0.5 | 0.0 - 0.5 | Discrete | Soil | X | X | X | -- | X | -- | -- | -- |
| | PL-2-0.5 | 0.0 - 0.5 | Discrete | Soil | X | X | -- | -- | X | -- | -- | -- |
| | PL-1-3.1 | 2.5-3.1 | Discrete | Soil | X | X | X | -- | X | -- | -- | -- |
| | PL-2-2.5 | 2.0 - 2.5 | Discrete | Soil | X | X | -- | -- | X | -- | X | Held for metals only |
| New Field Drain Samples | SD-1-0.5 | 0.0 - 0.5 | Discrete | Soil | X | X | -- | -- | -- | -- | -- | -- |
| | SD-1-1.8 | 1-1.8 | Discrete | Soil | X | X | -- | -- | -- | -- | -- | -- |
| **Duplicate Samples** | | | | | | | | | | | | |
| DUP-1 | MPB-1-0.5 | 0.0 - 0.5 | Discrete | Soil | X | X | -- | -- | -- | -- | -- | |
| DUP-2 | CB0102-2-0.5 | 0.0 - 0.5 | Discrete | Soil | X | X | -- | -- | -- | -- | -- | |
| DUP-3 | CB0810-1-0.5 | 0.0 - 0.5 | Discrete | Soil | X | X | -- | -- | -- | -- | -- | |
| DUP-4 | SD-1-0.5 | 0.0 - 0.5 | Discrete | Soil | X | X | -- | -- | -- | -- | -- | |

**Table 1**
**Sampling and Analysis Summary**
**Westwood Elementary School Campus**
**435 Saratoga Avenue**
**Santa Clara, California**

| On-Site Location | Sample ID | Sample Depth (feet bgs) | Sample Type | Matrix | CAM 17 Metals[1] | OCPs[2] | NOA[3] | PCBs[4] | TPH[5] | VOC[6] | HOLD | Notes |
|---|---|---|---|---|---|---|---|---|---|---|---|---|
| DUP-5 | PC-1-0.5 | 0.0 - 0.5 | Discrete | Soil | X | X | X | -- | -- | -- | -- | |
| DUP-6 | PL-2-2.5 | 2.0 - 2.5 | Discrete | Soil | X | X | -- | -- | X | -- | X | |

**Acronyms and Abbreviations**
CAM= California Assessment Manual
ID = Identification
NOA = Naturally Occuring Asbestos
OCP = Organochlorine Pesticides
PCB = Polychlorinated Biphenyls
SCUSD = Santa Clara Unified School District
TPH = Total Petroleum Hydrocarbons

**Notes**
1. CAM 17 Metals were analyzed using USEPA Method 6020 and USEPA Method 7470A for Mercury.
2. OCPs were analyzed using USEPA Method 8081A.
3. Asbestos was analyzed using USEPA Method Polarized Light Microscopy (PLM) 600/R-93/116. Approximately 25% of the samples were also analyzed using USEPA Method Transmission Electron Microscopy (TEM).
4. PCBs were analyzed using USEPA Method 8082A.
5. TPH as diesel and oil/grease were analyzed using USEPA Method 8015M.
6. VOCs and TPH as gasoline were analyzed using USEPA Method 8260B.

**Table 2**
**Summary of Analytical Results - Metals**
**Westwood Elementary School Campus**
**435 Saratoga Avenue**
**Santa Clara, California**

| | | | Analyte | Arsenic[3] | Barium | Cadmium | Chromium[4] | Cobalt |
|---|---|---|---|---|---|---|---|---|
| | | | Units | mg/kg | mg/kg | mg/kg | mg/kg | mg/kg |
| | | | Department of Toxic Substances Control (DTSC) Note 3 Screening Levels[1] | 0.11 | -- | -- | -- | -- |
| | | | United States Environmental Protection Agency Regional Screening Levels (USEPA RSLs)[2] | 0.68 | 15000 | 7.1 | 85000 | 23 |
| | | | Regional Background Values | 11 | -- | -- | -- | -- |
| On-Site Location | Sample ID | Sample Depth (feet bgs) | Sample Date | | | | | |
| Multi-Purpose Building | MPB-1-0.5 | 0.5 | 01/04/2024 | 6.7 | 230 J | <0.48 | 64 | 16 |
| Multi-Purpose Building | DUP-1 (MPB-1-0.5) | 0.5 | 01/04/2024 | 5.5 | 190 J | <0.48 | 58 | 13 |
| Multi-Purpose Building | MPB-2-0.5 | 0.5 | 01/04/2024 | 6.6 | 180 J | <0.49 | 63 | 15 |
| Multi-Purpose Building | MPB-3-0.5 | 0.5 | 01/03/2024 | 3.2 | 90 J | <0.48 | 46 | 11 |
| Multi-Purpose Building | MPB-3-2.1 | 2.1 | 01/03/2024 | 6.5 | 180 J | <0.50 | 73 | 17 |
| Multi-Purpose Building | MPB-4-0.5 | 0.5 | 01/04/2024 | 6.5 | 200 J | <0.49 | 67 | 17 |
| Classroom 01-02 Building | CB0102-1-0.5 | 0.5 | 01/04/2024 | 28 | 190 | 0.64 | 58 | 14 |
| Classroom 01-02 Building | DUP-2 (CB0102-1-0.5) | 0.5 | 01/04/2024 | 21 | 190 | <0.48 | 65 | 15 |
| Classroom 01-02 Building | CB0102-1-2.5 | 2.5 | 01/04/2024 | 6.1 | 180 | <0.50 | 64 | 15 |
| Classroom 01-02 Building | CB0102-2-0.5 | 0.5 | 01/03/2024 | 4.8 | 180 | <0.49 | 68 | 17 |
| Classroom 01-02 Building | CB0102-3-0.5 | 0.5 | 01/03/2024 | 5.8 | 190 | <0.48 | 69 | 18 |
| Classroom 01-02 Building | CB0102-4-0.5 | 0.5 | 01/04/2024 | 7.0 | 160 | <0.49 | 59 | 14 |
| Classroom 03-05 Building | CB0305-1-0.5 | 0.5 | 01/04/2024 | 6.3 | 200 | <0.49 | 68 | 16 |
| Classroom 03-05 Building | CB0305-2-0.5 | 0.5 | 01/04/2024 | 15 | 160 J | <0.49 | 57 | 14 |
| Classroom 03-05 Building | CB0305-2-2.5 | 2.5 | 01/04/2024 | 5.8 | 170 | <0.50 | 62 | 15 |
| Classroom 03-05 Building | CB0305-3-0.5 | 0.5 | 01/03/2024 | 4.6 | 140 J | <0.49 | 70 | 16 |
| Classroom 03-05 Building | CB0305-4-0.5 | 0.5 | 01/03/2024 | 5.9 | 190 J | <0.48 | 66 | 17 |
| Classroom 06-07 Building | CB0607-1-0.5 | 0.5 | 01/04/2024 | 4.4 | 180 J | <0.49 | 65 | 18 |
| Classroom 06-07 Building | CB0607-2-0.5 | 0.5 | 01/03/2024 | 5.0 | 190 J | <0.48 | 64 | 16 |
| Classroom 06-07 Building | CB0607-3-0.5 | 0.5 | 01/04/2024 | 9.9 | 160 J | <0.48 | 56 | 13 |
| Classroom 06-07 Building | CB0607-4-0.5 | 0.5 | 01/03/2024 | 3.3 | 150 J | <0.48 | 53 | 51 |
| Classroom 06-07 Building | CB0607-4-2.5 | 2.5 | 01/03/2024 | 5.1 | 160 | <0.49 | 64 | 14 |
| Classroom 08-10 Building | CB0810-1-0.5 | 0.5 | 01/04/2024 | 6.1 | 170 J | <0.48 | 63 | 15 |
| Classroom 08-10 Building | DUP-3 (CB0810-1-0.5) | 0.5 | 01/04/2024 | 5.7 | 170 J | <0.48 | 63 | 15 |
| Classroom 08-10 Building | CB0810-2-0.5 | 0.5 | 01/04/2024 | 4.8 | 220 J | <0.48 | 85 | 32 |
| Classroom 08-10 Building | CB0810-2-2.5 | 2.5 | 01/04/2024 | 5.6 | 170 | <0.48 | 60 | 15 |
| Classroom 08-10 Building | CB0810-3-0.5 | 0.5 | 01/03/2024 | 5.3 | 240 J | <0.49 | 83 | 23 |
| Classroom 08-10 Building | CB0810-4-0.5 | 0.5 | 01/04/2024 | 5.3 | 200 J | <0.48 | 67 | 16 |
| Portable Classroom Area | PC-1-0.5 | 0.5 | 01/03/2024 | 2.4 | 140 | <0.50 | 39 J | 11 |
| Portable Classroom Area | DUP-5 (PC-1-0.5) | 0.5 | 01/04/2024 | 2.1 | 160 | <0.48 | 59 J | 13 |
| Portable Classroom Area | PC-2-0.5 | 0.5 | 01/03/2024 | 2.2 | 270 | <0.50 | 57 J | 13 |
| Portable Classroom Area | PC-2-2.5 | 2.5 | 01/03/2024 | 9.3 | 200 | <0.48 | 57 J | 13 |
| Westwood Elementary Parking Lots | PL-1-0.5 | 0.5 | 01/04/2024 | 4.6 | 100 | <0.48 | 49 J | 11 |

**Table 2**
**Summary of Analytical Results - Metals**
**Westwood Elementary School Campus**
**435 Saratoga Avenue**
**Santa Clara, California**

| | | | Analyte | Arsenic[3] | Barium | Cadmium | Chromium[4] | Cobalt |
|---|---|---|---|---|---|---|---|---|
| | | | Units | mg/kg | mg/kg | mg/kg | mg/kg | mg/kg |
| | | | Department of Toxic Substances Control (DTSC) Note 3 Screening Levels[1] | 0.11 | -- | -- | -- | -- |
| | | | United States Environmental Protection Agency Regional Screening Levels (USEPA RSLs)[2] | 0.68 | 15000 | 7.1 | 85000 | 23 |
| | | | Regional Background Values | 11 | -- | -- | -- | -- |
| **On-Site Location** | **Sample ID** | **Sample Depth (feet bgs)** | **Sample Date** | | | | | |
| Westwood Elementary Parking Lots | PL-2-0.5 | 0.5 | 01/04/2024 | **2.6** | **140** | <0.49 | **57 J** | **14** |
| Westwood Elementary Parking Lots | PL-1-3.1 | 3.1 | 01/04/2024 | **4.2** | **120** | <0.49 | **41 J** | **9.2** |
| New Field Drain Samples | SD-1-0.5 | 0.5 | 01/04/2024 | **2.1** | **130 J** | <0.49 | **37** | **9.0** |
| New Field Drain Samples | DUP-4 (SD-1-0.5) | 0.5 | 01/04/2024 | **1.9** | **110** | <0.49 | **42** | **8.3** |
| New Field Drain Samples | SD-1-1.8 | 1.8 | 01/04/2024 | **4.9** | **160 J** | <0.49 | **71** | **17** |

**Table 2**
**Summary of Analytical Results - Metals**
**Westwood Elementary School Campus**
**435 Saratoga Avenue**
**Santa Clara, California**

| | | | Analyte | Copper | Lead | Mercury | Nickel | Thallium |
|---|---|---|---|---|---|---|---|---|
| | | | Units | mg/kg | mg/kg | mg/kg | mg/kg | mg/kg |
| | | | Department of Toxic Substances Control (DTSC) Note 3 Screening Levels[1] | -- | 80 | 1.0 | 820 | -- |
| | | | United States Environmental Protection Agency Regional Screening Levels (USEPA RSLs)[2] | 3100 | 400 | 11 | 1400 | 0.78 |
| | | | Regional Background Values | -- | -- | -- | -- | -- |
| **On-Site Location** | **Sample ID** | **Sample Depth (feet bgs)** | **Sample Date** | | | | | |
| Multi-Purpose Building | MPB-1-0.5 | 0.5 | 01/04/2024 | **42** | **19** | **0.27** | **79** | **0.18 J** |
| Multi-Purpose Building | DUP-1 (MPB-1-0.5) | 0.5 | 01/04/2024 | **38** | **16** | <0.15 | **67** | <0.95 |
| Multi-Purpose Building | MPB-2-0.5 | 0.5 | 01/04/2024 | **37** | **17** | <0.15 | **82** | **0.17 J** |
| Multi-Purpose Building | MPB-3-0.5 | 0.5 | 01/03/2024 | **25** | **5.5** | <0.15 | **49** | **0.081 J** |
| Multi-Purpose Building | MPB-3-2.1 | 2.1 | 01/03/2024 | **40** | **10** | <0.16 | **95** | **0.20 J** |
| Multi-Purpose Building | MPB-4-0.5 | 0.5 | 01/04/2024 | **44** | **30** | <0.15 | **86** | **0.17 J** |
| Classroom 01-02 Building | CB0102-1-0.5 | 0.5 | 01/04/2024 | **34** | **19** | <0.15 | **88** | **0.57 J** |
| Classroom 01-02 Building | DUP-2 (CB0102-1-0.5) | 0.5 | 01/04/2024 | **36** | **19** | <0.15 | **92** | <0.96 UB |
| Classroom 01-02 Building | CB0102-1-2.5 | 2.5 | 01/04/2024 | **35** | **9.6** | <0.14 | **86** | <1.0 UB |
| Classroom 01-02 Building | CB0102-2-0.5 | 0.5 | 01/03/2024 | **43** | **7.4** | <0.16 | **72** | <0.97 UB |
| Classroom 01-02 Building | CB0102-3-0.5 | 0.5 | 01/03/2024 | **42** | **13** | <0.14 | **84** | **0.39 J** |
| Classroom 01-02 Building | CB0102-4-0.5 | 0.5 | 01/04/2024 | **36** | **12** | <0.15 | **84** | **0.29 J** |
| Classroom 03-05 Building | CB0305-1-0.5 | 0.5 | 01/04/2024 | **38** | **12** | <0.14 | **87** | **0.25** |
| Classroom 03-05 Building | CB0305-2-0.5 | 0.5 | 01/04/2024 | **33** | **19** | <0.14 | **89** | **0.23 J** |
| Classroom 03-05 Building | CB0305-2-2.5 | 2.5 | 01/04/2024 | **35** | **9.4** | <0.16 | **82** | <1.0 UB |
| Classroom 03-05 Building | CB0305-3-0.5 | 0.5 | 01/03/2024 | **38** | **7.7** | <0.14 | **73** | **0.15 J** |
| Classroom 03-05 Building | CB0305-4-0.5 | 0.5 | 01/03/2024 | **41** | **16** | <0.15 | **82** | **0.19 J** |
| Classroom 06-07 Building | CB0607-1-0.5 | 0.5 | 01/04/2024 | **42** | **7.4** | <0.14 | **70** | **0.11 J** |
| Classroom 06-07 Building | CB0607-2-0.5 | 0.5 | 01/03/2024 | **41** | **7.6** | <0.15 | **77** | **0.10 J** |
| Classroom 06-07 Building | CB0607-3-0.5 | 0.5 | 01/04/2024 | **32** | **22** | <0.15 | **82** | **0.13 J** |
| Classroom 06-07 Building | CB0607-4-0.5 | 0.5 | 01/03/2024 | **72** | **5.7** | <0.16 | **63** | **0.078 J** |
| Classroom 06-07 Building | CB0607-4-2.5 | 2.5 | 01/03/2024 | **34** | **8.4** | <0.16 | **82** | <0.97 UB |
| Classroom 08-10 Building | CB0810-1-0.5 | 0.5 | 01/04/2024 | **34** | **12** | <0.15 | **84** | **0.18 J** |
| Classroom 08-10 Building | DUP-3 (CB0810-1-0.5) | 0.5 | 01/04/2024 | **35** | **12** | <0.15 | **81** | **0.18 J** |
| Classroom 08-10 Building | CB0810-2-0.5 | 0.5 | 01/04/2024 | **56** | **7.3** | <0.15 | **75** | **0.080 J** |
| Classroom 08-10 Building | CB0810-2-2.5 | 2.5 | 01/04/2024 | **36** | **11** | <0.15 | **79** | <0.96 UB |
| Classroom 08-10 Building | CB0810-3-0.5 | 0.5 | 01/03/2024 | **51** | **9.7** | <0.14 | **78** | **0.11 J** |
| Classroom 08-10 Building | CB0810-4-0.5 | 0.5 | 01/04/2024 | **43** | **7.3** | <0.16 | **73** | **0.078 J** |
| Portable Classroom Area | PC-1-0.5 | 0.5 | 01/03/2024 | **29** | **5.5** | <0.16 | **61 J** | **0.20 J** |
| Portable Classroom Area | DUP-5 (PC-1-0.5) | 0.5 | 01/04/2024 | **34** | **5.3** | <0.16 | **66 J** | **0.079 J** |
| Portable Classroom Area | PC-2-0.5 | 0.5 | 01/03/2024 | **37** | **5.6** | <0.16 | **83 J** | **0.21 J** |
| Portable Classroom Area | PC-2-2.5 | 2.5 | 01/03/2024 | **38** | **15** | <0.15 | **67 J** | **0.21 J** |
| Westwood Elementary Parking Lots | PL-1-0.5 | 0.5 | 01/04/2024 | **28** | **6.4** | <0.15 | **61 J** | **0.15 J** |

**Table 2**
**Summary of Analytical Results - Metals**
**Westwood Elementary School Campus**
**435 Saratoga Avenue**
**Santa Clara, California**

| | | | Analyte | Copper | Lead | Mercury | Nickel | Thallium |
|---|---|---|---|---|---|---|---|---|
| | | | Units | mg/kg | mg/kg | mg/kg | mg/kg | mg/kg |
| | | | Department of Toxic Substances Control (DTSC) Note 3 Screening Levels[1] | -- | 80 | 1.0 | 820 | -- |
| | | | United States Environmental Protection Agency Regional Screening Levels (USEPA RSLs)[2] | 3100 | 400 | 11 | 1400 | 0.78 |
| | | | Regional Background Values | -- | -- | -- | -- | -- |
| **On-Site Location** | **Sample ID** | **Sample Depth (feet bgs)** | **Sample Date** | | | | | |
| Westwood Elementary Parking Lots | PL-2-0.5 | 0.5 | 01/04/2024 | **43** | **5.4** | <0.16 | **49 J** | **0.074 J** |
| Westwood Elementary Parking Lots | PL-1-3.1 | 3.1 | 01/04/2024 | **19** | **5.6** | <0.15 | **55 J** | **0.13 J** |
| New Field Drain Samples | SD-1-0.5 | 0.5 | 01/04/2024 | **32** | **6.0** | <0.15 | **57** | **0.096J** |
| New Field Drain Samples | DUP-4 (SD-1-0.5) | 0.5 | 01/04/2024 | **22** | **4.9** | <0.16 | **55** | <0.98 UB |
| New Field Drain Samples | SD-1-1.8 | 1.8 | 01/04/2024 | **47** | **19** | <0.17 | **92** | **0.18 J** |

**Table 2**
**Summary of Analytical Results - Metals**
**Westwood Elementary School Campus**
**435 Saratoga Avenue**
**Santa Clara, California**

| | | | Analyte | Vanadium | Zinc |
|---|---|---|---|---|---|
| | | | Units | mg/kg | mg/kg |
| | | | Department of Toxic Substances Control (DTSC) Note 3 Screening Levels[1] | -- | -- |
| | | | United States Environmental Protection Agency Regional Screening Levels (USEPA RSLs)[2] | 390 | 23000 |
| | | | Regional Background Values | -- | -- |
| **On-Site Location** | **Sample ID** | **Sample Depth (feet bgs)** | **Sample Date** | | |
| Multi-Purpose Building | MPB-1-0.5 | 0.5 | 01/04/2024 | **59** | **110** |
| Multi-Purpose Building | DUP-1 (MPB-1-0.5) | 0.5 | 01/04/2024 | **52** | **120** |
| Multi-Purpose Building | MPB-2-0.5 | 0.5 | 01/04/2024 | **55** | **120** |
| Multi-Purpose Building | MPB-3-0.5 | 0.5 | 01/03/2024 | **43** | **50** |
| Multi-Purpose Building | MPB-3-2.1 | 2.1 | 01/03/2024 | **63** | **95** |
| Multi-Purpose Building | MPB-4-0.5 | 0.5 | 01/04/2024 | **58** | **130** |
| Classroom 01-02 Building | CB0102-1-0.5 | 0.5 | 01/04/2024 | **43** | **95** |
| Classroom 01-02 Building | DUP-2 (CB0102-1-0.5) | 0.5 | 01/04/2024 | **47** | **100** |
| Classroom 01-02 Building | CB0102-1-2.5 | 2.5 | 01/04/2024 | **54** | **82** |
| Classroom 01-02 Building | CB0102-2-0.5 | 0.5 | 01/03/2024 | **75** | **65** |
| Classroom 01-02 Building | CB0102-3-0.5 | 0.5 | 01/03/2024 | **64** | **88** |
| Classroom 01-02 Building | CB0102-4-0.5 | 0.5 | 01/04/2024 | **47** | **79** |
| Classroom 03-05 Building | CB0305-1-0.5 | 0.5 | 01/04/2024 | **60** | **91** |
| Classroom 03-05 Building | CB0305-2-0.5 | 0.5 | 01/04/2024 | **45** | **120** |
| Classroom 03-05 Building | CB0305-2-2.5 | 2.5 | 01/04/2024 | **52** | **82** |
| Classroom 03-05 Building | CB0305-3-0.5 | 0.5 | 01/03/2024 | **77** | **60** |
| Classroom 03-05 Building | CB0305-4-0.5 | 0.5 | 01/03/2024 | **57** | **86** |
| Classroom 06-07 Building | CB0607-1-0.5 | 0.5 | 01/04/2024 | **71** | **62** |
| Classroom 06-07 Building | CB0607-2-0.5 | 0.5 | 01/03/2024 | **69** | **61** |
| Classroom 06-07 Building | CB0607-3-0.5 | 0.5 | 01/04/2024 | **45** | **170** |
| Classroom 06-07 Building | CB0607-4-0.5 | 0.5 | 01/03/2024 | **56** | **55** |
| Classroom 06-07 Building | CB0607-4-2.5 | 2.5 | 01/03/2024 | **49** | **78** |
| Classroom 08-10 Building | CB0810-1-0.5 | 0.5 | 01/04/2024 | **52** | **130** |
| Classroom 08-10 Building | DUP-3 (CB0810-1-0.5) | 0.5 | 01/04/2024 | **53** | **98** |
| Classroom 08-10 Building | CB0810-2-0.5 | 0.5 | 01/04/2024 | **79** | **69** |
| Classroom 08-10 Building | CB0810-2-2.5 | 2.5 | 01/04/2024 | **50** | **86** |
| Classroom 08-10 Building | CB0810-3-0.5 | 0.5 | 01/03/2024 | **85** | **68** |
| Classroom 08-10 Building | CB0810-4-0.5 | 0.5 | 01/04/2024 | **74** | **61** |
| Portable Classroom Area | PC-1-0.5 | 0.5 | 01/03/2024 | **51** | **40** |
| Portable Classroom Area | DUP-5 (PC-1-0.5) | 0.5 | 01/04/2024 | **70** | **46** |
| Portable Classroom Area | PC-2-0.5 | 0.5 | 01/03/2024 | **61** | **43** |
| Portable Classroom Area | PC-2-2.5 | 2.5 | 01/03/2024 | **58** | **100** |
| Westwood Elementary Parking Lots | PL-1-0.5 | 0.5 | 01/04/2024 | **52** | **50** |

**Table 2**
**Summary of Analytical Results - Metals**
**Westwood Elementary School Campus**
**435 Saratoga Avenue**
**Santa Clara, California**

| | | | Analyte | Vanadium | Zinc |
|---|---|---|---|---|---|
| | | | Units | mg/kg | mg/kg |
| | | | Department of Toxic Substances Control (DTSC) Note 3 Screening Levels[1] | -- | -- |
| | | | United States Environmental Protection Agency Regional Screening Levels (USEPA RSLs)[2] | 390 | 23000 |
| | | | Regional Background Values | -- | -- |
| **On-Site Location** | **Sample ID** | **Sample Depth (feet bgs)** | **Sample Date** | | |
| Westwood Elementary Parking Lots | PL-2-0.5 | 0.5 | 01/04/2024 | **79** | **49** |
| Westwood Elementary Parking Lots | PL-1-3.1 | 3.1 | 01/04/2024 | **38** | **43** |
| New Field Drain Samples | SD-1-0.5 | 0.5 | 01/04/2024 | **43** | **67** |
| New Field Drain Samples | DUP-4 (SD-1-0.5) | 0.5 | 01/04/2024 | **40** | **57** |
| New Field Drain Samples | SD-1-1.8 | 1.8 | 01/04/2024 | **55** | **260** |

**Acronyms and Abbreviations:**

-- = Not available

< = not detected above laboratory reporting limit indicated.

B = Contamination found in associated method blank

bgs = below ground surface

DTSC = Department of Toxic Substances Control

DUP = duplicate

J = estimated value

ID = identification

mg/kg = milligram per kilogram

NA = not analyzed

RSL = Regional Screening Levels

USEPA = United States Environmental Protection Agency

**Notes:**

1. These values represent the lowest of the cancer and non-cancer residential direct contact screening levels presented in the DTSC HERO Note 3 (DTSC 2022).
2. These values represent the lowest of the residential direct contact cancer and non-cancer screening levels presented in the USEPA November 2023 RSLs (USEPA 2023).
3. The analytical results for arsenic were screened against a background concentration of 11 mg/kg has been established for the San Francisco Bay Area.
4. Based on the absence of historical generation of hexavalent chromium associated with historical operations, the total chromium results were screened against the USEPA RSL for trivalent chromium.
5. Shaded results were detected above the screening levels or regional background levels.

**References:**

DTSC. 2022. Human Health Risk Assessment Note 3 Tables. May.

USEPA. 2023. Regional Screening Level Tables. November.

**Table 3**
**Summary of Analytical Results - OCPs**
**Westwood Elementary School Campus**
**435 Saratoga Avenue**
**Santa Clara, California**

ARCADIS

| | | | Analyte | 4,4'-DDE | 4,4'-DDT | Chlordane (Technical) | Dieldrin | Heptachlor epoxide | gamma-BHC |
|---|---|---|---|---|---|---|---|---|---|
| | | | Units | µg/kg | µg/kg | µg/kg | µg/kg | µg/kg | µg/kg |
| Department of Toxic Substances Control (DTSC) Note 3 Screening Levels[1] | | | | 2000 | 1900 | 1700 | 34 | 70 | 570 |
| United States Environmental Protection Agency Regional Screening Levels (USEPA RSLs)[2] | | | | 2000 | 1900 | 1700 | 34 | 70 | 570 |
| On-Site Location | Sample ID | Sample Depth (feet bgs) | Sample Date | | | | | | |
| Multi-Purpose Building | MPB-1-0.5 | 0.5 | 01/04/2024 | **120** | **60** | **120 J** | <5.0 | <5.0 | <5.0 |
| Multi-Purpose Building | DUP-1 (MPB-1-0.5) | 0.5 | 01/04/2024 | **190** | **85** | **420 J** | <5.1 | <5.1 | <5.1 |
| Multi-Purpose Building | MPB-2-0.5 | 0.5 | 01/04/2024 | **110** | **54** | <250 | <25 | <25 | <25 |
| Multi-Purpose Building | MPB-3-0.5 | 0.5 | 01/03/2024 | **6.4** | <5.1 | <51 | <5.1 | <5.1 | <5.1 |
| Multi-Purpose Building | MPB-4-0.5 | 0.5 | 01/04/2024 | **190** | **130** | **470** | <4.9 | **14 J** | <4.9 |
| Multi-Purpose Building | MPB-1-2.5 | 2.5 | 01/04/2024 | <4.9 | <4.9 | <49 | <4.9 | <4.9 | <4.9 |
| Multi-Purpose Building | MPB-2-2.5 | 2.5 | 01/04/2024 | <5.1 | <5.1 | <51 | <5.1 | <5.1 | <5.1 |
| Multi-Purpose Building | MPB-3-2.1 | 2.1 | 01/03/2024 | <5.0 | <5.0 | <50 | <5.0 | <5.0 | <5.0 |
| Multi-Purpose Building | MPB-4-2.5 | 2.5 | 01/04/2024 | **8.3** | **5.4** | <49 | <4.9 | <4.9 | <4.9 |
| Classroom 01-02 Building | CB0102-1-0.5 | 0.5 | 01/04/2024 | **100 J** | **58** | **270** | **5.7 J** | **9.8** | **12** |
| Classroom 01-02 Building | CB0102-2-0.5 | 0.5 | 01/03/2024 | <5.1 | <5.1 | <51 | <5.1 | <5.1 | <5.1 |
| Classroom 01-02 Building | DUP-2 (CB0102-2-0.5) | 0.5 | 01/04/2024 | **120** | **48** | **250** | **6.0 J** | **9.1** | **12** |
| Classroom 01-02 Building | CB0102-3-0.5 | 0.5 | 01/03/2024 | **52** | **87** | <51 | <5.1 | <5.1 | <5.1 |
| Classroom 01-02 Building | CB0102-4-0.5 | 0.5 | 01/04/2024 | **11** | **14 J** | **120** | <4.9 | <4.9 | <4.9 |
| Classroom 01-02 Building | CB0102-1-2.5 | 2.5 | 01/04/2024 | <5.1 | <5.1 | <51 | <5.1 | <5.1 | <5.1 |
| Classroom 01-02 Building | CB0102-2-2.5 | 2.5 | 01/03/2024 | **15** | **16** | <50 | <5.0 | <5.0 | <5.0 |
| Classroom 01-02 Building | CB0102-3-2.5 | 2.5 | 01/03/2024 | <5.0 | <5.0 | <50 | <5.0 | <5.0 | <5.0 |
| Classroom 01-02 Building | CB0102-4-2.5 | 2.5 | 01/04/2024 | <5.1 | <5.1 | <51 | <5.1 | <5.1 | <5.1 |
| Classroom 03-05 Building | CB0305-1-0.5 | 0.5 | 01/04/2024 | **11** | **12** | <51 | <5.1 | <5.1 | <5.1 |
| Classroom 03-05 Building | CB0305-2-0.5 | 0.5 | 01/04/2024 | **26** | **51** | **370** | <5.1 | **7.0** | <5.1 |
| Classroom 03-05 Building | CB0305-3-0.5 | 0.5 | 01/03/2024 | <50 UJ | <50 UJ | <500 UJ | <50 UJ | <50 UJ | <50 UJ |
| Classroom 03-05 Building | CB0305-4-0.5 | 0.5 | 01/03/2024 | <51 UJ | <51 UJ | <510 UJ | <51 UJ | <51 UJ | <51 UJ |
| Classroom 03-05 Building | CB0305-1-2.5 | 2.5 | 01/04/2024 | <5.0 | <5.0 | <50 | <5.0 | <5.0 | <5.0 |
| Classroom 03-05 Building | CB0305-2-2.5 | 2.5 | 01/04/2024 | <5.0 | <5.0 | <50 | <5.0 | <5.0 | <5.0 |
| Classroom 03-05 Building | CB0305-3-2.5 | 2.5 | 01/03/2024 | <5.0 | **38** | <50 | <5.0 | <5.0 | <5.0 |
| Classroom 03-05 Building | CB0305-4-2.5 | 2.5 | 01/03/2024 | <5.1 | **18** | <51 | <5.1 | <5.1 | <5.1 |
| Classroom 06-07 Building | CB0607-1-0.5 | 0.5 | 01/04/2024 | <5.1 | <5.1 | <51 | <5.1 | <5.1 | <5.1 |
| Classroom 06-07 Building | CB0607-2-0.5 | 0.5 | 01/03/2024 | <5.1 | **12** | <51 | <5.1 | <5.1 | <5.1 |
| Classroom 06-07 Building | CB0607-3-0.5 | 0.5 | 01/04/2024 | **24** | **31** | **360** | <5.1 | **7.6** | <5.1 |
| Classroom 06-07 Building | CB0607-4-0.5 | 0.5 | 01/03/2024 | <5.0 | <5.0 | <50 | <5.0 | <5.0 | <5.0 |
| Classroom 06-07 Building | CB0607-1-2.5 | 2.5 | 01/04/2024 | <4.9 | <4.9 | <49 | <4.9 | <4.9 | <4.9 |
| Classroom 06-07 Building | CB0607-2-2.5 | 2.5 | 01/03/2024 | <5.0 | <5.0 | <50 | <5.0 | <5.0 | <5.0 |
| Classroom 06-07 Building | CB0607-3-2.5 | 2.5 | 01/04/2024 | <5.0 | <5.0 | <50 | <5.0 | <5.0 | <5.0 |
| Classroom 06-07 Building | CB0607-4-2.5 | 2.5 | 01/03/2024 | <4.9 | <4.9 | <49 | <4.9 | <4.9 | <4.9 |

**Table 3**
**Summary of Analytical Results - OCPs**
**Westwood Elementary School Campus**
**435 Saratoga Avenue**
**Santa Clara, California**

| | | | Analyte | 4,4'-DDE | 4,4'-DDT | Chlordane (Technical) | Dieldrin | Heptachlor epoxide | gamma-BHC |
|---|---|---|---|---|---|---|---|---|---|
| | | | Units | µg/kg | µg/kg | µg/kg | µg/kg | µg/kg | µg/kg |
| Department of Toxic Substances Control (DTSC) Note 3 Screening Levels[1] | | | | 2000 | 1900 | 1700 | 34 | 70 | 570 |
| United States Environmental Protection Agency Regional Screening Levels (USEPA RSLs)[2] | | | | 2000 | 1900 | 1700 | 34 | 70 | 570 |
| **On-Site Location** | **Sample ID** | **Sample Depth (feet bgs)** | **Sample Date** | | | | | | |
| Classroom 08-10 Building | CB0810-1-0.5 | 0.5 | 01/04/2024 | **32** | **19** | <49 | <4.9 | <4.9 | <4.9 |
| Classroom 08-10 Building | DUP-3 (CB0810-1-0.5) | 0.5 | 01/04/2024 | **41** | **25** | <49 | <4.9 | <4.9 | <4.9 |
| Classroom 08-10 Building | CB0810-2-0.5 | 0.5 | 01/04/2024 | <4.9 | <4.9 | <49 | <4.9 | <4.9 | <4.9 |
| Classroom 08-10 Building | CB0810-3-0.5 | 0.5 | 01/03/2024 | <5.1 | <5.1 | <51 | <5.1 | <5.1 | <5.1 |
| Classroom 08-10 Building | CB0810-4-0.5 | 0.5 | 01/04/2024 | <25 | <25 | <250 | <25 | <25 | <25 |
| Classroom 08-10 Building | CB0810-1-2.5 | 2.5 | 01/04/2024 | <5.0 | <5.0 | <50 | <5.0 | <5.0 | <5.0 |
| Classroom 08-10 Building | CB0810-2-2.5 | 2.5 | 01/04/2024 | **21** | **15** | <50 | <5.0 | <5.0 | <5.0 |
| Classroom 08-10 Building | CB0810-3-2.5 | 2.5 | 01/03/2024 | **26** | **36** | <50 | <5.0 | <5.0 | <5.0 |
| Classroom 08-10 Building | CB0810-4-2.5 | 2.5 | 01/04/2024 | **32** | **23** | <49 | <4.9 | <4.9 | <4.9 |
| Portable Classroom Area | PC-1-0.5 | 0.5 | 01/03/2024 | <50 UJ | <50 UJ | <500 UJ | <50 UJ | <50 UJ | <50 UJ |
| Portable Classroom Area | DUP-5 (PC-1-0.5) | 0.5 | 01/04/2024 | <51 UJ | <51 UJ | <510 UJ | <51 UJ | <51 UJ | <51 UJ |
| Portable Classroom Area | PC-2-0.5 | 0.5 | 01/03/2024 | <50 UJ | <50 UJ | <500 UJ | <50 UJ | <50 UJ | <50 UJ |
| Portable Classroom Area | PC-1-2.5 | 2.5 | 01/03/2024 | <4.9 | <4.9 | <49 | <4.9 | <4.9 | <4.9 |
| Portable Classroom Area | PC-2-2.5 | 2.5 | 01/03/2024 | <51 UJ | <51 UJ | <510 UJ | <51 UJ | <51 UJ | <51 UJ |
| Westwood Elementary Parking Lots | PL-1-0.5 | 0.5 | 01/04/2024 | <50 UJ | <50 UJ | <500 UJ | <50 UJ | <50 UJ | <50 UJ |
| Westwood Elementary Parking Lots | PL-2-0.5 | 0.5 | 01/04/2024 | <50 UJ | <50 UJ | <500 UJ | <50 UJ | <50 UJ | <50 UJ |
| Westwood Elementary Parking Lots | PL-1-3.1 | 3.1 | 01/04/2024 | <5.0 | <5.0 | <50 | <5.0 | <5.0 | <5.0 |
| Westwood Elementary Parking Lots | PL-2-2.5 | 2.5 | 01/04/2024 | <5.1 | <5.1 | <51 | <5.1 | <5.1 | <5.1 |
| Westwood Elementary Parking Lots | DUP-6 (PL-2-2.5) | 2.5 | 01/04/2024 | <51 UJ | <51 UJ | <510 UJ | <51 UJ | <51 UJ | <51 UJ |
| New Field Drain Samples | SD-1-0.5 | 0.5 | 01/04/2024 | <49 UJ | <49 UJ | <490 UJ | <49 UJ | <49 UJ | <49 UJ |
| New Field Drain Samples | DUP-4 (SD-1-0.5) | 0.5 | 01/04/2024 | <51 UJ | <51 UJ | <510 UJ | <51 UJ | <51 UJ | <51 UJ |
| New Field Drain Samples | SD-1-1.8 | 1.8 | 01/04/2024 | <51 UJ | <51 UJ | <510 UJ | <51 UJ | <51 UJ | <51 UJ |

**Table 3**
**Summary of Analytical Results - OCPs**
**Westwood Elementary School Campus**
**435 Saratoga Avenue**
**Santa Clara, California**

**Acronyms and Abbreviations:**

-- = Not available

< = not detected above laboratory reporting limit indicated.

bgs = below ground surface

C = presence confirmed, but RPD between columns exceeds 40%

DTSC = Department of Toxic Substances Control

DUP = duplicate

ID = identification

µg/kg = micrograms per kilogram

NA = not analyzed

OCP = Organochlorine pesticides

RSL = Regional Screening Levels

USEPA = United States Environmental Protection Agency

**Notes:**

1. These values represent the lowest of the cancer and non-cancer residential screening levels presented in the DTSC HERO Note 3 (DTSC 2022).
2. These values represent the lowest of the cancer and non-cancer residential screening levels presented in the USELA November 2023 RSLs (USEPA 2023).
3. Shaded results were detected above the screening levels.
4. Only detected results are displayed on this table.

**References:**

DTSC. 2022. Human Health Risk Assessment Note 3 Tables. May.

USEPA. 2023. Regional Screening Level Tables. November.

**Table 4**
**Summary of Analytical Results - PCBs**
**Westwood Elementary School Campus**
**435 Saratoga Avenue**
**Santa Clara, California**

| | | | Analyte | Aroclor-1016 | Aroclor-1221 | Aroclor-1232 | Aroclor-1242 | Aroclor-1248 | Aroclor-1254 |
|---|---|---|---|---|---|---|---|---|---|
| | | | | 12674-11-2 | 11104-28-2 | 11141-16-5 | 53469-21-9 | 12672-29-6 | 11097-69-1 |
| | | | Units | µg/kg | µg/kg | µg/kg | µg/kg | µg/kg | µg/kg |
| Department of Toxic Substances Control (DTSC) Note 3 Screening Levels[1] | | | | 4000 | 200 | 170 | 230 | 230 | 240 |
| United States Environmental Protection Agency Regional Screening Levels (USEPA RSLs)[2] | | | | 4100 | 200 | 170 | 230 | 230 | 240 |
| **On-Site Location** | **Sample ID** | **Sample Depth (feet bgs)** | **Sample Date** | | | | | | |
| Multi-Purpose Building | MPB-1-0.5 | 0.5 | 01/04/2024 | <57 | <57 | <57 | <57 | <57 | <57 |
| Multi-Purpose Building | DUP-1 (MPB-1-0.5) | 0.5 | 01/04/2024 | <57 | <57 | <57 | <57 | <57 | <57 |
| Multi-Purpose Building | MPB-2-0.5 | 0.5 | 01/04/2024 | <55 | <55 | <55 | <55 | <55 | <55 |
| Classroom 01-02 Building | CB0102-1-0.5 | 0.5 | 01/04/2024 | <58 | <58 | <58 | <58 | <58 | <58 |
| Classroom 01-02 Building | CB0102-2-0.5 | 0.5 | 01/03/2024 | <57 | <57 | <57 | <57 | <57 | <57 |
| Classroom 03-05 Building | CB0305-1-0.5 | 0.5 | 01/04/2024 | <61 | <61 | <61 | <61 | <61 | <61 |
| Classroom 03-05 Building | CB0305-2-0.5 | 0.5 | 01/04/2024 | <59 | <59 | <59 | <59 | <59 | <59 |
| Classroom 06-07 Building | CB0607-1-0.5 | 0.5 | 01/04/2024 | <53 | <53 | <53 | <53 | <53 | <53 |
| Classroom 06-07 Building | CB0607-2-0.5 | 0.5 | 01/03/2024 | <57 | <57 | <57 | <57 | <57 | <57 |
| Classroom 08-10 Building | CB0810-1-0.5 | 0.5 | 01/04/2024 | <58 | <58 | <58 | <58 | <58 | <58 |
| Classroom 08-10 Building | CB0810-2-0.5 | 0.5 | 01/04/2024 | <55 | <55 | <55 | <55 | <55 | <55 |

**Table 4**
**Summary of Analytical Results - PCBs**
**Westwood Elementary School Campus**
**435 Saratoga Avenue**
**Santa Clara, California**

| | | | Analyte | Aroclor-1260 |
|---|---|---|---|---|
| | | | Units | 11096-82-5 |
| | | | | µg/kg |
| | | | Department of Toxic Substances Control (DTSC) Note 3 Screening Levels[1] | 240 |
| | | | United States Environmental Protection Agency Regional Screening Levels (USEPA RSLs)[2] | 240 |
| **On-Site Location** | **Sample ID** | **Sample Depth (feet bgs)** | **Sample Date** | |
| Multi-Purpose Building | MPB-1-0.5 | 0.5 | 01/04/2024 | <57 |
| Multi-Purpose Building | DUP-1 (MPB-1-0.5) | 0.5 | 01/04/2024 | <57 |
| Multi-Purpose Building | MPB-2-0.5 | 0.5 | 01/04/2024 | <55 |
| Classroom 01-02 Building | CB0102-1-0.5 | 0.5 | 01/04/2024 | <58 |
| Classroom 01-02 Building | CB0102-2-0.5 | 0.5 | 01/03/2024 | <57 |
| Classroom 03-05 Building | CB0305-1-0.5 | 0.5 | 01/04/2024 | <61 |
| Classroom 03-05 Building | CB0305-2-0.5 | 0.5 | 01/04/2024 | <59 |
| Classroom 06-07 Building | CB0607-1-0.5 | 0.5 | 01/04/2024 | <53 |
| Classroom 06-07 Building | CB0607-2-0.5 | 0.5 | 01/03/2024 | <57 |
| Classroom 08-10 Building | CB0810-1-0.5 | 0.5 | 01/04/2024 | <58 |
| Classroom 08-10 Building | CB0810-2-0.5 | 0.5 | 01/04/2024 | <55 |

**Table 4**
**Summary of Analytical Results - PCBs**
**Westwood Elementary School Campus**
**435 Saratoga Avenue**
**Santa Clara, California**

**Acronyms and Abbreviations:**
< = not detected above laboratory reporting limit indicated.
bgs = below ground surface
DTSC = Department of Toxic Substances Control
DUP = duplicate
PCBs = polychlorinated biphenyls analyzed using U.S. EPA Method SW8082
µg/kg = micrograms per kilogram

**Notes:**
1. These values represent the lowest of the cancer and non-cancer residential screening levels presented in the DTSC HERO Note 3 (DTSC 2022).
2. These values represent the lowest of the cancer and non-cancer residential screening levels presented in the USELA November 2023 RSLs (USEPA 2023).
3. Shaded results were detected above the screening levels.

**References:**
DTSC. 2022. Human Health Risk Assessment Note 3 Tables. May.
USEPA. 2023. Regional Screening Level Tables. November.

**Table 5**
**Summary of Analytical Results - NOA**
**Westwood Elementary School Campus**
**435 Saratoga Avenue**
**Santa Clara, California**

| On-Site Location | Sample ID | Sample Depth (feet bgs) | Analyte<br>Units<br>Sample Date | PLM<br>% | TEM[1]<br>Weight % |
|---|---|---|---|---|---|
| Classroom 06-07 Building | CB0607-3-0.5 | 0.5 | 01/04/2024 | <1 | NA |
| Classroom 06-07 Building | CB0607-3-2.5 | 2.5 | 01/04/2024 | <1 | <0.001 |
| Portable Classroom Area | PC-1-0.5 | 0.5 | 01/03/2024 | <1 | NA |
| Portable Classroom Area | PC-1-2.5 | 2.5 | 01/03/2024 | <1 | NA |
| Westwood Elementary Parking Lots | PL-1-0.5 | 0.5 | 01/04/2024 | <1 | NA |
| Westwood Elementary Parking Lots | PL-1-3.1 | 3.1 | 01/04/2024 | <1 | <0.001 |

**Acronyms and Abbreviations:**
< = not detected above laboratory reporting limit indicated.
% = percent
bgs = below ground surface
NA = not analyzed
NOA = Naturally Occuring Asbestos
PLM = Polarized Light Microscopy
TEM = Transmission Electron Microscopy

**Notes:**
1. TEM analysis was conducted for 25% of the NOA samples collected at the site.

**Table 6**
**Summary of Analytical Results - TPH**
**Westwood Elementary School Campus**
**435 Saratoga Avenue**
**Santa Clara, California**

| | | | Analyte<br>Units | TPH as DRO (C10-C28)<br>mg/kg | TPH as ORO (C28-C44)<br>mg/kg | TPH as Gasoline<br>mg/kg |
|---|---|---|---|---|---|---|
| **Regional Water Quality Control Board Environmental Screening Levels[1]** | | | | **260** | **12000** | **429** |
| **On-Site Location** | **Sample ID** | **Sample Depth (feet bgs)** | **Sample Date** | | | |
| Westwood Elementary Parking Lots | PL-1-0.5 | 0.5 | 01/04/2024 | **510** | **630** | **2.0** |
| Westwood Elementary Parking Lots | PL-1-3.1 | 3.1 | 01/04/2024 | <10 | <20 | <0.10 |
| Westwood Elementary Parking Lots | PL-2-0.5 | 0.5 | 01/04/2024 | **110** | **580** | <0.10 |
| Westwood Elementary Parking Lots | PL-2-2.5 | 2.5 | 01/04/2024 | <10 | <20 UJ | <0.10 |
| Westwood Elementary Parking Lots | DUP-6 (PL-2-2.5) | 2.5 | 01/04/2024 | **160** | **1200 J** | <0.10 |

**Acronyms and Abbreviations:**

< = not detected above laboratory reporting limit indicated.

bgs = below ground surface

DRO = Diesel Range Organics

DUP = duplicate

mg/kg = milligram per kilogram

NA = Not Analyzed

ORO = oil range organics

RWQCB = Regional Water Quality Control Board

TPH = Total Petroleum Hydrocarbons

mg/kg = milligrams per kilogram

**Notes:**

1. These values represent the lowest of the cancer and non-cancer screening levels presented in the RWQCBenvironmental screening levels (RWQCB 2019)
2. Shaded results were detected above the screening levels.

**References:**

RWQCB.2019. Environmental Screening Levels. June.

**Table 7**
**Human Health Evaluation**
**Westwood Elementary School Campus**
**435 Saratoga Avenue**
**Santa Clara, California**

| Constituents of Potential Concern | Detection Frequency | Minimum Detected Result (mg/kg) | Maximum Detected Result (mg/kg) | DTSC Screening Levels (mg/kg) | | USEPA Screening Levels (mg/kg) | | RWQCB Environmental Screening Levels (mg/kg) | |
|---|---|---|---|---|---|---|---|---|---|
| | | | | Cancer | Non-Cancer | Cancer | Non-Cancer | Cancer | Non-Cancer |
| **Metals** | | | | | | | | | |
| Arsenic | 38/38 | 1.9 | 28 | 0.11 | 0.41 | 0.68 | 35 | -- | -- |
| Barium | 38/38 | 90 | 270 | -- | -- | -- | 15000 | -- | -- |
| Cadmium | 1/38 | 0.64 | 0.64 | -- | -- | 2100 | 7.1 | -- | -- |
| Chromium | 38/38 | 37 | 85 | -- | -- | -- | 85000 | -- | -- |
| Cobalt | 38/38 | 8.3 | 51 | -- | -- | 420 | 23 | -- | -- |
| Copper | 38/38 | 19 | 72 | -- | -- | -- | 3100 | -- | -- |
| Lead | 38/38 | 4.9 | 30 | -- | 80 | -- | 400 | -- | -- |
| Mercury | 1/38 | 0.27 | 0.27 | -- | 1 | -- | 11 | -- | -- |
| Molybdenum | 1/38 | 0.98 | 0.98 | -- | -- | -- | 390 | -- | -- |
| Nickel | 38/38 | 49 | 95 | 15000 | 820 | 15000 | 1400 | -- | -- |
| Thallium | 37/38 | 0.074 | 0.57 | -- | -- | -- | 0.78 | -- | -- |
| Vanadium | 38/38 | 38 | 85 | -- | -- | -- | -- | -- | -- |
| Zinc | 38/38 | 40 | 260 | -- | -- | -- | -- | -- | -- |
| **Organochlorine Pesticides (OCPs)** | | | | | | | | | |
| 4,4'-DDE | 19/56 | 0.0064 | 0.19 | 2 | 23 | 2 | 39 | -- | -- |
| 4,4'-DDT | 21/56 | 0.0054 | 0.13 | 1.9 | 37 | 1.9 | 37 | -- | -- |
| Chlordane (Technical) | 8/56 | 0.12 | 0.47 | 1.7 | 35 | 1.7 | 35 | -- | -- |
| Dieldrin | 2/56 | 0.0057 | 0.006 | 0.034 | 3.2 | 0.034 | 3.2 | -- | -- |
| Heptachlor epoxide | 5/56 | 0.007 | 0.014 | 0.07 | 0.99 | 0.07 | 1 | -- | -- |
| gamma-BHC | 2/56 | 0.012 | 0.012 | 0.57 | 21 | 0.57 | 21 | -- | -- |
| **Total Petroleum Hydrocarbons (TPH)** | | | | | | | | | |
| TPH as DRO (C10-C28) | 3/5 | 110 | 510 | -- | -- | -- | -- | -- | 255 |
| TPH as ORO (C28-C44) | 3/5 | 580 | 1200 | -- | -- | -- | -- | -- | 12033 |
| TPH as Gasoline | 1/5 | 2 | 2 | -- | -- | -- | -- | -- | 429 |

**Table 7**
**Human Health Evaluation**
**Westwood Elementary School Campus**
**435 Saratoga Avenue**
**Santa Clara, California**

| Constituents of Potential Concern | Selected Cancer Screening Level (mg/kg) | Selected Non-Cancer Screening Level (mg/kg) | Cancer Evaluation | Non-Cancer Evaluation |
|---|---|---|---|---|
| **Metals** | | | | |
| Arsenic | 0.11 | 0.41 | 2.5E-04 | 68 |
| Barium | -- | 15000 | -- | 0.018 |
| Cadmium | 2100 | 7.1 | 3.0E-10 | 0.090 |
| Chromium | -- | 85000 | -- | 0.0010 |
| Cobalt | 420 | 23 | 1.2E-07 | 2.2 |
| Copper | -- | 3100 | -- | 0.023 |
| Lead | -- | 80 | -- | -- |
| Mercury | -- | 1 | -- | 0.27 |
| Molybdenum | -- | 390 | -- | 0.0025 |
| Nickel | 15000 | 820 | 6.3E-09 | 0.12 |
| Thallium | -- | 0.78 | -- | 0.73 |
| Vanadium | -- | -- | -- | -- |
| Zinc | -- | -- | -- | -- |
| **Organochlorine Pesticides (OCPs)** | | | | |
| 4,4'-DDE | 2 | 23 | 9.5E-08 | 0.0083 |
| 4,4'-DDT | 1.9 | 37 | 6.8E-08 | 0.0035 |
| Chlordane (Technical) | 1.7 | 35 | 2.8E-07 | 0.013 |
| Dieldrin | 0.034 | 3.2 | 1.8E-07 | 0.0019 |
| Heptachlor epoxide | 0.07 | 0.99 | 2.0E-07 | 0.014 |
| gamma-BHC | 0.57 | 21 | 2.1E-08 | 0.00057 |
| **Total Petroleum Hydrocarbons (TPH)** | | | | |
| TPH as DRO (C10-C28) | -- | 255 | -- | 2.0 |
| TPH as ORO (C28-C44) | -- | 12033 | -- | 0.10 |
| TPH as Gasoline | -- | 429 | -- | 0.0047 |
| | | **Total** | 2.6E-04 | 74 |
| | | **Total - w/o Arsenic, Cobalt, and TPH as DRO** | 8.4E-07 | 1 |
| | | **DTSC Risk Threshold** | **1.0E-06** | **1** |

**Acronyms and Abbreviations:**
-- = Not available
DTSC = Department of Toxic Substances Control
RSL = Regional Screening Levels
RWQCB = Regional Water Quality Control Board
TPH = Total Petroleum Hydrocarbons
USEPA = United States Environmental Protection Agency
mg/kg = milligrams per kilogram
VOC = Volatile Organic Compounds
w/o = without
OCP = Organochlorine pesticides
ORO = oil range organics
DRO = Diesel Range Organics

**Notes:**

1. These values represent the lowest of the cancer and non-cancer screening levels presented in the DTSC HERO Note 3 (DTSC 2022).
2. These values represent the lowest of the cancer and non-cancer screening levels presented in the USELA November 2023 RSLs (USEPA 2023).
3. Shaded results were detected above the screening levels.

**References:**

DTSC. 2022. Human Health Risk Assessment Note 3 Tables. June.
USEPA. 2022. Regional Screening Level Tables. November.

# Figures

T:_ENV\PHASE_I_ESAS\PROJECT_SANTA_CLARA_UNIFIED_SCHOOL_DISTRICT\SANTA_CLARA_UNIFIED_SCHOOL_DISTRICT\GIS\ARCMAP_MXD\435_SARATOGA_AVE_SANTACLARA_CA\FIG_1_SUBJECT_PROPERTY_LOCATION_MAP.MXD DATE: 4/17/2023 3:27:08 PM

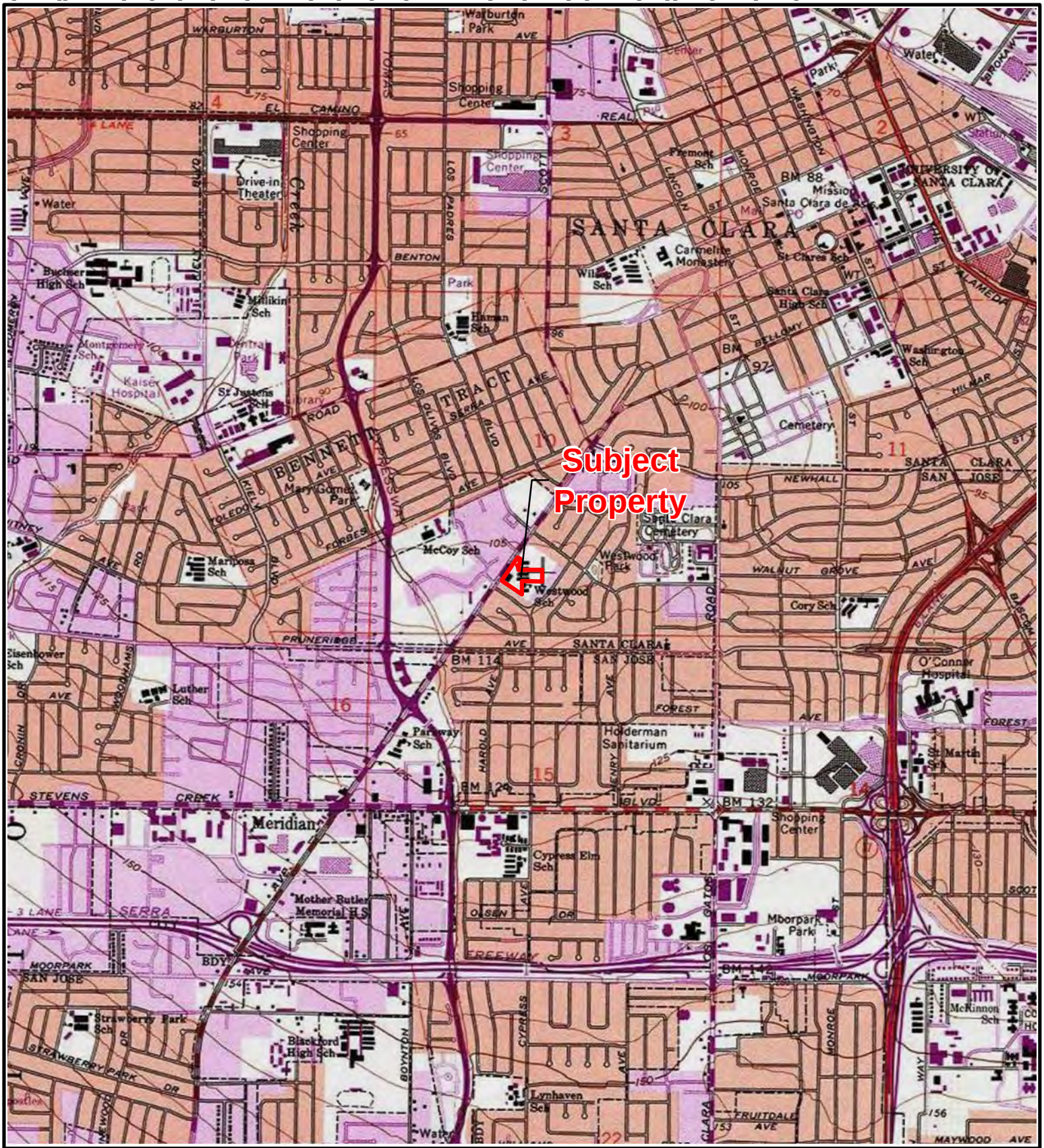


**LEGEND:**

Subject Property

N

0 2,000 4,000

SCALE IN FEET

WESTWOOD ELEMENTARY SCHOOL
435 SARATOGA AVE, SANTA CLARA, CA
PRELIMINARY ENVIRONMENTAL ASSESSMENT

**SUBJECT PROPERTY LOCATION MAP**

ARCADIS

FIGURE 1

Service Layer Credits: Copyright:© 2013 National Geographic Society, i-cubed




**LEGEND:**

Parcel Boundary

N

0 150 300

SCALE IN FEET

WESTWOOD ELEMENTARY SCHOOL
435 SARATOGA AVE, SANTA CLARA, CA
PRELIMINARY ENVIRONMENTAL ASSESSMENT

**PARCEL MAP**

ARCADIS

FIGURE
**2a**

Service Layer Credits: World Imagery: Sanborn Map Company, Maxar, Microsoft
Hybrid Reference Layer: Esri Community Maps Contributors, City of San Jose, County of Santa Clara, California State Parks, © OpenStreetMap, Microsoft, Esri, TomTom, Garmin, SafeGraph, GeoTechnologies, Inc, METI/NASA, USGS, Bureau of Land Management, EPA, NPS, US Census Bureau, USDA, USFWS




**LEGEND:**

- Stormwater Catch Basin
- Subject Property

N

0 100 200

SCALE IN FEET

WESTWOOD ELEMENTARY SCHOOL
435 SARATOGA AVE, SANTA CLARA, CA
PRELIMINARY ENVIRONMENTAL ASSESSMENT

**SUBJECT PROPERTY PLAN MAP**

ARCADIS

FIGURE **2b**

Service Layer Credits: World Imagery: Sanborn Map Company, Maxar, Microsoft
Hybrid Reference Layer: Esri Community Maps Contributors, City of San Jose, County of Santa Clara, California State Parks, © OpenStreetMap, Microsoft, Esri, TomTom, Garmin, SafeGraph, GeoTechnologies, Inc, METI/NASA, USGS, Bureau of Land Management, EPA, NPS, US Census Bureau, USDA, USFWS

T:_ENV\PHASE_I_ESAS\PROJECT_SANTA_CLARA_UNIFIED_SCHOOL_DISTRICT\SANTA_CLARA_UNIFIED_SCHOOL_DISTRICT\GIS_PRO\PRELIMINARY_ENVIRONMENTAL_ASSESSMENT\435_SARATOGA_AVE_SANTACLARA_CA\435_SARATOGA_AVE_SANTACLARA_CA.APRX DATE: 4/4/2024 11:50 AM




**LEGEND:**

- Sample Location
- Stormwater Catch Basin
- Subject Property

N

0 100 200

SCALE IN FEET

WESTWOOD ELEMENTARY SCHOOL
435 SARATOGA AVE, SANTA CLARA, CA
PRELIMINARY ENVIRONMENTAL ASSESSMENT

**SAMPLE LOCATIONS**

ARCADIS

FIGURE
3

Service Layer Credits: World Imagery: Sanborn Map Company, Maxar, Microsoft

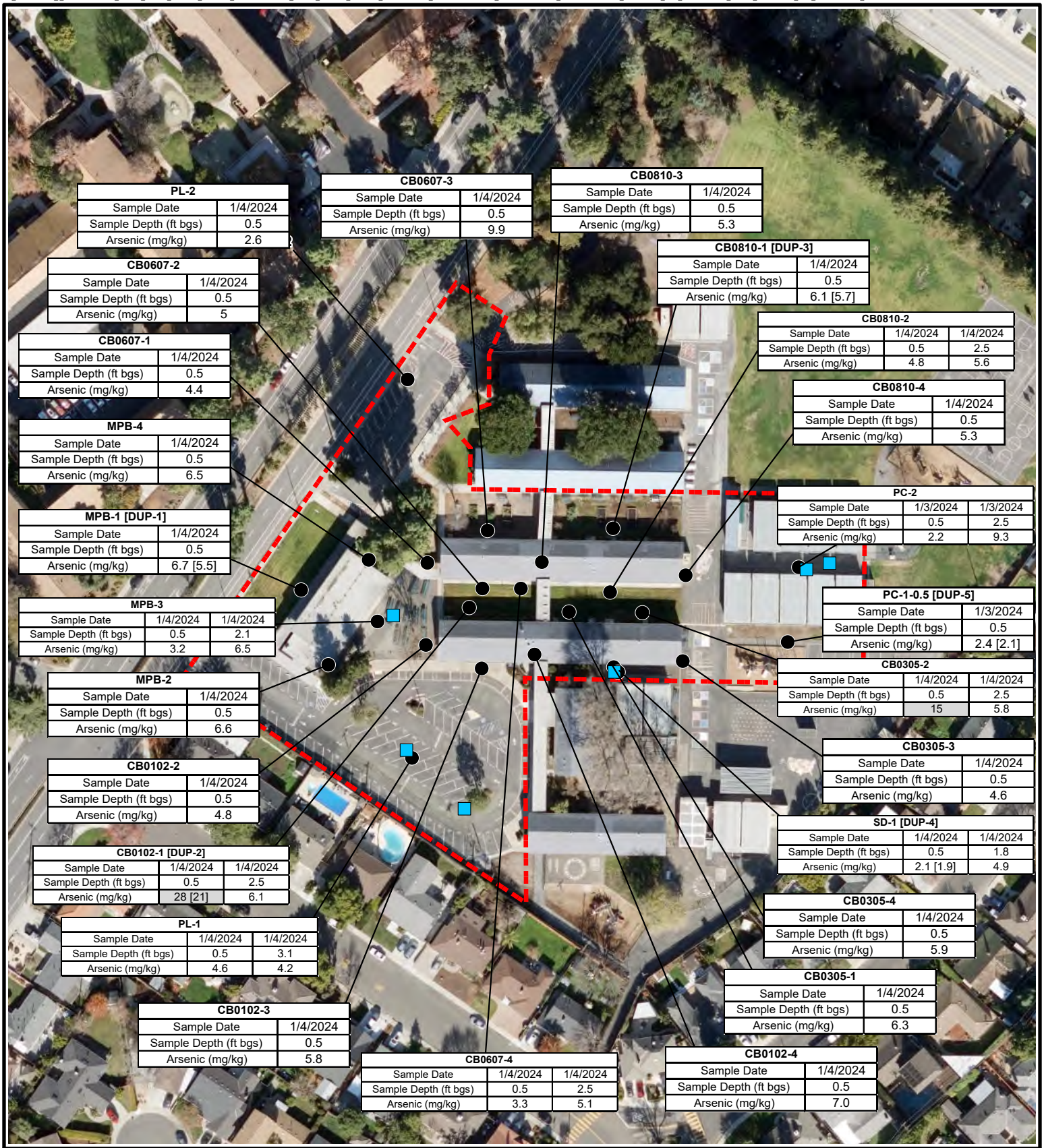

| PL-2 | |
|---|---|
| Sample Date | 1/4/2024 |
| Sample Depth (ft bgs) | 0.5 |
| Arsenic (mg/kg) | 2.6 |

| CB0607-3 | |
|---|---|
| Sample Date | 1/4/2024 |
| Sample Depth (ft bgs) | 0.5 |
| Arsenic (mg/kg) | 9.9 |

| CB0810-3 | |
|---|---|
| Sample Date | 1/4/2024 |
| Sample Depth (ft bgs) | 0.5 |
| Arsenic (mg/kg) | 5.3 |

| CB0607-2 | |
|---|---|
| Sample Date | 1/4/2024 |
| Sample Depth (ft bgs) | 0.5 |
| Arsenic (mg/kg) | 5 |

| CB0810-1 [DUP-3] | |
|---|---|
| Sample Date | 1/4/2024 |
| Sample Depth (ft bgs) | 0.5 |
| Arsenic (mg/kg) | 6.1 [5.7] |

| CB0607-1 | |
|---|---|
| Sample Date | 1/4/2024 |
| Sample Depth (ft bgs) | 0.5 |
| Arsenic (mg/kg) | 4.4 |

| CB0810-2 | | |
|---|---|---|
| Sample Date | 1/4/2024 | 1/4/2024 |
| Sample Depth (ft bgs) | 0.5 | 2.5 |
| Arsenic (mg/kg) | 4.8 | 5.6 |

| CB0810-4 | |
|---|---|
| Sample Date | 1/4/2024 |
| Sample Depth (ft bgs) | 0.5 |
| Arsenic (mg/kg) | 5.3 |

| MPB-4 | |
|---|---|
| Sample Date | 1/4/2024 |
| Sample Depth (ft bgs) | 0.5 |
| Arsenic (mg/kg) | 6.5 |

| PC-2 | | |
|---|---|---|
| Sample Date | 1/3/2024 | 1/3/2024 |
| Sample Depth (ft bgs) | 0.5 | 2.5 |
| Arsenic (mg/kg) | 2.2 | 9.3 |

| MPB-1 [DUP-1] | |
|---|---|
| Sample Date | 1/4/2024 |
| Sample Depth (ft bgs) | 0.5 |
| Arsenic (mg/kg) | 6.7 [5.5] |

| PC-1-0.5 [DUP-5] | |
|---|---|
| Sample Date | 1/3/2024 |
| Sample Depth (ft bgs) | 0.5 |
| Arsenic (mg/kg) | 2.4 [2.1] |

| MPB-3 | | |
|---|---|---|
| Sample Date | 1/4/2024 | 1/4/2024 |
| Sample Depth (ft bgs) | 0.5 | 2.1 |
| Arsenic (mg/kg) | 3.2 | 6.5 |

| CB0305-2 | | |
|---|---|---|
| Sample Date | 1/4/2024 | 1/4/2024 |
| Sample Depth (ft bgs) | 0.5 | 2.5 |
| Arsenic (mg/kg) | 15 | 5.8 |

| MPB-2 | |
|---|---|
| Sample Date | 1/4/2024 |
| Sample Depth (ft bgs) | 0.5 |
| Arsenic (mg/kg) | 6.6 |

| CB0305-3 | |
|---|---|
| Sample Date | 1/4/2024 |
| Sample Depth (ft bgs) | 0.5 |
| Arsenic (mg/kg) | 4.6 |

| CB0102-2 | |
|---|---|
| Sample Date | 1/4/2024 |
| Sample Depth (ft bgs) | 0.5 |
| Arsenic (mg/kg) | 4.8 |

| SD-1 [DUP-4] | | |
|---|---|---|
| Sample Date | 1/4/2024 | 1/4/2024 |
| Sample Depth (ft bgs) | 0.5 | 1.8 |
| Arsenic (mg/kg) | 2.1 [1.9] | 4.9 |

| CB0102-1 [DUP-2] | | |
|---|---|---|
| Sample Date | 1/4/2024 | 1/4/2024 |
| Sample Depth (ft bgs) | 0.5 | 2.5 |
| Arsenic (mg/kg) | 28 [21] | 6.1 |

| CB0305-4 | |
|---|---|
| Sample Date | 1/4/2024 |
| Sample Depth (ft bgs) | 0.5 |
| Arsenic (mg/kg) | 5.9 |

| PL-1 | | |
|---|---|---|
| Sample Date | 1/4/2024 | 1/4/2024 |
| Sample Depth (ft bgs) | 0.5 | 3.1 |
| Arsenic (mg/kg) | 4.6 | 4.2 |

| CB0305-1 | |
|---|---|
| Sample Date | 1/4/2024 |
| Sample Depth (ft bgs) | 0.5 |
| Arsenic (mg/kg) | 6.3 |

| CB0102-3 | |
|---|---|
| Sample Date | 1/4/2024 |
| Sample Depth (ft bgs) | 0.5 |
| Arsenic (mg/kg) | 5.8 |

| CB0607-4 | | |
|---|---|---|
| Sample Date | 1/4/2024 | 1/4/2024 |
| Sample Depth (ft bgs) | 0.5 | 2.5 |
| Arsenic (mg/kg) | 3.3 | 5.1 |

| CB0102-4 | |
|---|---|
| Sample Date | 1/4/2024 |
| Sample Depth (ft bgs) | 0.5 |
| Arsenic (mg/kg) | 7.0 |

## LEGEND:

- Sample Location
- Stormwater Catch Basin
- Subject Property

Notes:
1. Shaded analytical results were detected above the regional background concentration of 11 mg/kg.
2. mg/kg = milligram per kilogram

N

0 120 240

SCALE IN FEET

WESTWOOD ELEMENTARY SCHOOL
435 SARATOGA AVE, SANTA CLARA, CA
PRELIMINARY ENVIRONMENTAL ASSESSMENT

**ARSENIC RESULTS**

ARCADIS

FIGURE
**4a**

Service Layer Credits: World Imagery: Sanborn Map Company, Maxar, Microsoft



| PL-2 | |
|---|---|
| Sample Date | 1/4/2024 |
| Sample Depth (ft bgs) | 0.5 |
| Cobalt (mg/kg) | 14 |

| CB0607-3 | |
|---|---|
| Sample Date | 1/4/2024 |
| Sample Depth (ft bgs) | 0.5 |
| Cobalt (mg/kg) | 13 |

| CB0810-3 | |
|---|---|
| Sample Date | 1/4/2024 |
| Sample Depth (ft bgs) | 0.5 |
| Cobalt (mg/kg) | 23 |

| CB0607-2 | |
|---|---|
| Sample Date | 1/4/2024 |
| Sample Depth (ft bgs) | 0.5 |
| Cobalt (mg/kg) | 16 |

| CB0810-1 [DUP-3] | |
|---|---|
| Sample Date | 1/4/2024 |
| Sample Depth (ft bgs) | 0.5 |
| Cobalt (mg/kg) | 15 [15] |

| CB0810-2 | | |
|---|---|---|
| Sample Date | 1/4/2024 | 1/4/2024 |
| Sample Depth (ft bgs) | 0.5 | 2.5 |
| Cobalt (mg/kg) | 32 | 15 |

| CB0607-1 | |
|---|---|
| Sample Date | 1/4/2024 |
| Sample Depth (ft bgs) | 0.5 |
| Cobalt (mg/kg) | 18 |

| CB0810-4 | |
|---|---|
| Sample Date | 1/4/2024 |
| Sample Depth (ft bgs) | 0.5 |
| Cobalt (mg/kg) | 16 |

| MPB-4 | |
|---|---|
| Sample Date | 1/4/2024 |
| Sample Depth (ft bgs) | 0.5 |
| Cobalt (mg/kg) | 17 |

| PC-2 | | |
|---|---|---|
| Sample Date | 1/3/2024 | 1/3/2024 |
| Sample Depth (ft bgs) | 0.5 | 2.5 |
| Cobalt (mg/kg) | 13 | 13 |

| MPB-1 [DUP-1] | |
|---|---|
| Sample Date | 1/4/2024 |
| Sample Depth (ft bgs) | 0.5 |
| Cobalt (mg/kg) | 16 [13] |

| PC-1-0.5 [DUP-5] | |
|---|---|
| Sample Date | 1/3/2024 |
| Sample Depth (ft bgs) | 0.5 |
| Cobalt (mg/kg) | 11 [13] |

| MPB-3 | | |
|---|---|---|
| Sample Date | 1/4/2024 | 1/4/2024 |
| Sample Depth (ft bgs) | 0.5 | 2.1 |
| Cobalt (mg/kg) | 11 | 17 |

| CB0305-2 | | |
|---|---|---|
| Sample Date | 1/4/2024 | 1/4/2024 |
| Sample Depth (ft bgs) | 0.5 | 2.5 |
| Cobalt (mg/kg) | 14 | 15 |

| MPB-2 | |
|---|---|
| Sample Date | 1/4/2024 |
| Sample Depth (ft bgs) | 0.5 |
| Cobalt (mg/kg) | 15 |

| CB0305-3 | |
|---|---|
| Sample Date | 1/4/2024 |
| Sample Depth (ft bgs) | 0.5 |
| Cobalt (mg/kg) | 16 |

| CB0102-2 | |
|---|---|
| Sample Date | 1/4/2024 |
| Sample Depth (ft bgs) | 0.5 |
| Cobalt (mg/kg) | 17 |

| SD-1 [DUP-4] | | |
|---|---|---|
| Sample Date | 1/4/2024 | 1/4/2024 |
| Sample Depth (ft bgs) | 0.5 | 1.8 |
| Cobalt (mg/kg) | 9.0 [8.3] | 17 |

| CB0102-1 [DUP-2] | | |
|---|---|---|
| Sample Date | 1/4/2024 | 1/4/2024 |
| Sample Depth (ft bgs) | 0.5 | 2.5 |
| Cobalt (mg/kg) | 14 [15] | 15 |

| CB0305-4 | |
|---|---|
| Sample Date | 1/4/2024 |
| Sample Depth (ft bgs) | 0.5 |
| Cobalt (mg/kg) | 17.0 |

| PL-1 | | |
|---|---|---|
| Sample Date | 1/4/2024 | 1/4/2024 |
| Sample Depth (ft bgs) | 0.5 | 3.1 |
| Cobalt (mg/kg) | 11 | 9.2 |

| CB0305-1 | |
|---|---|
| Sample Date | 1/4/2024 |
| Sample Depth (ft bgs) | 0.5 |
| Cobalt (mg/kg) | 16.0 |

| CB0102-3 | |
|---|---|
| Sample Date | 1/4/2024 |
| Sample Depth (ft bgs) | 0.5 |
| Cobalt (mg/kg) | 18 |

| CB0607-4 | | |
|---|---|---|
| Sample Date | 1/4/2024 | 1/4/2024 |
| Sample Depth (ft bgs) | 0.5 | 2.5 |
| Cobalt (mg/kg) | 51 | 14 |

| CB0102-4 | |
|---|---|
| Sample Date | 1/4/2024 |
| Sample Depth (ft bgs) | 0.5 |
| Cobalt (mg/kg) | 14.0 |

## LEGEND:

- Sample Location
- Stormwater Catch Basin
- Subject Property

Notes:
1. Shaded analytical results were detected above the November 2023 USEPA RSL of 23 mg/kg.
2. mg/kg = milligram per kilogram
3. USEPA RSL = United States Environmental Protection Agency Regional Screening levels

N

0 120 240

SCALE IN FEET

WESTWOOD ELEMENTARY SCHOOL
435 SARATOGA AVE, SANTA CLARA, CA
PRELIMINARY ENVIRONMENTAL ASSESSMENT

**COBALT RESULTS**

ARCADIS

FIGURE
**4b**

Service Layer Credits: World Imagery: Sanborn Map Company, Maxar, Microsoft




## LEGEND:

- Sample Location
- Stormwater Catch Basin
- Subject Property

Notes:
1. Shaded analytical results were detected above the 2019 RWQCB ESL of 260 mg/kg.
2. mg/kg = milligram per kilogram
3. RWQCB ESL = 2019 Regional Water Quality Control Board Environmental Screening Level.
4. Parking lot samples PL-1 and PL-2 were the only samples analyzed for TPH-DRO as per the Preliminary Environmental Assessment Work Plan approved by the Department of Toxic Substances Control on October 25, 2023.

N

0 100 200

SCALE IN FEET

WESTWOOD ELEMENTARY SCHOOL
435 SARATOGA AVE, SANTA CLARA, CA
PRELIMINARY ENVIRONMENTAL ASSESSMENT

**TPH-DRO RESULTS**

ARCADIS

FIGURE
**4c**

Service Layer Credits: World Imagery: Sanborn Map Company, Maxar, Microsoft

# Appendix A

## SCUSD Master Plan

# Westwood | Proposed Work



# Westwood | Site Diagram

## arrive



Seating and planting

## learn



Modern learning



Nature inspired



# Westwood | Site Concept

## LEGEND

1. New driveway
2. Parking lot
3. Parent drop-off
4. Fire lane
5. Existing utilities to remain
6. Existing marquee to remain
7. Existing perimeter fencing to remain
8. Student waiting / arrival plaza
9. Stormwater management basin
10. Perimeter fencing
11. Kitchen trash / service
12. Outdoor learning pods
13. Stage
14. Lunch shelter



# Appendix B

## Waste Manifest

**NON-HAZARDOUS WASTE MANIFEST**

| 1. Generator ID Number | 2. Page 1 of | 3. Emergency Response Phone | 4. Waste Tracking Number |
|---|---|---|---|
| | 1 | 650-331-8013 | |

**GENERATOR**

5. Generator's Name and Mailing Address
SANTA CLARA UNIFIED SCHOOL DISTRICT
1889 LAWRENCE ROAD
SANTA CLARA CA 95051
Generator's Phone: 408 [illegible]

Generator's Site Address (if different than mailing address)
SANTA CLARA UNIFIED SCHOOL DISTRICT
435 SARATOGA
SANTA CLARA CA 95050

6. Transporter 1 Company Name
CATALYST ENVIRONMENTAL

U.S. EPA ID Number

7. Transporter 2 Company Name
ENVIRONMENTAL LOGISTICS INC

U.S. EPA ID Number
CAR000211513

8. Designated Facility Name and Site Address
HAZMAT TSDF, INC
180 W MONTE AVE
BLOOMINGTON CA 92316
Facility's Phone: 909 421 2112

U.S. EPA ID Number
CAD982114181

| | 9. Waste Shipping Name and Description | 10. Containers No. | 10. Containers Type | 11. Total Quantity | 12. Unit Wt./Vol. | |
|---|---|---|---|---|---|---|
| 1. | NON-HAZARDOUS WASTE SOLID (NON HAZARDOUS SOIL) | 001 | DM | 20 | P | NONE |
| 2. | | | | | | |
| 3. | | | | | | |
| 4. | | | | | | |

13. Special Handling Instructions and Additional Information
1) N2404201 1255

**14. GENERATOR'S/OFFEROR'S CERTIFICATION:** I hereby declare that the contents of this consignment are fully and accurately described above by the proper shipping name, and are classified, packaged, marked and labeled/placarded, and are in all respects in proper condition for transport according to applicable international and national governmental regulations.

| Generator's/Offeror's Printed/Typed Name | Signature | Month | Day | Year |
|---|---|---|---|---|
| | | | | |

**INT'L**

15. International Shipments ☐ Import to U.S. ☐ Export from U.S. Port of entry/exit:
Transporter Signature (for exports only): Date leaving U.S.:

**TRANSPORTER**

16. Transporter Acknowledgment of Receipt of Materials

| Transporter 1 Printed/Typed Name | Signature | Month | Day | Year |
|---|---|---|---|---|
| Joseph Durlesh | | 4 | 17 | 24 |

| Transporter 2 Printed/Typed Name | Signature | Month | Day | Year |
|---|---|---|---|---|
| | | | | |

**DESIGNATED FACILITY**

17. Discrepancy

17a. Discrepancy Indication Space ☐ Quantity ☐ Type ☐ Residue ☐ Partial Rejection ☐ Full Rejection

Manifest Reference Number:

17b. Alternate Facility (or Generator) U.S. EPA ID Number

Facility's Phone:

| 17c. Signature of Alternate Facility (or Generator) | Month | Day | Year |
|---|---|---|---|
| | | | |

18. Designated Facility Owner or Operator: Certification of receipt of materials covered by the manifest except as noted in Item 17a

| Printed/Typed Name | Signature | Month | Day | Year |
|---|---|---|---|---|
| | | | | |



GENERATOR'S/SHIPPER'S INITIAL COPY

# Appendix C

## Laboratory Analytical Report and Chain-of-Custody Documentation

Enthalpy Analytical
931 West Barkley Ave
Orange, CA 92868
(714) 771-6900

enthalpy.com

| | |
|---|---|
| Lab Job Number: | 499402 |
| Report Level: | II |
| Report Date: | 02/27/2024 |

**Analytical Report** *prepared for:*

Julie Munn
Arcadis
2300 Clayton Road
Suite 400
Concord, CA 94520

Project: SCUSD WESTWOOD - Westwood Elementary School / Project Number (30155232 task 02)

*Authorized for release by:*



Richard Villafania, Project Manager
richard.villafania@enthalpy.com

This data package has been reviewed for technical correctness and completeness. Release of this data has been authorized by the Laboratory Manager or the Manager's designee, as verified by the above signature which applies to this PDF file as well as any associated electronic data deliverable files. The results contained in this report meet all requirements of NELAP and pertain only to those samples which were submitted for analysis. This report may be reproduced only in its entirety.

CA ELAP# 1338, NELAP# 4038, SCAQMD LAP# 18LA0518, LACSD ID# 10105

ENTHALPY ANALYTICAL

# Sample Summary

Julie Munn
Arcadis
2300 Clayton Road
Suite 400
Concord, CA
94520

Lab Job #: 499402
Project No: SCUSD WESTWOOD
Location: Westwood Elementary School / Project Number (30155232 task 02)
Date Received: 01/04/24

| Sample ID | Lab ID | Collected | Matrix |
|---|---|---|---|
| CB0102-1-0.5 | 499402-001 | 01/04/24 09:45 | Soil |
| CB0102-2-0.5 | 499402-002 | 01/03/24 12:00 | Soil |
| CB0102-3-0.5 | 499402-003 | 01/03/24 10:30 | Soil |
| CB0102-4-0.5 | 499402-004 | 01/04/24 09:35 | Soil |
| CB0102-1-2.5 | 499402-005 | 01/04/24 09:50 | Soil |
| CB0102-2-2.5 | 499402-006 | 01/03/24 12:55 | Soil |
| CB0102-3-2.5 | 499402-007 | 01/03/24 10:35 | Soil |
| CB0102-4-2.5 | 499402-008 | 01/04/24 09:40 | Soil |
| DUP-4 | 499402-009 | 01/04/24 00:00 | Soil |
| DUP-2 | 499402-010 | 01/04/24 00:00 | Soil |
| CB305-1-0.5 | 499402-011 | 01/04/24 09:25 | Soil |
| CB0305-2-0.5 | 499402-012 | 01/04/24 09:15 | Soil |
| CB0305-3-0.5 | 499402-013 | 01/03/24 11:30 | Soil |
| CB0305-4-0.5 | 499402-014 | 01/03/24 10:20 | Soil |
| CB0305-1-2.5 | 499402-015 | 01/04/24 09:30 | Soil |
| CB0305-2-2.5 | 499402-016 | 01/04/24 09:20 | Soil |
| CB0305-3-2.5 | 499402-017 | 01/03/24 13:30 | Soil |
| CB0305-4-2.5 | 499402-018 | 01/03/24 10:25 | Soil |
| SD-1-0.5 | 499402-019 | 01/04/24 07:40 | Soil |
| SD-1-1.8 | 499402-020 | 01/04/24 07:45 | Soil |
| CB0607-1-0.5 | 499402-021 | 01/04/24 10:05 | Soil |
| CB0607-2-0.5 | 499402-022 | 01/03/24 13:50 | Soil |
| CB0607-3-0.5 | 499402-023 | 01/04/24 10:15 | Soil |
| CB0607-4-0.5 | 499402-024 | 01/03/24 14:00 | Soil |
| CB0607-1-2.5 | 499402-025 | 01/04/24 10:10 | Soil |
| CB0607-2-2.5 | 499402-026 | 01/03/24 13:55 | Soil |

ENTHALPY ANALYTICAL

# Sample Summary

Julie Munn
Arcadis
2300 Clayton Road
Suite 400
Concord, CA
94520

Lab Job #: 499402
Project No: SCUSD WESTWOOD
Location: Westwood Elementary School / Project Number (30155232 task 02)
Date Received: 01/04/24

| Sample ID | Lab ID | Collected | Matrix |
|---|---|---|---|
| CB0607-3-2.5 | 499402-027 | 01/04/24 10:20 | Soil |
| CB0607-4-2.5 | 499402-028 | 01/03/24 14:05 | Soil |
| CB0810-1-0.5 | 499402-029 | 01/04/24 10:30 | Soil |
| CB0810-2-0.5 | 499402-030 | 01/04/24 09:00 | Soil |
| CB0810-3-0.5 | 499402-031 | 01/03/24 14:05 | Soil |
| CB0810-4-0.5 | 499402-032 | 01/04/24 08:00 | Soil |
| CB0810-1-2.5 | 499402-033 | 01/04/24 10:35 | Soil |
| CB0810-2-2.5 | 499402-034 | 01/04/24 09:05 | Soil |
| CB0810-3-2.5 | 499402-035 | 01/03/24 14:10 | Soil |
| CB0810-4-2.5 | 499402-036 | 01/04/24 08:05 | Soil |
| DUP-3 | 499402-037 | 01/04/24 00:00 | Soil |
| MPB-1-0.5 | 499402-038 | 01/04/24 12:50 | Soil |
| MPB-1-2.5 | 499402-039 | 01/04/24 12:55 | Soil |
| MPB-2-0.5 | 499402-040 | 01/04/24 11:05 | Soil |
| MPB-2-2.5 | 499402-041 | 01/04/24 11:10 | Soil |
| MPB-3-0.5 | 499402-042 | 01/03/24 13:00 | Soil |
| MPB-3-2.1 | 499402-043 | 01/03/24 13:05 | Soil |
| MPB-4-0.5 | 499402-044 | 01/04/24 10:50 | Soil |
| MPB-4-2.5 | 499402-045 | 01/04/24 10:55 | Soil |
| DUP-1 | 499402-046 | 01/04/24 00:00 | Soil |
| PC-1-0.5 | 499402-047 | 01/03/24 09:40 | Soil |
| PC-2-0.5 | 499402-048 | 01/03/24 09:25 | Soil |
| PC-1-2.5 | 499402-049 | 01/03/24 09:45 | Soil |
| PC-2-2.5 | 499402-050 | 01/03/24 09:35 | Soil |
| PL-1-0.5 | 499402-051 | 01/04/24 12:35 | Soil |
| PL-2-0.5 | 499402-052 | 01/04/24 13:20 | Soil |

ENTHALPY ANALYTICAL

# Sample Summary

| | | |
|---|---|---|
| Julie Munn<br>Arcadis<br>2300 Clayton Road<br>Suite 400<br>Concord, CA<br>94520 | Lab Job #:<br>Project No:<br>Location:<br><br>Date Received: | 499402<br>SCUSD WESTWOOD<br>Westwood Elementary School / Project Number (30155232 task 02)<br>01/04/24 |

| Sample ID | Lab ID | Collected | Matrix |
|---|---|---|---|
| PL-1-3.1 | 499402-053 | 01/04/24 12:40 | Soil |
| PL-2-2.5 | 499402-054 | 01/04/24 13:25 | Soil |
| DUP-5 | 499402-055 | 01/04/24 00:00 | Soil |
| DUP-6 | 499402-056 | 01/04/24 00:00 | Soil |

ENTHALPY ANALYTICAL

# Case Narrative

| | | |
|---|---|---|
| Arcadis<br>2300 Clayton Road<br>Suite 400<br>Concord, CA 94520<br>Julie Munn | Lab Job Number: | 499402 |
| | Project No: | SCUSD WESTWOOD |
| | Location: | Westwood Elementary School / Project Number (30155232 task 02) |
| | Date Received: | 01/04/24 |

- This data package contains sample and QC results for fifty six soil samples, requested for the above referenced project on 01/04/24. The samples were received cold and intact.
- 02/27/24 - Supplement report issued to amend the Thallium data to the MDL.

**TPH-Extractables by GC (EPA 8015M):**

- PL-1-0.5 (lab # 499402-051), PL-2-0.5 (lab # 499402-052), and DUP-6 (lab # 499402-056) were diluted due to the viscous nature and dark color of the sample extracts.
- No other analytical problems were encountered.

**Volatile Organics by GC/MS (EPA 8260B):**

No analytical problems were encountered.

**Pesticides (EPA 8081A):**

- High recovery was observed for 4,4'-DDE in the MSD of DUP-6 (lab # 499402-056); the LCS was within limits, the associated RPD was within limits, and this analyte was not detected at or above the RL in the associated samples.
- High recovery was observed for 4,4'-DDE in the MS of CB0102-1-0.5 (lab # 499402-001); the LCS was within limits, and the associated RPD was within limits.
- High recovery was observed for endosulfan II in the MS for batch 329977; the parent sample was not a project sample, the LCS was within limits, the associated RPD was within limits, and this analyte was not detected at or above the RL in the associated samples.
- One or more samples were diluted due to the viscous nature and dark color of the sample extracts.
- CB0810-4-0.5 (lab # 499402-032) and MPB-2-0.5 (lab # 499402-040) were diluted the viscous nature and dark color of the sample extracts.
- No other analytical problems were encountered.

**Metals (EPA 6020 and EPA 7471A):**

- Low recoveries were observed for antimony in the MS/MSD of CB0305-2-0.5 (lab # 499402-012); the LCS was within limits, and the associated RPD was within limits. High recovery was observed for barium in the MS of CB0305-2-0.5 (lab # 499402-012); the LCS was within limits, and the associated RPD was within limits.
- Low recoveries were observed for antimony in the MS/MSD of PC-1-0.5 (lab # 499402-047); the LCS was within limits, and the associated RPD was within limits. High recoveries were observed for chromium and nickel in the MSD of PC-1-0.5 (lab # 499402-047); the LCS was within limits. High RPD was also observed for chromium and nickel in the MS/MSD of PC-1-0.5 (lab # 499402-047).
- Low recoveries were observed for antimony in the MS/MSD for batch 329964; the parent sample was not a project sample, the LCS was within limits, and the associated RPD was within limits. High recoveries were observed for barium and zinc; the LCS was within limits, and the associated RPDs were within limits.
- Low recoveries were observed for antimony in the MS/MSD for batch 330965; the parent sample was not a project sample, the LCS was within limits, and the associated RPD was within limits.
- Thallium was detected between the MDL and the RL in the method blank for batch 329964; this analyte was not detected in samples at or above the RL.
- Thallium was detected between the MDL and the RL in the method blank for batch 330965; this analyte was not detected in samples at or above the RL.
- No other analytical problems were encountered.

**Asbestos by TEM (TEM):**

No analytical problems were encountered.

**Asbestos by PLM (EPA 600/R-93-116):**

SGS Forensic in Hayward, CA performed the analysis (see sublab report section for certifications). Please see the SGS Forensic case narrative.

ENTHALPY ANALYTICAL

# Detection Summary

Julie Munn
Arcadis
2300 Clayton Road
Suite 400
Concord, CA 94520

Lab Job #: 499402
Project No: SCUSD WESTWOOD
Location: Westwood Elementary School / Project Number (30155232 task 02)
Date Received: 01/04/24

**Sample ID: CB0102-1-0.5** **Lab ID: 499402-001** **Collected: 01/04/24 09:45**
**Matrix: Soil**

| 499402-001 Analyte | Result | Qual | Units | RL | MDL |
|---|---|---|---|---|---|
| Method: EPA 6020<br>Prep Method: EPA 3050B | | | | | |
| Arsenic | **28** | | mg/Kg | 0.97 | |
| Barium | **190** | | mg/Kg | 0.97 | |
| Cadmium | **0.64** | | mg/Kg | 0.49 | |
| Chromium | **58** | | mg/Kg | 0.97 | |
| Cobalt | **14** | | mg/Kg | 0.97 | |
| Copper | **34** | | mg/Kg | 0.97 | |
| Lead | **19** | | mg/Kg | 0.49 | |
| Nickel | **88** | | mg/Kg | 0.97 | |
| Thallium | **0.57** | J | mg/Kg | 0.97 | 0.032 |
| Vanadium | **43** | | mg/Kg | 1.9 | |
| Zinc | **95** | | mg/Kg | 4.9 | |
| Method: EPA 8081A<br>Prep Method: EPA 3546 | | | | | |
| gamma-BHC | **12** | | ug/Kg | 5.0 | |
| Heptachlor epoxide | **9.8** | | ug/Kg | 5.0 | |
| Dieldrin | **5.7** | C | ug/Kg | 5.0 | |
| 4,4'-DDE | **100** | | ug/Kg | 5.0 | |
| 4,4'-DDT | **58** | | ug/Kg | 5.0 | |
| Chlordane (Technical) | **270** | | ug/Kg | 50 | |

**Sample ID: CB0102-2-0.5** **Lab ID: 499402-002** **Collected: 01/03/24 12:00**
**Matrix: Soil**

| 499402-002 Analyte | Result | Qual | Units | RL | MDL |
|---|---|---|---|---|---|
| Method: EPA 6020<br>Prep Method: EPA 3050B | | | | | |
| Arsenic | **4.8** | | mg/Kg | 0.97 | |
| Barium | **180** | | mg/Kg | 0.97 | |
| Chromium | **68** | | mg/Kg | 0.97 | |
| Cobalt | **17** | | mg/Kg | 0.97 | |
| Copper | **43** | | mg/Kg | 0.97 | |
| Lead | **7.4** | | mg/Kg | 0.49 | |
| Nickel | **72** | | mg/Kg | 0.97 | |
| Thallium | **0.21** | B,J | mg/Kg | 0.97 | 0.032 |
| Vanadium | **75** | | mg/Kg | 1.9 | |
| Zinc | **65** | | mg/Kg | 4.9 | |



Results for any subcontracted analyses are not included in this summary. Data qualifiers and additional information necessary for the interpretation of the test results are contained in the PDF file and may not be included in this summary.

ENTHALPY ANALYTICAL

# Detection Summary

| Sample ID: CB0102-3-0.5 | Lab ID: 499402-003 | Collected: 01/03/24 10:30 |
|---|---|---|
| | Matrix: Soil | |

| 499402-003 Analyte | Result | Qual | Units | RL | MDL |
|---|---|---|---|---|---|
| Method: EPA 6020<br>Prep Method: EPA 3050B | | | | | |
| Arsenic | **5.8** | | mg/Kg | 0.96 | |
| Barium | **190** | | mg/Kg | 0.96 | |
| Chromium | **69** | | mg/Kg | 0.96 | |
| Cobalt | **18** | | mg/Kg | 0.96 | |
| Copper | **42** | | mg/Kg | 0.96 | |
| Lead | **13** | | mg/Kg | 0.48 | |
| Nickel | **84** | | mg/Kg | 0.96 | |
| Thallium | **0.39** | B,J | mg/Kg | 0.96 | 0.031 |
| Vanadium | **64** | | mg/Kg | 1.9 | |
| Zinc | **88** | | mg/Kg | 4.8 | |
| Method: EPA 8081A<br>Prep Method: EPA 3546 | | | | | |
| 4,4'-DDE | **52** | | ug/Kg | 5.1 | |
| 4,4'-DDT | **87** | | ug/Kg | 5.1 | |

| Sample ID: CB0102-4-0.5 | Lab ID: 499402-004 | Collected: 01/04/24 09:35 |
|---|---|---|
| | Matrix: Soil | |

| 499402-004 Analyte | Result | Qual | Units | RL | MDL |
|---|---|---|---|---|---|
| Method: EPA 6020<br>Prep Method: EPA 3050B | | | | | |
| Arsenic | **7.0** | | mg/Kg | 0.97 | |
| Barium | **160** | | mg/Kg | 0.97 | |
| Chromium | **59** | | mg/Kg | 0.97 | |
| Cobalt | **14** | | mg/Kg | 0.97 | |
| Copper | **36** | | mg/Kg | 0.97 | |
| Lead | **12** | | mg/Kg | 0.49 | |
| Nickel | **84** | | mg/Kg | 0.97 | |
| Thallium | **0.29** | B,J | mg/Kg | 0.97 | 0.032 |
| Vanadium | **47** | | mg/Kg | 1.9 | |
| Zinc | **79** | | mg/Kg | 4.9 | |
| Method: EPA 8081A<br>Prep Method: EPA 3546 | | | | | |
| 4,4'-DDE | **11** | | ug/Kg | 4.9 | |
| 4,4'-DDT | **14** | C | ug/Kg | 4.9 | |
| Chlordane (Technical) | **120** | | ug/Kg | 49 | |



Results for any subcontracted analyses are not included in this summary. Data qualifiers and additional information necessary for the interpretation of the test results are contained in the PDF file and may not be included in this summary.

ENTHALPY ANALYTICAL

# Detection Summary

| Sample ID: CB0102-1-2.5 | Lab ID: 499402-005 | Collected: 01/04/24 09:50 |
|---|---|---|
| | Matrix: Soil | |

| 499402-005 Analyte | Result | Qual | Units | RL | MDL |
|---|---|---|---|---|---|
| Method: EPA 6020<br>Prep Method: EPA 3050B | | | | | |
| Arsenic | **6.1** | | mg/Kg | 1.0 | |
| Barium | **180** | | mg/Kg | 1.0 | |
| Chromium | **64** | | mg/Kg | 1.0 | |
| Cobalt | **15** | | mg/Kg | 1.0 | |
| Copper | **35** | | mg/Kg | 1.0 | |
| Lead | **9.6** | | mg/Kg | 0.50 | |
| Nickel | **86** | | mg/Kg | 1.0 | |
| Thallium | **0.20** | B,J | mg/Kg | 1.0 | 0.033 |
| Vanadium | **54** | | mg/Kg | 2.0 | |
| Zinc | **82** | | mg/Kg | 5.0 | |

| Sample ID: CB0102-2-2.5 | Lab ID: 499402-006 | Collected: 01/03/24 12:55 |
|---|---|---|
| | Matrix: Soil | |

| 499402-006 Analyte | Result | Qual | Units | RL | MDL |
|---|---|---|---|---|---|
| Method: EPA 8081A<br>Prep Method: EPA 3546 | | | | | |
| 4,4'-DDE | **15** | | ug/Kg | 5.0 | |
| 4,4'-DDT | **16** | | ug/Kg | 5.0 | |

| Sample ID: CB0102-3-2.5 | Lab ID: 499402-007 | Collected: 01/03/24 10:35 |
|---|---|---|

## No Detections

| Sample ID: CB0102-4-2.5 | Lab ID: 499402-008 | Collected: 01/04/24 09:40 |
|---|---|---|

## No Detections

| Sample ID: DUP-4 | Lab ID: 499402-009 | Collected: 01/04/24 |
|---|---|---|
| | Matrix: Soil | |

| 499402-009 Analyte | Result | Qual | Units | RL | MDL |
|---|---|---|---|---|---|
| Method: EPA 6020<br>Prep Method: EPA 3050B | | | | | |
| Arsenic | **1.9** | | mg/Kg | 0.98 | |
| Barium | **110** | | mg/Kg | 0.98 | |
| Chromium | **42** | | mg/Kg | 0.98 | |
| Cobalt | **8.3** | | mg/Kg | 0.98 | |
| Copper | **22** | | mg/Kg | 0.98 | |
| Lead | **4.9** | | mg/Kg | 0.49 | |
| Nickel | **55** | | mg/Kg | 0.98 | |
| Thallium | **0.15** | B,J | mg/Kg | 0.98 | 0.032 |
| Vanadium | **40** | | mg/Kg | 2.0 | |
| Zinc | **57** | | mg/Kg | 4.9 | |


Results for any subcontracted analyses are not included in this summary. Data qualifiers and additional information necessary for the interpretation of the test results are contained in the PDF file and may not be included in this summary.

ENTHALPY ANALYTICAL

# Detection Summary

| Sample ID: DUP-2 | Lab ID: 499402-010 | Collected: 01/04/24 |
|---|---|---|
| | Matrix: Soil | |

| 499402-010 Analyte | Result | Qual | Units | RL | MDL |
|---|---|---|---|---|---|
| Method: EPA 6020<br>Prep Method: EPA 3050B | | | | | |
| Arsenic | **21** | | mg/Kg | 0.96 | |
| Barium | **190** | | mg/Kg | 0.96 | |
| Chromium | **65** | | mg/Kg | 0.96 | |
| Cobalt | **15** | | mg/Kg | 0.96 | |
| Copper | **36** | | mg/Kg | 0.96 | |
| Lead | **19** | | mg/Kg | 0.48 | |
| Nickel | **92** | | mg/Kg | 0.96 | |
| Thallium | **0.15** | B,J | mg/Kg | 0.96 | 0.031 |
| Vanadium | **47** | | mg/Kg | 1.9 | |
| Zinc | **100** | | mg/Kg | 4.8 | |
| Method: EPA 8081A<br>Prep Method: EPA 3546 | | | | | |
| gamma-BHC | **12** | | ug/Kg | 5.1 | |
| Heptachlor epoxide | **9.1** | | ug/Kg | 5.1 | |
| Dieldrin | **6.0** | C | ug/Kg | 5.1 | |
| 4,4'-DDE | **120** | | ug/Kg | 5.1 | |
| 4,4'-DDT | **48** | | ug/Kg | 5.1 | |
| Chlordane (Technical) | **250** | | ug/Kg | 51 | |

| Sample ID: CB305-1-0.5 | Lab ID: 499402-011 | Collected: 01/04/24 09:25 |
|---|---|---|
| | Matrix: Soil | |

| 499402-011 Analyte | Result | Qual | Units | RL | MDL |
|---|---|---|---|---|---|
| Method: EPA 6020<br>Prep Method: EPA 3050B | | | | | |
| Arsenic | **6.3** | | mg/Kg | 0.98 | |
| Barium | **200** | | mg/Kg | 0.98 | |
| Chromium | **68** | | mg/Kg | 0.98 | |
| Cobalt | **16** | | mg/Kg | 0.98 | |
| Copper | **38** | | mg/Kg | 0.98 | |
| Lead | **12** | | mg/Kg | 0.49 | |
| Nickel | **87** | | mg/Kg | 0.98 | |
| Thallium | **0.25** | B,J | mg/Kg | 0.98 | 0.032 |
| Vanadium | **60** | | mg/Kg | 2.0 | |
| Zinc | **91** | | mg/Kg | 4.9 | |
| Method: EPA 8081A<br>Prep Method: EPA 3546 | | | | | |
| 4,4'-DDE | **11** | | ug/Kg | 5.1 | |
| 4,4'-DDT | **12** | | ug/Kg | 5.1 | |



Results for any subcontracted analyses are not included in this summary. Data qualifiers and additional information necessary for the interpretation of the test results are contained in the PDF file and may not be included in this summary.

ENTHALPY ANALYTICAL

# Detection Summary

| Sample ID: CB0305-2-0.5 | Lab ID: 499402-012 | Collected: 01/04/24 09:15 |
|---|---|---|
| | Matrix: Soil | |

| 499402-012 Analyte | Result | Qual | Units | RL | MDL |
|---|---|---|---|---|---|
| Method: EPA 6020<br>Prep Method: EPA 3050B | | | | | |
| Arsenic | **15** | | mg/Kg | 0.97 | |
| Barium | **160** | | mg/Kg | 0.97 | |
| Chromium | **57** | | mg/Kg | 0.97 | |
| Cobalt | **14** | | mg/Kg | 0.97 | |
| Copper | **33** | | mg/Kg | 0.97 | |
| Lead | **19** | | mg/Kg | 0.49 | |
| Nickel | **89** | | mg/Kg | 0.97 | |
| Thallium | **0.23** | J | mg/Kg | 0.97 | 0.032 |
| Vanadium | **45** | | mg/Kg | 1.9 | |
| Zinc | **120** | | mg/Kg | 4.9 | |
| Method: EPA 8081A<br>Prep Method: EPA 3546 | | | | | |
| Heptachlor epoxide | **7.0** | | ug/Kg | 5.1 | |
| 4,4'-DDE | **26** | | ug/Kg | 5.1 | |
| 4,4'-DDT | **51** | | ug/Kg | 5.1 | |
| Chlordane (Technical) | **370** | | ug/Kg | 51 | |

| Sample ID: CB0305-3-0.5 | Lab ID: 499402-013 | Collected: 01/03/24 11:30 |
|---|---|---|
| | Matrix: Soil | |

| 499402-013 Analyte | Result | Qual | Units | RL | MDL |
|---|---|---|---|---|---|
| Method: EPA 6020<br>Prep Method: EPA 3050B | | | | | |
| Arsenic | **4.6** | | mg/Kg | 0.98 | |
| Barium | **140** | | mg/Kg | 0.98 | |
| Chromium | **70** | | mg/Kg | 0.98 | |
| Cobalt | **16** | | mg/Kg | 0.98 | |
| Copper | **38** | | mg/Kg | 0.98 | |
| Lead | **7.7** | | mg/Kg | 0.49 | |
| Nickel | **73** | | mg/Kg | 0.98 | |
| Thallium | **0.15** | J | mg/Kg | 0.98 | 0.032 |
| Vanadium | **77** | | mg/Kg | 2.0 | |
| Zinc | **60** | | mg/Kg | 4.9 | |



Results for any subcontracted analyses are not included in this summary. Data qualifiers and additional information necessary for the interpretation of the test results are contained in the PDF file and may not be included in this summary.

ENTHALPY ANALYTICAL

# Detection Summary

| Sample ID: CB0305-4-0.5 | Lab ID: 499402-014 | Collected: 01/03/24 10:20 |
|---|---|---|
| | Matrix: Soil | |

| 499402-014 Analyte | Result | Qual | Units | RL | MDL |
|---|---|---|---|---|---|
| Method: EPA 6020<br>Prep Method: EPA 3050B | | | | | |
| Arsenic | **5.9** | | mg/Kg | 0.95 | |
| Barium | **190** | | mg/Kg | 0.95 | |
| Chromium | **66** | | mg/Kg | 0.95 | |
| Cobalt | **17** | | mg/Kg | 0.95 | |
| Copper | **41** | | mg/Kg | 0.95 | |
| Lead | **16** | | mg/Kg | 0.48 | |
| Nickel | **82** | | mg/Kg | 0.95 | |
| Thallium | **0.19** | J | mg/Kg | 0.95 | 0.031 |
| Vanadium | **57** | | mg/Kg | 1.9 | |
| Zinc | **86** | | mg/Kg | 4.8 | |

| Sample ID: CB0305-1-2.5 | Lab ID: 499402-015 | Collected: 01/04/24 09:30 |
|---|---|---|

## No Detections

| Sample ID: CB0305-2-2.5 | Lab ID: 499402-016 | Collected: 01/04/24 09:20 |
|---|---|---|
| | Matrix: Soil | |

| 499402-016 Analyte | Result | Qual | Units | RL | MDL |
|---|---|---|---|---|---|
| Method: EPA 6020<br>Prep Method: EPA 3050B | | | | | |
| Arsenic | **5.8** | | mg/Kg | 1.0 | |
| Barium | **170** | | mg/Kg | 1.0 | |
| Chromium | **62** | | mg/Kg | 1.0 | |
| Cobalt | **15** | | mg/Kg | 1.0 | |
| Copper | **35** | | mg/Kg | 1.0 | |
| Lead | **9.4** | | mg/Kg | 0.50 | |
| Nickel | **82** | | mg/Kg | 1.0 | |
| Thallium | **0.19** | B,J | mg/Kg | 1.0 | 0.033 |
| Vanadium | **52** | | mg/Kg | 2.0 | |
| Zinc | **82** | | mg/Kg | 5.0 | |

| Sample ID: CB0305-3-2.5 | Lab ID: 499402-017 | Collected: 01/03/24 13:30 |
|---|---|---|
| | Matrix: Soil | |

| 499402-017 Analyte | Result | Qual | Units | RL | MDL |
|---|---|---|---|---|---|
| Method: EPA 8081A<br>Prep Method: EPA 3546 | | | | | |
| 4,4'-DDT | **38** | | ug/Kg | 5.0 | |



Results for any subcontracted analyses are not included in this summary. Data qualifiers and additional information necessary for the interpretation of the test results are contained in the PDF file and may not be included in this summary.

ENTHALPY ANALYTICAL

# Detection Summary

| Sample ID: CB0305-4-2.5 | Lab ID: 499402-018 | Collected: 01/03/24 10:25 |
|---|---|---|
| | Matrix: Soil | |

| 499402-018 Analyte | Result | Qual | Units | RL | MDL |
|---|---|---|---|---|---|
| Method: EPA 8081A<br>Prep Method: EPA 3546 | | | | | |
| 4,4'-DDT | **18** | | ug/Kg | 5.1 | |

| Sample ID: SD-1-0.5 | Lab ID: 499402-019 | Collected: 01/04/24 07:40 |
|---|---|---|
| | Matrix: Soil | |

| 499402-019 Analyte | Result | Qual | Units | RL | MDL |
|---|---|---|---|---|---|
| Method: EPA 6020<br>Prep Method: EPA 3050B | | | | | |
| Arsenic | **2.1** | | mg/Kg | 0.97 | |
| Barium | **130** | | mg/Kg | 0.97 | |
| Chromium | **37** | | mg/Kg | 0.97 | |
| Cobalt | **9.0** | | mg/Kg | 0.97 | |
| Copper | **32** | | mg/Kg | 0.97 | |
| Lead | **6.0** | | mg/Kg | 0.49 | |
| Nickel | **57** | | mg/Kg | 0.97 | |
| Thallium | **0.096** | J | mg/Kg | 0.97 | 0.032 |
| Vanadium | **43** | | mg/Kg | 1.9 | |
| Zinc | **67** | | mg/Kg | 4.9 | |

| Sample ID: SD-1-1.8 | Lab ID: 499402-020 | Collected: 01/04/24 07:45 |
|---|---|---|
| | Matrix: Soil | |

| 499402-020 Analyte | Result | Qual | Units | RL | MDL |
|---|---|---|---|---|---|
| Method: EPA 6020<br>Prep Method: EPA 3050B | | | | | |
| Arsenic | **4.9** | | mg/Kg | 0.98 | |
| Barium | **160** | | mg/Kg | 0.98 | |
| Chromium | **71** | | mg/Kg | 0.98 | |
| Cobalt | **17** | | mg/Kg | 0.98 | |
| Copper | **47** | | mg/Kg | 0.98 | |
| Lead | **19** | | mg/Kg | 0.49 | |
| Nickel | **92** | | mg/Kg | 0.98 | |
| Thallium | **0.18** | J | mg/Kg | 0.98 | 0.032 |
| Vanadium | **55** | | mg/Kg | 2.0 | |
| Zinc | **260** | | mg/Kg | 4.9 | |



Results for any subcontracted analyses are not included in this summary. Data qualifiers and additional information necessary for the interpretation of the test results are contained in the PDF file and may not be included in this summary.

ENTHALPY ANALYTICAL

# Detection Summary

| Sample ID: CB0607-1-0.5 | Lab ID: 499402-021 | Collected: 01/04/24 10:05 |
|---|---|---|
| | Matrix: Soil | |

| 499402-021 Analyte | Result | Qual | Units | RL | MDL |
|---|---|---|---|---|---|
| Method: EPA 6020<br>Prep Method: EPA 3050B | | | | | |
| Arsenic | **4.4** | | mg/Kg | 0.98 | |
| Barium | **180** | | mg/Kg | 0.98 | |
| Chromium | **65** | | mg/Kg | 0.98 | |
| Cobalt | **18** | | mg/Kg | 0.98 | |
| Copper | **42** | | mg/Kg | 0.98 | |
| Lead | **7.4** | | mg/Kg | 0.49 | |
| Nickel | **70** | | mg/Kg | 0.98 | |
| Thallium | **0.11** | J | mg/Kg | 0.98 | 0.032 |
| Vanadium | **71** | | mg/Kg | 2.0 | |
| Zinc | **62** | | mg/Kg | 4.9 | |

| Sample ID: CB0607-2-0.5 | Lab ID: 499402-022 | Collected: 01/03/24 13:50 |
|---|---|---|
| | Matrix: Soil | |

| 499402-022 Analyte | Result | Qual | Units | RL | MDL |
|---|---|---|---|---|---|
| Method: EPA 6020<br>Prep Method: EPA 3050B | | | | | |
| Arsenic | **5.0** | | mg/Kg | 0.96 | |
| Barium | **190** | | mg/Kg | 0.96 | |
| Chromium | **64** | | mg/Kg | 0.96 | |
| Cobalt | **16** | | mg/Kg | 0.96 | |
| Copper | **41** | | mg/Kg | 0.96 | |
| Lead | **7.6** | | mg/Kg | 0.48 | |
| Nickel | **77** | | mg/Kg | 0.96 | |
| Thallium | **0.10** | J | mg/Kg | 0.96 | 0.031 |
| Vanadium | **69** | | mg/Kg | 1.9 | |
| Zinc | **61** | | mg/Kg | 4.8 | |
| Method: EPA 8081A<br>Prep Method: EPA 3546 | | | | | |
| 4,4'-DDT | **12** | | ug/Kg | 5.1 | |



Results for any subcontracted analyses are not included in this summary. Data qualifiers and additional information necessary for the interpretation of the test results are contained in the PDF file and may not be included in this summary.

ENTHALPY ANALYTICAL

# Detection Summary

| Sample ID: CB0607-3-0.5 | Lab ID: 499402-023 | Collected: 01/04/24 10:15 |
|---|---|---|
| | Matrix: Soil | |

| 499402-023 Analyte | Result | Qual | Units | RL | MDL |
|---|---|---|---|---|---|
| Method: EPA 6020<br>Prep Method: EPA 3050B | | | | | |
| Arsenic | **9.9** | | mg/Kg | 0.95 | |
| Barium | **160** | | mg/Kg | 0.95 | |
| Chromium | **56** | | mg/Kg | 0.95 | |
| Cobalt | **13** | | mg/Kg | 0.95 | |
| Copper | **32** | | mg/Kg | 0.95 | |
| Lead | **22** | | mg/Kg | 0.48 | |
| Nickel | **82** | | mg/Kg | 0.95 | |
| Thallium | **0.13** | J | mg/Kg | 0.95 | 0.031 |
| Vanadium | **45** | | mg/Kg | 1.9 | |
| Zinc | **170** | | mg/Kg | 4.8 | |
| Method: EPA 8081A<br>Prep Method: EPA 3546 | | | | | |
| Heptachlor epoxide | **7.6** | | ug/Kg | 5.1 | |
| 4,4'-DDE | **24** | | ug/Kg | 5.1 | |
| 4,4'-DDT | **31** | | ug/Kg | 5.1 | |
| Chlordane (Technical) | **360** | | ug/Kg | 51 | |

| Sample ID: CB0607-4-0.5 | Lab ID: 499402-024 | Collected: 01/03/24 14:00 |
|---|---|---|
| | Matrix: Soil | |

| 499402-024 Analyte | Result | Qual | Units | RL | MDL |
|---|---|---|---|---|---|
| Method: EPA 6020<br>Prep Method: EPA 3050B | | | | | |
| Arsenic | **3.3** | | mg/Kg | 0.96 | |
| Barium | **150** | | mg/Kg | 0.96 | |
| Chromium | **53** | | mg/Kg | 0.96 | |
| Cobalt | **51** | | mg/Kg | 0.96 | |
| Copper | **72** | | mg/Kg | 0.96 | |
| Lead | **5.7** | | mg/Kg | 0.48 | |
| Nickel | **63** | | mg/Kg | 0.96 | |
| Thallium | **0.078** | J | mg/Kg | 0.96 | 0.031 |
| Vanadium | **56** | | mg/Kg | 1.9 | |
| Zinc | **55** | | mg/Kg | 4.8 | |

| Sample ID: CB0607-1-2.5 | Lab ID: 499402-025 | Collected: 01/04/24 10:10 |
|---|---|---|

## No Detections

| Sample ID: CB0607-2-2.5 | Lab ID: 499402-026 | Collected: 01/03/24 13:55 |
|---|---|---|

## No Detections



Results for any subcontracted analyses are not included in this summary. Data qualifiers and additional information necessary for the interpretation of the test results are contained in the PDF file and may not be included in this summary.

ENTHALPY ANALYTICAL

# Detection Summary

| Sample ID: CB0607-3-2.5 | Lab ID: 499402-027 | Collected: 01/04/24 10:20 |
|---|---|---|

## No Detections

| Sample ID: CB0607-4-2.5 | Lab ID: 499402-028 | Collected: 01/03/24 14:05 |
|---|---|---|
| | Matrix: Soil | |

| 499402-028 Analyte | Result | Qual | Units | RL | MDL |
|---|---|---|---|---|---|
| Method: EPA 6020<br>Prep Method: EPA 3050B | | | | | |
| Arsenic | **5.1** | | mg/Kg | 0.97 | |
| Barium | **160** | | mg/Kg | 0.97 | |
| Chromium | **64** | | mg/Kg | 0.97 | |
| Cobalt | **14** | | mg/Kg | 0.97 | |
| Copper | **34** | | mg/Kg | 0.97 | |
| Lead | **8.4** | | mg/Kg | 0.49 | |
| Nickel | **82** | | mg/Kg | 0.97 | |
| Thallium | **0.15** | B,J | mg/Kg | 0.97 | 0.032 |
| Vanadium | **49** | | mg/Kg | 1.9 | |
| Zinc | **78** | | mg/Kg | 4.9 | |

| Sample ID: CB0810-1-0.5 | Lab ID: 499402-029 | Collected: 01/04/24 10:30 |
|---|---|---|
| | Matrix: Soil | |

| 499402-029 Analyte | Result | Qual | Units | RL | MDL |
|---|---|---|---|---|---|
| Method: EPA 6020<br>Prep Method: EPA 3050B | | | | | |
| Arsenic | **6.1** | | mg/Kg | 0.96 | |
| Barium | **170** | | mg/Kg | 0.96 | |
| Chromium | **63** | | mg/Kg | 0.96 | |
| Cobalt | **15** | | mg/Kg | 0.96 | |
| Copper | **34** | | mg/Kg | 0.96 | |
| Lead | **12** | | mg/Kg | 0.48 | |
| Nickel | **84** | | mg/Kg | 0.96 | |
| Thallium | **0.18** | J | mg/Kg | 0.96 | 0.031 |
| Vanadium | **52** | | mg/Kg | 1.9 | |
| Zinc | **130** | | mg/Kg | 4.8 | |
| Method: EPA 8081A<br>Prep Method: EPA 3546 | | | | | |
| 4,4'-DDE | **32** | | ug/Kg | 4.9 | |
| 4,4'-DDT | **19** | | ug/Kg | 4.9 | |



Results for any subcontracted analyses are not included in this summary. Data qualifiers and additional information necessary for the interpretation of the test results are contained in the PDF file and may not be included in this summary.

ENTHALPY ANALYTICAL

# Detection Summary

**Sample ID: CB0810-2-0.5** **Lab ID: 499402-030** **Collected: 01/04/24 09:00**
**Matrix: Soil**

| 499402-030 Analyte | Result | Qual | Units | RL | MDL |
|---|---|---|---|---|---|
| Method: EPA 6020<br>Prep Method: EPA 3050B | | | | | |
| Arsenic | **4.8** | | mg/Kg | 0.96 | |
| Barium | **220** | | mg/Kg | 0.96 | |
| Chromium | **85** | | mg/Kg | 0.96 | |
| Cobalt | **32** | | mg/Kg | 0.96 | |
| Copper | **56** | | mg/Kg | 0.96 | |
| Lead | **7.3** | | mg/Kg | 0.48 | |
| Nickel | **75** | | mg/Kg | 0.96 | |
| Thallium | **0.080** | J | mg/Kg | 0.96 | 0.031 |
| Vanadium | **79** | | mg/Kg | 1.9 | |
| Zinc | **69** | | mg/Kg | 4.8 | |

**Sample ID: CB0810-3-0.5** **Lab ID: 499402-031** **Collected: 01/03/24 14:05**
**Matrix: Soil**

| 499402-031 Analyte | Result | Qual | Units | RL | MDL |
|---|---|---|---|---|---|
| Method: EPA 6020<br>Prep Method: EPA 3050B | | | | | |
| Arsenic | **5.3** | | mg/Kg | 0.98 | |
| Barium | **240** | | mg/Kg | 0.98 | |
| Chromium | **83** | | mg/Kg | 0.98 | |
| Cobalt | **23** | | mg/Kg | 0.98 | |
| Copper | **51** | | mg/Kg | 0.98 | |
| Lead | **9.7** | | mg/Kg | 0.49 | |
| Nickel | **78** | | mg/Kg | 0.98 | |
| Thallium | **0.11** | J | mg/Kg | 0.98 | 0.032 |
| Vanadium | **85** | | mg/Kg | 2.0 | |
| Zinc | **68** | | mg/Kg | 4.9 | |

**Sample ID: CB0810-4-0.5** **Lab ID: 499402-032** **Collected: 01/04/24 08:00**
**Matrix: Soil**

| 499402-032 Analyte | Result | Qual | Units | RL | MDL |
|---|---|---|---|---|---|
| Method: EPA 6020<br>Prep Method: EPA 3050B | | | | | |
| Arsenic | **5.3** | | mg/Kg | 0.96 | |
| Barium | **200** | | mg/Kg | 0.96 | |
| Chromium | **67** | | mg/Kg | 0.96 | |
| Cobalt | **16** | | mg/Kg | 0.96 | |
| Copper | **43** | | mg/Kg | 0.96 | |
| Lead | **7.3** | | mg/Kg | 0.48 | |
| Nickel | **73** | | mg/Kg | 0.96 | |
| Thallium | **0.078** | J | mg/Kg | 0.96 | 0.031 |
| Vanadium | **74** | | mg/Kg | 1.9 | |
| Zinc | **61** | | mg/Kg | 4.8 | |


Results for any subcontracted analyses are not included in this summary. Data qualifiers and additional information necessary for the interpretation of the test results are contained in the PDF file and may not be included in this summary.

ENTHALPY ANALYTICAL

# Detection Summary

| Sample ID: CB0810-1-2.5 | Lab ID: 499402-033 | Collected: 01/04/24 10:35 |
|---|---|---|

## No Detections

| Sample ID: CB0810-2-2.5 | Lab ID: 499402-034 | Collected: 01/04/24 09:05 |
|---|---|---|
| | Matrix: Soil | |

| 499402-034 Analyte | Result | Qual | Units | RL | MDL |
|---|---|---|---|---|---|
| Method: EPA 6020<br>Prep Method: EPA 3050B | | | | | |
| Arsenic | **5.6** | | mg/Kg | 0.96 | |
| Barium | **170** | | mg/Kg | 0.96 | |
| Chromium | **60** | | mg/Kg | 0.96 | |
| Cobalt | **15** | | mg/Kg | 0.96 | |
| Copper | **36** | | mg/Kg | 0.96 | |
| Lead | **11** | | mg/Kg | 0.48 | |
| Nickel | **79** | | mg/Kg | 0.96 | |
| Thallium | **0.16** | B,J | mg/Kg | 0.96 | 0.031 |
| Vanadium | **50** | | mg/Kg | 1.9 | |
| Zinc | **86** | | mg/Kg | 4.8 | |
| Method: EPA 8081A<br>Prep Method: EPA 3546 | | | | | |
| 4,4'-DDE | **21** | | ug/Kg | 5.0 | |
| 4,4'-DDT | **15** | | ug/Kg | 5.0 | |

| Sample ID: CB0810-3-2.5 | Lab ID: 499402-035 | Collected: 01/03/24 14:10 |
|---|---|---|
| | Matrix: Soil | |

| 499402-035 Analyte | Result | Qual | Units | RL | MDL |
|---|---|---|---|---|---|
| Method: EPA 8081A<br>Prep Method: EPA 3546 | | | | | |
| 4,4'-DDE | **26** | | ug/Kg | 5.0 | |
| 4,4'-DDT | **36** | | ug/Kg | 5.0 | |

| Sample ID: CB0810-4-2.5 | Lab ID: 499402-036 | Collected: 01/04/24 08:05 |
|---|---|---|
| | Matrix: Soil | |

| 499402-036 Analyte | Result | Qual | Units | RL | MDL |
|---|---|---|---|---|---|
| Method: EPA 8081A<br>Prep Method: EPA 3546 | | | | | |
| 4,4'-DDE | **32** | | ug/Kg | 4.9 | |
| 4,4'-DDT | **23** | | ug/Kg | 4.9 | |



Results for any subcontracted analyses are not included in this summary. Data qualifiers and additional information necessary for the interpretation of the test results are contained in the PDF file and may not be included in this summary.

ENTHALPY ANALYTICAL

# Detection Summary

| Sample ID: DUP-3 | Lab ID: 499402-037 | Collected: 01/04/24 |
|---|---|---|
| | Matrix: Soil | |

| 499402-037 Analyte | Result | Qual | Units | RL | MDL |
|---|---|---|---|---|---|
| Method: EPA 6020<br>Prep Method: EPA 3050B | | | | | |
| Arsenic | **5.7** | | mg/Kg | 0.96 | |
| Barium | **170** | | mg/Kg | 0.96 | |
| Chromium | **63** | | mg/Kg | 0.96 | |
| Cobalt | **15** | | mg/Kg | 0.96 | |
| Copper | **35** | | mg/Kg | 0.96 | |
| Lead | **12** | | mg/Kg | 0.48 | |
| Nickel | **81** | | mg/Kg | 0.96 | |
| Thallium | **0.18** | J | mg/Kg | 0.96 | 0.031 |
| Vanadium | **53** | | mg/Kg | 1.9 | |
| Zinc | **98** | | mg/Kg | 4.8 | |
| Method: EPA 8081A<br>Prep Method: EPA 3546 | | | | | |
| 4,4'-DDE | **41** | | ug/Kg | 4.9 | |
| 4,4'-DDT | **25** | | ug/Kg | 4.9 | |

| Sample ID: MPB-1-0.5 | Lab ID: 499402-038 | Collected: 01/04/24 12:50 |
|---|---|---|
| | Matrix: Soil | |

| 499402-038 Analyte | Result | Qual | Units | RL | MDL |
|---|---|---|---|---|---|
| Method: EPA 6020<br>Prep Method: EPA 3050B | | | | | |
| Arsenic | **6.7** | | mg/Kg | 0.95 | |
| Barium | **230** | | mg/Kg | 0.95 | |
| Chromium | **64** | | mg/Kg | 0.95 | |
| Cobalt | **16** | | mg/Kg | 0.95 | |
| Copper | **42** | | mg/Kg | 0.95 | |
| Lead | **19** | | mg/Kg | 0.48 | |
| Nickel | **79** | | mg/Kg | 0.95 | |
| Thallium | **0.18** | J | mg/Kg | 0.95 | 0.031 |
| Vanadium | **59** | | mg/Kg | 1.9 | |
| Zinc | **110** | | mg/Kg | 4.8 | |
| Method: EPA 7471A<br>Prep Method: METHOD | | | | | |
| Mercury | **0.27** | | mg/Kg | 0.16 | |
| Method: EPA 8081A<br>Prep Method: EPA 3546 | | | | | |
| 4,4'-DDE | **120** | | ug/Kg | 5.0 | |
| 4,4'-DDT | **60** | | ug/Kg | 5.0 | |
| Chlordane (Technical) | **120** | | ug/Kg | 50 | |

| Sample ID: MPB-1-2.5 | Lab ID: 499402-039 | Collected: 01/04/24 12:55 |
|---|---|---|

## No Detections



Results for any subcontracted analyses are not included in this summary. Data qualifiers and additional information necessary for the interpretation of the test results are contained in the PDF file and may not be included in this summary.

ENTHALPY ANALYTICAL

# Detection Summary

| Sample ID: MPB-2-0.5 | Lab ID: 499402-040 | Collected: 01/04/24 11:05 |
|---|---|---|
| | Matrix: Soil | |

| 499402-040 Analyte | Result | Qual | Units | RL | MDL |
|---|---|---|---|---|---|
| Method: EPA 6020<br>Prep Method: EPA 3050B | | | | | |
| Arsenic | **6.6** | | mg/Kg | 0.98 | |
| Barium | **180** | | mg/Kg | 0.98 | |
| Chromium | **63** | | mg/Kg | 0.98 | |
| Cobalt | **15** | | mg/Kg | 0.98 | |
| Copper | **37** | | mg/Kg | 0.98 | |
| Lead | **17** | | mg/Kg | 0.49 | |
| Nickel | **82** | | mg/Kg | 0.98 | |
| Thallium | **0.17** | J | mg/Kg | 0.98 | 0.032 |
| Vanadium | **55** | | mg/Kg | 2.0 | |
| Zinc | **120** | | mg/Kg | 4.9 | |
| Method: EPA 8081A<br>Prep Method: EPA 3546 | | | | | |
| 4,4'-DDE | **110** | | ug/Kg | 25 | |
| 4,4'-DDT | **54** | | ug/Kg | 25 | |

| Sample ID: MPB-2-2.5 | Lab ID: 499402-041 | Collected: 01/04/24 11:10 |
|---|---|---|

## No Detections

| Sample ID: MPB-3-0.5 | Lab ID: 499402-042 | Collected: 01/03/24 13:00 |
|---|---|---|
| | Matrix: Soil | |

| 499402-042 Analyte | Result | Qual | Units | RL | MDL |
|---|---|---|---|---|---|
| Method: EPA 6020<br>Prep Method: EPA 3050B | | | | | |
| Arsenic | **3.2** | | mg/Kg | 0.95 | |
| Barium | **90** | | mg/Kg | 0.95 | |
| Chromium | **46** | | mg/Kg | 0.95 | |
| Cobalt | **11** | | mg/Kg | 0.95 | |
| Copper | **25** | | mg/Kg | 0.95 | |
| Lead | **5.5** | | mg/Kg | 0.48 | |
| Nickel | **49** | | mg/Kg | 0.95 | |
| Thallium | **0.081** | J | mg/Kg | 0.95 | 0.031 |
| Vanadium | **43** | | mg/Kg | 1.9 | |
| Zinc | **50** | | mg/Kg | 4.8 | |
| Method: EPA 8081A<br>Prep Method: EPA 3546 | | | | | |
| 4,4'-DDE | **6.4** | | ug/Kg | 5.1 | |



Results for any subcontracted analyses are not included in this summary. Data qualifiers and additional information necessary for the interpretation of the test results are contained in the PDF file and may not be included in this summary.

ENTHALPY ANALYTICAL

# Detection Summary

**Sample ID: MPB-3-2.1** **Lab ID: 499402-043** **Collected: 01/03/24 13:05**
**Matrix: Soil**

| 499402-043 Analyte | Result | Qual | Units | RL | MDL |
|---|---|---|---|---|---|
| Method: EPA 6020<br>Prep Method: EPA 3050B | | | | | |
| Arsenic | **6.5** | | mg/Kg | 0.99 | |
| Barium | **180** | | mg/Kg | 0.99 | |
| Chromium | **73** | | mg/Kg | 0.99 | |
| Cobalt | **17** | | mg/Kg | 0.99 | |
| Copper | **40** | | mg/Kg | 0.99 | |
| Lead | **10** | | mg/Kg | 0.50 | |
| Nickel | **95** | | mg/Kg | 0.99 | |
| Thallium | **0.20** | J | mg/Kg | 0.99 | 0.032 |
| Vanadium | **63** | | mg/Kg | 2.0 | |
| Zinc | **95** | | mg/Kg | 5.0 | |

**Sample ID: MPB-4-0.5** **Lab ID: 499402-044** **Collected: 01/04/24 10:50**
**Matrix: Soil**

| 499402-044 Analyte | Result | Qual | Units | RL | MDL |
|---|---|---|---|---|---|
| Method: EPA 6020<br>Prep Method: EPA 3050B | | | | | |
| Arsenic | **6.5** | | mg/Kg | 0.97 | |
| Barium | **200** | | mg/Kg | 0.97 | |
| Chromium | **67** | | mg/Kg | 0.97 | |
| Cobalt | **17** | | mg/Kg | 0.97 | |
| Copper | **44** | | mg/Kg | 0.97 | |
| Lead | **30** | | mg/Kg | 0.49 | |
| Nickel | **86** | | mg/Kg | 0.97 | |
| Thallium | **0.17** | J | mg/Kg | 0.97 | 0.032 |
| Vanadium | **58** | | mg/Kg | 1.9 | |
| Zinc | **130** | | mg/Kg | 4.9 | |
| Method: EPA 8081A<br>Prep Method: EPA 3546 | | | | | |
| Heptachlor epoxide | **14** | C | ug/Kg | 4.9 | |
| 4,4'-DDE | **190** | | ug/Kg | 4.9 | |
| 4,4'-DDT | **130** | | ug/Kg | 4.9 | |
| Chlordane (Technical) | **470** | | ug/Kg | 49 | |

**Sample ID: MPB-4-2.5** **Lab ID: 499402-045** **Collected: 01/04/24 10:55**
**Matrix: Soil**

| 499402-045 Analyte | Result | Qual | Units | RL | MDL |
|---|---|---|---|---|---|
| Method: EPA 8081A<br>Prep Method: EPA 3546 | | | | | |
| 4,4'-DDE | **8.3** | | ug/Kg | 4.9 | |
| 4,4'-DDT | **5.4** | | ug/Kg | 4.9 | |


Results for any subcontracted analyses are not included in this summary. Data qualifiers and additional information necessary for the interpretation of the test results are contained in the PDF file and may not be included in this summary.

ENTHALPY ANALYTICAL

# Detection Summary

| Sample ID: DUP-1 | Lab ID: 499402-046 | Collected: 01/04/24 |
|---|---|---|
| | Matrix: Soil | |

| 499402-046 Analyte | Result | Qual | Units | RL | MDL |
|---|---|---|---|---|---|
| Method: EPA 6020<br>Prep Method: EPA 3050B | | | | | |
| Arsenic | **5.5** | | mg/Kg | 0.95 | |
| Barium | **190** | | mg/Kg | 0.95 | |
| Chromium | **58** | | mg/Kg | 0.95 | |
| Cobalt | **13** | | mg/Kg | 0.95 | |
| Copper | **38** | | mg/Kg | 0.95 | |
| Lead | **16** | | mg/Kg | 0.48 | |
| Nickel | **67** | | mg/Kg | 0.95 | |
| Thallium | **0.14** | J | mg/Kg | 0.95 | 0.031 |
| Vanadium | **52** | | mg/Kg | 1.9 | |
| Zinc | **120** | | mg/Kg | 4.8 | |
| Method: EPA 8081A<br>Prep Method: EPA 3546 | | | | | |
| 4,4'-DDE | **190** | | ug/Kg | 5.1 | |
| 4,4'-DDT | **85** | | ug/Kg | 5.1 | |
| Chlordane (Technical) | **420** | | ug/Kg | 51 | |

| Sample ID: PC-1-0.5 | Lab ID: 499402-047 | Collected: 01/03/24 09:40 |
|---|---|---|
| | Matrix: Soil | |

| 499402-047 Analyte | Result | Qual | Units | RL | MDL |
|---|---|---|---|---|---|
| Method: EPA 6020<br>Prep Method: EPA 3050B | | | | | |
| Arsenic | **2.4** | | mg/Kg | 0.99 | |
| Barium | **140** | | mg/Kg | 0.99 | |
| Chromium | **39** | | mg/Kg | 0.99 | |
| Cobalt | **11** | | mg/Kg | 0.99 | |
| Copper | **29** | | mg/Kg | 0.99 | |
| Lead | **5.5** | | mg/Kg | 0.50 | |
| Nickel | **61** | | mg/Kg | 0.99 | |
| Thallium | **0.20** | J | mg/Kg | 0.99 | 0.032 |
| Vanadium | **51** | | mg/Kg | 2.0 | |
| Zinc | **40** | | mg/Kg | 5.0 | |



Results for any subcontracted analyses are not included in this summary. Data qualifiers and additional information necessary for the interpretation of the test results are contained in the PDF file and may not be included in this summary.

ENTHALPY ANALYTICAL

# Detection Summary

| Sample ID: PC-2-0.5 | Lab ID: 499402-048 | Collected: 01/03/24 09:25 |
|---|---|---|
| | Matrix: Soil | |

| 499402-048 Analyte | Result | Qual | Units | RL | MDL |
|---|---|---|---|---|---|
| Method: EPA 6020<br>Prep Method: EPA 3050B | | | | | |
| Arsenic | **2.2** | | mg/Kg | 0.99 | |
| Barium | **270** | | mg/Kg | 0.99 | |
| Chromium | **57** | | mg/Kg | 0.99 | |
| Cobalt | **13** | | mg/Kg | 0.99 | |
| Copper | **37** | | mg/Kg | 0.99 | |
| Lead | **5.6** | | mg/Kg | 0.50 | |
| Nickel | **83** | | mg/Kg | 0.99 | |
| Thallium | **0.21** | J | mg/Kg | 0.99 | 0.032 |
| Vanadium | **61** | | mg/Kg | 2.0 | |
| Zinc | **43** | | mg/Kg | 5.0 | |

| Sample ID: PC-1-2.5 | Lab ID: 499402-049 | Collected: 01/03/24 09:45 |
|---|---|---|

## No Detections

| Sample ID: PC-2-2.5 | Lab ID: 499402-050 | Collected: 01/03/24 09:35 |
|---|---|---|
| | Matrix: Soil | |

| 499402-050 Analyte | Result | Qual | Units | RL | MDL |
|---|---|---|---|---|---|
| Method: EPA 6020<br>Prep Method: EPA 3050B | | | | | |
| Arsenic | **9.3** | | mg/Kg | 0.96 | |
| Barium | **200** | | mg/Kg | 0.96 | |
| Chromium | **57** | | mg/Kg | 0.96 | |
| Cobalt | **13** | | mg/Kg | 0.96 | |
| Copper | **38** | | mg/Kg | 0.96 | |
| Lead | **15** | | mg/Kg | 0.48 | |
| Molybdenum | **0.98** | | mg/Kg | 0.96 | |
| Nickel | **67** | | mg/Kg | 0.96 | |
| Thallium | **0.21** | J | mg/Kg | 0.96 | 0.031 |
| Vanadium | **58** | | mg/Kg | 1.9 | |
| Zinc | **100** | | mg/Kg | 4.8 | |



Results for any subcontracted analyses are not included in this summary. Data qualifiers and additional information necessary for the interpretation of the test results are contained in the PDF file and may not be included in this summary.

ENTHALPY ANALYTICAL

# Detection Summary

| Sample ID: PL-1-0.5 | Lab ID: 499402-051 | Collected: 01/04/24 12:35 |
|---|---|---|
| | Matrix: Soil | |

| 499402-051 Analyte | Result | Qual | Units | RL | MDL |
|---|---|---|---|---|---|
| Method: EPA 6020<br>Prep Method: EPA 3050B | | | | | |
| Arsenic | **4.6** | | mg/Kg | 0.96 | |
| Barium | **100** | | mg/Kg | 0.96 | |
| Chromium | **49** | | mg/Kg | 0.96 | |
| Cobalt | **11** | | mg/Kg | 0.96 | |
| Copper | **28** | | mg/Kg | 0.96 | |
| Lead | **6.4** | | mg/Kg | 0.48 | |
| Nickel | **61** | | mg/Kg | 0.96 | |
| Thallium | **0.15** | J | mg/Kg | 0.96 | 0.031 |
| Vanadium | **52** | | mg/Kg | 1.9 | |
| Zinc | **50** | | mg/Kg | 4.8 | |
| Method: EPA 8015M<br>Prep Method: EPA 3580M | | | | | |
| DRO C10-C28 | **510** | | mg/Kg | 99 | |
| ORO C28-C44 | **630** | | mg/Kg | 200 | |
| Method: EPA 8260B<br>Prep Method: EPA 5030B | | | | | |
| TPH Gasoline | **2,000** | | ug/Kg | 100 | |

| Sample ID: PL-2-0.5 | Lab ID: 499402-052 | Collected: 01/04/24 13:20 |
|---|---|---|
| | Matrix: Soil | |

| 499402-052 Analyte | Result | Qual | Units | RL | MDL |
|---|---|---|---|---|---|
| Method: EPA 6020<br>Prep Method: EPA 3050B | | | | | |
| Arsenic | **2.6** | | mg/Kg | 0.97 | |
| Barium | **140** | | mg/Kg | 0.97 | |
| Chromium | **57** | | mg/Kg | 0.97 | |
| Cobalt | **14** | | mg/Kg | 0.97 | |
| Copper | **43** | | mg/Kg | 0.97 | |
| Lead | **5.4** | | mg/Kg | 0.49 | |
| Nickel | **49** | | mg/Kg | 0.97 | |
| Thallium | **0.074** | J | mg/Kg | 0.97 | 0.032 |
| Vanadium | **79** | | mg/Kg | 1.9 | |
| Zinc | **49** | | mg/Kg | 4.9 | |
| Method: EPA 8015M<br>Prep Method: EPA 3580M | | | | | |
| DRO C10-C28 | **110** | | mg/Kg | 100 | |
| ORO C28-C44 | **580** | | mg/Kg | 200 | |



Results for any subcontracted analyses are not included in this summary. Data qualifiers and additional information necessary for the interpretation of the test results are contained in the PDF file and may not be included in this summary.

ENTHALPY ANALYTICAL

# Detection Summary

| Sample ID: PL-1-3.1 | Lab ID: 499402-053 | Collected: 01/04/24 12:40 |
|---|---|---|
| | Matrix: Soil | |

| 499402-053 Analyte | Result | Qual | Units | RL | MDL |
|---|---|---|---|---|---|
| Method: EPA 6020<br>Prep Method: EPA 3050B | | | | | |
| Arsenic | **4.2** | | mg/Kg | 0.98 | |
| Barium | **120** | | mg/Kg | 0.98 | |
| Chromium | **41** | | mg/Kg | 0.98 | |
| Cobalt | **9.2** | | mg/Kg | 0.98 | |
| Copper | **19** | | mg/Kg | 0.98 | |
| Lead | **5.6** | | mg/Kg | 0.49 | |
| Nickel | **55** | | mg/Kg | 0.98 | |
| Thallium | **0.13** | J | mg/Kg | 0.98 | 0.032 |
| Vanadium | **38** | | mg/Kg | 2.0 | |
| Zinc | **43** | | mg/Kg | 4.9 | |

| Sample ID: PL-2-2.5 | Lab ID: 499402-054 | Collected: 01/04/24 13:25 |
|---|---|---|

## No Detections

| Sample ID: DUP-5 | Lab ID: 499402-055 | Collected: 01/04/24 |
|---|---|---|
| | Matrix: Soil | |

| 499402-055 Analyte | Result | Qual | Units | RL | MDL |
|---|---|---|---|---|---|
| Method: EPA 6020<br>Prep Method: EPA 3050B | | | | | |
| Arsenic | **2.1** | | mg/Kg | 0.96 | |
| Barium | **160** | | mg/Kg | 0.96 | |
| Chromium | **59** | | mg/Kg | 0.96 | |
| Cobalt | **13** | | mg/Kg | 0.96 | |
| Copper | **34** | | mg/Kg | 0.96 | |
| Lead | **5.3** | | mg/Kg | 0.48 | |
| Nickel | **66** | | mg/Kg | 0.96 | |
| Thallium | **0.079** | J | mg/Kg | 0.96 | 0.031 |
| Vanadium | **70** | | mg/Kg | 1.9 | |
| Zinc | **46** | | mg/Kg | 4.8 | |

| Sample ID: DUP-6 | Lab ID: 499402-056 | Collected: 01/04/24 |
|---|---|---|
| | Matrix: Soil | |

| 499402-056 Analyte | Result | Qual | Units | RL | MDL |
|---|---|---|---|---|---|
| Method: EPA 8015M<br>Prep Method: EPA 3580M | | | | | |
| DRO C10-C28 | **160** | | mg/Kg | 100 | |
| ORO C28-C44 | **1,200** | | mg/Kg | 200 | |

B Contamination found in associated Method Blank
C Presence confirmed, but RPD between columns exceeds 40%
J Estimated value



Results for any subcontracted analyses are not included in this summary. Data qualifiers and additional information necessary for the interpretation of the test results are contained in the PDF file and may not be included in this summary.

## Richard Villafania

**From:** Mehta, Divya <Divya.Mehta@arcadis.com>
**Sent:** Friday, January 19, 2024 1:19 PM
**To:** Richard Villafania
**Cc:** Munn, Julie
**Subject:** [External] - Additional Analysis Request: SCUSD Westwood (499402)

You don't often get email from divya.mehta@arcadis.com. Learn why this is important

Good Afternoon Richard,

Can we please get the following analyses run for the samples and methods listed below?

- Sample ID CB0102-1-2.5: USEPA Method 6020
- CB0305-2-2.5: USEPA Method 6020
- CB0607-4-2.5: USEPA Method 6020
- CB0810-2-2.5: USEPA Method 6020
- PL-1-3.1: USEPA Method 8015M

Thank you,
**Divya Mehta** | Project Scientist | Divya.Mehta@arcadis.com
**Arcadis |** Arcadis U.S., Inc.
6296 San Ignacio Avenue Suite C and D, San Jose, California | 95119 | USA
T. +1 978 322 4501 | M. +1 714 296 6488

Connect with us! www.arcadis.com | LinkedIn | Twitter | Facebook

ARCADIS Design & Consultancy for natural and built assets

Be green, leave it on the screen.

This email and any files transmitted with it are the property of Arcadis and its affiliates. All rights, including without limitation copyright, are reserved. This email contains information that may be confidential and may also be privileged. It is for the exclusive use of the intended recipient(s). If you are not an intended recipient, please note that any form of distribution, copying or use of this communication or the information in it is strictly prohibited and may be unlawful. If you have received this communication in error, please return it to the sender and then delete the email and destroy any copies of it. While reasonable precautions have been taken to ensure that no software or viruses are present in our emails, we cannot guarantee that this email or any attachment is virus free or has not been intercepted or changed. Any opinions or other information in this email that do not relate to the official business of Arcadis are neither given nor endorsed by it.

CONFIDENTIALITY NOTICE: The contents of this email message and any attachments are intended solely for the addressee(s) and may contain confidential, proprietary and/or privileged information and may be legally protected from disclosure. If you are not the intended recipient of this message or their agent, or if this message has been addressed to you in error, please immediately alert the sender by reply email and then delete this message and any attachments and the reply from your system. If you are not the intended recipient, you are hereby notified that any disclosure, use, dissemination, copying, or storage of this message or its attachments is strictly prohibited.

# ENTHALPY ANALYTICAL

## Chain of Custody Record

Lab No: 499402

Page: 1 of 6

| Turn Around Time (rush by advanced notice only) | | | | | |
|---|---|---|---|---|---|
| Standard: | X | 5 Day: | | 3 Day: | |
| 2 Day: | | 1 Day: | | Custom TAT | |


**Enthalpy Analytical - Orange**

931 W. Barkley Avenue, Orange, CA 92868

Phone 714-771-6900


**Matrix:** A = Air S = Soil/Solid W = Water DW = Drinking Wate SD = Sediment PP = Pure Product SEA = Sea Water SW = Swab T = Tissue WP = Wipe O = Other

**Preservatives:** 1 = $Na_2S_2O_3$ 2 = HCl 3 = $HNO_3$ 4 = $H_2SO_4$ 5 = NaOH 6 = Other

**Sample Receipt Temp:** (lab use only)

| CUSTOMER INFORMATION | | PROJECT INFORMATION | |
|---|---|---|---|
| Company: | ARCADIS US, INC. | Name: | Westwood Elementary School |
| Report To: | Julie Munn | Number: | |
| Email: | Julie.d.munn@arcadis.com | P.O. #: | 30155232 |
| Address: | | Address: | Santa Clara, California |
| | | | |
| Phone: | 916 865 3153 | Global ID: | |
| Fax: | | Sampled By: | Aaron Schmidt |

| | Sample ID | Sampling Date | Sampling Time | Matrix | Container No. / Size | Pres. | Metals by USEPA Method 6020 | OCPs by USEPA Method 8081A | PCBs by USEPA Method 8082 | Test Instructions / Comments |
|---|---|---|---|---|---|---|---|---|---|---|
| 1 | CB0102-1-0.5 | 1/4/24 | 0945 | Soil | 1/9oz | – | X | X | | |
| 2 | CB0102-2-0.5 | 1/3/24 | 1200 | Soil | 1/9oz | – | X | X | | |
| 3 | CB0102-3-0.5 | 1/3/24 | 1030 | Soil | 1/9oz | – | X | X | | |
| 4 | CB0102-4-0.5 | 1/4/24 | 0935 | Soil | 1/9oz | – | X | X | | |
| 5 | CB0102-1-2.5 | 1/4/24 | 0950 | Soil | 1/9oz | – | X | X | | hold for metals |
| 6 | CB0102-2-2.5 | 1/3/24 | 1255 | Soil | 1/9oz | – | X | X | | hold for metals |
| 7 | CB0102-3-2.5 | 1/3/24 | 1035 | Soil | 1/9oz | – | X | X | | hold for metals |
| 8 | CB0102-4-2.5 | 1/4/24 | 0940 | Soil | 1/9oz | – | X | X | | hold for metals |
| 9 | DUP-4 | – | – | Soil | 1/9oz | – | X | X | | |
| 10 | DUP-2 | – | – | Soil | 1/9oz | – | X | X | | |

| | Signature | Print Name | Company / Title | Date / Time |
|---|---|---|---|---|
| [1] Relinquished By: | | Aaron Schmidt | Arcadis / Geologist | 1/4/24 / 1750 |
| [1] Received By: | | Maxwell Ng | EA | 1/4/24 17:50 |
| [2] Relinquished By: | | Maxwell Ng | EA | 1/5/24 11:35 |
| [2] Received By: | | Katherine Mah | EA | JAN 06 2024 0956 |
| [3] Relinquished By: | | | | |
| [3] Received By: | | | | |

# ENTHALPY ANALYTICAL

**Chain of Custody Record**

Lab No: 499402

Page: 2 of 6

**Turn Around Time (rush by advanced notice only)**

| Standard: | X | 5 Day: | | 3 Day: | |
|---|---|---|---|---|---|
| 2 Day: | | 1 Day: | | Custom TAT: | |


**Enthalpy Analytical - Orange**

931 W. Barkley Avenue, Orange, CA 92868

Phone 714-771-6900


**Matrix:** A = Air S = Soil/Solid W = Water DW = Drinking Wate SD = Sediment PP = Pure Product SEA = Sea Water SW = Swab T = Tissue WP = Wipe O = Other

**Preservatives:** 1 = $Na_2S_2O_3$ 2 = HCl 3 = $HNO_3$ 4 = $H_2SO_4$ 5 = NaOH 6 = Other

**Sample Receipt Temp:** (lab use only)

| CUSTOMER INFORMATION | | PROJECT INFORMATION | |
|---|---|---|---|
| Company: | ARCADIS US, INC. | Name: | Westwood Elementary School |
| Report To: | Julie Munn | Number: | |
| Email: | Julie.d.munn@arcadis.com | P.O. #: | 30155232 |
| Address: | | Address: | Santa Clara, California |
| | | | |
| Phone: | 916 865 3153 | Global ID: | |
| Fax: | | Sampled By: | Aaron Schmidt |

| | Sample ID | Sampling Date | Sampling Time | Matrix | Container No. / Size | Pres. | Metals by USEPA Method 6020 | OCPs by USEPA Method 8081A | PCBs by USEPA Method 8082 | Test Instructions / Comments |
|---|---|---|---|---|---|---|---|---|---|---|
| 1 | CB0305-1-0.5 | 1/4/24 | 0925 | Soil | 1/9oz | – | X | X | | |
| 2 | CB0305-2-0.5 | 1/4/24 | 0915 | Soil | 1/9oz | – | X | X | | |
| 3 | CB0305-3-0.5 | 1/3/24 | 1130 | Soil | 1/9oz | – | X | X | | |
| 4 | CB0305-4-0.5 | 1/3/24 | 1020 | Soil | 1/9oz | – | X | X | | |
| 5 | CB0305-1-2.5 | 1/4/24 | 0930 | Soil | 1/9oz | – | X | X | | hold for metals |
| 6 | CB0305-2-2.5 | 1/4/24 | 0920 | Soil | 1/9oz | – | X | X | | hold for metals |
| 7 | CB0305-3-2.5 | 1/3/24 | 1330 | Soil | 1/9oz | – | X | X | | hold for metals |
| 8 | CB0305-4-2.5 | 1/3/24 | 1025 | Soil | 1/9oz | – | X | X | | hold for metals |
| 9 | SD-1-0.5 | 1/4/24 | 0740 | Soil | 1/9oz | – | X | X | | |
| 10 | SD-1-1.8 | 1/4/24 | 0745 | Soil | 1/9oz | – | X | X | | |

| | Signature | Print Name | Company / Title | Date / Time |
|---|---|---|---|---|
| [1] Relinquished By: | | Aaron Schmidt | Arcadis / Geologist | 1/4/24 1750 |
| [1] Received By: | | Maccenill Yip | EA | 1/4/24 17:50 |
| [2] Relinquished By: | | Maccenill Yip | EA | 1/5/24 11:35 |
| [2] Received By: | | Katherine Noh | EA | JAN 06 2024 0956 |
| [3] Relinquished By: | | | | |
| [3] Received By: | | | | |

# ENTHALPY ANALYTICAL

**Chain of Custody Record**

Lab No: 499402

Page: 3 of 6

**Turn Around Time (rush by advanced notice only)**

| Standard: | X | 5 Day: | | 3 Day: | |
|---|---|---|---|---|---|
| 2 Day: | | 1 Day: | | Custom TAT: | |


**Enthalpy Analytical - Orange**

931 W. Barkley Avenue, Orange, CA 92868

Phone 714-771-6900


**Matrix:** A = Air S = Soil/Solid W = Water DW = Drinking Wate SD = Sediment PP = Pure Product SEA = Sea Water SW = Swab T = Tissue WP = Wipe O = Other

**Preservatives:** 1 = $Na_2S_2O_3$ 2 = HCl 3 = $HNO_3$ 4 = $H_2SO_4$ 5 = NaOH 6 = Other

**Sample Receipt Temp:** (lab use only)

| CUSTOMER INFORMATION | | PROJECT INFORMATION | |
|---|---|---|---|
| Company: | ARCADIS US, INC. | Name: | Westwood Elementary School |
| Report To: | Julie Munn | Number: | |
| Email: | Julie.d.munn@arcadis.com | P.O. #: | 30155232 |
| Address: | | Address: | Santa Clara, California |
| | | | |
| Phone: | 916 865 3153 | Global ID: | |
| Fax: | | Sampled By: | Aaron Schmidt |

| | Sample ID | Sampling Date | Sampling Time | Matrix | Container No. / Size | Pres. | Metals by USEPA Method 6020 | OCPs by USEPA Method 8081A | PCBs by USEPA Method 8082 | NOA via PLM 6a/2-93/116 | Test Instructions / Comments |
|---|---|---|---|---|---|---|---|---|---|---|---|
| 1 | CB0607-1-0.5 | 1/4/24 | 1005 | Soil | 1/9oz | - | X | X | | | |
| 2 | CB0607-2-0.5 | 1/3/24 | 1350 | Soil | 1/9oz | - | X | X | | | |
| 3 | CB0607-3-0.5 | 1/4/24 | 1015 | Soil | 2/9oz | - | X | X | | X | |
| 4 | CB0607-4-0.5 | 1/3/24 | 1400 | Soil | 1/9oz | - | X | X | | | |
| 5 | CB0607-1-2.5 | 1/4/24 | 1010 | Soil | 1/9oz | - | X | X | | | hold for metals |
| 6 | CB0607-2-2.5 | 1/3/24 | 1355 | Soil | 1/9oz | - | X | X | | | hold for metals |
| 7 | CB0607-3-2.5 | 1/4/24 | 1020 | Soil | 2/9oz | - | X | X | | X | hold for metals |
| 8 | CB0607-4-2.5 | 1/3/24 | 1405 | Soil | 1/9oz | - | X | X | | | hold for metals |
| 9 | | | | | | | | | | | |
| 10 | | | | | | | | | | | |

| | Signature | Print Name | Company / Title | Date / Time |
|---|---|---|---|---|
| [1] Relinquished By: | | Aaron Schmidt | Arcadis / Geologist | 1/9/24 1750 |
| [1] Received By: | | Kenneth Ng | BA | 1/4/24 17:50 |
| [2] Relinquished By: | | Manuel Gil | BA | 1/5/24 11:35 |
| [2] Received By: | | Katherine Nash | FA | JAN 06 2024 0956 |
| [3] Relinquished By: | | | | |
| [3] Received By: | | | | |

# ENTHALPY ANALYTICAL

## Chain of Custody Record

Lab No: 499402

Page: 4 of 6

**Turn Around Time (rush by advanced notice only)**

| Standard: | X | 5 Day: | | 3 Day: | |
|---|---|---|---|---|---|
| 2 Day: | | 1 Day: | | Custom TAT: | |

**Enthalpy Analytical - Orange**

931 W. Barkley Avenue, Orange, CA 92868

Phone 714-771-6900

**Matrix:** A = Air S = Soil/Solid W = Water DW = Drinking Wate SD = Sediment PP = Pure Product SEA = Sea Water SW = Swab T = Tissue WP = Wipe O = Other

**Preservatives:** 1 = $Na_2S_2O_3$ 2 = HCl 3 = $HNO_3$ 4 = $H_2SO_4$ 5 = NaOH 6 = Other

**Sample Receipt Temp:** (lab use only)

| CUSTOMER INFORMATION | | PROJECT INFORMATION | |
|---|---|---|---|
| Company: | ARCADIS US, INC. | Name: | Westwood Elementary School |
| Report To: | Julie Munn | Number: | |
| Email: | Julie.d.munn@arcadis.com | P.O. #: | 30155232 |
| Address: | | Address: | Santa Clara, California |
| | | | |
| Phone: | 916 865 3153 | Global ID: | |
| Fax: | | Sampled By: | Aaron Schmidt |

| | Sample ID | Sampling Date | Sampling Time | Matrix | Container No. / Size | Pres. | Metals by USEPA Method 6020 | OCPs by USEPA Method 8081A | PCBs by USEPA Method 8082 | Test Instructions / Comments |
|---|---|---|---|---|---|---|---|---|---|---|
| 1 | CB0810-1-0.5 | 1/4/24 | 1030 | Soil | 1/9oz | - | X | X | | |
| 2 | CB0810-2-0.5 | 1/4/24 | 0900 | Soil | 1/9oz | - | X | X | | ~~hold~~ 15 |
| 3 | CB0810-3-0.5 | 1/3/24 | 1405 | Soil | 1/9oz | - | X | X | | |
| 4 | CB0810-4-0.5 | 1/4/24 | 0800 | Soil | 1/9oz | - | X | X | | |
| 5 | CB0810-1-2.5 | 1/4/24 | ~~0905~~ 1035 | Soil | 1/9oz | - | X | X | | hold for metals |
| 6 | CB0810-2-2.5 | 1/4/24 | 0905 | Soil | 1/9oz | - | X | X | | hold for metals |
| 7 | CB0810-3-2.5 | 1/3/24 | 1410 | Soil | 1/9oz | - | X | X | | hold for metals |
| 8 | CB0810-4-2.5 | 1/4/24 | 0805 | Soil | 1/9oz | - | X | X | | hold for metals |
| 9 | Dup-3 | - | - | Soil | 1/9oz | - | X | X | | |
| 10 | | | | | | | | | | |

| | Signature | Print Name | Company / Title | Date / Time |
|---|---|---|---|---|
| [1] Relinquished By: | | Aaron Schmidt | Arcadis / Geologist | 1/4/24 17:50 |
| [1] Received By: | | Marcuill Gs | EA | 1/4/24 17:50 |
| [2] Relinquished By: | | Marcuill Gs | EA | 1/5/24 11:35 |
| [2] Received By: | | Katherine Noh | EA | JAN 06 2024 0956 |
| [3] Relinquished By: | | | | |
| [3] Received By: | | | | |

# ENTHALPY ANALYTICAL

## Chain of Custody Record

Lab No: 499402

Page: 5 of 6

**Turn Around Time (rush by advanced notice only)**

| Standard: | X | 5 Day: | | 3 Day: | |
|---|---|---|---|---|---|
| 2 Day: | | 1 Day: | | Custom TAT: | |


**Enthalpy Analytical - Orange**

931 W. Barkley Avenue, Orange, CA 92868

Phone 714-771-6900


**Matrix:** A = Air S = Soil/Solid W = Water DW = Drinking Wate SD = Sediment PP = Pure Product SEA = Sea Water SW = Swab T = Tissue WP = Wipe O = Other

**Preservatives:** 1 = $Na_2S_2O_3$ 2 = HCl 3 = $HNO_3$ 4 = $H_2SO_4$ 5 = NaOH 6 = Other

**Sample Receipt Temp:** (lab use only)

| CUSTOMER INFORMATION | | PROJECT INFORMATION | |
|---|---|---|---|
| Company: | ARCADIS US, INC. | Name: | Westwood Elementary School |
| Report To: | Julie Munn | Number: | |
| Email: | Julie.d.munn@arcadis.com | P.O. #: | 30155232 |
| Address: | | Address: | Santa Clara, California |
| | | | |
| Phone: | 916 865 3153 | Global ID: | |
| Fax: | | Sampled By: | Aaron Schmidt |

| | Sample ID | Sampling Date | Sampling Time | Matrix | Container No. / Size | Pres. | Metals by USEPA Method 6020 | OCPs by USEPA Method 8081A | PCBs by USEPA Method 8082 | NOA via PLM 600/R93/116 | | | | | | Test Instructions / Comments |
|---|---|---|---|---|---|---|---|---|---|---|---|---|---|---|---|---|
| 1 | MPB-1-0.5 | 1/4/24 | 1250 | Soil | 1/9oz | - | X | X | | | | | | | | |
| 2 | MPB-1-2.5 | 1/4/24 | 1255 | Soil | 1/9oz | - | X | X | | | | | | | | hold for metals |
| 3 | MPB-2-0.5 | 1/4/24 | 1105 | Soil | 1/9oz | - | X | X | | | | | | | | |
| 4 | MPB-2-2.5 | 1/4/24 | 1110 | Soil | 1/9oz | - | X | X | | | | | | | | hold for metals |
| 5 | MPB-3-0.5 | 1/3/24 | 1300 | Soil | 1/9oz | - | X | X | | | | | | | | |
| 6 | ~~MPB-3-2.5~~ R MPB-3-2.1 | 1/3/24 | 1305 | Soil | 1/9oz | - | X | X | | | | | | | | |
| 7 | MPB-4-0.5 | 1/4/24 | 1050 | Soil | 1/9oz | - | X | X | | | | | | | | |
| 8 | MPB-4-2.5 | 1/4/24 | 1055 | Soil | 1/9oz | - | X | X | | | | | | | | hold for metals |
| 9 | DUP-1 | - | - | Soil | 2/9oz | - | X | X | | X TB | | | | | | no NOA |
| 10 | | | | | | | | | | | | | | | | |

| | Signature | Print Name | Company / Title | Date / Time |
|---|---|---|---|---|
| [1] Relinquished By: | | Aaron Schmidt | Arcadis / Geologist | 1/4/24 1750 |
| [1] Received By: | | Mmunn | ARC | 1/4/24 17:50 |
| [2] Relinquished By: | | Marcia Mc | EA | 1/5/24 11:35 |
| [2] Received By: | | Katherine Noh | EA | JAN 06 2024 2956 |
| [3] Relinquished By: | | | | |
| [3] Received By: | | | | |

# ENTHALPY ANALYTICAL

## Chain of Custody Record

Lab No: 499402

Page: 6 of 6

**Turn Around Time (rush by advanced notice only)**

| Standard: | X | 5 Day: | | 3 Day: | |
|---|---|---|---|---|---|
| 2 Day: | | 1 Day: | | Custom TAT: | |

**Enthalpy Analytical - Orange**
931 W. Barkley Avenue, Orange, CA 92868
Phone 714-771-6900

**Matrix:** A = Air S = Soil/Solid W = Water DW = Drinking Wate SD = Sediment PP = Pure Product SEA = Sea Water SW = Swab T = Tissue WP = Wipe O = Other

**Preservatives:** 1 = $Na_2S_2O_3$ 2 = HCl 3 = $HNO_3$ 4 = $H_2SO_4$ 5 = NaOH 6 = Other

**Sample Receipt Temp:** (lab use only)

| CUSTOMER INFORMATION | | PROJECT INFORMATION | |
|---|---|---|---|
| Company: | ARCADIS US, INC. | Name: | Westwood Elementary School |
| Report To: | Julie Munn | Number: | |
| Email: | Julie.d.munn@arcadis.com | P.O. #: | 30155232 |
| Address: | | Address: | Santa Clara, California |
| | | | |
| Phone: | 916 865 3153 | Global ID: | |
| Fax: | | Sampled By: | Aaron Schmidt |

| | Sample ID | Sampling Date | Sampling Time | Matrix | Container No. / Size | Pres. | Metals by USEPA Method 6020 | OCPs by USEPA Method 8081A | PCBs by USEPA Method 8082 | NOA via PLM 6000/2-93/116 | TPH via 8015M + 8260 | Test Instructions / Comments |
|---|---|---|---|---|---|---|---|---|---|---|---|---|
| 1 | PC-1-0.5 | 1/3/24 | 0940 | Soil | 2/9oz | - | X | X | | X | | TPH-D/Mo via 8015M |
| 2 | PC-2-0.5 | 1/3/24 | 0925 | Soil | 1/9oz | - | X | X | | | | TPH-G via 8260 |
| 3 | PC-1-2.5 | 1/3/24 | 0945 | Soil | 2/9oz | - | X | X | | | | |
| 4 | PC-2-2.5 | 1/3/24 | 0935 | Soil | 1/9oz | - | X | X | | X | | hold for metals |
| 5 | PL-1-0.5 | 1/4/24 | 1235 | Soil | 1/9oz, 1/4oz | - | X | X | | | | |
| 6 | PL-2-0.5 | 1/4/24 | 1320 | Soil | 2/4oz | - | X | X | | X | X | |
| 7 | ~~PL-1-2.5~~ PL-1-3.1 | 1/4/24 | 1240 | Soil | 1/9oz, 1/4oz | - | X | X | | X | X | |
| 8 | PL-2-2.5 | 1/4/24 | 1325 | Soil | 2/4oz | - | X | X | | | X | hold for metals |
| 9 | DUP-5 | - | - | Soil | 2/9oz | - | X | X | | X | X | NO TPH |
| 10 | DUP-6 | - | - | Soil | 1/9oz | - | X | X | | | X | hold for metals |

| | Signature | Print Name | Company / Title | Date / Time |
|---|---|---|---|---|
| 1 Relinquished By: | | Aaron Schmidt | Arcadis/Geologist | 1/4/24 17:50 |
| 1 Received By: | | Marcus Yip | EA | 1/4/24 17:50 |
| 2 Relinquished By: | | Marcus Yip | EA | 1/5/24 11:55 |
| 2 Received By: | | Katherine Mok | EA | JAN 06 2024 0950 |
| 3 Relinquished By: | | | | |
| 3 Received By: | | | | |

## SAMPLE RECEIPT CHECKLIST

ENTHALPY ANALYTICAL

**Section 1: General Info**

Date Received: 1.4.24 Login # 499402 Client: Arcadis

**Section 2: Shipping / Custody**

Shipping Info: _____

Are custody seals present? ☑ No ☐ Yes If yes, where? ☐ on cooler, ☐ on samples, ☐ on package

Custody seals intact on arrival? ☐ Yes ☐ No ☑ N/A Date: _____ # of seals _____ ☐ Signature ☐ Initials

**Section 3: Condition / Packaging** ***Important*: Notify PM if temperature exceeds 6°C or arrive frozen**

Date Opened 1.4.24 By (print) Jade Peterson (sign) [signature]

☐ Samples received on ice directly from the field. Cooling process had begun. (if checked, skip temperatures)

If no cooler: Sample Temp (°C): _____

How many coolers? 2 Temp (°C): #1: 4.4 #2: 0.7 #3: _____ #4: _____ #5: _____ #6: _____

Temperature measured using ☐ Thermometer ID: _____, or IR Gun # ☑ B ☐ C

Type of ice used : ☑ Wet, ☐ Blue/Gel, ☐ None Temperature blank(s) included? ☐ Yes, ☐ No

| **Section 4: Containers / Labels / Samples** | YES | NO | N/A |
|---|---|---|---|
| Were custody papers dry, filled out properly, and the project identifiable? | ✓ | | |
| Were Method 5035 sampling containers present? Transferred to freezer @: _____ | | ✓ | |
| Did all containers arrive unbroken/unopened? | ✓ | | |
| Are there any missing / extra samples? | | ✓ | |
| Are samples in the appropriate containers for indicated tests? | ✓ | | |
| Are sample labels present, in good condition and complete? | ✓ | | |
| Does the container count match the COC? | ✓ | | |
| Do the sample labels agree with custody papers? | ✓* | | |
| Was sufficient amount of sample sent for tests requested? | ✓ | | |
| Did you change the hold time in LIMS for unpreserved VOAs? | | | ✓ |
| Did you change the hold time in LIMS for preserved terracores? | | | ✓ |
| Are bubbles > 6mm present in VOA samples? | | | ✓ |
| Was the client contacted about this delivery? Contacted: _____ By: _____ Date: _____ | | ✓ | |

| **Section 5: Preservatives** | YES | NO | N/A |
|---|---|---|---|
| Are the samples appropriately preserved? (if yes, skip the rest of section 5) | ✓ | | |
| Did any samples / containers require preservation upon receipt? | | | |
| Did you document your preservative check in the bench book? | | | |

Preservative added:

☐ H2SO4 lot# _____ added to samples _____ Date/Time _____

☐ HCL lot# _____ added to samples _____ Date/Time _____

☐ HNO3 lot# _____ added to samples _____ Date/Time _____

☐ CrVI Buffer lot# _____ added to samples _____ Date/Time _____

**Section 6: Explanations / Comments**

*Second jars for -051 & -053 were 4-oz jars; those whole jars were used for asbestos subject. All other asbestos sub-aliquots were aliquoted from their respective second 8-oz jars.

**Date Logged** 1.4.24 **By (print)** JJP for MH **(sign)** [signature]

**Date Labeled** 1/4/24 **By (print)** MH **(sign)** [signature]

ENTHALPY ANALYTICAL

# SAMPLE ACCEPTANCE CHECKLIST

**Section 1**

Client: Arcadis  Project: Westwood Elementary School

Date Received: 1/6/24  Sampler's Name Present: ☑ Yes ☐ No

**Section 2**

Sample(s) received in a cooler? ☑ Yes, How many? 3 ☐ No (skip section 2)  Sample Temp (°C) (No Cooler): _____

Sample Temp (°C), One from each cooler: #1: 4.5 #2: 4.5 #3: 4.2 #4: _____

*(Acceptance range is < 6°C but not frozen (for Microbiology samples, acceptance range is < 10°C but not frozen). It is acceptable for samples collected the same day as sample receipt to have a higher temperature as long as there is evidence that cooling has begun.)*

Shipping Information: _____

**Section 3**

Was the cooler packed with: ☑ Ice ☑ Ice Packs ☐ Bubble Wrap ☐ Styrofoam ☐ Paper ☐ None ☐ Other _____

Cooler Temp (°C): #1: 1.4 #2: 3.4 #3: 3.5 #4: _____

| **Section 4** | YES | NO | N/A |
|---|---|---|---|
| Was a COC received? | ✔ | | |
| Are sample IDs present? | ✔ | | |
| Are sampling dates & times present? | ✔ | | |
| Is a relinquished signature present? | ✔ | | |
| Are the tests required clearly indicated on the COC? | ✔ | | |
| Are custody seals present? | ✔ | | |
| If custody seals are present, were they intact? | ✔ | | |
| Are all samples sealed in plastic bags? (Recommended for Microbiology samples) | | | ✔ |
| Did all samples arrive intact? If no, indicate in Section 4 below. | ✔ | | |
| Did all bottle labels agree with COC? (ID, dates and times) | ✔ | | |
| Were the samples collected in the correct containers for the required tests? | ✔ | | |
| Are the containers labeled with the correct preservatives? | | | ✔ |
| Is there headspace in the VOA vials greater than 5-6 mm in diameter? | | | ✔ |
| Was a sufficient amount of sample submitted for the requested tests? | ✔ | | |

**Section 5** Explanations/Comments

499402

**Section 6**

For discrepancies, how was the Project Manager notified? ☐ Verbal PM Initials: _____ Date/Time _____

☐ Email (email sent to/on): _____ / _____

Project Manager's response:

Completed By: _____ Date: 1/6/24

Enthalpy Analytical, a subsidiary of Montrose Environmental Group ,Inc.
931 W. Barkley Ave, Orange, CA 92868 • T: (714) 771-6900 • F: (714) 538-1209
www.enthalpy.com/socal

ENTHALPY ANALYTICAL

# Analysis Results for 499402

Julie Munn
Arcadis
2300 Clayton Road
Suite 400
Concord, CA 94520

Lab Job #: 499402
Project No: SCUSD WESTWOOD
Location: Westwood Elementary School / Project Number (30155232 task 02)
Date Received: 01/04/24

**Sample ID: CB0102-1-0.5** **Lab ID: 499402-001** **Collected: 01/04/24 09:45**
**Matrix: Soil**

| 499402-001 Analyte | Result | Qual | Units | RL | MDL | DF | Batch | Prepared | Analyzed | Chemist |
|---|---|---|---|---|---|---|---|---|---|---|
| Method: EPA 6020<br>Prep Method: EPA 3050B | | | | | | | | | | |
| Antimony | ND | | mg/Kg | 0.97 | | 0.97 | 329964 | 01/07/24 | 01/09/24 | DXC |
| Arsenic | **28** | | mg/Kg | 0.97 | | 0.97 | 329964 | 01/07/24 | 01/09/24 | DXC |
| Barium | **190** | | mg/Kg | 0.97 | | 0.97 | 329964 | 01/07/24 | 01/09/24 | DXC |
| Beryllium | ND | | mg/Kg | 0.97 | | 0.97 | 329964 | 01/07/24 | 01/09/24 | DXC |
| Cadmium | **0.64** | | mg/Kg | 0.49 | | 0.97 | 329964 | 01/07/24 | 01/09/24 | DXC |
| Chromium | **58** | | mg/Kg | 0.97 | | 0.97 | 329964 | 01/07/24 | 01/09/24 | DXC |
| Cobalt | **14** | | mg/Kg | 0.97 | | 0.97 | 329964 | 01/07/24 | 01/09/24 | DXC |
| Copper | **34** | | mg/Kg | 0.97 | | 0.97 | 329964 | 01/07/24 | 01/09/24 | DXC |
| Lead | **19** | | mg/Kg | 0.49 | | 0.97 | 329964 | 01/07/24 | 01/09/24 | DXC |
| Molybdenum | ND | | mg/Kg | 0.97 | | 0.97 | 329964 | 01/07/24 | 01/09/24 | DXC |
| Nickel | **88** | | mg/Kg | 0.97 | | 0.97 | 329964 | 01/07/24 | 01/09/24 | DXC |
| Selenium | ND | | mg/Kg | 1.9 | | 0.97 | 329964 | 01/07/24 | 01/09/24 | DXC |
| Silver | ND | | mg/Kg | 0.49 | | 0.97 | 329964 | 01/07/24 | 01/09/24 | DXC |
| Thallium | **0.57** | J | mg/Kg | 0.97 | 0.032 | 0.97 | 329964 | 01/07/24 | 01/09/24 | DXC |
| Vanadium | **43** | | mg/Kg | 1.9 | | 0.97 | 329964 | 01/07/24 | 01/09/24 | DXC |
| Zinc | **95** | | mg/Kg | 4.9 | | 0.97 | 329964 | 01/07/24 | 01/09/24 | DXC |
| Method: EPA 7471A<br>Prep Method: METHOD | | | | | | | | | | |
| Mercury | ND | | mg/Kg | 0.15 | | 1.1 | 330043 | 01/08/24 | 01/09/24 | KAM |
| Method: EPA 8081A<br>Prep Method: EPA 3546 | | | | | | | | | | |
| alpha-BHC | ND | | ug/Kg | 5.0 | | 1 | 330018 | 01/09/24 | 01/10/24 | MES |
| beta-BHC | ND | | ug/Kg | 5.0 | | 1 | 330018 | 01/09/24 | 01/10/24 | MES |
| gamma-BHC | **12** | | ug/Kg | 5.0 | | 1 | 330018 | 01/09/24 | 01/10/24 | MES |
| delta-BHC | ND | | ug/Kg | 5.0 | | 1 | 330018 | 01/09/24 | 01/10/24 | MES |
| Heptachlor | ND | | ug/Kg | 5.0 | | 1 | 330018 | 01/09/24 | 01/10/24 | MES |
| Aldrin | ND | | ug/Kg | 5.0 | | 1 | 330018 | 01/09/24 | 01/10/24 | MES |
| Heptachlor epoxide | **9.8** | | ug/Kg | 5.0 | | 1 | 330018 | 01/09/24 | 01/10/24 | MES |
| Endosulfan I | ND | | ug/Kg | 5.0 | | 1 | 330018 | 01/09/24 | 01/10/24 | MES |
| Dieldrin | **5.7** | C | ug/Kg | 5.0 | | 1 | 330018 | 01/09/24 | 01/10/24 | MES |
| 4,4'-DDE | **100** | | ug/Kg | 5.0 | | 1 | 330018 | 01/09/24 | 01/10/24 | MES |
| Endrin | ND | | ug/Kg | 5.0 | | 1 | 330018 | 01/09/24 | 01/10/24 | MES |
| Endosulfan II | ND | | ug/Kg | 5.0 | | 1 | 330018 | 01/09/24 | 01/10/24 | MES |
| Endosulfan sulfate | ND | | ug/Kg | 5.0 | | 1 | 330018 | 01/09/24 | 01/10/24 | MES |
| 4,4'-DDD | ND | | ug/Kg | 5.0 | | 1 | 330018 | 01/09/24 | 01/10/24 | MES |
| Endrin aldehyde | ND | | ug/Kg | 5.0 | | 1 | 330018 | 01/09/24 | 01/10/24 | MES |
| Endrin ketone | ND | | ug/Kg | 5.0 | | 1 | 330018 | 01/09/24 | 01/10/24 | MES |
| 4,4'-DDT | **58** | | ug/Kg | 5.0 | | 1 | 330018 | 01/09/24 | 01/10/24 | MES |
| Methoxychlor | ND | | ug/Kg | 10 | | 1 | 330018 | 01/09/24 | 01/10/24 | MES |
| Toxaphene | ND | | ug/Kg | 100 | | 1 | 330018 | 01/09/24 | 01/10/24 | MES |


Results for any subcontracted analyses are not included in this section.

# Analysis Results for 499402

| 499402-001 Analyte | Result | Qual | Units | RL | MDL | DF | Batch | Prepared | Analyzed | Chemist |
|---|---|---|---|---|---|---|---|---|---|---|
| Chlordane (Technical) | **270** | | ug/Kg | 50 | | 1 | 330018 | 01/09/24 | 01/10/24 | MES |
| **Surrogates** | | | | **Limits** | | | | | | |
| TCMX | 88% | | %REC | 23-120 | | 1 | 330018 | 01/09/24 | 01/10/24 | MES |
| Decachlorobiphenyl | 116% | | %REC | 24-120 | | 1 | 330018 | 01/09/24 | 01/10/24 | MES |



Results for any subcontracted analyses are not included in this section.

ENTHALPY ANALYTICAL

# Analysis Results for 499402

| Sample ID: CB0102-2-0.5 | Lab ID: 499402-002 | Collected: 01/03/24 12:00 |
|---|---|---|
| | Matrix: Soil | |

| 499402-002 Analyte | Result | Qual | Units | RL | MDL | DF | Batch | Prepared | Analyzed | Chemist |
|---|---|---|---|---|---|---|---|---|---|---|
| Method: EPA 6020<br>Prep Method: EPA 3050B | | | | | | | | | | |
| Antimony | ND | | mg/Kg | 0.97 | | 0.97 | 329964 | 01/07/24 | 01/09/24 | DXC |
| Arsenic | **4.8** | | mg/Kg | 0.97 | | 0.97 | 329964 | 01/07/24 | 01/09/24 | DXC |
| Barium | **180** | | mg/Kg | 0.97 | | 0.97 | 329964 | 01/07/24 | 01/09/24 | DXC |
| Beryllium | ND | | mg/Kg | 0.97 | | 0.97 | 329964 | 01/07/24 | 01/09/24 | DXC |
| Cadmium | ND | | mg/Kg | 0.49 | | 0.97 | 329964 | 01/07/24 | 01/09/24 | DXC |
| Chromium | **68** | | mg/Kg | 0.97 | | 0.97 | 329964 | 01/07/24 | 01/09/24 | DXC |
| Cobalt | **17** | | mg/Kg | 0.97 | | 0.97 | 329964 | 01/07/24 | 01/09/24 | DXC |
| Copper | **43** | | mg/Kg | 0.97 | | 0.97 | 329964 | 01/07/24 | 01/09/24 | DXC |
| Lead | **7.4** | | mg/Kg | 0.49 | | 0.97 | 329964 | 01/07/24 | 01/09/24 | DXC |
| Molybdenum | ND | | mg/Kg | 0.97 | | 0.97 | 329964 | 01/07/24 | 01/09/24 | DXC |
| Nickel | **72** | | mg/Kg | 0.97 | | 0.97 | 329964 | 01/07/24 | 01/09/24 | DXC |
| Selenium | ND | | mg/Kg | 1.9 | | 0.97 | 329964 | 01/07/24 | 01/09/24 | DXC |
| Silver | ND | | mg/Kg | 0.49 | | 0.97 | 329964 | 01/07/24 | 01/09/24 | DXC |
| Thallium | **0.21** | B,J | mg/Kg | 0.97 | 0.032 | 0.97 | 329964 | 01/07/24 | 01/09/24 | DXC |
| Vanadium | **75** | | mg/Kg | 1.9 | | 0.97 | 329964 | 01/07/24 | 01/09/24 | DXC |
| Zinc | **65** | | mg/Kg | 4.9 | | 0.97 | 329964 | 01/07/24 | 01/09/24 | DXC |
| Method: EPA 7471A<br>Prep Method: METHOD | | | | | | | | | | |
| Mercury | ND | | mg/Kg | 0.16 | | 1.1 | 330043 | 01/08/24 | 01/09/24 | KAM |
| Method: EPA 8081A<br>Prep Method: EPA 3546 | | | | | | | | | | |
| alpha-BHC | ND | | ug/Kg | 5.1 | | 1 | 329977 | 01/08/24 | 01/09/24 | TRN |
| beta-BHC | ND | | ug/Kg | 5.1 | | 1 | 329977 | 01/08/24 | 01/09/24 | TRN |
| gamma-BHC | ND | | ug/Kg | 5.1 | | 1 | 329977 | 01/08/24 | 01/09/24 | TRN |
| delta-BHC | ND | | ug/Kg | 5.1 | | 1 | 329977 | 01/08/24 | 01/09/24 | TRN |
| Heptachlor | ND | | ug/Kg | 5.1 | | 1 | 329977 | 01/08/24 | 01/09/24 | TRN |
| Aldrin | ND | | ug/Kg | 5.1 | | 1 | 329977 | 01/08/24 | 01/09/24 | TRN |
| Heptachlor epoxide | ND | | ug/Kg | 5.1 | | 1 | 329977 | 01/08/24 | 01/09/24 | TRN |
| Endosulfan I | ND | | ug/Kg | 5.1 | | 1 | 329977 | 01/08/24 | 01/09/24 | TRN |
| Dieldrin | ND | | ug/Kg | 5.1 | | 1 | 329977 | 01/08/24 | 01/09/24 | TRN |
| 4,4'-DDE | ND | | ug/Kg | 5.1 | | 1 | 329977 | 01/08/24 | 01/09/24 | TRN |
| Endrin | ND | | ug/Kg | 5.1 | | 1 | 329977 | 01/08/24 | 01/09/24 | TRN |
| Endosulfan II | ND | | ug/Kg | 5.1 | | 1 | 329977 | 01/08/24 | 01/09/24 | TRN |
| Endosulfan sulfate | ND | | ug/Kg | 5.1 | | 1 | 329977 | 01/08/24 | 01/09/24 | TRN |
| 4,4'-DDD | ND | | ug/Kg | 5.1 | | 1 | 329977 | 01/08/24 | 01/09/24 | TRN |
| Endrin aldehyde | ND | | ug/Kg | 5.1 | | 1 | 329977 | 01/08/24 | 01/09/24 | TRN |
| Endrin ketone | ND | | ug/Kg | 5.1 | | 1 | 329977 | 01/08/24 | 01/09/24 | TRN |
| 4,4'-DDT | ND | | ug/Kg | 5.1 | | 1 | 329977 | 01/08/24 | 01/09/24 | TRN |
| Methoxychlor | ND | | ug/Kg | 10 | | 1 | 329977 | 01/08/24 | 01/09/24 | TRN |
| Toxaphene | ND | | ug/Kg | 100 | | 1 | 329977 | 01/08/24 | 01/09/24 | TRN |
| Chlordane (Technical) | ND | | ug/Kg | 51 | | 1 | 329977 | 01/08/24 | 01/09/24 | TRN |
| **Surrogates** | | | | **Limits** | | | | | | |
| TCMX | 94% | | %REC | 23-120 | | 1 | 329977 | 01/08/24 | 01/09/24 | TRN |
| Decachlorobiphenyl | 108% | | %REC | 24-120 | | 1 | 329977 | 01/08/24 | 01/09/24 | TRN |



Results for any subcontracted analyses are not included in this section.

# Analysis Results for 499402



Results for any subcontracted analyses are not included in this section.

ENTHALPY ANALYTICAL

# Analysis Results for 499402

| Sample ID: CB0102-3-0.5 | Lab ID: 499402-003 | Collected: 01/03/24 10:30 |
|---|---|---|
| | Matrix: Soil | |

| 499402-003 Analyte | Result | Qual | Units | RL | MDL | DF | Batch | Prepared | Analyzed | Chemist |
|---|---|---|---|---|---|---|---|---|---|---|
| Method: EPA 6020<br>Prep Method: EPA 3050B | | | | | | | | | | |
| Antimony | ND | | mg/Kg | 0.96 | | 0.96 | 329964 | 01/07/24 | 01/09/24 | DXC |
| Arsenic | **5.8** | | mg/Kg | 0.96 | | 0.96 | 329964 | 01/07/24 | 01/09/24 | DXC |
| Barium | **190** | | mg/Kg | 0.96 | | 0.96 | 329964 | 01/07/24 | 01/09/24 | DXC |
| Beryllium | ND | | mg/Kg | 0.96 | | 0.96 | 329964 | 01/07/24 | 01/09/24 | DXC |
| Cadmium | ND | | mg/Kg | 0.48 | | 0.96 | 329964 | 01/07/24 | 01/09/24 | DXC |
| Chromium | **69** | | mg/Kg | 0.96 | | 0.96 | 329964 | 01/07/24 | 01/09/24 | DXC |
| Cobalt | **18** | | mg/Kg | 0.96 | | 0.96 | 329964 | 01/07/24 | 01/09/24 | DXC |
| Copper | **42** | | mg/Kg | 0.96 | | 0.96 | 329964 | 01/07/24 | 01/09/24 | DXC |
| Lead | **13** | | mg/Kg | 0.48 | | 0.96 | 329964 | 01/07/24 | 01/09/24 | DXC |
| Molybdenum | ND | | mg/Kg | 0.96 | | 0.96 | 329964 | 01/07/24 | 01/09/24 | DXC |
| Nickel | **84** | | mg/Kg | 0.96 | | 0.96 | 329964 | 01/07/24 | 01/09/24 | DXC |
| Selenium | ND | | mg/Kg | 1.9 | | 0.96 | 329964 | 01/07/24 | 01/09/24 | DXC |
| Silver | ND | | mg/Kg | 0.48 | | 0.96 | 329964 | 01/07/24 | 01/09/24 | DXC |
| Thallium | **0.39** | B,J | mg/Kg | 0.96 | 0.031 | 0.96 | 329964 | 01/07/24 | 01/09/24 | DXC |
| Vanadium | **64** | | mg/Kg | 1.9 | | 0.96 | 329964 | 01/07/24 | 01/09/24 | DXC |
| Zinc | **88** | | mg/Kg | 4.8 | | 0.96 | 329964 | 01/07/24 | 01/09/24 | DXC |
| Method: EPA 7471A<br>Prep Method: METHOD | | | | | | | | | | |
| Mercury | ND | | mg/Kg | 0.14 | | 1 | 330043 | 01/08/24 | 01/09/24 | KAM |
| Method: EPA 8081A<br>Prep Method: EPA 3546 | | | | | | | | | | |
| alpha-BHC | ND | | ug/Kg | 5.1 | | 1 | 329977 | 01/08/24 | 01/09/24 | TRN |
| beta-BHC | ND | | ug/Kg | 5.1 | | 1 | 329977 | 01/08/24 | 01/09/24 | TRN |
| gamma-BHC | ND | | ug/Kg | 5.1 | | 1 | 329977 | 01/08/24 | 01/09/24 | TRN |
| delta-BHC | ND | | ug/Kg | 5.1 | | 1 | 329977 | 01/08/24 | 01/09/24 | TRN |
| Heptachlor | ND | | ug/Kg | 5.1 | | 1 | 329977 | 01/08/24 | 01/09/24 | TRN |
| Aldrin | ND | | ug/Kg | 5.1 | | 1 | 329977 | 01/08/24 | 01/09/24 | TRN |
| Heptachlor epoxide | ND | | ug/Kg | 5.1 | | 1 | 329977 | 01/08/24 | 01/09/24 | TRN |
| Endosulfan I | ND | | ug/Kg | 5.1 | | 1 | 329977 | 01/08/24 | 01/09/24 | TRN |
| Dieldrin | ND | | ug/Kg | 5.1 | | 1 | 329977 | 01/08/24 | 01/09/24 | TRN |
| 4,4'-DDE | **52** | | ug/Kg | 5.1 | | 1 | 329977 | 01/08/24 | 01/09/24 | TRN |
| Endrin | ND | | ug/Kg | 5.1 | | 1 | 329977 | 01/08/24 | 01/09/24 | TRN |
| Endosulfan II | ND | | ug/Kg | 5.1 | | 1 | 329977 | 01/08/24 | 01/09/24 | TRN |
| Endosulfan sulfate | ND | | ug/Kg | 5.1 | | 1 | 329977 | 01/08/24 | 01/09/24 | TRN |
| 4,4'-DDD | ND | | ug/Kg | 5.1 | | 1 | 329977 | 01/08/24 | 01/09/24 | TRN |
| Endrin aldehyde | ND | | ug/Kg | 5.1 | | 1 | 329977 | 01/08/24 | 01/09/24 | TRN |
| Endrin ketone | ND | | ug/Kg | 5.1 | | 1 | 329977 | 01/08/24 | 01/09/24 | TRN |
| 4,4'-DDT | **87** | | ug/Kg | 5.1 | | 1 | 329977 | 01/08/24 | 01/09/24 | TRN |
| Methoxychlor | ND | | ug/Kg | 10 | | 1 | 329977 | 01/08/24 | 01/09/24 | TRN |
| Toxaphene | ND | | ug/Kg | 100 | | 1 | 329977 | 01/08/24 | 01/09/24 | TRN |
| Chlordane (Technical) | ND | | ug/Kg | 51 | | 1 | 329977 | 01/08/24 | 01/09/24 | TRN |
| **Surrogates** | | | | **Limits** | | | | | | |
| TCMX | 98% | | %REC | 23-120 | | 1 | 329977 | 01/08/24 | 01/09/24 | TRN |
| Decachlorobiphenyl | 111% | | %REC | 24-120 | | 1 | 329977 | 01/08/24 | 01/09/24 | TRN |



Results for any subcontracted analyses are not included in this section.

ENTHALPY ANALYTICAL

# Analysis Results for 499402



Results for any subcontracted analyses are not included in this section.

ENTHALPY ANALYTICAL

# Analysis Results for 499402

| Sample ID: CB0102-4-0.5 | Lab ID: 499402-004 | Collected: 01/04/24 09:35 |
|---|---|---|
| | Matrix: Soil | |

| 499402-004 Analyte | Result | Qual | Units | RL | MDL | DF | Batch | Prepared | Analyzed | Chemist |
|---|---|---|---|---|---|---|---|---|---|---|
| Method: EPA 6020<br>Prep Method: EPA 3050B | | | | | | | | | | |
| Antimony | ND | | mg/Kg | 0.97 | | 0.97 | 329964 | 01/07/24 | 01/09/24 | DXC |
| Arsenic | **7.0** | | mg/Kg | 0.97 | | 0.97 | 329964 | 01/07/24 | 01/09/24 | DXC |
| Barium | **160** | | mg/Kg | 0.97 | | 0.97 | 329964 | 01/07/24 | 01/09/24 | DXC |
| Beryllium | ND | | mg/Kg | 0.97 | | 0.97 | 329964 | 01/07/24 | 01/09/24 | DXC |
| Cadmium | ND | | mg/Kg | 0.49 | | 0.97 | 329964 | 01/07/24 | 01/09/24 | DXC |
| Chromium | **59** | | mg/Kg | 0.97 | | 0.97 | 329964 | 01/07/24 | 01/09/24 | DXC |
| Cobalt | **14** | | mg/Kg | 0.97 | | 0.97 | 329964 | 01/07/24 | 01/09/24 | DXC |
| Copper | **36** | | mg/Kg | 0.97 | | 0.97 | 329964 | 01/07/24 | 01/09/24 | DXC |
| Lead | **12** | | mg/Kg | 0.49 | | 0.97 | 329964 | 01/07/24 | 01/09/24 | DXC |
| Molybdenum | ND | | mg/Kg | 0.97 | | 0.97 | 329964 | 01/07/24 | 01/09/24 | DXC |
| Nickel | **84** | | mg/Kg | 0.97 | | 0.97 | 329964 | 01/07/24 | 01/09/24 | DXC |
| Selenium | ND | | mg/Kg | 1.9 | | 0.97 | 329964 | 01/07/24 | 01/09/24 | DXC |
| Silver | ND | | mg/Kg | 0.49 | | 0.97 | 329964 | 01/07/24 | 01/09/24 | DXC |
| Thallium | **0.29** | B,J | mg/Kg | 0.97 | 0.032 | 0.97 | 329964 | 01/07/24 | 01/09/24 | DXC |
| Vanadium | **47** | | mg/Kg | 1.9 | | 0.97 | 329964 | 01/07/24 | 01/09/24 | DXC |
| Zinc | **79** | | mg/Kg | 4.9 | | 0.97 | 329964 | 01/07/24 | 01/09/24 | DXC |
| Method: EPA 7471A<br>Prep Method: METHOD | | | | | | | | | | |
| Mercury | ND | | mg/Kg | 0.15 | | 1.1 | 330043 | 01/08/24 | 01/09/24 | KAM |
| Method: EPA 8081A<br>Prep Method: EPA 3546 | | | | | | | | | | |
| alpha-BHC | ND | | ug/Kg | 4.9 | | 0.98 | 330018 | 01/09/24 | 01/10/24 | MES |
| beta-BHC | ND | | ug/Kg | 4.9 | | 0.98 | 330018 | 01/09/24 | 01/10/24 | MES |
| gamma-BHC | ND | | ug/Kg | 4.9 | | 0.98 | 330018 | 01/09/24 | 01/10/24 | MES |
| delta-BHC | ND | | ug/Kg | 4.9 | | 0.98 | 330018 | 01/09/24 | 01/10/24 | MES |
| Heptachlor | ND | | ug/Kg | 4.9 | | 0.98 | 330018 | 01/09/24 | 01/10/24 | MES |
| Aldrin | ND | | ug/Kg | 4.9 | | 0.98 | 330018 | 01/09/24 | 01/10/24 | MES |
| Heptachlor epoxide | ND | | ug/Kg | 4.9 | | 0.98 | 330018 | 01/09/24 | 01/10/24 | MES |
| Endosulfan I | ND | | ug/Kg | 4.9 | | 0.98 | 330018 | 01/09/24 | 01/10/24 | MES |
| Dieldrin | ND | | ug/Kg | 4.9 | | 0.98 | 330018 | 01/09/24 | 01/10/24 | MES |
| 4,4'-DDE | **11** | | ug/Kg | 4.9 | | 0.98 | 330018 | 01/09/24 | 01/10/24 | MES |
| Endrin | ND | | ug/Kg | 4.9 | | 0.98 | 330018 | 01/09/24 | 01/10/24 | MES |
| Endosulfan II | ND | | ug/Kg | 4.9 | | 0.98 | 330018 | 01/09/24 | 01/10/24 | MES |
| Endosulfan sulfate | ND | | ug/Kg | 4.9 | | 0.98 | 330018 | 01/09/24 | 01/10/24 | MES |
| 4,4'-DDD | ND | | ug/Kg | 4.9 | | 0.98 | 330018 | 01/09/24 | 01/10/24 | MES |
| Endrin aldehyde | ND | | ug/Kg | 4.9 | | 0.98 | 330018 | 01/09/24 | 01/10/24 | MES |
| Endrin ketone | ND | | ug/Kg | 4.9 | | 0.98 | 330018 | 01/09/24 | 01/10/24 | MES |
| 4,4'-DDT | **14** | C | ug/Kg | 4.9 | | 0.98 | 330018 | 01/09/24 | 01/10/24 | MES |
| Methoxychlor | ND | | ug/Kg | 9.8 | | 0.98 | 330018 | 01/09/24 | 01/10/24 | MES |
| Toxaphene | ND | | ug/Kg | 98 | | 0.98 | 330018 | 01/09/24 | 01/10/24 | MES |
| Chlordane (Technical) | **120** | | ug/Kg | 49 | | 0.98 | 330018 | 01/09/24 | 01/10/24 | MES |
| **Surrogates** | | | | **Limits** | | | | | | |
| TCMX | 91% | | %REC | 23-120 | | 0.98 | 330018 | 01/09/24 | 01/10/24 | MES |
| Decachlorobiphenyl | 116% | | %REC | 24-120 | | 0.98 | 330018 | 01/09/24 | 01/10/24 | MES |



Results for any subcontracted analyses are not included in this section.

ENTHALPY ANALYTICAL

# Analysis Results for 499402



Results for any subcontracted analyses are not included in this section.

ENTHALPY ANALYTICAL

# Analysis Results for 499402

| Sample ID: CB0102-1-2.5 | Lab ID: 499402-005 | Collected: 01/04/24 09:50 |
|---|---|---|
| | Matrix: Soil | |

| 499402-005 Analyte | Result | Qual | Units | RL | MDL | DF | Batch | Prepared | Analyzed | Chemist |
|---|---|---|---|---|---|---|---|---|---|---|
| Method: EPA 6020<br>Prep Method: EPA 3050B | | | | | | | | | | |
| Antimony | ND | | mg/Kg | 1.0 | | 1 | 330965 | 01/19/24 | 01/22/24 | DXC |
| Arsenic | **6.1** | | mg/Kg | 1.0 | | 1 | 330965 | 01/19/24 | 01/22/24 | DXC |
| Barium | **180** | | mg/Kg | 1.0 | | 1 | 330965 | 01/19/24 | 01/22/24 | DXC |
| Beryllium | ND | | mg/Kg | 1.0 | | 1 | 330965 | 01/19/24 | 01/22/24 | DXC |
| Cadmium | ND | | mg/Kg | 0.50 | | 1 | 330965 | 01/19/24 | 01/22/24 | DXC |
| Chromium | **64** | | mg/Kg | 1.0 | | 1 | 330965 | 01/19/24 | 01/22/24 | DXC |
| Cobalt | **15** | | mg/Kg | 1.0 | | 1 | 330965 | 01/19/24 | 01/22/24 | DXC |
| Copper | **35** | | mg/Kg | 1.0 | | 1 | 330965 | 01/19/24 | 01/22/24 | DXC |
| Lead | **9.6** | | mg/Kg | 0.50 | | 1 | 330965 | 01/19/24 | 01/22/24 | DXC |
| Molybdenum | ND | | mg/Kg | 1.0 | | 1 | 330965 | 01/19/24 | 01/22/24 | DXC |
| Nickel | **86** | | mg/Kg | 1.0 | | 1 | 330965 | 01/19/24 | 01/22/24 | DXC |
| Selenium | ND | | mg/Kg | 2.0 | | 1 | 330965 | 01/19/24 | 01/22/24 | DXC |
| Silver | ND | | mg/Kg | 0.50 | | 1 | 330965 | 01/19/24 | 01/22/24 | DXC |
| Thallium | **0.20** | B,J | mg/Kg | 1.0 | 0.033 | 1 | 330965 | 01/19/24 | 01/22/24 | DXC |
| Vanadium | **54** | | mg/Kg | 2.0 | | 1 | 330965 | 01/19/24 | 01/22/24 | DXC |
| Zinc | **82** | | mg/Kg | 5.0 | | 1 | 330965 | 01/19/24 | 01/22/24 | DXC |
| Method: EPA 7471A<br>Prep Method: METHOD | | | | | | | | | | |
| Mercury | ND | | mg/Kg | 0.14 | | 1 | 331139 | 01/23/24 | 01/24/24 | KAM |
| Method: EPA 8081A<br>Prep Method: EPA 3546 | | | | | | | | | | |
| alpha-BHC | ND | | ug/Kg | 5.1 | | 1 | 330018 | 01/09/24 | 01/10/24 | MES |
| beta-BHC | ND | | ug/Kg | 5.1 | | 1 | 330018 | 01/09/24 | 01/10/24 | MES |
| gamma-BHC | ND | | ug/Kg | 5.1 | | 1 | 330018 | 01/09/24 | 01/10/24 | MES |
| delta-BHC | ND | | ug/Kg | 5.1 | | 1 | 330018 | 01/09/24 | 01/10/24 | MES |
| Heptachlor | ND | | ug/Kg | 5.1 | | 1 | 330018 | 01/09/24 | 01/10/24 | MES |
| Aldrin | ND | | ug/Kg | 5.1 | | 1 | 330018 | 01/09/24 | 01/10/24 | MES |
| Heptachlor epoxide | ND | | ug/Kg | 5.1 | | 1 | 330018 | 01/09/24 | 01/10/24 | MES |
| Endosulfan I | ND | | ug/Kg | 5.1 | | 1 | 330018 | 01/09/24 | 01/10/24 | MES |
| Dieldrin | ND | | ug/Kg | 5.1 | | 1 | 330018 | 01/09/24 | 01/10/24 | MES |
| 4,4'-DDE | ND | | ug/Kg | 5.1 | | 1 | 330018 | 01/09/24 | 01/10/24 | MES |
| Endrin | ND | | ug/Kg | 5.1 | | 1 | 330018 | 01/09/24 | 01/10/24 | MES |
| Endosulfan II | ND | | ug/Kg | 5.1 | | 1 | 330018 | 01/09/24 | 01/10/24 | MES |
| Endosulfan sulfate | ND | | ug/Kg | 5.1 | | 1 | 330018 | 01/09/24 | 01/10/24 | MES |
| 4,4'-DDD | ND | | ug/Kg | 5.1 | | 1 | 330018 | 01/09/24 | 01/10/24 | MES |
| Endrin aldehyde | ND | | ug/Kg | 5.1 | | 1 | 330018 | 01/09/24 | 01/10/24 | MES |
| Endrin ketone | ND | | ug/Kg | 5.1 | | 1 | 330018 | 01/09/24 | 01/10/24 | MES |
| 4,4'-DDT | ND | | ug/Kg | 5.1 | | 1 | 330018 | 01/09/24 | 01/10/24 | MES |
| Methoxychlor | ND | | ug/Kg | 10 | | 1 | 330018 | 01/09/24 | 01/10/24 | MES |
| Toxaphene | ND | | ug/Kg | 100 | | 1 | 330018 | 01/09/24 | 01/10/24 | MES |
| Chlordane (Technical) | ND | | ug/Kg | 51 | | 1 | 330018 | 01/09/24 | 01/10/24 | MES |
| **Surrogates** | | | | **Limits** | | | | | | |
| TCMX | 89% | | %REC | 23-120 | | 1 | 330018 | 01/09/24 | 01/10/24 | MES |
| Decachlorobiphenyl | 106% | | %REC | 24-120 | | 1 | 330018 | 01/09/24 | 01/10/24 | MES |



Results for any subcontracted analyses are not included in this section.

ENTHALPY ANALYTICAL

# Analysis Results for 499402

| Sample ID: CB0102-2-2.5 | Lab ID: 499402-006 | Collected: 01/03/24 12:55 |
|---|---|---|
| | Matrix: Soil | |

| 499402-006 Analyte | Result | Qual | Units | RL | MDL | DF | Batch | Prepared | Analyzed | Chemist |
|---|---|---|---|---|---|---|---|---|---|---|
| Method: EPA 8081A<br>Prep Method: EPA 3546 | | | | | | | | | | |
| alpha-BHC | ND | | ug/Kg | 5.0 | | 0.99 | 329977 | 01/08/24 | 01/09/24 | TRN |
| beta-BHC | ND | | ug/Kg | 5.0 | | 0.99 | 329977 | 01/08/24 | 01/09/24 | TRN |
| gamma-BHC | ND | | ug/Kg | 5.0 | | 0.99 | 329977 | 01/08/24 | 01/09/24 | TRN |
| delta-BHC | ND | | ug/Kg | 5.0 | | 0.99 | 329977 | 01/08/24 | 01/09/24 | TRN |
| Heptachlor | ND | | ug/Kg | 5.0 | | 0.99 | 329977 | 01/08/24 | 01/09/24 | TRN |
| Aldrin | ND | | ug/Kg | 5.0 | | 0.99 | 329977 | 01/08/24 | 01/09/24 | TRN |
| Heptachlor epoxide | ND | | ug/Kg | 5.0 | | 0.99 | 329977 | 01/08/24 | 01/09/24 | TRN |
| Endosulfan I | ND | | ug/Kg | 5.0 | | 0.99 | 329977 | 01/08/24 | 01/09/24 | TRN |
| Dieldrin | ND | | ug/Kg | 5.0 | | 0.99 | 329977 | 01/08/24 | 01/09/24 | TRN |
| 4,4'-DDE | **15** | | ug/Kg | 5.0 | | 0.99 | 329977 | 01/08/24 | 01/09/24 | TRN |
| Endrin | ND | | ug/Kg | 5.0 | | 0.99 | 329977 | 01/08/24 | 01/09/24 | TRN |
| Endosulfan II | ND | | ug/Kg | 5.0 | | 0.99 | 329977 | 01/08/24 | 01/09/24 | TRN |
| Endosulfan sulfate | ND | | ug/Kg | 5.0 | | 0.99 | 329977 | 01/08/24 | 01/09/24 | TRN |
| 4,4'-DDD | ND | | ug/Kg | 5.0 | | 0.99 | 329977 | 01/08/24 | 01/09/24 | TRN |
| Endrin aldehyde | ND | | ug/Kg | 5.0 | | 0.99 | 329977 | 01/08/24 | 01/09/24 | TRN |
| Endrin ketone | ND | | ug/Kg | 5.0 | | 0.99 | 329977 | 01/08/24 | 01/09/24 | TRN |
| 4,4'-DDT | **16** | | ug/Kg | 5.0 | | 0.99 | 329977 | 01/08/24 | 01/09/24 | TRN |
| Methoxychlor | ND | | ug/Kg | 9.9 | | 0.99 | 329977 | 01/08/24 | 01/09/24 | TRN |
| Toxaphene | ND | | ug/Kg | 99 | | 0.99 | 329977 | 01/08/24 | 01/09/24 | TRN |
| Chlordane (Technical) | ND | | ug/Kg | 50 | | 0.99 | 329977 | 01/08/24 | 01/09/24 | TRN |
| **Surrogates** | | | | **Limits** | | | | | | |
| TCMX | 94% | | %REC | 23-120 | | 0.99 | 329977 | 01/08/24 | 01/09/24 | TRN |
| Decachlorobiphenyl | 111% | | %REC | 24-120 | | 0.99 | 329977 | 01/08/24 | 01/09/24 | TRN |



Results for any subcontracted analyses are not included in this section.

ENTHALPY ANALYTICAL

# Analysis Results for 499402

| Sample ID: CB0102-3-2.5 | Lab ID: 499402-007 | Collected: 01/03/24 10:35 |
|---|---|---|
| | Matrix: Soil | |

| 499402-007 Analyte | Result | Qual | Units | RL | MDL | DF | Batch | Prepared | Analyzed | Chemist |
|---|---|---|---|---|---|---|---|---|---|---|
| Method: EPA 8081A<br>Prep Method: EPA 3546 | | | | | | | | | | |
| alpha-BHC | ND | | ug/Kg | 5.0 | | 1 | 329977 | 01/08/24 | 01/09/24 | TRN |
| beta-BHC | ND | | ug/Kg | 5.0 | | 1 | 329977 | 01/08/24 | 01/09/24 | TRN |
| gamma-BHC | ND | | ug/Kg | 5.0 | | 1 | 329977 | 01/08/24 | 01/09/24 | TRN |
| delta-BHC | ND | | ug/Kg | 5.0 | | 1 | 329977 | 01/08/24 | 01/09/24 | TRN |
| Heptachlor | ND | | ug/Kg | 5.0 | | 1 | 329977 | 01/08/24 | 01/09/24 | TRN |
| Aldrin | ND | | ug/Kg | 5.0 | | 1 | 329977 | 01/08/24 | 01/09/24 | TRN |
| Heptachlor epoxide | ND | | ug/Kg | 5.0 | | 1 | 329977 | 01/08/24 | 01/09/24 | TRN |
| Endosulfan I | ND | | ug/Kg | 5.0 | | 1 | 329977 | 01/08/24 | 01/09/24 | TRN |
| Dieldrin | ND | | ug/Kg | 5.0 | | 1 | 329977 | 01/08/24 | 01/09/24 | TRN |
| 4,4'-DDE | ND | | ug/Kg | 5.0 | | 1 | 329977 | 01/08/24 | 01/09/24 | TRN |
| Endrin | ND | | ug/Kg | 5.0 | | 1 | 329977 | 01/08/24 | 01/09/24 | TRN |
| Endosulfan II | ND | | ug/Kg | 5.0 | | 1 | 329977 | 01/08/24 | 01/09/24 | TRN |
| Endosulfan sulfate | ND | | ug/Kg | 5.0 | | 1 | 329977 | 01/08/24 | 01/09/24 | TRN |
| 4,4'-DDD | ND | | ug/Kg | 5.0 | | 1 | 329977 | 01/08/24 | 01/09/24 | TRN |
| Endrin aldehyde | ND | | ug/Kg | 5.0 | | 1 | 329977 | 01/08/24 | 01/09/24 | TRN |
| Endrin ketone | ND | | ug/Kg | 5.0 | | 1 | 329977 | 01/08/24 | 01/09/24 | TRN |
| 4,4'-DDT | ND | | ug/Kg | 5.0 | | 1 | 329977 | 01/08/24 | 01/09/24 | TRN |
| Methoxychlor | ND | | ug/Kg | 10 | | 1 | 329977 | 01/08/24 | 01/09/24 | TRN |
| Toxaphene | ND | | ug/Kg | 100 | | 1 | 329977 | 01/08/24 | 01/09/24 | TRN |
| Chlordane (Technical) | ND | | ug/Kg | 50 | | 1 | 329977 | 01/08/24 | 01/09/24 | TRN |
| **Surrogates** | | | | **Limits** | | | | | | |
| TCMX | 97% | | %REC | 23-120 | | 1 | 329977 | 01/08/24 | 01/09/24 | TRN |
| Decachlorobiphenyl | 95% | | %REC | 24-120 | | 1 | 329977 | 01/08/24 | 01/09/24 | TRN |



Results for any subcontracted analyses are not included in this section.

ENTHALPY ANALYTICAL

# Analysis Results for 499402

| Sample ID: CB0102-4-2.5 | Lab ID: 499402-008 | Collected: 01/04/24 09:40 |
|---|---|---|
| | Matrix: Soil | |

| 499402-008 Analyte | Result | Qual | Units | RL | MDL | DF | Batch | Prepared | Analyzed | Chemist |
|---|---|---|---|---|---|---|---|---|---|---|
| Method: EPA 8081A<br>Prep Method: EPA 3546 | | | | | | | | | | |
| alpha-BHC | ND | | ug/Kg | 5.1 | | 1 | 330018 | 01/09/24 | 01/10/24 | MES |
| beta-BHC | ND | | ug/Kg | 5.1 | | 1 | 330018 | 01/09/24 | 01/10/24 | MES |
| gamma-BHC | ND | | ug/Kg | 5.1 | | 1 | 330018 | 01/09/24 | 01/10/24 | MES |
| delta-BHC | ND | | ug/Kg | 5.1 | | 1 | 330018 | 01/09/24 | 01/10/24 | MES |
| Heptachlor | ND | | ug/Kg | 5.1 | | 1 | 330018 | 01/09/24 | 01/10/24 | MES |
| Aldrin | ND | | ug/Kg | 5.1 | | 1 | 330018 | 01/09/24 | 01/10/24 | MES |
| Heptachlor epoxide | ND | | ug/Kg | 5.1 | | 1 | 330018 | 01/09/24 | 01/10/24 | MES |
| Endosulfan I | ND | | ug/Kg | 5.1 | | 1 | 330018 | 01/09/24 | 01/10/24 | MES |
| Dieldrin | ND | | ug/Kg | 5.1 | | 1 | 330018 | 01/09/24 | 01/10/24 | MES |
| 4,4'-DDE | ND | | ug/Kg | 5.1 | | 1 | 330018 | 01/09/24 | 01/10/24 | MES |
| Endrin | ND | | ug/Kg | 5.1 | | 1 | 330018 | 01/09/24 | 01/10/24 | MES |
| Endosulfan II | ND | | ug/Kg | 5.1 | | 1 | 330018 | 01/09/24 | 01/10/24 | MES |
| Endosulfan sulfate | ND | | ug/Kg | 5.1 | | 1 | 330018 | 01/09/24 | 01/10/24 | MES |
| 4,4'-DDD | ND | | ug/Kg | 5.1 | | 1 | 330018 | 01/09/24 | 01/10/24 | MES |
| Endrin aldehyde | ND | | ug/Kg | 5.1 | | 1 | 330018 | 01/09/24 | 01/10/24 | MES |
| Endrin ketone | ND | | ug/Kg | 5.1 | | 1 | 330018 | 01/09/24 | 01/10/24 | MES |
| 4,4'-DDT | ND | | ug/Kg | 5.1 | | 1 | 330018 | 01/09/24 | 01/10/24 | MES |
| Methoxychlor | ND | | ug/Kg | 10 | | 1 | 330018 | 01/09/24 | 01/10/24 | MES |
| Toxaphene | ND | | ug/Kg | 100 | | 1 | 330018 | 01/09/24 | 01/10/24 | MES |
| Chlordane (Technical) | ND | | ug/Kg | 51 | | 1 | 330018 | 01/09/24 | 01/10/24 | MES |
| **Surrogates** | | | | **Limits** | | | | | | |
| TCMX | 86% | | %REC | 23-120 | | 1 | 330018 | 01/09/24 | 01/10/24 | MES |
| Decachlorobiphenyl | 95% | | %REC | 24-120 | | 1 | 330018 | 01/09/24 | 01/10/24 | MES |



Results for any subcontracted analyses are not included in this section.

ENTHALPY ANALYTICAL

# Analysis Results for 499402

| Sample ID: DUP-4 | Lab ID: 499402-009 | Collected: 01/04/24 |
|---|---|---|
| | Matrix: Soil | |

| 499402-009 Analyte | Result | Qual | Units | RL | MDL | DF | Batch | Prepared | Analyzed | Chemist |
|---|---|---|---|---|---|---|---|---|---|---|
| Method: EPA 6020<br>Prep Method: EPA 3050B | | | | | | | | | | |
| Antimony | ND | | mg/Kg | 0.98 | | 0.98 | 329964 | 01/07/24 | 01/09/24 | DXC |
| Arsenic | **1.9** | | mg/Kg | 0.98 | | 0.98 | 329964 | 01/07/24 | 01/09/24 | DXC |
| Barium | **110** | | mg/Kg | 0.98 | | 0.98 | 329964 | 01/07/24 | 01/09/24 | DXC |
| Beryllium | ND | | mg/Kg | 0.98 | | 0.98 | 329964 | 01/07/24 | 01/09/24 | DXC |
| Cadmium | ND | | mg/Kg | 0.49 | | 0.98 | 329964 | 01/07/24 | 01/09/24 | DXC |
| Chromium | **42** | | mg/Kg | 0.98 | | 0.98 | 329964 | 01/07/24 | 01/09/24 | DXC |
| Cobalt | **8.3** | | mg/Kg | 0.98 | | 0.98 | 329964 | 01/07/24 | 01/09/24 | DXC |
| Copper | **22** | | mg/Kg | 0.98 | | 0.98 | 329964 | 01/07/24 | 01/09/24 | DXC |
| Lead | **4.9** | | mg/Kg | 0.49 | | 0.98 | 329964 | 01/07/24 | 01/09/24 | DXC |
| Molybdenum | ND | | mg/Kg | 0.98 | | 0.98 | 329964 | 01/07/24 | 01/09/24 | DXC |
| Nickel | **55** | | mg/Kg | 0.98 | | 0.98 | 329964 | 01/07/24 | 01/09/24 | DXC |
| Selenium | ND | | mg/Kg | 2.0 | | 0.98 | 329964 | 01/07/24 | 01/09/24 | DXC |
| Silver | ND | | mg/Kg | 0.49 | | 0.98 | 329964 | 01/07/24 | 01/09/24 | DXC |
| Thallium | **0.15** | B,J | mg/Kg | 0.98 | 0.032 | 0.98 | 329964 | 01/07/24 | 01/09/24 | DXC |
| Vanadium | **40** | | mg/Kg | 2.0 | | 0.98 | 329964 | 01/07/24 | 01/09/24 | DXC |
| Zinc | **57** | | mg/Kg | 4.9 | | 0.98 | 329964 | 01/07/24 | 01/09/24 | DXC |
| Method: EPA 7471A<br>Prep Method: METHOD | | | | | | | | | | |
| Mercury | ND | | mg/Kg | 0.16 | | 1.1 | 330043 | 01/08/24 | 01/09/24 | KAM |
| Method: EPA 8081A<br>Prep Method: EPA 3546 | | | | | | | | | | |
| alpha-BHC | ND | | ug/Kg | 51 | | 10 | 330018 | 01/09/24 | 01/10/24 | MES |
| beta-BHC | ND | | ug/Kg | 51 | | 10 | 330018 | 01/09/24 | 01/10/24 | MES |
| gamma-BHC | ND | | ug/Kg | 51 | | 10 | 330018 | 01/09/24 | 01/10/24 | MES |
| delta-BHC | ND | | ug/Kg | 51 | | 10 | 330018 | 01/09/24 | 01/10/24 | MES |
| Heptachlor | ND | | ug/Kg | 51 | | 10 | 330018 | 01/09/24 | 01/10/24 | MES |
| Aldrin | ND | | ug/Kg | 51 | | 10 | 330018 | 01/09/24 | 01/10/24 | MES |
| Heptachlor epoxide | ND | | ug/Kg | 51 | | 10 | 330018 | 01/09/24 | 01/10/24 | MES |
| Endosulfan I | ND | | ug/Kg | 51 | | 10 | 330018 | 01/09/24 | 01/10/24 | MES |
| Dieldrin | ND | | ug/Kg | 51 | | 10 | 330018 | 01/09/24 | 01/10/24 | MES |
| 4,4'-DDE | ND | | ug/Kg | 51 | | 10 | 330018 | 01/09/24 | 01/10/24 | MES |
| Endrin | ND | | ug/Kg | 51 | | 10 | 330018 | 01/09/24 | 01/10/24 | MES |
| Endosulfan II | ND | | ug/Kg | 51 | | 10 | 330018 | 01/09/24 | 01/10/24 | MES |
| Endosulfan sulfate | ND | | ug/Kg | 51 | | 10 | 330018 | 01/09/24 | 01/10/24 | MES |
| 4,4'-DDD | ND | | ug/Kg | 51 | | 10 | 330018 | 01/09/24 | 01/10/24 | MES |
| Endrin aldehyde | ND | | ug/Kg | 51 | | 10 | 330018 | 01/09/24 | 01/10/24 | MES |
| Endrin ketone | ND | | ug/Kg | 51 | | 10 | 330018 | 01/09/24 | 01/10/24 | MES |
| 4,4'-DDT | ND | | ug/Kg | 51 | | 10 | 330018 | 01/09/24 | 01/10/24 | MES |
| Methoxychlor | ND | | ug/Kg | 100 | | 10 | 330018 | 01/09/24 | 01/10/24 | MES |
| Toxaphene | ND | | ug/Kg | 1,000 | | 10 | 330018 | 01/09/24 | 01/10/24 | MES |
| Chlordane (Technical) | ND | | ug/Kg | 510 | | 10 | 330018 | 01/09/24 | 01/10/24 | MES |
| **Surrogates** | | | | **Limits** | | | | | | |
| TCMX | | DO | %REC | 23-120 | | 10 | 330018 | 01/09/24 | 01/10/24 | MES |
| Decachlorobiphenyl | | DO | %REC | 24-120 | | 10 | 330018 | 01/09/24 | 01/10/24 | MES |



Results for any subcontracted analyses are not included in this section.

# Analysis Results for 499402



Results for any subcontracted analyses are not included in this section.

ENTHALPY ANALYTICAL

# Analysis Results for 499402

| Sample ID: DUP-2 | Lab ID: 499402-010 | Collected: 01/04/24 |
|---|---|---|
| | Matrix: Soil | |

| 499402-010 Analyte | Result | Qual | Units | RL | MDL | DF | Batch | Prepared | Analyzed | Chemist |
|---|---|---|---|---|---|---|---|---|---|---|
| Method: EPA 6020<br>Prep Method: EPA 3050B | | | | | | | | | | |
| Antimony | ND | | mg/Kg | 0.96 | | 0.96 | 329964 | 01/07/24 | 01/09/24 | DXC |
| Arsenic | **21** | | mg/Kg | 0.96 | | 0.96 | 329964 | 01/07/24 | 01/09/24 | DXC |
| Barium | **190** | | mg/Kg | 0.96 | | 0.96 | 329964 | 01/07/24 | 01/09/24 | DXC |
| Beryllium | ND | | mg/Kg | 0.96 | | 0.96 | 329964 | 01/07/24 | 01/09/24 | DXC |
| Cadmium | ND | | mg/Kg | 0.48 | | 0.96 | 329964 | 01/07/24 | 01/09/24 | DXC |
| Chromium | **65** | | mg/Kg | 0.96 | | 0.96 | 329964 | 01/07/24 | 01/09/24 | DXC |
| Cobalt | **15** | | mg/Kg | 0.96 | | 0.96 | 329964 | 01/07/24 | 01/09/24 | DXC |
| Copper | **36** | | mg/Kg | 0.96 | | 0.96 | 329964 | 01/07/24 | 01/09/24 | DXC |
| Lead | **19** | | mg/Kg | 0.48 | | 0.96 | 329964 | 01/07/24 | 01/09/24 | DXC |
| Molybdenum | ND | | mg/Kg | 0.96 | | 0.96 | 329964 | 01/07/24 | 01/09/24 | DXC |
| Nickel | **92** | | mg/Kg | 0.96 | | 0.96 | 329964 | 01/07/24 | 01/09/24 | DXC |
| Selenium | ND | | mg/Kg | 1.9 | | 0.96 | 329964 | 01/07/24 | 01/09/24 | DXC |
| Silver | ND | | mg/Kg | 0.48 | | 0.96 | 329964 | 01/07/24 | 01/09/24 | DXC |
| Thallium | **0.15** | B,J | mg/Kg | 0.96 | 0.031 | 0.96 | 329964 | 01/07/24 | 01/09/24 | DXC |
| Vanadium | **47** | | mg/Kg | 1.9 | | 0.96 | 329964 | 01/07/24 | 01/09/24 | DXC |
| Zinc | **100** | | mg/Kg | 4.8 | | 0.96 | 329964 | 01/07/24 | 01/09/24 | DXC |
| Method: EPA 7471A<br>Prep Method: METHOD | | | | | | | | | | |
| Mercury | ND | | mg/Kg | 0.15 | | 1.1 | 330043 | 01/08/24 | 01/09/24 | KAM |
| Method: EPA 8081A<br>Prep Method: EPA 3546 | | | | | | | | | | |
| alpha-BHC | ND | | ug/Kg | 5.1 | | 1 | 330018 | 01/09/24 | 01/10/24 | MES |
| beta-BHC | ND | | ug/Kg | 5.1 | | 1 | 330018 | 01/09/24 | 01/10/24 | MES |
| gamma-BHC | **12** | | ug/Kg | 5.1 | | 1 | 330018 | 01/09/24 | 01/10/24 | MES |
| delta-BHC | ND | | ug/Kg | 5.1 | | 1 | 330018 | 01/09/24 | 01/10/24 | MES |
| Heptachlor | ND | | ug/Kg | 5.1 | | 1 | 330018 | 01/09/24 | 01/10/24 | MES |
| Aldrin | ND | | ug/Kg | 5.1 | | 1 | 330018 | 01/09/24 | 01/10/24 | MES |
| Heptachlor epoxide | **9.1** | | ug/Kg | 5.1 | | 1 | 330018 | 01/09/24 | 01/10/24 | MES |
| Endosulfan I | ND | | ug/Kg | 5.1 | | 1 | 330018 | 01/09/24 | 01/10/24 | MES |
| Dieldrin | **6.0** | C | ug/Kg | 5.1 | | 1 | 330018 | 01/09/24 | 01/10/24 | MES |
| 4,4'-DDE | **120** | | ug/Kg | 5.1 | | 1 | 330018 | 01/09/24 | 01/10/24 | MES |
| Endrin | ND | | ug/Kg | 5.1 | | 1 | 330018 | 01/09/24 | 01/10/24 | MES |
| Endosulfan II | ND | | ug/Kg | 5.1 | | 1 | 330018 | 01/09/24 | 01/10/24 | MES |
| Endosulfan sulfate | ND | | ug/Kg | 5.1 | | 1 | 330018 | 01/09/24 | 01/10/24 | MES |
| 4,4'-DDD | ND | | ug/Kg | 5.1 | | 1 | 330018 | 01/09/24 | 01/10/24 | MES |
| Endrin aldehyde | ND | | ug/Kg | 5.1 | | 1 | 330018 | 01/09/24 | 01/10/24 | MES |
| Endrin ketone | ND | | ug/Kg | 5.1 | | 1 | 330018 | 01/09/24 | 01/10/24 | MES |
| 4,4'-DDT | **48** | | ug/Kg | 5.1 | | 1 | 330018 | 01/09/24 | 01/10/24 | MES |
| Methoxychlor | ND | | ug/Kg | 10 | | 1 | 330018 | 01/09/24 | 01/10/24 | MES |
| Toxaphene | ND | | ug/Kg | 100 | | 1 | 330018 | 01/09/24 | 01/10/24 | MES |
| Chlordane (Technical) | **250** | | ug/Kg | 51 | | 1 | 330018 | 01/09/24 | 01/10/24 | MES |
| **Surrogates** | | | | **Limits** | | | | | | |
| TCMX | 88% | | %REC | 23-120 | | 1 | 330018 | 01/09/24 | 01/10/24 | MES |
| Decachlorobiphenyl | 90% | | %REC | 24-120 | | 1 | 330018 | 01/09/24 | 01/10/24 | MES |



Results for any subcontracted analyses are not included in this section.

ENTHALPY ANALYTICAL

# Analysis Results for 499402



Results for any subcontracted analyses are not included in this section.

ENTHALPY ANALYTICAL

# Analysis Results for 499402

| Sample ID: CB305-1-0.5 | Lab ID: 499402-011 | Collected: 01/04/24 09:25 |
|---|---|---|
| | Matrix: Soil | |

| 499402-011 Analyte | Result | Qual | Units | RL | MDL | DF | Batch | Prepared | Analyzed | Chemist |
|---|---|---|---|---|---|---|---|---|---|---|
| Method: EPA 6020<br>Prep Method: EPA 3050B | | | | | | | | | | |
| Antimony | ND | | mg/Kg | 0.98 | | 0.98 | 329964 | 01/07/24 | 01/09/24 | DXC |
| Arsenic | **6.3** | | mg/Kg | 0.98 | | 0.98 | 329964 | 01/07/24 | 01/09/24 | DXC |
| Barium | **200** | | mg/Kg | 0.98 | | 0.98 | 329964 | 01/07/24 | 01/09/24 | DXC |
| Beryllium | ND | | mg/Kg | 0.98 | | 0.98 | 329964 | 01/07/24 | 01/09/24 | DXC |
| Cadmium | ND | | mg/Kg | 0.49 | | 0.98 | 329964 | 01/07/24 | 01/09/24 | DXC |
| Chromium | **68** | | mg/Kg | 0.98 | | 0.98 | 329964 | 01/07/24 | 01/09/24 | DXC |
| Cobalt | **16** | | mg/Kg | 0.98 | | 0.98 | 329964 | 01/07/24 | 01/09/24 | DXC |
| Copper | **38** | | mg/Kg | 0.98 | | 0.98 | 329964 | 01/07/24 | 01/09/24 | DXC |
| Lead | **12** | | mg/Kg | 0.49 | | 0.98 | 329964 | 01/07/24 | 01/09/24 | DXC |
| Molybdenum | ND | | mg/Kg | 0.98 | | 0.98 | 329964 | 01/07/24 | 01/09/24 | DXC |
| Nickel | **87** | | mg/Kg | 0.98 | | 0.98 | 329964 | 01/07/24 | 01/09/24 | DXC |
| Selenium | ND | | mg/Kg | 2.0 | | 0.98 | 329964 | 01/07/24 | 01/09/24 | DXC |
| Silver | ND | | mg/Kg | 0.49 | | 0.98 | 329964 | 01/07/24 | 01/09/24 | DXC |
| Thallium | **0.25** | B,J | mg/Kg | 0.98 | 0.032 | 0.98 | 329964 | 01/07/24 | 01/09/24 | DXC |
| Vanadium | **60** | | mg/Kg | 2.0 | | 0.98 | 329964 | 01/07/24 | 01/09/24 | DXC |
| Zinc | **91** | | mg/Kg | 4.9 | | 0.98 | 329964 | 01/07/24 | 01/09/24 | DXC |
| Method: EPA 7471A<br>Prep Method: METHOD | | | | | | | | | | |
| Mercury | ND | | mg/Kg | 0.14 | | 1 | 330043 | 01/08/24 | 01/09/24 | KAM |
| Method: EPA 8081A<br>Prep Method: EPA 3546 | | | | | | | | | | |
| alpha-BHC | ND | | ug/Kg | 5.1 | | 1 | 330018 | 01/09/24 | 01/10/24 | MES |
| beta-BHC | ND | | ug/Kg | 5.1 | | 1 | 330018 | 01/09/24 | 01/10/24 | MES |
| gamma-BHC | ND | | ug/Kg | 5.1 | | 1 | 330018 | 01/09/24 | 01/10/24 | MES |
| delta-BHC | ND | | ug/Kg | 5.1 | | 1 | 330018 | 01/09/24 | 01/10/24 | MES |
| Heptachlor | ND | | ug/Kg | 5.1 | | 1 | 330018 | 01/09/24 | 01/10/24 | MES |
| Aldrin | ND | | ug/Kg | 5.1 | | 1 | 330018 | 01/09/24 | 01/10/24 | MES |
| Heptachlor epoxide | ND | | ug/Kg | 5.1 | | 1 | 330018 | 01/09/24 | 01/10/24 | MES |
| Endosulfan I | ND | | ug/Kg | 5.1 | | 1 | 330018 | 01/09/24 | 01/10/24 | MES |
| Dieldrin | ND | | ug/Kg | 5.1 | | 1 | 330018 | 01/09/24 | 01/10/24 | MES |
| 4,4'-DDE | **11** | | ug/Kg | 5.1 | | 1 | 330018 | 01/09/24 | 01/10/24 | MES |
| Endrin | ND | | ug/Kg | 5.1 | | 1 | 330018 | 01/09/24 | 01/10/24 | MES |
| Endosulfan II | ND | | ug/Kg | 5.1 | | 1 | 330018 | 01/09/24 | 01/10/24 | MES |
| Endosulfan sulfate | ND | | ug/Kg | 5.1 | | 1 | 330018 | 01/09/24 | 01/10/24 | MES |
| 4,4'-DDD | ND | | ug/Kg | 5.1 | | 1 | 330018 | 01/09/24 | 01/10/24 | MES |
| Endrin aldehyde | ND | | ug/Kg | 5.1 | | 1 | 330018 | 01/09/24 | 01/10/24 | MES |
| Endrin ketone | ND | | ug/Kg | 5.1 | | 1 | 330018 | 01/09/24 | 01/10/24 | MES |
| 4,4'-DDT | **12** | | ug/Kg | 5.1 | | 1 | 330018 | 01/09/24 | 01/10/24 | MES |
| Methoxychlor | ND | | ug/Kg | 10 | | 1 | 330018 | 01/09/24 | 01/10/24 | MES |
| Toxaphene | ND | | ug/Kg | 100 | | 1 | 330018 | 01/09/24 | 01/10/24 | MES |
| Chlordane (Technical) | ND | | ug/Kg | 51 | | 1 | 330018 | 01/09/24 | 01/10/24 | MES |
| **Surrogates** | | | | **Limits** | | | | | | |
| TCMX | 86% | | %REC | 23-120 | | 1 | 330018 | 01/09/24 | 01/10/24 | MES |
| Decachlorobiphenyl | 99% | | %REC | 24-120 | | 1 | 330018 | 01/09/24 | 01/10/24 | MES |



Results for any subcontracted analyses are not included in this section.

ENTHALPY ANALYTICAL

# Analysis Results for 499402



Results for any subcontracted analyses are not included in this section.

ENTHALPY ANALYTICAL

# Analysis Results for 499402

| Sample ID: CB0305-2-0.5 | Lab ID: 499402-012 | Collected: 01/04/24 09:15 |
|---|---|---|
| | Matrix: Soil | |

| 499402-012 Analyte | Result | Qual | Units | RL | MDL | DF | Batch | Prepared | Analyzed | Chemist |
|---|---|---|---|---|---|---|---|---|---|---|
| Method: EPA 6020<br>Prep Method: EPA 3050B | | | | | | | | | | |
| Antimony | ND | | mg/Kg | 0.97 | | 0.97 | 329961 | 01/07/24 | 01/08/24 | DXC |
| Arsenic | **15** | | mg/Kg | 0.97 | | 0.97 | 329961 | 01/07/24 | 01/08/24 | DXC |
| Barium | **160** | | mg/Kg | 0.97 | | 0.97 | 329961 | 01/07/24 | 01/08/24 | DXC |
| Beryllium | ND | | mg/Kg | 0.97 | | 0.97 | 329961 | 01/07/24 | 01/08/24 | DXC |
| Cadmium | ND | | mg/Kg | 0.49 | | 0.97 | 329961 | 01/07/24 | 01/08/24 | DXC |
| Chromium | **57** | | mg/Kg | 0.97 | | 0.97 | 329961 | 01/07/24 | 01/08/24 | DXC |
| Cobalt | **14** | | mg/Kg | 0.97 | | 0.97 | 329961 | 01/07/24 | 01/08/24 | DXC |
| Copper | **33** | | mg/Kg | 0.97 | | 0.97 | 329961 | 01/07/24 | 01/08/24 | DXC |
| Lead | **19** | | mg/Kg | 0.49 | | 0.97 | 329961 | 01/07/24 | 01/08/24 | DXC |
| Molybdenum | ND | | mg/Kg | 0.97 | | 0.97 | 329961 | 01/07/24 | 01/08/24 | DXC |
| Nickel | **89** | | mg/Kg | 0.97 | | 0.97 | 329961 | 01/07/24 | 01/08/24 | DXC |
| Selenium | ND | | mg/Kg | 1.9 | | 0.97 | 329961 | 01/07/24 | 01/08/24 | DXC |
| Silver | ND | | mg/Kg | 0.49 | | 0.97 | 329961 | 01/07/24 | 01/08/24 | DXC |
| Thallium | **0.23** | J | mg/Kg | 0.97 | 0.032 | 0.97 | 329961 | 01/07/24 | 01/08/24 | DXC |
| Vanadium | **45** | | mg/Kg | 1.9 | | 0.97 | 329961 | 01/07/24 | 01/08/24 | DXC |
| Zinc | **120** | | mg/Kg | 4.9 | | 0.97 | 329961 | 01/07/24 | 01/08/24 | DXC |
| Method: EPA 7471A<br>Prep Method: METHOD | | | | | | | | | | |
| Mercury | ND | | mg/Kg | 0.14 | | 1 | 330043 | 01/08/24 | 01/09/24 | KAM |
| Method: EPA 8081A<br>Prep Method: EPA 3546 | | | | | | | | | | |
| alpha-BHC | ND | | ug/Kg | 5.1 | | 1 | 330018 | 01/09/24 | 01/10/24 | MES |
| beta-BHC | ND | | ug/Kg | 5.1 | | 1 | 330018 | 01/09/24 | 01/10/24 | MES |
| gamma-BHC | ND | | ug/Kg | 5.1 | | 1 | 330018 | 01/09/24 | 01/10/24 | MES |
| delta-BHC | ND | | ug/Kg | 5.1 | | 1 | 330018 | 01/09/24 | 01/10/24 | MES |
| Heptachlor | ND | | ug/Kg | 5.1 | | 1 | 330018 | 01/09/24 | 01/10/24 | MES |
| Aldrin | ND | | ug/Kg | 5.1 | | 1 | 330018 | 01/09/24 | 01/10/24 | MES |
| Heptachlor epoxide | **7.0** | | ug/Kg | 5.1 | | 1 | 330018 | 01/09/24 | 01/10/24 | MES |
| Endosulfan I | ND | | ug/Kg | 5.1 | | 1 | 330018 | 01/09/24 | 01/10/24 | MES |
| Dieldrin | ND | | ug/Kg | 5.1 | | 1 | 330018 | 01/09/24 | 01/10/24 | MES |
| 4,4'-DDE | **26** | | ug/Kg | 5.1 | | 1 | 330018 | 01/09/24 | 01/10/24 | MES |
| Endrin | ND | | ug/Kg | 5.1 | | 1 | 330018 | 01/09/24 | 01/10/24 | MES |
| Endosulfan II | ND | | ug/Kg | 5.1 | | 1 | 330018 | 01/09/24 | 01/10/24 | MES |
| Endosulfan sulfate | ND | | ug/Kg | 5.1 | | 1 | 330018 | 01/09/24 | 01/10/24 | MES |
| 4,4'-DDD | ND | | ug/Kg | 5.1 | | 1 | 330018 | 01/09/24 | 01/10/24 | MES |
| Endrin aldehyde | ND | | ug/Kg | 5.1 | | 1 | 330018 | 01/09/24 | 01/10/24 | MES |
| Endrin ketone | ND | | ug/Kg | 5.1 | | 1 | 330018 | 01/09/24 | 01/10/24 | MES |
| 4,4'-DDT | **51** | | ug/Kg | 5.1 | | 1 | 330018 | 01/09/24 | 01/10/24 | MES |
| Methoxychlor | ND | | ug/Kg | 10 | | 1 | 330018 | 01/09/24 | 01/10/24 | MES |
| Toxaphene | ND | | ug/Kg | 100 | | 1 | 330018 | 01/09/24 | 01/10/24 | MES |
| Chlordane (Technical) | **370** | | ug/Kg | 51 | | 1 | 330018 | 01/09/24 | 01/10/24 | MES |
| **Surrogates** | | | | **Limits** | | | | | | |
| TCMX | 86% | | %REC | 23-120 | | 1 | 330018 | 01/09/24 | 01/10/24 | MES |
| Decachlorobiphenyl | 90% | | %REC | 24-120 | | 1 | 330018 | 01/09/24 | 01/10/24 | MES |



Results for any subcontracted analyses are not included in this section.

ENTHALPY ANALYTICAL

# Analysis Results for 499402



Results for any subcontracted analyses are not included in this section.

ENTHALPY ANALYTICAL

# Analysis Results for 499402

| Sample ID: CB0305-3-0.5 | Lab ID: 499402-013 | Collected: 01/03/24 11:30 |
|---|---|---|
| | Matrix: Soil | |

| 499402-013 Analyte | Result | Qual | Units | RL | MDL | DF | Batch | Prepared | Analyzed | Chemist |
|---|---|---|---|---|---|---|---|---|---|---|
| Method: EPA 6020<br>Prep Method: EPA 3050B | | | | | | | | | | |
| Antimony | ND | | mg/Kg | 0.98 | | 0.98 | 329961 | 01/07/24 | 01/08/24 | DXC |
| Arsenic | **4.6** | | mg/Kg | 0.98 | | 0.98 | 329961 | 01/07/24 | 01/08/24 | DXC |
| Barium | **140** | | mg/Kg | 0.98 | | 0.98 | 329961 | 01/07/24 | 01/08/24 | DXC |
| Beryllium | ND | | mg/Kg | 0.98 | | 0.98 | 329961 | 01/07/24 | 01/08/24 | DXC |
| Cadmium | ND | | mg/Kg | 0.49 | | 0.98 | 329961 | 01/07/24 | 01/08/24 | DXC |
| Chromium | **70** | | mg/Kg | 0.98 | | 0.98 | 329961 | 01/07/24 | 01/08/24 | DXC |
| Cobalt | **16** | | mg/Kg | 0.98 | | 0.98 | 329961 | 01/07/24 | 01/08/24 | DXC |
| Copper | **38** | | mg/Kg | 0.98 | | 0.98 | 329961 | 01/07/24 | 01/08/24 | DXC |
| Lead | **7.7** | | mg/Kg | 0.49 | | 0.98 | 329961 | 01/07/24 | 01/08/24 | DXC |
| Molybdenum | ND | | mg/Kg | 0.98 | | 0.98 | 329961 | 01/07/24 | 01/08/24 | DXC |
| Nickel | **73** | | mg/Kg | 0.98 | | 0.98 | 329961 | 01/07/24 | 01/08/24 | DXC |
| Selenium | ND | | mg/Kg | 2.0 | | 0.98 | 329961 | 01/07/24 | 01/08/24 | DXC |
| Silver | ND | | mg/Kg | 0.49 | | 0.98 | 329961 | 01/07/24 | 01/08/24 | DXC |
| Thallium | **0.15** | J | mg/Kg | 0.98 | 0.032 | 0.98 | 329961 | 01/07/24 | 01/08/24 | DXC |
| Vanadium | **77** | | mg/Kg | 2.0 | | 0.98 | 329961 | 01/07/24 | 01/08/24 | DXC |
| Zinc | **60** | | mg/Kg | 4.9 | | 0.98 | 329961 | 01/07/24 | 01/08/24 | DXC |
| Method: EPA 7471A<br>Prep Method: METHOD | | | | | | | | | | |
| Mercury | ND | | mg/Kg | 0.14 | | 1 | 330043 | 01/08/24 | 01/09/24 | KAM |
| Method: EPA 8081A<br>Prep Method: EPA 3546 | | | | | | | | | | |
| alpha-BHC | ND | | ug/Kg | 50 | | 9.9 | 329977 | 01/08/24 | 01/09/24 | TRN |
| beta-BHC | ND | | ug/Kg | 50 | | 9.9 | 329977 | 01/08/24 | 01/09/24 | TRN |
| gamma-BHC | ND | | ug/Kg | 50 | | 9.9 | 329977 | 01/08/24 | 01/09/24 | TRN |
| delta-BHC | ND | | ug/Kg | 50 | | 9.9 | 329977 | 01/08/24 | 01/09/24 | TRN |
| Heptachlor | ND | | ug/Kg | 50 | | 9.9 | 329977 | 01/08/24 | 01/09/24 | TRN |
| Aldrin | ND | | ug/Kg | 50 | | 9.9 | 329977 | 01/08/24 | 01/09/24 | TRN |
| Heptachlor epoxide | ND | | ug/Kg | 50 | | 9.9 | 329977 | 01/08/24 | 01/09/24 | TRN |
| Endosulfan I | ND | | ug/Kg | 50 | | 9.9 | 329977 | 01/08/24 | 01/09/24 | TRN |
| Dieldrin | ND | | ug/Kg | 50 | | 9.9 | 329977 | 01/08/24 | 01/09/24 | TRN |
| 4,4'-DDE | ND | | ug/Kg | 50 | | 9.9 | 329977 | 01/08/24 | 01/09/24 | TRN |
| Endrin | ND | | ug/Kg | 50 | | 9.9 | 329977 | 01/08/24 | 01/09/24 | TRN |
| Endosulfan II | ND | | ug/Kg | 50 | | 9.9 | 329977 | 01/08/24 | 01/09/24 | TRN |
| Endosulfan sulfate | ND | | ug/Kg | 50 | | 9.9 | 329977 | 01/08/24 | 01/09/24 | TRN |
| 4,4'-DDD | ND | | ug/Kg | 50 | | 9.9 | 329977 | 01/08/24 | 01/09/24 | TRN |
| Endrin aldehyde | ND | | ug/Kg | 50 | | 9.9 | 329977 | 01/08/24 | 01/09/24 | TRN |
| Endrin ketone | ND | | ug/Kg | 50 | | 9.9 | 329977 | 01/08/24 | 01/09/24 | TRN |
| 4,4'-DDT | ND | | ug/Kg | 50 | | 9.9 | 329977 | 01/08/24 | 01/09/24 | TRN |
| Methoxychlor | ND | | ug/Kg | 99 | | 9.9 | 329977 | 01/08/24 | 01/09/24 | TRN |
| Toxaphene | ND | | ug/Kg | 990 | | 9.9 | 329977 | 01/08/24 | 01/09/24 | TRN |
| Chlordane (Technical) | ND | | ug/Kg | 500 | | 9.9 | 329977 | 01/08/24 | 01/09/24 | TRN |
| **Surrogates** | | | | **Limits** | | | | | | |
| TCMX | | DO | %REC | 23-120 | | 9.9 | 329977 | 01/08/24 | 01/09/24 | TRN |
| Decachlorobiphenyl | | DO | %REC | 24-120 | | 9.9 | 329977 | 01/08/24 | 01/09/24 | TRN |



Results for any subcontracted analyses are not included in this section.

# Analysis Results for 499402



Results for any subcontracted analyses are not included in this section.

ENTHALPY ANALYTICAL

# Analysis Results for 499402

| Sample ID: CB0305-4-0.5 | Lab ID: 499402-014 | Collected: 01/03/24 10:20 |
|---|---|---|
| | Matrix: Soil | |

| 499402-014 Analyte | Result | Qual | Units | RL | MDL | DF | Batch | Prepared | Analyzed | Chemist |
|---|---|---|---|---|---|---|---|---|---|---|
| Method: EPA 6020<br>Prep Method: EPA 3050B | | | | | | | | | | |
| Antimony | ND | | mg/Kg | 0.95 | | 0.95 | 329961 | 01/07/24 | 01/08/24 | DXC |
| Arsenic | **5.9** | | mg/Kg | 0.95 | | 0.95 | 329961 | 01/07/24 | 01/08/24 | DXC |
| Barium | **190** | | mg/Kg | 0.95 | | 0.95 | 329961 | 01/07/24 | 01/08/24 | DXC |
| Beryllium | ND | | mg/Kg | 0.95 | | 0.95 | 329961 | 01/07/24 | 01/08/24 | DXC |
| Cadmium | ND | | mg/Kg | 0.48 | | 0.95 | 329961 | 01/07/24 | 01/08/24 | DXC |
| Chromium | **66** | | mg/Kg | 0.95 | | 0.95 | 329961 | 01/07/24 | 01/08/24 | DXC |
| Cobalt | **17** | | mg/Kg | 0.95 | | 0.95 | 329961 | 01/07/24 | 01/08/24 | DXC |
| Copper | **41** | | mg/Kg | 0.95 | | 0.95 | 329961 | 01/07/24 | 01/08/24 | DXC |
| Lead | **16** | | mg/Kg | 0.48 | | 0.95 | 329961 | 01/07/24 | 01/08/24 | DXC |
| Molybdenum | ND | | mg/Kg | 0.95 | | 0.95 | 329961 | 01/07/24 | 01/08/24 | DXC |
| Nickel | **82** | | mg/Kg | 0.95 | | 0.95 | 329961 | 01/07/24 | 01/08/24 | DXC |
| Selenium | ND | | mg/Kg | 1.9 | | 0.95 | 329961 | 01/07/24 | 01/08/24 | DXC |
| Silver | ND | | mg/Kg | 0.48 | | 0.95 | 329961 | 01/07/24 | 01/08/24 | DXC |
| Thallium | **0.19** | J | mg/Kg | 0.95 | 0.031 | 0.95 | 329961 | 01/07/24 | 01/08/24 | DXC |
| Vanadium | **57** | | mg/Kg | 1.9 | | 0.95 | 329961 | 01/07/24 | 01/08/24 | DXC |
| Zinc | **86** | | mg/Kg | 4.8 | | 0.95 | 329961 | 01/07/24 | 01/08/24 | DXC |
| Method: EPA 7471A<br>Prep Method: METHOD | | | | | | | | | | |
| Mercury | ND | | mg/Kg | 0.15 | | 1.1 | 330080 | 01/09/24 | 01/09/24 | KAM |
| Method: EPA 8081A<br>Prep Method: EPA 3546 | | | | | | | | | | |
| alpha-BHC | ND | | ug/Kg | 51 | | 10 | 329977 | 01/08/24 | 01/09/24 | TRN |
| beta-BHC | ND | | ug/Kg | 51 | | 10 | 329977 | 01/08/24 | 01/09/24 | TRN |
| gamma-BHC | ND | | ug/Kg | 51 | | 10 | 329977 | 01/08/24 | 01/09/24 | TRN |
| delta-BHC | ND | | ug/Kg | 51 | | 10 | 329977 | 01/08/24 | 01/09/24 | TRN |
| Heptachlor | ND | | ug/Kg | 51 | | 10 | 329977 | 01/08/24 | 01/09/24 | TRN |
| Aldrin | ND | | ug/Kg | 51 | | 10 | 329977 | 01/08/24 | 01/09/24 | TRN |
| Heptachlor epoxide | ND | | ug/Kg | 51 | | 10 | 329977 | 01/08/24 | 01/09/24 | TRN |
| Endosulfan I | ND | | ug/Kg | 51 | | 10 | 329977 | 01/08/24 | 01/09/24 | TRN |
| Dieldrin | ND | | ug/Kg | 51 | | 10 | 329977 | 01/08/24 | 01/09/24 | TRN |
| 4,4'-DDE | ND | | ug/Kg | 51 | | 10 | 329977 | 01/08/24 | 01/09/24 | TRN |
| Endrin | ND | | ug/Kg | 51 | | 10 | 329977 | 01/08/24 | 01/09/24 | TRN |
| Endosulfan II | ND | | ug/Kg | 51 | | 10 | 329977 | 01/08/24 | 01/09/24 | TRN |
| Endosulfan sulfate | ND | | ug/Kg | 51 | | 10 | 329977 | 01/08/24 | 01/09/24 | TRN |
| 4,4'-DDD | ND | | ug/Kg | 51 | | 10 | 329977 | 01/08/24 | 01/09/24 | TRN |
| Endrin aldehyde | ND | | ug/Kg | 51 | | 10 | 329977 | 01/08/24 | 01/09/24 | TRN |
| Endrin ketone | ND | | ug/Kg | 51 | | 10 | 329977 | 01/08/24 | 01/09/24 | TRN |
| 4,4'-DDT | ND | | ug/Kg | 51 | | 10 | 329977 | 01/08/24 | 01/09/24 | TRN |
| Methoxychlor | ND | | ug/Kg | 100 | | 10 | 329977 | 01/08/24 | 01/09/24 | TRN |
| Toxaphene | ND | | ug/Kg | 1,000 | | 10 | 329977 | 01/08/24 | 01/09/24 | TRN |
| Chlordane (Technical) | ND | | ug/Kg | 510 | | 10 | 329977 | 01/08/24 | 01/09/24 | TRN |
| **Surrogates** | | | | **Limits** | | | | | | |
| TCMX | | DO | %REC | 23-120 | | 10 | 329977 | 01/08/24 | 01/09/24 | TRN |
| Decachlorobiphenyl | | DO | %REC | 24-120 | | 10 | 329977 | 01/08/24 | 01/09/24 | TRN |



Results for any subcontracted analyses are not included in this section.

ENTHALPY ANALYTICAL

# Analysis Results for 499402

| Sample ID: CB0305-1-2.5 | Lab ID: 499402-015 | Collected: 01/04/24 09:30 |
|---|---|---|
| | Matrix: Soil | |

| 499402-015 Analyte | Result | Qual | Units | RL | MDL | DF | Batch | Prepared | Analyzed | Chemist |
|---|---|---|---|---|---|---|---|---|---|---|
| Method: EPA 8081A<br>Prep Method: EPA 3546 | | | | | | | | | | |
| alpha-BHC | ND | | ug/Kg | 5.0 | | 1 | 330018 | 01/09/24 | 01/10/24 | MES |
| beta-BHC | ND | | ug/Kg | 5.0 | | 1 | 330018 | 01/09/24 | 01/10/24 | MES |
| gamma-BHC | ND | | ug/Kg | 5.0 | | 1 | 330018 | 01/09/24 | 01/10/24 | MES |
| delta-BHC | ND | | ug/Kg | 5.0 | | 1 | 330018 | 01/09/24 | 01/10/24 | MES |
| Heptachlor | ND | | ug/Kg | 5.0 | | 1 | 330018 | 01/09/24 | 01/10/24 | MES |
| Aldrin | ND | | ug/Kg | 5.0 | | 1 | 330018 | 01/09/24 | 01/10/24 | MES |
| Heptachlor epoxide | ND | | ug/Kg | 5.0 | | 1 | 330018 | 01/09/24 | 01/10/24 | MES |
| Endosulfan I | ND | | ug/Kg | 5.0 | | 1 | 330018 | 01/09/24 | 01/10/24 | MES |
| Dieldrin | ND | | ug/Kg | 5.0 | | 1 | 330018 | 01/09/24 | 01/10/24 | MES |
| 4,4'-DDE | ND | | ug/Kg | 5.0 | | 1 | 330018 | 01/09/24 | 01/10/24 | MES |
| Endrin | ND | | ug/Kg | 5.0 | | 1 | 330018 | 01/09/24 | 01/10/24 | MES |
| Endosulfan II | ND | | ug/Kg | 5.0 | | 1 | 330018 | 01/09/24 | 01/10/24 | MES |
| Endosulfan sulfate | ND | | ug/Kg | 5.0 | | 1 | 330018 | 01/09/24 | 01/10/24 | MES |
| 4,4'-DDD | ND | | ug/Kg | 5.0 | | 1 | 330018 | 01/09/24 | 01/10/24 | MES |
| Endrin aldehyde | ND | | ug/Kg | 5.0 | | 1 | 330018 | 01/09/24 | 01/10/24 | MES |
| Endrin ketone | ND | | ug/Kg | 5.0 | | 1 | 330018 | 01/09/24 | 01/10/24 | MES |
| 4,4'-DDT | ND | | ug/Kg | 5.0 | | 1 | 330018 | 01/09/24 | 01/10/24 | MES |
| Methoxychlor | ND | | ug/Kg | 10 | | 1 | 330018 | 01/09/24 | 01/10/24 | MES |
| Toxaphene | ND | | ug/Kg | 100 | | 1 | 330018 | 01/09/24 | 01/10/24 | MES |
| Chlordane (Technical) | ND | | ug/Kg | 50 | | 1 | 330018 | 01/09/24 | 01/10/24 | MES |
| **Surrogates** | | | | **Limits** | | | | | | |
| TCMX | 91% | | %REC | 23-120 | | 1 | 330018 | 01/09/24 | 01/10/24 | MES |
| Decachlorobiphenyl | 92% | | %REC | 24-120 | | 1 | 330018 | 01/09/24 | 01/10/24 | MES |



Results for any subcontracted analyses are not included in this section.

ENTHALPY ANALYTICAL

# Analysis Results for 499402

| Sample ID: CB0305-2-2.5 | Lab ID: 499402-016 | Collected: 01/04/24 09:20 |
|---|---|---|
| | Matrix: Soil | |

| 499402-016 Analyte | Result | Qual | Units | RL | MDL | DF | Batch | Prepared | Analyzed | Chemist |
|---|---|---|---|---|---|---|---|---|---|---|
| Method: EPA 6020<br>Prep Method: EPA 3050B | | | | | | | | | | |
| Antimony | ND | | mg/Kg | 1.0 | | 1 | 330965 | 01/19/24 | 01/22/24 | DXC |
| Arsenic | **5.8** | | mg/Kg | 1.0 | | 1 | 330965 | 01/19/24 | 01/22/24 | DXC |
| Barium | **170** | | mg/Kg | 1.0 | | 1 | 330965 | 01/19/24 | 01/22/24 | DXC |
| Beryllium | ND | | mg/Kg | 1.0 | | 1 | 330965 | 01/19/24 | 01/22/24 | DXC |
| Cadmium | ND | | mg/Kg | 0.50 | | 1 | 330965 | 01/19/24 | 01/22/24 | DXC |
| Chromium | **62** | | mg/Kg | 1.0 | | 1 | 330965 | 01/19/24 | 01/22/24 | DXC |
| Cobalt | **15** | | mg/Kg | 1.0 | | 1 | 330965 | 01/19/24 | 01/22/24 | DXC |
| Copper | **35** | | mg/Kg | 1.0 | | 1 | 330965 | 01/19/24 | 01/22/24 | DXC |
| Lead | **9.4** | | mg/Kg | 0.50 | | 1 | 330965 | 01/19/24 | 01/22/24 | DXC |
| Molybdenum | ND | | mg/Kg | 1.0 | | 1 | 330965 | 01/19/24 | 01/22/24 | DXC |
| Nickel | **82** | | mg/Kg | 1.0 | | 1 | 330965 | 01/19/24 | 01/22/24 | DXC |
| Selenium | ND | | mg/Kg | 2.0 | | 1 | 330965 | 01/19/24 | 01/22/24 | DXC |
| Silver | ND | | mg/Kg | 0.50 | | 1 | 330965 | 01/19/24 | 01/22/24 | DXC |
| Thallium | **0.19** | B,J | mg/Kg | 1.0 | 0.033 | 1 | 330965 | 01/19/24 | 01/22/24 | DXC |
| Vanadium | **52** | | mg/Kg | 2.0 | | 1 | 330965 | 01/19/24 | 01/22/24 | DXC |
| Zinc | **82** | | mg/Kg | 5.0 | | 1 | 330965 | 01/19/24 | 01/22/24 | DXC |
| Method: EPA 7471A<br>Prep Method: METHOD | | | | | | | | | | |
| Mercury | ND | | mg/Kg | 0.16 | | 1.1 | 331139 | 01/23/24 | 01/24/24 | KAM |
| Method: EPA 8081A<br>Prep Method: EPA 3546 | | | | | | | | | | |
| alpha-BHC | ND | | ug/Kg | 5.0 | | 1 | 330018 | 01/09/24 | 01/10/24 | MES |
| beta-BHC | ND | | ug/Kg | 5.0 | | 1 | 330018 | 01/09/24 | 01/10/24 | MES |
| gamma-BHC | ND | | ug/Kg | 5.0 | | 1 | 330018 | 01/09/24 | 01/10/24 | MES |
| delta-BHC | ND | | ug/Kg | 5.0 | | 1 | 330018 | 01/09/24 | 01/10/24 | MES |
| Heptachlor | ND | | ug/Kg | 5.0 | | 1 | 330018 | 01/09/24 | 01/10/24 | MES |
| Aldrin | ND | | ug/Kg | 5.0 | | 1 | 330018 | 01/09/24 | 01/10/24 | MES |
| Heptachlor epoxide | ND | | ug/Kg | 5.0 | | 1 | 330018 | 01/09/24 | 01/10/24 | MES |
| Endosulfan I | ND | | ug/Kg | 5.0 | | 1 | 330018 | 01/09/24 | 01/10/24 | MES |
| Dieldrin | ND | | ug/Kg | 5.0 | | 1 | 330018 | 01/09/24 | 01/10/24 | MES |
| 4,4'-DDE | ND | | ug/Kg | 5.0 | | 1 | 330018 | 01/09/24 | 01/10/24 | MES |
| Endrin | ND | | ug/Kg | 5.0 | | 1 | 330018 | 01/09/24 | 01/10/24 | MES |
| Endosulfan II | ND | | ug/Kg | 5.0 | | 1 | 330018 | 01/09/24 | 01/10/24 | MES |
| Endosulfan sulfate | ND | | ug/Kg | 5.0 | | 1 | 330018 | 01/09/24 | 01/10/24 | MES |
| 4,4'-DDD | ND | | ug/Kg | 5.0 | | 1 | 330018 | 01/09/24 | 01/10/24 | MES |
| Endrin aldehyde | ND | | ug/Kg | 5.0 | | 1 | 330018 | 01/09/24 | 01/10/24 | MES |
| Endrin ketone | ND | | ug/Kg | 5.0 | | 1 | 330018 | 01/09/24 | 01/10/24 | MES |
| 4,4'-DDT | ND | | ug/Kg | 5.0 | | 1 | 330018 | 01/09/24 | 01/10/24 | MES |
| Methoxychlor | ND | | ug/Kg | 10 | | 1 | 330018 | 01/09/24 | 01/10/24 | MES |
| Toxaphene | ND | | ug/Kg | 100 | | 1 | 330018 | 01/09/24 | 01/10/24 | MES |
| Chlordane (Technical) | ND | | ug/Kg | 50 | | 1 | 330018 | 01/09/24 | 01/10/24 | MES |
| **Surrogates** | | | | **Limits** | | | | | | |
| TCMX | 88% | | %REC | 23-120 | | 1 | 330018 | 01/09/24 | 01/10/24 | MES |
| Decachlorobiphenyl | 86% | | %REC | 24-120 | | 1 | 330018 | 01/09/24 | 01/10/24 | MES |



Results for any subcontracted analyses are not included in this section.

ENTHALPY ANALYTICAL

# Analysis Results for 499402

| Sample ID: CB0305-3-2.5 | Lab ID: 499402-017 | Collected: 01/03/24 13:30 |
|---|---|---|
| | Matrix: Soil | |

| 499402-017 Analyte | Result | Qual | Units | RL | MDL | DF | Batch | Prepared | Analyzed | Chemist |
|---|---|---|---|---|---|---|---|---|---|---|
| Method: EPA 8081A<br>Prep Method: EPA 3546 | | | | | | | | | | |
| alpha-BHC | ND | | ug/Kg | 5.0 | | 1 | 329977 | 01/08/24 | 01/09/24 | TRN |
| beta-BHC | ND | | ug/Kg | 5.0 | | 1 | 329977 | 01/08/24 | 01/09/24 | TRN |
| gamma-BHC | ND | | ug/Kg | 5.0 | | 1 | 329977 | 01/08/24 | 01/09/24 | TRN |
| delta-BHC | ND | | ug/Kg | 5.0 | | 1 | 329977 | 01/08/24 | 01/09/24 | TRN |
| Heptachlor | ND | | ug/Kg | 5.0 | | 1 | 329977 | 01/08/24 | 01/09/24 | TRN |
| Aldrin | ND | | ug/Kg | 5.0 | | 1 | 329977 | 01/08/24 | 01/09/24 | TRN |
| Heptachlor epoxide | ND | | ug/Kg | 5.0 | | 1 | 329977 | 01/08/24 | 01/09/24 | TRN |
| Endosulfan I | ND | | ug/Kg | 5.0 | | 1 | 329977 | 01/08/24 | 01/09/24 | TRN |
| Dieldrin | ND | | ug/Kg | 5.0 | | 1 | 329977 | 01/08/24 | 01/09/24 | TRN |
| 4,4'-DDE | ND | | ug/Kg | 5.0 | | 1 | 329977 | 01/08/24 | 01/09/24 | TRN |
| Endrin | ND | | ug/Kg | 5.0 | | 1 | 329977 | 01/08/24 | 01/09/24 | TRN |
| Endosulfan II | ND | | ug/Kg | 5.0 | | 1 | 329977 | 01/08/24 | 01/09/24 | TRN |
| Endosulfan sulfate | ND | | ug/Kg | 5.0 | | 1 | 329977 | 01/08/24 | 01/09/24 | TRN |
| 4,4'-DDD | ND | | ug/Kg | 5.0 | | 1 | 329977 | 01/08/24 | 01/09/24 | TRN |
| Endrin aldehyde | ND | | ug/Kg | 5.0 | | 1 | 329977 | 01/08/24 | 01/09/24 | TRN |
| Endrin ketone | ND | | ug/Kg | 5.0 | | 1 | 329977 | 01/08/24 | 01/09/24 | TRN |
| 4,4'-DDT | **38** | | ug/Kg | 5.0 | | 1 | 329977 | 01/08/24 | 01/09/24 | TRN |
| Methoxychlor | ND | | ug/Kg | 10 | | 1 | 329977 | 01/08/24 | 01/09/24 | TRN |
| Toxaphene | ND | | ug/Kg | 100 | | 1 | 329977 | 01/08/24 | 01/09/24 | TRN |
| Chlordane (Technical) | ND | | ug/Kg | 50 | | 1 | 329977 | 01/08/24 | 01/09/24 | TRN |
| **Surrogates** | | | | **Limits** | | | | | | |
| TCMX | 91% | | %REC | 23-120 | | 1 | 329977 | 01/08/24 | 01/09/24 | TRN |
| Decachlorobiphenyl | 93% | | %REC | 24-120 | | 1 | 329977 | 01/08/24 | 01/09/24 | TRN |



Results for any subcontracted analyses are not included in this section.

ENTHALPY ANALYTICAL

# Analysis Results for 499402

| Sample ID: CB0305-4-2.5 | Lab ID: 499402-018 | Collected: 01/03/24 10:25 |
|---|---|---|
| | Matrix: Soil | |

| 499402-018 Analyte | Result | Qual | Units | RL | MDL | DF | Batch | Prepared | Analyzed | Chemist |
|---|---|---|---|---|---|---|---|---|---|---|
| Method: EPA 8081A<br>Prep Method: EPA 3546 | | | | | | | | | | |
| alpha-BHC | ND | | ug/Kg | 5.1 | | 1 | 329977 | 01/08/24 | 01/09/24 | TRN |
| beta-BHC | ND | | ug/Kg | 5.1 | | 1 | 329977 | 01/08/24 | 01/09/24 | TRN |
| gamma-BHC | ND | | ug/Kg | 5.1 | | 1 | 329977 | 01/08/24 | 01/09/24 | TRN |
| delta-BHC | ND | | ug/Kg | 5.1 | | 1 | 329977 | 01/08/24 | 01/09/24 | TRN |
| Heptachlor | ND | | ug/Kg | 5.1 | | 1 | 329977 | 01/08/24 | 01/09/24 | TRN |
| Aldrin | ND | | ug/Kg | 5.1 | | 1 | 329977 | 01/08/24 | 01/09/24 | TRN |
| Heptachlor epoxide | ND | | ug/Kg | 5.1 | | 1 | 329977 | 01/08/24 | 01/09/24 | TRN |
| Endosulfan I | ND | | ug/Kg | 5.1 | | 1 | 329977 | 01/08/24 | 01/09/24 | TRN |
| Dieldrin | ND | | ug/Kg | 5.1 | | 1 | 329977 | 01/08/24 | 01/09/24 | TRN |
| 4,4'-DDE | ND | | ug/Kg | 5.1 | | 1 | 329977 | 01/08/24 | 01/09/24 | TRN |
| Endrin | ND | | ug/Kg | 5.1 | | 1 | 329977 | 01/08/24 | 01/09/24 | TRN |
| Endosulfan II | ND | | ug/Kg | 5.1 | | 1 | 329977 | 01/08/24 | 01/09/24 | TRN |
| Endosulfan sulfate | ND | | ug/Kg | 5.1 | | 1 | 329977 | 01/08/24 | 01/09/24 | TRN |
| 4,4'-DDD | ND | | ug/Kg | 5.1 | | 1 | 329977 | 01/08/24 | 01/09/24 | TRN |
| Endrin aldehyde | ND | | ug/Kg | 5.1 | | 1 | 329977 | 01/08/24 | 01/09/24 | TRN |
| Endrin ketone | ND | | ug/Kg | 5.1 | | 1 | 329977 | 01/08/24 | 01/09/24 | TRN |
| 4,4'-DDT | **18** | | ug/Kg | 5.1 | | 1 | 329977 | 01/08/24 | 01/09/24 | TRN |
| Methoxychlor | ND | | ug/Kg | 10 | | 1 | 329977 | 01/08/24 | 01/09/24 | TRN |
| Toxaphene | ND | | ug/Kg | 100 | | 1 | 329977 | 01/08/24 | 01/09/24 | TRN |
| Chlordane (Technical) | ND | | ug/Kg | 51 | | 1 | 329977 | 01/08/24 | 01/09/24 | TRN |
| **Surrogates** | | | | **Limits** | | | | | | |
| TCMX | 95% | | %REC | 23-120 | | 1 | 329977 | 01/08/24 | 01/09/24 | TRN |
| Decachlorobiphenyl | 104% | | %REC | 24-120 | | 1 | 329977 | 01/08/24 | 01/09/24 | TRN |



Results for any subcontracted analyses are not included in this section.

ENTHALPY ANALYTICAL

# Analysis Results for 499402

| Sample ID: SD-1-0.5 | Lab ID: 499402-019 | Collected: 01/04/24 07:40 |
|---|---|---|
| | Matrix: Soil | |

| 499402-019 Analyte | Result | Qual | Units | RL | MDL | DF | Batch | Prepared | Analyzed | Chemist |
|---|---|---|---|---|---|---|---|---|---|---|
| Method: EPA 6020<br>Prep Method: EPA 3050B | | | | | | | | | | |
| Antimony | ND | | mg/Kg | 0.97 | | 0.97 | 329961 | 01/07/24 | 01/08/24 | DXC |
| Arsenic | **2.1** | | mg/Kg | 0.97 | | 0.97 | 329961 | 01/07/24 | 01/08/24 | DXC |
| Barium | **130** | | mg/Kg | 0.97 | | 0.97 | 329961 | 01/07/24 | 01/08/24 | DXC |
| Beryllium | ND | | mg/Kg | 0.97 | | 0.97 | 329961 | 01/07/24 | 01/08/24 | DXC |
| Cadmium | ND | | mg/Kg | 0.49 | | 0.97 | 329961 | 01/07/24 | 01/08/24 | DXC |
| Chromium | **37** | | mg/Kg | 0.97 | | 0.97 | 329961 | 01/07/24 | 01/08/24 | DXC |
| Cobalt | **9.0** | | mg/Kg | 0.97 | | 0.97 | 329961 | 01/07/24 | 01/08/24 | DXC |
| Copper | **32** | | mg/Kg | 0.97 | | 0.97 | 329961 | 01/07/24 | 01/08/24 | DXC |
| Lead | **6.0** | | mg/Kg | 0.49 | | 0.97 | 329961 | 01/07/24 | 01/08/24 | DXC |
| Molybdenum | ND | | mg/Kg | 0.97 | | 0.97 | 329961 | 01/07/24 | 01/08/24 | DXC |
| Nickel | **57** | | mg/Kg | 0.97 | | 0.97 | 329961 | 01/07/24 | 01/08/24 | DXC |
| Selenium | ND | | mg/Kg | 1.9 | | 0.97 | 329961 | 01/07/24 | 01/08/24 | DXC |
| Silver | ND | | mg/Kg | 0.49 | | 0.97 | 329961 | 01/07/24 | 01/08/24 | DXC |
| Thallium | **0.096** | J | mg/Kg | 0.97 | 0.032 | 0.97 | 329961 | 01/07/24 | 01/08/24 | DXC |
| Vanadium | **43** | | mg/Kg | 1.9 | | 0.97 | 329961 | 01/07/24 | 01/08/24 | DXC |
| Zinc | **67** | | mg/Kg | 4.9 | | 0.97 | 329961 | 01/07/24 | 01/08/24 | DXC |
| Method: EPA 7471A<br>Prep Method: METHOD | | | | | | | | | | |
| Mercury | ND | | mg/Kg | 0.15 | | 1.1 | 330080 | 01/09/24 | 01/09/24 | KAM |
| Method: EPA 8081A<br>Prep Method: EPA 3546 | | | | | | | | | | |
| alpha-BHC | ND | | ug/Kg | 49 | | 9.8 | 330018 | 01/09/24 | 01/10/24 | MES |
| beta-BHC | ND | | ug/Kg | 49 | | 9.8 | 330018 | 01/09/24 | 01/10/24 | MES |
| gamma-BHC | ND | | ug/Kg | 49 | | 9.8 | 330018 | 01/09/24 | 01/10/24 | MES |
| delta-BHC | ND | | ug/Kg | 49 | | 9.8 | 330018 | 01/09/24 | 01/10/24 | MES |
| Heptachlor | ND | | ug/Kg | 49 | | 9.8 | 330018 | 01/09/24 | 01/10/24 | MES |
| Aldrin | ND | | ug/Kg | 49 | | 9.8 | 330018 | 01/09/24 | 01/10/24 | MES |
| Heptachlor epoxide | ND | | ug/Kg | 49 | | 9.8 | 330018 | 01/09/24 | 01/10/24 | MES |
| Endosulfan I | ND | | ug/Kg | 49 | | 9.8 | 330018 | 01/09/24 | 01/10/24 | MES |
| Dieldrin | ND | | ug/Kg | 49 | | 9.8 | 330018 | 01/09/24 | 01/10/24 | MES |
| 4,4'-DDE | ND | | ug/Kg | 49 | | 9.8 | 330018 | 01/09/24 | 01/10/24 | MES |
| Endrin | ND | | ug/Kg | 49 | | 9.8 | 330018 | 01/09/24 | 01/10/24 | MES |
| Endosulfan II | ND | | ug/Kg | 49 | | 9.8 | 330018 | 01/09/24 | 01/10/24 | MES |
| Endosulfan sulfate | ND | | ug/Kg | 49 | | 9.8 | 330018 | 01/09/24 | 01/10/24 | MES |
| 4,4'-DDD | ND | | ug/Kg | 49 | | 9.8 | 330018 | 01/09/24 | 01/10/24 | MES |
| Endrin aldehyde | ND | | ug/Kg | 49 | | 9.8 | 330018 | 01/09/24 | 01/10/24 | MES |
| Endrin ketone | ND | | ug/Kg | 49 | | 9.8 | 330018 | 01/09/24 | 01/10/24 | MES |
| 4,4'-DDT | ND | | ug/Kg | 49 | | 9.8 | 330018 | 01/09/24 | 01/10/24 | MES |
| Methoxychlor | ND | | ug/Kg | 98 | | 9.8 | 330018 | 01/09/24 | 01/10/24 | MES |
| Toxaphene | ND | | ug/Kg | 980 | | 9.8 | 330018 | 01/09/24 | 01/10/24 | MES |
| Chlordane (Technical) | ND | | ug/Kg | 490 | | 9.8 | 330018 | 01/09/24 | 01/10/24 | MES |
| **Surrogates** | | | | **Limits** | | | | | | |
| TCMX | | DO | %REC | 23-120 | | 9.8 | 330018 | 01/09/24 | 01/10/24 | MES |
| Decachlorobiphenyl | | DO | %REC | 24-120 | | 9.8 | 330018 | 01/09/24 | 01/10/24 | MES |



Results for any subcontracted analyses are not included in this section.

# Analysis Results for 499402



Results for any subcontracted analyses are not included in this section.

ENTHALPY ANALYTICAL

# Analysis Results for 499402

| Sample ID: SD-1-1.8 | Lab ID: 499402-020 | Collected: 01/04/24 07:45 |
|---|---|---|
| | Matrix: Soil | |

| 499402-020 Analyte | Result | Qual | Units | RL | MDL | DF | Batch | Prepared | Analyzed | Chemist |
|---|---|---|---|---|---|---|---|---|---|---|
| Method: EPA 6020<br>Prep Method: EPA 3050B | | | | | | | | | | |
| Antimony | ND | | mg/Kg | 0.98 | | 0.98 | 329961 | 01/07/24 | 01/08/24 | DXC |
| Arsenic | **4.9** | | mg/Kg | 0.98 | | 0.98 | 329961 | 01/07/24 | 01/08/24 | DXC |
| Barium | **160** | | mg/Kg | 0.98 | | 0.98 | 329961 | 01/07/24 | 01/08/24 | DXC |
| Beryllium | ND | | mg/Kg | 0.98 | | 0.98 | 329961 | 01/07/24 | 01/08/24 | DXC |
| Cadmium | ND | | mg/Kg | 0.49 | | 0.98 | 329961 | 01/07/24 | 01/08/24 | DXC |
| Chromium | **71** | | mg/Kg | 0.98 | | 0.98 | 329961 | 01/07/24 | 01/08/24 | DXC |
| Cobalt | **17** | | mg/Kg | 0.98 | | 0.98 | 329961 | 01/07/24 | 01/08/24 | DXC |
| Copper | **47** | | mg/Kg | 0.98 | | 0.98 | 329961 | 01/07/24 | 01/08/24 | DXC |
| Lead | **19** | | mg/Kg | 0.49 | | 0.98 | 329961 | 01/07/24 | 01/08/24 | DXC |
| Molybdenum | ND | | mg/Kg | 0.98 | | 0.98 | 329961 | 01/07/24 | 01/08/24 | DXC |
| Nickel | **92** | | mg/Kg | 0.98 | | 0.98 | 329961 | 01/07/24 | 01/08/24 | DXC |
| Selenium | ND | | mg/Kg | 2.0 | | 0.98 | 329961 | 01/07/24 | 01/08/24 | DXC |
| Silver | ND | | mg/Kg | 0.49 | | 0.98 | 329961 | 01/07/24 | 01/08/24 | DXC |
| Thallium | **0.18** | J | mg/Kg | 0.98 | 0.032 | 0.98 | 329961 | 01/07/24 | 01/08/24 | DXC |
| Vanadium | **55** | | mg/Kg | 2.0 | | 0.98 | 329961 | 01/07/24 | 01/08/24 | DXC |
| Zinc | **260** | | mg/Kg | 4.9 | | 0.98 | 329961 | 01/07/24 | 01/08/24 | DXC |
| Method: EPA 7471A<br>Prep Method: METHOD | | | | | | | | | | |
| Mercury | ND | | mg/Kg | 0.17 | | 1.2 | 330080 | 01/09/24 | 01/09/24 | KAM |
| Method: EPA 8081A<br>Prep Method: EPA 3546 | | | | | | | | | | |
| alpha-BHC | ND | | ug/Kg | 51 | | 10 | 330018 | 01/09/24 | 01/10/24 | MES |
| beta-BHC | ND | | ug/Kg | 51 | | 10 | 330018 | 01/09/24 | 01/10/24 | MES |
| gamma-BHC | ND | | ug/Kg | 51 | | 10 | 330018 | 01/09/24 | 01/10/24 | MES |
| delta-BHC | ND | | ug/Kg | 51 | | 10 | 330018 | 01/09/24 | 01/10/24 | MES |
| Heptachlor | ND | | ug/Kg | 51 | | 10 | 330018 | 01/09/24 | 01/10/24 | MES |
| Aldrin | ND | | ug/Kg | 51 | | 10 | 330018 | 01/09/24 | 01/10/24 | MES |
| Heptachlor epoxide | ND | | ug/Kg | 51 | | 10 | 330018 | 01/09/24 | 01/10/24 | MES |
| Endosulfan I | ND | | ug/Kg | 51 | | 10 | 330018 | 01/09/24 | 01/10/24 | MES |
| Dieldrin | ND | | ug/Kg | 51 | | 10 | 330018 | 01/09/24 | 01/10/24 | MES |
| 4,4'-DDE | ND | | ug/Kg | 51 | | 10 | 330018 | 01/09/24 | 01/10/24 | MES |
| Endrin | ND | | ug/Kg | 51 | | 10 | 330018 | 01/09/24 | 01/10/24 | MES |
| Endosulfan II | ND | | ug/Kg | 51 | | 10 | 330018 | 01/09/24 | 01/10/24 | MES |
| Endosulfan sulfate | ND | | ug/Kg | 51 | | 10 | 330018 | 01/09/24 | 01/10/24 | MES |
| 4,4'-DDD | ND | | ug/Kg | 51 | | 10 | 330018 | 01/09/24 | 01/10/24 | MES |
| Endrin aldehyde | ND | | ug/Kg | 51 | | 10 | 330018 | 01/09/24 | 01/10/24 | MES |
| Endrin ketone | ND | | ug/Kg | 51 | | 10 | 330018 | 01/09/24 | 01/10/24 | MES |
| 4,4'-DDT | ND | | ug/Kg | 51 | | 10 | 330018 | 01/09/24 | 01/10/24 | MES |
| Methoxychlor | ND | | ug/Kg | 100 | | 10 | 330018 | 01/09/24 | 01/10/24 | MES |
| Toxaphene | ND | | ug/Kg | 1,000 | | 10 | 330018 | 01/09/24 | 01/10/24 | MES |
| Chlordane (Technical) | ND | | ug/Kg | 510 | | 10 | 330018 | 01/09/24 | 01/10/24 | MES |
| **Surrogates** | | | | **Limits** | | | | | | |
| TCMX | | DO | %REC | 23-120 | | 10 | 330018 | 01/09/24 | 01/10/24 | MES |
| Decachlorobiphenyl | | DO | %REC | 24-120 | | 10 | 330018 | 01/09/24 | 01/10/24 | MES |



Results for any subcontracted analyses are not included in this section.

ENTHALPY ANALYTICAL

# Analysis Results for 499402



Results for any subcontracted analyses are not included in this section.

ENTHALPY ANALYTICAL

# Analysis Results for 499402

| Sample ID: CB0607-1-0.5 | Lab ID: 499402-021 | Collected: 01/04/24 10:05 |
|---|---|---|
| | Matrix: Soil | |

| 499402-021 Analyte | Result | Qual | Units | RL | MDL | DF | Batch | Prepared | Analyzed | Chemist |
|---|---|---|---|---|---|---|---|---|---|---|
| Method: EPA 6020<br>Prep Method: EPA 3050B | | | | | | | | | | |
| Antimony | ND | | mg/Kg | 0.98 | | 0.98 | 329961 | 01/07/24 | 01/08/24 | DXC |
| Arsenic | **4.4** | | mg/Kg | 0.98 | | 0.98 | 329961 | 01/07/24 | 01/08/24 | DXC |
| Barium | **180** | | mg/Kg | 0.98 | | 0.98 | 329961 | 01/07/24 | 01/08/24 | DXC |
| Beryllium | ND | | mg/Kg | 0.98 | | 0.98 | 329961 | 01/07/24 | 01/08/24 | DXC |
| Cadmium | ND | | mg/Kg | 0.49 | | 0.98 | 329961 | 01/07/24 | 01/08/24 | DXC |
| Chromium | **65** | | mg/Kg | 0.98 | | 0.98 | 329961 | 01/07/24 | 01/08/24 | DXC |
| Cobalt | **18** | | mg/Kg | 0.98 | | 0.98 | 329961 | 01/07/24 | 01/08/24 | DXC |
| Copper | **42** | | mg/Kg | 0.98 | | 0.98 | 329961 | 01/07/24 | 01/08/24 | DXC |
| Lead | **7.4** | | mg/Kg | 0.49 | | 0.98 | 329961 | 01/07/24 | 01/08/24 | DXC |
| Molybdenum | ND | | mg/Kg | 0.98 | | 0.98 | 329961 | 01/07/24 | 01/08/24 | DXC |
| Nickel | **70** | | mg/Kg | 0.98 | | 0.98 | 329961 | 01/07/24 | 01/08/24 | DXC |
| Selenium | ND | | mg/Kg | 2.0 | | 0.98 | 329961 | 01/07/24 | 01/08/24 | DXC |
| Silver | ND | | mg/Kg | 0.49 | | 0.98 | 329961 | 01/07/24 | 01/08/24 | DXC |
| Thallium | **0.11** | J | mg/Kg | 0.98 | 0.032 | 0.98 | 329961 | 01/07/24 | 01/08/24 | DXC |
| Vanadium | **71** | | mg/Kg | 2.0 | | 0.98 | 329961 | 01/07/24 | 01/08/24 | DXC |
| Zinc | **62** | | mg/Kg | 4.9 | | 0.98 | 329961 | 01/07/24 | 01/08/24 | DXC |
| Method: EPA 7471A<br>Prep Method: METHOD | | | | | | | | | | |
| Mercury | ND | | mg/Kg | 0.14 | | 1 | 330080 | 01/09/24 | 01/09/24 | KAM |
| Method: EPA 8081A<br>Prep Method: EPA 3546 | | | | | | | | | | |
| alpha-BHC | ND | | ug/Kg | 5.1 | | 1 | 330018 | 01/09/24 | 01/10/24 | MES |
| beta-BHC | ND | | ug/Kg | 5.1 | | 1 | 330018 | 01/09/24 | 01/10/24 | MES |
| gamma-BHC | ND | | ug/Kg | 5.1 | | 1 | 330018 | 01/09/24 | 01/10/24 | MES |
| delta-BHC | ND | | ug/Kg | 5.1 | | 1 | 330018 | 01/09/24 | 01/10/24 | MES |
| Heptachlor | ND | | ug/Kg | 5.1 | | 1 | 330018 | 01/09/24 | 01/10/24 | MES |
| Aldrin | ND | | ug/Kg | 5.1 | | 1 | 330018 | 01/09/24 | 01/10/24 | MES |
| Heptachlor epoxide | ND | | ug/Kg | 5.1 | | 1 | 330018 | 01/09/24 | 01/10/24 | MES |
| Endosulfan I | ND | | ug/Kg | 5.1 | | 1 | 330018 | 01/09/24 | 01/10/24 | MES |
| Dieldrin | ND | | ug/Kg | 5.1 | | 1 | 330018 | 01/09/24 | 01/10/24 | MES |
| 4,4'-DDE | ND | | ug/Kg | 5.1 | | 1 | 330018 | 01/09/24 | 01/10/24 | MES |
| Endrin | ND | | ug/Kg | 5.1 | | 1 | 330018 | 01/09/24 | 01/10/24 | MES |
| Endosulfan II | ND | | ug/Kg | 5.1 | | 1 | 330018 | 01/09/24 | 01/10/24 | MES |
| Endosulfan sulfate | ND | | ug/Kg | 5.1 | | 1 | 330018 | 01/09/24 | 01/10/24 | MES |
| 4,4'-DDD | ND | | ug/Kg | 5.1 | | 1 | 330018 | 01/09/24 | 01/10/24 | MES |
| Endrin aldehyde | ND | | ug/Kg | 5.1 | | 1 | 330018 | 01/09/24 | 01/10/24 | MES |
| Endrin ketone | ND | | ug/Kg | 5.1 | | 1 | 330018 | 01/09/24 | 01/10/24 | MES |
| 4,4'-DDT | ND | | ug/Kg | 5.1 | | 1 | 330018 | 01/09/24 | 01/10/24 | MES |
| Methoxychlor | ND | | ug/Kg | 10 | | 1 | 330018 | 01/09/24 | 01/10/24 | MES |
| Toxaphene | ND | | ug/Kg | 100 | | 1 | 330018 | 01/09/24 | 01/10/24 | MES |
| Chlordane (Technical) | ND | | ug/Kg | 51 | | 1 | 330018 | 01/09/24 | 01/10/24 | MES |
| **Surrogates** | | | | **Limits** | | | | | | |
| TCMX | 83% | | %REC | 23-120 | | 1 | 330018 | 01/09/24 | 01/10/24 | MES |
| Decachlorobiphenyl | 79% | | %REC | 24-120 | | 1 | 330018 | 01/09/24 | 01/10/24 | MES |



Results for any subcontracted analyses are not included in this section.

ENTHALPY ANALYTICAL

# Analysis Results for 499402



Results for any subcontracted analyses are not included in this section.

ENTHALPY ANALYTICAL

# Analysis Results for 499402

| Sample ID: CB0607-2-0.5 | Lab ID: 499402-022 | Collected: 01/03/24 13:50 |
|---|---|---|
| | Matrix: Soil | |

| 499402-022 Analyte | Result | Qual | Units | RL | MDL | DF | Batch | Prepared | Analyzed | Chemist |
|---|---|---|---|---|---|---|---|---|---|---|
| Method: EPA 6020<br>Prep Method: EPA 3050B | | | | | | | | | | |
| Antimony | ND | | mg/Kg | 0.96 | | 0.96 | 329961 | 01/07/24 | 01/08/24 | DXC |
| Arsenic | **5.0** | | mg/Kg | 0.96 | | 0.96 | 329961 | 01/07/24 | 01/08/24 | DXC |
| Barium | **190** | | mg/Kg | 0.96 | | 0.96 | 329961 | 01/07/24 | 01/08/24 | DXC |
| Beryllium | ND | | mg/Kg | 0.96 | | 0.96 | 329961 | 01/07/24 | 01/08/24 | DXC |
| Cadmium | ND | | mg/Kg | 0.48 | | 0.96 | 329961 | 01/07/24 | 01/08/24 | DXC |
| Chromium | **64** | | mg/Kg | 0.96 | | 0.96 | 329961 | 01/07/24 | 01/08/24 | DXC |
| Cobalt | **16** | | mg/Kg | 0.96 | | 0.96 | 329961 | 01/07/24 | 01/08/24 | DXC |
| Copper | **41** | | mg/Kg | 0.96 | | 0.96 | 329961 | 01/07/24 | 01/08/24 | DXC |
| Lead | **7.6** | | mg/Kg | 0.48 | | 0.96 | 329961 | 01/07/24 | 01/08/24 | DXC |
| Molybdenum | ND | | mg/Kg | 0.96 | | 0.96 | 329961 | 01/07/24 | 01/08/24 | DXC |
| Nickel | **77** | | mg/Kg | 0.96 | | 0.96 | 329961 | 01/07/24 | 01/08/24 | DXC |
| Selenium | ND | | mg/Kg | 1.9 | | 0.96 | 329961 | 01/07/24 | 01/08/24 | DXC |
| Silver | ND | | mg/Kg | 0.48 | | 0.96 | 329961 | 01/07/24 | 01/08/24 | DXC |
| Thallium | **0.10** | J | mg/Kg | 0.96 | 0.031 | 0.96 | 329961 | 01/07/24 | 01/08/24 | DXC |
| Vanadium | **69** | | mg/Kg | 1.9 | | 0.96 | 329961 | 01/07/24 | 01/08/24 | DXC |
| Zinc | **61** | | mg/Kg | 4.8 | | 0.96 | 329961 | 01/07/24 | 01/08/24 | DXC |
| Method: EPA 7471A<br>Prep Method: METHOD | | | | | | | | | | |
| Mercury | ND | | mg/Kg | 0.15 | | 1.1 | 330080 | 01/09/24 | 01/09/24 | KAM |
| Method: EPA 8081A<br>Prep Method: EPA 3546 | | | | | | | | | | |
| alpha-BHC | ND | | ug/Kg | 5.1 | | 1 | 329977 | 01/08/24 | 01/09/24 | TRN |
| beta-BHC | ND | | ug/Kg | 5.1 | | 1 | 329977 | 01/08/24 | 01/09/24 | TRN |
| gamma-BHC | ND | | ug/Kg | 5.1 | | 1 | 329977 | 01/08/24 | 01/09/24 | TRN |
| delta-BHC | ND | | ug/Kg | 5.1 | | 1 | 329977 | 01/08/24 | 01/09/24 | TRN |
| Heptachlor | ND | | ug/Kg | 5.1 | | 1 | 329977 | 01/08/24 | 01/09/24 | TRN |
| Aldrin | ND | | ug/Kg | 5.1 | | 1 | 329977 | 01/08/24 | 01/09/24 | TRN |
| Heptachlor epoxide | ND | | ug/Kg | 5.1 | | 1 | 329977 | 01/08/24 | 01/09/24 | TRN |
| Endosulfan I | ND | | ug/Kg | 5.1 | | 1 | 329977 | 01/08/24 | 01/09/24 | TRN |
| Dieldrin | ND | | ug/Kg | 5.1 | | 1 | 329977 | 01/08/24 | 01/09/24 | TRN |
| 4,4'-DDE | ND | | ug/Kg | 5.1 | | 1 | 329977 | 01/08/24 | 01/09/24 | TRN |
| Endrin | ND | | ug/Kg | 5.1 | | 1 | 329977 | 01/08/24 | 01/09/24 | TRN |
| Endosulfan II | ND | | ug/Kg | 5.1 | | 1 | 329977 | 01/08/24 | 01/09/24 | TRN |
| Endosulfan sulfate | ND | | ug/Kg | 5.1 | | 1 | 329977 | 01/08/24 | 01/09/24 | TRN |
| 4,4'-DDD | ND | | ug/Kg | 5.1 | | 1 | 329977 | 01/08/24 | 01/09/24 | TRN |
| Endrin aldehyde | ND | | ug/Kg | 5.1 | | 1 | 329977 | 01/08/24 | 01/09/24 | TRN |
| Endrin ketone | ND | | ug/Kg | 5.1 | | 1 | 329977 | 01/08/24 | 01/09/24 | TRN |
| 4,4'-DDT | **12** | | ug/Kg | 5.1 | | 1 | 329977 | 01/08/24 | 01/09/24 | TRN |
| Methoxychlor | ND | | ug/Kg | 10 | | 1 | 329977 | 01/08/24 | 01/09/24 | TRN |
| Toxaphene | ND | | ug/Kg | 100 | | 1 | 329977 | 01/08/24 | 01/09/24 | TRN |
| Chlordane (Technical) | ND | | ug/Kg | 51 | | 1 | 329977 | 01/08/24 | 01/09/24 | TRN |
| **Surrogates** | | | | **Limits** | | | | | | |
| TCMX | 92% | | %REC | 23-120 | | 1 | 329977 | 01/08/24 | 01/09/24 | TRN |
| Decachlorobiphenyl | 90% | | %REC | 24-120 | | 1 | 329977 | 01/08/24 | 01/09/24 | TRN |



Results for any subcontracted analyses are not included in this section.

ENTHALPY ANALYTICAL

# Analysis Results for 499402



Results for any subcontracted analyses are not included in this section.

ENTHALPY ANALYTICAL

# Analysis Results for 499402

| Sample ID: CB0607-3-0.5 | Lab ID: 499402-023 | Collected: 01/04/24 10:15 |
|---|---|---|
| | Matrix: Soil | |

| 499402-023 Analyte | Result | Qual | Units | RL | MDL | DF | Batch | Prepared | Analyzed | Chemist |
|---|---|---|---|---|---|---|---|---|---|---|
| Method: EPA 6020<br>Prep Method: EPA 3050B | | | | | | | | | | |
| Antimony | ND | | mg/Kg | 0.95 | | 0.95 | 329961 | 01/07/24 | 01/08/24 | DXC |
| Arsenic | **9.9** | | mg/Kg | 0.95 | | 0.95 | 329961 | 01/07/24 | 01/08/24 | DXC |
| Barium | **160** | | mg/Kg | 0.95 | | 0.95 | 329961 | 01/07/24 | 01/08/24 | DXC |
| Beryllium | ND | | mg/Kg | 0.95 | | 0.95 | 329961 | 01/07/24 | 01/08/24 | DXC |
| Cadmium | ND | | mg/Kg | 0.48 | | 0.95 | 329961 | 01/07/24 | 01/08/24 | DXC |
| Chromium | **56** | | mg/Kg | 0.95 | | 0.95 | 329961 | 01/07/24 | 01/08/24 | DXC |
| Cobalt | **13** | | mg/Kg | 0.95 | | 0.95 | 329961 | 01/07/24 | 01/08/24 | DXC |
| Copper | **32** | | mg/Kg | 0.95 | | 0.95 | 329961 | 01/07/24 | 01/08/24 | DXC |
| Lead | **22** | | mg/Kg | 0.48 | | 0.95 | 329961 | 01/07/24 | 01/08/24 | DXC |
| Molybdenum | ND | | mg/Kg | 0.95 | | 0.95 | 329961 | 01/07/24 | 01/08/24 | DXC |
| Nickel | **82** | | mg/Kg | 0.95 | | 0.95 | 329961 | 01/07/24 | 01/08/24 | DXC |
| Selenium | ND | | mg/Kg | 1.9 | | 0.95 | 329961 | 01/07/24 | 01/08/24 | DXC |
| Silver | ND | | mg/Kg | 0.48 | | 0.95 | 329961 | 01/07/24 | 01/08/24 | DXC |
| Thallium | **0.13** | J | mg/Kg | 0.95 | 0.031 | 0.95 | 329961 | 01/07/24 | 01/08/24 | DXC |
| Vanadium | **45** | | mg/Kg | 1.9 | | 0.95 | 329961 | 01/07/24 | 01/08/24 | DXC |
| Zinc | **170** | | mg/Kg | 4.8 | | 0.95 | 329961 | 01/07/24 | 01/08/24 | DXC |
| Method: EPA 7471A<br>Prep Method: METHOD | | | | | | | | | | |
| Mercury | ND | | mg/Kg | 0.15 | | 1.1 | 330080 | 01/09/24 | 01/09/24 | KAM |
| Method: EPA 8081A<br>Prep Method: EPA 3546 | | | | | | | | | | |
| alpha-BHC | ND | | ug/Kg | 5.1 | | 1 | 330018 | 01/09/24 | 01/10/24 | MES |
| beta-BHC | ND | | ug/Kg | 5.1 | | 1 | 330018 | 01/09/24 | 01/10/24 | MES |
| gamma-BHC | ND | | ug/Kg | 5.1 | | 1 | 330018 | 01/09/24 | 01/10/24 | MES |
| delta-BHC | ND | | ug/Kg | 5.1 | | 1 | 330018 | 01/09/24 | 01/10/24 | MES |
| Heptachlor | ND | | ug/Kg | 5.1 | | 1 | 330018 | 01/09/24 | 01/10/24 | MES |
| Aldrin | ND | | ug/Kg | 5.1 | | 1 | 330018 | 01/09/24 | 01/10/24 | MES |
| Heptachlor epoxide | **7.6** | | ug/Kg | 5.1 | | 1 | 330018 | 01/09/24 | 01/10/24 | MES |
| Endosulfan I | ND | | ug/Kg | 5.1 | | 1 | 330018 | 01/09/24 | 01/10/24 | MES |
| Dieldrin | ND | | ug/Kg | 5.1 | | 1 | 330018 | 01/09/24 | 01/10/24 | MES |
| 4,4'-DDE | **24** | | ug/Kg | 5.1 | | 1 | 330018 | 01/09/24 | 01/10/24 | MES |
| Endrin | ND | | ug/Kg | 5.1 | | 1 | 330018 | 01/09/24 | 01/10/24 | MES |
| Endosulfan II | ND | | ug/Kg | 5.1 | | 1 | 330018 | 01/09/24 | 01/10/24 | MES |
| Endosulfan sulfate | ND | | ug/Kg | 5.1 | | 1 | 330018 | 01/09/24 | 01/10/24 | MES |
| 4,4'-DDD | ND | | ug/Kg | 5.1 | | 1 | 330018 | 01/09/24 | 01/10/24 | MES |
| Endrin aldehyde | ND | | ug/Kg | 5.1 | | 1 | 330018 | 01/09/24 | 01/10/24 | MES |
| Endrin ketone | ND | | ug/Kg | 5.1 | | 1 | 330018 | 01/09/24 | 01/10/24 | MES |
| 4,4'-DDT | **31** | | ug/Kg | 5.1 | | 1 | 330018 | 01/09/24 | 01/10/24 | MES |
| Methoxychlor | ND | | ug/Kg | 10 | | 1 | 330018 | 01/09/24 | 01/10/24 | MES |
| Toxaphene | ND | | ug/Kg | 100 | | 1 | 330018 | 01/09/24 | 01/10/24 | MES |
| Chlordane (Technical) | **360** | | ug/Kg | 51 | | 1 | 330018 | 01/09/24 | 01/10/24 | MES |
| **Surrogates** | | | | **Limits** | | | | | | |
| TCMX | 89% | | %REC | 23-120 | | 1 | 330018 | 01/09/24 | 01/10/24 | MES |
| Decachlorobiphenyl | 97% | | %REC | 24-120 | | 1 | 330018 | 01/09/24 | 01/10/24 | MES |



Results for any subcontracted analyses are not included in this section.

ENTHALPY ANALYTICAL

# Analysis Results for 499402



Results for any subcontracted analyses are not included in this section.

ENTHALPY ANALYTICAL

# Analysis Results for 499402

| Sample ID: CB0607-4-0.5 | Lab ID: 499402-024 | Collected: 01/03/24 14:00 |
|---|---|---|
| | Matrix: Soil | |

| 499402-024 Analyte | Result | Qual | Units | RL | MDL | DF | Batch | Prepared | Analyzed | Chemist |
|---|---|---|---|---|---|---|---|---|---|---|
| Method: EPA 6020<br>Prep Method: EPA 3050B | | | | | | | | | | |
| Antimony | ND | | mg/Kg | 0.96 | | 0.96 | 329961 | 01/07/24 | 01/08/24 | DXC |
| Arsenic | **3.3** | | mg/Kg | 0.96 | | 0.96 | 329961 | 01/07/24 | 01/08/24 | DXC |
| Barium | **150** | | mg/Kg | 0.96 | | 0.96 | 329961 | 01/07/24 | 01/08/24 | DXC |
| Beryllium | ND | | mg/Kg | 0.96 | | 0.96 | 329961 | 01/07/24 | 01/08/24 | DXC |
| Cadmium | ND | | mg/Kg | 0.48 | | 0.96 | 329961 | 01/07/24 | 01/08/24 | DXC |
| Chromium | **53** | | mg/Kg | 0.96 | | 0.96 | 329961 | 01/07/24 | 01/08/24 | DXC |
| Cobalt | **51** | | mg/Kg | 0.96 | | 0.96 | 329961 | 01/07/24 | 01/08/24 | DXC |
| Copper | **72** | | mg/Kg | 0.96 | | 0.96 | 329961 | 01/07/24 | 01/08/24 | DXC |
| Lead | **5.7** | | mg/Kg | 0.48 | | 0.96 | 329961 | 01/07/24 | 01/08/24 | DXC |
| Molybdenum | ND | | mg/Kg | 0.96 | | 0.96 | 329961 | 01/07/24 | 01/08/24 | DXC |
| Nickel | **63** | | mg/Kg | 0.96 | | 0.96 | 329961 | 01/07/24 | 01/08/24 | DXC |
| Selenium | ND | | mg/Kg | 1.9 | | 0.96 | 329961 | 01/07/24 | 01/08/24 | DXC |
| Silver | ND | | mg/Kg | 0.48 | | 0.96 | 329961 | 01/07/24 | 01/08/24 | DXC |
| Thallium | **0.078** | J | mg/Kg | 0.96 | 0.031 | 0.96 | 329961 | 01/07/24 | 01/08/24 | DXC |
| Vanadium | **56** | | mg/Kg | 1.9 | | 0.96 | 329961 | 01/07/24 | 01/08/24 | DXC |
| Zinc | **55** | | mg/Kg | 4.8 | | 0.96 | 329961 | 01/07/24 | 01/08/24 | DXC |
| Method: EPA 7471A<br>Prep Method: METHOD | | | | | | | | | | |
| Mercury | ND | | mg/Kg | 0.16 | | 1.1 | 330080 | 01/09/24 | 01/09/24 | KAM |
| Method: EPA 8081A<br>Prep Method: EPA 3546 | | | | | | | | | | |
| alpha-BHC | ND | | ug/Kg | 5.0 | | 1 | 329977 | 01/08/24 | 01/09/24 | TRN |
| beta-BHC | ND | | ug/Kg | 5.0 | | 1 | 329977 | 01/08/24 | 01/09/24 | TRN |
| gamma-BHC | ND | | ug/Kg | 5.0 | | 1 | 329977 | 01/08/24 | 01/09/24 | TRN |
| delta-BHC | ND | | ug/Kg | 5.0 | | 1 | 329977 | 01/08/24 | 01/09/24 | TRN |
| Heptachlor | ND | | ug/Kg | 5.0 | | 1 | 329977 | 01/08/24 | 01/09/24 | TRN |
| Aldrin | ND | | ug/Kg | 5.0 | | 1 | 329977 | 01/08/24 | 01/09/24 | TRN |
| Heptachlor epoxide | ND | | ug/Kg | 5.0 | | 1 | 329977 | 01/08/24 | 01/09/24 | TRN |
| Endosulfan I | ND | | ug/Kg | 5.0 | | 1 | 329977 | 01/08/24 | 01/09/24 | TRN |
| Dieldrin | ND | | ug/Kg | 5.0 | | 1 | 329977 | 01/08/24 | 01/09/24 | TRN |
| 4,4'-DDE | ND | | ug/Kg | 5.0 | | 1 | 329977 | 01/08/24 | 01/09/24 | TRN |
| Endrin | ND | | ug/Kg | 5.0 | | 1 | 329977 | 01/08/24 | 01/09/24 | TRN |
| Endosulfan II | ND | | ug/Kg | 5.0 | | 1 | 329977 | 01/08/24 | 01/09/24 | TRN |
| Endosulfan sulfate | ND | | ug/Kg | 5.0 | | 1 | 329977 | 01/08/24 | 01/09/24 | TRN |
| 4,4'-DDD | ND | | ug/Kg | 5.0 | | 1 | 329977 | 01/08/24 | 01/09/24 | TRN |
| Endrin aldehyde | ND | | ug/Kg | 5.0 | | 1 | 329977 | 01/08/24 | 01/09/24 | TRN |
| Endrin ketone | ND | | ug/Kg | 5.0 | | 1 | 329977 | 01/08/24 | 01/09/24 | TRN |
| 4,4'-DDT | ND | | ug/Kg | 5.0 | | 1 | 329977 | 01/08/24 | 01/09/24 | TRN |
| Methoxychlor | ND | | ug/Kg | 10 | | 1 | 329977 | 01/08/24 | 01/09/24 | TRN |
| Toxaphene | ND | | ug/Kg | 100 | | 1 | 329977 | 01/08/24 | 01/09/24 | TRN |
| Chlordane (Technical) | ND | | ug/Kg | 50 | | 1 | 329977 | 01/08/24 | 01/09/24 | TRN |
| **Surrogates** | | | | **Limits** | | | | | | |
| TCMX | 90% | | %REC | 23-120 | | 1 | 329977 | 01/08/24 | 01/09/24 | TRN |
| Decachlorobiphenyl | 87% | | %REC | 24-120 | | 1 | 329977 | 01/08/24 | 01/09/24 | TRN |



Results for any subcontracted analyses are not included in this section.

ENTHALPY ANALYTICAL

# Analysis Results for 499402

| Sample ID: CB0607-1-2.5 | Lab ID: 499402-025 | Collected: 01/04/24 10:10 |
|---|---|---|
| | Matrix: Soil | |

| 499402-025 Analyte | Result | Qual | Units | RL | MDL | DF | Batch | Prepared | Analyzed | Chemist |
|---|---|---|---|---|---|---|---|---|---|---|
| Method: EPA 8081A<br>Prep Method: EPA 3546 | | | | | | | | | | |
| alpha-BHC | ND | | ug/Kg | 4.9 | | 0.98 | 329965 | 01/07/24 | 01/08/24 | TRN |
| beta-BHC | ND | | ug/Kg | 4.9 | | 0.98 | 329965 | 01/07/24 | 01/08/24 | TRN |
| gamma-BHC | ND | | ug/Kg | 4.9 | | 0.98 | 329965 | 01/07/24 | 01/08/24 | TRN |
| delta-BHC | ND | | ug/Kg | 4.9 | | 0.98 | 329965 | 01/07/24 | 01/08/24 | TRN |
| Heptachlor | ND | | ug/Kg | 4.9 | | 0.98 | 329965 | 01/07/24 | 01/08/24 | TRN |
| Aldrin | ND | | ug/Kg | 4.9 | | 0.98 | 329965 | 01/07/24 | 01/08/24 | TRN |
| Heptachlor epoxide | ND | | ug/Kg | 4.9 | | 0.98 | 329965 | 01/07/24 | 01/08/24 | TRN |
| Endosulfan I | ND | | ug/Kg | 4.9 | | 0.98 | 329965 | 01/07/24 | 01/08/24 | TRN |
| Dieldrin | ND | | ug/Kg | 4.9 | | 0.98 | 329965 | 01/07/24 | 01/08/24 | TRN |
| 4,4'-DDE | ND | | ug/Kg | 4.9 | | 0.98 | 329965 | 01/07/24 | 01/08/24 | TRN |
| Endrin | ND | | ug/Kg | 4.9 | | 0.98 | 329965 | 01/07/24 | 01/08/24 | TRN |
| Endosulfan II | ND | | ug/Kg | 4.9 | | 0.98 | 329965 | 01/07/24 | 01/08/24 | TRN |
| Endosulfan sulfate | ND | | ug/Kg | 4.9 | | 0.98 | 329965 | 01/07/24 | 01/08/24 | TRN |
| 4,4'-DDD | ND | | ug/Kg | 4.9 | | 0.98 | 329965 | 01/07/24 | 01/08/24 | TRN |
| Endrin aldehyde | ND | | ug/Kg | 4.9 | | 0.98 | 329965 | 01/07/24 | 01/08/24 | TRN |
| Endrin ketone | ND | | ug/Kg | 4.9 | | 0.98 | 329965 | 01/07/24 | 01/08/24 | TRN |
| 4,4'-DDT | ND | | ug/Kg | 4.9 | | 0.98 | 329965 | 01/07/24 | 01/08/24 | TRN |
| Methoxychlor | ND | | ug/Kg | 9.8 | | 0.98 | 329965 | 01/07/24 | 01/08/24 | TRN |
| Toxaphene | ND | | ug/Kg | 98 | | 0.98 | 329965 | 01/07/24 | 01/08/24 | TRN |
| Chlordane (Technical) | ND | | ug/Kg | 49 | | 0.98 | 329965 | 01/07/24 | 01/08/24 | TRN |
| **Surrogates** | | | | **Limits** | | | | | | |
| TCMX | 55% | | %REC | 23-120 | | 0.98 | 329965 | 01/07/24 | 01/08/24 | TRN |
| Decachlorobiphenyl | 52% | | %REC | 24-120 | | 0.98 | 329965 | 01/07/24 | 01/08/24 | TRN |



Results for any subcontracted analyses are not included in this section.

ENTHALPY ANALYTICAL

# Analysis Results for 499402

| Sample ID: CB0607-2-2.5 | Lab ID: 499402-026 | Collected: 01/03/24 13:55 |
|---|---|---|
| | Matrix: Soil | |

| 499402-026 Analyte | Result | Qual | Units | RL | MDL | DF | Batch | Prepared | Analyzed | Chemist |
|---|---|---|---|---|---|---|---|---|---|---|
| Method: EPA 8081A<br>Prep Method: EPA 3546 | | | | | | | | | | |
| alpha-BHC | ND | | ug/Kg | 5.0 | | 0.99 | 329965 | 01/07/24 | 01/08/24 | TRN |
| beta-BHC | ND | | ug/Kg | 5.0 | | 0.99 | 329965 | 01/07/24 | 01/08/24 | TRN |
| gamma-BHC | ND | | ug/Kg | 5.0 | | 0.99 | 329965 | 01/07/24 | 01/08/24 | TRN |
| delta-BHC | ND | | ug/Kg | 5.0 | | 0.99 | 329965 | 01/07/24 | 01/08/24 | TRN |
| Heptachlor | ND | | ug/Kg | 5.0 | | 0.99 | 329965 | 01/07/24 | 01/08/24 | TRN |
| Aldrin | ND | | ug/Kg | 5.0 | | 0.99 | 329965 | 01/07/24 | 01/08/24 | TRN |
| Heptachlor epoxide | ND | | ug/Kg | 5.0 | | 0.99 | 329965 | 01/07/24 | 01/08/24 | TRN |
| Endosulfan I | ND | | ug/Kg | 5.0 | | 0.99 | 329965 | 01/07/24 | 01/08/24 | TRN |
| Dieldrin | ND | | ug/Kg | 5.0 | | 0.99 | 329965 | 01/07/24 | 01/08/24 | TRN |
| 4,4'-DDE | ND | | ug/Kg | 5.0 | | 0.99 | 329965 | 01/07/24 | 01/08/24 | TRN |
| Endrin | ND | | ug/Kg | 5.0 | | 0.99 | 329965 | 01/07/24 | 01/08/24 | TRN |
| Endosulfan II | ND | | ug/Kg | 5.0 | | 0.99 | 329965 | 01/07/24 | 01/08/24 | TRN |
| Endosulfan sulfate | ND | | ug/Kg | 5.0 | | 0.99 | 329965 | 01/07/24 | 01/08/24 | TRN |
| 4,4'-DDD | ND | | ug/Kg | 5.0 | | 0.99 | 329965 | 01/07/24 | 01/08/24 | TRN |
| Endrin aldehyde | ND | | ug/Kg | 5.0 | | 0.99 | 329965 | 01/07/24 | 01/08/24 | TRN |
| Endrin ketone | ND | | ug/Kg | 5.0 | | 0.99 | 329965 | 01/07/24 | 01/08/24 | TRN |
| 4,4'-DDT | ND | | ug/Kg | 5.0 | | 0.99 | 329965 | 01/07/24 | 01/08/24 | TRN |
| Methoxychlor | ND | | ug/Kg | 9.9 | | 0.99 | 329965 | 01/07/24 | 01/08/24 | TRN |
| Toxaphene | ND | | ug/Kg | 99 | | 0.99 | 329965 | 01/07/24 | 01/08/24 | TRN |
| Chlordane (Technical) | ND | | ug/Kg | 50 | | 0.99 | 329965 | 01/07/24 | 01/08/24 | TRN |
| **Surrogates** | | | | **Limits** | | | | | | |
| TCMX | 58% | | %REC | 23-120 | | 0.99 | 329965 | 01/07/24 | 01/08/24 | TRN |
| Decachlorobiphenyl | 57% | | %REC | 24-120 | | 0.99 | 329965 | 01/07/24 | 01/08/24 | TRN |



Results for any subcontracted analyses are not included in this section.

# Analysis Results for 499402

| Sample ID: CB0607-3-2.5 | Lab ID: 499402-027 | Collected: 01/04/24 10:20 |
|---|---|---|
| | Matrix: Soil | |

| 499402-027 Analyte | Result | Qual | Units | RL | MDL | DF | Batch | Prepared | Analyzed | Chemist |
|---|---|---|---|---|---|---|---|---|---|---|
| Method: EPA 8081A<br>Prep Method: EPA 3546 | | | | | | | | | | |
| alpha-BHC | ND | | ug/Kg | 5.0 | | 1 | 329965 | 01/07/24 | 01/08/24 | TRN |
| beta-BHC | ND | | ug/Kg | 5.0 | | 1 | 329965 | 01/07/24 | 01/08/24 | TRN |
| gamma-BHC | ND | | ug/Kg | 5.0 | | 1 | 329965 | 01/07/24 | 01/08/24 | TRN |
| delta-BHC | ND | | ug/Kg | 5.0 | | 1 | 329965 | 01/07/24 | 01/08/24 | TRN |
| Heptachlor | ND | | ug/Kg | 5.0 | | 1 | 329965 | 01/07/24 | 01/08/24 | TRN |
| Aldrin | ND | | ug/Kg | 5.0 | | 1 | 329965 | 01/07/24 | 01/08/24 | TRN |
| Heptachlor epoxide | ND | | ug/Kg | 5.0 | | 1 | 329965 | 01/07/24 | 01/08/24 | TRN |
| Endosulfan I | ND | | ug/Kg | 5.0 | | 1 | 329965 | 01/07/24 | 01/08/24 | TRN |
| Dieldrin | ND | | ug/Kg | 5.0 | | 1 | 329965 | 01/07/24 | 01/08/24 | TRN |
| 4,4'-DDE | ND | | ug/Kg | 5.0 | | 1 | 329965 | 01/07/24 | 01/08/24 | TRN |
| Endrin | ND | | ug/Kg | 5.0 | | 1 | 329965 | 01/07/24 | 01/08/24 | TRN |
| Endosulfan II | ND | | ug/Kg | 5.0 | | 1 | 329965 | 01/07/24 | 01/08/24 | TRN |
| Endosulfan sulfate | ND | | ug/Kg | 5.0 | | 1 | 329965 | 01/07/24 | 01/08/24 | TRN |
| 4,4'-DDD | ND | | ug/Kg | 5.0 | | 1 | 329965 | 01/07/24 | 01/08/24 | TRN |
| Endrin aldehyde | ND | | ug/Kg | 5.0 | | 1 | 329965 | 01/07/24 | 01/08/24 | TRN |
| Endrin ketone | ND | | ug/Kg | 5.0 | | 1 | 329965 | 01/07/24 | 01/08/24 | TRN |
| 4,4'-DDT | ND | | ug/Kg | 5.0 | | 1 | 329965 | 01/07/24 | 01/08/24 | TRN |
| Methoxychlor | ND | | ug/Kg | 10 | | 1 | 329965 | 01/07/24 | 01/08/24 | TRN |
| Toxaphene | ND | | ug/Kg | 100 | | 1 | 329965 | 01/07/24 | 01/08/24 | TRN |
| Chlordane (Technical) | ND | | ug/Kg | 50 | | 1 | 329965 | 01/07/24 | 01/08/24 | TRN |
| **Surrogates** | | | | **Limits** | | | | | | |
| TCMX | 61% | | %REC | 23-120 | | 1 | 329965 | 01/07/24 | 01/08/24 | TRN |
| Decachlorobiphenyl | 49% | | %REC | 24-120 | | 1 | 329965 | 01/07/24 | 01/08/24 | TRN |



Results for any subcontracted analyses are not included in this section.

ENTHALPY ANALYTICAL

# Analysis Results for 499402

| Sample ID: CB0607-4-2.5 | Lab ID: 499402-028 | Collected: 01/03/24 14:05 |
|---|---|---|
| | Matrix: Soil | |

| 499402-028 Analyte | Result | Qual | Units | RL | MDL | DF | Batch | Prepared | Analyzed | Chemist |
|---|---|---|---|---|---|---|---|---|---|---|
| Method: EPA 6020<br>Prep Method: EPA 3050B | | | | | | | | | | |
| Antimony | ND | | mg/Kg | 0.97 | | 0.97 | 330965 | 01/19/24 | 01/22/24 | DXC |
| Arsenic | **5.1** | | mg/Kg | 0.97 | | 0.97 | 330965 | 01/19/24 | 01/22/24 | DXC |
| Barium | **160** | | mg/Kg | 0.97 | | 0.97 | 330965 | 01/19/24 | 01/22/24 | DXC |
| Beryllium | ND | | mg/Kg | 0.97 | | 0.97 | 330965 | 01/19/24 | 01/22/24 | DXC |
| Cadmium | ND | | mg/Kg | 0.49 | | 0.97 | 330965 | 01/19/24 | 01/22/24 | DXC |
| Chromium | **64** | | mg/Kg | 0.97 | | 0.97 | 330965 | 01/19/24 | 01/22/24 | DXC |
| Cobalt | **14** | | mg/Kg | 0.97 | | 0.97 | 330965 | 01/19/24 | 01/22/24 | DXC |
| Copper | **34** | | mg/Kg | 0.97 | | 0.97 | 330965 | 01/19/24 | 01/22/24 | DXC |
| Lead | **8.4** | | mg/Kg | 0.49 | | 0.97 | 330965 | 01/19/24 | 01/22/24 | DXC |
| Molybdenum | ND | | mg/Kg | 0.97 | | 0.97 | 330965 | 01/19/24 | 01/22/24 | DXC |
| Nickel | **82** | | mg/Kg | 0.97 | | 0.97 | 330965 | 01/19/24 | 01/22/24 | DXC |
| Selenium | ND | | mg/Kg | 1.9 | | 0.97 | 330965 | 01/19/24 | 01/22/24 | DXC |
| Silver | ND | | mg/Kg | 0.49 | | 0.97 | 330965 | 01/19/24 | 01/22/24 | DXC |
| Thallium | **0.15** | B,J | mg/Kg | 0.97 | 0.032 | 0.97 | 330965 | 01/19/24 | 01/22/24 | DXC |
| Vanadium | **49** | | mg/Kg | 1.9 | | 0.97 | 330965 | 01/19/24 | 01/22/24 | DXC |
| Zinc | **78** | | mg/Kg | 4.9 | | 0.97 | 330965 | 01/19/24 | 01/22/24 | DXC |
| Method: EPA 7471A<br>Prep Method: METHOD | | | | | | | | | | |
| Mercury | ND | | mg/Kg | 0.16 | | 1.1 | 331139 | 01/23/24 | 01/24/24 | KAM |
| Method: EPA 8081A<br>Prep Method: EPA 3546 | | | | | | | | | | |
| alpha-BHC | ND | | ug/Kg | 4.9 | | 0.98 | 329965 | 01/07/24 | 01/08/24 | TRN |
| beta-BHC | ND | | ug/Kg | 4.9 | | 0.98 | 329965 | 01/07/24 | 01/08/24 | TRN |
| gamma-BHC | ND | | ug/Kg | 4.9 | | 0.98 | 329965 | 01/07/24 | 01/08/24 | TRN |
| delta-BHC | ND | | ug/Kg | 4.9 | | 0.98 | 329965 | 01/07/24 | 01/08/24 | TRN |
| Heptachlor | ND | | ug/Kg | 4.9 | | 0.98 | 329965 | 01/07/24 | 01/08/24 | TRN |
| Aldrin | ND | | ug/Kg | 4.9 | | 0.98 | 329965 | 01/07/24 | 01/08/24 | TRN |
| Heptachlor epoxide | ND | | ug/Kg | 4.9 | | 0.98 | 329965 | 01/07/24 | 01/08/24 | TRN |
| Endosulfan I | ND | | ug/Kg | 4.9 | | 0.98 | 329965 | 01/07/24 | 01/08/24 | TRN |
| Dieldrin | ND | | ug/Kg | 4.9 | | 0.98 | 329965 | 01/07/24 | 01/08/24 | TRN |
| 4,4'-DDE | ND | | ug/Kg | 4.9 | | 0.98 | 329965 | 01/07/24 | 01/08/24 | TRN |
| Endrin | ND | | ug/Kg | 4.9 | | 0.98 | 329965 | 01/07/24 | 01/08/24 | TRN |
| Endosulfan II | ND | | ug/Kg | 4.9 | | 0.98 | 329965 | 01/07/24 | 01/08/24 | TRN |
| Endosulfan sulfate | ND | | ug/Kg | 4.9 | | 0.98 | 329965 | 01/07/24 | 01/08/24 | TRN |
| 4,4'-DDD | ND | | ug/Kg | 4.9 | | 0.98 | 329965 | 01/07/24 | 01/08/24 | TRN |
| Endrin aldehyde | ND | | ug/Kg | 4.9 | | 0.98 | 329965 | 01/07/24 | 01/08/24 | TRN |
| Endrin ketone | ND | | ug/Kg | 4.9 | | 0.98 | 329965 | 01/07/24 | 01/08/24 | TRN |
| 4,4'-DDT | ND | | ug/Kg | 4.9 | | 0.98 | 329965 | 01/07/24 | 01/08/24 | TRN |
| Methoxychlor | ND | | ug/Kg | 9.8 | | 0.98 | 329965 | 01/07/24 | 01/08/24 | TRN |
| Toxaphene | ND | | ug/Kg | 98 | | 0.98 | 329965 | 01/07/24 | 01/08/24 | TRN |
| Chlordane (Technical) | ND | | ug/Kg | 49 | | 0.98 | 329965 | 01/07/24 | 01/08/24 | TRN |
| **Surrogates** | | | | **Limits** | | | | | | |
| TCMX | 66% | | %REC | 23-120 | | 0.98 | 329965 | 01/07/24 | 01/08/24 | TRN |
| Decachlorobiphenyl | 56% | | %REC | 24-120 | | 0.98 | 329965 | 01/07/24 | 01/08/24 | TRN |



Results for any subcontracted analyses are not included in this section.

# Analysis Results for 499402



Results for any subcontracted analyses are not included in this section.

ENTHALPY ANALYTICAL

# Analysis Results for 499402

| Sample ID: CB0810-1-0.5 | Lab ID: 499402-029 | Collected: 01/04/24 10:30 |
|---|---|---|
| | Matrix: Soil | |

| 499402-029 Analyte | Result | Qual | Units | RL | MDL | DF | Batch | Prepared | Analyzed | Chemist |
|---|---|---|---|---|---|---|---|---|---|---|
| Method: EPA 6020<br>Prep Method: EPA 3050B | | | | | | | | | | |
| Antimony | ND | | mg/Kg | 0.96 | | 0.96 | 329961 | 01/07/24 | 01/08/24 | DXC |
| Arsenic | **6.1** | | mg/Kg | 0.96 | | 0.96 | 329961 | 01/07/24 | 01/08/24 | DXC |
| Barium | **170** | | mg/Kg | 0.96 | | 0.96 | 329961 | 01/07/24 | 01/08/24 | DXC |
| Beryllium | ND | | mg/Kg | 0.96 | | 0.96 | 329961 | 01/07/24 | 01/08/24 | DXC |
| Cadmium | ND | | mg/Kg | 0.48 | | 0.96 | 329961 | 01/07/24 | 01/08/24 | DXC |
| Chromium | **63** | | mg/Kg | 0.96 | | 0.96 | 329961 | 01/07/24 | 01/08/24 | DXC |
| Cobalt | **15** | | mg/Kg | 0.96 | | 0.96 | 329961 | 01/07/24 | 01/08/24 | DXC |
| Copper | **34** | | mg/Kg | 0.96 | | 0.96 | 329961 | 01/07/24 | 01/08/24 | DXC |
| Lead | **12** | | mg/Kg | 0.48 | | 0.96 | 329961 | 01/07/24 | 01/08/24 | DXC |
| Molybdenum | ND | | mg/Kg | 0.96 | | 0.96 | 329961 | 01/07/24 | 01/08/24 | DXC |
| Nickel | **84** | | mg/Kg | 0.96 | | 0.96 | 329961 | 01/07/24 | 01/08/24 | DXC |
| Selenium | ND | | mg/Kg | 1.9 | | 0.96 | 329961 | 01/07/24 | 01/08/24 | DXC |
| Silver | ND | | mg/Kg | 0.48 | | 0.96 | 329961 | 01/07/24 | 01/08/24 | DXC |
| Thallium | **0.18** | J | mg/Kg | 0.96 | 0.031 | 0.96 | 329961 | 01/07/24 | 01/08/24 | DXC |
| Vanadium | **52** | | mg/Kg | 1.9 | | 0.96 | 329961 | 01/07/24 | 01/08/24 | DXC |
| Zinc | **130** | | mg/Kg | 4.8 | | 0.96 | 329961 | 01/07/24 | 01/08/24 | DXC |
| Method: EPA 7471A<br>Prep Method: METHOD | | | | | | | | | | |
| Mercury | ND | | mg/Kg | 0.15 | | 1.1 | 330080 | 01/09/24 | 01/09/24 | KAM |
| Method: EPA 8081A<br>Prep Method: EPA 3546 | | | | | | | | | | |
| alpha-BHC | ND | | ug/Kg | 4.9 | | 0.98 | 329965 | 01/07/24 | 01/08/24 | TRN |
| beta-BHC | ND | | ug/Kg | 4.9 | | 0.98 | 329965 | 01/07/24 | 01/08/24 | TRN |
| gamma-BHC | ND | | ug/Kg | 4.9 | | 0.98 | 329965 | 01/07/24 | 01/08/24 | TRN |
| delta-BHC | ND | | ug/Kg | 4.9 | | 0.98 | 329965 | 01/07/24 | 01/08/24 | TRN |
| Heptachlor | ND | | ug/Kg | 4.9 | | 0.98 | 329965 | 01/07/24 | 01/08/24 | TRN |
| Aldrin | ND | | ug/Kg | 4.9 | | 0.98 | 329965 | 01/07/24 | 01/08/24 | TRN |
| Heptachlor epoxide | ND | | ug/Kg | 4.9 | | 0.98 | 329965 | 01/07/24 | 01/08/24 | TRN |
| Endosulfan I | ND | | ug/Kg | 4.9 | | 0.98 | 329965 | 01/07/24 | 01/08/24 | TRN |
| Dieldrin | ND | | ug/Kg | 4.9 | | 0.98 | 329965 | 01/07/24 | 01/08/24 | TRN |
| 4,4'-DDE | **32** | | ug/Kg | 4.9 | | 0.98 | 329965 | 01/07/24 | 01/08/24 | TRN |
| Endrin | ND | | ug/Kg | 4.9 | | 0.98 | 329965 | 01/07/24 | 01/08/24 | TRN |
| Endosulfan II | ND | | ug/Kg | 4.9 | | 0.98 | 329965 | 01/07/24 | 01/08/24 | TRN |
| Endosulfan sulfate | ND | | ug/Kg | 4.9 | | 0.98 | 329965 | 01/07/24 | 01/08/24 | TRN |
| 4,4'-DDD | ND | | ug/Kg | 4.9 | | 0.98 | 329965 | 01/07/24 | 01/08/24 | TRN |
| Endrin aldehyde | ND | | ug/Kg | 4.9 | | 0.98 | 329965 | 01/07/24 | 01/08/24 | TRN |
| Endrin ketone | ND | | ug/Kg | 4.9 | | 0.98 | 329965 | 01/07/24 | 01/08/24 | TRN |
| 4,4'-DDT | **19** | | ug/Kg | 4.9 | | 0.98 | 329965 | 01/07/24 | 01/08/24 | TRN |
| Methoxychlor | ND | | ug/Kg | 9.8 | | 0.98 | 329965 | 01/07/24 | 01/08/24 | TRN |
| Toxaphene | ND | | ug/Kg | 98 | | 0.98 | 329965 | 01/07/24 | 01/08/24 | TRN |
| Chlordane (Technical) | ND | | ug/Kg | 49 | | 0.98 | 329965 | 01/07/24 | 01/08/24 | TRN |
| **Surrogates** | | | | **Limits** | | | | | | |
| TCMX | 59% | | %REC | 23-120 | | 0.98 | 329965 | 01/07/24 | 01/08/24 | TRN |
| Decachlorobiphenyl | 55% | | %REC | 24-120 | | 0.98 | 329965 | 01/07/24 | 01/08/24 | TRN |



Results for any subcontracted analyses are not included in this section.

ENTHALPY ANALYTICAL

# Analysis Results for 499402



Results for any subcontracted analyses are not included in this section.

ENTHALPY ANALYTICAL

# Analysis Results for 499402

| Sample ID: CB0810-2-0.5 | Lab ID: 499402-030 | Collected: 01/04/24 09:00 |
|---|---|---|
| | Matrix: Soil | |

| 499402-030 Analyte | Result | Qual | Units | RL | MDL | DF | Batch | Prepared | Analyzed | Chemist |
|---|---|---|---|---|---|---|---|---|---|---|
| Method: EPA 6020<br>Prep Method: EPA 3050B | | | | | | | | | | |
| Antimony | ND | | mg/Kg | 0.96 | | 0.96 | 329961 | 01/07/24 | 01/08/24 | DXC |
| Arsenic | **4.8** | | mg/Kg | 0.96 | | 0.96 | 329961 | 01/07/24 | 01/08/24 | DXC |
| Barium | **220** | | mg/Kg | 0.96 | | 0.96 | 329961 | 01/07/24 | 01/08/24 | DXC |
| Beryllium | ND | | mg/Kg | 0.96 | | 0.96 | 329961 | 01/07/24 | 01/08/24 | DXC |
| Cadmium | ND | | mg/Kg | 0.48 | | 0.96 | 329961 | 01/07/24 | 01/08/24 | DXC |
| Chromium | **85** | | mg/Kg | 0.96 | | 0.96 | 329961 | 01/07/24 | 01/08/24 | DXC |
| Cobalt | **32** | | mg/Kg | 0.96 | | 0.96 | 329961 | 01/07/24 | 01/08/24 | DXC |
| Copper | **56** | | mg/Kg | 0.96 | | 0.96 | 329961 | 01/07/24 | 01/08/24 | DXC |
| Lead | **7.3** | | mg/Kg | 0.48 | | 0.96 | 329961 | 01/07/24 | 01/08/24 | DXC |
| Molybdenum | ND | | mg/Kg | 0.96 | | 0.96 | 329961 | 01/07/24 | 01/08/24 | DXC |
| Nickel | **75** | | mg/Kg | 0.96 | | 0.96 | 329961 | 01/07/24 | 01/08/24 | DXC |
| Selenium | ND | | mg/Kg | 1.9 | | 0.96 | 329961 | 01/07/24 | 01/08/24 | DXC |
| Silver | ND | | mg/Kg | 0.48 | | 0.96 | 329961 | 01/07/24 | 01/08/24 | DXC |
| Thallium | **0.080** | J | mg/Kg | 0.96 | 0.031 | 0.96 | 329961 | 01/07/24 | 01/08/24 | DXC |
| Vanadium | **79** | | mg/Kg | 1.9 | | 0.96 | 329961 | 01/07/24 | 01/08/24 | DXC |
| Zinc | **69** | | mg/Kg | 4.8 | | 0.96 | 329961 | 01/07/24 | 01/08/24 | DXC |
| Method: EPA 7471A<br>Prep Method: METHOD | | | | | | | | | | |
| Mercury | ND | | mg/Kg | 0.15 | | 1.1 | 330080 | 01/09/24 | 01/09/24 | KAM |
| Method: EPA 8081A<br>Prep Method: EPA 3546 | | | | | | | | | | |
| alpha-BHC | ND | | ug/Kg | 4.9 | | 0.98 | 329965 | 01/07/24 | 01/08/24 | TRN |
| beta-BHC | ND | | ug/Kg | 4.9 | | 0.98 | 329965 | 01/07/24 | 01/08/24 | TRN |
| gamma-BHC | ND | | ug/Kg | 4.9 | | 0.98 | 329965 | 01/07/24 | 01/08/24 | TRN |
| delta-BHC | ND | | ug/Kg | 4.9 | | 0.98 | 329965 | 01/07/24 | 01/08/24 | TRN |
| Heptachlor | ND | | ug/Kg | 4.9 | | 0.98 | 329965 | 01/07/24 | 01/08/24 | TRN |
| Aldrin | ND | | ug/Kg | 4.9 | | 0.98 | 329965 | 01/07/24 | 01/08/24 | TRN |
| Heptachlor epoxide | ND | | ug/Kg | 4.9 | | 0.98 | 329965 | 01/07/24 | 01/08/24 | TRN |
| Endosulfan I | ND | | ug/Kg | 4.9 | | 0.98 | 329965 | 01/07/24 | 01/08/24 | TRN |
| Dieldrin | ND | | ug/Kg | 4.9 | | 0.98 | 329965 | 01/07/24 | 01/08/24 | TRN |
| 4,4'-DDE | ND | | ug/Kg | 4.9 | | 0.98 | 329965 | 01/07/24 | 01/08/24 | TRN |
| Endrin | ND | | ug/Kg | 4.9 | | 0.98 | 329965 | 01/07/24 | 01/08/24 | TRN |
| Endosulfan II | ND | | ug/Kg | 4.9 | | 0.98 | 329965 | 01/07/24 | 01/08/24 | TRN |
| Endosulfan sulfate | ND | | ug/Kg | 4.9 | | 0.98 | 329965 | 01/07/24 | 01/08/24 | TRN |
| 4,4'-DDD | ND | | ug/Kg | 4.9 | | 0.98 | 329965 | 01/07/24 | 01/08/24 | TRN |
| Endrin aldehyde | ND | | ug/Kg | 4.9 | | 0.98 | 329965 | 01/07/24 | 01/08/24 | TRN |
| Endrin ketone | ND | | ug/Kg | 4.9 | | 0.98 | 329965 | 01/07/24 | 01/08/24 | TRN |
| 4,4'-DDT | ND | | ug/Kg | 4.9 | | 0.98 | 329965 | 01/07/24 | 01/08/24 | TRN |
| Methoxychlor | ND | | ug/Kg | 9.8 | | 0.98 | 329965 | 01/07/24 | 01/08/24 | TRN |
| Toxaphene | ND | | ug/Kg | 98 | | 0.98 | 329965 | 01/07/24 | 01/08/24 | TRN |
| Chlordane (Technical) | ND | | ug/Kg | 49 | | 0.98 | 329965 | 01/07/24 | 01/08/24 | TRN |
| **Surrogates** | | | | **Limits** | | | | | | |
| TCMX | 67% | | %REC | 23-120 | | 0.98 | 329965 | 01/07/24 | 01/08/24 | TRN |
| Decachlorobiphenyl | 57% | | %REC | 24-120 | | 0.98 | 329965 | 01/07/24 | 01/08/24 | TRN |



Results for any subcontracted analyses are not included in this section.

ENTHALPY ANALYTICAL

# Analysis Results for 499402



Results for any subcontracted analyses are not included in this section.

# Analysis Results for 499402

| Sample ID: CB0810-3-0.5 | Lab ID: 499402-031 | Collected: 01/03/24 14:05 |
|---|---|---|
| | Matrix: Soil | |

| 499402-031 Analyte | Result | Qual | Units | RL | MDL | DF | Batch | Prepared | Analyzed | Chemist |
|---|---|---|---|---|---|---|---|---|---|---|
| Method: EPA 6020<br>Prep Method: EPA 3050B | | | | | | | | | | |
| Antimony | ND | | mg/Kg | 0.98 | | 0.98 | 329961 | 01/07/24 | 01/08/24 | DXC |
| Arsenic | **5.3** | | mg/Kg | 0.98 | | 0.98 | 329961 | 01/07/24 | 01/08/24 | DXC |
| Barium | **240** | | mg/Kg | 0.98 | | 0.98 | 329961 | 01/07/24 | 01/08/24 | DXC |
| Beryllium | ND | | mg/Kg | 0.98 | | 0.98 | 329961 | 01/07/24 | 01/08/24 | DXC |
| Cadmium | ND | | mg/Kg | 0.49 | | 0.98 | 329961 | 01/07/24 | 01/08/24 | DXC |
| Chromium | **83** | | mg/Kg | 0.98 | | 0.98 | 329961 | 01/07/24 | 01/08/24 | DXC |
| Cobalt | **23** | | mg/Kg | 0.98 | | 0.98 | 329961 | 01/07/24 | 01/08/24 | DXC |
| Copper | **51** | | mg/Kg | 0.98 | | 0.98 | 329961 | 01/07/24 | 01/08/24 | DXC |
| Lead | **9.7** | | mg/Kg | 0.49 | | 0.98 | 329961 | 01/07/24 | 01/08/24 | DXC |
| Molybdenum | ND | | mg/Kg | 0.98 | | 0.98 | 329961 | 01/07/24 | 01/08/24 | DXC |
| Nickel | **78** | | mg/Kg | 0.98 | | 0.98 | 329961 | 01/07/24 | 01/08/24 | DXC |
| Selenium | ND | | mg/Kg | 2.0 | | 0.98 | 329961 | 01/07/24 | 01/08/24 | DXC |
| Silver | ND | | mg/Kg | 0.49 | | 0.98 | 329961 | 01/07/24 | 01/08/24 | DXC |
| Thallium | **0.11** | J | mg/Kg | 0.98 | 0.032 | 0.98 | 329961 | 01/07/24 | 01/08/24 | DXC |
| Vanadium | **85** | | mg/Kg | 2.0 | | 0.98 | 329961 | 01/07/24 | 01/08/24 | DXC |
| Zinc | **68** | | mg/Kg | 4.9 | | 0.98 | 329961 | 01/07/24 | 01/08/24 | DXC |
| Method: EPA 7471A<br>Prep Method: METHOD | | | | | | | | | | |
| Mercury | ND | | mg/Kg | 0.14 | | 1 | 330080 | 01/09/24 | 01/09/24 | KAM |
| Method: EPA 8081A<br>Prep Method: EPA 3546 | | | | | | | | | | |
| alpha-BHC | ND | | ug/Kg | 5.1 | | 1 | 329965 | 01/07/24 | 01/08/24 | TRN |
| beta-BHC | ND | | ug/Kg | 5.1 | | 1 | 329965 | 01/07/24 | 01/08/24 | TRN |
| gamma-BHC | ND | | ug/Kg | 5.1 | | 1 | 329965 | 01/07/24 | 01/08/24 | TRN |
| delta-BHC | ND | | ug/Kg | 5.1 | | 1 | 329965 | 01/07/24 | 01/08/24 | TRN |
| Heptachlor | ND | | ug/Kg | 5.1 | | 1 | 329965 | 01/07/24 | 01/08/24 | TRN |
| Aldrin | ND | | ug/Kg | 5.1 | | 1 | 329965 | 01/07/24 | 01/08/24 | TRN |
| Heptachlor epoxide | ND | | ug/Kg | 5.1 | | 1 | 329965 | 01/07/24 | 01/08/24 | TRN |
| Endosulfan I | ND | | ug/Kg | 5.1 | | 1 | 329965 | 01/07/24 | 01/08/24 | TRN |
| Dieldrin | ND | | ug/Kg | 5.1 | | 1 | 329965 | 01/07/24 | 01/08/24 | TRN |
| 4,4'-DDE | ND | | ug/Kg | 5.1 | | 1 | 329965 | 01/07/24 | 01/08/24 | TRN |
| Endrin | ND | | ug/Kg | 5.1 | | 1 | 329965 | 01/07/24 | 01/08/24 | TRN |
| Endosulfan II | ND | | ug/Kg | 5.1 | | 1 | 329965 | 01/07/24 | 01/08/24 | TRN |
| Endosulfan sulfate | ND | | ug/Kg | 5.1 | | 1 | 329965 | 01/07/24 | 01/08/24 | TRN |
| 4,4'-DDD | ND | | ug/Kg | 5.1 | | 1 | 329965 | 01/07/24 | 01/08/24 | TRN |
| Endrin aldehyde | ND | | ug/Kg | 5.1 | | 1 | 329965 | 01/07/24 | 01/08/24 | TRN |
| Endrin ketone | ND | | ug/Kg | 5.1 | | 1 | 329965 | 01/07/24 | 01/08/24 | TRN |
| 4,4'-DDT | ND | | ug/Kg | 5.1 | | 1 | 329965 | 01/07/24 | 01/08/24 | TRN |
| Methoxychlor | ND | | ug/Kg | 10 | | 1 | 329965 | 01/07/24 | 01/08/24 | TRN |
| Toxaphene | ND | | ug/Kg | 100 | | 1 | 329965 | 01/07/24 | 01/08/24 | TRN |
| Chlordane (Technical) | ND | | ug/Kg | 51 | | 1 | 329965 | 01/07/24 | 01/08/24 | TRN |
| **Surrogates** | | | | **Limits** | | | | | | |
| TCMX | 79% | | %REC | 23-120 | | 1 | 329965 | 01/07/24 | 01/08/24 | TRN |
| Decachlorobiphenyl | 68% | | %REC | 24-120 | | 1 | 329965 | 01/07/24 | 01/08/24 | TRN |



Results for any subcontracted analyses are not included in this section.

ENTHALPY ANALYTICAL

# Analysis Results for 499402



Results for any subcontracted analyses are not included in this section.

ENTHALPY ANALYTICAL

# Analysis Results for 499402

| Sample ID: CB0810-4-0.5 | Lab ID: 499402-032 | Collected: 01/04/24 08:00 |
|---|---|---|
| | Matrix: Soil | |

| 499402-032 Analyte | Result | Qual | Units | RL | MDL | DF | Batch | Prepared | Analyzed | Chemist |
|---|---|---|---|---|---|---|---|---|---|---|
| Method: EPA 6020<br>Prep Method: EPA 3050B | | | | | | | | | | |
| Antimony | ND | | mg/Kg | 0.96 | | 0.96 | 329961 | 01/07/24 | 01/08/24 | DXC |
| Arsenic | **5.3** | | mg/Kg | 0.96 | | 0.96 | 329961 | 01/07/24 | 01/08/24 | DXC |
| Barium | **200** | | mg/Kg | 0.96 | | 0.96 | 329961 | 01/07/24 | 01/08/24 | DXC |
| Beryllium | ND | | mg/Kg | 0.96 | | 0.96 | 329961 | 01/07/24 | 01/08/24 | DXC |
| Cadmium | ND | | mg/Kg | 0.48 | | 0.96 | 329961 | 01/07/24 | 01/08/24 | DXC |
| Chromium | **67** | | mg/Kg | 0.96 | | 0.96 | 329961 | 01/07/24 | 01/08/24 | DXC |
| Cobalt | **16** | | mg/Kg | 0.96 | | 0.96 | 329961 | 01/07/24 | 01/08/24 | DXC |
| Copper | **43** | | mg/Kg | 0.96 | | 0.96 | 329961 | 01/07/24 | 01/08/24 | DXC |
| Lead | **7.3** | | mg/Kg | 0.48 | | 0.96 | 329961 | 01/07/24 | 01/08/24 | DXC |
| Molybdenum | ND | | mg/Kg | 0.96 | | 0.96 | 329961 | 01/07/24 | 01/08/24 | DXC |
| Nickel | **73** | | mg/Kg | 0.96 | | 0.96 | 329961 | 01/07/24 | 01/08/24 | DXC |
| Selenium | ND | | mg/Kg | 1.9 | | 0.96 | 329961 | 01/07/24 | 01/08/24 | DXC |
| Silver | ND | | mg/Kg | 0.48 | | 0.96 | 329961 | 01/07/24 | 01/08/24 | DXC |
| Thallium | **0.078** | J | mg/Kg | 0.96 | 0.031 | 0.96 | 329961 | 01/07/24 | 01/08/24 | DXC |
| Vanadium | **74** | | mg/Kg | 1.9 | | 0.96 | 329961 | 01/07/24 | 01/08/24 | DXC |
| Zinc | **61** | | mg/Kg | 4.8 | | 0.96 | 329961 | 01/07/24 | 01/08/24 | DXC |
| Method: EPA 7471A<br>Prep Method: METHOD | | | | | | | | | | |
| Mercury | ND | | mg/Kg | 0.16 | | 1.1 | 330080 | 01/09/24 | 01/09/24 | KAM |
| Method: EPA 8081A<br>Prep Method: EPA 3546 | | | | | | | | | | |
| alpha-BHC | ND | | ug/Kg | 25 | | 5 | 329965 | 01/07/24 | 01/08/24 | TRN |
| beta-BHC | ND | | ug/Kg | 25 | | 5 | 329965 | 01/07/24 | 01/08/24 | TRN |
| gamma-BHC | ND | | ug/Kg | 25 | | 5 | 329965 | 01/07/24 | 01/08/24 | TRN |
| delta-BHC | ND | | ug/Kg | 25 | | 5 | 329965 | 01/07/24 | 01/08/24 | TRN |
| Heptachlor | ND | | ug/Kg | 25 | | 5 | 329965 | 01/07/24 | 01/08/24 | TRN |
| Aldrin | ND | | ug/Kg | 25 | | 5 | 329965 | 01/07/24 | 01/08/24 | TRN |
| Heptachlor epoxide | ND | | ug/Kg | 25 | | 5 | 329965 | 01/07/24 | 01/08/24 | TRN |
| Endosulfan I | ND | | ug/Kg | 25 | | 5 | 329965 | 01/07/24 | 01/08/24 | TRN |
| Dieldrin | ND | | ug/Kg | 25 | | 5 | 329965 | 01/07/24 | 01/08/24 | TRN |
| 4,4'-DDE | ND | | ug/Kg | 25 | | 5 | 329965 | 01/07/24 | 01/08/24 | TRN |
| Endrin | ND | | ug/Kg | 25 | | 5 | 329965 | 01/07/24 | 01/08/24 | TRN |
| Endosulfan II | ND | | ug/Kg | 25 | | 5 | 329965 | 01/07/24 | 01/08/24 | TRN |
| Endosulfan sulfate | ND | | ug/Kg | 25 | | 5 | 329965 | 01/07/24 | 01/08/24 | TRN |
| 4,4'-DDD | ND | | ug/Kg | 25 | | 5 | 329965 | 01/07/24 | 01/08/24 | TRN |
| Endrin aldehyde | ND | | ug/Kg | 25 | | 5 | 329965 | 01/07/24 | 01/08/24 | TRN |
| Endrin ketone | ND | | ug/Kg | 25 | | 5 | 329965 | 01/07/24 | 01/08/24 | TRN |
| 4,4'-DDT | ND | | ug/Kg | 25 | | 5 | 329965 | 01/07/24 | 01/08/24 | TRN |
| Methoxychlor | ND | | ug/Kg | 50 | | 5 | 329965 | 01/07/24 | 01/08/24 | TRN |
| Toxaphene | ND | | ug/Kg | 500 | | 5 | 329965 | 01/07/24 | 01/08/24 | TRN |
| Chlordane (Technical) | ND | | ug/Kg | 250 | | 5 | 329965 | 01/07/24 | 01/08/24 | TRN |
| **Surrogates** | | | | **Limits** | | | | | | |
| TCMX | 56% | | %REC | 23-120 | | 5 | 329965 | 01/07/24 | 01/08/24 | TRN |
| Decachlorobiphenyl | 49% | | %REC | 24-120 | | 5 | 329965 | 01/07/24 | 01/08/24 | TRN |



Results for any subcontracted analyses are not included in this section.

ENTHALPY ANALYTICAL

# Analysis Results for 499402

| Sample ID: CB0810-1-2.5 | Lab ID: 499402-033 | Collected: 01/04/24 10:35 |
|---|---|---|
| | Matrix: Soil | |

| 499402-033 Analyte | Result | Qual | Units | RL | MDL | DF | Batch | Prepared | Analyzed | Chemist |
|---|---|---|---|---|---|---|---|---|---|---|
| Method: EPA 8081A<br>Prep Method: EPA 3546 | | | | | | | | | | |
| alpha-BHC | ND | | ug/Kg | 5.0 | | 1 | 329965 | 01/07/24 | 01/08/24 | TRN |
| beta-BHC | ND | | ug/Kg | 5.0 | | 1 | 329965 | 01/07/24 | 01/08/24 | TRN |
| gamma-BHC | ND | | ug/Kg | 5.0 | | 1 | 329965 | 01/07/24 | 01/08/24 | TRN |
| delta-BHC | ND | | ug/Kg | 5.0 | | 1 | 329965 | 01/07/24 | 01/08/24 | TRN |
| Heptachlor | ND | | ug/Kg | 5.0 | | 1 | 329965 | 01/07/24 | 01/08/24 | TRN |
| Aldrin | ND | | ug/Kg | 5.0 | | 1 | 329965 | 01/07/24 | 01/08/24 | TRN |
| Heptachlor epoxide | ND | | ug/Kg | 5.0 | | 1 | 329965 | 01/07/24 | 01/08/24 | TRN |
| Endosulfan I | ND | | ug/Kg | 5.0 | | 1 | 329965 | 01/07/24 | 01/08/24 | TRN |
| Dieldrin | ND | | ug/Kg | 5.0 | | 1 | 329965 | 01/07/24 | 01/08/24 | TRN |
| 4,4'-DDE | ND | | ug/Kg | 5.0 | | 1 | 329965 | 01/07/24 | 01/08/24 | TRN |
| Endrin | ND | | ug/Kg | 5.0 | | 1 | 329965 | 01/07/24 | 01/08/24 | TRN |
| Endosulfan II | ND | | ug/Kg | 5.0 | | 1 | 329965 | 01/07/24 | 01/08/24 | TRN |
| Endosulfan sulfate | ND | | ug/Kg | 5.0 | | 1 | 329965 | 01/07/24 | 01/08/24 | TRN |
| 4,4'-DDD | ND | | ug/Kg | 5.0 | | 1 | 329965 | 01/07/24 | 01/08/24 | TRN |
| Endrin aldehyde | ND | | ug/Kg | 5.0 | | 1 | 329965 | 01/07/24 | 01/08/24 | TRN |
| Endrin ketone | ND | | ug/Kg | 5.0 | | 1 | 329965 | 01/07/24 | 01/08/24 | TRN |
| 4,4'-DDT | ND | | ug/Kg | 5.0 | | 1 | 329965 | 01/07/24 | 01/08/24 | TRN |
| Methoxychlor | ND | | ug/Kg | 10 | | 1 | 329965 | 01/07/24 | 01/08/24 | TRN |
| Toxaphene | ND | | ug/Kg | 100 | | 1 | 329965 | 01/07/24 | 01/08/24 | TRN |
| Chlordane (Technical) | ND | | ug/Kg | 50 | | 1 | 329965 | 01/07/24 | 01/08/24 | TRN |
| **Surrogates** | | | | **Limits** | | | | | | |
| TCMX | 66% | | %REC | 23-120 | | 1 | 329965 | 01/07/24 | 01/08/24 | TRN |
| Decachlorobiphenyl | 52% | | %REC | 24-120 | | 1 | 329965 | 01/07/24 | 01/08/24 | TRN |



Results for any subcontracted analyses are not included in this section.

ENTHALPY ANALYTICAL

# Analysis Results for 499402

| Sample ID: CB0810-2-2.5 | Lab ID: 499402-034 | Collected: 01/04/24 09:05 |
|---|---|---|
| | Matrix: Soil | |

| 499402-034 Analyte | Result | Qual | Units | RL | MDL | DF | Batch | Prepared | Analyzed | Chemist |
|---|---|---|---|---|---|---|---|---|---|---|
| Method: EPA 6020<br>Prep Method: EPA 3050B | | | | | | | | | | |
| Antimony | ND | | mg/Kg | 0.96 | | 0.96 | 330965 | 01/19/24 | 01/22/24 | DXC |
| Arsenic | **5.6** | | mg/Kg | 0.96 | | 0.96 | 330965 | 01/19/24 | 01/22/24 | DXC |
| Barium | **170** | | mg/Kg | 0.96 | | 0.96 | 330965 | 01/19/24 | 01/22/24 | DXC |
| Beryllium | ND | | mg/Kg | 0.96 | | 0.96 | 330965 | 01/19/24 | 01/22/24 | DXC |
| Cadmium | ND | | mg/Kg | 0.48 | | 0.96 | 330965 | 01/19/24 | 01/22/24 | DXC |
| Chromium | **60** | | mg/Kg | 0.96 | | 0.96 | 330965 | 01/19/24 | 01/22/24 | DXC |
| Cobalt | **15** | | mg/Kg | 0.96 | | 0.96 | 330965 | 01/19/24 | 01/22/24 | DXC |
| Copper | **36** | | mg/Kg | 0.96 | | 0.96 | 330965 | 01/19/24 | 01/22/24 | DXC |
| Lead | **11** | | mg/Kg | 0.48 | | 0.96 | 330965 | 01/19/24 | 01/22/24 | DXC |
| Molybdenum | ND | | mg/Kg | 0.96 | | 0.96 | 330965 | 01/19/24 | 01/22/24 | DXC |
| Nickel | **79** | | mg/Kg | 0.96 | | 0.96 | 330965 | 01/19/24 | 01/22/24 | DXC |
| Selenium | ND | | mg/Kg | 1.9 | | 0.96 | 330965 | 01/19/24 | 01/22/24 | DXC |
| Silver | ND | | mg/Kg | 0.48 | | 0.96 | 330965 | 01/19/24 | 01/22/24 | DXC |
| Thallium | **0.16** | B,J | mg/Kg | 0.96 | 0.031 | 0.96 | 330965 | 01/19/24 | 01/22/24 | DXC |
| Vanadium | **50** | | mg/Kg | 1.9 | | 0.96 | 330965 | 01/19/24 | 01/22/24 | DXC |
| Zinc | **86** | | mg/Kg | 4.8 | | 0.96 | 330965 | 01/19/24 | 01/22/24 | DXC |
| Method: EPA 7471A<br>Prep Method: METHOD | | | | | | | | | | |
| Mercury | ND | | mg/Kg | 0.15 | | 1.1 | 331139 | 01/23/24 | 01/24/24 | KAM |
| Method: EPA 8081A<br>Prep Method: EPA 3546 | | | | | | | | | | |
| alpha-BHC | ND | | ug/Kg | 5.0 | | 0.99 | 329965 | 01/07/24 | 01/08/24 | TRN |
| beta-BHC | ND | | ug/Kg | 5.0 | | 0.99 | 329965 | 01/07/24 | 01/08/24 | TRN |
| gamma-BHC | ND | | ug/Kg | 5.0 | | 0.99 | 329965 | 01/07/24 | 01/08/24 | TRN |
| delta-BHC | ND | | ug/Kg | 5.0 | | 0.99 | 329965 | 01/07/24 | 01/08/24 | TRN |
| Heptachlor | ND | | ug/Kg | 5.0 | | 0.99 | 329965 | 01/07/24 | 01/08/24 | TRN |
| Aldrin | ND | | ug/Kg | 5.0 | | 0.99 | 329965 | 01/07/24 | 01/08/24 | TRN |
| Heptachlor epoxide | ND | | ug/Kg | 5.0 | | 0.99 | 329965 | 01/07/24 | 01/08/24 | TRN |
| Endosulfan I | ND | | ug/Kg | 5.0 | | 0.99 | 329965 | 01/07/24 | 01/08/24 | TRN |
| Dieldrin | ND | | ug/Kg | 5.0 | | 0.99 | 329965 | 01/07/24 | 01/08/24 | TRN |
| 4,4'-DDE | **21** | | ug/Kg | 5.0 | | 0.99 | 329965 | 01/07/24 | 01/08/24 | TRN |
| Endrin | ND | | ug/Kg | 5.0 | | 0.99 | 329965 | 01/07/24 | 01/08/24 | TRN |
| Endosulfan II | ND | | ug/Kg | 5.0 | | 0.99 | 329965 | 01/07/24 | 01/08/24 | TRN |
| Endosulfan sulfate | ND | | ug/Kg | 5.0 | | 0.99 | 329965 | 01/07/24 | 01/08/24 | TRN |
| 4,4'-DDD | ND | | ug/Kg | 5.0 | | 0.99 | 329965 | 01/07/24 | 01/08/24 | TRN |
| Endrin aldehyde | ND | | ug/Kg | 5.0 | | 0.99 | 329965 | 01/07/24 | 01/08/24 | TRN |
| Endrin ketone | ND | | ug/Kg | 5.0 | | 0.99 | 329965 | 01/07/24 | 01/08/24 | TRN |
| 4,4'-DDT | **15** | | ug/Kg | 5.0 | | 0.99 | 329965 | 01/07/24 | 01/08/24 | TRN |
| Methoxychlor | ND | | ug/Kg | 9.9 | | 0.99 | 329965 | 01/07/24 | 01/08/24 | TRN |
| Toxaphene | ND | | ug/Kg | 99 | | 0.99 | 329965 | 01/07/24 | 01/08/24 | TRN |
| Chlordane (Technical) | ND | | ug/Kg | 50 | | 0.99 | 329965 | 01/07/24 | 01/08/24 | TRN |
| **Surrogates** | | | | **Limits** | | | | | | |
| TCMX | 45% | | %REC | 23-120 | | 0.99 | 329965 | 01/07/24 | 01/08/24 | TRN |
| Decachlorobiphenyl | 36% | | %REC | 24-120 | | 0.99 | 329965 | 01/07/24 | 01/08/24 | TRN |



Results for any subcontracted analyses are not included in this section.

ENTHALPY ANALYTICAL

# Analysis Results for 499402

| Sample ID: CB0810-3-2.5 | Lab ID: 499402-035 | Collected: 01/03/24 14:10 |
|---|---|---|
| | Matrix: Soil | |

| 499402-035 Analyte | Result | Qual | Units | RL | MDL | DF | Batch | Prepared | Analyzed | Chemist |
|---|---|---|---|---|---|---|---|---|---|---|
| Method: EPA 8081A<br>Prep Method: EPA 3546 | | | | | | | | | | |
| alpha-BHC | ND | | ug/Kg | 5.0 | | 0.99 | 329965 | 01/07/24 | 01/08/24 | TRN |
| beta-BHC | ND | | ug/Kg | 5.0 | | 0.99 | 329965 | 01/07/24 | 01/08/24 | TRN |
| gamma-BHC | ND | | ug/Kg | 5.0 | | 0.99 | 329965 | 01/07/24 | 01/08/24 | TRN |
| delta-BHC | ND | | ug/Kg | 5.0 | | 0.99 | 329965 | 01/07/24 | 01/08/24 | TRN |
| Heptachlor | ND | | ug/Kg | 5.0 | | 0.99 | 329965 | 01/07/24 | 01/08/24 | TRN |
| Aldrin | ND | | ug/Kg | 5.0 | | 0.99 | 329965 | 01/07/24 | 01/08/24 | TRN |
| Heptachlor epoxide | ND | | ug/Kg | 5.0 | | 0.99 | 329965 | 01/07/24 | 01/08/24 | TRN |
| Endosulfan I | ND | | ug/Kg | 5.0 | | 0.99 | 329965 | 01/07/24 | 01/08/24 | TRN |
| Dieldrin | ND | | ug/Kg | 5.0 | | 0.99 | 329965 | 01/07/24 | 01/08/24 | TRN |
| 4,4'-DDE | **26** | | ug/Kg | 5.0 | | 0.99 | 329965 | 01/07/24 | 01/08/24 | TRN |
| Endrin | ND | | ug/Kg | 5.0 | | 0.99 | 329965 | 01/07/24 | 01/08/24 | TRN |
| Endosulfan II | ND | | ug/Kg | 5.0 | | 0.99 | 329965 | 01/07/24 | 01/08/24 | TRN |
| Endosulfan sulfate | ND | | ug/Kg | 5.0 | | 0.99 | 329965 | 01/07/24 | 01/08/24 | TRN |
| 4,4'-DDD | ND | | ug/Kg | 5.0 | | 0.99 | 329965 | 01/07/24 | 01/08/24 | TRN |
| Endrin aldehyde | ND | | ug/Kg | 5.0 | | 0.99 | 329965 | 01/07/24 | 01/08/24 | TRN |
| Endrin ketone | ND | | ug/Kg | 5.0 | | 0.99 | 329965 | 01/07/24 | 01/08/24 | TRN |
| 4,4'-DDT | **36** | | ug/Kg | 5.0 | | 0.99 | 329965 | 01/07/24 | 01/08/24 | TRN |
| Methoxychlor | ND | | ug/Kg | 9.9 | | 0.99 | 329965 | 01/07/24 | 01/08/24 | TRN |
| Toxaphene | ND | | ug/Kg | 99 | | 0.99 | 329965 | 01/07/24 | 01/08/24 | TRN |
| Chlordane (Technical) | ND | | ug/Kg | 50 | | 0.99 | 329965 | 01/07/24 | 01/08/24 | TRN |
| **Surrogates** | | | | **Limits** | | | | | | |
| TCMX | 68% | | %REC | 23-120 | | 0.99 | 329965 | 01/07/24 | 01/08/24 | TRN |
| Decachlorobiphenyl | 57% | | %REC | 24-120 | | 0.99 | 329965 | 01/07/24 | 01/08/24 | TRN |



Results for any subcontracted analyses are not included in this section.

ENTHALPY ANALYTICAL

# Analysis Results for 499402

| Sample ID: CB0810-4-2.5 | Lab ID: 499402-036 | Collected: 01/04/24 08:05 |
|---|---|---|
| | Matrix: Soil | |

| 499402-036 Analyte | Result | Qual | Units | RL | MDL | DF | Batch | Prepared | Analyzed | Chemist |
|---|---|---|---|---|---|---|---|---|---|---|
| Method: EPA 8081A<br>Prep Method: EPA 3546 | | | | | | | | | | |
| alpha-BHC | ND | | ug/Kg | 4.9 | | 0.98 | 329965 | 01/07/24 | 01/08/24 | TRN |
| beta-BHC | ND | | ug/Kg | 4.9 | | 0.98 | 329965 | 01/07/24 | 01/08/24 | TRN |
| gamma-BHC | ND | | ug/Kg | 4.9 | | 0.98 | 329965 | 01/07/24 | 01/08/24 | TRN |
| delta-BHC | ND | | ug/Kg | 4.9 | | 0.98 | 329965 | 01/07/24 | 01/08/24 | TRN |
| Heptachlor | ND | | ug/Kg | 4.9 | | 0.98 | 329965 | 01/07/24 | 01/08/24 | TRN |
| Aldrin | ND | | ug/Kg | 4.9 | | 0.98 | 329965 | 01/07/24 | 01/08/24 | TRN |
| Heptachlor epoxide | ND | | ug/Kg | 4.9 | | 0.98 | 329965 | 01/07/24 | 01/08/24 | TRN |
| Endosulfan I | ND | | ug/Kg | 4.9 | | 0.98 | 329965 | 01/07/24 | 01/08/24 | TRN |
| Dieldrin | ND | | ug/Kg | 4.9 | | 0.98 | 329965 | 01/07/24 | 01/08/24 | TRN |
| 4,4'-DDE | **32** | | ug/Kg | 4.9 | | 0.98 | 329965 | 01/07/24 | 01/08/24 | TRN |
| Endrin | ND | | ug/Kg | 4.9 | | 0.98 | 329965 | 01/07/24 | 01/08/24 | TRN |
| Endosulfan II | ND | | ug/Kg | 4.9 | | 0.98 | 329965 | 01/07/24 | 01/08/24 | TRN |
| Endosulfan sulfate | ND | | ug/Kg | 4.9 | | 0.98 | 329965 | 01/07/24 | 01/08/24 | TRN |
| 4,4'-DDD | ND | | ug/Kg | 4.9 | | 0.98 | 329965 | 01/07/24 | 01/08/24 | TRN |
| Endrin aldehyde | ND | | ug/Kg | 4.9 | | 0.98 | 329965 | 01/07/24 | 01/08/24 | TRN |
| Endrin ketone | ND | | ug/Kg | 4.9 | | 0.98 | 329965 | 01/07/24 | 01/08/24 | TRN |
| 4,4'-DDT | **23** | | ug/Kg | 4.9 | | 0.98 | 329965 | 01/07/24 | 01/08/24 | TRN |
| Methoxychlor | ND | | ug/Kg | 9.8 | | 0.98 | 329965 | 01/07/24 | 01/08/24 | TRN |
| Toxaphene | ND | | ug/Kg | 98 | | 0.98 | 329965 | 01/07/24 | 01/08/24 | TRN |
| Chlordane (Technical) | ND | | ug/Kg | 49 | | 0.98 | 329965 | 01/07/24 | 01/08/24 | TRN |
| **Surrogates** | | | | **Limits** | | | | | | |
| TCMX | 54% | | %REC | 23-120 | | 0.98 | 329965 | 01/07/24 | 01/08/24 | TRN |
| Decachlorobiphenyl | 47% | | %REC | 24-120 | | 0.98 | 329965 | 01/07/24 | 01/08/24 | TRN |



Results for any subcontracted analyses are not included in this section.

ENTHALPY ANALYTICAL

# Analysis Results for 499402

| Sample ID: DUP-3 | Lab ID: 499402-037 | Collected: 01/04/24 |
|---|---|---|
| | Matrix: Soil | |

| 499402-037 Analyte | Result | Qual | Units | RL | MDL | DF | Batch | Prepared | Analyzed | Chemist |
|---|---|---|---|---|---|---|---|---|---|---|
| Method: EPA 6020<br>Prep Method: EPA 3050B | | | | | | | | | | |
| Antimony | ND | | mg/Kg | 0.96 | | 0.96 | 329961 | 01/07/24 | 01/08/24 | DXC |
| Arsenic | **5.7** | | mg/Kg | 0.96 | | 0.96 | 329961 | 01/07/24 | 01/08/24 | DXC |
| Barium | **170** | | mg/Kg | 0.96 | | 0.96 | 329961 | 01/07/24 | 01/08/24 | DXC |
| Beryllium | ND | | mg/Kg | 0.96 | | 0.96 | 329961 | 01/07/24 | 01/08/24 | DXC |
| Cadmium | ND | | mg/Kg | 0.48 | | 0.96 | 329961 | 01/07/24 | 01/08/24 | DXC |
| Chromium | **63** | | mg/Kg | 0.96 | | 0.96 | 329961 | 01/07/24 | 01/08/24 | DXC |
| Cobalt | **15** | | mg/Kg | 0.96 | | 0.96 | 329961 | 01/07/24 | 01/08/24 | DXC |
| Copper | **35** | | mg/Kg | 0.96 | | 0.96 | 329961 | 01/07/24 | 01/08/24 | DXC |
| Lead | **12** | | mg/Kg | 0.48 | | 0.96 | 329961 | 01/07/24 | 01/08/24 | DXC |
| Molybdenum | ND | | mg/Kg | 0.96 | | 0.96 | 329961 | 01/07/24 | 01/08/24 | DXC |
| Nickel | **81** | | mg/Kg | 0.96 | | 0.96 | 329961 | 01/07/24 | 01/08/24 | DXC |
| Selenium | ND | | mg/Kg | 1.9 | | 0.96 | 329961 | 01/07/24 | 01/08/24 | DXC |
| Silver | ND | | mg/Kg | 0.48 | | 0.96 | 329961 | 01/07/24 | 01/08/24 | DXC |
| Thallium | **0.18** | J | mg/Kg | 0.96 | 0.031 | 0.96 | 329961 | 01/07/24 | 01/08/24 | DXC |
| Vanadium | **53** | | mg/Kg | 1.9 | | 0.96 | 329961 | 01/07/24 | 01/08/24 | DXC |
| Zinc | **98** | | mg/Kg | 4.8 | | 0.96 | 329961 | 01/07/24 | 01/08/24 | DXC |
| Method: EPA 7471A<br>Prep Method: METHOD | | | | | | | | | | |
| Mercury | ND | | mg/Kg | 0.15 | | 1.1 | 330080 | 01/09/24 | 01/09/24 | KAM |
| Method: EPA 8081A<br>Prep Method: EPA 3546 | | | | | | | | | | |
| alpha-BHC | ND | | ug/Kg | 4.9 | | 0.98 | 329965 | 01/07/24 | 01/08/24 | TRN |
| beta-BHC | ND | | ug/Kg | 4.9 | | 0.98 | 329965 | 01/07/24 | 01/08/24 | TRN |
| gamma-BHC | ND | | ug/Kg | 4.9 | | 0.98 | 329965 | 01/07/24 | 01/08/24 | TRN |
| delta-BHC | ND | | ug/Kg | 4.9 | | 0.98 | 329965 | 01/07/24 | 01/08/24 | TRN |
| Heptachlor | ND | | ug/Kg | 4.9 | | 0.98 | 329965 | 01/07/24 | 01/08/24 | TRN |
| Aldrin | ND | | ug/Kg | 4.9 | | 0.98 | 329965 | 01/07/24 | 01/08/24 | TRN |
| Heptachlor epoxide | ND | | ug/Kg | 4.9 | | 0.98 | 329965 | 01/07/24 | 01/08/24 | TRN |
| Endosulfan I | ND | | ug/Kg | 4.9 | | 0.98 | 329965 | 01/07/24 | 01/08/24 | TRN |
| Dieldrin | ND | | ug/Kg | 4.9 | | 0.98 | 329965 | 01/07/24 | 01/08/24 | TRN |
| 4,4'-DDE | **41** | | ug/Kg | 4.9 | | 0.98 | 329965 | 01/07/24 | 01/08/24 | TRN |
| Endrin | ND | | ug/Kg | 4.9 | | 0.98 | 329965 | 01/07/24 | 01/08/24 | TRN |
| Endosulfan II | ND | | ug/Kg | 4.9 | | 0.98 | 329965 | 01/07/24 | 01/08/24 | TRN |
| Endosulfan sulfate | ND | | ug/Kg | 4.9 | | 0.98 | 329965 | 01/07/24 | 01/08/24 | TRN |
| 4,4'-DDD | ND | | ug/Kg | 4.9 | | 0.98 | 329965 | 01/07/24 | 01/08/24 | TRN |
| Endrin aldehyde | ND | | ug/Kg | 4.9 | | 0.98 | 329965 | 01/07/24 | 01/08/24 | TRN |
| Endrin ketone | ND | | ug/Kg | 4.9 | | 0.98 | 329965 | 01/07/24 | 01/08/24 | TRN |
| 4,4'-DDT | **25** | | ug/Kg | 4.9 | | 0.98 | 329965 | 01/07/24 | 01/08/24 | TRN |
| Methoxychlor | ND | | ug/Kg | 9.8 | | 0.98 | 329965 | 01/07/24 | 01/08/24 | TRN |
| Toxaphene | ND | | ug/Kg | 98 | | 0.98 | 329965 | 01/07/24 | 01/08/24 | TRN |
| Chlordane (Technical) | ND | | ug/Kg | 49 | | 0.98 | 329965 | 01/07/24 | 01/08/24 | TRN |
| **Surrogates** | | | | **Limits** | | | | | | |
| TCMX | 61% | | %REC | 23-120 | | 0.98 | 329965 | 01/07/24 | 01/08/24 | TRN |
| Decachlorobiphenyl | 58% | | %REC | 24-120 | | 0.98 | 329965 | 01/07/24 | 01/08/24 | TRN |



Results for any subcontracted analyses are not included in this section.

# Analysis Results for 499402



Results for any subcontracted analyses are not included in this section.

ENTHALPY ANALYTICAL

# Analysis Results for 499402

| Sample ID: MPB-1-0.5 | Lab ID: 499402-038 | Collected: 01/04/24 12:50 |
|---|---|---|
| | Matrix: Soil | |

| 499402-038 Analyte | Result | Qual | Units | RL | MDL | DF | Batch | Prepared | Analyzed | Chemist |
|---|---|---|---|---|---|---|---|---|---|---|
| Method: EPA 6020<br>Prep Method: EPA 3050B | | | | | | | | | | |
| Antimony | ND | | mg/Kg | 0.95 | | 0.95 | 329961 | 01/07/24 | 01/08/24 | DXC |
| Arsenic | **6.7** | | mg/Kg | 0.95 | | 0.95 | 329961 | 01/07/24 | 01/08/24 | DXC |
| Barium | **230** | | mg/Kg | 0.95 | | 0.95 | 329961 | 01/07/24 | 01/08/24 | DXC |
| Beryllium | ND | | mg/Kg | 0.95 | | 0.95 | 329961 | 01/07/24 | 01/08/24 | DXC |
| Cadmium | ND | | mg/Kg | 0.48 | | 0.95 | 329961 | 01/07/24 | 01/08/24 | DXC |
| Chromium | **64** | | mg/Kg | 0.95 | | 0.95 | 329961 | 01/07/24 | 01/08/24 | DXC |
| Cobalt | **16** | | mg/Kg | 0.95 | | 0.95 | 329961 | 01/07/24 | 01/08/24 | DXC |
| Copper | **42** | | mg/Kg | 0.95 | | 0.95 | 329961 | 01/07/24 | 01/08/24 | DXC |
| Lead | **19** | | mg/Kg | 0.48 | | 0.95 | 329961 | 01/07/24 | 01/08/24 | DXC |
| Molybdenum | ND | | mg/Kg | 0.95 | | 0.95 | 329961 | 01/07/24 | 01/08/24 | DXC |
| Nickel | **79** | | mg/Kg | 0.95 | | 0.95 | 329961 | 01/07/24 | 01/08/24 | DXC |
| Selenium | ND | | mg/Kg | 1.9 | | 0.95 | 329961 | 01/07/24 | 01/09/24 | DXC |
| Silver | ND | | mg/Kg | 0.48 | | 0.95 | 329961 | 01/07/24 | 01/08/24 | DXC |
| Thallium | **0.18** | J | mg/Kg | 0.95 | 0.031 | 0.95 | 329961 | 01/07/24 | 01/08/24 | DXC |
| Vanadium | **59** | | mg/Kg | 1.9 | | 0.95 | 329961 | 01/07/24 | 01/08/24 | DXC |
| Zinc | **110** | | mg/Kg | 4.8 | | 0.95 | 329961 | 01/07/24 | 01/08/24 | DXC |
| Method: EPA 7471A<br>Prep Method: METHOD | | | | | | | | | | |
| Mercury | **0.27** | | mg/Kg | 0.16 | | 1.2 | 330080 | 01/09/24 | 01/09/24 | KAM |
| Method: EPA 8081A<br>Prep Method: EPA 3546 | | | | | | | | | | |
| alpha-BHC | ND | | ug/Kg | 5.0 | | 0.99 | 329965 | 01/07/24 | 01/08/24 | TRN |
| beta-BHC | ND | | ug/Kg | 5.0 | | 0.99 | 329965 | 01/07/24 | 01/08/24 | TRN |
| gamma-BHC | ND | | ug/Kg | 5.0 | | 0.99 | 329965 | 01/07/24 | 01/08/24 | TRN |
| delta-BHC | ND | | ug/Kg | 5.0 | | 0.99 | 329965 | 01/07/24 | 01/08/24 | TRN |
| Heptachlor | ND | | ug/Kg | 5.0 | | 0.99 | 329965 | 01/07/24 | 01/08/24 | TRN |
| Aldrin | ND | | ug/Kg | 5.0 | | 0.99 | 329965 | 01/07/24 | 01/08/24 | TRN |
| Heptachlor epoxide | ND | | ug/Kg | 5.0 | | 0.99 | 329965 | 01/07/24 | 01/08/24 | TRN |
| Endosulfan I | ND | | ug/Kg | 5.0 | | 0.99 | 329965 | 01/07/24 | 01/08/24 | TRN |
| Dieldrin | ND | | ug/Kg | 5.0 | | 0.99 | 329965 | 01/07/24 | 01/08/24 | TRN |
| 4,4'-DDE | **120** | | ug/Kg | 5.0 | | 0.99 | 329965 | 01/07/24 | 01/08/24 | TRN |
| Endrin | ND | | ug/Kg | 5.0 | | 0.99 | 329965 | 01/07/24 | 01/08/24 | TRN |
| Endosulfan II | ND | | ug/Kg | 5.0 | | 0.99 | 329965 | 01/07/24 | 01/08/24 | TRN |
| Endosulfan sulfate | ND | | ug/Kg | 5.0 | | 0.99 | 329965 | 01/07/24 | 01/08/24 | TRN |
| 4,4'-DDD | ND | | ug/Kg | 5.0 | | 0.99 | 329965 | 01/07/24 | 01/08/24 | TRN |
| Endrin aldehyde | ND | | ug/Kg | 5.0 | | 0.99 | 329965 | 01/07/24 | 01/08/24 | TRN |
| Endrin ketone | ND | | ug/Kg | 5.0 | | 0.99 | 329965 | 01/07/24 | 01/08/24 | TRN |
| 4,4'-DDT | **60** | | ug/Kg | 5.0 | | 0.99 | 329965 | 01/07/24 | 01/08/24 | TRN |
| Methoxychlor | ND | | ug/Kg | 9.9 | | 0.99 | 329965 | 01/07/24 | 01/08/24 | TRN |
| Toxaphene | ND | | ug/Kg | 99 | | 0.99 | 329965 | 01/07/24 | 01/08/24 | TRN |
| Chlordane (Technical) | **120** | | ug/Kg | 50 | | 0.99 | 329965 | 01/07/24 | 01/08/24 | TRN |
| **Surrogates** | | | | **Limits** | | | | | | |
| TCMX | 50% | | %REC | 23-120 | | 0.99 | 329965 | 01/07/24 | 01/08/24 | TRN |
| Decachlorobiphenyl | 43% | | %REC | 24-120 | | 0.99 | 329965 | 01/07/24 | 01/08/24 | TRN |



Results for any subcontracted analyses are not included in this section.

ENTHALPY ANALYTICAL

# Analysis Results for 499402

| Sample ID: MPB-1-2.5 | Lab ID: 499402-039 | Collected: 01/04/24 12:55 |
|---|---|---|
| | Matrix: Soil | |

| 499402-039 Analyte | Result | Qual | Units | RL | MDL | DF | Batch | Prepared | Analyzed | Chemist |
|---|---|---|---|---|---|---|---|---|---|---|
| Method: EPA 8081A<br>Prep Method: EPA 3546 | | | | | | | | | | |
| alpha-BHC | ND | | ug/Kg | 4.9 | | 0.98 | 329965 | 01/07/24 | 01/08/24 | TRN |
| beta-BHC | ND | | ug/Kg | 4.9 | | 0.98 | 329965 | 01/07/24 | 01/08/24 | TRN |
| gamma-BHC | ND | | ug/Kg | 4.9 | | 0.98 | 329965 | 01/07/24 | 01/08/24 | TRN |
| delta-BHC | ND | | ug/Kg | 4.9 | | 0.98 | 329965 | 01/07/24 | 01/08/24 | TRN |
| Heptachlor | ND | | ug/Kg | 4.9 | | 0.98 | 329965 | 01/07/24 | 01/08/24 | TRN |
| Aldrin | ND | | ug/Kg | 4.9 | | 0.98 | 329965 | 01/07/24 | 01/08/24 | TRN |
| Heptachlor epoxide | ND | | ug/Kg | 4.9 | | 0.98 | 329965 | 01/07/24 | 01/08/24 | TRN |
| Endosulfan I | ND | | ug/Kg | 4.9 | | 0.98 | 329965 | 01/07/24 | 01/08/24 | TRN |
| Dieldrin | ND | | ug/Kg | 4.9 | | 0.98 | 329965 | 01/07/24 | 01/08/24 | TRN |
| 4,4'-DDE | ND | | ug/Kg | 4.9 | | 0.98 | 329965 | 01/07/24 | 01/08/24 | TRN |
| Endrin | ND | | ug/Kg | 4.9 | | 0.98 | 329965 | 01/07/24 | 01/08/24 | TRN |
| Endosulfan II | ND | | ug/Kg | 4.9 | | 0.98 | 329965 | 01/07/24 | 01/08/24 | TRN |
| Endosulfan sulfate | ND | | ug/Kg | 4.9 | | 0.98 | 329965 | 01/07/24 | 01/08/24 | TRN |
| 4,4'-DDD | ND | | ug/Kg | 4.9 | | 0.98 | 329965 | 01/07/24 | 01/08/24 | TRN |
| Endrin aldehyde | ND | | ug/Kg | 4.9 | | 0.98 | 329965 | 01/07/24 | 01/08/24 | TRN |
| Endrin ketone | ND | | ug/Kg | 4.9 | | 0.98 | 329965 | 01/07/24 | 01/08/24 | TRN |
| 4,4'-DDT | ND | | ug/Kg | 4.9 | | 0.98 | 329965 | 01/07/24 | 01/08/24 | TRN |
| Methoxychlor | ND | | ug/Kg | 9.8 | | 0.98 | 329965 | 01/07/24 | 01/08/24 | TRN |
| Toxaphene | ND | | ug/Kg | 98 | | 0.98 | 329965 | 01/07/24 | 01/08/24 | TRN |
| Chlordane (Technical) | ND | | ug/Kg | 49 | | 0.98 | 329965 | 01/07/24 | 01/08/24 | TRN |
| **Surrogates** | | | | **Limits** | | | | | | |
| TCMX | 48% | | %REC | 23-120 | | 0.98 | 329965 | 01/07/24 | 01/08/24 | TRN |
| Decachlorobiphenyl | 36% | | %REC | 24-120 | | 0.98 | 329965 | 01/07/24 | 01/08/24 | TRN |



Results for any subcontracted analyses are not included in this section.

ENTHALPY ANALYTICAL

# Analysis Results for 499402

| Sample ID: MPB-2-0.5 | Lab ID: 499402-040 | Collected: 01/04/24 11:05 |
|---|---|---|
| | Matrix: Soil | |

| 499402-040 Analyte | Result | Qual | Units | RL | MDL | DF | Batch | Prepared | Analyzed | Chemist |
|---|---|---|---|---|---|---|---|---|---|---|
| Method: EPA 6020<br>Prep Method: EPA 3050B | | | | | | | | | | |
| Antimony | ND | | mg/Kg | 0.98 | | 0.98 | 329961 | 01/07/24 | 01/08/24 | DXC |
| Arsenic | **6.6** | | mg/Kg | 0.98 | | 0.98 | 329961 | 01/07/24 | 01/08/24 | DXC |
| Barium | **180** | | mg/Kg | 0.98 | | 0.98 | 329961 | 01/07/24 | 01/08/24 | DXC |
| Beryllium | ND | | mg/Kg | 0.98 | | 0.98 | 329961 | 01/07/24 | 01/08/24 | DXC |
| Cadmium | ND | | mg/Kg | 0.49 | | 0.98 | 329961 | 01/07/24 | 01/08/24 | DXC |
| Chromium | **63** | | mg/Kg | 0.98 | | 0.98 | 329961 | 01/07/24 | 01/08/24 | DXC |
| Cobalt | **15** | | mg/Kg | 0.98 | | 0.98 | 329961 | 01/07/24 | 01/08/24 | DXC |
| Copper | **37** | | mg/Kg | 0.98 | | 0.98 | 329961 | 01/07/24 | 01/08/24 | DXC |
| Lead | **17** | | mg/Kg | 0.49 | | 0.98 | 329961 | 01/07/24 | 01/08/24 | DXC |
| Molybdenum | ND | | mg/Kg | 0.98 | | 0.98 | 329961 | 01/07/24 | 01/08/24 | DXC |
| Nickel | **82** | | mg/Kg | 0.98 | | 0.98 | 329961 | 01/07/24 | 01/08/24 | DXC |
| Selenium | ND | | mg/Kg | 2.0 | | 0.98 | 329961 | 01/07/24 | 01/08/24 | DXC |
| Silver | ND | | mg/Kg | 0.49 | | 0.98 | 329961 | 01/07/24 | 01/08/24 | DXC |
| Thallium | **0.17** | J | mg/Kg | 0.98 | 0.032 | 0.98 | 329961 | 01/07/24 | 01/08/24 | DXC |
| Vanadium | **55** | | mg/Kg | 2.0 | | 0.98 | 329961 | 01/07/24 | 01/08/24 | DXC |
| Zinc | **120** | | mg/Kg | 4.9 | | 0.98 | 329961 | 01/07/24 | 01/08/24 | DXC |
| Method: EPA 7471A<br>Prep Method: METHOD | | | | | | | | | | |
| Mercury | ND | | mg/Kg | 0.15 | | 1.1 | 330080 | 01/09/24 | 01/09/24 | KAM |
| Method: EPA 8081A<br>Prep Method: EPA 3546 | | | | | | | | | | |
| alpha-BHC | ND | | ug/Kg | 25 | | 5 | 329965 | 01/07/24 | 01/08/24 | TRN |
| beta-BHC | ND | | ug/Kg | 25 | | 5 | 329965 | 01/07/24 | 01/08/24 | TRN |
| gamma-BHC | ND | | ug/Kg | 25 | | 5 | 329965 | 01/07/24 | 01/08/24 | TRN |
| delta-BHC | ND | | ug/Kg | 25 | | 5 | 329965 | 01/07/24 | 01/08/24 | TRN |
| Heptachlor | ND | | ug/Kg | 25 | | 5 | 329965 | 01/07/24 | 01/08/24 | TRN |
| Aldrin | ND | | ug/Kg | 25 | | 5 | 329965 | 01/07/24 | 01/08/24 | TRN |
| Heptachlor epoxide | ND | | ug/Kg | 25 | | 5 | 329965 | 01/07/24 | 01/08/24 | TRN |
| Endosulfan I | ND | | ug/Kg | 25 | | 5 | 329965 | 01/07/24 | 01/08/24 | TRN |
| Dieldrin | ND | | ug/Kg | 25 | | 5 | 329965 | 01/07/24 | 01/08/24 | TRN |
| 4,4'-DDE | **110** | | ug/Kg | 25 | | 5 | 329965 | 01/07/24 | 01/08/24 | TRN |
| Endrin | ND | | ug/Kg | 25 | | 5 | 329965 | 01/07/24 | 01/08/24 | TRN |
| Endosulfan II | ND | | ug/Kg | 25 | | 5 | 329965 | 01/07/24 | 01/08/24 | TRN |
| Endosulfan sulfate | ND | | ug/Kg | 25 | | 5 | 329965 | 01/07/24 | 01/08/24 | TRN |
| 4,4'-DDD | ND | | ug/Kg | 25 | | 5 | 329965 | 01/07/24 | 01/08/24 | TRN |
| Endrin aldehyde | ND | | ug/Kg | 25 | | 5 | 329965 | 01/07/24 | 01/08/24 | TRN |
| Endrin ketone | ND | | ug/Kg | 25 | | 5 | 329965 | 01/07/24 | 01/08/24 | TRN |
| 4,4'-DDT | **54** | | ug/Kg | 25 | | 5 | 329965 | 01/07/24 | 01/08/24 | TRN |
| Methoxychlor | ND | | ug/Kg | 50 | | 5 | 329965 | 01/07/24 | 01/08/24 | TRN |
| Toxaphene | ND | | ug/Kg | 500 | | 5 | 329965 | 01/07/24 | 01/08/24 | TRN |
| Chlordane (Technical) | ND | | ug/Kg | 250 | | 5 | 329965 | 01/07/24 | 01/08/24 | TRN |
| **Surrogates** | | | | **Limits** | | | | | | |
| TCMX | 67% | | %REC | 23-120 | | 5 | 329965 | 01/07/24 | 01/08/24 | TRN |
| Decachlorobiphenyl | 68% | | %REC | 24-120 | | 5 | 329965 | 01/07/24 | 01/08/24 | TRN |



Results for any subcontracted analyses are not included in this section.

# Analysis Results for 499402

| Sample ID: MPB-2-2.5 | Lab ID: 499402-041 | Collected: 01/04/24 11:10 |
|---|---|---|
| | Matrix: Soil | |

| 499402-041 Analyte | Result | Qual | Units | RL | MDL | DF | Batch | Prepared | Analyzed | Chemist |
|---|---|---|---|---|---|---|---|---|---|---|
| Method: EPA 8081A<br>Prep Method: EPA 3546 | | | | | | | | | | |
| alpha-BHC | ND | | ug/Kg | 5.1 | | 1 | 329965 | 01/07/24 | 01/08/24 | TRN |
| beta-BHC | ND | | ug/Kg | 5.1 | | 1 | 329965 | 01/07/24 | 01/08/24 | TRN |
| gamma-BHC | ND | | ug/Kg | 5.1 | | 1 | 329965 | 01/07/24 | 01/08/24 | TRN |
| delta-BHC | ND | | ug/Kg | 5.1 | | 1 | 329965 | 01/07/24 | 01/08/24 | TRN |
| Heptachlor | ND | | ug/Kg | 5.1 | | 1 | 329965 | 01/07/24 | 01/08/24 | TRN |
| Aldrin | ND | | ug/Kg | 5.1 | | 1 | 329965 | 01/07/24 | 01/08/24 | TRN |
| Heptachlor epoxide | ND | | ug/Kg | 5.1 | | 1 | 329965 | 01/07/24 | 01/08/24 | TRN |
| Endosulfan I | ND | | ug/Kg | 5.1 | | 1 | 329965 | 01/07/24 | 01/08/24 | TRN |
| Dieldrin | ND | | ug/Kg | 5.1 | | 1 | 329965 | 01/07/24 | 01/08/24 | TRN |
| 4,4'-DDE | ND | | ug/Kg | 5.1 | | 1 | 329965 | 01/07/24 | 01/08/24 | TRN |
| Endrin | ND | | ug/Kg | 5.1 | | 1 | 329965 | 01/07/24 | 01/08/24 | TRN |
| Endosulfan II | ND | | ug/Kg | 5.1 | | 1 | 329965 | 01/07/24 | 01/08/24 | TRN |
| Endosulfan sulfate | ND | | ug/Kg | 5.1 | | 1 | 329965 | 01/07/24 | 01/08/24 | TRN |
| 4,4'-DDD | ND | | ug/Kg | 5.1 | | 1 | 329965 | 01/07/24 | 01/08/24 | TRN |
| Endrin aldehyde | ND | | ug/Kg | 5.1 | | 1 | 329965 | 01/07/24 | 01/08/24 | TRN |
| Endrin ketone | ND | | ug/Kg | 5.1 | | 1 | 329965 | 01/07/24 | 01/08/24 | TRN |
| 4,4'-DDT | ND | | ug/Kg | 5.1 | | 1 | 329965 | 01/07/24 | 01/08/24 | TRN |
| Methoxychlor | ND | | ug/Kg | 10 | | 1 | 329965 | 01/07/24 | 01/08/24 | TRN |
| Toxaphene | ND | | ug/Kg | 100 | | 1 | 329965 | 01/07/24 | 01/08/24 | TRN |
| Chlordane (Technical) | ND | | ug/Kg | 51 | | 1 | 329965 | 01/07/24 | 01/08/24 | TRN |
| **Surrogates** | | | | **Limits** | | | | | | |
| TCMX | 55% | | %REC | 23-120 | | 1 | 329965 | 01/07/24 | 01/08/24 | TRN |
| Decachlorobiphenyl | 46% | | %REC | 24-120 | | 1 | 329965 | 01/07/24 | 01/08/24 | TRN |



Results for any subcontracted analyses are not included in this section.

ENTHALPY ANALYTICAL

# Analysis Results for 499402

| Sample ID: MPB-3-0.5 | Lab ID: 499402-042 | Collected: 01/03/24 13:00 |
|---|---|---|
| | Matrix: Soil | |

| 499402-042 Analyte | Result | Qual | Units | RL | MDL | DF | Batch | Prepared | Analyzed | Chemist |
|---|---|---|---|---|---|---|---|---|---|---|
| Method: EPA 6020<br>Prep Method: EPA 3050B | | | | | | | | | | |
| Antimony | ND | | mg/Kg | 0.95 | | 0.95 | 329961 | 01/07/24 | 01/08/24 | DXC |
| Arsenic | **3.2** | | mg/Kg | 0.95 | | 0.95 | 329961 | 01/07/24 | 01/08/24 | DXC |
| Barium | **90** | | mg/Kg | 0.95 | | 0.95 | 329961 | 01/07/24 | 01/08/24 | DXC |
| Beryllium | ND | | mg/Kg | 0.95 | | 0.95 | 329961 | 01/07/24 | 01/08/24 | DXC |
| Cadmium | ND | | mg/Kg | 0.48 | | 0.95 | 329961 | 01/07/24 | 01/08/24 | DXC |
| Chromium | **46** | | mg/Kg | 0.95 | | 0.95 | 329961 | 01/07/24 | 01/08/24 | DXC |
| Cobalt | **11** | | mg/Kg | 0.95 | | 0.95 | 329961 | 01/07/24 | 01/08/24 | DXC |
| Copper | **25** | | mg/Kg | 0.95 | | 0.95 | 329961 | 01/07/24 | 01/08/24 | DXC |
| Lead | **5.5** | | mg/Kg | 0.48 | | 0.95 | 329961 | 01/07/24 | 01/08/24 | DXC |
| Molybdenum | ND | | mg/Kg | 0.95 | | 0.95 | 329961 | 01/07/24 | 01/08/24 | DXC |
| Nickel | **49** | | mg/Kg | 0.95 | | 0.95 | 329961 | 01/07/24 | 01/08/24 | DXC |
| Selenium | ND | | mg/Kg | 1.9 | | 0.95 | 329961 | 01/07/24 | 01/08/24 | DXC |
| Silver | ND | | mg/Kg | 0.48 | | 0.95 | 329961 | 01/07/24 | 01/08/24 | DXC |
| Thallium | **0.081** | J | mg/Kg | 0.95 | 0.031 | 0.95 | 329961 | 01/07/24 | 01/08/24 | DXC |
| Vanadium | **43** | | mg/Kg | 1.9 | | 0.95 | 329961 | 01/07/24 | 01/08/24 | DXC |
| Zinc | **50** | | mg/Kg | 4.8 | | 0.95 | 329961 | 01/07/24 | 01/08/24 | DXC |
| Method: EPA 7471A<br>Prep Method: METHOD | | | | | | | | | | |
| Mercury | ND | | mg/Kg | 0.15 | | 1.1 | 330043 | 01/08/24 | 01/09/24 | KAM |
| Method: EPA 8081A<br>Prep Method: EPA 3546 | | | | | | | | | | |
| alpha-BHC | ND | | ug/Kg | 5.1 | | 1 | 329965 | 01/07/24 | 01/08/24 | TRN |
| beta-BHC | ND | | ug/Kg | 5.1 | | 1 | 329965 | 01/07/24 | 01/08/24 | TRN |
| gamma-BHC | ND | | ug/Kg | 5.1 | | 1 | 329965 | 01/07/24 | 01/08/24 | TRN |
| delta-BHC | ND | | ug/Kg | 5.1 | | 1 | 329965 | 01/07/24 | 01/08/24 | TRN |
| Heptachlor | ND | | ug/Kg | 5.1 | | 1 | 329965 | 01/07/24 | 01/08/24 | TRN |
| Aldrin | ND | | ug/Kg | 5.1 | | 1 | 329965 | 01/07/24 | 01/08/24 | TRN |
| Heptachlor epoxide | ND | | ug/Kg | 5.1 | | 1 | 329965 | 01/07/24 | 01/08/24 | TRN |
| Endosulfan I | ND | | ug/Kg | 5.1 | | 1 | 329965 | 01/07/24 | 01/08/24 | TRN |
| Dieldrin | ND | | ug/Kg | 5.1 | | 1 | 329965 | 01/07/24 | 01/08/24 | TRN |
| 4,4'-DDE | **6.4** | | ug/Kg | 5.1 | | 1 | 329965 | 01/07/24 | 01/08/24 | TRN |
| Endrin | ND | | ug/Kg | 5.1 | | 1 | 329965 | 01/07/24 | 01/08/24 | TRN |
| Endosulfan II | ND | | ug/Kg | 5.1 | | 1 | 329965 | 01/07/24 | 01/08/24 | TRN |
| Endosulfan sulfate | ND | | ug/Kg | 5.1 | | 1 | 329965 | 01/07/24 | 01/08/24 | TRN |
| 4,4'-DDD | ND | | ug/Kg | 5.1 | | 1 | 329965 | 01/07/24 | 01/08/24 | TRN |
| Endrin aldehyde | ND | | ug/Kg | 5.1 | | 1 | 329965 | 01/07/24 | 01/08/24 | TRN |
| Endrin ketone | ND | | ug/Kg | 5.1 | | 1 | 329965 | 01/07/24 | 01/08/24 | TRN |
| 4,4'-DDT | ND | | ug/Kg | 5.1 | | 1 | 329965 | 01/07/24 | 01/08/24 | TRN |
| Methoxychlor | ND | | ug/Kg | 10 | | 1 | 329965 | 01/07/24 | 01/08/24 | TRN |
| Toxaphene | ND | | ug/Kg | 100 | | 1 | 329965 | 01/07/24 | 01/08/24 | TRN |
| Chlordane (Technical) | ND | | ug/Kg | 51 | | 1 | 329965 | 01/07/24 | 01/08/24 | TRN |
| **Surrogates** | | | | **Limits** | | | | | | |
| TCMX | 41% | | %REC | 23-120 | | 1 | 329965 | 01/07/24 | 01/08/24 | TRN |
| Decachlorobiphenyl | 42% | | %REC | 24-120 | | 1 | 329965 | 01/07/24 | 01/08/24 | TRN |



Results for any subcontracted analyses are not included in this section.

ENTHALPY ANALYTICAL

# Analysis Results for 499402



Results for any subcontracted analyses are not included in this section.

ENTHALPY ANALYTICAL

# Analysis Results for 499402

| Sample ID: MPB-3-2.1 | Lab ID: 499402-043 | Collected: 01/03/24 13:05 |
|---|---|---|
| | Matrix: Soil | |

| 499402-043 Analyte | Result | Qual | Units | RL | MDL | DF | Batch | Prepared | Analyzed | Chemist |
|---|---|---|---|---|---|---|---|---|---|---|
| Method: EPA 6020<br>Prep Method: EPA 3050B | | | | | | | | | | |
| Antimony | ND | | mg/Kg | 0.99 | | 0.99 | 329961 | 01/07/24 | 01/08/24 | DXC |
| Arsenic | **6.5** | | mg/Kg | 0.99 | | 0.99 | 329961 | 01/07/24 | 01/08/24 | DXC |
| Barium | **180** | | mg/Kg | 0.99 | | 0.99 | 329961 | 01/07/24 | 01/08/24 | DXC |
| Beryllium | ND | | mg/Kg | 0.99 | | 0.99 | 329961 | 01/07/24 | 01/08/24 | DXC |
| Cadmium | ND | | mg/Kg | 0.50 | | 0.99 | 329961 | 01/07/24 | 01/08/24 | DXC |
| Chromium | **73** | | mg/Kg | 0.99 | | 0.99 | 329961 | 01/07/24 | 01/08/24 | DXC |
| Cobalt | **17** | | mg/Kg | 0.99 | | 0.99 | 329961 | 01/07/24 | 01/08/24 | DXC |
| Copper | **40** | | mg/Kg | 0.99 | | 0.99 | 329961 | 01/07/24 | 01/08/24 | DXC |
| Lead | **10** | | mg/Kg | 0.50 | | 0.99 | 329961 | 01/07/24 | 01/08/24 | DXC |
| Molybdenum | ND | | mg/Kg | 0.99 | | 0.99 | 329961 | 01/07/24 | 01/08/24 | DXC |
| Nickel | **95** | | mg/Kg | 0.99 | | 0.99 | 329961 | 01/07/24 | 01/08/24 | DXC |
| Selenium | ND | | mg/Kg | 2.0 | | 0.99 | 329961 | 01/07/24 | 01/08/24 | DXC |
| Silver | ND | | mg/Kg | 0.50 | | 0.99 | 329961 | 01/07/24 | 01/08/24 | DXC |
| Thallium | **0.20** | J | mg/Kg | 0.99 | 0.032 | 0.99 | 329961 | 01/07/24 | 01/08/24 | DXC |
| Vanadium | **63** | | mg/Kg | 2.0 | | 0.99 | 329961 | 01/07/24 | 01/08/24 | DXC |
| Zinc | **95** | | mg/Kg | 5.0 | | 0.99 | 329961 | 01/07/24 | 01/08/24 | DXC |
| Method: EPA 7471A<br>Prep Method: METHOD | | | | | | | | | | |
| Mercury | ND | | mg/Kg | 0.16 | | 1.1 | 330043 | 01/08/24 | 01/09/24 | KAM |
| Method: EPA 8081A<br>Prep Method: EPA 3546 | | | | | | | | | | |
| alpha-BHC | ND | | ug/Kg | 5.0 | | 1 | 329965 | 01/07/24 | 01/08/24 | TRN |
| beta-BHC | ND | | ug/Kg | 5.0 | | 1 | 329965 | 01/07/24 | 01/08/24 | TRN |
| gamma-BHC | ND | | ug/Kg | 5.0 | | 1 | 329965 | 01/07/24 | 01/08/24 | TRN |
| delta-BHC | ND | | ug/Kg | 5.0 | | 1 | 329965 | 01/07/24 | 01/08/24 | TRN |
| Heptachlor | ND | | ug/Kg | 5.0 | | 1 | 329965 | 01/07/24 | 01/08/24 | TRN |
| Aldrin | ND | | ug/Kg | 5.0 | | 1 | 329965 | 01/07/24 | 01/08/24 | TRN |
| Heptachlor epoxide | ND | | ug/Kg | 5.0 | | 1 | 329965 | 01/07/24 | 01/08/24 | TRN |
| Endosulfan I | ND | | ug/Kg | 5.0 | | 1 | 329965 | 01/07/24 | 01/08/24 | TRN |
| Dieldrin | ND | | ug/Kg | 5.0 | | 1 | 329965 | 01/07/24 | 01/08/24 | TRN |
| 4,4'-DDE | ND | | ug/Kg | 5.0 | | 1 | 329965 | 01/07/24 | 01/08/24 | TRN |
| Endrin | ND | | ug/Kg | 5.0 | | 1 | 329965 | 01/07/24 | 01/08/24 | TRN |
| Endosulfan II | ND | | ug/Kg | 5.0 | | 1 | 329965 | 01/07/24 | 01/08/24 | TRN |
| Endosulfan sulfate | ND | | ug/Kg | 5.0 | | 1 | 329965 | 01/07/24 | 01/08/24 | TRN |
| 4,4'-DDD | ND | | ug/Kg | 5.0 | | 1 | 329965 | 01/07/24 | 01/08/24 | TRN |
| Endrin aldehyde | ND | | ug/Kg | 5.0 | | 1 | 329965 | 01/07/24 | 01/08/24 | TRN |
| Endrin ketone | ND | | ug/Kg | 5.0 | | 1 | 329965 | 01/07/24 | 01/08/24 | TRN |
| 4,4'-DDT | ND | | ug/Kg | 5.0 | | 1 | 329965 | 01/07/24 | 01/08/24 | TRN |
| Methoxychlor | ND | | ug/Kg | 10 | | 1 | 329965 | 01/07/24 | 01/08/24 | TRN |
| Toxaphene | ND | | ug/Kg | 100 | | 1 | 329965 | 01/07/24 | 01/08/24 | TRN |
| Chlordane (Technical) | ND | | ug/Kg | 50 | | 1 | 329965 | 01/07/24 | 01/08/24 | TRN |
| **Surrogates** | | | | **Limits** | | | | | | |
| TCMX | 53% | | %REC | 23-120 | | 1 | 329965 | 01/07/24 | 01/08/24 | TRN |
| Decachlorobiphenyl | 52% | | %REC | 24-120 | | 1 | 329965 | 01/07/24 | 01/08/24 | TRN |



Results for any subcontracted analyses are not included in this section.

ENTHALPY ANALYTICAL

# Analysis Results for 499402



Results for any subcontracted analyses are not included in this section.

ENTHALPY ANALYTICAL

# Analysis Results for 499402

| Sample ID: MPB-4-0.5 | Lab ID: 499402-044 | Collected: 01/04/24 10:50 |
|---|---|---|
| | Matrix: Soil | |

| 499402-044 Analyte | Result | Qual | Units | RL | MDL | DF | Batch | Prepared | Analyzed | Chemist |
|---|---|---|---|---|---|---|---|---|---|---|
| Method: EPA 6020<br>Prep Method: EPA 3050B | | | | | | | | | | |
| Antimony | ND | | mg/Kg | 0.97 | | 0.97 | 329961 | 01/07/24 | 01/08/24 | DXC |
| Arsenic | **6.5** | | mg/Kg | 0.97 | | 0.97 | 329961 | 01/07/24 | 01/08/24 | DXC |
| Barium | **200** | | mg/Kg | 0.97 | | 0.97 | 329961 | 01/07/24 | 01/08/24 | DXC |
| Beryllium | ND | | mg/Kg | 0.97 | | 0.97 | 329961 | 01/07/24 | 01/08/24 | DXC |
| Cadmium | ND | | mg/Kg | 0.49 | | 0.97 | 329961 | 01/07/24 | 01/08/24 | DXC |
| Chromium | **67** | | mg/Kg | 0.97 | | 0.97 | 329961 | 01/07/24 | 01/08/24 | DXC |
| Cobalt | **17** | | mg/Kg | 0.97 | | 0.97 | 329961 | 01/07/24 | 01/08/24 | DXC |
| Copper | **44** | | mg/Kg | 0.97 | | 0.97 | 329961 | 01/07/24 | 01/08/24 | DXC |
| Lead | **30** | | mg/Kg | 0.49 | | 0.97 | 329961 | 01/07/24 | 01/08/24 | DXC |
| Molybdenum | ND | | mg/Kg | 0.97 | | 0.97 | 329961 | 01/07/24 | 01/08/24 | DXC |
| Nickel | **86** | | mg/Kg | 0.97 | | 0.97 | 329961 | 01/07/24 | 01/08/24 | DXC |
| Selenium | ND | | mg/Kg | 1.9 | | 0.97 | 329961 | 01/07/24 | 01/08/24 | DXC |
| Silver | ND | | mg/Kg | 0.49 | | 0.97 | 329961 | 01/07/24 | 01/08/24 | DXC |
| Thallium | **0.17** | J | mg/Kg | 0.97 | 0.032 | 0.97 | 329961 | 01/07/24 | 01/08/24 | DXC |
| Vanadium | **58** | | mg/Kg | 1.9 | | 0.97 | 329961 | 01/07/24 | 01/08/24 | DXC |
| Zinc | **130** | | mg/Kg | 4.9 | | 0.97 | 329961 | 01/07/24 | 01/08/24 | DXC |
| Method: EPA 7471A<br>Prep Method: METHOD | | | | | | | | | | |
| Mercury | ND | | mg/Kg | 0.15 | | 1.1 | 330043 | 01/08/24 | 01/09/24 | KAM |
| Method: EPA 8081A<br>Prep Method: EPA 3546 | | | | | | | | | | |
| alpha-BHC | ND | | ug/Kg | 4.9 | | 0.98 | 329965 | 01/07/24 | 01/08/24 | TRN |
| beta-BHC | ND | | ug/Kg | 4.9 | | 0.98 | 329965 | 01/07/24 | 01/08/24 | TRN |
| gamma-BHC | ND | | ug/Kg | 4.9 | | 0.98 | 329965 | 01/07/24 | 01/08/24 | TRN |
| delta-BHC | ND | | ug/Kg | 4.9 | | 0.98 | 329965 | 01/07/24 | 01/08/24 | TRN |
| Heptachlor | ND | | ug/Kg | 4.9 | | 0.98 | 329965 | 01/07/24 | 01/08/24 | TRN |
| Aldrin | ND | | ug/Kg | 4.9 | | 0.98 | 329965 | 01/07/24 | 01/08/24 | TRN |
| Heptachlor epoxide | **14** | C | ug/Kg | 4.9 | | 0.98 | 329965 | 01/07/24 | 01/08/24 | TRN |
| Endosulfan I | ND | | ug/Kg | 4.9 | | 0.98 | 329965 | 01/07/24 | 01/08/24 | TRN |
| Dieldrin | ND | | ug/Kg | 4.9 | | 0.98 | 329965 | 01/07/24 | 01/08/24 | TRN |
| 4,4'-DDE | **190** | | ug/Kg | 4.9 | | 0.98 | 329965 | 01/07/24 | 01/08/24 | TRN |
| Endrin | ND | | ug/Kg | 4.9 | | 0.98 | 329965 | 01/07/24 | 01/08/24 | TRN |
| Endosulfan II | ND | | ug/Kg | 4.9 | | 0.98 | 329965 | 01/07/24 | 01/08/24 | TRN |
| Endosulfan sulfate | ND | | ug/Kg | 4.9 | | 0.98 | 329965 | 01/07/24 | 01/08/24 | TRN |
| 4,4'-DDD | ND | | ug/Kg | 4.9 | | 0.98 | 329965 | 01/07/24 | 01/08/24 | TRN |
| Endrin aldehyde | ND | | ug/Kg | 4.9 | | 0.98 | 329965 | 01/07/24 | 01/08/24 | TRN |
| Endrin ketone | ND | | ug/Kg | 4.9 | | 0.98 | 329965 | 01/07/24 | 01/08/24 | TRN |
| 4,4'-DDT | **130** | | ug/Kg | 4.9 | | 0.98 | 329965 | 01/07/24 | 01/08/24 | TRN |
| Methoxychlor | ND | | ug/Kg | 9.8 | | 0.98 | 329965 | 01/07/24 | 01/08/24 | TRN |
| Toxaphene | ND | | ug/Kg | 98 | | 0.98 | 329965 | 01/07/24 | 01/08/24 | TRN |
| Chlordane (Technical) | **470** | | ug/Kg | 49 | | 0.98 | 329965 | 01/07/24 | 01/08/24 | TRN |
| **Surrogates** | | | | **Limits** | | | | | | |
| TCMX | 57% | | %REC | 23-120 | | 0.98 | 329965 | 01/07/24 | 01/08/24 | TRN |
| Decachlorobiphenyl | 48% | | %REC | 24-120 | | 0.98 | 329965 | 01/07/24 | 01/08/24 | TRN |



Results for any subcontracted analyses are not included in this section.

ENTHALPY ANALYTICAL

# Analysis Results for 499402

| Sample ID: MPB-4-2.5 | Lab ID: 499402-045 | Collected: 01/04/24 10:55 |
|---|---|---|
| | Matrix: Soil | |

| 499402-045 Analyte | Result | Qual | Units | RL | MDL | DF | Batch | Prepared | Analyzed | Chemist |
|---|---|---|---|---|---|---|---|---|---|---|
| Method: EPA 8081A<br>Prep Method: EPA 3546 | | | | | | | | | | |
| alpha-BHC | ND | | ug/Kg | 4.9 | | 0.98 | 330018 | 01/09/24 | 01/10/24 | MES |
| beta-BHC | ND | | ug/Kg | 4.9 | | 0.98 | 330018 | 01/09/24 | 01/10/24 | MES |
| gamma-BHC | ND | | ug/Kg | 4.9 | | 0.98 | 330018 | 01/09/24 | 01/10/24 | MES |
| delta-BHC | ND | | ug/Kg | 4.9 | | 0.98 | 330018 | 01/09/24 | 01/10/24 | MES |
| Heptachlor | ND | | ug/Kg | 4.9 | | 0.98 | 330018 | 01/09/24 | 01/10/24 | MES |
| Aldrin | ND | | ug/Kg | 4.9 | | 0.98 | 330018 | 01/09/24 | 01/10/24 | MES |
| Heptachlor epoxide | ND | | ug/Kg | 4.9 | | 0.98 | 330018 | 01/09/24 | 01/10/24 | MES |
| Endosulfan I | ND | | ug/Kg | 4.9 | | 0.98 | 330018 | 01/09/24 | 01/10/24 | MES |
| Dieldrin | ND | | ug/Kg | 4.9 | | 0.98 | 330018 | 01/09/24 | 01/10/24 | MES |
| 4,4'-DDE | **8.3** | | ug/Kg | 4.9 | | 0.98 | 330018 | 01/09/24 | 01/10/24 | MES |
| Endrin | ND | | ug/Kg | 4.9 | | 0.98 | 330018 | 01/09/24 | 01/10/24 | MES |
| Endosulfan II | ND | | ug/Kg | 4.9 | | 0.98 | 330018 | 01/09/24 | 01/10/24 | MES |
| Endosulfan sulfate | ND | | ug/Kg | 4.9 | | 0.98 | 330018 | 01/09/24 | 01/10/24 | MES |
| 4,4'-DDD | ND | | ug/Kg | 4.9 | | 0.98 | 330018 | 01/09/24 | 01/10/24 | MES |
| Endrin aldehyde | ND | | ug/Kg | 4.9 | | 0.98 | 330018 | 01/09/24 | 01/10/24 | MES |
| Endrin ketone | ND | | ug/Kg | 4.9 | | 0.98 | 330018 | 01/09/24 | 01/10/24 | MES |
| 4,4'-DDT | **5.4** | | ug/Kg | 4.9 | | 0.98 | 330018 | 01/09/24 | 01/10/24 | MES |
| Methoxychlor | ND | | ug/Kg | 9.8 | | 0.98 | 330018 | 01/09/24 | 01/10/24 | MES |
| Toxaphene | ND | | ug/Kg | 98 | | 0.98 | 330018 | 01/09/24 | 01/10/24 | MES |
| Chlordane (Technical) | ND | | ug/Kg | 49 | | 0.98 | 330018 | 01/09/24 | 01/10/24 | MES |
| **Surrogates** | | | | **Limits** | | | | | | |
| TCMX | 91% | | %REC | 23-120 | | 0.98 | 330018 | 01/09/24 | 01/10/24 | MES |
| Decachlorobiphenyl | 77% | | %REC | 24-120 | | 0.98 | 330018 | 01/09/24 | 01/10/24 | MES |



Results for any subcontracted analyses are not included in this section.

ENTHALPY ANALYTICAL

# Analysis Results for 499402

| Sample ID: DUP-1 | Lab ID: 499402-046 | Collected: 01/04/24 |
|---|---|---|
| | Matrix: Soil | |

| 499402-046 Analyte | Result | Qual | Units | RL | MDL | DF | Batch | Prepared | Analyzed | Chemist |
|---|---|---|---|---|---|---|---|---|---|---|
| Method: EPA 6020<br>Prep Method: EPA 3050B | | | | | | | | | | |
| Antimony | ND | | mg/Kg | 0.95 | | 0.95 | 329961 | 01/07/24 | 01/08/24 | DXC |
| Arsenic | **5.5** | | mg/Kg | 0.95 | | 0.95 | 329961 | 01/07/24 | 01/08/24 | DXC |
| Barium | **190** | | mg/Kg | 0.95 | | 0.95 | 329961 | 01/07/24 | 01/08/24 | DXC |
| Beryllium | ND | | mg/Kg | 0.95 | | 0.95 | 329961 | 01/07/24 | 01/08/24 | DXC |
| Cadmium | ND | | mg/Kg | 0.48 | | 0.95 | 329961 | 01/07/24 | 01/08/24 | DXC |
| Chromium | **58** | | mg/Kg | 0.95 | | 0.95 | 329961 | 01/07/24 | 01/08/24 | DXC |
| Cobalt | **13** | | mg/Kg | 0.95 | | 0.95 | 329961 | 01/07/24 | 01/08/24 | DXC |
| Copper | **38** | | mg/Kg | 0.95 | | 0.95 | 329961 | 01/07/24 | 01/08/24 | DXC |
| Lead | **16** | | mg/Kg | 0.48 | | 0.95 | 329961 | 01/07/24 | 01/08/24 | DXC |
| Molybdenum | ND | | mg/Kg | 0.95 | | 0.95 | 329961 | 01/07/24 | 01/08/24 | DXC |
| Nickel | **67** | | mg/Kg | 0.95 | | 0.95 | 329961 | 01/07/24 | 01/08/24 | DXC |
| Selenium | ND | | mg/Kg | 1.9 | | 0.95 | 329961 | 01/07/24 | 01/08/24 | DXC |
| Silver | ND | | mg/Kg | 0.48 | | 0.95 | 329961 | 01/07/24 | 01/08/24 | DXC |
| Thallium | **0.14** | J | mg/Kg | 0.95 | 0.031 | 0.95 | 329961 | 01/07/24 | 01/08/24 | DXC |
| Vanadium | **52** | | mg/Kg | 1.9 | | 0.95 | 329961 | 01/07/24 | 01/08/24 | DXC |
| Zinc | **120** | | mg/Kg | 4.8 | | 0.95 | 329961 | 01/07/24 | 01/08/24 | DXC |
| Method: EPA 7471A<br>Prep Method: METHOD | | | | | | | | | | |
| Mercury | ND | | mg/Kg | 0.15 | | 1.1 | 330043 | 01/08/24 | 01/09/24 | KAM |
| Method: EPA 8081A<br>Prep Method: EPA 3546 | | | | | | | | | | |
| alpha-BHC | ND | | ug/Kg | 5.1 | | 1 | 330018 | 01/09/24 | 01/10/24 | MES |
| beta-BHC | ND | | ug/Kg | 5.1 | | 1 | 330018 | 01/09/24 | 01/10/24 | MES |
| gamma-BHC | ND | | ug/Kg | 5.1 | | 1 | 330018 | 01/09/24 | 01/10/24 | MES |
| delta-BHC | ND | | ug/Kg | 5.1 | | 1 | 330018 | 01/09/24 | 01/10/24 | MES |
| Heptachlor | ND | | ug/Kg | 5.1 | | 1 | 330018 | 01/09/24 | 01/10/24 | MES |
| Aldrin | ND | | ug/Kg | 5.1 | | 1 | 330018 | 01/09/24 | 01/10/24 | MES |
| Heptachlor epoxide | ND | | ug/Kg | 5.1 | | 1 | 330018 | 01/09/24 | 01/10/24 | MES |
| Endosulfan I | ND | | ug/Kg | 5.1 | | 1 | 330018 | 01/09/24 | 01/10/24 | MES |
| Dieldrin | ND | | ug/Kg | 5.1 | | 1 | 330018 | 01/09/24 | 01/10/24 | MES |
| 4,4'-DDE | **190** | | ug/Kg | 5.1 | | 1 | 330018 | 01/09/24 | 01/10/24 | MES |
| Endrin | ND | | ug/Kg | 5.1 | | 1 | 330018 | 01/09/24 | 01/10/24 | MES |
| Endosulfan II | ND | | ug/Kg | 5.1 | | 1 | 330018 | 01/09/24 | 01/10/24 | MES |
| Endosulfan sulfate | ND | | ug/Kg | 5.1 | | 1 | 330018 | 01/09/24 | 01/10/24 | MES |
| 4,4'-DDD | ND | | ug/Kg | 5.1 | | 1 | 330018 | 01/09/24 | 01/10/24 | MES |
| Endrin aldehyde | ND | | ug/Kg | 5.1 | | 1 | 330018 | 01/09/24 | 01/10/24 | MES |
| Endrin ketone | ND | | ug/Kg | 5.1 | | 1 | 330018 | 01/09/24 | 01/10/24 | MES |
| 4,4'-DDT | **85** | | ug/Kg | 5.1 | | 1 | 330018 | 01/09/24 | 01/10/24 | MES |
| Methoxychlor | ND | | ug/Kg | 10 | | 1 | 330018 | 01/09/24 | 01/10/24 | MES |
| Toxaphene | ND | | ug/Kg | 100 | | 1 | 330018 | 01/09/24 | 01/10/24 | MES |
| Chlordane (Technical) | **420** | | ug/Kg | 51 | | 1 | 330018 | 01/09/24 | 01/10/24 | MES |
| **Surrogates** | | | | **Limits** | | | | | | |
| TCMX | 85% | | %REC | 23-120 | | 1 | 330018 | 01/09/24 | 01/10/24 | MES |
| Decachlorobiphenyl | 72% | | %REC | 24-120 | | 1 | 330018 | 01/09/24 | 01/10/24 | MES |



Results for any subcontracted analyses are not included in this section.

ENTHALPY ANALYTICAL

# Analysis Results for 499402



Results for any subcontracted analyses are not included in this section.

# Analysis Results for 499402

| Sample ID: PC-1-0.5 | Lab ID: 499402-047 | Collected: 01/03/24 09:40 |
|---|---|---|
| | Matrix: Soil | |

| 499402-047 Analyte | Result | Qual | Units | RL | MDL | DF | Batch | Prepared | Analyzed | Chemist |
|---|---|---|---|---|---|---|---|---|---|---|
| Method: EPA 6020<br>Prep Method: EPA 3050B | | | | | | | | | | |
| Antimony | ND | | mg/Kg | 0.99 | | 0.99 | 329962 | 01/07/24 | 01/09/24 | DXC |
| Arsenic | **2.4** | | mg/Kg | 0.99 | | 0.99 | 329962 | 01/07/24 | 01/09/24 | DXC |
| Barium | **140** | | mg/Kg | 0.99 | | 0.99 | 329962 | 01/07/24 | 01/09/24 | DXC |
| Beryllium | ND | | mg/Kg | 0.99 | | 0.99 | 329962 | 01/07/24 | 01/09/24 | DXC |
| Cadmium | ND | | mg/Kg | 0.50 | | 0.99 | 329962 | 01/07/24 | 01/09/24 | DXC |
| Chromium | **39** | | mg/Kg | 0.99 | | 0.99 | 329962 | 01/07/24 | 01/09/24 | DXC |
| Cobalt | **11** | | mg/Kg | 0.99 | | 0.99 | 329962 | 01/07/24 | 01/09/24 | DXC |
| Copper | **29** | | mg/Kg | 0.99 | | 0.99 | 329962 | 01/07/24 | 01/09/24 | DXC |
| Lead | **5.5** | | mg/Kg | 0.50 | | 0.99 | 329962 | 01/07/24 | 01/09/24 | DXC |
| Molybdenum | ND | | mg/Kg | 0.99 | | 0.99 | 329962 | 01/07/24 | 01/09/24 | DXC |
| Nickel | **61** | | mg/Kg | 0.99 | | 0.99 | 329962 | 01/07/24 | 01/09/24 | DXC |
| Selenium | ND | | mg/Kg | 2.0 | | 0.99 | 329962 | 01/07/24 | 01/09/24 | DXC |
| Silver | ND | | mg/Kg | 0.50 | | 0.99 | 329962 | 01/07/24 | 01/09/24 | DXC |
| Thallium | **0.20** | J | mg/Kg | 0.99 | 0.032 | 0.99 | 329962 | 01/07/24 | 01/09/24 | DXC |
| Vanadium | **51** | | mg/Kg | 2.0 | | 0.99 | 329962 | 01/07/24 | 01/09/24 | DXC |
| Zinc | **40** | | mg/Kg | 5.0 | | 0.99 | 329962 | 01/07/24 | 01/09/24 | DXC |
| Method: EPA 7471A<br>Prep Method: METHOD | | | | | | | | | | |
| Mercury | ND | | mg/Kg | 0.16 | | 1.2 | 330043 | 01/08/24 | 01/09/24 | KAM |
| Method: EPA 8081A<br>Prep Method: EPA 3546 | | | | | | | | | | |
| alpha-BHC | ND | | ug/Kg | 50 | | 9.9 | 329977 | 01/08/24 | 01/09/24 | TRN |
| beta-BHC | ND | | ug/Kg | 50 | | 9.9 | 329977 | 01/08/24 | 01/09/24 | TRN |
| gamma-BHC | ND | | ug/Kg | 50 | | 9.9 | 329977 | 01/08/24 | 01/09/24 | TRN |
| delta-BHC | ND | | ug/Kg | 50 | | 9.9 | 329977 | 01/08/24 | 01/09/24 | TRN |
| Heptachlor | ND | | ug/Kg | 50 | | 9.9 | 329977 | 01/08/24 | 01/09/24 | TRN |
| Aldrin | ND | | ug/Kg | 50 | | 9.9 | 329977 | 01/08/24 | 01/09/24 | TRN |
| Heptachlor epoxide | ND | | ug/Kg | 50 | | 9.9 | 329977 | 01/08/24 | 01/09/24 | TRN |
| Endosulfan I | ND | | ug/Kg | 50 | | 9.9 | 329977 | 01/08/24 | 01/09/24 | TRN |
| Dieldrin | ND | | ug/Kg | 50 | | 9.9 | 329977 | 01/08/24 | 01/09/24 | TRN |
| 4,4'-DDE | ND | | ug/Kg | 50 | | 9.9 | 329977 | 01/08/24 | 01/09/24 | TRN |
| Endrin | ND | | ug/Kg | 50 | | 9.9 | 329977 | 01/08/24 | 01/09/24 | TRN |
| Endosulfan II | ND | | ug/Kg | 50 | | 9.9 | 329977 | 01/08/24 | 01/09/24 | TRN |
| Endosulfan sulfate | ND | | ug/Kg | 50 | | 9.9 | 329977 | 01/08/24 | 01/09/24 | TRN |
| 4,4'-DDD | ND | | ug/Kg | 50 | | 9.9 | 329977 | 01/08/24 | 01/09/24 | TRN |
| Endrin aldehyde | ND | | ug/Kg | 50 | | 9.9 | 329977 | 01/08/24 | 01/09/24 | TRN |
| Endrin ketone | ND | | ug/Kg | 50 | | 9.9 | 329977 | 01/08/24 | 01/09/24 | TRN |
| 4,4'-DDT | ND | | ug/Kg | 50 | | 9.9 | 329977 | 01/08/24 | 01/09/24 | TRN |
| Methoxychlor | ND | | ug/Kg | 99 | | 9.9 | 329977 | 01/08/24 | 01/09/24 | TRN |
| Toxaphene | ND | | ug/Kg | 990 | | 9.9 | 329977 | 01/08/24 | 01/09/24 | TRN |
| Chlordane (Technical) | ND | | ug/Kg | 500 | | 9.9 | 329977 | 01/08/24 | 01/09/24 | TRN |
| **Surrogates** | | | | **Limits** | | | | | | |
| TCMX | | DO | %REC | 23-120 | | 9.9 | 329977 | 01/08/24 | 01/09/24 | TRN |
| Decachlorobiphenyl | | DO | %REC | 24-120 | | 9.9 | 329977 | 01/08/24 | 01/09/24 | TRN |



Results for any subcontracted analyses are not included in this section.

ENTHALPY ANALYTICAL

# Analysis Results for 499402



Results for any subcontracted analyses are not included in this section.

ENTHALPY ANALYTICAL

# Analysis Results for 499402

| Sample ID: PC-2-0.5 | Lab ID: 499402-048 | Collected: 01/03/24 09:25 |
|---|---|---|
| | Matrix: Soil | |

| 499402-048 Analyte | Result | Qual | Units | RL | MDL | DF | Batch | Prepared | Analyzed | Chemist |
|---|---|---|---|---|---|---|---|---|---|---|
| Method: EPA 6020<br>Prep Method: EPA 3050B | | | | | | | | | | |
| Antimony | ND | | mg/Kg | 0.99 | | 0.99 | 329962 | 01/07/24 | 01/09/24 | DXC |
| Arsenic | **2.2** | | mg/Kg | 0.99 | | 0.99 | 329962 | 01/07/24 | 01/09/24 | DXC |
| Barium | **270** | | mg/Kg | 0.99 | | 0.99 | 329962 | 01/07/24 | 01/09/24 | DXC |
| Beryllium | ND | | mg/Kg | 0.99 | | 0.99 | 329962 | 01/07/24 | 01/09/24 | DXC |
| Cadmium | ND | | mg/Kg | 0.50 | | 0.99 | 329962 | 01/07/24 | 01/09/24 | DXC |
| Chromium | **57** | | mg/Kg | 0.99 | | 0.99 | 329962 | 01/07/24 | 01/09/24 | DXC |
| Cobalt | **13** | | mg/Kg | 0.99 | | 0.99 | 329962 | 01/07/24 | 01/09/24 | DXC |
| Copper | **37** | | mg/Kg | 0.99 | | 0.99 | 329962 | 01/07/24 | 01/09/24 | DXC |
| Lead | **5.6** | | mg/Kg | 0.50 | | 0.99 | 329962 | 01/07/24 | 01/09/24 | DXC |
| Molybdenum | ND | | mg/Kg | 0.99 | | 0.99 | 329962 | 01/07/24 | 01/09/24 | DXC |
| Nickel | **83** | | mg/Kg | 0.99 | | 0.99 | 329962 | 01/07/24 | 01/09/24 | DXC |
| Selenium | ND | | mg/Kg | 2.0 | | 0.99 | 329962 | 01/07/24 | 01/09/24 | DXC |
| Silver | ND | | mg/Kg | 0.50 | | 0.99 | 329962 | 01/07/24 | 01/09/24 | DXC |
| Thallium | **0.21** | J | mg/Kg | 0.99 | 0.032 | 0.99 | 329962 | 01/07/24 | 01/09/24 | DXC |
| Vanadium | **61** | | mg/Kg | 2.0 | | 0.99 | 329962 | 01/07/24 | 01/09/24 | DXC |
| Zinc | **43** | | mg/Kg | 5.0 | | 0.99 | 329962 | 01/07/24 | 01/09/24 | DXC |
| Method: EPA 7471A<br>Prep Method: METHOD | | | | | | | | | | |
| Mercury | ND | | mg/Kg | 0.16 | | 1.1 | 330043 | 01/08/24 | 01/09/24 | KAM |
| Method: EPA 8081A<br>Prep Method: EPA 3546 | | | | | | | | | | |
| alpha-BHC | ND | | ug/Kg | 50 | | 9.9 | 329977 | 01/08/24 | 01/09/24 | TRN |
| beta-BHC | ND | | ug/Kg | 50 | | 9.9 | 329977 | 01/08/24 | 01/09/24 | TRN |
| gamma-BHC | ND | | ug/Kg | 50 | | 9.9 | 329977 | 01/08/24 | 01/09/24 | TRN |
| delta-BHC | ND | | ug/Kg | 50 | | 9.9 | 329977 | 01/08/24 | 01/09/24 | TRN |
| Heptachlor | ND | | ug/Kg | 50 | | 9.9 | 329977 | 01/08/24 | 01/09/24 | TRN |
| Aldrin | ND | | ug/Kg | 50 | | 9.9 | 329977 | 01/08/24 | 01/09/24 | TRN |
| Heptachlor epoxide | ND | | ug/Kg | 50 | | 9.9 | 329977 | 01/08/24 | 01/09/24 | TRN |
| Endosulfan I | ND | | ug/Kg | 50 | | 9.9 | 329977 | 01/08/24 | 01/09/24 | TRN |
| Dieldrin | ND | | ug/Kg | 50 | | 9.9 | 329977 | 01/08/24 | 01/09/24 | TRN |
| 4,4'-DDE | ND | | ug/Kg | 50 | | 9.9 | 329977 | 01/08/24 | 01/09/24 | TRN |
| Endrin | ND | | ug/Kg | 50 | | 9.9 | 329977 | 01/08/24 | 01/09/24 | TRN |
| Endosulfan II | ND | | ug/Kg | 50 | | 9.9 | 329977 | 01/08/24 | 01/09/24 | TRN |
| Endosulfan sulfate | ND | | ug/Kg | 50 | | 9.9 | 329977 | 01/08/24 | 01/09/24 | TRN |
| 4,4'-DDD | ND | | ug/Kg | 50 | | 9.9 | 329977 | 01/08/24 | 01/09/24 | TRN |
| Endrin aldehyde | ND | | ug/Kg | 50 | | 9.9 | 329977 | 01/08/24 | 01/09/24 | TRN |
| Endrin ketone | ND | | ug/Kg | 50 | | 9.9 | 329977 | 01/08/24 | 01/09/24 | TRN |
| 4,4'-DDT | ND | | ug/Kg | 50 | | 9.9 | 329977 | 01/08/24 | 01/09/24 | TRN |
| Methoxychlor | ND | | ug/Kg | 99 | | 9.9 | 329977 | 01/08/24 | 01/09/24 | TRN |
| Toxaphene | ND | | ug/Kg | 990 | | 9.9 | 329977 | 01/08/24 | 01/09/24 | TRN |
| Chlordane (Technical) | ND | | ug/Kg | 500 | | 9.9 | 329977 | 01/08/24 | 01/09/24 | TRN |
| **Surrogates** | | | | **Limits** | | | | | | |
| TCMX | | DO | %REC | 23-120 | | 9.9 | 329977 | 01/08/24 | 01/09/24 | TRN |
| Decachlorobiphenyl | | DO | %REC | 24-120 | | 9.9 | 329977 | 01/08/24 | 01/09/24 | TRN |



Results for any subcontracted analyses are not included in this section.

# Analysis Results for 499402

| Sample ID: PC-1-2.5 | Lab ID: 499402-049 | Collected: 01/03/24 09:45 |
|---|---|---|
| | Matrix: Soil | |

| 499402-049 Analyte | Result | Qual | Units | RL | MDL | DF | Batch | Prepared | Analyzed | Chemist |
|---|---|---|---|---|---|---|---|---|---|---|
| Method: EPA 8081A<br>Prep Method: EPA 3546 | | | | | | | | | | |
| alpha-BHC | ND | | ug/Kg | 4.9 | | 0.98 | 329977 | 01/08/24 | 01/09/24 | TRN |
| beta-BHC | ND | | ug/Kg | 4.9 | | 0.98 | 329977 | 01/08/24 | 01/09/24 | TRN |
| gamma-BHC | ND | | ug/Kg | 4.9 | | 0.98 | 329977 | 01/08/24 | 01/09/24 | TRN |
| delta-BHC | ND | | ug/Kg | 4.9 | | 0.98 | 329977 | 01/08/24 | 01/09/24 | TRN |
| Heptachlor | ND | | ug/Kg | 4.9 | | 0.98 | 329977 | 01/08/24 | 01/09/24 | TRN |
| Aldrin | ND | | ug/Kg | 4.9 | | 0.98 | 329977 | 01/08/24 | 01/09/24 | TRN |
| Heptachlor epoxide | ND | | ug/Kg | 4.9 | | 0.98 | 329977 | 01/08/24 | 01/09/24 | TRN |
| Endosulfan I | ND | | ug/Kg | 4.9 | | 0.98 | 329977 | 01/08/24 | 01/09/24 | TRN |
| Dieldrin | ND | | ug/Kg | 4.9 | | 0.98 | 329977 | 01/08/24 | 01/09/24 | TRN |
| 4,4'-DDE | ND | | ug/Kg | 4.9 | | 0.98 | 329977 | 01/08/24 | 01/09/24 | TRN |
| Endrin | ND | | ug/Kg | 4.9 | | 0.98 | 329977 | 01/08/24 | 01/09/24 | TRN |
| Endosulfan II | ND | | ug/Kg | 4.9 | | 0.98 | 329977 | 01/08/24 | 01/09/24 | TRN |
| Endosulfan sulfate | ND | | ug/Kg | 4.9 | | 0.98 | 329977 | 01/08/24 | 01/09/24 | TRN |
| 4,4'-DDD | ND | | ug/Kg | 4.9 | | 0.98 | 329977 | 01/08/24 | 01/09/24 | TRN |
| Endrin aldehyde | ND | | ug/Kg | 4.9 | | 0.98 | 329977 | 01/08/24 | 01/09/24 | TRN |
| Endrin ketone | ND | | ug/Kg | 4.9 | | 0.98 | 329977 | 01/08/24 | 01/09/24 | TRN |
| 4,4'-DDT | ND | | ug/Kg | 4.9 | | 0.98 | 329977 | 01/08/24 | 01/09/24 | TRN |
| Methoxychlor | ND | | ug/Kg | 9.8 | | 0.98 | 329977 | 01/08/24 | 01/09/24 | TRN |
| Toxaphene | ND | | ug/Kg | 98 | | 0.98 | 329977 | 01/08/24 | 01/09/24 | TRN |
| Chlordane (Technical) | ND | | ug/Kg | 49 | | 0.98 | 329977 | 01/08/24 | 01/09/24 | TRN |
| **Surrogates** | | | | **Limits** | | | | | | |
| TCMX | 87% | | %REC | 23-120 | | 0.98 | 329977 | 01/08/24 | 01/09/24 | TRN |
| Decachlorobiphenyl | 74% | | %REC | 24-120 | | 0.98 | 329977 | 01/08/24 | 01/09/24 | TRN |



Results for any subcontracted analyses are not included in this section.

ENTHALPY ANALYTICAL

# Analysis Results for 499402

| Sample ID: PC-2-2.5 | Lab ID: 499402-050 | Collected: 01/03/24 09:35 |
|---|---|---|
| | Matrix: Soil | |

| 499402-050 Analyte | Result | Qual | Units | RL | MDL | DF | Batch | Prepared | Analyzed | Chemist |
|---|---|---|---|---|---|---|---|---|---|---|
| Method: EPA 6020<br>Prep Method: EPA 3050B | | | | | | | | | | |
| Antimony | ND | | mg/Kg | 0.96 | | 0.96 | 329962 | 01/07/24 | 01/09/24 | DXC |
| Arsenic | **9.3** | | mg/Kg | 0.96 | | 0.96 | 329962 | 01/07/24 | 01/09/24 | DXC |
| Barium | **200** | | mg/Kg | 0.96 | | 0.96 | 329962 | 01/07/24 | 01/09/24 | DXC |
| Beryllium | ND | | mg/Kg | 0.96 | | 0.96 | 329962 | 01/07/24 | 01/09/24 | DXC |
| Cadmium | ND | | mg/Kg | 0.48 | | 0.96 | 329962 | 01/07/24 | 01/09/24 | DXC |
| Chromium | **57** | | mg/Kg | 0.96 | | 0.96 | 329962 | 01/07/24 | 01/09/24 | DXC |
| Cobalt | **13** | | mg/Kg | 0.96 | | 0.96 | 329962 | 01/07/24 | 01/09/24 | DXC |
| Copper | **38** | | mg/Kg | 0.96 | | 0.96 | 329962 | 01/07/24 | 01/09/24 | DXC |
| Lead | **15** | | mg/Kg | 0.48 | | 0.96 | 329962 | 01/07/24 | 01/09/24 | DXC |
| Molybdenum | **0.98** | | mg/Kg | 0.96 | | 0.96 | 329962 | 01/07/24 | 01/09/24 | DXC |
| Nickel | **67** | | mg/Kg | 0.96 | | 0.96 | 329962 | 01/07/24 | 01/09/24 | DXC |
| Selenium | ND | | mg/Kg | 1.9 | | 0.96 | 329962 | 01/07/24 | 01/09/24 | DXC |
| Silver | ND | | mg/Kg | 0.48 | | 0.96 | 329962 | 01/07/24 | 01/09/24 | DXC |
| Thallium | **0.21** | J | mg/Kg | 0.96 | 0.031 | 0.96 | 329962 | 01/07/24 | 01/09/24 | DXC |
| Vanadium | **58** | | mg/Kg | 1.9 | | 0.96 | 329962 | 01/07/24 | 01/09/24 | DXC |
| Zinc | **100** | | mg/Kg | 4.8 | | 0.96 | 329962 | 01/07/24 | 01/09/24 | DXC |
| Method: EPA 7471A<br>Prep Method: METHOD | | | | | | | | | | |
| Mercury | ND | | mg/Kg | 0.15 | | 1.1 | 329974 | 01/08/24 | 01/09/24 | KAM |
| Method: EPA 8081A<br>Prep Method: EPA 3546 | | | | | | | | | | |
| alpha-BHC | ND | | ug/Kg | 51 | | 10 | 329977 | 01/08/24 | 01/09/24 | TRN |
| beta-BHC | ND | | ug/Kg | 51 | | 10 | 329977 | 01/08/24 | 01/09/24 | TRN |
| gamma-BHC | ND | | ug/Kg | 51 | | 10 | 329977 | 01/08/24 | 01/09/24 | TRN |
| delta-BHC | ND | | ug/Kg | 51 | | 10 | 329977 | 01/08/24 | 01/09/24 | TRN |
| Heptachlor | ND | | ug/Kg | 51 | | 10 | 329977 | 01/08/24 | 01/09/24 | TRN |
| Aldrin | ND | | ug/Kg | 51 | | 10 | 329977 | 01/08/24 | 01/09/24 | TRN |
| Heptachlor epoxide | ND | | ug/Kg | 51 | | 10 | 329977 | 01/08/24 | 01/09/24 | TRN |
| Endosulfan I | ND | | ug/Kg | 51 | | 10 | 329977 | 01/08/24 | 01/09/24 | TRN |
| Dieldrin | ND | | ug/Kg | 51 | | 10 | 329977 | 01/08/24 | 01/09/24 | TRN |
| 4,4'-DDE | ND | | ug/Kg | 51 | | 10 | 329977 | 01/08/24 | 01/09/24 | TRN |
| Endrin | ND | | ug/Kg | 51 | | 10 | 329977 | 01/08/24 | 01/09/24 | TRN |
| Endosulfan II | ND | | ug/Kg | 51 | | 10 | 329977 | 01/08/24 | 01/09/24 | TRN |
| Endosulfan sulfate | ND | | ug/Kg | 51 | | 10 | 329977 | 01/08/24 | 01/09/24 | TRN |
| 4,4'-DDD | ND | | ug/Kg | 51 | | 10 | 329977 | 01/08/24 | 01/09/24 | TRN |
| Endrin aldehyde | ND | | ug/Kg | 51 | | 10 | 329977 | 01/08/24 | 01/09/24 | TRN |
| Endrin ketone | ND | | ug/Kg | 51 | | 10 | 329977 | 01/08/24 | 01/09/24 | TRN |
| 4,4'-DDT | ND | | ug/Kg | 51 | | 10 | 329977 | 01/08/24 | 01/09/24 | TRN |
| Methoxychlor | ND | | ug/Kg | 100 | | 10 | 329977 | 01/08/24 | 01/09/24 | TRN |
| Toxaphene | ND | | ug/Kg | 1,000 | | 10 | 329977 | 01/08/24 | 01/09/24 | TRN |
| Chlordane (Technical) | ND | | ug/Kg | 510 | | 10 | 329977 | 01/08/24 | 01/09/24 | TRN |
| **Surrogates** | | | | **Limits** | | | | | | |
| TCMX | | DO | %REC | 23-120 | | 10 | 329977 | 01/08/24 | 01/09/24 | TRN |
| Decachlorobiphenyl | | DO | %REC | 24-120 | | 10 | 329977 | 01/08/24 | 01/09/24 | TRN |



Results for any subcontracted analyses are not included in this section.

# Analysis Results for 499402



Results for any subcontracted analyses are not included in this section.

ENTHALPY ANALYTICAL

# Analysis Results for 499402

| Sample ID: PL-1-0.5 | Lab ID: 499402-051 | Collected: 01/04/24 12:35 |
|---|---|---|
| | Matrix: Soil | |

| 499402-051 Analyte | Result | Qual | Units | RL | MDL | DF | Batch | Prepared | Analyzed | Chemist |
|---|---|---|---|---|---|---|---|---|---|---|
| Method: EPA 6020<br>Prep Method: EPA 3050B | | | | | | | | | | |
| Antimony | ND | | mg/Kg | 0.96 | | 0.96 | 329962 | 01/07/24 | 01/09/24 | DXC |
| Arsenic | **4.6** | | mg/Kg | 0.96 | | 0.96 | 329962 | 01/07/24 | 01/09/24 | DXC |
| Barium | **100** | | mg/Kg | 0.96 | | 0.96 | 329962 | 01/07/24 | 01/09/24 | DXC |
| Beryllium | ND | | mg/Kg | 0.96 | | 0.96 | 329962 | 01/07/24 | 01/09/24 | DXC |
| Cadmium | ND | | mg/Kg | 0.48 | | 0.96 | 329962 | 01/07/24 | 01/09/24 | DXC |
| Chromium | **49** | | mg/Kg | 0.96 | | 0.96 | 329962 | 01/07/24 | 01/09/24 | DXC |
| Cobalt | **11** | | mg/Kg | 0.96 | | 0.96 | 329962 | 01/07/24 | 01/09/24 | DXC |
| Copper | **28** | | mg/Kg | 0.96 | | 0.96 | 329962 | 01/07/24 | 01/09/24 | DXC |
| Lead | **6.4** | | mg/Kg | 0.48 | | 0.96 | 329962 | 01/07/24 | 01/09/24 | DXC |
| Molybdenum | ND | | mg/Kg | 0.96 | | 0.96 | 329962 | 01/07/24 | 01/09/24 | DXC |
| Nickel | **61** | | mg/Kg | 0.96 | | 0.96 | 329962 | 01/07/24 | 01/09/24 | DXC |
| Selenium | ND | | mg/Kg | 1.9 | | 0.96 | 329962 | 01/07/24 | 01/09/24 | DXC |
| Silver | ND | | mg/Kg | 0.48 | | 0.96 | 329962 | 01/07/24 | 01/09/24 | DXC |
| Thallium | **0.15** | J | mg/Kg | 0.96 | 0.031 | 0.96 | 329962 | 01/07/24 | 01/09/24 | DXC |
| Vanadium | **52** | | mg/Kg | 1.9 | | 0.96 | 329962 | 01/07/24 | 01/09/24 | DXC |
| Zinc | **50** | | mg/Kg | 4.8 | | 0.96 | 329962 | 01/07/24 | 01/09/24 | DXC |
| Method: EPA 7471A<br>Prep Method: METHOD | | | | | | | | | | |
| Mercury | ND | | mg/Kg | 0.15 | | 1.1 | 329974 | 01/08/24 | 01/09/24 | KAM |
| Method: EPA 8015M<br>Prep Method: EPA 3580M | | | | | | | | | | |
| DRO C10-C28 | **510** | | mg/Kg | 99 | | 9.9 | 329997 | 01/08/24 | 01/08/24 | SME |
| ORO C28-C44 | **630** | | mg/Kg | 200 | | 9.9 | 329997 | 01/08/24 | 01/08/24 | SME |
| **Surrogates** | | | | **Limits** | | | | | | |
| n-Triacontane | 109% | | %REC | 70-130 | | 9.9 | 329997 | 01/08/24 | 01/08/24 | SME |
| Method: EPA 8081A<br>Prep Method: EPA 3546 | | | | | | | | | | |
| alpha-BHC | ND | | ug/Kg | 50 | | 9.9 | 330018 | 01/09/24 | 01/10/24 | MES |
| beta-BHC | ND | | ug/Kg | 50 | | 9.9 | 330018 | 01/09/24 | 01/10/24 | MES |
| gamma-BHC | ND | | ug/Kg | 50 | | 9.9 | 330018 | 01/09/24 | 01/10/24 | MES |
| delta-BHC | ND | | ug/Kg | 50 | | 9.9 | 330018 | 01/09/24 | 01/10/24 | MES |
| Heptachlor | ND | | ug/Kg | 50 | | 9.9 | 330018 | 01/09/24 | 01/10/24 | MES |
| Aldrin | ND | | ug/Kg | 50 | | 9.9 | 330018 | 01/09/24 | 01/10/24 | MES |
| Heptachlor epoxide | ND | | ug/Kg | 50 | | 9.9 | 330018 | 01/09/24 | 01/10/24 | MES |
| Endosulfan I | ND | | ug/Kg | 50 | | 9.9 | 330018 | 01/09/24 | 01/10/24 | MES |
| Dieldrin | ND | | ug/Kg | 50 | | 9.9 | 330018 | 01/09/24 | 01/10/24 | MES |
| 4,4'-DDE | ND | | ug/Kg | 50 | | 9.9 | 330018 | 01/09/24 | 01/10/24 | MES |
| Endrin | ND | | ug/Kg | 50 | | 9.9 | 330018 | 01/09/24 | 01/10/24 | MES |
| Endosulfan II | ND | | ug/Kg | 50 | | 9.9 | 330018 | 01/09/24 | 01/10/24 | MES |
| Endosulfan sulfate | ND | | ug/Kg | 50 | | 9.9 | 330018 | 01/09/24 | 01/10/24 | MES |
| 4,4'-DDD | ND | | ug/Kg | 50 | | 9.9 | 330018 | 01/09/24 | 01/10/24 | MES |
| Endrin aldehyde | ND | | ug/Kg | 50 | | 9.9 | 330018 | 01/09/24 | 01/10/24 | MES |
| Endrin ketone | ND | | ug/Kg | 50 | | 9.9 | 330018 | 01/09/24 | 01/10/24 | MES |
| 4,4'-DDT | ND | | ug/Kg | 50 | | 9.9 | 330018 | 01/09/24 | 01/10/24 | MES |
| Methoxychlor | ND | | ug/Kg | 99 | | 9.9 | 330018 | 01/09/24 | 01/10/24 | MES |



Results for any subcontracted analyses are not included in this section.

# Analysis Results for 499402

| 499402-051 Analyte | Result | Qual | Units | RL | MDL | DF | Batch | Prepared | Analyzed | Chemist |
|---|---|---|---|---|---|---|---|---|---|---|
| Toxaphene | ND | | ug/Kg | 990 | | 9.9 | 330018 | 01/09/24 | 01/10/24 | MES |
| Chlordane (Technical) | ND | | ug/Kg | 500 | | 9.9 | 330018 | 01/09/24 | 01/10/24 | MES |
| **Surrogates** | | | | **Limits** | | | | | | |
| TCMX | | DO | %REC | 23-120 | | 9.9 | 330018 | 01/09/24 | 01/10/24 | MES |
| Decachlorobiphenyl | | DO | %REC | 24-120 | | 9.9 | 330018 | 01/09/24 | 01/10/24 | MES |
| Method: EPA 8260B<br>Prep Method: EPA 5030B | | | | | | | | | | |
| TPH Gasoline | **2,000** | | ug/Kg | 100 | | 1 | 329942 | 01/06/24 | 01/06/24 | EJB |
| **Surrogates** | | | | **Limits** | | | | | | |
| Dibromofluoromethane | 101% | | %REC | 70-145 | | 1 | 329942 | 01/06/24 | 01/06/24 | EJB |
| 1,2-Dichloroethane-d4 | 106% | | %REC | 70-145 | | 1 | 329942 | 01/06/24 | 01/06/24 | EJB |
| Toluene-d8 | 98% | | %REC | 70-145 | | 1 | 329942 | 01/06/24 | 01/06/24 | EJB |
| Bromofluorobenzene | 106% | | %REC | 70-145 | | 1 | 329942 | 01/06/24 | 01/06/24 | EJB |



Results for any subcontracted analyses are not included in this section.

ENTHALPY ANALYTICAL

# Analysis Results for 499402

| Sample ID: PL-2-0.5 | Lab ID: 499402-052 | Collected: 01/04/24 13:20 |
|---|---|---|
| | Matrix: Soil | |

| 499402-052 Analyte | Result | Qual | Units | RL | MDL | DF | Batch | Prepared | Analyzed | Chemist |
|---|---|---|---|---|---|---|---|---|---|---|
| Method: EPA 6020<br>Prep Method: EPA 3050B | | | | | | | | | | |
| Antimony | ND | | mg/Kg | 0.97 | | 0.97 | 329962 | 01/07/24 | 01/09/24 | DXC |
| Arsenic | **2.6** | | mg/Kg | 0.97 | | 0.97 | 329962 | 01/07/24 | 01/09/24 | DXC |
| Barium | **140** | | mg/Kg | 0.97 | | 0.97 | 329962 | 01/07/24 | 01/09/24 | DXC |
| Beryllium | ND | | mg/Kg | 0.97 | | 0.97 | 329962 | 01/07/24 | 01/09/24 | DXC |
| Cadmium | ND | | mg/Kg | 0.49 | | 0.97 | 329962 | 01/07/24 | 01/09/24 | DXC |
| Chromium | **57** | | mg/Kg | 0.97 | | 0.97 | 329962 | 01/07/24 | 01/09/24 | DXC |
| Cobalt | **14** | | mg/Kg | 0.97 | | 0.97 | 329962 | 01/07/24 | 01/09/24 | DXC |
| Copper | **43** | | mg/Kg | 0.97 | | 0.97 | 329962 | 01/07/24 | 01/09/24 | DXC |
| Lead | **5.4** | | mg/Kg | 0.49 | | 0.97 | 329962 | 01/07/24 | 01/09/24 | DXC |
| Molybdenum | ND | | mg/Kg | 0.97 | | 0.97 | 329962 | 01/07/24 | 01/09/24 | DXC |
| Nickel | **49** | | mg/Kg | 0.97 | | 0.97 | 329962 | 01/07/24 | 01/09/24 | DXC |
| Selenium | ND | | mg/Kg | 1.9 | | 0.97 | 329962 | 01/07/24 | 01/09/24 | DXC |
| Silver | ND | | mg/Kg | 0.49 | | 0.97 | 329962 | 01/07/24 | 01/09/24 | DXC |
| Thallium | **0.074** | J | mg/Kg | 0.97 | 0.032 | 0.97 | 329962 | 01/07/24 | 01/09/24 | DXC |
| Vanadium | **79** | | mg/Kg | 1.9 | | 0.97 | 329962 | 01/07/24 | 01/09/24 | DXC |
| Zinc | **49** | | mg/Kg | 4.9 | | 0.97 | 329962 | 01/07/24 | 01/09/24 | DXC |
| Method: EPA 7471A<br>Prep Method: METHOD | | | | | | | | | | |
| Mercury | ND | | mg/Kg | 0.16 | | 1.2 | 329974 | 01/08/24 | 01/09/24 | KAM |
| Method: EPA 8015M<br>Prep Method: EPA 3580M | | | | | | | | | | |
| DRO C10-C28 | **110** | | mg/Kg | 100 | | 10 | 329997 | 01/08/24 | 01/08/24 | SME |
| ORO C28-C44 | **580** | | mg/Kg | 200 | | 10 | 329997 | 01/08/24 | 01/08/24 | SME |
| **Surrogates** | | | | **Limits** | | | | | | |
| n-Triacontane | 106% | | %REC | 70-130 | | 10 | 329997 | 01/08/24 | 01/08/24 | SME |
| Method: EPA 8081A<br>Prep Method: EPA 3546 | | | | | | | | | | |
| alpha-BHC | ND | | ug/Kg | 50 | | 9.9 | 330018 | 01/09/24 | 01/10/24 | MES |
| beta-BHC | ND | | ug/Kg | 50 | | 9.9 | 330018 | 01/09/24 | 01/10/24 | MES |
| gamma-BHC | ND | | ug/Kg | 50 | | 9.9 | 330018 | 01/09/24 | 01/10/24 | MES |
| delta-BHC | ND | | ug/Kg | 50 | | 9.9 | 330018 | 01/09/24 | 01/10/24 | MES |
| Heptachlor | ND | | ug/Kg | 50 | | 9.9 | 330018 | 01/09/24 | 01/10/24 | MES |
| Aldrin | ND | | ug/Kg | 50 | | 9.9 | 330018 | 01/09/24 | 01/10/24 | MES |
| Heptachlor epoxide | ND | | ug/Kg | 50 | | 9.9 | 330018 | 01/09/24 | 01/10/24 | MES |
| Endosulfan I | ND | | ug/Kg | 50 | | 9.9 | 330018 | 01/09/24 | 01/10/24 | MES |
| Dieldrin | ND | | ug/Kg | 50 | | 9.9 | 330018 | 01/09/24 | 01/10/24 | MES |
| 4,4'-DDE | ND | | ug/Kg | 50 | | 9.9 | 330018 | 01/09/24 | 01/10/24 | MES |
| Endrin | ND | | ug/Kg | 50 | | 9.9 | 330018 | 01/09/24 | 01/10/24 | MES |
| Endosulfan II | ND | | ug/Kg | 50 | | 9.9 | 330018 | 01/09/24 | 01/10/24 | MES |
| Endosulfan sulfate | ND | | ug/Kg | 50 | | 9.9 | 330018 | 01/09/24 | 01/10/24 | MES |
| 4,4'-DDD | ND | | ug/Kg | 50 | | 9.9 | 330018 | 01/09/24 | 01/10/24 | MES |
| Endrin aldehyde | ND | | ug/Kg | 50 | | 9.9 | 330018 | 01/09/24 | 01/10/24 | MES |
| Endrin ketone | ND | | ug/Kg | 50 | | 9.9 | 330018 | 01/09/24 | 01/10/24 | MES |
| 4,4'-DDT | ND | | ug/Kg | 50 | | 9.9 | 330018 | 01/09/24 | 01/10/24 | MES |
| Methoxychlor | ND | | ug/Kg | 99 | | 9.9 | 330018 | 01/09/24 | 01/10/24 | MES |



Results for any subcontracted analyses are not included in this section.

# Analysis Results for 499402

| 499402-052 Analyte | Result | Qual | Units | RL | MDL | DF | Batch | Prepared | Analyzed | Chemist |
|---|---|---|---|---|---|---|---|---|---|---|
| Toxaphene | ND | | ug/Kg | 990 | | 9.9 | 330018 | 01/09/24 | 01/10/24 | MES |
| Chlordane (Technical) | ND | | ug/Kg | 500 | | 9.9 | 330018 | 01/09/24 | 01/10/24 | MES |
| **Surrogates** | | | | **Limits** | | | | | | |
| TCMX | | DO | %REC | 23-120 | | 9.9 | 330018 | 01/09/24 | 01/10/24 | MES |
| Decachlorobiphenyl | | DO | %REC | 24-120 | | 9.9 | 330018 | 01/09/24 | 01/10/24 | MES |
| Method: EPA 8260B<br>Prep Method: EPA 5030B | | | | | | | | | | |
| TPH Gasoline | ND | | ug/Kg | 100 | | 1 | 329942 | 01/06/24 | 01/06/24 | EJB |
| **Surrogates** | | | | **Limits** | | | | | | |
| Dibromofluoromethane | 100% | | %REC | 70-145 | | 1 | 329942 | 01/06/24 | 01/06/24 | EJB |
| 1,2-Dichloroethane-d4 | 106% | | %REC | 70-145 | | 1 | 329942 | 01/06/24 | 01/06/24 | EJB |
| Toluene-d8 | 103% | | %REC | 70-145 | | 1 | 329942 | 01/06/24 | 01/06/24 | EJB |
| Bromofluorobenzene | 109% | | %REC | 70-145 | | 1 | 329942 | 01/06/24 | 01/06/24 | EJB |



Results for any subcontracted analyses are not included in this section.

ENTHALPY ANALYTICAL

# Analysis Results for 499402

| Sample ID: PL-1-3.1 | Lab ID: 499402-053 | Collected: 01/04/24 12:40 |
|---|---|---|
| | Matrix: Soil | |

| 499402-053 Analyte | Result | Qual | Units | RL | MDL | DF | Batch | Prepared | Analyzed | Chemist |
|---|---|---|---|---|---|---|---|---|---|---|
| Method: EPA 6020<br>Prep Method: EPA 3050B | | | | | | | | | | |
| Antimony | ND | | mg/Kg | 0.98 | | 0.98 | 329962 | 01/07/24 | 01/09/24 | DXC |
| Arsenic | **4.2** | | mg/Kg | 0.98 | | 0.98 | 329962 | 01/07/24 | 01/09/24 | DXC |
| Barium | **120** | | mg/Kg | 0.98 | | 0.98 | 329962 | 01/07/24 | 01/09/24 | DXC |
| Beryllium | ND | | mg/Kg | 0.98 | | 0.98 | 329962 | 01/07/24 | 01/09/24 | DXC |
| Cadmium | ND | | mg/Kg | 0.49 | | 0.98 | 329962 | 01/07/24 | 01/09/24 | DXC |
| Chromium | **41** | | mg/Kg | 0.98 | | 0.98 | 329962 | 01/07/24 | 01/09/24 | DXC |
| Cobalt | **9.2** | | mg/Kg | 0.98 | | 0.98 | 329962 | 01/07/24 | 01/09/24 | DXC |
| Copper | **19** | | mg/Kg | 0.98 | | 0.98 | 329962 | 01/07/24 | 01/09/24 | DXC |
| Lead | **5.6** | | mg/Kg | 0.49 | | 0.98 | 329962 | 01/07/24 | 01/09/24 | DXC |
| Molybdenum | ND | | mg/Kg | 0.98 | | 0.98 | 329962 | 01/07/24 | 01/09/24 | DXC |
| Nickel | **55** | | mg/Kg | 0.98 | | 0.98 | 329962 | 01/07/24 | 01/09/24 | DXC |
| Selenium | ND | | mg/Kg | 2.0 | | 0.98 | 329962 | 01/07/24 | 01/09/24 | DXC |
| Silver | ND | | mg/Kg | 0.49 | | 0.98 | 329962 | 01/07/24 | 01/09/24 | DXC |
| Thallium | **0.13** | J | mg/Kg | 0.98 | 0.032 | 0.98 | 329962 | 01/07/24 | 01/09/24 | DXC |
| Vanadium | **38** | | mg/Kg | 2.0 | | 0.98 | 329962 | 01/07/24 | 01/09/24 | DXC |
| Zinc | **43** | | mg/Kg | 4.9 | | 0.98 | 329962 | 01/07/24 | 01/09/24 | DXC |
| Method: EPA 7471A<br>Prep Method: METHOD | | | | | | | | | | |
| Mercury | ND | | mg/Kg | 0.15 | | 1.1 | 329974 | 01/08/24 | 01/09/24 | KAM |
| Method: EPA 8015M<br>Prep Method: EPA 3580M | | | | | | | | | | |
| DRO C10-C28 | ND | | mg/Kg | 10 | | 1 | 329997 | 01/08/24 | 01/08/24 | SME |
| ORO C28-C44 | ND | | mg/Kg | 20 | | 1 | 329997 | 01/08/24 | 01/08/24 | SME |
| **Surrogates** | | | | **Limits** | | | | | | |
| n-Triacontane | 103% | | %REC | 70-130 | | 1 | 329997 | 01/08/24 | 01/08/24 | SME |
| Method: EPA 8081A<br>Prep Method: EPA 3546 | | | | | | | | | | |
| alpha-BHC | ND | | ug/Kg | 5.0 | | 1 | 330018 | 01/09/24 | 01/10/24 | MES |
| beta-BHC | ND | | ug/Kg | 5.0 | | 1 | 330018 | 01/09/24 | 01/10/24 | MES |
| gamma-BHC | ND | | ug/Kg | 5.0 | | 1 | 330018 | 01/09/24 | 01/10/24 | MES |
| delta-BHC | ND | | ug/Kg | 5.0 | | 1 | 330018 | 01/09/24 | 01/10/24 | MES |
| Heptachlor | ND | | ug/Kg | 5.0 | | 1 | 330018 | 01/09/24 | 01/10/24 | MES |
| Aldrin | ND | | ug/Kg | 5.0 | | 1 | 330018 | 01/09/24 | 01/10/24 | MES |
| Heptachlor epoxide | ND | | ug/Kg | 5.0 | | 1 | 330018 | 01/09/24 | 01/10/24 | MES |
| Endosulfan I | ND | | ug/Kg | 5.0 | | 1 | 330018 | 01/09/24 | 01/10/24 | MES |
| Dieldrin | ND | | ug/Kg | 5.0 | | 1 | 330018 | 01/09/24 | 01/10/24 | MES |
| 4,4'-DDE | ND | | ug/Kg | 5.0 | | 1 | 330018 | 01/09/24 | 01/10/24 | MES |
| Endrin | ND | | ug/Kg | 5.0 | | 1 | 330018 | 01/09/24 | 01/10/24 | MES |
| Endosulfan II | ND | | ug/Kg | 5.0 | | 1 | 330018 | 01/09/24 | 01/10/24 | MES |
| Endosulfan sulfate | ND | | ug/Kg | 5.0 | | 1 | 330018 | 01/09/24 | 01/10/24 | MES |
| 4,4'-DDD | ND | | ug/Kg | 5.0 | | 1 | 330018 | 01/09/24 | 01/10/24 | MES |
| Endrin aldehyde | ND | | ug/Kg | 5.0 | | 1 | 330018 | 01/09/24 | 01/10/24 | MES |
| Endrin ketone | ND | | ug/Kg | 5.0 | | 1 | 330018 | 01/09/24 | 01/10/24 | MES |
| 4,4'-DDT | ND | | ug/Kg | 5.0 | | 1 | 330018 | 01/09/24 | 01/10/24 | MES |
| Methoxychlor | ND | | ug/Kg | 10 | | 1 | 330018 | 01/09/24 | 01/10/24 | MES |



Results for any subcontracted analyses are not included in this section.

ENTHALPY ANALYTICAL

# Analysis Results for 499402

| 499402-053 Analyte | Result | Qual | Units | RL | MDL | DF | Batch | Prepared | Analyzed | Chemist |
|---|---|---|---|---|---|---|---|---|---|---|
| Toxaphene | ND | | ug/Kg | 100 | | 1 | 330018 | 01/09/24 | 01/10/24 | MES |
| Chlordane (Technical) | ND | | ug/Kg | 50 | | 1 | 330018 | 01/09/24 | 01/10/24 | MES |
| **Surrogates** | | | | **Limits** | | | | | | |
| TCMX | 95% | | %REC | 23-120 | | 1 | 330018 | 01/09/24 | 01/10/24 | MES |
| Decachlorobiphenyl | 83% | | %REC | 24-120 | | 1 | 330018 | 01/09/24 | 01/10/24 | MES |
| Method: EPA 8260B<br>Prep Method: EPA 5030B | | | | | | | | | | |
| TPH Gasoline | ND | | ug/Kg | 100 | | 1 | 329942 | 01/06/24 | 01/06/24 | EJB |
| **Surrogates** | | | | **Limits** | | | | | | |
| Dibromofluoromethane | 101% | | %REC | 70-145 | | 1 | 329942 | 01/06/24 | 01/06/24 | EJB |
| 1,2-Dichloroethane-d4 | 107% | | %REC | 70-145 | | 1 | 329942 | 01/06/24 | 01/06/24 | EJB |
| Toluene-d8 | 105% | | %REC | 70-145 | | 1 | 329942 | 01/06/24 | 01/06/24 | EJB |
| Bromofluorobenzene | 105% | | %REC | 70-145 | | 1 | 329942 | 01/06/24 | 01/06/24 | EJB |



Results for any subcontracted analyses are not included in this section.

ENTHALPY ANALYTICAL

# Analysis Results for 499402

| Sample ID: PL-2-2.5 | Lab ID: 499402-054 | Collected: 01/04/24 13:25 |
|---|---|---|
| | Matrix: Soil | |

| 499402-054 Analyte | Result | Qual | Units | RL | MDL | DF | Batch | Prepared | Analyzed | Chemist |
|---|---|---|---|---|---|---|---|---|---|---|
| Method: EPA 8015M<br>Prep Method: EPA 3580M | | | | | | | | | | |
| DRO C10-C28 | ND | | mg/Kg | 10 | | 1 | 329997 | 01/08/24 | 01/08/24 | SME |
| ORO C28-C44 | ND | | mg/Kg | 20 | | 1 | 329997 | 01/08/24 | 01/08/24 | SME |
| **Surrogates** | | | | **Limits** | | | | | | |
| n-Triacontane | 100% | | %REC | 70-130 | | 1 | 329997 | 01/08/24 | 01/08/24 | SME |
| Method: EPA 8081A<br>Prep Method: EPA 3546 | | | | | | | | | | |
| alpha-BHC | ND | | ug/Kg | 5.1 | | 1 | 330018 | 01/09/24 | 01/10/24 | MES |
| beta-BHC | ND | | ug/Kg | 5.1 | | 1 | 330018 | 01/09/24 | 01/10/24 | MES |
| gamma-BHC | ND | | ug/Kg | 5.1 | | 1 | 330018 | 01/09/24 | 01/10/24 | MES |
| delta-BHC | ND | | ug/Kg | 5.1 | | 1 | 330018 | 01/09/24 | 01/10/24 | MES |
| Heptachlor | ND | | ug/Kg | 5.1 | | 1 | 330018 | 01/09/24 | 01/10/24 | MES |
| Aldrin | ND | | ug/Kg | 5.1 | | 1 | 330018 | 01/09/24 | 01/10/24 | MES |
| Heptachlor epoxide | ND | | ug/Kg | 5.1 | | 1 | 330018 | 01/09/24 | 01/10/24 | MES |
| Endosulfan I | ND | | ug/Kg | 5.1 | | 1 | 330018 | 01/09/24 | 01/10/24 | MES |
| Dieldrin | ND | | ug/Kg | 5.1 | | 1 | 330018 | 01/09/24 | 01/10/24 | MES |
| 4,4'-DDE | ND | | ug/Kg | 5.1 | | 1 | 330018 | 01/09/24 | 01/10/24 | MES |
| Endrin | ND | | ug/Kg | 5.1 | | 1 | 330018 | 01/09/24 | 01/10/24 | MES |
| Endosulfan II | ND | | ug/Kg | 5.1 | | 1 | 330018 | 01/09/24 | 01/10/24 | MES |
| Endosulfan sulfate | ND | | ug/Kg | 5.1 | | 1 | 330018 | 01/09/24 | 01/10/24 | MES |
| 4,4'-DDD | ND | | ug/Kg | 5.1 | | 1 | 330018 | 01/09/24 | 01/10/24 | MES |
| Endrin aldehyde | ND | | ug/Kg | 5.1 | | 1 | 330018 | 01/09/24 | 01/10/24 | MES |
| Endrin ketone | ND | | ug/Kg | 5.1 | | 1 | 330018 | 01/09/24 | 01/10/24 | MES |
| 4,4'-DDT | ND | | ug/Kg | 5.1 | | 1 | 330018 | 01/09/24 | 01/10/24 | MES |
| Methoxychlor | ND | | ug/Kg | 10 | | 1 | 330018 | 01/09/24 | 01/10/24 | MES |
| Toxaphene | ND | | ug/Kg | 100 | | 1 | 330018 | 01/09/24 | 01/10/24 | MES |
| Chlordane (Technical) | ND | | ug/Kg | 51 | | 1 | 330018 | 01/09/24 | 01/10/24 | MES |
| **Surrogates** | | | | **Limits** | | | | | | |
| TCMX | 91% | | %REC | 23-120 | | 1 | 330018 | 01/09/24 | 01/10/24 | MES |
| Decachlorobiphenyl | 84% | | %REC | 24-120 | | 1 | 330018 | 01/09/24 | 01/10/24 | MES |
| Method: EPA 8260B<br>Prep Method: EPA 5030B | | | | | | | | | | |
| TPH Gasoline | ND | | ug/Kg | 100 | | 1 | 329942 | 01/06/24 | 01/06/24 | EJB |
| **Surrogates** | | | | **Limits** | | | | | | |
| Dibromofluoromethane | 103% | | %REC | 70-145 | | 1 | 329942 | 01/06/24 | 01/06/24 | EJB |
| 1,2-Dichloroethane-d4 | 109% | | %REC | 70-145 | | 1 | 329942 | 01/06/24 | 01/06/24 | EJB |
| Toluene-d8 | 107% | | %REC | 70-145 | | 1 | 329942 | 01/06/24 | 01/06/24 | EJB |
| Bromofluorobenzene | 104% | | %REC | 70-145 | | 1 | 329942 | 01/06/24 | 01/06/24 | EJB |



Results for any subcontracted analyses are not included in this section.

ENTHALPY ANALYTICAL

# Analysis Results for 499402

| Sample ID: DUP-5 | Lab ID: 499402-055 | Collected: 01/04/24 |
|---|---|---|
| | Matrix: Soil | |

| 499402-055 Analyte | Result | Qual | Units | RL | MDL | DF | Batch | Prepared | Analyzed | Chemist |
|---|---|---|---|---|---|---|---|---|---|---|
| Method: EPA 6020<br>Prep Method: EPA 3050B | | | | | | | | | | |
| Antimony | ND | | mg/Kg | 0.96 | | 0.96 | 329962 | 01/07/24 | 01/09/24 | DXC |
| Arsenic | **2.1** | | mg/Kg | 0.96 | | 0.96 | 329962 | 01/07/24 | 01/09/24 | DXC |
| Barium | **160** | | mg/Kg | 0.96 | | 0.96 | 329962 | 01/07/24 | 01/09/24 | DXC |
| Beryllium | ND | | mg/Kg | 0.96 | | 0.96 | 329962 | 01/07/24 | 01/09/24 | DXC |
| Cadmium | ND | | mg/Kg | 0.48 | | 0.96 | 329962 | 01/07/24 | 01/09/24 | DXC |
| Chromium | **59** | | mg/Kg | 0.96 | | 0.96 | 329962 | 01/07/24 | 01/09/24 | DXC |
| Cobalt | **13** | | mg/Kg | 0.96 | | 0.96 | 329962 | 01/07/24 | 01/09/24 | DXC |
| Copper | **34** | | mg/Kg | 0.96 | | 0.96 | 329962 | 01/07/24 | 01/09/24 | DXC |
| Lead | **5.3** | | mg/Kg | 0.48 | | 0.96 | 329962 | 01/07/24 | 01/09/24 | DXC |
| Molybdenum | ND | | mg/Kg | 0.96 | | 0.96 | 329962 | 01/07/24 | 01/09/24 | DXC |
| Nickel | **66** | | mg/Kg | 0.96 | | 0.96 | 329962 | 01/07/24 | 01/09/24 | DXC |
| Selenium | ND | | mg/Kg | 1.9 | | 0.96 | 329962 | 01/07/24 | 01/09/24 | DXC |
| Silver | ND | | mg/Kg | 0.48 | | 0.96 | 329962 | 01/07/24 | 01/09/24 | DXC |
| Thallium | **0.079** | J | mg/Kg | 0.96 | 0.031 | 0.96 | 329962 | 01/07/24 | 01/09/24 | DXC |
| Vanadium | **70** | | mg/Kg | 1.9 | | 0.96 | 329962 | 01/07/24 | 01/09/24 | DXC |
| Zinc | **46** | | mg/Kg | 4.8 | | 0.96 | 329962 | 01/07/24 | 01/09/24 | DXC |
| Method: EPA 7471A<br>Prep Method: METHOD | | | | | | | | | | |
| Mercury | ND | | mg/Kg | 0.16 | | 1.1 | 329974 | 01/08/24 | 01/09/24 | KAM |
| Method: EPA 8081A<br>Prep Method: EPA 3546 | | | | | | | | | | |
| alpha-BHC | ND | | ug/Kg | 51 | | 10 | 330118 | 01/09/24 | 01/10/24 | MES |
| beta-BHC | ND | | ug/Kg | 51 | | 10 | 330118 | 01/09/24 | 01/10/24 | MES |
| gamma-BHC | ND | | ug/Kg | 51 | | 10 | 330118 | 01/09/24 | 01/10/24 | MES |
| delta-BHC | ND | | ug/Kg | 51 | | 10 | 330118 | 01/09/24 | 01/10/24 | MES |
| Heptachlor | ND | | ug/Kg | 51 | | 10 | 330118 | 01/09/24 | 01/10/24 | MES |
| Aldrin | ND | | ug/Kg | 51 | | 10 | 330118 | 01/09/24 | 01/10/24 | MES |
| Heptachlor epoxide | ND | | ug/Kg | 51 | | 10 | 330118 | 01/09/24 | 01/10/24 | MES |
| Endosulfan I | ND | | ug/Kg | 51 | | 10 | 330118 | 01/09/24 | 01/10/24 | MES |
| Dieldrin | ND | | ug/Kg | 51 | | 10 | 330118 | 01/09/24 | 01/10/24 | MES |
| 4,4'-DDE | ND | | ug/Kg | 51 | | 10 | 330118 | 01/09/24 | 01/10/24 | MES |
| Endrin | ND | | ug/Kg | 51 | | 10 | 330118 | 01/09/24 | 01/10/24 | MES |
| Endosulfan II | ND | | ug/Kg | 51 | | 10 | 330118 | 01/09/24 | 01/10/24 | MES |
| Endosulfan sulfate | ND | | ug/Kg | 51 | | 10 | 330118 | 01/09/24 | 01/10/24 | MES |
| 4,4'-DDD | ND | | ug/Kg | 51 | | 10 | 330118 | 01/09/24 | 01/10/24 | MES |
| Endrin aldehyde | ND | | ug/Kg | 51 | | 10 | 330118 | 01/09/24 | 01/10/24 | MES |
| Endrin ketone | ND | | ug/Kg | 51 | | 10 | 330118 | 01/09/24 | 01/10/24 | MES |
| 4,4'-DDT | ND | | ug/Kg | 51 | | 10 | 330118 | 01/09/24 | 01/10/24 | MES |
| Methoxychlor | ND | | ug/Kg | 100 | | 10 | 330118 | 01/09/24 | 01/10/24 | MES |
| Toxaphene | ND | | ug/Kg | 1,000 | | 10 | 330118 | 01/09/24 | 01/10/24 | MES |
| Chlordane (Technical) | ND | | ug/Kg | 510 | | 10 | 330118 | 01/09/24 | 01/10/24 | MES |
| **Surrogates** | | | | **Limits** | | | | | | |
| TCMX | | DO | %REC | 23-120 | | 10 | 330118 | 01/09/24 | 01/10/24 | MES |
| Decachlorobiphenyl | | DO | %REC | 24-120 | | 10 | 330118 | 01/09/24 | 01/10/24 | MES |



Results for any subcontracted analyses are not included in this section.

# Analysis Results for 499402

| Sample ID: DUP-6 | Lab ID: 499402-056 | Collected: 01/04/24 |
|---|---|---|
| | Matrix: Soil | |

| 499402-056 Analyte | Result | Qual | Units | RL | MDL | DF | Batch | Prepared | Analyzed | Chemist |
|---|---|---|---|---|---|---|---|---|---|---|
| Method: EPA 8015M<br>Prep Method: EPA 3580M | | | | | | | | | | |
| DRO C10-C28 | **160** | | mg/Kg | 100 | | 10 | 329997 | 01/08/24 | 01/08/24 | SME |
| ORO C28-C44 | **1,200** | | mg/Kg | 200 | | 10 | 329997 | 01/08/24 | 01/08/24 | SME |
| **Surrogates** | | | | **Limits** | | | | | | |
| n-Triacontane | 108% | | %REC | 70-130 | | 10 | 329997 | 01/08/24 | 01/08/24 | SME |
| Method: EPA 8081A<br>Prep Method: EPA 3546 | | | | | | | | | | |
| alpha-BHC | ND | | ug/Kg | 51 | | 10 | 330118 | 01/09/24 | 01/10/24 | MES |
| beta-BHC | ND | | ug/Kg | 51 | | 10 | 330118 | 01/09/24 | 01/10/24 | MES |
| gamma-BHC | ND | | ug/Kg | 51 | | 10 | 330118 | 01/09/24 | 01/10/24 | MES |
| delta-BHC | ND | | ug/Kg | 51 | | 10 | 330118 | 01/09/24 | 01/10/24 | MES |
| Heptachlor | ND | | ug/Kg | 51 | | 10 | 330118 | 01/09/24 | 01/10/24 | MES |
| Aldrin | ND | | ug/Kg | 51 | | 10 | 330118 | 01/09/24 | 01/10/24 | MES |
| Heptachlor epoxide | ND | | ug/Kg | 51 | | 10 | 330118 | 01/09/24 | 01/10/24 | MES |
| Endosulfan I | ND | | ug/Kg | 51 | | 10 | 330118 | 01/09/24 | 01/10/24 | MES |
| Dieldrin | ND | | ug/Kg | 51 | | 10 | 330118 | 01/09/24 | 01/10/24 | MES |
| 4,4'-DDE | ND | | ug/Kg | 51 | | 10 | 330118 | 01/09/24 | 01/10/24 | MES |
| Endrin | ND | | ug/Kg | 51 | | 10 | 330118 | 01/09/24 | 01/10/24 | MES |
| Endosulfan II | ND | | ug/Kg | 51 | | 10 | 330118 | 01/09/24 | 01/10/24 | MES |
| Endosulfan sulfate | ND | | ug/Kg | 51 | | 10 | 330118 | 01/09/24 | 01/10/24 | MES |
| 4,4'-DDD | ND | | ug/Kg | 51 | | 10 | 330118 | 01/09/24 | 01/10/24 | MES |
| Endrin aldehyde | ND | | ug/Kg | 51 | | 10 | 330118 | 01/09/24 | 01/10/24 | MES |
| Endrin ketone | ND | | ug/Kg | 51 | | 10 | 330118 | 01/09/24 | 01/10/24 | MES |
| 4,4'-DDT | ND | | ug/Kg | 51 | | 10 | 330118 | 01/09/24 | 01/10/24 | MES |
| Methoxychlor | ND | | ug/Kg | 100 | | 10 | 330118 | 01/09/24 | 01/10/24 | MES |
| Toxaphene | ND | | ug/Kg | 1,000 | | 10 | 330118 | 01/09/24 | 01/10/24 | MES |
| Chlordane (Technical) | ND | | ug/Kg | 510 | | 10 | 330118 | 01/09/24 | 01/10/24 | MES |
| **Surrogates** | | | | **Limits** | | | | | | |
| TCMX | | DO | %REC | 23-120 | | 10 | 330118 | 01/09/24 | 01/10/24 | MES |
| Decachlorobiphenyl | | DO | %REC | 24-120 | | 10 | 330118 | 01/09/24 | 01/10/24 | MES |
| Method: EPA 8260B<br>Prep Method: EPA 5030B | | | | | | | | | | |
| TPH Gasoline | ND | | ug/Kg | 100 | | 1 | 329942 | 01/06/24 | 01/06/24 | EJB |
| **Surrogates** | | | | **Limits** | | | | | | |
| Dibromofluoromethane | 102% | | %REC | 70-145 | | 1 | 329942 | 01/06/24 | 01/06/24 | EJB |
| 1,2-Dichloroethane-d4 | 109% | | %REC | 70-145 | | 1 | 329942 | 01/06/24 | 01/06/24 | EJB |
| Toluene-d8 | 109% | | %REC | 70-145 | | 1 | 329942 | 01/06/24 | 01/06/24 | EJB |
| Bromofluorobenzene | 107% | | %REC | 70-145 | | 1 | 329942 | 01/06/24 | 01/06/24 | EJB |

B Contamination found in associated Method Blank
C Presence confirmed, but RPD between columns exceeds 40%
DO Diluted Out
J Estimated value
ND Not Detected



Results for any subcontracted analyses are not included in this section.

ENTHALPY ANALYTICAL

# Batch QC

| Type: Blank | Lab ID: QC1118323 | Batch: 329961 |
|---|---|---|
| Matrix: Soil | Method: EPA 6020 | Prep Method: EPA 3050B |

| QC1118323 Analyte | Result | Qual | Units | RL | MDL | Prepared | Analyzed |
|---|---|---|---|---|---|---|---|
| Antimony | ND | | mg/Kg | 1.0 | | 01/07/24 | 01/08/24 |
| Arsenic | ND | | mg/Kg | 1.0 | | 01/07/24 | 01/08/24 |
| Barium | ND | | mg/Kg | 1.0 | | 01/07/24 | 01/08/24 |
| Beryllium | ND | | mg/Kg | 1.0 | | 01/07/24 | 01/08/24 |
| Cadmium | ND | | mg/Kg | 0.50 | | 01/07/24 | 01/08/24 |
| Chromium | ND | | mg/Kg | 1.0 | | 01/07/24 | 01/08/24 |
| Cobalt | ND | | mg/Kg | 1.0 | | 01/07/24 | 01/08/24 |
| Copper | ND | | mg/Kg | 1.0 | | 01/07/24 | 01/08/24 |
| Lead | ND | | mg/Kg | 0.50 | | 01/07/24 | 01/08/24 |
| Molybdenum | ND | | mg/Kg | 1.0 | | 01/07/24 | 01/08/24 |
| Nickel | ND | | mg/Kg | 1.0 | | 01/07/24 | 01/08/24 |
| Selenium | ND | | mg/Kg | 2.0 | | 01/07/24 | 01/08/24 |
| Silver | ND | | mg/Kg | 0.50 | | 01/07/24 | 01/08/24 |
| Thallium | ND | | mg/Kg | 1.0 | 0.033 | 01/07/24 | 01/08/24 |
| Vanadium | ND | | mg/Kg | 2.0 | | 01/07/24 | 01/08/24 |
| Zinc | ND | | mg/Kg | 5.0 | | 01/07/24 | 01/08/24 |

| Type: Lab Control Sample | Lab ID: QC1118324 | Batch: 329961 |
|---|---|---|
| Matrix: Soil | Method: EPA 6020 | Prep Method: EPA 3050B |

| QC1118324 Analyte | Result | Spiked | Units | Recovery | Qual | Limits |
|---|---|---|---|---|---|---|
| Antimony | 104.8 | 100.0 | mg/Kg | 105% | | 80-120 |
| Arsenic | 100.1 | 100.0 | mg/Kg | 100% | | 80-120 |
| Barium | 99.49 | 100.0 | mg/Kg | 99% | | 80-120 |
| Beryllium | 101.2 | 100.0 | mg/Kg | 101% | | 80-120 |
| Cadmium | 102.1 | 100.0 | mg/Kg | 102% | | 80-120 |
| Chromium | 103.6 | 100.0 | mg/Kg | 104% | | 80-120 |
| Cobalt | 110.8 | 100.0 | mg/Kg | 111% | | 80-120 |
| Copper | 109.8 | 100.0 | mg/Kg | 110% | | 80-120 |
| Lead | 102.5 | 100.0 | mg/Kg | 102% | | 80-120 |
| Molybdenum | 97.68 | 100.0 | mg/Kg | 98% | | 80-120 |
| Nickel | 108.4 | 100.0 | mg/Kg | 108% | | 80-120 |
| Selenium | 99.45 | 100.0 | mg/Kg | 99% | | 80-120 |
| Silver | 50.54 | 50.00 | mg/Kg | 101% | | 80-120 |
| Thallium | 101.8 | 100.0 | mg/Kg | 102% | | 80-120 |
| Vanadium | 102.6 | 100.0 | mg/Kg | 103% | | 80-120 |
| Zinc | 101.2 | 100.0 | mg/Kg | 101% | | 80-120 |

ENTHALPY ANALYTICAL

# Batch QC

| Type: | Matrix Spike | Lab ID: | QC1118325 | Batch: | 329961 |
|---|---|---|---|---|---|
| Matrix (Source ID): | Soil (499402-012) | Method: | EPA 6020 | Prep Method: | EPA 3050B |

| QC1118325 Analyte | Result | Source Sample Result | Spiked | Units | Recovery | Qual | Limits | DF |
|---|---|---|---|---|---|---|---|---|
| Antimony | 35.27 | 0.2556 | 97.09 | mg/Kg | 36% | * | 75-125 | 0.97 |
| Arsenic | 118.1 | 14.86 | 97.09 | mg/Kg | 106% | | 75-125 | 0.97 |
| Barium | 282.2 | 156.1 | 97.09 | mg/Kg | 130% | * | 75-125 | 0.97 |
| Beryllium | 101.7 | 0.6006 | 97.09 | mg/Kg | 104% | | 75-125 | 0.97 |
| Cadmium | 98.86 | 0.1964 | 97.09 | mg/Kg | 102% | | 75-125 | 0.97 |
| Chromium | 162.7 | 56.96 | 97.09 | mg/Kg | 109% | | 75-125 | 0.97 |
| Cobalt | 117.5 | 13.91 | 97.09 | mg/Kg | 107% | | 75-125 | 0.97 |
| Copper | 137.5 | 33.05 | 97.09 | mg/Kg | 108% | | 75-125 | 0.97 |
| Lead | 115.1 | 18.89 | 97.09 | mg/Kg | 99% | | 75-125 | 0.97 |
| Molybdenum | 84.14 | 0.5400 | 97.09 | mg/Kg | 86% | | 75-125 | 0.97 |
| Nickel | 187.4 | 89.38 | 97.09 | mg/Kg | 101% | | 75-125 | 0.97 |
| Selenium | 97.08 | 1.718 | 97.09 | mg/Kg | 98% | | 75-125 | 0.97 |
| Silver | 48.11 | ND | 48.54 | mg/Kg | 99% | | 75-125 | 0.97 |
| Thallium | 97.85 | 0.2263 | 97.09 | mg/Kg | 101% | | 75-125 | 0.97 |
| Vanadium | 155.3 | 45.09 | 97.09 | mg/Kg | 114% | | 75-125 | 0.97 |
| Zinc | 200.0 | 115.5 | 97.09 | mg/Kg | 87% | | 75-125 | 0.97 |

| Type: | Matrix Spike Duplicate | Lab ID: | QC1118326 | Batch: | 329961 |
|---|---|---|---|---|---|
| Matrix (Source ID): | Soil (499402-012) | Method: | EPA 6020 | Prep Method: | EPA 3050B |

| QC1118326 Analyte | Result | Source Sample Result | Spiked | Units | Recovery | Qual | Limits | RPD | RPD Lim | DF |
|---|---|---|---|---|---|---|---|---|---|---|
| Antimony | 34.52 | 0.2556 | 95.24 | mg/Kg | 36% | * | 75-125 | 0 | 20 | 0.95 |
| Arsenic | 112.4 | 14.86 | 95.24 | mg/Kg | 102% | | 75-125 | 3 | 20 | 0.95 |
| Barium | 269.3 | 156.1 | 95.24 | mg/Kg | 119% | | 75-125 | 4 | 20 | 0.95 |
| Beryllium | 97.99 | 0.6006 | 95.24 | mg/Kg | 102% | | 75-125 | 2 | 20 | 0.95 |
| Cadmium | 97.40 | 0.1964 | 95.24 | mg/Kg | 102% | | 75-125 | 0 | 20 | 0.95 |
| Chromium | 162.0 | 56.96 | 95.24 | mg/Kg | 110% | | 75-125 | 1 | 20 | 0.95 |
| Cobalt | 113.9 | 13.91 | 95.24 | mg/Kg | 105% | | 75-125 | 1 | 20 | 0.95 |
| Copper | 133.7 | 33.05 | 95.24 | mg/Kg | 106% | | 75-125 | 1 | 20 | 0.95 |
| Lead | 118.5 | 18.89 | 95.24 | mg/Kg | 105% | | 75-125 | 5 | 20 | 0.95 |
| Molybdenum | 82.12 | 0.5400 | 95.24 | mg/Kg | 86% | | 75-125 | 1 | 20 | 0.95 |
| Nickel | 189.3 | 89.38 | 95.24 | mg/Kg | 105% | | 75-125 | 2 | 20 | 0.95 |
| Selenium | 94.66 | 1.718 | 95.24 | mg/Kg | 98% | | 75-125 | 1 | 20 | 0.95 |
| Silver | 47.31 | ND | 47.62 | mg/Kg | 99% | | 75-125 | 0 | 20 | 0.95 |
| Thallium | 96.32 | 0.2263 | 95.24 | mg/Kg | 101% | | 75-125 | 0 | 20 | 0.95 |
| Vanadium | 149.1 | 45.09 | 95.24 | mg/Kg | 109% | | 75-125 | 3 | 20 | 0.95 |
| Zinc | 211.2 | 115.5 | 95.24 | mg/Kg | 100% | | 75-125 | 6 | 20 | 0.95 |

ENTHALPY ANALYTICAL

# Batch QC

| Type: | Post Digest Spike | Lab ID: | QC1118331 | Batch: | 329961 |
|---|---|---|---|---|---|
| Matrix (Source ID): | Soil (499402-012) | Method: | EPA 6020 | Prep Method: | EPA 3050B |

| QC1118331 Analyte | Result | Source Sample Result | Spiked | Units | Recovery | Qual | Limits | DF |
|---|---|---|---|---|---|---|---|---|
| Antimony | 102.8 | 0.2556 | 97.09 | mg/Kg | 106% | | 75-125 | 0.97 |
| Arsenic | 111.9 | 14.86 | 97.09 | mg/Kg | 100% | | 75-125 | 0.97 |
| Barium | 247.8 | 156.1 | 97.09 | mg/Kg | 94% | | 75-125 | 0.97 |
| Beryllium | 97.95 | 0.6006 | 97.09 | mg/Kg | 100% | | 75-125 | 0.97 |
| Cadmium | 99.08 | 0.1964 | 97.09 | mg/Kg | 102% | | 75-125 | 0.97 |
| Chromium | 149.3 | 56.96 | 97.09 | mg/Kg | 95% | | 75-125 | 0.97 |
| Cobalt | 113.9 | 13.91 | 97.09 | mg/Kg | 103% | | 75-125 | 0.97 |
| Copper | 131.2 | 33.05 | 97.09 | mg/Kg | 101% | | 75-125 | 0.97 |
| Lead | 115.5 | 18.89 | 97.09 | mg/Kg | 100% | | 75-125 | 0.97 |
| Molybdenum | 88.63 | 0.5400 | 97.09 | mg/Kg | 91% | | 75-125 | 0.97 |
| Nickel | 186.9 | 89.38 | 97.09 | mg/Kg | 100% | | 75-125 | 0.97 |
| Selenium | 97.01 | 1.718 | 97.09 | mg/Kg | 98% | | 75-125 | 0.97 |
| Silver | 48.45 | ND | 48.54 | mg/Kg | 100% | | 75-125 | 0.97 |
| Thallium | 97.25 | 0.2263 | 97.09 | mg/Kg | 100% | | 75-125 | 0.97 |
| Vanadium | 138.9 | 45.09 | 97.09 | mg/Kg | 97% | | 75-125 | 0.97 |
| Zinc | 210.1 | 115.5 | 97.09 | mg/Kg | 97% | | 75-125 | 0.97 |

| Type: | Blank | Lab ID: | QC1118327 | Batch: | 329962 |
|---|---|---|---|---|---|
| Matrix: | Soil | Method: | EPA 6020 | Prep Method: | EPA 3050B |

| QC1118327 Analyte | Result | Qual | Units | RL | MDL | Prepared | Analyzed |
|---|---|---|---|---|---|---|---|
| Antimony | ND | | mg/Kg | 1.0 | | 01/07/24 | 01/09/24 |
| Arsenic | ND | | mg/Kg | 1.0 | | 01/07/24 | 01/09/24 |
| Barium | ND | | mg/Kg | 1.0 | | 01/07/24 | 01/09/24 |
| Beryllium | ND | | mg/Kg | 1.0 | | 01/07/24 | 01/09/24 |
| Cadmium | ND | | mg/Kg | 0.50 | | 01/07/24 | 01/09/24 |
| Chromium | ND | | mg/Kg | 1.0 | | 01/07/24 | 01/09/24 |
| Cobalt | ND | | mg/Kg | 1.0 | | 01/07/24 | 01/09/24 |
| Copper | ND | | mg/Kg | 1.0 | | 01/07/24 | 01/09/24 |
| Lead | ND | | mg/Kg | 0.50 | | 01/07/24 | 01/09/24 |
| Molybdenum | ND | | mg/Kg | 1.0 | | 01/07/24 | 01/09/24 |
| Nickel | ND | | mg/Kg | 1.0 | | 01/07/24 | 01/09/24 |
| Selenium | ND | | mg/Kg | 2.0 | | 01/07/24 | 01/09/24 |
| Silver | ND | | mg/Kg | 0.50 | | 01/07/24 | 01/09/24 |
| Thallium | ND | | mg/Kg | 1.0 | 0.033 | 01/07/24 | 01/09/24 |
| Vanadium | ND | | mg/Kg | 2.0 | | 01/07/24 | 01/09/24 |
| Zinc | ND | | mg/Kg | 5.0 | | 01/07/24 | 01/09/24 |

ENTHALPY ANALYTICAL

# Batch QC

| | | | | | |
|---|---|---|---|---|---|
| **Type:** | **Lab Control Sample** | **Lab ID:** | **QC1118328** | **Batch:** | **329962** |
| **Matrix:** | **Soil** | **Method:** | **EPA 6020** | **Prep Method:** | **EPA 3050B** |

| QC1118328 Analyte | Result | Spiked | Units | Recovery | Qual | Limits |
|---|---|---|---|---|---|---|
| Antimony | 103.3 | 100.0 | mg/Kg | 103% | | 80-120 |
| Arsenic | 99.20 | 100.0 | mg/Kg | 99% | | 80-120 |
| Barium | 98.87 | 100.0 | mg/Kg | 99% | | 80-120 |
| Beryllium | 97.49 | 100.0 | mg/Kg | 97% | | 80-120 |
| Cadmium | 101.3 | 100.0 | mg/Kg | 101% | | 80-120 |
| Chromium | 97.42 | 100.0 | mg/Kg | 97% | | 80-120 |
| Cobalt | 105.0 | 100.0 | mg/Kg | 105% | | 80-120 |
| Copper | 103.5 | 100.0 | mg/Kg | 104% | | 80-120 |
| Lead | 99.44 | 100.0 | mg/Kg | 99% | | 80-120 |
| Molybdenum | 95.48 | 100.0 | mg/Kg | 95% | | 80-120 |
| Nickel | 102.2 | 100.0 | mg/Kg | 102% | | 80-120 |
| Selenium | 99.63 | 100.0 | mg/Kg | 100% | | 80-120 |
| Silver | 50.18 | 50.00 | mg/Kg | 100% | | 80-120 |
| Thallium | 98.99 | 100.0 | mg/Kg | 99% | | 80-120 |
| Vanadium | 97.59 | 100.0 | mg/Kg | 98% | | 80-120 |
| Zinc | 98.77 | 100.0 | mg/Kg | 99% | | 80-120 |

| | | | | | |
|---|---|---|---|---|---|
| **Type:** | **Matrix Spike** | **Lab ID:** | **QC1118329** | **Batch:** | **329962** |
| **Matrix (Source ID):** | **Soil (499402-047)** | **Method:** | **EPA 6020** | **Prep Method:** | **EPA 3050B** |

| QC1118329 Analyte | Result | Source Sample Result | Spiked | Units | Recovery | Qual | Limits | DF |
|---|---|---|---|---|---|---|---|---|
| Antimony | 33.88 | ND | 96.15 | mg/Kg | 35% | * | 75-125 | 0.96 |
| Arsenic | 98.32 | 2.369 | 96.15 | mg/Kg | 100% | | 75-125 | 0.96 |
| Barium | 257.3 | 139.4 | 96.15 | mg/Kg | 123% | | 75-125 | 0.96 |
| Beryllium | 96.55 | 0.2867 | 96.15 | mg/Kg | 100% | | 75-125 | 0.96 |
| Cadmium | 97.37 | 0.1446 | 96.15 | mg/Kg | 101% | | 75-125 | 0.96 |
| Chromium | 142.1 | 39.30 | 96.15 | mg/Kg | 107% | | 75-125 | 0.96 |
| Cobalt | 111.2 | 10.54 | 96.15 | mg/Kg | 105% | | 75-125 | 0.96 |
| Copper | 131.2 | 28.93 | 96.15 | mg/Kg | 106% | | 75-125 | 0.96 |
| Lead | 101.1 | 5.534 | 96.15 | mg/Kg | 99% | | 75-125 | 0.96 |
| Molybdenum | 83.62 | 0.6219 | 96.15 | mg/Kg | 86% | | 75-125 | 0.96 |
| Nickel | 163.5 | 60.60 | 96.15 | mg/Kg | 107% | | 75-125 | 0.96 |
| Selenium | 97.02 | ND | 96.15 | mg/Kg | 101% | | 75-125 | 0.96 |
| Silver | 47.46 | 0.07332 | 48.08 | mg/Kg | 99% | | 75-125 | 0.96 |
| Thallium | 95.07 | 0.2004 | 96.15 | mg/Kg | 99% | | 75-125 | 0.96 |
| Vanadium | 164.0 | 50.75 | 96.15 | mg/Kg | 118% | | 75-125 | 0.96 |
| Zinc | 140.6 | 40.26 | 96.15 | mg/Kg | 104% | | 75-125 | 0.96 |

ENTHALPY ANALYTICAL

# Batch QC

| Type: | Matrix Spike Duplicate | Lab ID: | QC1118330 | Batch: | 329962 |
|---|---|---|---|---|---|
| Matrix (Source ID): | Soil (499402-047) | Method: | EPA 6020 | Prep Method: | EPA 3050B |

| QC1118330 Analyte | Result | Source Sample Result | Spiked | Units | Recovery | Qual | Limits | RPD | RPD Lim | DF |
|---|---|---|---|---|---|---|---|---|---|---|
| Antimony | 38.89 | ND | 98.04 | mg/Kg | 40% | * | 75-125 | 12 | 20 | 0.98 |
| Arsenic | 99.40 | 2.369 | 98.04 | mg/Kg | 99% | | 75-125 | 1 | 20 | 0.98 |
| Barium | 233.4 | 139.4 | 98.04 | mg/Kg | 96% | | 75-125 | 11 | 20 | 0.98 |
| Beryllium | 99.67 | 0.2867 | 98.04 | mg/Kg | 101% | | 75-125 | 1 | 20 | 0.98 |
| Cadmium | 98.23 | 0.1446 | 98.04 | mg/Kg | 100% | | 75-125 | 1 | 20 | 0.98 |
| Chromium | 192.6 | 39.30 | 98.04 | mg/Kg | 156% | * | 75-125 | 29* | 20 | 0.98 |
| Cobalt | 115.8 | 10.54 | 98.04 | mg/Kg | 107% | | 75-125 | 2 | 20 | 0.98 |
| Copper | 129.9 | 28.93 | 98.04 | mg/Kg | 103% | | 75-125 | 2 | 20 | 0.98 |
| Lead | 105.5 | 5.534 | 98.04 | mg/Kg | 102% | | 75-125 | 2 | 20 | 0.98 |
| Molybdenum | 86.13 | 0.6219 | 98.04 | mg/Kg | 87% | | 75-125 | 1 | 20 | 0.98 |
| Nickel | 206.5 | 60.60 | 98.04 | mg/Kg | 149% | * | 75-125 | 22* | 20 | 0.98 |
| Selenium | 99.40 | ND | 98.04 | mg/Kg | 101% | | 75-125 | 0 | 20 | 0.98 |
| Silver | 47.82 | 0.07332 | 49.02 | mg/Kg | 97% | | 75-125 | 1 | 20 | 0.98 |
| Thallium | 98.21 | 0.2004 | 98.04 | mg/Kg | 100% | | 75-125 | 1 | 20 | 0.98 |
| Vanadium | 153.9 | 50.75 | 98.04 | mg/Kg | 105% | | 75-125 | 8 | 20 | 0.98 |
| Zinc | 135.4 | 40.26 | 98.04 | mg/Kg | 97% | | 75-125 | 5 | 20 | 0.98 |

| Type: | Post Digest Spike | Lab ID: | QC1118332 | Batch: | 329962 |
|---|---|---|---|---|---|
| Matrix (Source ID): | Soil (499402-047) | Method: | EPA 6020 | Prep Method: | EPA 3050B |

| QC1118332 Analyte | Result | Source Sample Result | Spiked | Units | Recovery | Qual | Limits | DF |
|---|---|---|---|---|---|---|---|---|
| Antimony | 104.9 | ND | 99.01 | mg/Kg | 106% | | 75-125 | 0.99 |
| Arsenic | 100.6 | 2.369 | 99.01 | mg/Kg | 99% | | 75-125 | 0.99 |
| Barium | 237.1 | 139.4 | 99.01 | mg/Kg | 99% | | 75-125 | 0.99 |
| Beryllium | 97.19 | 0.2867 | 99.01 | mg/Kg | 98% | | 75-125 | 0.99 |
| Cadmium | 101.1 | 0.1446 | 99.01 | mg/Kg | 102% | | 75-125 | 0.99 |
| Chromium | 133.5 | 39.30 | 99.01 | mg/Kg | 95% | | 75-125 | 0.99 |
| Cobalt | 112.1 | 10.54 | 99.01 | mg/Kg | 103% | | 75-125 | 0.99 |
| Copper | 127.9 | 28.93 | 99.01 | mg/Kg | 100% | | 75-125 | 0.99 |
| Lead | 102.9 | 5.534 | 99.01 | mg/Kg | 98% | | 75-125 | 0.99 |
| Molybdenum | 89.34 | 0.6219 | 99.01 | mg/Kg | 90% | | 75-125 | 0.99 |
| Nickel | 157.9 | 60.60 | 99.01 | mg/Kg | 98% | | 75-125 | 0.99 |
| Selenium | 100.2 | ND | 99.01 | mg/Kg | 101% | | 75-125 | 0.99 |
| Silver | 50.08 | 0.07332 | 49.50 | mg/Kg | 101% | | 75-125 | 0.99 |
| Thallium | 98.14 | 0.2004 | 99.01 | mg/Kg | 99% | | 75-125 | 0.99 |
| Vanadium | 144.4 | 50.75 | 99.01 | mg/Kg | 95% | | 75-125 | 0.99 |
| Zinc | 135.1 | 40.26 | 99.01 | mg/Kg | 96% | | 75-125 | 0.99 |

ENTHALPY ANALYTICAL

# Batch QC

| Type: Blank | Lab ID: QC1118338 | Batch: 329964 |
|---|---|---|
| Matrix: Soil | Method: EPA 6020 | Prep Method: EPA 3050B |

| QC1118338 Analyte | Result | Qual | Units | RL | MDL | Prepared | Analyzed |
|---|---|---|---|---|---|---|---|
| Antimony | ND | | mg/Kg | 1.0 | | 01/07/24 | 01/09/24 |
| Arsenic | ND | | mg/Kg | 1.0 | | 01/07/24 | 01/09/24 |
| Barium | ND | | mg/Kg | 1.0 | | 01/07/24 | 01/09/24 |
| Beryllium | ND | | mg/Kg | 1.0 | | 01/07/24 | 01/09/24 |
| Cadmium | ND | | mg/Kg | 0.50 | | 01/07/24 | 01/09/24 |
| Chromium | ND | | mg/Kg | 1.0 | | 01/07/24 | 01/09/24 |
| Cobalt | ND | | mg/Kg | 1.0 | | 01/07/24 | 01/09/24 |
| Copper | ND | | mg/Kg | 1.0 | | 01/07/24 | 01/09/24 |
| Lead | ND | | mg/Kg | 0.50 | | 01/07/24 | 01/09/24 |
| Molybdenum | ND | | mg/Kg | 1.0 | | 01/07/24 | 01/09/24 |
| Nickel | ND | | mg/Kg | 1.0 | | 01/07/24 | 01/09/24 |
| Selenium | ND | | mg/Kg | 2.0 | | 01/07/24 | 01/09/24 |
| Silver | ND | | mg/Kg | 0.50 | | 01/07/24 | 01/09/24 |
| Thallium | 0.044 | J | mg/Kg | 1.0 | 0.033 | 01/07/24 | 01/09/24 |
| Vanadium | ND | | mg/Kg | 2.0 | | 01/07/24 | 01/09/24 |
| Zinc | ND | | mg/Kg | 5.0 | | 01/07/24 | 01/09/24 |

| Type: Lab Control Sample | Lab ID: QC1118339 | Batch: 329964 |
|---|---|---|
| Matrix: Soil | Method: EPA 6020 | Prep Method: EPA 3050B |

| QC1118339 Analyte | Result | Spiked | Units | Recovery | Qual | Limits |
|---|---|---|---|---|---|---|
| Antimony | 101.2 | 100.0 | mg/Kg | 101% | | 80-120 |
| Arsenic | 99.92 | 100.0 | mg/Kg | 100% | | 80-120 |
| Barium | 95.34 | 100.0 | mg/Kg | 95% | | 80-120 |
| Beryllium | 97.54 | 100.0 | mg/Kg | 98% | | 80-120 |
| Cadmium | 98.35 | 100.0 | mg/Kg | 98% | | 80-120 |
| Chromium | 101.3 | 100.0 | mg/Kg | 101% | | 80-120 |
| Cobalt | 109.3 | 100.0 | mg/Kg | 109% | | 80-120 |
| Copper | 107.8 | 100.0 | mg/Kg | 108% | | 80-120 |
| Lead | 99.41 | 100.0 | mg/Kg | 99% | | 80-120 |
| Molybdenum | 92.28 | 100.0 | mg/Kg | 92% | | 80-120 |
| Nickel | 106.9 | 100.0 | mg/Kg | 107% | | 80-120 |
| Selenium | 101.4 | 100.0 | mg/Kg | 101% | | 80-120 |
| Silver | 47.91 | 50.00 | mg/Kg | 96% | | 80-120 |
| Thallium | 98.84 | 100.0 | mg/Kg | 99% | | 80-120 |
| Vanadium | 100.8 | 100.0 | mg/Kg | 101% | | 80-120 |
| Zinc | 99.20 | 100.0 | mg/Kg | 99% | | 80-120 |

ENTHALPY ANALYTICAL

# Batch QC

| Type: | Matrix Spike | Lab ID: | QC1118340 | Batch: | 329964 |
|---|---|---|---|---|---|
| Matrix (Source ID): | Soil (499484-001) | Method: | EPA 6020 | Prep Method: | EPA 3050B |

| QC1118340 Analyte | Result | Source Sample Result | Spiked | Units | Recovery | Qual | Limits | DF |
|---|---|---|---|---|---|---|---|---|
| Antimony | 70.31 | ND | 99.01 | mg/Kg | 71% | * | 75-125 | 0.99 |
| Arsenic | 105.7 | 4.934 | 99.01 | mg/Kg | 102% | | 75-125 | 0.99 |
| Barium | 159.4 | 52.82 | 99.01 | mg/Kg | 108% | | 75-125 | 0.99 |
| Beryllium | 101.3 | 0.1693 | 99.01 | mg/Kg | 102% | | 75-125 | 0.99 |
| Cadmium | 100.5 | ND | 99.01 | mg/Kg | 102% | | 75-125 | 0.99 |
| Chromium | 118.3 | 27.06 | 99.01 | mg/Kg | 92% | | 75-125 | 0.99 |
| Cobalt | 113.3 | 4.722 | 99.01 | mg/Kg | 110% | | 75-125 | 0.99 |
| Copper | 119.4 | 13.50 | 99.01 | mg/Kg | 107% | | 75-125 | 0.99 |
| Lead | 112.6 | 8.963 | 99.01 | mg/Kg | 105% | | 75-125 | 0.99 |
| Molybdenum | 87.28 | 0.7627 | 99.01 | mg/Kg | 87% | | 75-125 | 0.99 |
| Nickel | 120.4 | 17.72 | 99.01 | mg/Kg | 104% | | 75-125 | 0.99 |
| Selenium | 102.6 | 0.7650 | 99.01 | mg/Kg | 103% | | 75-125 | 0.99 |
| Silver | 49.29 | 0.04425 | 49.50 | mg/Kg | 99% | | 75-125 | 0.99 |
| Thallium | 99.45 | 0.1960 | 99.01 | mg/Kg | 100% | | 75-125 | 0.99 |
| Vanadium | 133.2 | 30.39 | 99.01 | mg/Kg | 104% | | 75-125 | 0.99 |
| Zinc | 183.5 | 54.40 | 99.01 | mg/Kg | 130% | * | 75-125 | 0.99 |

| Type: | Matrix Spike Duplicate | Lab ID: | QC1118341 | Batch: | 329964 |
|---|---|---|---|---|---|
| Matrix (Source ID): | Soil (499484-001) | Method: | EPA 6020 | Prep Method: | EPA 3050B |

| QC1118341 Analyte | Result | Source Sample Result | Spiked | Units | Recovery | Qual | Limits | RPD | RPD Lim | DF |
|---|---|---|---|---|---|---|---|---|---|---|
| Antimony | 66.18 | ND | 95.24 | mg/Kg | 69% | * | 75-125 | 2 | 20 | 0.95 |
| Arsenic | 101.8 | 4.934 | 95.24 | mg/Kg | 102% | | 75-125 | 0 | 20 | 0.95 |
| Barium | 185.3 | 52.82 | 95.24 | mg/Kg | 139% | * | 75-125 | 18 | 20 | 0.95 |
| Beryllium | 97.51 | 0.1693 | 95.24 | mg/Kg | 102% | | 75-125 | 0 | 20 | 0.95 |
| Cadmium | 100.9 | ND | 95.24 | mg/Kg | 106% | | 75-125 | 4 | 20 | 0.95 |
| Chromium | 115.5 | 27.06 | 95.24 | mg/Kg | 93% | | 75-125 | 1 | 20 | 0.95 |
| Cobalt | 108.5 | 4.722 | 95.24 | mg/Kg | 109% | | 75-125 | 1 | 20 | 0.95 |
| Copper | 115.9 | 13.50 | 95.24 | mg/Kg | 108% | | 75-125 | 0 | 20 | 0.95 |
| Lead | 108.5 | 8.963 | 95.24 | mg/Kg | 105% | | 75-125 | 0 | 20 | 0.95 |
| Molybdenum | 89.15 | 0.7627 | 95.24 | mg/Kg | 93% | | 75-125 | 6 | 20 | 0.95 |
| Nickel | 116.4 | 17.72 | 95.24 | mg/Kg | 104% | | 75-125 | 0 | 20 | 0.95 |
| Selenium | 99.36 | 0.7650 | 95.24 | mg/Kg | 104% | | 75-125 | 1 | 20 | 0.95 |
| Silver | 48.96 | 0.04425 | 47.62 | mg/Kg | 103% | | 75-125 | 3 | 20 | 0.95 |
| Thallium | 96.46 | 0.1960 | 95.24 | mg/Kg | 101% | | 75-125 | 1 | 20 | 0.95 |
| Vanadium | 130.2 | 30.39 | 95.24 | mg/Kg | 105% | | 75-125 | 1 | 20 | 0.95 |
| Zinc | 206.8 | 54.40 | 95.24 | mg/Kg | 160% | * | 75-125 | 14 | 20 | 0.95 |

ENTHALPY ANALYTICAL

# Batch QC

| Type: | Post Digest Spike | Lab ID: | QC1118342 | Batch: | 329964 |
|---|---|---|---|---|---|
| Matrix (Source ID): | Soil (499484-001) | Method: | EPA 6020 | Prep Method: | EPA 3050B |

| QC1118342 Analyte | Result | Source Sample Result | Spiked | Units | Recovery | Qual | Limits | DF |
|---|---|---|---|---|---|---|---|---|
| Antimony | 100.2 | ND | 97.09 | mg/Kg | 103% | | 75-125 | 0.97 |
| Arsenic | 100.7 | 4.934 | 97.09 | mg/Kg | 99% | | 75-125 | 0.97 |
| Barium | 148.5 | 52.82 | 97.09 | mg/Kg | 99% | | 75-125 | 0.97 |
| Beryllium | 95.19 | 0.1693 | 97.09 | mg/Kg | 98% | | 75-125 | 0.97 |
| Cadmium | 96.97 | ND | 97.09 | mg/Kg | 100% | | 75-125 | 0.97 |
| Chromium | 124.4 | 27.06 | 97.09 | mg/Kg | 100% | | 75-125 | 0.97 |
| Cobalt | 109.7 | 4.722 | 97.09 | mg/Kg | 108% | | 75-125 | 0.97 |
| Copper | 117.1 | 13.50 | 97.09 | mg/Kg | 107% | | 75-125 | 0.97 |
| Lead | 103.6 | 8.963 | 97.09 | mg/Kg | 97% | | 75-125 | 0.97 |
| Molybdenum | 89.60 | 0.7627 | 97.09 | mg/Kg | 91% | | 75-125 | 0.97 |
| Nickel | 120.2 | 17.72 | 97.09 | mg/Kg | 106% | | 75-125 | 0.97 |
| Selenium | 98.36 | 0.7650 | 97.09 | mg/Kg | 101% | | 75-125 | 0.97 |
| Silver | 46.74 | 0.04425 | 48.54 | mg/Kg | 96% | | 75-125 | 0.97 |
| Thallium | 95.28 | 0.1960 | 97.09 | mg/Kg | 98% | | 75-125 | 0.97 |
| Vanadium | 127.3 | 30.39 | 97.09 | mg/Kg | 100% | | 75-125 | 0.97 |
| Zinc | 149.8 | 54.40 | 97.09 | mg/Kg | 98% | | 75-125 | 0.97 |

| Type: | Blank | Lab ID: | QC1121626 | Batch: | 330965 |
|---|---|---|---|---|---|
| Matrix: | Soil | Method: | EPA 6020 | Prep Method: | EPA 3050B |

| QC1121626 Analyte | Result | Qual | Units | RL | MDL | Prepared | Analyzed |
|---|---|---|---|---|---|---|---|
| Antimony | ND | | mg/Kg | 1.0 | | 01/19/24 | 01/22/24 |
| Arsenic | ND | | mg/Kg | 1.0 | | 01/19/24 | 01/22/24 |
| Barium | ND | | mg/Kg | 1.0 | | 01/19/24 | 01/22/24 |
| Beryllium | ND | | mg/Kg | 1.0 | | 01/19/24 | 01/22/24 |
| Cadmium | ND | | mg/Kg | 0.50 | | 01/19/24 | 01/22/24 |
| Chromium | ND | | mg/Kg | 1.0 | | 01/19/24 | 01/22/24 |
| Cobalt | ND | | mg/Kg | 1.0 | | 01/19/24 | 01/22/24 |
| Copper | ND | | mg/Kg | 1.0 | | 01/19/24 | 01/22/24 |
| Lead | ND | | mg/Kg | 0.50 | | 01/19/24 | 01/22/24 |
| Molybdenum | ND | | mg/Kg | 1.0 | | 01/19/24 | 01/22/24 |
| Nickel | ND | | mg/Kg | 1.0 | | 01/19/24 | 01/22/24 |
| Selenium | ND | | mg/Kg | 2.0 | | 01/19/24 | 01/22/24 |
| Silver | ND | | mg/Kg | 0.50 | | 01/19/24 | 01/22/24 |
| Thallium | 0.077 | J | mg/Kg | 1.0 | 0.033 | 01/19/24 | 01/22/24 |
| Vanadium | ND | | mg/Kg | 2.0 | | 01/19/24 | 01/22/24 |
| Zinc | ND | | mg/Kg | 5.0 | | 01/19/24 | 01/22/24 |

ENTHALPY ANALYTICAL

# Batch QC

| Type: Lab Control Sample | Lab ID: QC1121627 | Batch: 330965 |
|---|---|---|
| Matrix: Soil | Method: EPA 6020 | Prep Method: EPA 3050B |

| QC1121627 Analyte | Result | Spiked | Units | Recovery | Qual | Limits |
|---|---|---|---|---|---|---|
| Antimony | 99.53 | 100.0 | mg/Kg | 100% | | 80-120 |
| Arsenic | 96.74 | 100.0 | mg/Kg | 97% | | 80-120 |
| Barium | 95.37 | 100.0 | mg/Kg | 95% | | 80-120 |
| Beryllium | 93.19 | 100.0 | mg/Kg | 93% | | 80-120 |
| Cadmium | 98.70 | 100.0 | mg/Kg | 99% | | 80-120 |
| Chromium | 96.71 | 100.0 | mg/Kg | 97% | | 80-120 |
| Cobalt | 102.6 | 100.0 | mg/Kg | 103% | | 80-120 |
| Copper | 100.5 | 100.0 | mg/Kg | 101% | | 80-120 |
| Lead | 97.53 | 100.0 | mg/Kg | 98% | | 80-120 |
| Molybdenum | 91.82 | 100.0 | mg/Kg | 92% | | 80-120 |
| Nickel | 104.2 | 100.0 | mg/Kg | 104% | | 80-120 |
| Selenium | 95.76 | 100.0 | mg/Kg | 96% | | 80-120 |
| Silver | 47.73 | 50.00 | mg/Kg | 95% | | 80-120 |
| Thallium | 96.38 | 100.0 | mg/Kg | 96% | | 80-120 |
| Vanadium | 96.26 | 100.0 | mg/Kg | 96% | | 80-120 |
| Zinc | 98.75 | 100.0 | mg/Kg | 99% | | 80-120 |

| Type: Matrix Spike | Lab ID: QC1121628 | Batch: 330965 |
|---|---|---|
| Matrix (Source ID): Soil (500260-001) | Method: EPA 6020 | Prep Method: EPA 3050B |

| QC1121628 Analyte | Result | Source Sample Result | Spiked | Units | Recovery | Qual | Limits | DF |
|---|---|---|---|---|---|---|---|---|
| Antimony | 29.30 | 0.1709 | 97.09 | mg/Kg | 30% | * | 75-125 | 0.97 |
| Arsenic | 98.35 | 7.324 | 97.09 | mg/Kg | 94% | | 75-125 | 0.97 |
| Barium | 207.3 | 112.5 | 97.09 | mg/Kg | 98% | | 75-125 | 0.97 |
| Beryllium | 91.39 | 0.4190 | 97.09 | mg/Kg | 94% | | 75-125 | 0.97 |
| Cadmium | 94.28 | ND | 97.09 | mg/Kg | 97% | | 75-125 | 0.97 |
| Chromium | 109.5 | 17.19 | 97.09 | mg/Kg | 95% | | 75-125 | 0.97 |
| Cobalt | 107.6 | 7.552 | 97.09 | mg/Kg | 103% | | 75-125 | 0.97 |
| Copper | 113.5 | 15.88 | 97.09 | mg/Kg | 101% | | 75-125 | 0.97 |
| Lead | 105.3 | 15.14 | 97.09 | mg/Kg | 93% | | 75-125 | 0.97 |
| Molybdenum | 78.81 | 0.2977 | 97.09 | mg/Kg | 81% | | 75-125 | 0.97 |
| Nickel | 109.5 | 13.85 | 97.09 | mg/Kg | 98% | | 75-125 | 0.97 |
| Selenium | 90.48 | ND | 97.09 | mg/Kg | 93% | | 75-125 | 0.97 |
| Silver | 44.90 | 0.03283 | 48.54 | mg/Kg | 92% | | 75-125 | 0.97 |
| Thallium | 91.49 | 0.1186 | 97.09 | mg/Kg | 94% | | 75-125 | 0.97 |
| Vanadium | 127.4 | 35.61 | 97.09 | mg/Kg | 95% | | 75-125 | 0.97 |
| Zinc | 151.9 | 59.62 | 97.09 | mg/Kg | 95% | | 75-125 | 0.97 |

ENTHALPY ANALYTICAL

# Batch QC

| Type: | Matrix Spike Duplicate | Lab ID: | QC1121629 | Batch: | 330965 |
|---|---|---|---|---|---|
| Matrix (Source ID): | Soil (500260-001) | Method: | EPA 6020 | Prep Method: | EPA 3050B |

| QC1121629 Analyte | Result | Source Sample Result | Spiked | Units | Recovery | Qual | Limits | RPD | RPD Lim | DF |
|---|---|---|---|---|---|---|---|---|---|---|
| Antimony | 31.11 | 0.1709 | 97.09 | mg/Kg | 32% | * | 75-125 | 6 | 20 | 0.97 |
| Arsenic | 102.7 | 7.324 | 97.09 | mg/Kg | 98% | | 75-125 | 4 | 20 | 0.97 |
| Barium | 208.7 | 112.5 | 97.09 | mg/Kg | 99% | | 75-125 | 1 | 20 | 0.97 |
| Beryllium | 92.65 | 0.4190 | 97.09 | mg/Kg | 95% | | 75-125 | 1 | 20 | 0.97 |
| Cadmium | 95.44 | ND | 97.09 | mg/Kg | 98% | | 75-125 | 1 | 20 | 0.97 |
| Chromium | 111.0 | 17.19 | 97.09 | mg/Kg | 97% | | 75-125 | 1 | 20 | 0.97 |
| Cobalt | 109.3 | 7.552 | 97.09 | mg/Kg | 105% | | 75-125 | 2 | 20 | 0.97 |
| Copper | 116.5 | 15.88 | 97.09 | mg/Kg | 104% | | 75-125 | 3 | 20 | 0.97 |
| Lead | 107.4 | 15.14 | 97.09 | mg/Kg | 95% | | 75-125 | 2 | 20 | 0.97 |
| Molybdenum | 79.88 | 0.2977 | 97.09 | mg/Kg | 82% | | 75-125 | 1 | 20 | 0.97 |
| Nickel | 112.6 | 13.85 | 97.09 | mg/Kg | 102% | | 75-125 | 3 | 20 | 0.97 |
| Selenium | 94.52 | ND | 97.09 | mg/Kg | 97% | | 75-125 | 4 | 20 | 0.97 |
| Silver | 45.35 | 0.03283 | 48.54 | mg/Kg | 93% | | 75-125 | 1 | 20 | 0.97 |
| Thallium | 94.31 | 0.1186 | 97.09 | mg/Kg | 97% | | 75-125 | 3 | 20 | 0.97 |
| Vanadium | 130.6 | 35.61 | 97.09 | mg/Kg | 98% | | 75-125 | 2 | 20 | 0.97 |
| Zinc | 155.0 | 59.62 | 97.09 | mg/Kg | 98% | | 75-125 | 2 | 20 | 0.97 |

| Type: | Post Digest Spike | Lab ID: | QC1121630 | Batch: | 330965 |
|---|---|---|---|---|---|
| Matrix (Source ID): | Soil (500260-001) | Method: | EPA 6020 | Prep Method: | EPA 3050B |

| QC1121630 Analyte | Result | Source Sample Result | Spiked | Units | Recovery | Qual | Limits | DF |
|---|---|---|---|---|---|---|---|---|
| Antimony | 92.95 | 0.1709 | 96.15 | mg/Kg | 96% | | 75-125 | 0.96 |
| Arsenic | 101.7 | 7.324 | 96.15 | mg/Kg | 98% | | 75-125 | 0.96 |
| Barium | 200.9 | 112.5 | 96.15 | mg/Kg | 92% | | 75-125 | 0.96 |
| Beryllium | 92.40 | 0.4190 | 96.15 | mg/Kg | 96% | | 75-125 | 0.96 |
| Cadmium | 95.25 | ND | 96.15 | mg/Kg | 99% | | 75-125 | 0.96 |
| Chromium | 109.3 | 17.19 | 96.15 | mg/Kg | 96% | | 75-125 | 0.96 |
| Cobalt | 108.3 | 7.552 | 96.15 | mg/Kg | 105% | | 75-125 | 0.96 |
| Copper | 115.7 | 15.88 | 96.15 | mg/Kg | 104% | | 75-125 | 0.96 |
| Lead | 109.5 | 15.14 | 96.15 | mg/Kg | 98% | | 75-125 | 0.96 |
| Molybdenum | 81.85 | 0.2977 | 96.15 | mg/Kg | 85% | | 75-125 | 0.96 |
| Nickel | 113.4 | 13.85 | 96.15 | mg/Kg | 104% | | 75-125 | 0.96 |
| Selenium | 94.15 | ND | 96.15 | mg/Kg | 98% | | 75-125 | 0.96 |
| Silver | 46.59 | 0.03283 | 48.08 | mg/Kg | 97% | | 75-125 | 0.96 |
| Thallium | 95.92 | 0.1186 | 96.15 | mg/Kg | 100% | | 75-125 | 0.96 |
| Vanadium | 128.8 | 35.61 | 96.15 | mg/Kg | 97% | | 75-125 | 0.96 |
| Zinc | 155.1 | 59.62 | 96.15 | mg/Kg | 99% | | 75-125 | 0.96 |

| Type: | Blank | Lab ID: | QC1118390 | Batch: | 329974 |
|---|---|---|---|---|---|
| Matrix: | Soil | Method: | EPA 7471A | Prep Method: | METHOD |

| QC1118390 Analyte | Result | Qual | Units | RL | MDL | Prepared | Analyzed |
|---|---|---|---|---|---|---|---|
| Mercury | ND | | mg/Kg | 0.14 | | 01/08/24 | 01/09/24 |

ENTHALPY ANALYTICAL

# Batch QC

| Type: Lab Control Sample | Lab ID: QC1118391 | Batch: 329974 |
|---|---|---|
| Matrix: Soil | Method: EPA 7471A | Prep Method: METHOD |

| QC1118391 Analyte | Result | Spiked | Units | Recovery | Qual | Limits |
|---|---|---|---|---|---|---|
| Mercury | 0.8737 | 0.8333 | mg/Kg | 105% | | 80-120 |

| Type: Matrix Spike | Lab ID: QC1118392 | Batch: 329974 |
|---|---|---|
| Matrix (Source ID): Soil (499402-050) | Method: EPA 7471A | Prep Method: METHOD |

| QC1118392 Analyte | Result | Source Sample Result | Spiked | Units | Recovery | Qual | Limits | DF |
|---|---|---|---|---|---|---|---|---|
| Mercury | 0.9967 | 0.07264 | 0.8929 | mg/Kg | 103% | | 75-125 | 1.1 |

| Type: Matrix Spike Duplicate | Lab ID: QC1118393 | Batch: 329974 |
|---|---|---|
| Matrix (Source ID): Soil (499402-050) | Method: EPA 7471A | Prep Method: METHOD |

| QC1118393 Analyte | Result | Source Sample Result | Spiked | Units | Recovery | Qual | Limits | RPD | RPD Lim | DF |
|---|---|---|---|---|---|---|---|---|---|---|
| Mercury | 1.059 | 0.07264 | 0.9434 | mg/Kg | 105% | | 75-125 | 1 | 20 | 1.1 |

| Type: Blank | Lab ID: QC1118617 | Batch: 330043 |
|---|---|---|
| Matrix: Soil | Method: EPA 7471A | Prep Method: METHOD |

| QC1118617 Analyte | Result | Qual | Units | RL | MDL | Prepared | Analyzed |
|---|---|---|---|---|---|---|---|
| Mercury | ND | | mg/Kg | 0.14 | | 01/08/24 | 01/09/24 |

| Type: Lab Control Sample | Lab ID: QC1118618 | Batch: 330043 |
|---|---|---|
| Matrix: Soil | Method: EPA 7471A | Prep Method: METHOD |

| QC1118618 Analyte | Result | Spiked | Units | Recovery | Qual | Limits |
|---|---|---|---|---|---|---|
| Mercury | 0.8656 | 0.8333 | mg/Kg | 104% | | 80-120 |

| Type: Matrix Spike | Lab ID: QC1118619 | Batch: 330043 |
|---|---|---|
| Matrix (Source ID): Soil (499455-001) | Method: EPA 7471A | Prep Method: METHOD |

| QC1118619 Analyte | Result | Source Sample Result | Spiked | Units | Recovery | Qual | Limits | DF |
|---|---|---|---|---|---|---|---|---|
| Mercury | 0.9895 | ND | 0.9434 | mg/Kg | 105% | | 75-125 | 1.1 |

| Type: Matrix Spike Duplicate | Lab ID: QC1118620 | Batch: 330043 |
|---|---|---|
| Matrix (Source ID): Soil (499455-001) | Method: EPA 7471A | Prep Method: METHOD |

| QC1118620 Analyte | Result | Source Sample Result | Spiked | Units | Recovery | Qual | Limits | RPD | RPD Lim | DF |
|---|---|---|---|---|---|---|---|---|---|---|
| Mercury | 0.9659 | ND | 0.9091 | mg/Kg | 106% | | 75-125 | 1 | 20 | 1.1 |

ENTHALPY ANALYTICAL

# Batch QC

| Type: Blank | Lab ID: QC1118729 | Batch: 330080 |
|---|---|---|
| Matrix: Soil | Method: EPA 7471A | Prep Method: METHOD |

| QC1118729 Analyte | Result | Qual | Units | RL | MDL | Prepared | Analyzed |
|---|---|---|---|---|---|---|---|
| Mercury | ND | | mg/Kg | 0.14 | | 01/09/24 | 01/09/24 |

| Type: Lab Control Sample | Lab ID: QC1118730 | Batch: 330080 |
|---|---|---|
| Matrix: Soil | Method: EPA 7471A | Prep Method: METHOD |

| QC1118730 Analyte | Result | Spiked | Units | Recovery | Qual | Limits |
|---|---|---|---|---|---|---|
| Mercury | 0.8577 | 0.8333 | mg/Kg | 103% | | 80-120 |

| Type: Matrix Spike | Lab ID: QC1118731 | Batch: 330080 |
|---|---|---|
| Matrix (Source ID): Soil (499402-014) | Method: EPA 7471A | Prep Method: METHOD |

| QC1118731 Analyte | Result | Source Sample Result | Spiked | Units | Recovery | Qual | Limits | DF |
|---|---|---|---|---|---|---|---|---|
| Mercury | 0.9053 | 0.09034 | 0.8475 | mg/Kg | 96% | | 75-125 | 1 |

| Type: Matrix Spike Duplicate | Lab ID: QC1118732 | Batch: 330080 |
|---|---|---|
| Matrix (Source ID): Soil (499402-014) | Method: EPA 7471A | Prep Method: METHOD |

| QC1118732 Analyte | Result | Source Sample Result | Spiked | Units | Recovery | Qual | Limits | RPD | RPD Lim | DF |
|---|---|---|---|---|---|---|---|---|---|---|
| Mercury | 1.032 | 0.09034 | 0.9259 | mg/Kg | 102% | | 75-125 | 5 | 20 | 1.1 |

| Type: Blank | Lab ID: QC1122224 | Batch: 331139 |
|---|---|---|
| Matrix: Soil | Method: EPA 7471A | Prep Method: METHOD |

| QC1122224 Analyte | Result | Qual | Units | RL | MDL | Prepared | Analyzed |
|---|---|---|---|---|---|---|---|
| Mercury | ND | | mg/Kg | 0.14 | | 01/23/24 | 01/24/24 |

| Type: Lab Control Sample | Lab ID: QC1122225 | Batch: 331139 |
|---|---|---|
| Matrix: Soil | Method: EPA 7471A | Prep Method: METHOD |

| QC1122225 Analyte | Result | Spiked | Units | Recovery | Qual | Limits |
|---|---|---|---|---|---|---|
| Mercury | 0.8104 | 0.8333 | mg/Kg | 97% | | 80-120 |

| Type: Matrix Spike | Lab ID: QC1122226 | Batch: 331139 |
|---|---|---|
| Matrix (Source ID): Soil (499402-005) | Method: EPA 7471A | Prep Method: METHOD |

| QC1122226 Analyte | Result | Source Sample Result | Spiked | Units | Recovery | Qual | Limits | DF |
|---|---|---|---|---|---|---|---|---|
| Mercury | 0.8929 | 0.03342 | 0.9259 | mg/Kg | 93% | | 75-125 | 1.1 |

ENTHALPY ANALYTICAL

# Batch QC

| Type: | Matrix Spike Duplicate | Lab ID: | QC1122227 | Batch: | 331139 |
|---|---|---|---|---|---|
| Matrix (Source ID): | Soil (499402-005) | Method: | EPA 7471A | Prep Method: | METHOD |

| QC1122227 Analyte | Result | Source Sample Result | Spiked | Units | Recovery | Qual | Limits | RPD | RPD Lim | DF |
|---|---|---|---|---|---|---|---|---|---|---|
| Mercury | 0.9144 | 0.03342 | 0.9091 | mg/Kg | 97% | | 75-125 | 4 | 20 | 1.1 |

| Type: | Blank | Lab ID: | QC1118473 | Batch: | 329997 |
|---|---|---|---|---|---|
| Matrix: | Soil | Method: | EPA 8015M | Prep Method: | EPA 3580M |

| QC1118473 Analyte | Result | Qual | Units | RL | MDL | Prepared | Analyzed |
|---|---|---|---|---|---|---|---|
| DRO C10-C28 | ND | | mg/Kg | 10 | | 01/08/24 | 01/08/24 |
| ORO C28-C44 | ND | | mg/Kg | 20 | | 01/08/24 | 01/08/24 |
| **Surrogates** | | | | **Limits** | | | |
| n-Triacontane | 110% | | %REC | 70-130 | | 01/08/24 | 01/08/24 |

| Type: | Lab Control Sample | Lab ID: | QC1118474 | Batch: | 329997 |
|---|---|---|---|---|---|
| Matrix: | Soil | Method: | EPA 8015M | Prep Method: | EPA 3580M |

| QC1118474 Analyte | Result | Spiked | Units | Recovery | Qual | Limits |
|---|---|---|---|---|---|---|
| Diesel C10-C28 | 238.6 | 248.8 | mg/Kg | 96% | | 76-122 |
| **Surrogates** | | | | | | |
| n-Triacontane | 9.658 | 9.950 | mg/Kg | 97% | | 70-130 |

| Type: | Matrix Spike | Lab ID: | QC1118475 | Batch: | 329997 |
|---|---|---|---|---|---|
| Matrix (Source ID): | Soil (499402-051) | Method: | EPA 8015M | Prep Method: | EPA 3580M |

| QC1118475 Analyte | Result | Source Sample Result | Spiked | Units | Recovery | Qual | Limits | DF |
|---|---|---|---|---|---|---|---|---|
| Diesel C10-C28 | 736.2 | 510.2 | 248.4 | mg/Kg | 91% | | 62-126 | 9.9 |
| **Surrogates** | | | | | | | | |
| n-Triacontane | 10.74 | | 9.935 | mg/Kg | 108% | | 70-130 | 9.9 |

| Type: | Matrix Spike Duplicate | Lab ID: | QC1118476 | Batch: | 329997 |
|---|---|---|---|---|---|
| Matrix (Source ID): | Soil (499402-051) | Method: | EPA 8015M | Prep Method: | EPA 3580M |

| QC1118476 Analyte | Result | Source Sample Result | Spiked | Units | Recovery | Qual | Limits | RPD | RPD Lim | DF |
|---|---|---|---|---|---|---|---|---|---|---|
| Diesel C10-C28 | 700.0 | 510.2 | 249.0 | mg/Kg | 76% | | 62-126 | 5 | 35 | 10 |
| **Surrogates** | | | | | | | | | | |
| n-Triacontane | 11.35 | | 9.960 | mg/Kg | 114% | | 70-130 | | | 10 |

ENTHALPY ANALYTICAL

# Batch QC

| | | | | | |
|---|---|---|---|---|---|
| **Type:** | **Blank** | **Lab ID:** | **QC1118343** | **Batch:** | **329965** |
| **Matrix:** | **Soil** | **Method:** | **EPA 8081A** | **Prep Method:** | **EPA 3546** |

| QC1118343 Analyte | Result | Qual | Units | RL | MDL | Prepared | Analyzed |
|---|---|---|---|---|---|---|---|
| alpha-BHC | ND | | ug/Kg | 4.9 | | 01/07/24 | 01/08/24 |
| beta-BHC | ND | | ug/Kg | 4.9 | | 01/07/24 | 01/08/24 |
| gamma-BHC | ND | | ug/Kg | 4.9 | | 01/07/24 | 01/08/24 |
| delta-BHC | ND | | ug/Kg | 4.9 | | 01/07/24 | 01/08/24 |
| Heptachlor | ND | | ug/Kg | 4.9 | | 01/07/24 | 01/08/24 |
| Aldrin | ND | | ug/Kg | 4.9 | | 01/07/24 | 01/08/24 |
| Heptachlor epoxide | ND | | ug/Kg | 4.9 | | 01/07/24 | 01/08/24 |
| Endosulfan I | ND | | ug/Kg | 4.9 | | 01/07/24 | 01/08/24 |
| Dieldrin | ND | | ug/Kg | 4.9 | | 01/07/24 | 01/08/24 |
| 4,4'-DDE | ND | | ug/Kg | 4.9 | | 01/07/24 | 01/08/24 |
| Endrin | ND | | ug/Kg | 4.9 | | 01/07/24 | 01/08/24 |
| Endosulfan II | ND | | ug/Kg | 4.9 | | 01/07/24 | 01/08/24 |
| Endosulfan sulfate | ND | | ug/Kg | 4.9 | | 01/07/24 | 01/08/24 |
| 4,4'-DDD | ND | | ug/Kg | 4.9 | | 01/07/24 | 01/08/24 |
| Endrin aldehyde | ND | | ug/Kg | 4.9 | | 01/07/24 | 01/08/24 |
| Endrin ketone | ND | | ug/Kg | 4.9 | | 01/07/24 | 01/08/24 |
| 4,4'-DDT | ND | | ug/Kg | 4.9 | | 01/07/24 | 01/08/24 |
| Methoxychlor | ND | | ug/Kg | 9.8 | | 01/07/24 | 01/08/24 |
| Toxaphene | ND | | ug/Kg | 98 | | 01/07/24 | 01/08/24 |
| Chlordane (Technical) | ND | | ug/Kg | 49 | | 01/07/24 | 01/08/24 |
| **Surrogates** | | | | **Limits** | | | |
| TCMX | 72% | | %REC | 23-120 | | 01/07/24 | 01/08/24 |
| Decachlorobiphenyl | 68% | | %REC | 24-120 | | 01/07/24 | 01/08/24 |

ENTHALPY ANALYTICAL

# Batch QC

| | | |
|---|---|---|
| **Type: Lab Control Sample** | **Lab ID: QC1118345** | **Batch: 329965** |
| **Matrix: Soil** | **Method: EPA 8081A** | **Prep Method: EPA 3546** |

| QC1118345 Analyte | Result | Spiked | Units | Recovery | Qual | Limits |
|---|---|---|---|---|---|---|
| alpha-BHC | 30.06 | 49.02 | ug/Kg | 61% | | 22-129 |
| beta-BHC | 30.27 | 49.02 | ug/Kg | 62% | | 28-125 |
| gamma-BHC | 30.23 | 49.02 | ug/Kg | 62% | | 22-128 |
| delta-BHC | 31.10 | 49.02 | ug/Kg | 63% | | 24-131 |
| Heptachlor | 28.54 | 49.02 | ug/Kg | 58% | | 18-124 |
| Aldrin | 25.90 | 49.02 | ug/Kg | 53% | | 23-120 |
| Heptachlor epoxide | 29.52 | 49.02 | ug/Kg | 60% | | 26-120 |
| Endosulfan I | 28.48 | 49.02 | ug/Kg | 58% | | 25-126 |
| Dieldrin | 29.76 | 49.02 | ug/Kg | 61% | | 23-124 |
| 4,4'-DDE | 31.00 | 49.02 | ug/Kg | 63% | | 28-121 |
| Endrin | 30.55 | 49.02 | ug/Kg | 62% | | 25-127 |
| Endosulfan II | 31.22 | 49.02 | ug/Kg | 64% | | 29-121 |
| Endosulfan sulfate | 29.97 | 49.02 | ug/Kg | 61% | | 30-121 |
| 4,4'-DDD | 30.08 | 49.02 | ug/Kg | 61% | | 26-120 |
| Endrin aldehyde | 22.52 | 49.02 | ug/Kg | 46% | | 10-120 |
| Endrin ketone | 31.95 | 49.02 | ug/Kg | 65% | | 28-125 |
| 4,4'-DDT | 28.23 | 49.02 | ug/Kg | 58% | | 22-125 |
| Methoxychlor | 34.52 | 49.02 | ug/Kg | 70% | | 28-130 |
| **Surrogates** | | | | | | |
| TCMX | 27.57 | 49.02 | ug/Kg | 56% | | 23-120 |
| Decachlorobiphenyl | 25.50 | 49.02 | ug/Kg | 52% | | 24-120 |

ENTHALPY ANALYTICAL

# Batch QC

| | | | | | |
|---|---|---|---|---|---|
| **Type:** | **Matrix Spike** | **Lab ID:** | **QC1118346** | **Batch:** | **329965** |
| **Matrix (Source ID):** | **Soil (499402-025)** | **Method:** | **EPA 8081A** | **Prep Method:** | **EPA 3546** |

| QC1118346 Analyte | Result | Source Sample Result | Spiked | Units | Recovery | Qual | Limits | DF |
|---|---|---|---|---|---|---|---|---|
| alpha-BHC | 31.24 | ND | 50.00 | ug/Kg | 62% | | 46-120 | 1 |
| beta-BHC | 36.53 | ND | 50.00 | ug/Kg | 73% | | 41-120 | 1 |
| gamma-BHC | 30.98 | ND | 50.00 | ug/Kg | 62% | | 41-120 | 1 |
| delta-BHC | 32.26 | ND | 50.00 | ug/Kg | 65% | | 38-123 | 1 |
| Heptachlor | 31.87 | ND | 50.00 | ug/Kg | 64% | | 39-120 | 1 |
| Aldrin | 29.62 | ND | 50.00 | ug/Kg | 59% | | 34-120 | 1 |
| Heptachlor epoxide | 30.27 | ND | 50.00 | ug/Kg | 61% | | 43-120 | 1 |
| Endosulfan I | 29.13 | ND | 50.00 | ug/Kg | 58% | | 45-120 | 1 |
| Dieldrin | 30.62 | ND | 50.00 | ug/Kg | 61% | | 45-120 | 1 |
| 4,4'-DDE | 31.72 | ND | 50.00 | ug/Kg | 63% | | 34-120 | 1 |
| Endrin | 32.66 | ND | 50.00 | ug/Kg | 65% | | 40-120 | 1 |
| Endosulfan II | 33.04 | ND | 50.00 | ug/Kg | 66% | | 41-120 | 1 |
| Endosulfan sulfate | 35.97 | ND | 50.00 | ug/Kg | 72% | | 42-120 | 1 |
| 4,4'-DDD | 32.38 | ND | 50.00 | ug/Kg | 65% | | 41-120 | 1 |
| Endrin aldehyde | 30.15 | ND | 50.00 | ug/Kg | 60% | | 30-120 | 1 |
| Endrin ketone | 34.24 | ND | 50.00 | ug/Kg | 68% | | 45-120 | 1 |
| 4,4'-DDT | 31.41 | ND | 50.00 | ug/Kg | 63% | | 35-127 | 1 |
| Methoxychlor | 37.70 | ND | 50.00 | ug/Kg | 75% | | 42-136 | 1 |
| **Surrogates** | | | | | | | | |
| TCMX | 28.06 | | 50.00 | ug/Kg | 56% | | 23-120 | 1 |
| Decachlorobiphenyl | 27.68 | | 50.00 | ug/Kg | 55% | | 24-120 | 1 |

ENTHALPY ANALYTICAL

# Batch QC

| | | | | | |
|---|---|---|---|---|---|
| **Type:** | **Matrix Spike Duplicate** | **Lab ID:** | **QC1118347** | **Batch:** | **329965** |
| **Matrix (Source ID):** | **Soil (499402-025)** | **Method:** | **EPA 8081A** | **Prep Method:** | **EPA 3546** |

| QC1118347 Analyte | Result | Source Sample Result | Spiked | Units | Recovery | Qual | Limits | RPD | RPD Lim | DF |
|---|---|---|---|---|---|---|---|---|---|---|
| alpha-BHC | 26.34 | ND | 49.50 | ug/Kg | 53% | | 46-120 | 16 | 30 | 0.99 |
| beta-BHC | 32.05 | ND | 49.50 | ug/Kg | 65% | | 41-120 | 12 | 30 | 0.99 |
| gamma-BHC | 25.97 | ND | 49.50 | ug/Kg | 52% | | 41-120 | 17 | 30 | 0.99 |
| delta-BHC | 26.92 | ND | 49.50 | ug/Kg | 54% | | 38-123 | 17 | 30 | 0.99 |
| Heptachlor | 27.75 | ND | 49.50 | ug/Kg | 56% | | 39-120 | 13 | 30 | 0.99 |
| Aldrin | 25.23 | ND | 49.50 | ug/Kg | 51% | | 34-120 | 15 | 30 | 0.99 |
| Heptachlor epoxide | 25.63 | ND | 49.50 | ug/Kg | 52% | | 43-120 | 16 | 30 | 0.99 |
| Endosulfan I | 24.78 | ND | 49.50 | ug/Kg | 50% | | 45-120 | 15 | 30 | 0.99 |
| Dieldrin | 26.36 | ND | 49.50 | ug/Kg | 53% | | 45-120 | 14 | 30 | 0.99 |
| 4,4'-DDE | 27.22 | ND | 49.50 | ug/Kg | 55% | | 34-120 | 14 | 30 | 0.99 |
| Endrin | 27.50 | ND | 49.50 | ug/Kg | 56% | | 40-120 | 16 | 30 | 0.99 |
| Endosulfan II | 27.38 | ND | 49.50 | ug/Kg | 55% | | 41-120 | 18 | 30 | 0.99 |
| Endosulfan sulfate | 28.44 | ND | 49.50 | ug/Kg | 57% | | 42-120 | 22 | 30 | 0.99 |
| 4,4'-DDD | 27.61 | ND | 49.50 | ug/Kg | 56% | | 41-120 | 15 | 30 | 0.99 |
| Endrin aldehyde | 23.82 | ND | 49.50 | ug/Kg | 48% | | 30-120 | 22 | 30 | 0.99 |
| Endrin ketone | 29.70 | ND | 49.50 | ug/Kg | 60% | | 45-120 | 13 | 30 | 0.99 |
| 4,4'-DDT | 26.22 | ND | 49.50 | ug/Kg | 53% | | 35-127 | 17 | 30 | 0.99 |
| Methoxychlor | 31.03 | ND | 49.50 | ug/Kg | 63% | | 42-136 | 18 | 30 | 0.99 |
| **Surrogates** | | | | | | | | | | |
| TCMX | 23.77 | | 49.50 | ug/Kg | 48% | | 23-120 | | | 0.99 |
| Decachlorobiphenyl | 24.36 | | 49.50 | ug/Kg | 49% | | 24-120 | | | 0.99 |

ENTHALPY ANALYTICAL

# Batch QC

| | | | | | |
|---|---|---|---|---|---|
| **Type:** | **Blank** | **Lab ID:** | **QC1118519** | **Batch:** | **329977** |
| **Matrix:** | **Soil** | **Method:** | **EPA 8081A** | **Prep Method:** | **EPA 3546** |

| QC1118519 Analyte | Result | Qual | Units | RL | MDL | Prepared | Analyzed |
|---|---|---|---|---|---|---|---|
| alpha-BHC | ND | | ug/Kg | 5.0 | | 01/08/24 | 01/09/24 |
| beta-BHC | ND | | ug/Kg | 5.0 | | 01/08/24 | 01/09/24 |
| gamma-BHC | ND | | ug/Kg | 5.0 | | 01/08/24 | 01/09/24 |
| delta-BHC | ND | | ug/Kg | 5.0 | | 01/08/24 | 01/09/24 |
| Heptachlor | ND | | ug/Kg | 5.0 | | 01/08/24 | 01/09/24 |
| Aldrin | ND | | ug/Kg | 5.0 | | 01/08/24 | 01/09/24 |
| Heptachlor epoxide | ND | | ug/Kg | 5.0 | | 01/08/24 | 01/09/24 |
| Endosulfan I | ND | | ug/Kg | 5.0 | | 01/08/24 | 01/09/24 |
| Dieldrin | ND | | ug/Kg | 5.0 | | 01/08/24 | 01/09/24 |
| 4,4'-DDE | ND | | ug/Kg | 5.0 | | 01/08/24 | 01/09/24 |
| Endrin | ND | | ug/Kg | 5.0 | | 01/08/24 | 01/09/24 |
| Endosulfan II | ND | | ug/Kg | 5.0 | | 01/08/24 | 01/09/24 |
| Endosulfan sulfate | ND | | ug/Kg | 5.0 | | 01/08/24 | 01/09/24 |
| 4,4'-DDD | ND | | ug/Kg | 5.0 | | 01/08/24 | 01/09/24 |
| Endrin aldehyde | ND | | ug/Kg | 5.0 | | 01/08/24 | 01/09/24 |
| Endrin ketone | ND | | ug/Kg | 5.0 | | 01/08/24 | 01/09/24 |
| 4,4'-DDT | ND | | ug/Kg | 5.0 | | 01/08/24 | 01/09/24 |
| Methoxychlor | ND | | ug/Kg | 10 | | 01/08/24 | 01/09/24 |
| Toxaphene | ND | | ug/Kg | 100 | | 01/08/24 | 01/09/24 |
| Chlordane (Technical) | ND | | ug/Kg | 50 | | 01/08/24 | 01/09/24 |
| **Surrogates** | | | | **Limits** | | | |
| TCMX | 99% | | %REC | 23-120 | | 01/08/24 | 01/09/24 |
| Decachlorobiphenyl | 116% | | %REC | 24-120 | | 01/08/24 | 01/09/24 |

ENTHALPY ANALYTICAL

# Batch QC

| | | |
|---|---|---|
| **Type: Lab Control Sample** | **Lab ID: QC1118520** | **Batch: 329977** |
| **Matrix: Soil** | **Method: EPA 8081A** | **Prep Method: EPA 3546** |

| QC1118520 Analyte | Result | Spiked | Units | Recovery | Qual | Limits |
|---|---|---|---|---|---|---|
| alpha-BHC | 50.43 | 50.00 | ug/Kg | 101% | | 22-129 |
| beta-BHC | 51.27 | 50.00 | ug/Kg | 103% | | 28-125 |
| gamma-BHC | 51.64 | 50.00 | ug/Kg | 103% | | 22-128 |
| delta-BHC | 51.37 | 50.00 | ug/Kg | 103% | | 24-131 |
| Heptachlor | 51.62 | 50.00 | ug/Kg | 103% | | 18-124 |
| Aldrin | 47.36 | 50.00 | ug/Kg | 95% | | 23-120 |
| Heptachlor epoxide | 51.36 | 50.00 | ug/Kg | 103% | | 26-120 |
| Endosulfan I | 54.75 | 50.00 | ug/Kg | 110% | | 25-126 |
| Dieldrin | 54.97 | 50.00 | ug/Kg | 110% | | 23-124 |
| 4,4'-DDE | 57.99 | 50.00 | ug/Kg | 116% | | 28-121 |
| Endrin | 56.54 | 50.00 | ug/Kg | 113% | | 25-127 |
| Endosulfan II | 60.39 | 50.00 | ug/Kg | 121% | | 29-121 |
| Endosulfan sulfate | 48.36 | 50.00 | ug/Kg | 97% | | 30-121 |
| 4,4'-DDD | 57.28 | 50.00 | ug/Kg | 115% | | 26-120 |
| Endrin aldehyde | 16.19 | 50.00 | ug/Kg | 32% | | 10-120 |
| Endrin ketone | 57.55 | 50.00 | ug/Kg | 115% | | 28-125 |
| 4,4'-DDT | 55.16 | 50.00 | ug/Kg | 110% | | 22-125 |
| Methoxychlor | 62.77 | 50.00 | ug/Kg | 126% | | 28-130 |
| **Surrogates** | | | | | | |
| TCMX | 44.90 | 50.00 | ug/Kg | 90% | | 23-120 |
| Decachlorobiphenyl | 56.51 | 50.00 | ug/Kg | 113% | | 24-120 |

ENTHALPY ANALYTICAL

# Batch QC

| | | | | | |
|---|---|---|---|---|---|
| **Type:** | **Matrix Spike** | **Lab ID:** | **QC1118521** | **Batch:** | **329977** |
| **Matrix (Source ID):** | **Soil (499436-004)** | **Method:** | **EPA 8081A** | **Prep Method:** | **EPA 3546** |

| QC1118521 Analyte | Result | Source Sample Result | Spiked | Units | Recovery | Qual | Limits | DF |
|---|---|---|---|---|---|---|---|---|
| alpha-BHC | 49.92 | ND | 49.50 | ug/Kg | 101% | | 46-120 | 0.99 |
| beta-BHC | 51.18 | ND | 49.50 | ug/Kg | 103% | | 41-120 | 0.99 |
| gamma-BHC | 51.01 | ND | 49.50 | ug/Kg | 103% | | 41-120 | 0.99 |
| delta-BHC | 51.11 | ND | 49.50 | ug/Kg | 103% | | 38-123 | 0.99 |
| Heptachlor | 51.39 | ND | 49.50 | ug/Kg | 104% | | 39-120 | 0.99 |
| Aldrin | 47.78 | ND | 49.50 | ug/Kg | 97% | | 34-120 | 0.99 |
| Heptachlor epoxide | 50.44 | ND | 49.50 | ug/Kg | 102% | | 43-120 | 0.99 |
| Endosulfan I | 54.14 | ND | 49.50 | ug/Kg | 109% | | 45-120 | 0.99 |
| Dieldrin | 53.82 | ND | 49.50 | ug/Kg | 109% | | 45-120 | 0.99 |
| 4,4'-DDE | 56.91 | ND | 49.50 | ug/Kg | 115% | | 34-120 | 0.99 |
| Endrin | 56.08 | ND | 49.50 | ug/Kg | 113% | | 40-120 | 0.99 |
| Endosulfan II | 59.79 | ND | 49.50 | ug/Kg | 121% | * | 41-120 | 0.99 |
| Endosulfan sulfate | 49.15 | ND | 49.50 | ug/Kg | 99% | | 42-120 | 0.99 |
| 4,4'-DDD | 58.12 | ND | 49.50 | ug/Kg | 117% | | 41-120 | 0.99 |
| Endrin aldehyde | 38.49 | ND | 49.50 | ug/Kg | 78% | | 30-120 | 0.99 |
| Endrin ketone | 56.83 | ND | 49.50 | ug/Kg | 115% | | 45-120 | 0.99 |
| 4,4'-DDT | 54.90 | ND | 49.50 | ug/Kg | 111% | | 35-127 | 0.99 |
| Methoxychlor | 65.62 | ND | 49.50 | ug/Kg | 133% | | 42-136 | 0.99 |
| **Surrogates** | | | | | | | | |
| TCMX | 44.78 | | 49.50 | ug/Kg | 90% | | 23-120 | 0.99 |
| Decachlorobiphenyl | 56.75 | | 49.50 | ug/Kg | 115% | | 24-120 | 0.99 |

ENTHALPY ANALYTICAL

# Batch QC

| | | | | | |
|---|---|---|---|---|---|
| **Type:** | **Matrix Spike Duplicate** | **Lab ID:** | **QC1118522** | **Batch:** | **329977** |
| **Matrix (Source ID):** | **Soil (499436-004)** | **Method:** | **EPA 8081A** | **Prep Method:** | **EPA 3546** |

| QC1118522 Analyte | Result | Source Sample Result | Spiked | Units | Recovery | Qual | Limits | RPD | RPD Lim | DF |
|---|---|---|---|---|---|---|---|---|---|---|
| alpha-BHC | 45.76 | ND | 49.02 | ug/Kg | 93% | | 46-120 | 8 | 30 | 0.98 |
| beta-BHC | 47.22 | ND | 49.02 | ug/Kg | 96% | | 41-120 | 7 | 30 | 0.98 |
| gamma-BHC | 46.90 | ND | 49.02 | ug/Kg | 96% | | 41-120 | 7 | 30 | 0.98 |
| delta-BHC | 47.09 | ND | 49.02 | ug/Kg | 96% | | 38-123 | 7 | 30 | 0.98 |
| Heptachlor | 47.13 | ND | 49.02 | ug/Kg | 96% | | 39-120 | 8 | 30 | 0.98 |
| Aldrin | 44.29 | ND | 49.02 | ug/Kg | 90% | | 34-120 | 7 | 30 | 0.98 |
| Heptachlor epoxide | 46.17 | ND | 49.02 | ug/Kg | 94% | | 43-120 | 8 | 30 | 0.98 |
| Endosulfan I | 49.85 | ND | 49.02 | ug/Kg | 102% | | 45-120 | 7 | 30 | 0.98 |
| Dieldrin | 49.50 | ND | 49.02 | ug/Kg | 101% | | 45-120 | 7 | 30 | 0.98 |
| 4,4'-DDE | 52.54 | ND | 49.02 | ug/Kg | 107% | | 34-120 | 7 | 30 | 0.98 |
| Endrin | 51.47 | ND | 49.02 | ug/Kg | 105% | | 40-120 | 8 | 30 | 0.98 |
| Endosulfan II | 55.05 | ND | 49.02 | ug/Kg | 112% | | 41-120 | 7 | 30 | 0.98 |
| Endosulfan sulfate | 45.42 | ND | 49.02 | ug/Kg | 93% | | 42-120 | 7 | 30 | 0.98 |
| 4,4'-DDD | 52.43 | ND | 49.02 | ug/Kg | 107% | | 41-120 | 9 | 30 | 0.98 |
| Endrin aldehyde | 36.29 | ND | 49.02 | ug/Kg | 74% | | 30-120 | 5 | 30 | 0.98 |
| Endrin ketone | 52.10 | ND | 49.02 | ug/Kg | 106% | | 45-120 | 8 | 30 | 0.98 |
| 4,4'-DDT | 53.70 | ND | 49.02 | ug/Kg | 110% | | 35-127 | 1 | 30 | 0.98 |
| Methoxychlor | 62.24 | ND | 49.02 | ug/Kg | 127% | | 42-136 | 4 | 30 | 0.98 |
| **Surrogates** | | | | | | | | | | |
| TCMX | 41.15 | | 49.02 | ug/Kg | 84% | | 23-120 | | | 0.98 |
| Decachlorobiphenyl | 52.46 | | 49.02 | ug/Kg | 107% | | 24-120 | | | 0.98 |

ENTHALPY ANALYTICAL

# Batch QC

| | | | |
|---|---|---|---|
| **Type:** Blank | **Lab ID:** QC1119065 | **Batch:** 330018 | |
| **Matrix:** Soil | **Method:** EPA 8081A | **Prep Method:** EPA 3546 | |

| QC1119065 Analyte | Result | Qual | Units | RL | MDL | Prepared | Analyzed |
|---|---|---|---|---|---|---|---|
| alpha-BHC | ND | | ug/Kg | 5.1 | | 01/09/24 | 01/10/24 |
| beta-BHC | ND | | ug/Kg | 5.1 | | 01/09/24 | 01/10/24 |
| gamma-BHC | ND | | ug/Kg | 5.1 | | 01/09/24 | 01/10/24 |
| delta-BHC | ND | | ug/Kg | 5.1 | | 01/09/24 | 01/10/24 |
| Heptachlor | ND | | ug/Kg | 5.1 | | 01/09/24 | 01/10/24 |
| Aldrin | ND | | ug/Kg | 5.1 | | 01/09/24 | 01/10/24 |
| Heptachlor epoxide | ND | | ug/Kg | 5.1 | | 01/09/24 | 01/10/24 |
| Endosulfan I | ND | | ug/Kg | 5.1 | | 01/09/24 | 01/10/24 |
| Dieldrin | ND | | ug/Kg | 5.1 | | 01/09/24 | 01/10/24 |
| 4,4'-DDE | ND | | ug/Kg | 5.1 | | 01/09/24 | 01/10/24 |
| Endrin | ND | | ug/Kg | 5.1 | | 01/09/24 | 01/10/24 |
| Endosulfan II | ND | | ug/Kg | 5.1 | | 01/09/24 | 01/10/24 |
| Endosulfan sulfate | ND | | ug/Kg | 5.1 | | 01/09/24 | 01/10/24 |
| 4,4'-DDD | ND | | ug/Kg | 5.1 | | 01/09/24 | 01/10/24 |
| Endrin aldehyde | ND | | ug/Kg | 5.1 | | 01/09/24 | 01/10/24 |
| Endrin ketone | ND | | ug/Kg | 5.1 | | 01/09/24 | 01/10/24 |
| 4,4'-DDT | ND | | ug/Kg | 5.1 | | 01/09/24 | 01/10/24 |
| Methoxychlor | ND | | ug/Kg | 10 | | 01/09/24 | 01/10/24 |
| Toxaphene | ND | | ug/Kg | 100 | | 01/09/24 | 01/10/24 |
| Chlordane (Technical) | ND | | ug/Kg | 51 | | 01/09/24 | 01/10/24 |
| **Surrogates** | | | | **Limits** | | | |
| TCMX | 92% | | %REC | 23-120 | | 01/09/24 | 01/10/24 |
| Decachlorobiphenyl | 111% | | %REC | 24-120 | | 01/09/24 | 01/10/24 |

ENTHALPY ANALYTICAL

# Batch QC

| | | |
|---|---|---|
| **Type: Lab Control Sample** | **Lab ID: QC1119066** | **Batch: 330018** |
| **Matrix: Soil** | **Method: EPA 8081A** | **Prep Method: EPA 3546** |

| QC1119066 Analyte | Result | Spiked | Units | Recovery | Qual | Limits |
|---|---|---|---|---|---|---|
| alpha-BHC | 49.14 | 49.50 | ug/Kg | 99% | | 22-129 |
| beta-BHC | 52.54 | 49.50 | ug/Kg | 106% | | 28-125 |
| gamma-BHC | 50.51 | 49.50 | ug/Kg | 102% | | 22-128 |
| delta-BHC | 51.92 | 49.50 | ug/Kg | 105% | | 24-131 |
| Heptachlor | 50.77 | 49.50 | ug/Kg | 103% | | 18-124 |
| Aldrin | 45.68 | 49.50 | ug/Kg | 92% | | 23-120 |
| Heptachlor epoxide | 50.17 | 49.50 | ug/Kg | 101% | | 26-120 |
| Endosulfan I | 50.72 | 49.50 | ug/Kg | 102% | | 25-126 |
| Dieldrin | 51.65 | 49.50 | ug/Kg | 104% | | 23-124 |
| 4,4'-DDE | 51.17 | 49.50 | ug/Kg | 103% | | 28-121 |
| Endrin | 51.95 | 49.50 | ug/Kg | 105% | | 25-127 |
| Endosulfan II | 54.74 | 49.50 | ug/Kg | 111% | | 29-121 |
| Endosulfan sulfate | 54.85 | 49.50 | ug/Kg | 111% | | 30-121 |
| 4,4'-DDD | 53.56 | 49.50 | ug/Kg | 108% | | 26-120 |
| Endrin aldehyde | 42.31 | 49.50 | ug/Kg | 85% | | 10-120 |
| Endrin ketone | 60.88 | 49.50 | ug/Kg | 123% | | 28-125 |
| 4,4'-DDT | 53.28 | 49.50 | ug/Kg | 108% | | 22-125 |
| Methoxychlor | 62.31 | 49.50 | ug/Kg | 126% | | 28-130 |
| **Surrogates** | | | | | | |
| TCMX | 46.54 | 49.50 | ug/Kg | 94% | | 23-120 |
| Decachlorobiphenyl | 55.28 | 49.50 | ug/Kg | 112% | | 24-120 |

ENTHALPY ANALYTICAL

# Batch QC

| | | | | | |
|---|---|---|---|---|---|
| **Type:** | **Matrix Spike** | **Lab ID:** | **QC1119067** | **Batch:** | **330018** |
| **Matrix (Source ID):** | **Soil (499402-001)** | **Method:** | **EPA 8081A** | **Prep Method:** | **EPA 3546** |

| QC1119067 Analyte | Result | Source Sample Result | Spiked | Units | Recovery | Qual | Limits | DF |
|---|---|---|---|---|---|---|---|---|
| alpha-BHC | 45.62 | ND | 49.50 | ug/Kg | 92% | | 46-120 | 0.99 |
| beta-BHC | 51.29 | ND | 49.50 | ug/Kg | 104% | | 41-120 | 0.99 |
| gamma-BHC | 57.38 | 12.37 | 49.50 | ug/Kg | 91% | | 41-120 | 0.99 |
| delta-BHC | 45.07 | ND | 49.50 | ug/Kg | 91% | | 38-123 | 0.99 |
| Heptachlor | 49.67 | ND | 49.50 | ug/Kg | 100% | | 39-120 | 0.99 |
| Aldrin | 45.39 | ND | 49.50 | ug/Kg | 92% | | 34-120 | 0.99 |
| Heptachlor epoxide | 59.97 | 9.785 | 49.50 | ug/Kg | 101% | | 43-120 | 0.99 |
| Endosulfan I | 48.08 | ND | 49.50 | ug/Kg | 97% | | 45-120 | 0.99 |
| Dieldrin | 60.21 | 5.731 | 49.50 | ug/Kg | 110% | | 45-120 | 0.99 |
| 4,4'-DDE | 180.4 | 103.5 | 49.50 | ug/Kg | 155% | * | 34-120 | 0.99 |
| Endrin | 51.66 | ND | 49.50 | ug/Kg | 104% | | 40-120 | 0.99 |
| Endosulfan II | 53.73 | ND | 49.50 | ug/Kg | 109% | | 41-120 | 0.99 |
| Endosulfan sulfate | 45.36 | ND | 49.50 | ug/Kg | 92% | | 42-120 | 0.99 |
| 4,4'-DDD | 45.82 | ND | 49.50 | ug/Kg | 93% | | 41-120 | 0.99 |
| Endrin aldehyde | 47.87 | ND | 49.50 | ug/Kg | 97% | | 30-120 | 0.99 |
| Endrin ketone | 52.23 | ND | 49.50 | ug/Kg | 106% | | 45-120 | 0.99 |
| 4,4'-DDT | 119.6 | 57.64 | 49.50 | ug/Kg | 125% | | 35-127 | 0.99 |
| Methoxychlor | 64.16 | ND | 49.50 | ug/Kg | 130% | | 42-136 | 0.99 |
| **Surrogates** | | | | | | | | |
| TCMX | 42.97 | | 49.50 | ug/Kg | 87% | | 23-120 | 0.99 |
| Decachlorobiphenyl | 52.74 | | 49.50 | ug/Kg | 107% | | 24-120 | 0.99 |

ENTHALPY ANALYTICAL

# Batch QC

| | | | | | |
|---|---|---|---|---|---|
| **Type:** | **Matrix Spike Duplicate** | **Lab ID:** | **QC1119068** | **Batch:** | **330018** |
| **Matrix (Source ID):** | **Soil (499402-001)** | **Method:** | **EPA 8081A** | **Prep Method:** | **EPA 3546** |

| QC1119068 Analyte | Result | Source Sample Result | Spiked | Units | Recovery | Qual | Limits | RPD | RPD Lim | DF |
|---|---|---|---|---|---|---|---|---|---|---|
| alpha-BHC | 42.80 | ND | 49.50 | ug/Kg | 86% | | 46-120 | 6 | 30 | 0.99 |
| beta-BHC | 40.71 | ND | 49.50 | ug/Kg | 82% | | 41-120 | 23 | 30 | 0.99 |
| gamma-BHC | 51.48 | 12.37 | 49.50 | ug/Kg | 79% | | 41-120 | 11 | 30 | 0.99 |
| delta-BHC | 42.87 | ND | 49.50 | ug/Kg | 87% | | 38-123 | 5 | 30 | 0.99 |
| Heptachlor | 44.48 | ND | 49.50 | ug/Kg | 90% | | 39-120 | 11 | 30 | 0.99 |
| Aldrin | 42.11 | ND | 49.50 | ug/Kg | 85% | | 34-120 | 7 | 30 | 0.99 |
| Heptachlor epoxide | 53.68 | 9.785 | 49.50 | ug/Kg | 89% | | 43-120 | 11 | 30 | 0.99 |
| Endosulfan I | 45.23 | ND | 49.50 | ug/Kg | 91% | | 45-120 | 6 | 30 | 0.99 |
| Dieldrin | 55.74 | 5.731 | 49.50 | ug/Kg | 101% | | 45-120 | 8 | 30 | 0.99 |
| 4,4'-DDE | 161.4 | 103.5 | 49.50 | ug/Kg | 117% | | 34-120 | 11 | 30 | 0.99 |
| Endrin | 45.71 | ND | 49.50 | ug/Kg | 92% | | 40-120 | 12 | 30 | 0.99 |
| Endosulfan II | 50.24 | ND | 49.50 | ug/Kg | 101% | | 41-120 | 7 | 30 | 0.99 |
| Endosulfan sulfate | 42.15 | ND | 49.50 | ug/Kg | 85% | | 42-120 | 7 | 30 | 0.99 |
| 4,4'-DDD | 45.69 | ND | 49.50 | ug/Kg | 92% | | 41-120 | 0 | 30 | 0.99 |
| Endrin aldehyde | 43.31 | ND | 49.50 | ug/Kg | 87% | | 30-120 | 10 | 30 | 0.99 |
| Endrin ketone | 45.50 | ND | 49.50 | ug/Kg | 92% | | 45-120 | 14 | 30 | 0.99 |
| 4,4'-DDT | 103.3 | 57.64 | 49.50 | ug/Kg | 92% | | 35-127 | 15 | 30 | 0.99 |
| Methoxychlor | 59.34 | ND | 49.50 | ug/Kg | 120% | | 42-136 | 8 | 30 | 0.99 |
| **Surrogates** | | | | | | | | | | |
| TCMX | 41.40 | | 49.50 | ug/Kg | 84% | | 23-120 | | | 0.99 |
| Decachlorobiphenyl | 42.03 | | 49.50 | ug/Kg | 85% | | 24-120 | | | 0.99 |

ENTHALPY ANALYTICAL

# Batch QC

| | | | |
|---|---|---|---|
| **Type:** Blank | **Lab ID:** QC1119058 | | **Batch:** 330118 |
| **Matrix:** Soil | **Method:** EPA 8081A | | **Prep Method:** EPA 3546 |

| QC1119058 Analyte | Result | Qual | Units | RL | MDL | Prepared | Analyzed |
|---|---|---|---|---|---|---|---|
| alpha-BHC | ND | | ug/Kg | 5.0 | | 01/09/24 | 01/09/24 |
| beta-BHC | ND | | ug/Kg | 5.0 | | 01/09/24 | 01/09/24 |
| gamma-BHC | ND | | ug/Kg | 5.0 | | 01/09/24 | 01/09/24 |
| delta-BHC | ND | | ug/Kg | 5.0 | | 01/09/24 | 01/09/24 |
| Heptachlor | ND | | ug/Kg | 5.0 | | 01/09/24 | 01/09/24 |
| Aldrin | ND | | ug/Kg | 5.0 | | 01/09/24 | 01/09/24 |
| Heptachlor epoxide | ND | | ug/Kg | 5.0 | | 01/09/24 | 01/09/24 |
| Endosulfan I | ND | | ug/Kg | 5.0 | | 01/09/24 | 01/09/24 |
| Dieldrin | ND | | ug/Kg | 5.0 | | 01/09/24 | 01/09/24 |
| 4,4'-DDE | ND | | ug/Kg | 5.0 | | 01/09/24 | 01/09/24 |
| Endrin | ND | | ug/Kg | 5.0 | | 01/09/24 | 01/09/24 |
| Endosulfan II | ND | | ug/Kg | 5.0 | | 01/09/24 | 01/09/24 |
| Endosulfan sulfate | ND | | ug/Kg | 5.0 | | 01/09/24 | 01/09/24 |
| 4,4'-DDD | ND | | ug/Kg | 5.0 | | 01/09/24 | 01/09/24 |
| Endrin aldehyde | ND | | ug/Kg | 5.0 | | 01/09/24 | 01/09/24 |
| Endrin ketone | ND | | ug/Kg | 5.0 | | 01/09/24 | 01/09/24 |
| 4,4'-DDT | ND | | ug/Kg | 5.0 | | 01/09/24 | 01/09/24 |
| Methoxychlor | ND | | ug/Kg | 9.9 | | 01/09/24 | 01/09/24 |
| Toxaphene | ND | | ug/Kg | 99 | | 01/09/24 | 01/09/24 |
| Chlordane (Technical) | ND | | ug/Kg | 50 | | 01/09/24 | 01/09/24 |
| **Surrogates** | | | | **Limits** | | | |
| TCMX | 90% | | %REC | 23-120 | | 01/09/24 | 01/09/24 |
| Decachlorobiphenyl | 83% | | %REC | 24-120 | | 01/09/24 | 01/09/24 |

ENTHALPY ANALYTICAL

# Batch QC

| | | |
|---|---|---|
| **Type: Lab Control Sample** | **Lab ID: QC1119059** | **Batch: 330118** |
| **Matrix: Soil** | **Method: EPA 8081A** | **Prep Method: EPA 3546** |

| QC1119059 Analyte | Result | Spiked | Units | Recovery | Qual | Limits |
|---|---|---|---|---|---|---|
| alpha-BHC | 49.65 | 50.00 | ug/Kg | 99% | | 22-129 |
| beta-BHC | 54.42 | 50.00 | ug/Kg | 109% | | 28-125 |
| gamma-BHC | 53.06 | 50.00 | ug/Kg | 106% | | 22-128 |
| delta-BHC | 52.83 | 50.00 | ug/Kg | 106% | | 24-131 |
| Heptachlor | 51.16 | 50.00 | ug/Kg | 102% | | 18-124 |
| Aldrin | 47.28 | 50.00 | ug/Kg | 95% | | 23-120 |
| Heptachlor epoxide | 54.28 | 50.00 | ug/Kg | 109% | | 26-120 |
| Endosulfan I | 57.14 | 50.00 | ug/Kg | 114% | | 25-126 |
| Dieldrin | 52.68 | 50.00 | ug/Kg | 105% | | 23-124 |
| 4,4'-DDE | 57.75 | 50.00 | ug/Kg | 116% | | 28-121 |
| Endrin | 54.26 | 50.00 | ug/Kg | 109% | | 25-127 |
| Endosulfan II | 54.79 | 50.00 | ug/Kg | 110% | | 29-121 |
| Endosulfan sulfate | 50.60 | 50.00 | ug/Kg | 101% | | 30-121 |
| 4,4'-DDD | 52.38 | 50.00 | ug/Kg | 105% | | 26-120 |
| Endrin aldehyde | 38.48 | 50.00 | ug/Kg | 77% | | 10-120 |
| Endrin ketone | 58.49 | 50.00 | ug/Kg | 117% | # | 28-125 |
| 4,4'-DDT | 50.58 | 50.00 | ug/Kg | 101% | | 22-125 |
| Methoxychlor | 55.09 | 50.00 | ug/Kg | 110% | | 28-130 |
| **Surrogates** | | | | | | |
| TCMX | 44.17 | 50.00 | ug/Kg | 88% | | 23-120 |
| Decachlorobiphenyl | 45.42 | 50.00 | ug/Kg | 91% | | 24-120 |

ENTHALPY ANALYTICAL

# Batch QC

| | | | | | |
|---|---|---|---|---|---|
| **Type:** | **Matrix Spike** | **Lab ID:** | **QC1119060** | **Batch:** | **330118** |
| **Matrix (Source ID):** | **Soil (499402-056)** | **Method:** | **EPA 8081A** | **Prep Method:** | **EPA 3546** |

| QC1119060 Analyte | Result | Source Sample Result | Spiked | Units | Recovery | Qual | Limits | DF |
|---|---|---|---|---|---|---|---|---|
| alpha-BHC | 45.91 | ND | 51.02 | ug/Kg | 90% | | 46-120 | 10 |
| beta-BHC | 58.92 | ND | 51.02 | ug/Kg | 115% | | 41-120 | 10 |
| gamma-BHC | 59.10 | ND | 51.02 | ug/Kg | 116% | | 41-120 | 10 |
| delta-BHC | 40.73 | ND | 51.02 | ug/Kg | 80% | | 38-123 | 10 |
| Heptachlor | 48.30 | ND | 51.02 | ug/Kg | 95% | | 39-120 | 10 |
| Aldrin | 43.28 | ND | 51.02 | ug/Kg | 85% | | 34-120 | 10 |
| Heptachlor epoxide | 49.84 | ND | 51.02 | ug/Kg | 98% | | 43-120 | 10 |
| Endosulfan I | 55.83 | ND | 51.02 | ug/Kg | 109% | | 45-120 | 10 |
| Dieldrin | 48.02 | ND | 51.02 | ug/Kg | 94% | | 45-120 | 10 |
| 4,4'-DDE | 58.25 | ND | 51.02 | ug/Kg | 114% | | 34-120 | 10 |
| Endrin | 42.11 | ND | 51.02 | ug/Kg | 83% | | 40-120 | 10 |
| Endosulfan II | 48.51 | ND | 51.02 | ug/Kg | 95% | | 41-120 | 10 |
| Endosulfan sulfate | 39.65 | ND | 51.02 | ug/Kg | 78% | | 42-120 | 10 |
| 4,4'-DDD | 41.81 | ND | 51.02 | ug/Kg | 82% | | 41-120 | 10 |
| Endrin aldehyde | 36.46 | ND | 51.02 | ug/Kg | 71% | | 30-120 | 10 |
| Endrin ketone | 45.61 | ND | 51.02 | ug/Kg | 89% | # | 45-120 | 10 |
| 4,4'-DDT | 38.11 | ND | 51.02 | ug/Kg | 75% | | 35-127 | 10 |
| Methoxychlor | 38.92 | ND | 51.02 | ug/Kg | | DO | 42-136 | 10 |
| **Surrogates** | | | | | | | | |
| TCMX | 51.07 | | 51.02 | ug/Kg | | DO | 23-120 | 10 |
| Decachlorobiphenyl | 40.04 | | 51.02 | ug/Kg | | DO | 24-120 | 10 |

ENTHALPY ANALYTICAL

# Batch QC

| Type: | Matrix Spike Duplicate | Lab ID: | QC1119061 | Batch: | 330118 |
|---|---|---|---|---|---|
| Matrix (Source ID): | Soil (499402-056) | Method: | EPA 8081A | Prep Method: | EPA 3546 |

| QC1119061 Analyte | Result | Source Sample Result | Spiked | Units | Recovery | Qual | Limits | RPD | RPD Lim | DF |
|---|---|---|---|---|---|---|---|---|---|---|
| alpha-BHC | 46.80 | ND | 51.02 | ug/Kg | 92% | | 46-120 | 2 | 30 | 10 |
| beta-BHC | 57.72 | ND | 51.02 | ug/Kg | 113% | | 41-120 | 2 | 30 | 10 |
| gamma-BHC | 58.48 | ND | 51.02 | ug/Kg | 115% | | 41-120 | 1 | 30 | 10 |
| delta-BHC | 42.72 | ND | 51.02 | ug/Kg | 84% | | 38-123 | 5 | 30 | 10 |
| Heptachlor | 51.97 | ND | 51.02 | ug/Kg | 102% | | 39-120 | 7 | 30 | 10 |
| Aldrin | 49.58 | ND | 51.02 | ug/Kg | 97% | | 34-120 | 14 | 30 | 10 |
| Heptachlor epoxide | 58.48 | ND | 51.02 | ug/Kg | 115% | | 43-120 | 16 | 30 | 10 |
| Endosulfan I | 56.44 | ND | 51.02 | ug/Kg | 111% | | 45-120 | 1 | 30 | 10 |
| Dieldrin | 48.11 | ND | 51.02 | ug/Kg | 94% | | 45-120 | 0 | 30 | 10 |
| 4,4'-DDE | 63.10 | ND | 51.02 | ug/Kg | 124% | * | 34-120 | 8 | 30 | 10 |
| Endrin | 45.67 | ND | 51.02 | ug/Kg | 90% | | 40-120 | 8 | 30 | 10 |
| Endosulfan II | 47.81 | ND | 51.02 | ug/Kg | 94% | | 41-120 | 1 | 30 | 10 |
| Endosulfan sulfate | 39.38 | ND | 51.02 | ug/Kg | 77% | | 42-120 | 1 | 30 | 10 |
| 4,4'-DDD | 42.20 | ND | 51.02 | ug/Kg | 83% | | 41-120 | 1 | 30 | 10 |
| Endrin aldehyde | 35.12 | ND | 51.02 | ug/Kg | 69% | | 30-120 | 4 | 30 | 10 |
| Endrin ketone | 46.04 | ND | 51.02 | ug/Kg | 90% | # | 45-120 | 1 | 30 | 10 |
| 4,4'-DDT | 42.83 | ND | 51.02 | ug/Kg | 84% | | 35-127 | 12 | 30 | 10 |
| Methoxychlor | 38.07 | ND | 51.02 | ug/Kg | | DO | 42-136 | | 30 | 10 |
| **Surrogates** | | | | | | | | | | |
| TCMX | 52.67 | | 51.02 | ug/Kg | | DO | 23-120 | | | 10 |
| Decachlorobiphenyl | 39.44 | | 51.02 | ug/Kg | | DO | 24-120 | | | 10 |

| Type: | Lab Control Sample | Lab ID: | QC1118256 | Batch: | 329942 |
|---|---|---|---|---|---|
| Matrix: | Soil | Method: | EPA 8260B | Prep Method: | EPA 5030B |

| QC1118256 Analyte | Result | Spiked | Units | Recovery | Qual | Limits |
|---|---|---|---|---|---|---|
| TPH Gasoline | 455.3 | 500.0 | ug/Kg | 91% | | 70-130 |
| **Surrogates** | | | | | | |
| Dibromofluoromethane | 51.48 | 50.00 | ug/Kg | 103% | | 70-130 |
| 1,2-Dichloroethane-d4 | 53.23 | 50.00 | ug/Kg | 106% | | 70-145 |
| Toluene-d8 | 49.95 | 50.00 | ug/Kg | 100% | | 70-145 |
| Bromofluorobenzene | 51.87 | 50.00 | ug/Kg | 104% | | 70-145 |

| Type: | Lab Control Sample Duplicate | Lab ID: | QC1118257 | Batch: | 329942 |
|---|---|---|---|---|---|
| Matrix: | Soil | Method: | EPA 8260B | Prep Method: | EPA 5030B |

| QC1118257 Analyte | Result | Spiked | Units | Recovery | Qual | Limits | RPD | RPD Lim |
|---|---|---|---|---|---|---|---|---|
| TPH Gasoline | 461.5 | 500.0 | ug/Kg | 92% | | 70-130 | 1 | 20 |
| **Surrogates** | | | | | | | | |
| Dibromofluoromethane | 50.21 | 50.00 | ug/Kg | 100% | | 70-130 | | |
| 1,2-Dichloroethane-d4 | 52.86 | 50.00 | ug/Kg | 106% | | 70-145 | | |
| Toluene-d8 | 50.27 | 50.00 | ug/Kg | 101% | | 70-145 | | |
| Bromofluorobenzene | 52.57 | 50.00 | ug/Kg | 105% | | 70-145 | | |

# Batch QC

| | | | |
|---|---|---|---|
| **Type: Blank** | **Lab ID: QC1118258** | **Batch: 329942** | |
| **Matrix: Soil** | **Method: EPA 8260B** | **Prep Method: EPA 5030B** | |

| QC1118258 Analyte | Result | Qual | Units | RL | MDL | Prepared | Analyzed |
|---|---|---|---|---|---|---|---|
| TPH Gasoline | ND | | ug/Kg | 100 | | 01/06/24 | 01/06/24 |
| **Surrogates** | | | | **Limits** | | | |
| Dibromofluoromethane | 101% | | %REC | 70-130 | | 01/06/24 | 01/06/24 |
| 1,2-Dichloroethane-d4 | 108% | | %REC | 70-145 | | 01/06/24 | 01/06/24 |
| Toluene-d8 | 104% | | %REC | 70-145 | | 01/06/24 | 01/06/24 |
| Bromofluorobenzene | 104% | | %REC | 70-145 | | 01/06/24 | 01/06/24 |

| | | | |
|---|---|---|---|
| **Type: Blank** | **Lab ID: QC1118259** | **Batch: 329942** | |
| **Matrix: Soil** | **Method: EPA 8260B** | **Prep Method: EPA 5030B** | |

| QC1118259 Analyte | Result | Qual | Units | RL | MDL | Prepared | Analyzed |
|---|---|---|---|---|---|---|---|
| TPH Gasoline | ND | | ug/Kg | 5,000 | | 01/06/24 | 01/06/24 |
| **Surrogates** | | | | **Limits** | | | |
| Dibromofluoromethane | 99% | | %REC | 70-130 | | 01/06/24 | 01/06/24 |
| 1,2-Dichloroethane-d4 | 105% | | %REC | 70-145 | | 01/06/24 | 01/06/24 |
| Toluene-d8 | 106% | | %REC | 70-145 | | 01/06/24 | 01/06/24 |
| Bromofluorobenzene | 106% | | %REC | 70-145 | | 01/06/24 | 01/06/24 |

| | |
|---|---|
| # | CCV drift outside limits; average CCV drift within limits per method requirements |
| * | Value is outside QC limits |
| DO | Diluted Out |
| J | Estimated value |
| ND | Not Detected |

**Laboratory Job Number 499402**

**Subcontracted Products**

**SGS Forensic**

**Final Report**

# Bulk Asbestos Analysis

(EPA Method 40CFR, Part 763, Appendix E to Subpart E and EPA 600/R-93-116, Visual Area Estimation)
NVLAP Lab Code: 101459-0

Enthalpy Analytical LLC
Richard Villafania
2323 5th Street

Berkeley, CA 94710

**Client ID:** 1137
**Report Number:** B355472
**Date Received:** 01/05/24
**Date Analyzed:** 01/10/24
**Date Printed:** 01/10/24
**First Reported:** 01/10/24

**Job ID/Site:** PO# Required - Enthalpy EO-499402

**Date(s) Collected:** 01/04/2024

**SGSFL Job ID:** 1137
**Total Samples Submitted:** 7
**Total Samples Analyzed:** 7

| Sample ID | Lab Number | Asbestos Type | Percent in Layer | Asbestos Type | Percent in Layer | Asbestos Type | Percent in Layer |
|---|---|---|---|---|---|---|---|
| **CB0607-3-.05** | 12721213 | | | | | | |
| Layer: Brown Soil | | | **ND** | | | | |
| Total Composite Values of Fibrous Components: Cellulose (Trace) | | **Asbestos (ND)** | | | | | |
| **CB0607-3-2.5** | 12721214 | | | | | | |
| Layer: Brown Soil | | | **ND** | | | | |
| Total Composite Values of Fibrous Components: Cellulose (Trace) | | **Asbestos (ND)** | | | | | |
| **PC-1-.05** | 12721215 | | | | | | |
| Layer: Brown Soil | | | **ND** | | | | |
| Total Composite Values of Fibrous Components: Cellulose (Trace) | | **Asbestos (ND)** | | | | | |
| **PC-1-2.5** | 12721216 | | | | | | |
| Layer: Brown Soil | | | **ND** | | | | |
| Total Composite Values of Fibrous Components: Cellulose (Trace) | | **Asbestos (ND)** | | | | | |
| **PL-1-.05** | 12721217 | | | | | | |
| Layer: Brown Soil | | | **ND** | | | | |
| Total Composite Values of Fibrous Components: Cellulose (Trace) | | **Asbestos (ND)** | | | | | |
| **PL-1-3.1** | 12721218 | | | | | | |
| Layer: Brown Soil | | | **ND** | | | | |
| Total Composite Values of Fibrous Components: Cellulose (Trace) | | **Asbestos (ND)** | | | | | |
| **DUP-5** | 12721219 | | | | | | |
| Layer: Brown Soil | | | **ND** | | | | |
| Total Composite Values of Fibrous Components: Cellulose (Trace) | | **Asbestos (ND)** | | | | | |



3777 Depot Road, Suite 409, Hayward, CA 94545 | Phone: 510.887.8828 / 800.827.3274 Fax: 510.887.4218 | https://falaboratories.sgs.com

**Report Number:** B355472

**Client Name:** Enthalpy Analytical LLC **Date Printed:** 01/10/24

| Sample ID | Lab Number | Asbestos Type | Percent in Layer | Asbestos Type | Percent in Layer | Asbestos Type | Percent in Layer |
|---|---|---|---|---|---|---|---|

Maria E. Cosper

Maria Cosper, Laboratory Supervisor, Hayward Laboratory

Note: Limit of Quantification ('LOQ') = 1%. 'Trace' denotes the presence of asbestos below the LOQ. 'ND' = 'None Detected'.

Analytical results and reports are generated by SGS Forensic Laboratories (SGSFL) at the request of and for the exclusive use of the person or entity (client) named on such report. Results, reports or copies of same will not be released by SGSFL to any third party without prior written request from client. This report applies only to the sample(s) tested. Supporting laboratory documentation is available upon request. This report must not be reproduced except in full, unless approved by SGSFL. The client is solely responsible for the use and interpretation of test results and reports requested from SGSFL. This report must not be used by the client to claim product endorsement by NVLAP or any other agency of the U.S. Government. SGSFL is not able to assess the degree of hazard resulting from materials analyzed. SGS Forensic Laboratories reserves the right to dispose of all samples after a period of thirty (30) days, according to all state and federal guidelines, unless otherwise specified. All samples were received in acceptable condition unless otherwise noted.



3777 Depot Road, Suite 409, Hayward, CA 94545 | Phone: 510.887.8828 / 800.827.3274 Fax: 510.887.4218 | https://falaboratories.sgs.com

ENTHALPY ANALYTICAL

Enthalpy Analytical - Orange
Orange, CA 92868
(714) 771-6900 / Fax: (510) 486-0532

Subcontract Laboratory:
SGS Forensic
3777 Depot Road
Suite 409
Hayward, CA 94545
ATTN:
PO #: Required, to be sent via email

Enthalpy Order: EO-499402
PM: Richard Villafania
Email: richard.villafania@enthalpy.com
CC: incomingreports@enthalpy.com
Phone: (714) 771-6900

Results Due: Standard TAT
Report Level: II
Report To: RL
EDDs:

Notes:

| Sample ID | Collected | Lab ID | # Cont. | Matrix | Analysis Requested | Comment |
|---|---|---|---|---|---|---|
| CB0607-3-0.5 | 04-JAN-2024 10:15 | 499402-023 | 1 | Soil | Asbestos by PLM | |
| CB0607-3-2.5 | 04-JAN-2024 10:20 | 499402-027 | 1 | Soil | Asbestos by PLM | |
| PC-1-0.5 | 03-JAN-2024 09:40 | 499402-047 | 1 | Soil | Asbestos by PLM | |
| PC-1-2.5 | 03-JAN-2024 09:45 | 499402-049 | 1 | Soil | Asbestos by PLM | |
| PL-1-0.5 | 04-JAN-2024 12:35 | 499402-051 | 1 | Soil | Asbestos by PLM | |
| PL-1-3.1 | 04-JAN-2024 12:40 | 499402-053 | 1 | Soil | Asbestos by PLM | |
| DUP-5 | 04-JAN-2024 00:00 | 499402-055 | 1 | Soil | Asbestos by PLM | |

| Notes: | Relinquished By: | Received By: |
|---|---|---|
| | | RECEIVED |
| | Date: Audrey Hudson 1/5/24 14:19 | Date: JAN 05 2024 DIO |
| | Date: | Date: 2:21 PM |
| | | |
| | Date: | Date: |

SGS FORENSIC LABORATORIES

**Final**

# ASBESTOS ANALYSIS REPORT
## QUANTITATIVE SOIL (EPA 600/R-93/116, Part 2.5)
### Transmission Electron Microscopy

| | | | |
|---|---|---|---|
| Client Name: | Enthalpy Analytical LLC | Page: | 1/1 |
| Contact: | Richard Villafania | Client Number: | 1137 |
| Address: | 2323 5th St. | Report Number: | T037180 |
| City,State,Zip: | Berkeley, CA 94710 | Date Received: | 2/1/2024 |

| | | | |
|---|---|---|---|
| Site: | | Analyst: | M Bryant |
| Location: | | Date Analyzed: | 2/8/2024 |
| P.O.#: | EO-499402 | Date Printed: | 2/8/2024 |
| Date Collected: | 1/4/2024 | | |

**ANALYTICAL RESULTS**

| Client Sample Number | Lab Sample Number | Asbestos Mass Conc. µg/L | **Asbestos Weight Percent** | Asbestos Type(s)* |
|---|---|---|---|---|
| CB0607-32.5 | 20143417 | 0.0000 | **<0.001%** | ND |
| PL-1-3.1 | 20143418 | 0.0000 | **<0.001%** | ND |

TEM: Phillips CM 12 EDXA: EDS/Noran 3 Mag: 20,000x

Karen Buehler

Karen Buehler,TEM Supervisor

* Asbestos types: CH=chrysotile; AM=amosite; TR=tremolite; AC=actinolite; CR=crocidolite; AN=anthophyllite; ND=none detected.
NA=Not Analyzed

Analytical results and reports are generated by SGS Forensic Laboratories (SGSFL) at the request of and for the exclusive use of the person or entity (client) named on such report. Results, reports or copies of same will not be released by SGSFL to any thrid party without prior written request from client. This report applies only to the sample(s) tested. Supporting laboratory documentation is available upon request. This report must not be reproduced except in full with approval from SGSFL. The client is solely responsible for the use and interpretation of test results and reports requested from SGSFL. This report must not be used by the client to claim product endorsement by NVLAP or any U.S. government agency. SGSFL is unable to assess the degree of hazard resulting from materials analyzed. SGS Forensic Laboratories reserves the right to dispose of al samples after a period of 30 days, according to all state and federal guidelines, unless otherwise specified.

ENTHALPY ANALYTICAL

Enthalpy Analytical - Orange
Orange, CA 92868
(714) 771-6900 / Fax: (510) 486-0532

Subcontract Laboratory:
SGS Forensic
3777 Depot Road
Suite 409
Hayward, CA 94545
ATTN: Sample Control
PO #: Required, to be sent via email

Enthalpy Order: EO-499402
PM: Richard Villafania
Email: richard.villafania@enthalpy.com
CC: incomingreports@enthalpy.com
Phone: (714) 771-6900

Results Due: Standard TAT
Report Level: II
Report To: RL
EDDs:

Notes:

| Sample ID | Collected | Lab ID | # Cont. | Matrix | Analysis Requested | Comment |
|---|---|---|---|---|---|---|
| CB0607-3-2.5 | 04-JAN-2024 10:20 | 499402-027 | 1 | Soil | Asbestos by TEM | |
| PL-1-3.1 | 04-JAN-2024 12:40 | 499402-053 | 1 | Soil | Asbestos by TEM | |

| Notes: | Relinquished By: | Received By: |
|---|---|---|
| | | |
| | Date: 1/31/24 1500 | Date: RECEIVED FX-0278 FEB 01 2024 |
| | Date: | Date: 1030am BY: |
| | | |
| | Date: | Date: |

McCampbell Analytical, Inc.

*"When Quality Counts"*

# Analytical Report

**WorkOrder:** 2401301

**Report Created for:** ARCADIS US, INC.

101 Creekside Ridge Court, Suite 200
Roseville, CA 95678

**Project Contact:** Julie Munn
**Project P.O.:** US3460013093
**Project:** 30155232; SCUSD- Westwood School

**Project Received:** 01/05/2024

Analytical Report reviewed & approved for release on 01/12/2024 by:

Christine Askari
Project Manager

***The report shall not be reproduced except in full, without the written approval of the laboratory. The analytical results relate only to the items tested. Results reported conform to the most current NELAP standards, where applicable, unless otherwise stated in a case narrative.***

McCampbell Analytical, Inc.
"When Quality Counts"
1534 Willow Pass Road, Pittsburg, CA 94565-1701
Toll Free Telephone: (877) 252-9262 / Fax: (925) 252-9269
http://www.mccampbell.com / E-mail: main@mccampbell.com

# Glossary of Terms & Qualifier Definitions

**Client:** ARCADIS US, INC. **WorkOrder:** 2401301

**Project:** 30155232; SCUSD- Westwood School

## Glossary Abbreviation

| | |
|---|---|
| %D | Serial Dilution Percent Difference |
| 95% Interval | 95% Confident Interval |
| CCV | Continuing Calibration Verification. |
| CCV REC (%) | % recovery of Continuing Calibration Verification. |
| CPT | Consumer Product Testing not NELAP Accredited |
| DF | Dilution Factor |
| DI WET | (DISTLC) Waste Extraction Test using DI water |
| DISS | Dissolved (direct analysis of 0.45 µm filtered and acidified water sample) |
| DLT | Dilution Test (Serial Dilution) |
| DUP | Duplicate |
| EDL | Estimated Detection Limit |
| ERS | External reference sample. Second source calibration verification. |
| ITEF | International Toxicity Equivalence Factor |
| LCS | Laboratory Control Sample |
| LCS2 | Second LCS for the batch. Spike level is lower than that for the first LCS; applicable to method 1633. |
| LQL | Lowest Quantitation Level |
| MB | Method Blank |
| MB % Rec | % Recovery of Surrogate in Method Blank, if applicable |
| MDL | Method Detection Limit [1] |
| ML | Minimum Level of Quantitation |
| MS | Matrix Spike |
| MSD | Matrix Spike Duplicate |
| NA | Not Applicable |
| ND | Not detected at or above the indicated MDL or RL |
| NR | Data Not Reported due to matrix interference or insufficient sample amount. |
| PDS | Post Digestion Spike |
| PF | Prep Factor |
| RD | Relative Difference |
| RL | Reporting Limit [2] |
| RPD | Relative Percent Difference |
| RRT | Relative Retention Time |
| RSD | Relative Standard Deviation |
| SNR | Surrogate is diluted out of the calibration range |
| SPK Val | Spike Value |

[1] MDL is the minimum measured concentration of a substance that can be reported with 99% confidence that the measured concentration is distinguishable from method blank results. Definition and Procedure for the Determination of the Method Detection Limit, Revision 2, 40CFR, Part 136, Appendix B, EPA 821-R-16-006, December 2016. Values are based upon our default extraction volume/amount and are subject to change.

[2] RL is the lowest level that can be reliably determined within specified limits of precision and accuracy during routine laboratory operating conditions. (The RL cannot be lower than the lowest calibration standard used in the initial calibration of the instrument and must be greater than the MDL.) Values are based upon our default extraction volume/amount and are subject to change.

McCampbell Analytical, Inc.
*"When Quality Counts"*

1534 Willow Pass Road, Pittsburg, CA 94565-1701
Toll Free Telephone: (877) 252-9262 / Fax: (925) 252-9269
http://www.mccampbell.com / E-mail: main@mccampbell.com

# Glossary of Terms & Qualifier Definitions

**Client:** ARCADIS US, INC. **WorkOrder:** 2401301

**Project:** 30155232; SCUSD- Westwood School

| | |
|---|---|
| SPKRef Val | Spike Reference Value |
| SPLP | Synthetic Precipitation Leachate Procedure |
| ST | Sorbent Tube |
| TCLP | Toxicity Characteristic Leachate Procedure |
| TEQ | Toxicity Equivalents |
| TNTC | “Too Numerous to Count;” greater than 250 colonies observed on the plate. |
| TZA | TimeZone Net Adjustment for sample collected outside of MAI's UTC. |
| WET (STLC) | Waste Extraction Test (Soluble Threshold Limit Concentration) |

## Analytical Qualifiers

| | |
|---|---|
| N | Collection date and/or time not provided |

## Quality Control Qualifiers

| | |
|---|---|
| F1 | MS/MSD recovery and/or RPD is out of acceptance criteria; LCS validates the prep batch. |
| F3 | The surrogate standard recovery and/or RPD is outside of acceptance limits. |

McCampbell Analytical, Inc.
*"When Quality Counts"*

1534 Willow Pass Road, Pittsburg, CA 94565-1701
Toll Free Telephone: (877) 252-9262 / Fax: (925) 252-9269
http://www.mccampbell.com / E-mail: main@mccampbell.com

# Case Narrative

**Client:** ARCADIS US, INC.
**Project:** 30155232; SCUSD- Westwood School

**Work Order:** 2401301
January 12, 2024

Percent Moisture

In accordance with SW-846, 8000, percent moisture is reported as:

[Moisture Weight (g)] / [Sample Wet Weight (g)] x 100

McCampbell Analytical, Inc.
*"When Quality Counts"*

1534 Willow Pass Road, Pittsburg, CA 94565-1701
Toll Free Telephone: (877) 252-9262 / Fax: (925) 252-9269
http://www.mccampbell.com / E-mail: main@mccampbell.com

# Analytical Report

| | | | |
|---|---|---|---|
| **Client:** | ARCADIS US, INC. | **WorkOrder:** | 2401301 |
| **Date Received:** | 01/05/2024 9:42 | **Extraction Method:** | SW3540C/3630C |
| **Date Prepared:** | 01/05/2024-01/09/2024 | **Analytical Method:** | SW8082A |
| **Project:** | 30155232; SCUSD- Westwood School | **Unit:** | mg/kg-dry |

## Polychlorinated Biphenyls (PCBs) Aroclors w/ Soxhlet Extraction and Silica Gel Clean-up

| Client ID | Lab ID | Matrix | Date Collected | Instrument | Batch ID |
|---|---|---|---|---|---|
| MPB-1-0.5 | 2401301-001A | Soil | 01/04/2024 12:50 | GC23 01082447.d | 285397 |

| Analytes | Result | MDL | RL | DF | Date Analyzed |
|---|---|---|---|---|---|
| Aroclor1016 | ND | 0.057 | 0.057 | 1 | 01/08/2024 23:09 |
| Aroclor1221 | ND | 0.057 | 0.057 | 1 | 01/08/2024 23:09 |
| Aroclor1232 | ND | 0.057 | 0.057 | 1 | 01/08/2024 23:09 |
| Aroclor1242 | ND | 0.057 | 0.057 | 1 | 01/08/2024 23:09 |
| Aroclor1248 | ND | 0.057 | 0.057 | 1 | 01/08/2024 23:09 |
| Aroclor1254 | ND | 0.057 | 0.057 | 1 | 01/08/2024 23:09 |
| Aroclor1260 | ND | 0.057 | 0.057 | 1 | 01/08/2024 23:09 |
| PCBs, total | ND | NA | 0.057 | 1 | 01/08/2024 23:09 |

| Surrogates | REC (%) | Limits | |
|---|---|---|---|
| Decachlorobiphenyl | 75 | 60-140 | 01/08/2024 23:09 |

Analyst(s): CN

| Client ID | Lab ID | Matrix | Date Collected | Instrument | Batch ID |
|---|---|---|---|---|---|
| MPB-2-0.5 | 2401301-002A | Soil | 01/04/2024 11:05 | GC22 01112424.D | 285551 |

| Analytes | Result | MDL | RL | DF | Date Analyzed |
|---|---|---|---|---|---|
| Aroclor1016 | ND | 0.055 | 0.055 | 1 | 01/11/2024 17:14 |
| Aroclor1221 | ND | 0.055 | 0.055 | 1 | 01/11/2024 17:14 |
| Aroclor1232 | ND | 0.055 | 0.055 | 1 | 01/11/2024 17:14 |
| Aroclor1242 | ND | 0.055 | 0.055 | 1 | 01/11/2024 17:14 |
| Aroclor1248 | ND | 0.055 | 0.055 | 1 | 01/11/2024 17:14 |
| Aroclor1254 | ND | 0.055 | 0.055 | 1 | 01/11/2024 17:14 |
| Aroclor1260 | ND | 0.055 | 0.055 | 1 | 01/11/2024 17:14 |
| PCBs, total | ND | NA | 0.055 | 1 | 01/11/2024 17:14 |

| Surrogates | REC (%) | Limits | |
|---|---|---|---|
| Decachlorobiphenyl | 69 | 60-140 | 01/11/2024 17:14 |

Analyst(s): CK

*(Cont.)*

McCampbell Analytical, Inc.
*"When Quality Counts"*

1534 Willow Pass Road, Pittsburg, CA 94565-1701
Toll Free Telephone: (877) 252-9262 / Fax: (925) 252-9269
http://www.mccampbell.com / E-mail: main@mccampbell.com

# Analytical Report

| | | | |
|---|---|---|---|
| **Client:** | ARCADIS US, INC. | **WorkOrder:** | 2401301 |
| **Date Received:** | 01/05/2024 9:42 | **Extraction Method:** | SW3540C/3630C |
| **Date Prepared:** | 01/05/2024-01/09/2024 | **Analytical Method:** | SW8082A |
| **Project:** | 30155232; SCUSD- Westwood School | **Unit:** | mg/kg-dry |

## Polychlorinated Biphenyls (PCBs) Aroclors w/ Soxhlet Extraction and Silica Gel Clean-up

| Client ID | Lab ID | Matrix | Date Collected | Instrument | Batch ID |
|---|---|---|---|---|---|
| CB0102-1-0.5 | 2401301-003A | Soil | 01/04/2024 09:45 | GC22 01082453.D | 285397 |

| Analytes | Result | MDL | RL | DF | Date Analyzed |
|---|---|---|---|---|---|
| Aroclor1016 | ND | 0.058 | 0.058 | 1 | 01/09/2024 00:55 |
| Aroclor1221 | ND | 0.058 | 0.058 | 1 | 01/09/2024 00:55 |
| Aroclor1232 | ND | 0.058 | 0.058 | 1 | 01/09/2024 00:55 |
| Aroclor1242 | ND | 0.058 | 0.058 | 1 | 01/09/2024 00:55 |
| Aroclor1248 | ND | 0.058 | 0.058 | 1 | 01/09/2024 00:55 |
| Aroclor1254 | ND | 0.058 | 0.058 | 1 | 01/09/2024 00:55 |
| Aroclor1260 | ND | 0.058 | 0.058 | 1 | 01/09/2024 00:55 |
| PCBs, total | ND | NA | 0.058 | 1 | 01/09/2024 00:55 |

| Surrogates | REC (%) | Limits | |
|---|---|---|---|
| Decachlorobiphenyl | 64 | 60-140 | 01/09/2024 00:55 |

Analyst(s): CK

| Client ID | Lab ID | Matrix | Date Collected | Instrument | Batch ID |
|---|---|---|---|---|---|
| CB0102-2-0.5 | 2401301-004A | Soil | 01/03/2024 12:00 | GC23 01082450.d | 285397 |

| Analytes | Result | MDL | RL | DF | Date Analyzed |
|---|---|---|---|---|---|
| Aroclor1016 | ND | 0.057 | 0.057 | 1 | 01/08/2024 23:56 |
| Aroclor1221 | ND | 0.057 | 0.057 | 1 | 01/08/2024 23:56 |
| Aroclor1232 | ND | 0.057 | 0.057 | 1 | 01/08/2024 23:56 |
| Aroclor1242 | ND | 0.057 | 0.057 | 1 | 01/08/2024 23:56 |
| Aroclor1248 | ND | 0.057 | 0.057 | 1 | 01/08/2024 23:56 |
| Aroclor1254 | ND | 0.057 | 0.057 | 1 | 01/08/2024 23:56 |
| Aroclor1260 | ND | 0.057 | 0.057 | 1 | 01/08/2024 23:56 |
| PCBs, total | ND | NA | 0.057 | 1 | 01/08/2024 23:56 |

| Surrogates | REC (%) | Limits | |
|---|---|---|---|
| Decachlorobiphenyl | 65 | 60-140 | 01/08/2024 23:56 |

Analyst(s): CN

*(Cont.)*

McCampbell Analytical, Inc.
*"When Quality Counts"*

1534 Willow Pass Road, Pittsburg, CA 94565-1701
Toll Free Telephone: (877) 252-9262 / Fax: (925) 252-9269
http://www.mccampbell.com / E-mail: main@mccampbell.com

# Analytical Report

| | | | |
|---|---|---|---|
| **Client:** | ARCADIS US, INC. | **WorkOrder:** | 2401301 |
| **Date Received:** | 01/05/2024 9:42 | **Extraction Method:** | SW3540C/3630C |
| **Date Prepared:** | 01/05/2024-01/09/2024 | **Analytical Method:** | SW8082A |
| **Project:** | 30155232; SCUSD- Westwood School | **Unit:** | mg/kg-dry |

## Polychlorinated Biphenyls (PCBs) Aroclors w/ Soxhlet Extraction and Silica Gel Clean-up

| Client ID | Lab ID | Matrix | Date Collected | Instrument | Batch ID |
|---|---|---|---|---|---|
| CB0305-1-0.5 | 2401301-005A | Soil | 01/04/2024 09:25 | GC23 01082451.d | 285397 |

| Analytes | Result | MDL | RL | DF | Date Analyzed |
|---|---|---|---|---|---|
| Aroclor1016 | ND | 0.061 | 0.061 | 1 | 01/09/2024 00:11 |
| Aroclor1221 | ND | 0.061 | 0.061 | 1 | 01/09/2024 00:11 |
| Aroclor1232 | ND | 0.061 | 0.061 | 1 | 01/09/2024 00:11 |
| Aroclor1242 | ND | 0.061 | 0.061 | 1 | 01/09/2024 00:11 |
| Aroclor1248 | ND | 0.061 | 0.061 | 1 | 01/09/2024 00:11 |
| Aroclor1254 | ND | 0.061 | 0.061 | 1 | 01/09/2024 00:11 |
| Aroclor1260 | ND | 0.061 | 0.061 | 1 | 01/09/2024 00:11 |
| PCBs, total | ND | NA | 0.061 | 1 | 01/09/2024 00:11 |

| Surrogates | REC (%) | Limits | |
|---|---|---|---|
| Decachlorobiphenyl | 71 | 60-140 | 01/09/2024 00:11 |

Analyst(s): CN

| Client ID | Lab ID | Matrix | Date Collected | Instrument | Batch ID |
|---|---|---|---|---|---|
| CB0305-2-0.5 | 2401301-006A | Soil | 01/04/2024 09:20 | GC23 01082452.d | 285397 |

| Analytes | Result | MDL | RL | DF | Date Analyzed |
|---|---|---|---|---|---|
| Aroclor1016 | ND | 0.059 | 0.059 | 1 | 01/09/2024 00:27 |
| Aroclor1221 | ND | 0.059 | 0.059 | 1 | 01/09/2024 00:27 |
| Aroclor1232 | ND | 0.059 | 0.059 | 1 | 01/09/2024 00:27 |
| Aroclor1242 | ND | 0.059 | 0.059 | 1 | 01/09/2024 00:27 |
| Aroclor1248 | ND | 0.059 | 0.059 | 1 | 01/09/2024 00:27 |
| Aroclor1254 | ND | 0.059 | 0.059 | 1 | 01/09/2024 00:27 |
| Aroclor1260 | ND | 0.059 | 0.059 | 1 | 01/09/2024 00:27 |
| PCBs, total | ND | NA | 0.059 | 1 | 01/09/2024 00:27 |

| Surrogates | REC (%) | Limits | |
|---|---|---|---|
| Decachlorobiphenyl | 72 | 60-140 | 01/09/2024 00:27 |

Analyst(s): CN

*(Cont.)*

McCampbell Analytical, Inc.
*"When Quality Counts"*

1534 Willow Pass Road, Pittsburg, CA 94565-1701
Toll Free Telephone: (877) 252-9262 / Fax: (925) 252-9269
http://www.mccampbell.com / E-mail: main@mccampbell.com

# Analytical Report

| | | | |
|---|---|---|---|
| **Client:** | ARCADIS US, INC. | **WorkOrder:** | 2401301 |
| **Date Received:** | 01/05/2024 9:42 | **Extraction Method:** | SW3540C/3630C |
| **Date Prepared:** | 01/05/2024-01/09/2024 | **Analytical Method:** | SW8082A |
| **Project:** | 30155232; SCUSD- Westwood School | **Unit:** | mg/kg-dry |

## Polychlorinated Biphenyls (PCBs) Aroclors w/ Soxhlet Extraction and Silica Gel Clean-up

| Client ID | Lab ID | Matrix | Date Collected | Instrument | Batch ID |
|---|---|---|---|---|---|
| CB0607-1-0.5 | 2401301-007A | Soil | 01/04/2024 10:05 | GC23 01082459.d | 285397 |

| Analytes | Result | MDL | RL | DF | Date Analyzed |
|---|---|---|---|---|---|
| Aroclor1016 | ND | 0.053 | 0.053 | 1 | 01/09/2024 02:15 |
| Aroclor1221 | ND | 0.053 | 0.053 | 1 | 01/09/2024 02:15 |
| Aroclor1232 | ND | 0.053 | 0.053 | 1 | 01/09/2024 02:15 |
| Aroclor1242 | ND | 0.053 | 0.053 | 1 | 01/09/2024 02:15 |
| Aroclor1248 | ND | 0.053 | 0.053 | 1 | 01/09/2024 02:15 |
| Aroclor1254 | ND | 0.053 | 0.053 | 1 | 01/09/2024 02:15 |
| Aroclor1260 | ND | 0.053 | 0.053 | 1 | 01/09/2024 02:15 |
| PCBs, total | ND | NA | 0.053 | 1 | 01/09/2024 02:15 |

| Surrogates | REC (%) | Limits | |
|---|---|---|---|
| Decachlorobiphenyl | 75 | 60-140 | 01/09/2024 02:15 |

Analyst(s): CN

| Client ID | Lab ID | Matrix | Date Collected | Instrument | Batch ID |
|---|---|---|---|---|---|
| CB0607-2-0.5 | 2401301-008A | Soil | 01/03/2024 13:50 | GC23 01082461.d | 285397 |

| Analytes | Result | MDL | RL | DF | Date Analyzed |
|---|---|---|---|---|---|
| Aroclor1016 | ND | 0.057 | 0.057 | 1 | 01/09/2024 02:46 |
| Aroclor1221 | ND | 0.057 | 0.057 | 1 | 01/09/2024 02:46 |
| Aroclor1232 | ND | 0.057 | 0.057 | 1 | 01/09/2024 02:46 |
| Aroclor1242 | ND | 0.057 | 0.057 | 1 | 01/09/2024 02:46 |
| Aroclor1248 | ND | 0.057 | 0.057 | 1 | 01/09/2024 02:46 |
| Aroclor1254 | ND | 0.057 | 0.057 | 1 | 01/09/2024 02:46 |
| Aroclor1260 | ND | 0.057 | 0.057 | 1 | 01/09/2024 02:46 |
| PCBs, total | ND | NA | 0.057 | 1 | 01/09/2024 02:46 |

| Surrogates | REC (%) | Limits | |
|---|---|---|---|
| Decachlorobiphenyl | 75 | 60-140 | 01/09/2024 02:46 |

Analyst(s): CN

*(Cont.)*

McCampbell Analytical, Inc.
*"When Quality Counts"*

1534 Willow Pass Road, Pittsburg, CA 94565-1701
Toll Free Telephone: (877) 252-9262 / Fax: (925) 252-9269
http://www.mccampbell.com / E-mail: main@mccampbell.com

# Analytical Report

| | | | |
|---|---|---|---|
| **Client:** | ARCADIS US, INC. | **WorkOrder:** | 2401301 |
| **Date Received:** | 01/05/2024 9:42 | **Extraction Method:** | SW3540C/3630C |
| **Date Prepared:** | 01/05/2024-01/09/2024 | **Analytical Method:** | SW8082A |
| **Project:** | 30155232; SCUSD- Westwood School | **Unit:** | mg/kg-dry |

## Polychlorinated Biphenyls (PCBs) Aroclors w/ Soxhlet Extraction and Silica Gel Clean-up

| Client ID | Lab ID | Matrix | Date Collected | Instrument | Batch ID |
|---|---|---|---|---|---|
| CB0810-1-0.5 | 2401301-009A | Soil | 01/04/2024 10:30 | GC23 01082462.d | 285397 |

| Analytes | Result | MDL | RL | DF | Date Analyzed |
|---|---|---|---|---|---|
| Aroclor1016 | ND | 0.058 | 0.058 | 1 | 01/09/2024 03:02 |
| Aroclor1221 | ND | 0.058 | 0.058 | 1 | 01/09/2024 03:02 |
| Aroclor1232 | ND | 0.058 | 0.058 | 1 | 01/09/2024 03:02 |
| Aroclor1242 | ND | 0.058 | 0.058 | 1 | 01/09/2024 03:02 |
| Aroclor1248 | ND | 0.058 | 0.058 | 1 | 01/09/2024 03:02 |
| Aroclor1254 | ND | 0.058 | 0.058 | 1 | 01/09/2024 03:02 |
| Aroclor1260 | ND | 0.058 | 0.058 | 1 | 01/09/2024 03:02 |
| PCBs, total | ND | NA | 0.058 | 1 | 01/09/2024 03:02 |

| Surrogates | REC (%) | Limits | |
|---|---|---|---|
| Decachlorobiphenyl | 75 | 60-140 | 01/09/2024 03:02 |

Analyst(s): CN

| Client ID | Lab ID | Matrix | Date Collected | Instrument | Batch ID |
|---|---|---|---|---|---|
| CB0810-2-0.5 | 2401301-010A | Soil | 01/04/2024 09:00 | GC23 01082463.d | 285397 |

| Analytes | Result | MDL | RL | DF | Date Analyzed |
|---|---|---|---|---|---|
| Aroclor1016 | ND | 0.055 | 0.055 | 1 | 01/09/2024 03:17 |
| Aroclor1221 | ND | 0.055 | 0.055 | 1 | 01/09/2024 03:17 |
| Aroclor1232 | ND | 0.055 | 0.055 | 1 | 01/09/2024 03:17 |
| Aroclor1242 | ND | 0.055 | 0.055 | 1 | 01/09/2024 03:17 |
| Aroclor1248 | ND | 0.055 | 0.055 | 1 | 01/09/2024 03:17 |
| Aroclor1254 | ND | 0.055 | 0.055 | 1 | 01/09/2024 03:17 |
| Aroclor1260 | ND | 0.055 | 0.055 | 1 | 01/09/2024 03:17 |
| PCBs, total | ND | NA | 0.055 | 1 | 01/09/2024 03:17 |

| Surrogates | REC (%) | Limits | |
|---|---|---|---|
| Decachlorobiphenyl | 71 | 60-140 | 01/09/2024 03:17 |

Analyst(s): CN

*(Cont.)*

McCampbell Analytical, Inc.
*"When Quality Counts"*

1534 Willow Pass Road, Pittsburg, CA 94565-1701
Toll Free Telephone: (877) 252-9262 / Fax: (925) 252-9269
http://www.mccampbell.com / E-mail: main@mccampbell.com

# Analytical Report

| | | | |
|---|---|---|---|
| **Client:** | ARCADIS US, INC. | **WorkOrder:** | 2401301 |
| **Date Received:** | 01/05/2024 9:42 | **Extraction Method:** | SW3540C/3630C |
| **Date Prepared:** | 01/05/2024-01/09/2024 | **Analytical Method:** | SW8082A |
| **Project:** | 30155232; SCUSD- Westwood School | **Unit:** | mg/kg-dry |

## Polychlorinated Biphenyls (PCBs) Aroclors w/ Soxhlet Extraction and Silica Gel Clean-up

| Client ID | Lab ID | Matrix | Date Collected | Instrument | Batch ID |
|---|---|---|---|---|---|
| DUP-1 | 2401301-011A | Soil | <Not Provided> | GC23 01082464.d | 285397 |

| Analytes | Result | Qualifiers | MDL | RL | DF | Date Analyzed |
|---|---|---|---|---|---|---|
| Aroclor1016 | ND | N | 0.057 | 0.057 | 1 | 01/09/2024 03:33 |
| Aroclor1221 | ND | N | 0.057 | 0.057 | 1 | 01/09/2024 03:33 |
| Aroclor1232 | ND | N | 0.057 | 0.057 | 1 | 01/09/2024 03:33 |
| Aroclor1242 | ND | N | 0.057 | 0.057 | 1 | 01/09/2024 03:33 |
| Aroclor1248 | ND | N | 0.057 | 0.057 | 1 | 01/09/2024 03:33 |
| Aroclor1254 | ND | N | 0.057 | 0.057 | 1 | 01/09/2024 03:33 |
| Aroclor1260 | ND | N | 0.057 | 0.057 | 1 | 01/09/2024 03:33 |
| PCBs, total | ND | N | NA | 0.057 | 1 | 01/09/2024 03:33 |

| Surrogates | REC (%) | Limits | |
|---|---|---|---|
| Decachlorobiphenyl | 76 | 60-140 | 01/09/2024 03:33 |

Analyst(s): CN

McCampbell Analytical, Inc.
*"When Quality Counts"*

1534 Willow Pass Road, Pittsburg, CA 94565-1701
Toll Free Telephone: (877) 252-9262 / Fax: (925) 252-9269
http://www.mccampbell.com / E-mail: main@mccampbell.com

# Analytical Report

| | | | |
|---|---|---|---|
| **Client:** | ARCADIS US, INC. | **WorkOrder:** | 2401301 |
| **Date Received:** | 01/05/2024 9:42 | **Extraction Method:** | ASTM D2216 |
| **Date Prepared:** | 01/10/2024-01/11/2024 | **Analytical Method:** | SW8000 |
| **Project:** | 30155232; SCUSD- Westwood School | **Unit:** | wet wt% |

## Percent Moisture

| Client ID | Lab ID | Matrix | Date Collected | Instrument | Batch ID |
|---|---|---|---|---|---|
| MPB-1-0.5 | 2401301-001A | Soil | 01/04/2024 12:50 | WetChem | 285747 |

| Analytes | Result | MDL | RL | Date Analyzed |
|---|---|---|---|---|
| % Moisture | **12.8** | 0.100 | 0.100 | 01/12/2024 13:50 |

Analyst(s): JME

| Client ID | Lab ID | Matrix | Date Collected | Instrument | Batch ID |
|---|---|---|---|---|---|
| MPB-2-0.5 | 2401301-002A | Soil | 01/04/2024 11:05 | WetChem | 285759 |

| Analytes | Result | MDL | RL | Date Analyzed |
|---|---|---|---|---|
| % Moisture | **8.53** | 0.100 | 0.100 | 01/12/2024 15:10 |

Analyst(s): JME

| Client ID | Lab ID | Matrix | Date Collected | Instrument | Batch ID |
|---|---|---|---|---|---|
| CB0102-1-0.5 | 2401301-003A | Soil | 01/04/2024 09:45 | WetChem | 285718 |

| Analytes | Result | MDL | RL | Date Analyzed |
|---|---|---|---|---|
| % Moisture | **14.0** | 0.100 | 0.100 | 01/11/2024 16:45 |

Analyst(s): JME

| Client ID | Lab ID | Matrix | Date Collected | Instrument | Batch ID |
|---|---|---|---|---|---|
| CB0102-2-0.5 | 2401301-004A | Soil | 01/03/2024 12:00 | WetChem | 285645 |

| Analytes | Result | MDL | RL | Date Analyzed |
|---|---|---|---|---|
| % Moisture | **11.8** | 0.100 | 0.100 | 01/10/2024 19:51 |

Analyst(s): JME

*(Cont.)*

McCampbell Analytical, Inc.
*"When Quality Counts"*

1534 Willow Pass Road, Pittsburg, CA 94565-1701
Toll Free Telephone: (877) 252-9262 / Fax: (925) 252-9269
http://www.mccampbell.com / E-mail: main@mccampbell.com

# Analytical Report

| | | | |
|---|---|---|---|
| **Client:** | ARCADIS US, INC. | **WorkOrder:** | 2401301 |
| **Date Received:** | 01/05/2024 9:42 | **Extraction Method:** | ASTM D2216 |
| **Date Prepared:** | 01/10/2024-01/11/2024 | **Analytical Method:** | SW8000 |
| **Project:** | 30155232; SCUSD- Westwood School | **Unit:** | wet wt% |

## Percent Moisture

| Client ID | Lab ID | Matrix | Date Collected | Instrument | Batch ID |
|---|---|---|---|---|---|
| CB0305-1-0.5 | 2401301-005A | Soil | 01/04/2024 09:25 | WetChem | 285758 |

| Analytes | Result | MDL | RL | Date Analyzed |
|---|---|---|---|---|
| % Moisture | **17.6** | 0.100 | 0.100 | 01/12/2024 14:32 |

Analyst(s): JME

| Client ID | Lab ID | Matrix | Date Collected | Instrument | Batch ID |
|---|---|---|---|---|---|
| CB0305-2-0.5 | 2401301-006A | Soil | 01/04/2024 09:20 | WetChem | 285758 |

| Analytes | Result | MDL | RL | Date Analyzed |
|---|---|---|---|---|
| % Moisture | **15.1** | 0.100 | 0.100 | 01/12/2024 14:48 |

Analyst(s): JME

| Client ID | Lab ID | Matrix | Date Collected | Instrument | Batch ID |
|---|---|---|---|---|---|
| CB0607-1-0.5 | 2401301-007A | Soil | 01/04/2024 10:05 | WetChem | 285759 |

| Analytes | Result | MDL | RL | Date Analyzed |
|---|---|---|---|---|
| % Moisture | **5.26** | 0.100 | 0.100 | 01/12/2024 14:56 |

Analyst(s): JME

| Client ID | Lab ID | Matrix | Date Collected | Instrument | Batch ID |
|---|---|---|---|---|---|
| CB0607-2-0.5 | 2401301-008A | Soil | 01/03/2024 13:50 | WetChem | 285747 |

| Analytes | Result | MDL | RL | Date Analyzed |
|---|---|---|---|---|
| % Moisture | **12.5** | 0.100 | 0.100 | 01/12/2024 13:52 |

Analyst(s): JME

*(Cont.)*

McCampbell Analytical, Inc.
*"When Quality Counts"*

1534 Willow Pass Road, Pittsburg, CA 94565-1701
Toll Free Telephone: (877) 252-9262 / Fax: (925) 252-9269
http://www.mccampbell.com / E-mail: main@mccampbell.com

# Analytical Report

| | | | |
|---|---|---|---|
| **Client:** | ARCADIS US, INC. | **WorkOrder:** | 2401301 |
| **Date Received:** | 01/05/2024 9:42 | **Extraction Method:** | ASTM D2216 |
| **Date Prepared:** | 01/10/2024-01/11/2024 | **Analytical Method:** | SW8000 |
| **Project:** | 30155232; SCUSD- Westwood School | **Unit:** | wet wt% |

## Percent Moisture

| Client ID | Lab ID | Matrix | Date Collected | Instrument | Batch ID |
|---|---|---|---|---|---|
| CB0810-1-0.5 | 2401301-009A | Soil | 01/04/2024 10:30 | WetChem | 285718 |

| Analytes | Result | MDL | RL | Date Analyzed |
|---|---|---|---|---|
| % Moisture | **14.1** | 0.100 | 0.100 | 01/11/2024 16:35 |

Analyst(s): JME

| Client ID | Lab ID | Matrix | Date Collected | Instrument | Batch ID |
|---|---|---|---|---|---|
| CB0810-2-0.5 | 2401301-010A | Soil | 01/04/2024 09:00 | WetChem | 285759 |

| Analytes | Result | MDL | RL | Date Analyzed |
|---|---|---|---|---|
| % Moisture | **8.42** | 0.100 | 0.100 | 01/12/2024 15:14 |

Analyst(s): JME

| Client ID | Lab ID | Matrix | Date Collected | Instrument | Batch ID |
|---|---|---|---|---|---|
| DUP-1 | 2401301-011A | Soil | <Not Provided> | WetChem | 285718 |

| Analytes | Result | Qualifiers | MDL | RL | Date Analyzed |
|---|---|---|---|---|---|
| % Moisture | **12.3** | N | 0.100 | 0.100 | 01/11/2024 16:20 |

Analyst(s): JME

McCampbell Analytical, Inc.
*"When Quality Counts"*
1534 Willow Pass Road, Pittsburg, CA 94565-1701
Toll Free Telephone: (877) 252-9262 / Fax: (925) 252-9269
http://www.mccampbell.com / E-mail: main@mccampbell.com

# Quality Control Report

| | | | |
|---|---|---|---|
| **Client:** | ARCADIS US, INC. | **WorkOrder:** | 2401301 |
| **Date Prepared:** | 01/05/2024 | **BatchID:** | 285397 |
| **Date Analyzed:** | 01/08/2024 | **Extraction Method:** | SW3540C/3630C |
| **Instrument:** | GC22, GC23 | **Analytical Method:** | SW8082A |
| **Matrix:** | Solid | **Unit:** | mg/kg |
| **Project:** | 30155232; SCUSD- Westwood School | **Sample ID:** | MB/LCS/LCSD-285397<br>2401301-001AMS/MSD |

## QC for SW8082A w/ Soxhlet Extr and Silica Gel CU

| Analyte | MB Result | MDL | RL | SPK Val | MB SS %REC | MB SS Limits |
|---|---|---|---|---|---|---|
| Aroclor1016 | ND | 0.050 | 0.050 | - | - | - |
| Aroclor1221 | ND | 0.050 | 0.050 | - | - | - |
| Aroclor1232 | ND | 0.050 | 0.050 | - | - | - |
| Aroclor1242 | ND | 0.050 | 0.050 | - | - | - |
| Aroclor1248 | ND | 0.050 | 0.050 | - | - | - |
| Aroclor1254 | ND | 0.050 | 0.050 | - | - | - |
| Aroclor1260 | ND | 0.050 | 0.050 | - | - | - |
| **Surrogate Recovery** | | | | | | |
| Decachlorobiphenyl | 0.036 | | | 0.05 | 72 | 60-140 |

| Analyte | LCS Result | LCSD Result | SPK Val | LCS %REC | LCSD %REC | LCS/LCSD Limits | RPD | RPD Limit |
|---|---|---|---|---|---|---|---|---|
| Aroclor1016 | 0.13 | 0.13 | 0.15 | 87 | 89 | 60-140 | 1.86 | 20 |
| Aroclor1260 | 0.14 | 0.14 | 0.15 | 94 | 93 | 60-140 | 1.08 | 20 |
| **Surrogate Recovery** | | | | | | | | |
| Decachlorobiphenyl | 0.047 | 0.044 | 0.050 | 94 | 88 | 60-140 | 6.73 | 20 |

| Analyte | MS DF | MS Result | MSD Result | SPK Val | SPKRef Val | MS %REC | MSD %REC | MS/MSD Limits | RPD | RPD Limit |
|---|---|---|---|---|---|---|---|---|---|---|
| Aroclor1016 | 1 | 0.087 | 0.086 | 0.15 | ND | 58,F1 | 58,F1 | 60-140 | 0.335 | 20 |
| Aroclor1260 | 1 | 0.37 | 0.34 | 0.15 | ND | 248,F1 | 229,F1 | 60-140 | 7.58 | 20 |
| **Surrogate Recovery** | | | | | | | | | | |
| Decachlorobiphenyl | 1 | 0.020 | 0.021 | 0.050 | | 40,F3 | 42,F3 | 60-140 | 7.22 | 20 |

*(Cont.)*

McCampbell Analytical, Inc.
*"When Quality Counts"*
1534 Willow Pass Road, Pittsburg, CA 94565-1701
Toll Free Telephone: (877) 252-9262 / Fax: (925) 252-9269
http://www.mccampbell.com / E-mail: main@mccampbell.com

# Quality Control Report

| | | | |
|---|---|---|---|
| **Client:** | ARCADIS US, INC. | **WorkOrder:** | 2401301 |
| **Date Prepared:** | 01/09/2024 | **BatchID:** | 285551 |
| **Date Analyzed:** | 01/11/2024 | **Extraction Method:** | SW3540C/3630C |
| **Instrument:** | GC22 | **Analytical Method:** | SW8082A |
| **Matrix:** | Solid | **Unit:** | mg/kg |
| **Project:** | 30155232; SCUSD- Westwood School | **Sample ID:** | MB/LCS/LCSD-285551 |

## QC for SW8082A w/ Soxhlet Extr and Silica Gel CU

| Analyte | MB Result | MDL | RL | SPK Val | MB SS %REC | MB SS Limits |
|---|---|---|---|---|---|---|
| Aroclor1016 | ND | 0.050 | 0.050 | - | - | - |
| Aroclor1221 | ND | 0.050 | 0.050 | - | - | - |
| Aroclor1232 | ND | 0.050 | 0.050 | - | - | - |
| Aroclor1242 | ND | 0.050 | 0.050 | - | - | - |
| Aroclor1248 | ND | 0.050 | 0.050 | - | - | - |
| Aroclor1254 | ND | 0.050 | 0.050 | - | - | - |
| Aroclor1260 | ND | 0.050 | 0.050 | - | - | - |
| **Surrogate Recovery** | | | | | | |
| Decachlorobiphenyl | 0.045 | | | 0.05 | 91 | 60-140 |

| Analyte | LCS Result | LCSD Result | SPK Val | LCS %REC | LCSD %REC | LCS/LCSD Limits | RPD | RPD Limit |
|---|---|---|---|---|---|---|---|---|
| Aroclor1016 | 0.13 | 0.13 | 0.15 | 87 | 88 | 60-140 | 1.40 | 20 |
| Aroclor1260 | 0.14 | 0.13 | 0.15 | 92 | 90 | 60-140 | 2.73 | 20 |
| **Surrogate Recovery** | | | | | | | | |
| Decachlorobiphenyl | 0.045 | 0.042 | 0.050 | 89 | 85 | 60-140 | 5.61 | 20 |

McCampbell Analytical, Inc.
*"When Quality Counts"*

1534 Willow Pass Road, Pittsburg, CA 94565-1701
Toll Free Telephone: (877) 252-9262 / Fax: (925) 252-9269
http://www.mccampbell.com / E-mail: main@mccampbell.com

# Quality Control Report

| | | | |
|---|---|---|---|
| **Client:** | ARCADIS US, INC. | **WorkOrder:** | 2401301 |
| **Date Prepared:** | 01/10/2024 | **BatchID:** | 285645 |
| **Date Analyzed:** | 01/10/2024 | **Extraction Method:** | ASTM D2216 |
| **Instrument:** | WetChem | **Analytical Method:** | SW8000 |
| **Matrix:** | Soil | **Unit:** | wet wt% |
| **Project:** | 30155232; SCUSD- Westwood School | **Sample ID:** | MB-285645 |

## QC Summary Report for Percent Moisture

| Analyte | MB Result | MDL | RL | | | |
|---|---|---|---|---|---|---|
| % Moisture | ND | 0.100 | 0.100 | - | - | - |

*(Cont.)*

McCampbell Analytical, Inc.
*"When Quality Counts"*

1534 Willow Pass Road, Pittsburg, CA 94565-1701
Toll Free Telephone: (877) 252-9262 / Fax: (925) 252-9269
http://www.mccampbell.com / E-mail: main@mccampbell.com

# Quality Control Report

| | | | |
|---|---|---|---|
| **Client:** | ARCADIS US, INC. | **WorkOrder:** | 2401301 |
| **Date Prepared:** | 01/11/2024 | **BatchID:** | 285718 |
| **Date Analyzed:** | 01/11/2024 | **Extraction Method:** | ASTM D2216 |
| **Instrument:** | WetChem | **Analytical Method:** | SW8000 |
| **Matrix:** | Soil | **Unit:** | wet wt% |
| **Project:** | 30155232; SCUSD- Westwood School | **Sample ID:** | MB-285718 |

## QC Summary Report for Percent Moisture

| Analyte | MB Result | MDL | RL | | | |
|---|---|---|---|---|---|---|
| % Moisture | ND | 0.100 | 0.100 | - | - | - |

*(Cont.)*

McCampbell Analytical, Inc.
*"When Quality Counts"*

1534 Willow Pass Road, Pittsburg, CA 94565-1701
Toll Free Telephone: (877) 252-9262 / Fax: (925) 252-9269
http://www.mccampbell.com / E-mail: main@mccampbell.com

# Quality Control Report

| | | | |
|---|---|---|---|
| **Client:** | ARCADIS US, INC. | **WorkOrder:** | 2401301 |
| **Date Prepared:** | 01/11/2024 | **BatchID:** | 285747 |
| **Date Analyzed:** | 01/12/2024 | **Extraction Method:** | ASTM D2216 |
| **Instrument:** | WetChem | **Analytical Method:** | SW8000 |
| **Matrix:** | Soil | **Unit:** | wet wt% |
| **Project:** | 30155232; SCUSD- Westwood School | **Sample ID:** | MB-285747 |

## QC Summary Report for Percent Moisture

| Analyte | MB Result | MDL | RL | | | |
|---|---|---|---|---|---|---|
| % Moisture | ND | 0.100 | 0.100 | - | - | - |

*(Cont.)*

McCampbell Analytical, Inc.
*"When Quality Counts"*

1534 Willow Pass Road, Pittsburg, CA 94565-1701
Toll Free Telephone: (877) 252-9262 / Fax: (925) 252-9269
http://www.mccampbell.com / E-mail: main@mccampbell.com

# Quality Control Report

| | | | |
|---|---|---|---|
| **Client:** | ARCADIS US, INC. | **WorkOrder:** | 2401301 |
| **Date Prepared:** | 01/11/2024 | **BatchID:** | 285758 |
| **Date Analyzed:** | 01/12/2024 | **Extraction Method:** | ASTM D2216 |
| **Instrument:** | WetChem | **Analytical Method:** | SW8000 |
| **Matrix:** | Soil | **Unit:** | wet wt% |
| **Project:** | 30155232; SCUSD- Westwood School | **Sample ID:** | MB-285758<br>2401301-005A |

## QC Summary Report for Percent Moisture

| Analyte | MB Result | MDL | RL | | | |
|---|---|---|---|---|---|---|
| % Moisture | ND | 0.100 | 0.100 | - | - | - |

| Analyte | SAMP Result | DUP Result | RPD | RPD Limit |
|---|---|---|---|---|
| % Moisture | 17.6 | 17.9 | 1.91 | 15 |

*(Cont.)*

McCampbell Analytical, Inc.
*"When Quality Counts"*

1534 Willow Pass Road, Pittsburg, CA 94565-1701
Toll Free Telephone: (877) 252-9262 / Fax: (925) 252-9269
http://www.mccampbell.com / E-mail: main@mccampbell.com

# Quality Control Report

| | | | |
|---|---|---|---|
| **Client:** | ARCADIS US, INC. | **WorkOrder:** | 2401301 |
| **Date Prepared:** | 01/11/2024 | **BatchID:** | 285759 |
| **Date Analyzed:** | 01/12/2024 | **Extraction Method:** | ASTM D2216 |
| **Instrument:** | WetChem | **Analytical Method:** | SW8000 |
| **Matrix:** | Soil | **Unit:** | wet wt% |
| **Project:** | 30155232; SCUSD- Westwood School | **Sample ID:** | MB-285759<br>2401301-007A |

## QC Summary Report for Percent Moisture

| Analyte | MB Result | MDL | RL | | | |
|---|---|---|---|---|---|---|
| % Moisture | ND | 0.100 | 0.100 | - | - | - |

| Analyte | SAMP Result | DUP Result | RPD | RPD Limit |
|---|---|---|---|---|
| % Moisture | 5.26 | 5.69 | 7.85 | 15 |

McCampbell Analytical, Inc.
1534 Willow Pass Rd
Pittsburg, CA 94565-1701
(925) 252-9262

# CHAIN-OF-CUSTODY RECORD



**WorkOrder: 2401301** **ClientCode: AUSR**

☐ WaterTrax ☐ CLIP ☐ EDF ☒ EQuIS ☒ Dry-Weight ☑ Email ☐ HardCopy ☐ ThirdParty ☑ J-flag
☒ Detection Summary ☐ Excel

Report to:
Julie Munn
ARCADIS US, INC.
101 Creekside Ridge Court, Suite 200
Roseville, CA 95678
(916) 865-3153 FAX: 916-786-0366

Email: julie.d.munn@arcadis.com
cc/3rd Party: Juliet.Hutchins@arcadis.com; divya.mehta
PO:
Project: 30155232; SCUSD- Westwood School

Bill to:
Accounts Payable Administration
Arcadis US, Inc.
101 Creekside Ridge Court, Suite 200
Roseville, CA 95678
invoices_us@arcadis.com

**Requested TATs:** **10 days; 5 days;**

*Date Received:* **01/05/2024**
*Date Logged:* **01/05/2024**

| Lab ID | ClientSampID | Matrix | Collection Date | Hold | Requested Tests (See legend below) | | | | | | | | | | | |
|---|---|---|---|---|---|---|---|---|---|---|---|---|---|---|---|---|
| | | | | | 1 | 2 | 3 | 4 | 5 | 6 | 7 | 8 | 9 | 10 | 11 | 12 |
| 2401301-001 | MPB-1-0.5 | Soil | 1/4/2024 12:50 | ☐ | A | A | A | | | | | | | | | |
| 2401301-002 | MPB-2-0.5 | Soil | 1/4/2024 11:05 | ☐ | A | A | A | | | | | | | | | |
| 2401301-003 | CB0102-1-0.5 | Soil | 1/4/2024 09:45 | ☐ | A | A | A | | | | | | | | | |
| 2401301-004 | CB0102-2-0.5 | Soil | 1/3/2024 12:00 | ☐ | A | A | A | | | | | | | | | |
| 2401301-005 | CB0305-1-0.5 | Soil | 1/4/2024 09:25 | ☐ | A | A | A | | | | | | | | | |
| 2401301-006 | CB0305-2-0.5 | Soil | 1/4/2024 09:20 | ☐ | A | A | A | | | | | | | | | |
| 2401301-007 | CB0607-1-0.5 | Soil | 1/4/2024 10:05 | ☐ | A | A | A | | | | | | | | | |
| 2401301-008 | CB0607-2-0.5 | Soil | 1/3/2024 13:50 | ☐ | A | A | A | | | | | | | | | |
| 2401301-009 | CB0810-1-0.5 | Soil | 1/4/2024 10:30 | ☐ | A | A | A | | | | | | | | | |
| 2401301-010 | CB0810-2-0.5 | Soil | 1/4/2024 09:00 | ☐ | A | A | A | | | | | | | | | |
| 2401301-011 | DUP-1 | Soil | <Not Provided> | ☐ | A | A | A | | | | | | | | | |

**Test Legend:**

| | | | | | | | |
|---|---|---|---|---|---|---|---|
| 1 | 8082_Soxhlet_SG_S | 2 | PERmoist_S | 3 | PRDisposal Fee | 4 | |
| 5 | | 6 | | 7 | | 8 | |
| 9 | | 10 | | 11 | | 12 | |

**Prepared by:**

**Comments:**

NOTE: Soil samples are discarded 60 days after receipt unless other arrangements are made (Water samples are 30 days).
Hazardous samples will be returned to client or disposed of at client expense.

McCampbell Analytical, Inc.
*"When Quality Counts"*

1534 Willow Pass Road, Pittsburg, CA 94565-1701
Toll Free Telephone: (877) 252-9262 / Fax: (925) 252-9269
http://www.mccampbell.com / E-mail: main@mccampbell.com

# WORK ORDER SUMMARY

**Client Name:** ARCADIS US, INC. **Project:** 30155232; SCUSD- Westwood School **Work Order:** 2401301
**Client Contact:** Julie Munn **QC Level:** LEVEL 2
**Contact's Email:** julie.d.munn@arcadis.com **Comments:** **Date Logged:** 1/5/2024

☐ WaterTrax ☐ CLIP ☐ EDF ☐ Excel ☐ EQuIS ☑ Email ☐ HardCopy ☐ ThirdParty ☑ J-flag

| LabID | ClientSampID | Matrix | Test Name | Containers /Composites | Bottle & Preservative | U** | Head Space | Dry-Weight | Collection Date & Time | TAT | Test Due Date | Sediment Content | Hold | Sub Out |
|---|---|---|---|---|---|---|---|---|---|---|---|---|---|---|
| 001A | MPB-1-0.5 | Soil | SW 8000 (Percent Moisture) | 1 | 16OZ GJ, Unpres | ☐ | ☐ | ☐ | 1/4/2024 12:50 | 5 days | 1/12/2024 | | ☐ | ☐ |
| | | | SW8082A (PCBs w/ Soxhlet Extraction & SG CU) | | | ☐ | ☐ | ☐ | | 10 days | 1/23/2024 | | ☐ | ☐ |
| 002A | MPB-2-0.5 | Soil | SW 8000 (Percent Moisture) | 1 | 16OZ GJ, Unpres | ☐ | ☐ | ☐ | 1/4/2024 11:05 | 5 days | 1/12/2024 | | ☐ | ☐ |
| | | | SW8082A (PCBs w/ Soxhlet Extraction & SG CU) | | | ☐ | ☐ | ☐ | | 10 days | 1/23/2024 | | ☐ | ☐ |
| 003A | CB0102-1-0.5 | Soil | SW 8000 (Percent Moisture) | 1 | 16OZ GJ, Unpres | ☐ | ☐ | ☐ | 1/4/2024 9:45 | 5 days | 1/12/2024 | | ☐ | ☐ |
| | | | SW8082A (PCBs w/ Soxhlet Extraction & SG CU) | | | ☐ | ☐ | ☐ | | 10 days | 1/23/2024 | | ☐ | ☐ |
| 004A | CB0102-2-0.5 | Soil | SW 8000 (Percent Moisture) | 1 | 16OZ GJ, Unpres | ☐ | ☐ | ☐ | 1/3/2024 12:00 | 5 days | 1/12/2024 | | ☐ | ☐ |
| | | | SW8082A (PCBs w/ Soxhlet Extraction & SG CU) | | | ☐ | ☐ | ☐ | | 10 days | 1/23/2024 | | ☐ | ☐ |
| 005A | CB0305-1-0.5 | Soil | SW 8000 (Percent Moisture) | 1 | 16OZ GJ, Unpres | ☐ | ☐ | ☐ | 1/4/2024 9:25 | 5 days | 1/12/2024 | | ☐ | ☐ |
| | | | SW8082A (PCBs w/ Soxhlet Extraction & SG CU) | | | ☐ | ☐ | ☐ | | 10 days | 1/23/2024 | | ☐ | ☐ |

**NOTES: * STLC and TCLP extractions require 2 days to complete; therefore, all TATs begin after the extraction is completed (i.e., One-day TAT yields results in 3 days from sample submission).**

**- ISM prep requires 5 to 10 days to complete; therefore, all TATs begin after the extraction is completed (i.e., One-day TAT yields results in 6 to 11 days from sample submission). Due date listed on WO summary will not accurately reflect the time needed for sample preparation.**

**- Organic extracts are held for 40 days before disposal; Inorganic extract are held for 30 days.**

**- MAI assumes that all material present in the provided sampling container is considered part of the sample - MAI does not exclude any material from the sample prior to sample preparation unless requested in writing by the client.**

**U** = An unpreserved container was received for a method that suggests a preservation in order to extend hold time for analysis.**

McCampbell Analytical, Inc.
*"When Quality Counts"*

1534 Willow Pass Road, Pittsburg, CA 94565-1701
Toll Free Telephone: (877) 252-9262 / Fax: (925) 252-9269
http://www.mccampbell.com / E-mail: main@mccampbell.com

# WORK ORDER SUMMARY

**Client Name:** ARCADIS US, INC. **Project:** 30155232; SCUSD- Westwood School **Work Order:** 2401301
**Client Contact:** Julie Munn **QC Level:** LEVEL 2
**Contact's Email:** julie.d.munn@arcadis.com **Comments:** **Date Logged:** 1/5/2024

☐ WaterTrax ☐ CLIP ☐ EDF ☐ Excel ☐ EQuIS ☑ Email ☐ HardCopy ☐ ThirdParty ☑ J-flag

| LabID | ClientSampID | Matrix | Test Name | Containers /Composites | Bottle & Preservative | U** | Head Space | Dry-Weight | Collection Date & Time | TAT | Test Due Date | Sediment Content | Hold | Sub Out |
|---|---|---|---|---|---|---|---|---|---|---|---|---|---|---|
| 006A | CB0305-2-0.5 | Soil | SW 8000 (Percent Moisture) | 1 | 16OZ GJ, Unpres | ☐ | ☐ | ☐ | 1/4/2024 9:20 | 5 days | 1/12/2024 | | ☐ | ☐ |
| | | | SW8082A (PCBs w/ Soxhlet Extraction & SG CU) | | | ☐ | ☐ | ☐ | | 10 days | 1/23/2024 | | ☐ | ☐ |
| 007A | CB0607-1-0.5 | Soil | SW 8000 (Percent Moisture) | 1 | 16OZ GJ, Unpres | ☐ | ☐ | ☐ | 1/4/2024 10:05 | 5 days | 1/12/2024 | | ☐ | ☐ |
| | | | SW8082A (PCBs w/ Soxhlet Extraction & SG CU) | | | ☐ | ☐ | ☐ | | 10 days | 1/23/2024 | | ☐ | ☐ |
| 008A | CB0607-2-0.5 | Soil | SW 8000 (Percent Moisture) | 1 | 16OZ GJ, Unpres | ☐ | ☐ | ☐ | 1/3/2024 13:50 | 5 days | 1/12/2024 | | ☐ | ☐ |
| | | | SW8082A (PCBs w/ Soxhlet Extraction & SG CU) | | | ☐ | ☐ | ☐ | | 10 days | 1/23/2024 | | ☐ | ☐ |
| 009A | CB0810-1-0.5 | Soil | SW 8000 (Percent Moisture) | 1 | 16OZ GJ, Unpres | ☐ | ☐ | ☐ | 1/4/2024 10:30 | 5 days | 1/12/2024 | | ☐ | ☐ |
| | | | SW8082A (PCBs w/ Soxhlet Extraction & SG CU) | | | ☐ | ☐ | ☐ | | 10 days | 1/23/2024 | | ☐ | ☐ |
| 010A | CB0810-2-0.5 | Soil | SW 8000 (Percent Moisture) | 1 | 16OZ GJ, Unpres | ☐ | ☐ | ☐ | 1/4/2024 9:00 | 5 days | 1/12/2024 | | ☐ | ☐ |
| | | | SW8082A (PCBs w/ Soxhlet Extraction & SG CU) | | | ☐ | ☐ | ☐ | | 10 days | 1/23/2024 | | ☐ | ☐ |

**NOTES: * STLC and TCLP extractions require 2 days to complete; therefore, all TATs begin after the extraction is completed (i.e., One-day TAT yields results in 3 days from sample submission).**

**- ISM prep requires 5 to 10 days to complete; therefore, all TATs begin after the extraction is completed (i.e., One-day TAT yields results in 6 to 11 days from sample submission). Due date listed on WO summary will not accurately reflect the time needed for sample preparation.**

**- Organic extracts are held for 40 days before disposal; Inorganic extract are held for 30 days.**

**- MAI assumes that all material present in the provided sampling container is considered part of the sample - MAI does not exclude any material from the sample prior to sample preparation unless requested in writing by the client.**

**U** = An unpreserved container was received for a method that suggests a preservation in order to extend hold time for analysis.**

McCampbell Analytical, Inc.
*"When Quality Counts"*

1534 Willow Pass Road, Pittsburg, CA 94565-1701
Toll Free Telephone: (877) 252-9262 / Fax: (925) 252-9269
http://www.mccampbell.com / E-mail: main@mccampbell.com

# WORK ORDER SUMMARY

**Client Name:** ARCADIS US, INC. **Project:** 30155232; SCUSD- Westwood School **Work Order:** 2401301
**Client Contact:** Julie Munn **QC Level:** LEVEL 2
**Contact's Email:** julie.d.munn@arcadis.com **Comments:** **Date Logged:** 1/5/2024

☐ WaterTrax ☐ CLIP ☐ EDF ☐ Excel ☐ EQuIS ☑ Email ☐ HardCopy ☐ ThirdParty ☑ J-flag

| LabID | ClientSampID | Matrix | Test Name | Containers /Composites | Bottle & Preservative | U** | Head Space | Dry-Weight | Collection Date & Time | TAT | Test Due Date | Sediment Content | Hold | Sub Out |
|---|---|---|---|---|---|---|---|---|---|---|---|---|---|---|
| 011A | DUP-1 | Soil | SW 8000 (Percent Moisture) | 1 | 16OZ GJ, Unpres | ☐ | ☐ | ☐ | <Not Provided> | 5 days | 1/12/2024 | | ☐ | ☐ |
| | | | SW8082A (PCBs w/ Soxhlet Extraction & SG CU) | | | ☐ | ☐ | ☐ | | 10 days | 1/23/2024 | | ☐ | ☐ |

**NOTES: * STLC and TCLP extractions require 2 days to complete; therefore, all TATs begin after the extraction is completed (i.e., One-day TAT yields results in 3 days from sample submission).**

**- ISM prep requires 5 to 10 days to complete; therefore, all TATs begin after the extraction is completed (i.e., One-day TAT yields results in 6 to 11 days from sample submission). Due date listed on WO summary will not accurately reflect the time needed for sample preparation.**

**- Organic extracts are held for 40 days before disposal; Inorganic extract are held for 30 days.**

**- MAI assumes that all material present in the provided sampling container is considered part of the sample - MAI does not exclude any material from the sample prior to sample preparation unless requested in writing by the client.**

**U** = An unpreserved container was received for a method that suggests a preservation in order to extend hold time for analysis.**

General COC

MAI Work Order # 2401301

# McCAMPBELL ANALYTICAL, INC.

1534 Willow Pass Rd. Pittsburg, Ca. 94565-1701
Telephone: (877) 252-9262 / Fax: (925) 252-9269
www.mccampbell.com main@mccampbell.com

## CHAIN OF CUSTODY RECORD

| | | | | | | | | | | | | | | | | | | | |
|---|---|---|---|---|---|---|---|---|---|---|---|---|---|---|---|---|---|---|---|
| Turn Around Time: | 1 Day Rush | | 2 Day Rush | | 3 Day Rush | | STD | ● | Quote # | 234717 | | | | | | | | | |
| J-Flag / MDL | ● | ESL | | Cleanup Approved | | Dry Weight | ● | Bottle Order # | | | | | | | | | | | |
| Delivery Format: | PDF | ● | GeoTracker EDF | | EDD | | CLIP EDT (DW) | | Detect Summary | | | | | | | | | | |

Report To: Julie Munn Bill To:

Company: ARCADIS US, INC.

Email: Julie.d.munn@arcadis.com

Alt Email: juliet.hutchins@arcadis.com, Divya.Mehta@arcadis.com Tele: 9168653153

Project Name: SCUSD - Westwood School Project #: 30155232

Project Location: Santa Clara PO #

Sampler Signature:

| SAMPLE ID Location / Field Point | Sampling Date | Sampling Time | #Containers | Matrix | Preservative | Analysis Requested: SW 8000 (Percent Moisture) | SW8082 (PCBs w/ Soxhlet Extraction & SG CU) |
|---|---|---|---|---|---|---|---|
| MPB-1-0.5 | 1/4/24 | 1250 | 1 | Soil | - | X | X |
| MPB-2-0.5 | 1/4/24 | 1105 | 1 | Soil | - | X | X |
| CB0102-1-0.5 | 1/4/24 | 0945 | 1 | Soil | - | X | X |
| CB0102-2-0.5 | 1/3/24 | 1200 | 1 | Soil | - | X | X |
| CB0305-1-0.5 | 1/4/24 | 0925 | 1 | Soil | - | X | X |
| CB0305-2-0.5 | 1/4/24 | 0920 | 1 | Soil | - | X | X |
| CB0607-1-0.5 | 1/4/24 | 1005 | 1 | Soil | - | X | X |
| CB0607-2-0.5 | 1/3/24 | 1350 | 1 | Soil | - | X | X |
| CB0810-1-0.5 | 1/4/24 | 1030 | 1 | Soil | - | X | X |
| CB0810-2-0.5 | 1/4/24 | 0900 | 1 | Soil | - | X | X |

MAI clients MUST disclose any dangerous chemicals known to be present in their submitted samples in concentrations that may cause immediate harm or serious future health endangerment as a result of brief, gloved, open air, sample handling by MAI staff. Non-disclosure incurs an immediate $250 surcharge and the client is subject to full legal liability for harm suffered. Thank you for your understanding and for allowing us to work safely.

* If metals are requested for water samples and the water type (Matrix) is not specified on the chain of custody, MAI will default to metals by E200.8.

Please provide an adequate volume of sample. If the volume is not sufficient for a MS/MSD a LCS/LCSD will be prepared in its place and noted in the report.

Comments / Instructions

| Relinquished By / Company Name | Date | Time | Received By / Company Name | Date | Time |
|---|---|---|---|---|---|
| Arcadis | 1/4/24 | 1430 | FedEx | 1/4/24 | 1430 |
| | | | [illegible] | 1/5/24 | 0942 |
| | | | | | |

Matrix Code: DW=Drinking Water, GW=Ground Water, WW=Waste Water, SW=Seawater, S=Soil, SL=Sludge, A=Air, WP=Wipe, O=Other

Preservative Code: 1=4°C 2=HCl 3=$H_2SO_4$ 4=$HNO_3$ 5=NaOH 6=ZnOAc/NaOH 7=None

Temp 0.1 °C Initials WCA

FEDEX: 788906547790

Page 1 of 2

MAI Work Order #_____

# McCAMPBELL ANALYTICAL, INC.

1534 Willow Pass Rd. Pittsburg, Ca. 94565-1701
Telephone: (877) 252-9262 / Fax: (925) 252-9269
www.mccampbell.com main@mccampbell.com

## CHAIN OF CUSTODY RECORD

| | | | | | | | | | | | | | | | | | | | | | | | |
|---|---|---|---|---|---|---|---|---|---|---|---|---|---|---|---|---|---|---|---|---|---|---|---|
| Turn Around Time: 1 Day Rush | | 2 Day Rush | | 3 Day Rush | | STD | ● | Quote # | 234717 | | | | | | | | | | | | | | |
| J-Flag / MDL | ● | ESL | | Cleanup Approved | | Dry Weight | ● | Bottle Order # | | | | | | | | | | | | | | | |
| Delivery Format: | PDF | ● | GeoTracker EDF | | EDD | | CLIP EDT (DW) | | Detect Summary | | | | | | | | | | | | | | |

Report To: Jul Munn Bill To:

Company: ARCADIS US, INC.

Email: Julie.d.munn@arcadis.com

Alt Email: juliet.hutchins@arcadis.com, Divya.Mehta@arcadis.com Tele: 9168653153

Project Name: SCUSD - Westwood School Project #: 30155232

Project Location: Santa Clara PO #

Sampler Signature:

| SAMPLE ID Location / Field Point | Sampling Date | Sampling Time | #Containers | Matrix | Preservative | Analysis Requested: SW 8000 (Percent Moisture) | Analysis Requested: SW8082 (PCBs w/ Soxhlet Extraction & SG CU) |
|---|---|---|---|---|---|---|---|
| DUP-1 | - | - | 1 | So.1 | - | X | X |
| | | | | | | | |
| | | | | | | | |
| | | | | | | | |
| | | | | | | | |
| | | | | | | | |
| | | | | | | | |
| | | | | | | | |
| | | | | | | | |
| | | | | | | | |

MAI clients MUST disclose any dangerous chemicals known to be present in their submitted samples in concentrations that may cause immediate harm or serious future health endangerment as a result of brief, gloved, open air, sample handling by MAI staff. Non-disclosure incurs an immediate $250 surcharge and the client is subject to full legal liability for harm suffered. Thank you for your understanding and for allowing us to work safely.

* If metals are requested for water samples and the water type (Matrix) is not specified on the chain of custody, MAI will default to metals by E200.8.

Please provide an adequate volume of sample. If the volume is not sufficient for a MS/MSD a LCS/LCSD will be prepared in its place and noted in the report.

Comments / Instructions

| Relinquished By / Company Name | Date | Time | Received By / Company Name | Date | Time |
|---|---|---|---|---|---|
| Arcadis | 1/4/24 | 1430 | FedEx | 1/4/24 | 1430 |
| | | | [illegible] | 1/5/24 | 0942 |
| | | | | | |

Matrix Code: DW=Drinking Water, GW=Ground Water, WW=Waste Water, SW=Seawater, S=Soil, SL=Sludge, A=Air, WP=Wipe, O=Other

Preservative Code: 1=4°C 2=HCl 3=$H_2SO_4$ 4=$HNO_3$ 5=NaOH 6=ZnOAc/NaOH 7=None

Temp _____ °C Initials _____

Page 2 of 2

McCampbell Analytical, Inc.
*"When Quality Counts"*

1534 Willow Pass Road, Pittsburg, CA 94565-1701
Toll Free Telephone: (877) 252-9262 / Fax: (925) 252-9269
http://www.mccampbell.com / E-mail: main@mccampbell.com

# Sample Receipt Checklist

Client Name: ARCADIS US, INC.
Project: 30155232; SCUSD- Westwood School

Date and Time Received: 1/5/2024 09:42
Date Logged: 1/5/2024
Received by: Agustina Venegas
Logged by:

WorkOrder №: 2401301 Matrix: Soil
Carrier: FedEx

## Chain of Custody (COC) Information

| | | | | | | |
|---|---|---|---|---|---|---|
| Chain of custody present? | Yes | ☑ | No | ☐ | | |
| Chain of custody signed when relinquished and received? | Yes | ☑ | No | ☐ | | |
| Chain of custody agrees with sample labels? | Yes | ☑ | No | ☐ | | |
| Sample IDs noted by Client on COC? | Yes | ☑ | No | ☐ | | |
| Date and Time of collection noted by Client on COC? | Yes | ☑ | No | ☐ | | |
| Sampler's name noted on COC? | Yes | ☐ | No | ☑ | | |
| COC agrees with Quote? | Yes | ☐ | No | ☑ | NA | ☐ |

## Sample Receipt Information

| | | | | | | |
|---|---|---|---|---|---|---|
| Custody seals intact on shipping container/cooler? | Yes | ☐ | No | ☐ | NA | ☑ |
| Custody seals intact on sample bottles? | Yes | ☐ | No | ☐ | NA | ☑ |
| Shipping container/cooler in good condition? | Yes | ☑ | No | ☐ | | |
| Samples in proper containers/bottles? | Yes | ☑ | No | ☐ | | |
| Sample containers intact? | Yes | ☑ | No | ☐ | | |
| Sufficient sample volume for indicated test? | Yes | ☑ | No | ☐ | | |

## Sample Preservation and Hold Time (HT) Information

| | | | | | | |
|---|---|---|---|---|---|---|
| All samples received within holding time? | Yes | ☑ | No | ☐ | NA | ☐ |
| Samples Received on Ice? | Yes | ☑ | No | ☐ | | |
| (Ice Type: WET ICE ) | | | | | | |
| Sample/Temp Blank temperature | Temp: 0.1°C | | | | NA | ☐ |
| ZHS conditional analyses: VOA meets zero headspace requirement (VOCs, TPHg/BTEX, RSK)? | Yes | ☐ | No | ☐ | NA | ☑ |
| Sample labels checked for correct preservation? | Yes | ☑ | No | ☐ | | |
| pH acceptable upon receipt (Metal: <2; Nitrate 353.2/4500NO3: <2; 522: <4; 218.7: >8)? | Yes | ☐ | No | ☐ | NA | ☑ |
| UCMR Samples: | | | | | | |
| pH tested and acceptable upon receipt (200.7: ≤2; 533: 6 - 8; 537.1: 6 - 8)? | Yes | ☐ | No | ☐ | NA | ☑ |
| Free Chlorine tested and acceptable upon receipt (<0.1mg/L) [not applicable to 200.7]? | Yes | ☐ | No | ☐ | NA | ☑ |

Comments:

# Appendix D

## Analytical Results

**Table C-1**
**Summary of Analytical Results - Metals**
**Westwood Elementary School Campus**
**435 Saratoga Avenue**
**Santa Clara, California**

| | | | Analyte | Antimony | Arsenic[3] | Barium | Beryllium | Cadmium |
|---|---|---|---|---|---|---|---|---|
| | | | Units | mg/kg | mg/kg | mg/kg | mg/kg | mg/kg |
| | | | Department of Toxic Substances Control (DTSC) Note 3 Screening Levels[1] | -- | 0.11 | -- | 16 | -- |
| | | | United States Environmental Protection Agency Regional Screening Levels (USEPA RSLs)[2] | 31 | 0.68 | 15000 | 160 | 7.1 |
| | | | Regional Background Values | -- | 11 | -- | | -- |
| **On-Site Location** | **Sample ID** | **Sample Depth (feet bgs)** | **Sample Date** | | | | | |
| Multi-Purpose Building | MPB-1-0.5 | 0.5 | 01/04/2024 | <0.95 | **6.7** | **230 J** | <0.95 | <0.48 |
| Multi-Purpose Building | DUP-1 (MPB-1-0.5) | 0.5 | 01/04/2024 | <0.95 | **5.5** | **190 J** | <0.95 | <0.48 |
| Multi-Purpose Building | MPB-2-0.5 | 0.5 | 01/04/2024 | <0.98 | **6.6** | **180 J** | <0.98 | <0.49 |
| Multi-Purpose Building | MPB-3-0.5 | 0.5 | 01/03/2024 | <0.95 | **3.2** | **90 J** | <0.95 | <0.48 |
| Multi-Purpose Building | MPB-3-2.1 | 2.1 | 01/03/2024 | <0.99 | **6.5** | **180 J** | <0.99 | <0.50 |
| Multi-Purpose Building | MPB-4-0.5 | 0.5 | 01/04/2024 | <0.97 | **6.5** | **200 J** | <0.97 | <0.49 |
| Classroom 01-02 Building | CB0102-1-0.5 | 0.5 | 01/04/2024 | <0.97 | **28** | **190** | <0.97 | **0.64** |
| Classroom 01-02 Building | DUP-2 (CB0102-1-0.5) | 0.5 | 01/04/2024 | <0.96 | **21** | **190** | <0.96 | <0.48 |
| Classroom 01-02 Building | CB0102-1-2.5 | 2.5 | 01/04/2024 | <1.0 | **6.1** | **180** | <1.0 | <0.50 |
| Classroom 01-02 Building | CB0102-2-0.5 | 0.5 | 01/03/2024 | <0.97 | **4.8** | **180** | <0.97 | <0.49 |
| Classroom 01-02 Building | CB0102-3-0.5 | 0.5 | 01/03/2024 | <0.96 | **5.8** | **190** | <0.96 | <0.48 |
| Classroom 01-02 Building | CB0102-4-0.5 | 0.5 | 01/04/2024 | <0.97 | **7.0** | **160** | <0.97 | <0.49 |
| Classroom 03-05 Building | CB0305-1-0.5 | 0.5 | 01/04/2024 | <0.98 | **6.3** | **200** | <0.98 | <0.49 |
| Classroom 03-05 Building | CB0305-2-0.5 | 0.5 | 01/04/2024 | <0.97 | **15** | **160 J** | <0.97 | <0.49 |
| Classroom 03-05 Building | CB0305-2-2.5 | 2.5 | 01/04/2024 | <1.0 | **5.8** | **170** | <1.0 | <0.50 |
| Classroom 03-05 Building | CB0305-3-0.5 | 0.5 | 01/03/2024 | <0.98 | **4.6** | **140 J** | <0.98 | <0.49 |
| Classroom 03-05 Building | CB0305-4-0.5 | 0.5 | 01/03/2024 | <0.95 | **5.9** | **190 J** | <0.95 | <0.48 |
| Classroom 06-07 Building | CB0607-1-0.5 | 0.5 | 01/04/2024 | <0.98 | **4.4** | **180 J** | <0.98 | <0.49 |
| Classroom 06-07 Building | CB0607-2-0.5 | 0.5 | 01/03/2024 | <0.96 | **5.0** | **190 J** | <0.96 | <0.48 |
| Classroom 06-07 Building | CB0607-3-0.5 | 0.5 | 01/04/2024 | <0.95 | **9.9** | **160 J** | <0.95 | <0.48 |
| Classroom 06-07 Building | CB0607-4-0.5 | 0.5 | 01/03/2024 | <0.96 | **3.3** | **150 J** | <0.96 | <0.48 |
| Classroom 06-07 Building | CB0607-4-2.5 | 2.5 | 01/03/2024 | <0.97 | **5.1** | **160** | <0.97 | <0.49 |
| Classroom 08-10 Building | CB0810-1-0.5 | 0.5 | 01/04/2024 | <0.96 | **6.1** | **170 J** | <0.96 | <0.48 |
| Classroom 08-10 Building | DUP-3 (CB0810-1-0.5) | 0.5 | 01/04/2024 | <0.96 | **5.7** | **170 J** | <0.96 | <0.48 |
| Classroom 08-10 Building | CB0810-2-0.5 | 0.5 | 01/04/2024 | <0.96 | **4.8** | **220 J** | <0.96 | <0.48 |
| Classroom 08-10 Building | CB0810-2-2.5 | 2.5 | 01/04/2024 | <0.96 | **5.6** | **170** | <0.96 | <0.48 |
| Classroom 08-10 Building | CB0810-3-0.5 | 0.5 | 01/03/2024 | <0.98 | **5.3** | **240 J** | <0.98 | <0.49 |
| Classroom 08-10 Building | CB0810-4-0.5 | 0.5 | 01/04/2024 | <0.96 | **5.3** | **200 J** | <0.96 | <0.48 |
| Portable Classroom Area | PC-1-0.5 | 0.5 | 01/03/2024 | <0.99 | **2.4** | **140** | <0.99 | <0.50 |
| Portable Classroom Area | DUP-5 (PC-1-0.5) | 0.5 | 01/04/2024 | <0.96 | **2.1** | **160** | <0.96 | <0.48 |
| Portable Classroom Area | PC-2-0.5 | 0.5 | 01/03/2024 | <0.99 | **2.2** | **270** | <0.99 | <0.50 |
| Portable Classroom Area | PC-2-2.5 | 2.5 | 01/03/2024 | <0.96 | **9.3** | **200** | <0.96 | <0.48 |
| Westwood Elementary Parking Lots | PL-1-0.5 | 0.5 | 01/04/2024 | <0.96 | **4.6** | **100** | <0.96 | <0.48 |

**Table C-1**
**Summary of Analytical Results - Metals**
**Westwood Elementary School Campus**
**435 Saratoga Avenue**
**Santa Clara, California**

| | Analyte | Antimony | Arsenic[3] | Barium | Beryllium | Cadmium |
|---|---|---|---|---|---|---|
| | Units | mg/kg | mg/kg | mg/kg | mg/kg | mg/kg |
| Department of Toxic Substances Control (DTSC) Note 3 Screening Levels[1] | | -- | 0.11 | -- | 16 | -- |
| United States Environmental Protection Agency Regional Screening Levels (USEPA RSLs)[2] | | 31 | 0.68 | 15000 | 160 | 7.1 |
| Regional Background Values | | -- | 11 | -- | | -- |
| **On-Site Location** | **Sample ID** | **Sample Depth (feet bgs)** | **Sample Date** | | | | | |
| Westwood Elementary Parking Lots | PL-2-0.5 | 0.5 | 01/04/2024 | <0.97 | **2.6** | **140** | <0.97 | <0.49 |
| Westwood Elementary Parking Lots | PL-1-3.1 | 3.1 | 01/04/2024 | <0.98 | **4.2** | **120** | <0.98 | <0.49 |
| New Field Drain Samples | SD-1-0.5 | 0.5 | 01/04/2024 | <0.97 | **2.1** | **130 J** | <0.97 | <0.49 |
| New Field Drain Samples | DUP-4 (SD-1-0.5) | 0.5 | 01/04/2024 | <0.98 | **1.9** | **110** | <0.98 | <0.49 |
| New Field Drain Samples | SD-1-1.8 | 1.8 | 01/04/2024 | <0.98 | **4.9** | **160 J** | <0.98 | <0.49 |

**Table C-1**
**Summary of Analytical Results - Metals**
**Westwood Elementary School Campus**
**435 Saratoga Avenue**
**Santa Clara, California**

| | | | Analyte | Chromium[4] | Cobalt | Copper | Lead | Mercury |
|---|---|---|---|---|---|---|---|---|
| | | | Units | mg/kg | mg/kg | mg/kg | mg/kg | mg/kg |
| | | | Department of Toxic Substances Control (DTSC) Note 3 Screening Levels[1] | -- | -- | -- | 80 | 1.0 |
| | | | United States Environmental Protection Agency Regional Screening Levels (USEPA RSLs)[2] | 85000 | 23 | 3100 | 400 | 11 |
| | | | Regional Background Values | -- | -- | -- | -- | -- |
| On-Site Location | Sample ID | Sample Depth (feet bgs) | Sample Date | | | | | |
| Multi-Purpose Building | MPB-1-0.5 | 0.5 | 01/04/2024 | **64** | **16** | **42** | **19** | **0.27** |
| Multi-Purpose Building | DUP-1 (MPB-1-0.5) | 0.5 | 01/04/2024 | **58** | **13** | **38** | **16** | <0.15 |
| Multi-Purpose Building | MPB-2-0.5 | 0.5 | 01/04/2024 | **63** | **15** | **37** | **17** | <0.15 |
| Multi-Purpose Building | MPB-3-0.5 | 0.5 | 01/03/2024 | **46** | **11** | **25** | **5.5** | <0.15 |
| Multi-Purpose Building | MPB-3-2.1 | 2.1 | 01/03/2024 | **73** | **17** | **40** | **10** | <0.16 |
| Multi-Purpose Building | MPB-4-0.5 | 0.5 | 01/04/2024 | **67** | **17** | **44** | **30** | <0.15 |
| Classroom 01-02 Building | CB0102-1-0.5 | 0.5 | 01/04/2024 | **58** | **14** | **34** | **19** | <0.15 |
| Classroom 01-02 Building | DUP-2 (CB0102-1-0.5) | 0.5 | 01/04/2024 | **65** | **15** | **36** | **19** | <0.15 |
| Classroom 01-02 Building | CB0102-1-2.5 | 2.5 | 01/04/2024 | **64** | **15** | **35** | **9.6** | <0.14 |
| Classroom 01-02 Building | CB0102-2-0.5 | 0.5 | 01/03/2024 | **68** | **17** | **43** | **7.4** | <0.16 |
| Classroom 01-02 Building | CB0102-3-0.5 | 0.5 | 01/03/2024 | **69** | **18** | **42** | **13** | <0.14 |
| Classroom 01-02 Building | CB0102-4-0.5 | 0.5 | 01/04/2024 | **59** | **14** | **36** | **12** | <0.15 |
| Classroom 03-05 Building | CB0305-1-0.5 | 0.5 | 01/04/2024 | **68** | **16** | **38** | **12** | <0.14 |
| Classroom 03-05 Building | CB0305-2-0.5 | 0.5 | 01/04/2024 | **57** | **14** | **33** | **19** | <0.14 |
| Classroom 03-05 Building | CB0305-2-2.5 | 2.5 | 01/04/2024 | **62** | **15** | **35** | **9.4** | <0.16 |
| Classroom 03-05 Building | CB0305-3-0.5 | 0.5 | 01/03/2024 | **70** | **16** | **38** | **7.7** | <0.14 |
| Classroom 03-05 Building | CB0305-4-0.5 | 0.5 | 01/03/2024 | **66** | **17** | **41** | **16** | <0.15 |
| Classroom 06-07 Building | CB0607-1-0.5 | 0.5 | 01/04/2024 | **65** | **18** | **42** | **7.4** | <0.14 |
| Classroom 06-07 Building | CB0607-2-0.5 | 0.5 | 01/03/2024 | **64** | **16** | **41** | **7.6** | <0.15 |
| Classroom 06-07 Building | CB0607-3-0.5 | 0.5 | 01/04/2024 | **56** | **13** | **32** | **22** | <0.15 |
| Classroom 06-07 Building | CB0607-4-0.5 | 0.5 | 01/03/2024 | **53** | **51** | **72** | **5.7** | <0.16 |
| Classroom 06-07 Building | CB0607-4-2.5 | 2.5 | 01/03/2024 | **64** | **14** | **34** | **8.4** | <0.16 |
| Classroom 08-10 Building | CB0810-1-0.5 | 0.5 | 01/04/2024 | **63** | **15** | **34** | **12** | <0.15 |
| Classroom 08-10 Building | DUP-3 (CB0810-1-0.5) | 0.5 | 01/04/2024 | **63** | **15** | **35** | **12** | <0.15 |
| Classroom 08-10 Building | CB0810-2-0.5 | 0.5 | 01/04/2024 | **85** | **32** | **56** | **7.3** | <0.15 |
| Classroom 08-10 Building | CB0810-2-2.5 | 2.5 | 01/04/2024 | **60** | **15** | **36** | **11** | <0.15 |
| Classroom 08-10 Building | CB0810-3-0.5 | 0.5 | 01/03/2024 | **83** | **23** | **51** | **9.7** | <0.14 |
| Classroom 08-10 Building | CB0810-4-0.5 | 0.5 | 01/04/2024 | **67** | **16** | **43** | **7.3** | <0.16 |
| Portable Classroom Area | PC-1-0.5 | 0.5 | 01/03/2024 | **39 J** | **11** | **29** | **5.5** | <0.16 |
| Portable Classroom Area | DUP-5 (PC-1-0.5) | 0.5 | 01/04/2024 | **59 J** | **13** | **34** | **5.3** | <0.16 |
| Portable Classroom Area | PC-2-0.5 | 0.5 | 01/03/2024 | **57 J** | **13** | **37** | **5.6** | <0.16 |
| Portable Classroom Area | PC-2-2.5 | 2.5 | 01/03/2024 | **57 J** | **13** | **38** | **15** | <0.15 |
| Westwood Elementary Parking Lots | PL-1-0.5 | 0.5 | 01/04/2024 | **49 J** | **11** | **28** | **6.4** | <0.15 |

**Table C-1**
**Summary of Analytical Results - Metals**
**Westwood Elementary School Campus**
**435 Saratoga Avenue**
**Santa Clara, California**

| | | | Analyte | Chromium[4] | Cobalt | Copper | Lead | Mercury |
|---|---|---|---|---|---|---|---|---|
| | | | Units | mg/kg | mg/kg | mg/kg | mg/kg | mg/kg |
| | | | Department of Toxic Substances Control (DTSC) Note 3 Screening Levels[1] | -- | -- | -- | 80 | 1.0 |
| | | | United States Environmental Protection Agency Regional Screening Levels (USEPA RSLs)[2] | 85000 | 23 | 3100 | 400 | 11 |
| | | | Regional Background Values | -- | -- | -- | -- | -- |
| **On-Site Location** | **Sample ID** | **Sample Depth (feet bgs)** | **Sample Date** | | | | | |
| Westwood Elementary Parking Lots | PL-2-0.5 | 0.5 | 01/04/2024 | **57 J** | **14** | **43** | **5.4** | <0.16 |
| Westwood Elementary Parking Lots | PL-1-3.1 | 3.1 | 01/04/2024 | **41 J** | **9.2** | **19** | **5.6** | <0.15 |
| New Field Drain Samples | SD-1-0.5 | 0.5 | 01/04/2024 | **37** | **9.0** | **32** | **6.0** | <0.15 |
| New Field Drain Samples | DUP-4 (SD-1-0.5) | 0.5 | 01/04/2024 | **42** | **8.3** | **22** | **4.9** | <0.16 |
| New Field Drain Samples | SD-1-1.8 | 1.8 | 01/04/2024 | **71** | **17** | **47** | **19** | <0.17 |

**Table C-1**
**Summary of Analytical Results - Metals**
**Westwood Elementary School Campus**
**435 Saratoga Avenue**
**Santa Clara, California**

| | | | Analyte | Molybdenum | Nickel | Selenium | Silver | Thallium |
|---|---|---|---|---|---|---|---|---|
| | | | Units | mg/kg | mg/kg | mg/kg | mg/kg | mg/kg |
| | | | Department of Toxic Substances Control (DTSC) Note 3 Screening Levels[1] | -- | 820 | -- | -- | -- |
| | | | United States Environmental Protection Agency Regional Screening Levels (USEPA RSLs)[2] | 390 | 1400 | 390 | 390 | 0.78 |
| | | | Regional Background Values | -- | -- | -- | -- | -- |
| **On-Site Location** | **Sample ID** | **Sample Depth (feet bgs)** | **Sample Date** | | | | | |
| Multi-Purpose Building | MPB-1-0.5 | 0.5 | 01/04/2024 | <0.95 | **79** | <1.9 | <0.48 | **0.18 J** |
| Multi-Purpose Building | DUP-1 (MPB-1-0.5) | 0.5 | 01/04/2024 | <0.95 | **67** | <1.9 | <0.48 | <0.95 |
| Multi-Purpose Building | MPB-2-0.5 | 0.5 | 01/04/2024 | <0.98 | **82** | <2.0 | <0.49 | **0.17 J** |
| Multi-Purpose Building | MPB-3-0.5 | 0.5 | 01/03/2024 | <0.95 | **49** | <1.9 | <0.48 | **0.081 J** |
| Multi-Purpose Building | MPB-3-2.1 | 2.1 | 01/03/2024 | <0.99 | **95** | <2.0 | <0.50 | **0.20 J** |
| Multi-Purpose Building | MPB-4-0.5 | 0.5 | 01/04/2024 | <0.97 | **86** | <1.9 | <0.49 | **0.17 J** |
| Classroom 01-02 Building | CB0102-1-0.5 | 0.5 | 01/04/2024 | <0.97 | **88** | <1.9 | <0.49 | **0.57 J** |
| Classroom 01-02 Building | DUP-2 (CB0102-1-0.5) | 0.5 | 01/04/2024 | <0.96 | **92** | <1.9 | <0.48 | <0.96 UB |
| Classroom 01-02 Building | CB0102-1-2.5 | 2.5 | 01/04/2024 | <1.0 | **86** | <2.0 | <0.50 | <1.0 UB |
| Classroom 01-02 Building | CB0102-2-0.5 | 0.5 | 01/03/2024 | <0.97 | **72** | <1.9 | <0.49 | <0.97 UB |
| Classroom 01-02 Building | CB0102-3-0.5 | 0.5 | 01/03/2024 | <0.96 | **84** | <1.9 | <0.48 | **0.39 J** |
| Classroom 01-02 Building | CB0102-4-0.5 | 0.5 | 01/04/2024 | <0.97 | **84** | <1.9 | <0.49 | **0.29 J** |
| Classroom 03-05 Building | CB0305-1-0.5 | 0.5 | 01/04/2024 | <0.98 | **87** | <2.0 | <0.49 | **0.25** |
| Classroom 03-05 Building | CB0305-2-0.5 | 0.5 | 01/04/2024 | <0.97 | **89** | <1.9 | <0.49 | **0.23 J** |
| Classroom 03-05 Building | CB0305-2-2.5 | 2.5 | 01/04/2024 | <1.0 | **82** | <2.0 | <0.50 | <1.0 UB |
| Classroom 03-05 Building | CB0305-3-0.5 | 0.5 | 01/03/2024 | <0.98 | **73** | <2.0 | <0.49 | **0.15 J** |
| Classroom 03-05 Building | CB0305-4-0.5 | 0.5 | 01/03/2024 | <0.95 | **82** | <1.9 | <0.48 | **0.19 J** |
| Classroom 06-07 Building | CB0607-1-0.5 | 0.5 | 01/04/2024 | <0.98 | **70** | <2.0 | <0.49 | **0.11 J** |
| Classroom 06-07 Building | CB0607-2-0.5 | 0.5 | 01/03/2024 | <0.96 | **77** | <1.9 | <0.48 | **0.10 J** |
| Classroom 06-07 Building | CB0607-3-0.5 | 0.5 | 01/04/2024 | <0.95 | **82** | <1.9 | <0.48 | **0.13 J** |
| Classroom 06-07 Building | CB0607-4-0.5 | 0.5 | 01/03/2024 | <0.96 | **63** | <1.9 | <0.48 | **0.078 J** |
| Classroom 06-07 Building | CB0607-4-2.5 | 2.5 | 01/03/2024 | <0.97 | **82** | <1.9 | <0.49 | <0.97 UB |
| Classroom 08-10 Building | CB0810-1-0.5 | 0.5 | 01/04/2024 | <0.96 | **84** | <1.9 | <0.48 | **0.18 J** |
| Classroom 08-10 Building | DUP-3 (CB0810-1-0.5) | 0.5 | 01/04/2024 | <0.96 | **81** | <1.9 | <0.48 | **0.18 J** |
| Classroom 08-10 Building | CB0810-2-0.5 | 0.5 | 01/04/2024 | <0.96 | **75** | <1.9 | <0.48 | **0.080 J** |
| Classroom 08-10 Building | CB0810-2-2.5 | 2.5 | 01/04/2024 | <0.96 | **79** | <1.9 | <0.48 | <0.96 UB |
| Classroom 08-10 Building | CB0810-3-0.5 | 0.5 | 01/03/2024 | <0.98 | **78** | <2.0 | <0.49 | **0.11 J** |
| Classroom 08-10 Building | CB0810-4-0.5 | 0.5 | 01/04/2024 | <0.96 | **73** | <1.9 | <0.48 | **0.078 J** |
| Portable Classroom Area | PC-1-0.5 | 0.5 | 01/03/2024 | <0.99 | **61 J** | <2.0 | <0.50 | **0.20 J** |
| Portable Classroom Area | DUP-5 (PC-1-0.5) | 0.5 | 01/04/2024 | <0.96 | **66 J** | <1.9 | <0.48 | **0.079 J** |
| Portable Classroom Area | PC-2-0.5 | 0.5 | 01/03/2024 | <0.99 | **83 J** | <2.0 | <0.50 | **0.21 J** |
| Portable Classroom Area | PC-2-2.5 | 2.5 | 01/03/2024 | **0.98** | **67 J** | <1.9 | <0.48 | **0.21 J** |
| Westwood Elementary Parking Lots | PL-1-0.5 | 0.5 | 01/04/2024 | <0.96 | **61 J** | <1.9 | <0.48 | **0.15 J** |

**Table C-1**
**Summary of Analytical Results - Metals**
**Westwood Elementary School Campus**
**435 Saratoga Avenue**
**Santa Clara, California**

| | Analyte | Molybdenum | Nickel | Selenium | Silver | Thallium |
|---|---|---|---|---|---|---|
| | Units | mg/kg | mg/kg | mg/kg | mg/kg | mg/kg |
| Department of Toxic Substances Control (DTSC) Note 3 Screening Levels[1] | | -- | 820 | -- | -- | -- |
| United States Environmental Protection Agency Regional Screening Levels (USEPA RSLs)[2] | | 390 | 1400 | 390 | 390 | 0.78 |
| Regional Background Values | | -- | -- | -- | -- | -- |
| **On-Site Location** | **Sample ID** | **Sample Depth (feet bgs)** | **Sample Date** | | | | | |
| Westwood Elementary Parking Lots | PL-2-0.5 | 0.5 | 01/04/2024 | <0.97 | **49 J** | <1.9 | <0.49 | **0.074 J** |
| Westwood Elementary Parking Lots | PL-1-3.1 | 3.1 | 01/04/2024 | <0.98 | **55 J** | <2.0 | <0.49 | **0.13 J** |
| New Field Drain Samples | SD-1-0.5 | 0.5 | 01/04/2024 | <0.97 | **57** | <1.9 | <0.49 | **0.096J** |
| New Field Drain Samples | DUP-4 (SD-1-0.5) | 0.5 | 01/04/2024 | <0.98 | **55** | <2.0 | <0.49 | <0.98 UB |
| New Field Drain Samples | SD-1-1.8 | 1.8 | 01/04/2024 | <0.98 | **92** | <2.0 | <0.49 | **0.18 J** |

**Table C-1**
**Summary of Analytical Results - Metals**
**Westwood Elementary School Campus**
**435 Saratoga Avenue**
**Santa Clara, California**

| | | | Analyte | Vanadium | Zinc |
|---|---|---|---|---|---|
| | | | Units | mg/kg | mg/kg |
| | | | Department of Toxic Substances Control (DTSC) Note 3 Screening Levels[1] | -- | -- |
| | | | United States Environmental Protection Agency Regional Screening Levels (USEPA RSLs)[2] | 390 | 23000 |
| | | | Regional Background Values | -- | -- |
| **On-Site Location** | **Sample ID** | **Sample Depth (feet bgs)** | **Sample Date** | | |
| Multi-Purpose Building | MPB-1-0.5 | 0.5 | 01/04/2024 | **59** | **110** |
| Multi-Purpose Building | DUP-1 (MPB-1-0.5) | 0.5 | 01/04/2024 | **52** | **120** |
| Multi-Purpose Building | MPB-2-0.5 | 0.5 | 01/04/2024 | **55** | **120** |
| Multi-Purpose Building | MPB-3-0.5 | 0.5 | 01/03/2024 | **43** | **50** |
| Multi-Purpose Building | MPB-3-2.1 | 2.1 | 01/03/2024 | **63** | **95** |
| Multi-Purpose Building | MPB-4-0.5 | 0.5 | 01/04/2024 | **58** | **130** |
| Classroom 01-02 Building | CB0102-1-0.5 | 0.5 | 01/04/2024 | **43** | **95** |
| Classroom 01-02 Building | DUP-2 (CB0102-1-0.5) | 0.5 | 01/04/2024 | **47** | **100** |
| Classroom 01-02 Building | CB0102-1-2.5 | 2.5 | 01/04/2024 | **54** | **82** |
| Classroom 01-02 Building | CB0102-2-0.5 | 0.5 | 01/03/2024 | **75** | **65** |
| Classroom 01-02 Building | CB0102-3-0.5 | 0.5 | 01/03/2024 | **64** | **88** |
| Classroom 01-02 Building | CB0102-4-0.5 | 0.5 | 01/04/2024 | **47** | **79** |
| Classroom 03-05 Building | CB0305-1-0.5 | 0.5 | 01/04/2024 | **60** | **91** |
| Classroom 03-05 Building | CB0305-2-0.5 | 0.5 | 01/04/2024 | **45** | **120** |
| Classroom 03-05 Building | CB0305-2-2.5 | 2.5 | 01/04/2024 | **52** | **82** |
| Classroom 03-05 Building | CB0305-3-0.5 | 0.5 | 01/03/2024 | **77** | **60** |
| Classroom 03-05 Building | CB0305-4-0.5 | 0.5 | 01/03/2024 | **57** | **86** |
| Classroom 06-07 Building | CB0607-1-0.5 | 0.5 | 01/04/2024 | **71** | **62** |
| Classroom 06-07 Building | CB0607-2-0.5 | 0.5 | 01/03/2024 | **69** | **61** |
| Classroom 06-07 Building | CB0607-3-0.5 | 0.5 | 01/04/2024 | **45** | **170** |
| Classroom 06-07 Building | CB0607-4-0.5 | 0.5 | 01/03/2024 | **56** | **55** |
| Classroom 06-07 Building | CB0607-4-2.5 | 2.5 | 01/03/2024 | **49** | **78** |
| Classroom 08-10 Building | CB0810-1-0.5 | 0.5 | 01/04/2024 | **52** | **130** |
| Classroom 08-10 Building | DUP-3 (CB0810-1-0.5) | 0.5 | 01/04/2024 | **53** | **98** |
| Classroom 08-10 Building | CB0810-2-0.5 | 0.5 | 01/04/2024 | **79** | **69** |
| Classroom 08-10 Building | CB0810-2-2.5 | 2.5 | 01/04/2024 | **50** | **86** |
| Classroom 08-10 Building | CB0810-3-0.5 | 0.5 | 01/03/2024 | **85** | **68** |
| Classroom 08-10 Building | CB0810-4-0.5 | 0.5 | 01/04/2024 | **74** | **61** |
| Portable Classroom Area | PC-1-0.5 | 0.5 | 01/03/2024 | **51** | **40** |
| Portable Classroom Area | DUP-5 (PC-1-0.5) | 0.5 | 01/04/2024 | **70** | **46** |
| Portable Classroom Area | PC-2-0.5 | 0.5 | 01/03/2024 | **61** | **43** |
| Portable Classroom Area | PC-2-2.5 | 2.5 | 01/03/2024 | **58** | **100** |
| Westwood Elementary Parking Lots | PL-1-0.5 | 0.5 | 01/04/2024 | **52** | **50** |

**Table C-1**
**Summary of Analytical Results - Metals**
**Westwood Elementary School Campus**
**435 Saratoga Avenue**
**Santa Clara, California**

| | | | Analyte | Vanadium | Zinc |
|---|---|---|---|---|---|
| | | | Units | mg/kg | mg/kg |
| | | | Department of Toxic Substances Control (DTSC) Note 3 Screening Levels[1] | -- | -- |
| | | | United States Environmental Protection Agency Regional Screening Levels (USEPA RSLs)[2] | 390 | 23000 |
| | | | Regional Background Values | -- | -- |
| **On-Site Location** | **Sample ID** | **Sample Depth (feet bgs)** | **Sample Date** | | |
| Westwood Elementary Parking Lots | PL-2-0.5 | 0.5 | 01/04/2024 | **79** | **49** |
| Westwood Elementary Parking Lots | PL-1-3.1 | 3.1 | 01/04/2024 | **38** | **43** |
| New Field Drain Samples | SD-1-0.5 | 0.5 | 01/04/2024 | **43** | **67** |
| New Field Drain Samples | DUP-4 (SD-1-0.5) | 0.5 | 01/04/2024 | **40** | **57** |
| New Field Drain Samples | SD-1-1.8 | 1.8 | 01/04/2024 | **55** | **260** |

**Acronyms and Abbreviations:**

-- = Not available

< = not detected above laboratory reporting limit indicated.

B = Contamination found in associated method blank

bgs = below ground surface

DTSC = Department of Toxic Substances Control

DUP = duplicate

J = estimated value

ID = identification

mg/kg = milligram per kilogram

NA = not analyzed

RSL = Regional Screening Levels

USEPA = United States Environmental Protection Agency

**Notes:**

1. These values represent the lowest of the cancer and non-cancer residential direct contact screening levels presented in the DTSC HERO Note 3 (DTSC 2022).
2. These values represent the lowest of the residential direct contact cancer and non-cancer screening levels presented in the USEPA November 2023 RSLs (USEPA 2023).
3. The analytical results for arsenic were screened against a background concentration of 11 mg/kg has been established for the San Francisco Bay Area.
4. Based on the absence of historical generation of hexavalent chromium associated with historical operations, the total chromium results were screened against the USEPA RSL for trivalent chromium.
5. Shaded results were detected above the screening levels or regional background levels.

**References:**

DTSC. 2022. Human Health Risk Assessment Note 3 Tables. May.

USEPA. 2023. Regional Screening Level Tables. November.

**Table C-2**
**Summary of Analytical Results - OCPs**
**Westwood Elementary School Campus**
**435 Saratoga Avenue**
**Santa Clara, California**

ARCADIS

| | | | Analyte | 4,4'-DDD | 4,4'-DDE | 4,4'-DDT | Aldrin | Chlordane (Technical) | Dieldrin |
|---|---|---|---|---|---|---|---|---|---|
| | | | Units | µg/kg | µg/kg | µg/kg | µg/kg | µg/kg | µg/kg |
| **Department of Toxic Substances Control (DTSC) Note 3 Screening Levels[1]** | | | | **1900** | **2000** | **1900** | **39** | **1700** | **34** |
| **United States Environmental Protection Agency Regional Screening Levels (USEPA RSLs)[2]** | | | | **2300** | **2000** | **1900** | **39** | **1700** | **34** |
| **On-Site Location** | **Sample ID** | **Sample Depth (feet bgs)** | **Sample Date** | | | | | | |
| Multi-Purpose Building | MPB-1-0.5 | 0.5 | 01/04/2024 | <5.0 | **120** | **60** | <5.0 | **120 J** | <5.0 |
| Multi-Purpose Building | DUP-1 (MPB-1-0.5) | 0.5 | 01/04/2024 | <5.1 | **190** | **85** | <5.1 | **420 J** | <5.1 |
| Multi-Purpose Building | MPB-2-0.5 | 0.5 | 01/04/2024 | <25 | **110** | **54** | <25 | <250 | <25 |
| Multi-Purpose Building | MPB-3-0.5 | 0.5 | 01/03/2024 | <5.1 | **6.4** | <5.1 | <5.1 | <51 | <5.1 |
| Multi-Purpose Building | MPB-4-0.5 | 0.5 | 01/04/2024 | <4.9 | **190** | **130** | <4.9 | **470** | <4.9 |
| Multi-Purpose Building | MPB-1-2.5 | 2.5 | 01/04/2024 | <4.9 | <4.9 | <4.9 | <4.9 | <49 | <4.9 |
| Multi-Purpose Building | MPB-2-2.5 | 2.5 | 01/04/2024 | <5.1 | <5.1 | <5.1 | <5.1 | <51 | <5.1 |
| Multi-Purpose Building | MPB-3-2.1 | 2.1 | 01/03/2024 | <5.0 | <5.0 | <5.0 | <5.0 | <50 | <5.0 |
| Multi-Purpose Building | MPB-4-2.5 | 2.5 | 01/04/2024 | <4.9 | **8.3** | **5.4** | <4.9 | <49 | <4.9 |
| Classroom 01-02 Building | CB0102-1-0.5 | 0.5 | 01/04/2024 | <5.0 | **100 J** | **58** | <5.0 | **270** | **5.7 J** |
| Classroom 01-02 Building | CB0102-2-0.5 | 0.5 | 01/03/2024 | <5.1 | <5.1 | <5.1 | <5.1 | <51 | <5.1 |
| Classroom 01-02 Building | DUP-2 (CB0102-2-0.5) | 0.5 | 01/04/2024 | <5.1 | **120** | **48** | <5.1 | **250** | **6.0 J** |
| Classroom 01-02 Building | CB0102-3-0.5 | 0.5 | 01/03/2024 | <5.1 | **52** | **87** | <5.1 | <51 | <5.1 |
| Classroom 01-02 Building | CB0102-4-0.5 | 0.5 | 01/04/2024 | <4.9 | **11** | **14 J** | <4.9 | **120** | <4.9 |
| Classroom 01-02 Building | CB0102-1-2.5 | 2.5 | 01/04/2024 | <5.1 | <5.1 | <5.1 | <5.1 | <51 | <5.1 |
| Classroom 01-02 Building | CB0102-2-2.5 | 2.5 | 01/03/2024 | <5.0 | **15** | **16** | <5.0 | <50 | <5.0 |
| Classroom 01-02 Building | CB0102-3-2.5 | 2.5 | 01/03/2024 | <5.0 | <5.0 | <5.0 | <5.0 | <50 | <5.0 |
| Classroom 01-02 Building | CB0102-4-2.5 | 2.5 | 01/04/2024 | <5.1 | <5.1 | <5.1 | <5.1 | <51 | <5.1 |
| Classroom 03-05 Building | CB0305-1-0.5 | 0.5 | 01/04/2024 | <5.1 | **11** | **12** | <5.1 | <51 | <5.1 |
| Classroom 03-05 Building | CB0305-2-0.5 | 0.5 | 01/04/2024 | <5.1 | **26** | **51** | <5.1 | **370** | <5.1 |
| Classroom 03-05 Building | CB0305-3-0.5 | 0.5 | 01/03/2024 | <50 | <50 UJ | <50 UJ | <50 | <500 UJ | <50 UJ |
| Classroom 03-05 Building | CB0305-4-0.5 | 0.5 | 01/03/2024 | <51 | <51 UJ | <51 UJ | <51 | <510 UJ | <51 UJ |
| Classroom 03-05 Building | CB0305-1-2.5 | 2.5 | 01/04/2024 | <5.0 | <5.0 | <5.0 | <5.0 | <50 | <5.0 |
| Classroom 03-05 Building | CB0305-2-2.5 | 2.5 | 01/04/2024 | <5.0 | <5.0 | <5.0 | <5.0 | <50 | <5.0 |
| Classroom 03-05 Building | CB0305-3-2.5 | 2.5 | 01/03/2024 | <5.0 | <5.0 | **38** | <5.0 | <50 | <5.0 |
| Classroom 03-05 Building | CB0305-4-2.5 | 2.5 | 01/03/2024 | <5.1 | <5.1 | **18** | <5.1 | <51 | <5.1 |
| Classroom 06-07 Building | CB0607-1-0.5 | 0.5 | 01/04/2024 | <5.1 | <5.1 | <5.1 | <5.1 | <51 | <5.1 |
| Classroom 06-07 Building | CB0607-2-0.5 | 0.5 | 01/03/2024 | <5.1 | <5.1 | **12** | <5.1 | <51 | <5.1 |
| Classroom 06-07 Building | CB0607-3-0.5 | 0.5 | 01/04/2024 | <5.1 | **24** | **31** | <5.1 | **360** | <5.1 |
| Classroom 06-07 Building | CB0607-4-0.5 | 0.5 | 01/03/2024 | <5.0 | <5.0 | <5.0 | <5.0 | <50 | <5.0 |
| Classroom 06-07 Building | CB0607-1-2.5 | 2.5 | 01/04/2024 | <4.9 | <4.9 | <4.9 | <4.9 | <49 | <4.9 |
| Classroom 06-07 Building | CB0607-2-2.5 | 2.5 | 01/03/2024 | <5.0 | <5.0 | <5.0 | <5.0 | <50 | <5.0 |
| Classroom 06-07 Building | CB0607-3-2.5 | 2.5 | 01/04/2024 | <5.0 | <5.0 | <5.0 | <5.0 | <50 | <5.0 |
| Classroom 06-07 Building | CB0607-4-2.5 | 2.5 | 01/03/2024 | <4.9 | <4.9 | <4.9 | <4.9 | <49 | <4.9 |

**Table C-2**
**Summary of Analytical Results - OCPs**
**Westwood Elementary School Campus**
**435 Saratoga Avenue**
**Santa Clara, California**

| | | | Analyte | 4,4'-DDD | 4,4'-DDE | 4,4'-DDT | Aldrin | Chlordane (Technical) | Dieldrin |
|---|---|---|---|---|---|---|---|---|---|
| | | | Units | µg/kg | µg/kg | µg/kg | µg/kg | µg/kg | µg/kg |
| **Department of Toxic Substances Control (DTSC) Note 3 Screening Levels[1]** | | | | **1900** | **2000** | **1900** | **39** | **1700** | **34** |
| **United States Environmental Protection Agency Regional Screening Levels (USEPA RSLs)[2]** | | | | **2300** | **2000** | **1900** | **39** | **1700** | **34** |
| **On-Site Location** | **Sample ID** | **Sample Depth (feet bgs)** | **Sample Date** | | | | | | |
| Classroom 08-10 Building | CB0810-1-0.5 | 0.5 | 01/04/2024 | <4.9 | **32** | **19** | <4.9 | <49 | <4.9 |
| Classroom 08-10 Building | DUP-3 (CB0810-1-0.5) | 0.5 | 01/04/2024 | <4.9 | **41** | **25** | <4.9 | <49 | <4.9 |
| Classroom 08-10 Building | CB0810-2-0.5 | 0.5 | 01/04/2024 | <4.9 | <4.9 | <4.9 | <4.9 | <49 | <4.9 |
| Classroom 08-10 Building | CB0810-3-0.5 | 0.5 | 01/03/2024 | <5.1 | <5.1 | <5.1 | <5.1 | <51 | <5.1 |
| Classroom 08-10 Building | CB0810-4-0.5 | 0.5 | 01/04/2024 | <25 | <25 | <25 | <25 | <250 | <25 |
| Classroom 08-10 Building | CB0810-1-2.5 | 2.5 | 01/04/2024 | <5.0 | <5.0 | <5.0 | <5.0 | <50 | <5.0 |
| Classroom 08-10 Building | CB0810-2-2.5 | 2.5 | 01/04/2024 | <5.0 | **21** | **15** | <5.0 | <50 | <5.0 |
| Classroom 08-10 Building | CB0810-3-2.5 | 2.5 | 01/03/2024 | <5.0 | **26** | **36** | <5.0 | <50 | <5.0 |
| Classroom 08-10 Building | CB0810-4-2.5 | 2.5 | 01/04/2024 | <4.9 | **32** | **23** | <4.9 | <49 | <4.9 |
| Portable Classroom Area | PC-1-0.5 | 0.5 | 01/03/2024 | <50 | <50 UJ | <50 UJ | <50 | <500 UJ | <50 UJ |
| Portable Classroom Area | DUP-5 (PC-1-0.5) | 0.5 | 01/04/2024 | <51 | <51 UJ | <51 UJ | <51 | <510 UJ | <51 UJ |
| Portable Classroom Area | PC-2-0.5 | 0.5 | 01/03/2024 | <50 | <50 UJ | <50 UJ | <50 | <500 UJ | <50 UJ |
| Portable Classroom Area | PC-1-2.5 | 2.5 | 01/03/2024 | <4.9 | <4.9 | <4.9 | <4.9 | <49 | <4.9 |
| Portable Classroom Area | PC-2-2.5 | 2.5 | 01/03/2024 | <51 | <51 UJ | <51 UJ | <51 | <510 UJ | <51 UJ |
| Westwood Elementary Parking Lots | PL-1-0.5 | 0.5 | 01/04/2024 | <50 | <50 UJ | <50 UJ | <50 | <500 UJ | <50 UJ |
| Westwood Elementary Parking Lots | PL-2-0.5 | 0.5 | 01/04/2024 | <50 | <50 UJ | <50 UJ | <50 | <500 UJ | <50 UJ |
| Westwood Elementary Parking Lots | PL-1-3.1 | 3.1 | 01/04/2024 | <5.0 | <5.0 | <5.0 | <5.0 | <50 | <5.0 |
| Westwood Elementary Parking Lots | PL-2-2.5 | 2.5 | 01/04/2024 | <5.1 | <5.1 | <5.1 | <5.1 | <51 | <5.1 |
| Westwood Elementary Parking Lots | DUP-6 (PL-2-2.5) | 2.5 | 01/04/2024 | <51 | <51 UJ | <51 UJ | <51 | <510 UJ | <51 UJ |
| New Field Drain Samples | SD-1-0.5 | 0.5 | 01/04/2024 | <49 | <49 UJ | <49 UJ | <49 | <490 UJ | <49 UJ |
| New Field Drain Samples | DUP-4 (SD-1-0.5) | 0.5 | 01/04/2024 | <51 | <51 UJ | <51 UJ | <51 | <510 UJ | <51 UJ |
| New Field Drain Samples | SD-1-1.8 | 1.8 | 01/04/2024 | <51 | <51 UJ | <51 UJ | <51 | <510 UJ | <51 UJ |

**Table C-2**
**Summary of Analytical Results - OCPs**
**Westwood Elementary School Campus**
**435 Saratoga Avenue**
**Santa Clara, California**

| | | | Analyte | Endosulfan II | Endosulfan I | Endosulfan sulfate | Endrin aldehyde | Endrin ketone | Endrin |
|---|---|---|---|---|---|---|---|---|---|
| | | | Units | µg/kg | µg/kg | µg/kg | µg/kg | µg/kg | µg/kg |
| Department of Toxic Substances Control (DTSC) Note 3 Screening Levels[1] | | | | 450000 | 450000 | 380000 | 19000 | 19000 | 19000 |
| United States Environmental Protection Agency Regional Screening Levels (USEPA RSLs)[2] | | | | 470000 | 470000 | 380000 | 19000 | 19000 | 19000 |
| On-Site Location | Sample ID | Sample Depth (feet bgs) | Sample Date | | | | | | |
| Multi-Purpose Building | MPB-1-0.5 | 0.5 | 01/04/2024 | <5.0 | <5.0 | <5.0 | <5.0 | <5.0 | <5.0 |
| Multi-Purpose Building | DUP-1 (MPB-1-0.5) | 0.5 | 01/04/2024 | <5.1 | <5.1 | <5.1 | <5.1 | <5.1 | <5.1 |
| Multi-Purpose Building | MPB-2-0.5 | 0.5 | 01/04/2024 | <25 | <25 | <25 | <25 | <25 | <25 |
| Multi-Purpose Building | MPB-3-0.5 | 0.5 | 01/03/2024 | <5.1 | <5.1 | <5.1 | <5.1 | <5.1 | <5.1 |
| Multi-Purpose Building | MPB-4-0.5 | 0.5 | 01/04/2024 | <4.9 | <4.9 | <4.9 | <4.9 | <4.9 | <4.9 |
| Multi-Purpose Building | MPB-1-2.5 | 2.5 | 01/04/2024 | <4.9 | <4.9 | <4.9 | <4.9 | <4.9 | <4.9 |
| Multi-Purpose Building | MPB-2-2.5 | 2.5 | 01/04/2024 | <5.1 | <5.1 | <5.1 | <5.1 | <5.1 | <5.1 |
| Multi-Purpose Building | MPB-3-2.1 | 2.1 | 01/03/2024 | <5.0 | <5.0 | <5.0 | <5.0 | <5.0 | <5.0 |
| Multi-Purpose Building | MPB-4-2.5 | 2.5 | 01/04/2024 | <4.9 | <4.9 | <4.9 | <4.9 | <4.9 | <4.9 |
| Classroom 01-02 Building | CB0102-1-0.5 | 0.5 | 01/04/2024 | <5.0 | <5.0 | <5.0 | <5.0 | <5.0 | <5.0 |
| Classroom 01-02 Building | CB0102-2-0.5 | 0.5 | 01/03/2024 | <5.1 | <5.1 | <5.1 | <5.1 | <5.1 | <5.1 |
| Classroom 01-02 Building | DUP-2 (CB0102-2-0.5) | 0.5 | 01/04/2024 | <5.1 | <5.1 | <5.1 | <5.1 | <5.1 | <5.1 |
| Classroom 01-02 Building | CB0102-3-0.5 | 0.5 | 01/03/2024 | <5.1 | <5.1 | <5.1 | <5.1 | <5.1 | <5.1 |
| Classroom 01-02 Building | CB0102-4-0.5 | 0.5 | 01/04/2024 | <4.9 | <4.9 | <4.9 | <4.9 | <4.9 | <4.9 |
| Classroom 01-02 Building | CB0102-1-2.5 | 2.5 | 01/04/2024 | <5.1 | <5.1 | <5.1 | <5.1 | <5.1 | <5.1 |
| Classroom 01-02 Building | CB0102-2-2.5 | 2.5 | 01/03/2024 | <5.0 | <5.0 | <5.0 | <5.0 | <5.0 | <5.0 |
| Classroom 01-02 Building | CB0102-3-2.5 | 2.5 | 01/03/2024 | <5.0 | <5.0 | <5.0 | <5.0 | <5.0 | <5.0 |
| Classroom 01-02 Building | CB0102-4-2.5 | 2.5 | 01/04/2024 | <5.1 | <5.1 | <5.1 | <5.1 | <5.1 | <5.1 |
| Classroom 03-05 Building | CB0305-1-0.5 | 0.5 | 01/04/2024 | <5.1 | <5.1 | <5.1 | <5.1 | <5.1 | <5.1 |
| Classroom 03-05 Building | CB0305-2-0.5 | 0.5 | 01/04/2024 | <5.1 | <5.1 | <5.1 | <5.1 | <5.1 | <5.1 |
| Classroom 03-05 Building | CB0305-3-0.5 | 0.5 | 01/03/2024 | <50 | <50 | <50 | <50 | <50 | <50 |
| Classroom 03-05 Building | CB0305-4-0.5 | 0.5 | 01/03/2024 | <51 | <51 | <51 | <51 | <51 | <51 |
| Classroom 03-05 Building | CB0305-1-2.5 | 2.5 | 01/04/2024 | <5.0 | <5.0 | <5.0 | <5.0 | <5.0 | <5.0 |
| Classroom 03-05 Building | CB0305-2-2.5 | 2.5 | 01/04/2024 | <5.0 | <5.0 | <5.0 | <5.0 | <5.0 | <5.0 |
| Classroom 03-05 Building | CB0305-3-2.5 | 2.5 | 01/03/2024 | <5.0 | <5.0 | <5.0 | <5.0 | <5.0 | <5.0 |
| Classroom 03-05 Building | CB0305-4-2.5 | 2.5 | 01/03/2024 | <5.1 | <5.1 | <5.1 | <5.1 | <5.1 | <5.1 |
| Classroom 06-07 Building | CB0607-1-0.5 | 0.5 | 01/04/2024 | <5.1 | <5.1 | <5.1 | <5.1 | <5.1 | <5.1 |
| Classroom 06-07 Building | CB0607-2-0.5 | 0.5 | 01/03/2024 | <5.1 | <5.1 | <5.1 | <5.1 | <5.1 | <5.1 |
| Classroom 06-07 Building | CB0607-3-0.5 | 0.5 | 01/04/2024 | <5.1 | <5.1 | <5.1 | <5.1 | <5.1 | <5.1 |
| Classroom 06-07 Building | CB0607-4-0.5 | 0.5 | 01/03/2024 | <5.0 | <5.0 | <5.0 | <5.0 | <5.0 | <5.0 |
| Classroom 06-07 Building | CB0607-1-2.5 | 2.5 | 01/04/2024 | <4.9 | <4.9 | <4.9 | <4.9 | <4.9 | <4.9 |
| Classroom 06-07 Building | CB0607-2-2.5 | 2.5 | 01/03/2024 | <5.0 | <5.0 | <5.0 | <5.0 | <5.0 | <5.0 |
| Classroom 06-07 Building | CB0607-3-2.5 | 2.5 | 01/04/2024 | <5.0 | <5.0 | <5.0 | <5.0 | <5.0 | <5.0 |
| Classroom 06-07 Building | CB0607-4-2.5 | 2.5 | 01/03/2024 | <4.9 | <4.9 | <4.9 | <4.9 | <4.9 | <4.9 |

**Table C-2**
**Summary of Analytical Results - OCPs**
**Westwood Elementary School Campus**
**435 Saratoga Avenue**
**Santa Clara, California**

| | | | Analyte | Endosulfan II | Endosulfan I | Endosulfan sulfate | Endrin aldehyde | Endrin ketone | Endrin |
|---|---|---|---|---|---|---|---|---|---|
| | | | Units | µg/kg | µg/kg | µg/kg | µg/kg | µg/kg | µg/kg |
| **Department of Toxic Substances Control (DTSC) Note 3 Screening Levels[1]** | | | | **450000** | **450000** | **380000** | **19000** | **19000** | **19000** |
| **United States Environmental Protection Agency Regional Screening Levels (USEPA RSLs)[2]** | | | | **470000** | **470000** | **380000** | **19000** | **19000** | **19000** |
| **On-Site Location** | **Sample ID** | **Sample Depth (feet bgs)** | **Sample Date** | | | | | | |
| Classroom 08-10 Building | CB0810-1-0.5 | 0.5 | 01/04/2024 | <4.9 | <4.9 | <4.9 | <4.9 | <4.9 | <4.9 |
| Classroom 08-10 Building | DUP-3 (CB0810-1-0.5) | 0.5 | 01/04/2024 | <4.9 | <4.9 | <4.9 | <4.9 | <4.9 | <4.9 |
| Classroom 08-10 Building | CB0810-2-0.5 | 0.5 | 01/04/2024 | <4.9 | <4.9 | <4.9 | <4.9 | <4.9 | <4.9 |
| Classroom 08-10 Building | CB0810-3-0.5 | 0.5 | 01/03/2024 | <5.1 | <5.1 | <5.1 | <5.1 | <5.1 | <5.1 |
| Classroom 08-10 Building | CB0810-4-0.5 | 0.5 | 01/04/2024 | <25 | <25 | <25 | <25 | <25 | <25 |
| Classroom 08-10 Building | CB0810-1-2.5 | 2.5 | 01/04/2024 | <5.0 | <5.0 | <5.0 | <5.0 | <5.0 | <5.0 |
| Classroom 08-10 Building | CB0810-2-2.5 | 2.5 | 01/04/2024 | <5.0 | <5.0 | <5.0 | <5.0 | <5.0 | <5.0 |
| Classroom 08-10 Building | CB0810-3-2.5 | 2.5 | 01/03/2024 | <5.0 | <5.0 | <5.0 | <5.0 | <5.0 | <5.0 |
| Classroom 08-10 Building | CB0810-4-2.5 | 2.5 | 01/04/2024 | <4.9 | <4.9 | <4.9 | <4.9 | <4.9 | <4.9 |
| Portable Classroom Area | PC-1-0.5 | 0.5 | 01/03/2024 | <50 | <50 | <50 | <50 | <50 | <50 |
| Portable Classroom Area | DUP-5 (PC-1-0.5) | 0.5 | 01/04/2024 | <51 | <51 | <51 | <51 | <51 | <51 |
| Portable Classroom Area | PC-2-0.5 | 0.5 | 01/03/2024 | <50 | <50 | <50 | <50 | <50 | <50 |
| Portable Classroom Area | PC-1-2.5 | 2.5 | 01/03/2024 | <4.9 | <4.9 | <4.9 | <4.9 | <4.9 | <4.9 |
| Portable Classroom Area | PC-2-2.5 | 2.5 | 01/03/2024 | <51 | <51 | <51 | <51 | <51 | <51 |
| Westwood Elementary Parking Lots | PL-1-0.5 | 0.5 | 01/04/2024 | <50 | <50 | <50 | <50 | <50 | <50 |
| Westwood Elementary Parking Lots | PL-2-0.5 | 0.5 | 01/04/2024 | <50 | <50 | <50 | <50 | <50 | <50 |
| Westwood Elementary Parking Lots | PL-1-3.1 | 3.1 | 01/04/2024 | <5.0 | <5.0 | <5.0 | <5.0 | <5.0 | <5.0 |
| Westwood Elementary Parking Lots | PL-2-2.5 | 2.5 | 01/04/2024 | <5.1 | <5.1 | <5.1 | <5.1 | <5.1 | <5.1 |
| Westwood Elementary Parking Lots | DUP-6 (PL-2-2.5) | 2.5 | 01/04/2024 | <51 | <51 | <51 | <51 | <51 | <51 |
| New Field Drain Samples | SD-1-0.5 | 0.5 | 01/04/2024 | <49 | <49 | <49 | <49 | <49 | <49 |
| New Field Drain Samples | DUP-4 (SD-1-0.5) | 0.5 | 01/04/2024 | <51 | <51 | <51 | <51 | <51 | <51 |
| New Field Drain Samples | SD-1-1.8 | 1.8 | 01/04/2024 | <51 | <51 | <51 | <51 | <51 | <51 |

**Table C-2**
**Summary of Analytical Results - OCPs**
**Westwood Elementary School Campus**
**435 Saratoga Avenue**
**Santa Clara, California**

| | | | Analyte | Heptachlor epoxide | Heptachlor | Methoxychlor | Toxaphene | alpha-BHC | beta-BHC |
|---|---|---|---|---|---|---|---|---|---|
| | | | Units | µg/kg | µg/kg | µg/kg | µg/kg | µg/kg | µg/kg |
| **Department of Toxic Substances Control (DTSC) Note 3 Screening Levels[1]** | | | | **70** | **130** | **320000** | **450** | **86** | **300** |
| **United States Environmental Protection Agency Regional Screening Levels (USEPA RSLs)[2]** | | | | **70** | **130** | **320000** | **490** | **86** | **300** |
| **On-Site Location** | **Sample ID** | **Sample Depth (feet bgs)** | **Sample Date** | | | | | | |
| Multi-Purpose Building | MPB-1-0.5 | 0.5 | 01/04/2024 | <5.0 | <5.0 | <9.9 | <99 | <5.0 | <5.0 |
| Multi-Purpose Building | DUP-1 (MPB-1-0.5) | 0.5 | 01/04/2024 | <5.1 | <5.1 | <10 | <100 | <5.1 | <5.1 |
| Multi-Purpose Building | MPB-2-0.5 | 0.5 | 01/04/2024 | <25 | <25 | <50 | <500 | <25 | <25 |
| Multi-Purpose Building | MPB-3-0.5 | 0.5 | 01/03/2024 | <5.1 | <5.1 | <10 | <100 | <5.1 | <5.1 |
| Multi-Purpose Building | MPB-4-0.5 | 0.5 | 01/04/2024 | **14 J** | <4.9 | <9.8 | <98 | <4.9 | <4.9 |
| Multi-Purpose Building | MPB-1-2.5 | 2.5 | 01/04/2024 | <4.9 | <4.9 | <9.8 | <98 | <4.9 | <4.9 |
| Multi-Purpose Building | MPB-2-2.5 | 2.5 | 01/04/2024 | <5.1 | <5.1 | <10 | <100 | <5.1 | <5.1 |
| Multi-Purpose Building | MPB-3-2.1 | 2.1 | 01/03/2024 | <5.0 | <5.0 | <10 | <100 | <5.0 | <5.0 |
| Multi-Purpose Building | MPB-4-2.5 | 2.5 | 01/04/2024 | <4.9 | <4.9 | <9.8 | <98 | <4.9 | <4.9 |
| Classroom 01-02 Building | CB0102-1-0.5 | 0.5 | 01/04/2024 | **9.8** | <5.0 | <10 | <100 | <5.0 | <5.0 |
| Classroom 01-02 Building | CB0102-2-0.5 | 0.5 | 01/03/2024 | <5.1 | <5.1 | <10 | <100 | <5.1 | <5.1 |
| Classroom 01-02 Building | DUP-2 (CB0102-2-0.5) | 0.5 | 01/04/2024 | **9.1** | <5.1 | <10 | <100 | <5.1 | <5.1 |
| Classroom 01-02 Building | CB0102-3-0.5 | 0.5 | 01/03/2024 | <5.1 | <5.1 | <10 | <100 | <5.1 | <5.1 |
| Classroom 01-02 Building | CB0102-4-0.5 | 0.5 | 01/04/2024 | <4.9 | <4.9 | <9.8 | <98 | <4.9 | <4.9 |
| Classroom 01-02 Building | CB0102-1-2.5 | 2.5 | 01/04/2024 | <5.1 | <5.1 | <10 | <100 | <5.1 | <5.1 |
| Classroom 01-02 Building | CB0102-2-2.5 | 2.5 | 01/03/2024 | <5.0 | <5.0 | <9.9 | <99 | <5.0 | <5.0 |
| Classroom 01-02 Building | CB0102-3-2.5 | 2.5 | 01/03/2024 | <5.0 | <5.0 | <10 | <100 | <5.0 | <5.0 |
| Classroom 01-02 Building | CB0102-4-2.5 | 2.5 | 01/04/2024 | <5.1 | <5.1 | <10 | <100 | <5.1 | <5.1 |
| Classroom 03-05 Building | CB0305-1-0.5 | 0.5 | 01/04/2024 | <5.1 | <5.1 | <10 | <100 | <5.1 | <5.1 |
| Classroom 03-05 Building | CB0305-2-0.5 | 0.5 | 01/04/2024 | **7.0** | <5.1 | <10 | <100 | <5.1 | <5.1 |
| Classroom 03-05 Building | CB0305-3-0.5 | 0.5 | 01/03/2024 | <50 UJ | <50 | <99 | <990 | <50 | <50 |
| Classroom 03-05 Building | CB0305-4-0.5 | 0.5 | 01/03/2024 | <51 UJ | <51 | <100 | <1000 | <51 | <51 |
| Classroom 03-05 Building | CB0305-1-2.5 | 2.5 | 01/04/2024 | <5.0 | <5.0 | <10 | <100 | <5.0 | <5.0 |
| Classroom 03-05 Building | CB0305-2-2.5 | 2.5 | 01/04/2024 | <5.0 | <5.0 | <10 | <100 | <5.0 | <5.0 |
| Classroom 03-05 Building | CB0305-3-2.5 | 2.5 | 01/03/2024 | <5.0 | <5.0 | <10 | <100 | <5.0 | <5.0 |
| Classroom 03-05 Building | CB0305-4-2.5 | 2.5 | 01/03/2024 | <5.1 | <5.1 | <10 | <100 | <5.1 | <5.1 |
| Classroom 06-07 Building | CB0607-1-0.5 | 0.5 | 01/04/2024 | <5.1 | <5.1 | <10 | <100 | <5.1 | <5.1 |
| Classroom 06-07 Building | CB0607-2-0.5 | 0.5 | 01/03/2024 | <5.1 | <5.1 | <10 | <100 | <5.1 | <5.1 |
| Classroom 06-07 Building | CB0607-3-0.5 | 0.5 | 01/04/2024 | **7.6** | <5.1 | <10 | <100 | <5.1 | <5.1 |
| Classroom 06-07 Building | CB0607-4-0.5 | 0.5 | 01/03/2024 | <5.0 | <5.0 | <10 | <100 | <5.0 | <5.0 |
| Classroom 06-07 Building | CB0607-1-2.5 | 2.5 | 01/04/2024 | <4.9 | <4.9 | <9.8 | <98 | <4.9 | <4.9 |
| Classroom 06-07 Building | CB0607-2-2.5 | 2.5 | 01/03/2024 | <5.0 | <5.0 | <9.9 | <99 | <5.0 | <5.0 |
| Classroom 06-07 Building | CB0607-3-2.5 | 2.5 | 01/04/2024 | <5.0 | <5.0 | <10 | <100 | <5.0 | <5.0 |
| Classroom 06-07 Building | CB0607-4-2.5 | 2.5 | 01/03/2024 | <4.9 | <4.9 | <9.8 | <98 | <4.9 | <4.9 |

**Table C-2**
**Summary of Analytical Results - OCPs**
**Westwood Elementary School Campus**
**435 Saratoga Avenue**
**Santa Clara, California**

| | | | Analyte | Heptachlor epoxide | Heptachlor | Methoxychlor | Toxaphene | alpha-BHC | beta-BHC |
|---|---|---|---|---|---|---|---|---|---|
| | | | Units | µg/kg | µg/kg | µg/kg | µg/kg | µg/kg | µg/kg |
| Department of Toxic Substances Control (DTSC) Note 3 Screening Levels[1] | | | | 70 | 130 | 320000 | 450 | 86 | 300 |
| United States Environmental Protection Agency Regional Screening Levels (USEPA RSLs)[2] | | | | 70 | 130 | 320000 | 490 | 86 | 300 |
| **On-Site Location** | **Sample ID** | **Sample Depth (feet bgs)** | **Sample Date** | | | | | | |
| Classroom 08-10 Building | CB0810-1-0.5 | 0.5 | 01/04/2024 | <4.9 | <4.9 | <9.8 | <98 | <4.9 | <4.9 |
| Classroom 08-10 Building | DUP-3 (CB0810-1-0.5) | 0.5 | 01/04/2024 | <4.9 | <4.9 | <9.8 | <98 | <4.9 | <4.9 |
| Classroom 08-10 Building | CB0810-2-0.5 | 0.5 | 01/04/2024 | <4.9 | <4.9 | <9.8 | <98 | <4.9 | <4.9 |
| Classroom 08-10 Building | CB0810-3-0.5 | 0.5 | 01/03/2024 | <5.1 | <5.1 | <10 | <100 | <5.1 | <5.1 |
| Classroom 08-10 Building | CB0810-4-0.5 | 0.5 | 01/04/2024 | <25 | <25 | <50 | <500 | <25 | <25 |
| Classroom 08-10 Building | CB0810-1-2.5 | 2.5 | 01/04/2024 | <5.0 | <5.0 | <10 | <100 | <5.0 | <5.0 |
| Classroom 08-10 Building | CB0810-2-2.5 | 2.5 | 01/04/2024 | <5.0 | <5.0 | <9.9 | <99 | <5.0 | <5.0 |
| Classroom 08-10 Building | CB0810-3-2.5 | 2.5 | 01/03/2024 | <5.0 | <5.0 | <9.9 | <99 | <5.0 | <5.0 |
| Classroom 08-10 Building | CB0810-4-2.5 | 2.5 | 01/04/2024 | <4.9 | <4.9 | <9.8 | <98 | <4.9 | <4.9 |
| Portable Classroom Area | PC-1-0.5 | 0.5 | 01/03/2024 | <50 UJ | <50 | <99 | <990 | <50 | <50 |
| Portable Classroom Area | DUP-5 (PC-1-0.5) | 0.5 | 01/04/2024 | <51 UJ | <51 | <100 | <1000 | <51 | <51 |
| Portable Classroom Area | PC-2-0.5 | 0.5 | 01/03/2024 | <50 UJ | <50 | <99 | <990 | <50 | <50 |
| Portable Classroom Area | PC-1-2.5 | 2.5 | 01/03/2024 | <4.9 | <4.9 | <9.8 | <98 | <4.9 | <4.9 |
| Portable Classroom Area | PC-2-2.5 | 2.5 | 01/03/2024 | <51 UJ | <51 | <100 | <1000 | <51 | <51 |
| Westwood Elementary Parking Lots | PL-1-0.5 | 0.5 | 01/04/2024 | <50 UJ | <50 | <99 | <990 | <50 | <50 |
| Westwood Elementary Parking Lots | PL-2-0.5 | 0.5 | 01/04/2024 | <50 UJ | <50 | <99 | <990 | <50 | <50 |
| Westwood Elementary Parking Lots | PL-1-3.1 | 3.1 | 01/04/2024 | <5.0 | <5.0 | <10 | <100 | <5.0 | <5.0 |
| Westwood Elementary Parking Lots | PL-2-2.5 | 2.5 | 01/04/2024 | <5.1 | <5.1 | <10 | <100 | <5.1 | <5.1 |
| Westwood Elementary Parking Lots | DUP-6 (PL-2-2.5) | 2.5 | 01/04/2024 | <51 UJ | <51 | <100 | <1000 | <51 | <51 |
| New Field Drain Samples | SD-1-0.5 | 0.5 | 01/04/2024 | <49 UJ | <49 | <98 | <980 | <49 | <49 |
| New Field Drain Samples | DUP-4 (SD-1-0.5) | 0.5 | 01/04/2024 | <51 UJ | <51 | <100 | <1000 | <51 | <51 |
| New Field Drain Samples | SD-1-1.8 | 1.8 | 01/04/2024 | <51 UJ | <51 | <100 | <1000 | <51 | <51 |

**Table C-2**
**Summary of Analytical Results - OCPs**
**Westwood Elementary School Campus**
**435 Saratoga Avenue**
**Santa Clara, California**

| | | | Analyte | delta-BHC | gamma-BHC |
|---|---|---|---|---|---|
| | | | Units | µg/kg | µg/kg |
| Department of Toxic Substances Control (DTSC) Note 3 Screening Levels[1] | | | | -- | 570 |
| United States Environmental Protection Agency Regional Screening Levels (USEPA RSLs)[2] | | | | -- | 570 |
| **On-Site Location** | **Sample ID** | **Sample Depth (feet bgs)** | **Sample Date** | | |
| Multi-Purpose Building | MPB-1-0.5 | 0.5 | 01/04/2024 | <5.0 | <5.0 |
| Multi-Purpose Building | DUP-1 (MPB-1-0.5) | 0.5 | 01/04/2024 | <5.1 | <5.1 |
| Multi-Purpose Building | MPB-2-0.5 | 0.5 | 01/04/2024 | <25 | <25 |
| Multi-Purpose Building | MPB-3-0.5 | 0.5 | 01/03/2024 | <5.1 | <5.1 |
| Multi-Purpose Building | MPB-4-0.5 | 0.5 | 01/04/2024 | <4.9 | <4.9 |
| Multi-Purpose Building | MPB-1-2.5 | 2.5 | 01/04/2024 | <4.9 | <4.9 |
| Multi-Purpose Building | MPB-2-2.5 | 2.5 | 01/04/2024 | <5.1 | <5.1 |
| Multi-Purpose Building | MPB-3-2.1 | 2.1 | 01/03/2024 | <5.0 | <5.0 |
| Multi-Purpose Building | MPB-4-2.5 | 2.5 | 01/04/2024 | <4.9 | <4.9 |
| Classroom 01-02 Building | CB0102-1-0.5 | 0.5 | 01/04/2024 | <5.0 | **12** |
| Classroom 01-02 Building | CB0102-2-0.5 | 0.5 | 01/03/2024 | <5.1 | <5.1 |
| Classroom 01-02 Building | DUP-2 (CB0102-2-0.5) | 0.5 | 01/04/2024 | <5.1 | **12** |
| Classroom 01-02 Building | CB0102-3-0.5 | 0.5 | 01/03/2024 | <5.1 | <5.1 |
| Classroom 01-02 Building | CB0102-4-0.5 | 0.5 | 01/04/2024 | <4.9 | <4.9 |
| Classroom 01-02 Building | CB0102-1-2.5 | 2.5 | 01/04/2024 | <5.1 | <5.1 |
| Classroom 01-02 Building | CB0102-2-2.5 | 2.5 | 01/03/2024 | <5.0 | <5.0 |
| Classroom 01-02 Building | CB0102-3-2.5 | 2.5 | 01/03/2024 | <5.0 | <5.0 |
| Classroom 01-02 Building | CB0102-4-2.5 | 2.5 | 01/04/2024 | <5.1 | <5.1 |
| Classroom 03-05 Building | CB0305-1-0.5 | 0.5 | 01/04/2024 | <5.1 | <5.1 |
| Classroom 03-05 Building | CB0305-2-0.5 | 0.5 | 01/04/2024 | <5.1 | <5.1 |
| Classroom 03-05 Building | CB0305-3-0.5 | 0.5 | 01/03/2024 | <50 | <50 UJ |
| Classroom 03-05 Building | CB0305-4-0.5 | 0.5 | 01/03/2024 | <51 | <51 UJ |
| Classroom 03-05 Building | CB0305-1-2.5 | 2.5 | 01/04/2024 | <5.0 | <5.0 |
| Classroom 03-05 Building | CB0305-2-2.5 | 2.5 | 01/04/2024 | <5.0 | <5.0 |
| Classroom 03-05 Building | CB0305-3-2.5 | 2.5 | 01/03/2024 | <5.0 | <5.0 |
| Classroom 03-05 Building | CB0305-4-2.5 | 2.5 | 01/03/2024 | <5.1 | <5.1 |
| Classroom 06-07 Building | CB0607-1-0.5 | 0.5 | 01/04/2024 | <5.1 | <5.1 |
| Classroom 06-07 Building | CB0607-2-0.5 | 0.5 | 01/03/2024 | <5.1 | <5.1 |
| Classroom 06-07 Building | CB0607-3-0.5 | 0.5 | 01/04/2024 | <5.1 | <5.1 |
| Classroom 06-07 Building | CB0607-4-0.5 | 0.5 | 01/03/2024 | <5.0 | <5.0 |
| Classroom 06-07 Building | CB0607-1-2.5 | 2.5 | 01/04/2024 | <4.9 | <4.9 |
| Classroom 06-07 Building | CB0607-2-2.5 | 2.5 | 01/03/2024 | <5.0 | <5.0 |
| Classroom 06-07 Building | CB0607-3-2.5 | 2.5 | 01/04/2024 | <5.0 | <5.0 |
| Classroom 06-07 Building | CB0607-4-2.5 | 2.5 | 01/03/2024 | <4.9 | <4.9 |

**Table C-2**
**Summary of Analytical Results - OCPs**
**Westwood Elementary School Campus**
**435 Saratoga Avenue**
**Santa Clara, California**

| | | | Analyte | delta-BHC | gamma-BHC |
|---|---|---|---|---|---|
| | | | Units | µg/kg | µg/kg |
| Department of Toxic Substances Control (DTSC) Note 3 Screening Levels[1] | | | | -- | 570 |
| United States Environmental Protection Agency Regional Screening Levels (USEPA RSLs)[2] | | | | -- | 570 |
| **On-Site Location** | **Sample ID** | **Sample Depth (feet bgs)** | **Sample Date** | | |
| Classroom 08-10 Building | CB0810-1-0.5 | 0.5 | 01/04/2024 | <4.9 | <4.9 |
| Classroom 08-10 Building | DUP-3 (CB0810-1-0.5) | 0.5 | 01/04/2024 | <4.9 | <4.9 |
| Classroom 08-10 Building | CB0810-2-0.5 | 0.5 | 01/04/2024 | <4.9 | <4.9 |
| Classroom 08-10 Building | CB0810-3-0.5 | 0.5 | 01/03/2024 | <5.1 | <5.1 |
| Classroom 08-10 Building | CB0810-4-0.5 | 0.5 | 01/04/2024 | <25 | <25 |
| Classroom 08-10 Building | CB0810-1-2.5 | 2.5 | 01/04/2024 | <5.0 | <5.0 |
| Classroom 08-10 Building | CB0810-2-2.5 | 2.5 | 01/04/2024 | <5.0 | <5.0 |
| Classroom 08-10 Building | CB0810-3-2.5 | 2.5 | 01/03/2024 | <5.0 | <5.0 |
| Classroom 08-10 Building | CB0810-4-2.5 | 2.5 | 01/04/2024 | <4.9 | <4.9 |
| Portable Classroom Area | PC-1-0.5 | 0.5 | 01/03/2024 | <50 | <50 UJ |
| Portable Classroom Area | DUP-5 (PC-1-0.5) | 0.5 | 01/04/2024 | <51 | <51 UJ |
| Portable Classroom Area | PC-2-0.5 | 0.5 | 01/03/2024 | <50 | <50 UJ |
| Portable Classroom Area | PC-1-2.5 | 2.5 | 01/03/2024 | <4.9 | <4.9 |
| Portable Classroom Area | PC-2-2.5 | 2.5 | 01/03/2024 | <51 | <51 UJ |
| Westwood Elementary Parking Lots | PL-1-0.5 | 0.5 | 01/04/2024 | <50 | <50 UJ |
| Westwood Elementary Parking Lots | PL-2-0.5 | 0.5 | 01/04/2024 | <50 | <50 UJ |
| Westwood Elementary Parking Lots | PL-1-3.1 | 3.1 | 01/04/2024 | <5.0 | <5.0 |
| Westwood Elementary Parking Lots | PL-2-2.5 | 2.5 | 01/04/2024 | <5.1 | <5.1 |
| Westwood Elementary Parking Lots | DUP-6 (PL-2-2.5) | 2.5 | 01/04/2024 | <51 | <51 UJ |
| New Field Drain Samples | SD-1-0.5 | 0.5 | 01/04/2024 | <49 | <49 UJ |
| New Field Drain Samples | DUP-4 (SD-1-0.5) | 0.5 | 01/04/2024 | <51 | <51 UJ |
| New Field Drain Samples | SD-1-1.8 | 1.8 | 01/04/2024 | <51 | <51 UJ |

**Table C-2**
**Summary of Analytical Results - OCPs**
**Westwood Elementary School Campus**
**435 Saratoga Avenue**
**Santa Clara, California**

**Acronyms and Abbreviations:**

-- = Not available

< = not detected above laboratory reporting limit indicated.

bgs = below ground surface

C = presence confirmed, but RPD between columns exceeds 40%

DTSC = Department of Toxic Substances Control

DUP = duplicate

ID = identification

µg/kg = micrograms per kilogram

NA = not analyzed

OCP = Organochlorine pesticides

RSL = Regional Screening Levels

USEPA = United States Environmental Protection Agency

**Notes:**

1. These values represent the lowest of the cancer and non-cancer residential screening levels presented in the DTSC HERO Note 3 (DTSC 2022).
2. These values represent the lowest of the cancer and non-cancer residential screening levels presented in the USELA November 2023 RSLs (USEPA 2023).
3. Shaded results were detected above the screening levels.
4. Only detected results are displayed on this table.

**References:**

DTSC. 2022. Human Health Risk Assessment Note 3 Tables. May.

USEPA. 2023. Regional Screening Level Tables. November.

**Table C-3**
**Summary of Analytical Results - PCBs**
**Westwood Elementary School Campus**
**435 Saratoga Avenue**
**Santa Clara, California**

| | | | Analyte | Aroclor-1016 | Aroclor-1221 | Aroclor-1232 | Aroclor-1242 | Aroclor-1248 | Aroclor-1254 |
|---|---|---|---|---|---|---|---|---|---|
| | | | | 12674-11-2 | 11104-28-2 | 11141-16-5 | 53469-21-9 | 12672-29-6 | 11097-69-1 |
| | | | Units | µg/kg | µg/kg | µg/kg | µg/kg | µg/kg | µg/kg |
| | | | Department of Toxic Substances Control (DTSC) Note 3 Screening Levels[1] | 4000 | 200 | 170 | 230 | 230 | 240 |
| | | | United States Environmental Protection Agency Regional Screening Levels (USEPA RSLs)[2] | 4100 | 200 | 170 | 230 | 230 | 240 |
| **On-Site Location** | **Sample ID** | **Sample Depth (feet bgs)** | **Sample Date** | | | | | | |
| Multi-Purpose Building | MPB-1-0.5 | 0.5 | 01/04/2024 | <57 | <57 | <57 | <57 | <57 | <57 |
| Multi-Purpose Building | DUP-1 (MPB-1-0.5) | 0.5 | 01/04/2024 | <57 | <57 | <57 | <57 | <57 | <57 |
| Multi-Purpose Building | MPB-2-0.5 | 0.5 | 01/04/2024 | <55 | <55 | <55 | <55 | <55 | <55 |
| Classroom 01-02 Building | CB0102-1-0.5 | 0.5 | 01/04/2024 | <58 | <58 | <58 | <58 | <58 | <58 |
| Classroom 01-02 Building | CB0102-2-0.5 | 0.5 | 01/03/2024 | <57 | <57 | <57 | <57 | <57 | <57 |
| Classroom 03-05 Building | CB0305-1-0.5 | 0.5 | 01/04/2024 | <61 | <61 | <61 | <61 | <61 | <61 |
| Classroom 03-05 Building | CB0305-2-0.5 | 0.5 | 01/04/2024 | <59 | <59 | <59 | <59 | <59 | <59 |
| Classroom 06-07 Building | CB0607-1-0.5 | 0.5 | 01/04/2024 | <53 | <53 | <53 | <53 | <53 | <53 |
| Classroom 06-07 Building | CB0607-2-0.5 | 0.5 | 01/03/2024 | <57 | <57 | <57 | <57 | <57 | <57 |
| Classroom 08-10 Building | CB0810-1-0.5 | 0.5 | 01/04/2024 | <58 | <58 | <58 | <58 | <58 | <58 |
| Classroom 08-10 Building | CB0810-2-0.5 | 0.5 | 01/04/2024 | <55 | <55 | <55 | <55 | <55 | <55 |

**Table C-3**
**Summary of Analytical Results - PCBs**
**Westwood Elementary School Campus**
**435 Saratoga Avenue**
**Santa Clara, California**

| | | | Analyte | Aroclor-1260 |
|---|---|---|---|---|
| | | | Units | 11096-82-5 µg/kg |
| | | | Department of Toxic Substances Control (DTSC) Note 3 Screening Levels[1] | 240 |
| | | | United States Environmental Protection Agency Regional Screening Levels (USEPA RSLs)[2] | 240 |
| On-Site Location | Sample ID | Sample Depth (feet bgs) | Sample Date | |
| Multi-Purpose Building | MPB-1-0.5 | 0.5 | 01/04/2024 | <57 |
| Multi-Purpose Building | DUP-1 (MPB-1-0.5) | 0.5 | 01/04/2024 | <57 |
| Multi-Purpose Building | MPB-2-0.5 | 0.5 | 01/04/2024 | <55 |
| Classroom 01-02 Building | CB0102-1-0.5 | 0.5 | 01/04/2024 | <58 |
| Classroom 01-02 Building | CB0102-2-0.5 | 0.5 | 01/03/2024 | <57 |
| Classroom 03-05 Building | CB0305-1-0.5 | 0.5 | 01/04/2024 | <61 |
| Classroom 03-05 Building | CB0305-2-0.5 | 0.5 | 01/04/2024 | <59 |
| Classroom 06-07 Building | CB0607-1-0.5 | 0.5 | 01/04/2024 | <53 |
| Classroom 06-07 Building | CB0607-2-0.5 | 0.5 | 01/03/2024 | <57 |
| Classroom 08-10 Building | CB0810-1-0.5 | 0.5 | 01/04/2024 | <58 |
| Classroom 08-10 Building | CB0810-2-0.5 | 0.5 | 01/04/2024 | <55 |

**Table C-3**
**Summary of Analytical Results - PCBs**
**Westwood Elementary School Campus**
**435 Saratoga Avenue**
**Santa Clara, California**

**Acronyms and Abbreviations:**
< = not detected above laboratory reporting limit indicated.
bgs = below ground surface
DTSC = Department of Toxic Substances Control
DUP = duplicate
PCBs = polychlorinated biphenyls analyzed using U.S. EPA Method SW8082
µg/kg = micrograms per kilogram

**Notes:**
1. These values represent the lowest of the cancer and non-cancer residential screening levels presented in the DTSC HERO Note 3 (DTSC 2022).
2. These values represent the lowest of the cancer and non-cancer residential screening levels presented in the USELA November 2023 RSLs (USEPA 2023).
3. Shaded results were detected above the screening levels.

**References:**
DTSC. 2022. Human Health Risk Assessment Note 3 Tables. May.
USEPA. 2023. Regional Screening Level Tables. November.

**Table C-4**
**Summary of Analytical Results - NOA**
**Westwood Elementary School Campus**
**435 Saratoga Avenue**
**Santa Clara, California**

| On-Site Location | Sample ID | Sample Depth (feet bgs) | Analyte Units Sample Date | PLM % | TEM[1] Weight % |
|---|---|---|---|---|---|
| Classroom 06-07 Building | CB0607-3-0.5 | 0.5 | 01/04/2024 | <1 | NA |
| Classroom 06-07 Building | CB0607-3-2.5 | 2.5 | 01/04/2024 | <1 | <0.001 |
| Portable Classroom Area | PC-1-0.5 | 0.5 | 01/03/2024 | <1 | NA |
| Portable Classroom Area | PC-1-2.5 | 2.5 | 01/03/2024 | <1 | NA |
| Westwood Elementary Parking Lots | PL-1-0.5 | 0.5 | 01/04/2024 | <1 | NA |
| Westwood Elementary Parking Lots | PL-1-3.1 | 3.1 | 01/04/2024 | <1 | <0.001 |

**Acronyms and Abbreviations:**

< = not detected above laboratory reporting limit indicated.

% = percent

bgs = below ground surface

NA = not analyzed

NOA = Naturally Occuring Asbestos

PLM = Polarized Light Microscopy

TEM = Transmission Electron Microscopy

**Notes:**

1. TEM analysis was conducted for 25% of the NOA samples collected at the site.

**Table C-5**
**Summary of Analytical Results - TPH**
**Westwood Elementary School Campus**
**435 Saratoga Avenue**
**Santa Clara, California**

| | | | Analyte<br>Units | TPH as DRO (C10-C28)<br>mg/kg | TPH as ORO (C28-C44)<br>mg/kg | TPH as Gasoline<br>mg/kg |
|---|---|---|---|---|---|---|
| **Regional Water Quality Control Board Environmental Screening Levels[1]** | | | | **260** | **12000** | **429** |
| **On-Site Location** | **Sample ID** | **Sample Depth (feet bgs)** | **Sample Date** | | | |
| Westwood Elementary Parking Lots | PL-1-0.5 | 0.5 | 01/04/2024 | **510** | **630** | **2.0** |
| Westwood Elementary Parking Lots | PL-1-3.1 | 3.1 | 01/04/2024 | <10 | <20 | <0.10 |
| Westwood Elementary Parking Lots | PL-2-0.5 | 0.5 | 01/04/2024 | **110** | **580** | <0.10 |
| Westwood Elementary Parking Lots | PL-2-2.5 | 2.5 | 01/04/2024 | <10 | <20 UJ | <0.10 |
| Westwood Elementary Parking Lots | DUP-6 (PL-2-2.5) | 2.5 | 01/04/2024 | **160** | **1200 J** | <0.10 |

**Acronyms and Abbreviations:**

< = not detected above laboratory reporting limit indicated.

bgs = below ground surface

DRO = Diesel Range Organics

DUP = duplicate

mg/kg = milligram per kilogram

NA = Not Analyzed

ORO = oil range organics

RWQCB = Regional Water Quality Control Board

TPH = Total Petroleum Hydrocarbons

mg/kg = milligrams per kilogram

**Notes:**

1. These values represent the lowest of the cancer and non-cancer screening levels presented in the RWQCBenvironmental screening levels (RWQCB 2019)
2. Shaded results were detected above the screening levels.

**References:**

RWQCB.2019. Environmental Screening Levels. June.

# Appendix E

## Data Validation Reports

ARCADIS

Santa Clara Unified School District

Patrick Henry and Peterson School Campuses

# Data Review

## Sunnyvale, California

Volatile Organic Compounds (VOCs), Total Petroleum Hydrocarbons (TPH), Organochlorine Pesticides (OCPs), and Metals Analyses

SDG #499402

Analyses Performed By:
Enthalpy Analytical
Orange, California, USA and
SGS Laboratories

Report #53130R
Review Level: Tier II
Project: 30126698.03

# Summary

This data quality assessment summarizes the review of Sample Delivery Group (SDG) #499402 for samples collected in association with the Santa Clara Unified School District-Patrick Henry and Peterson School Campuses, Sunnyvale, California location. The review was conducted as a Tier II evaluation and included review of data package completeness. Only analytical data associated with constituents of concern were reviewed for this validation. Field documentation was not included in this review. Included with this assessment are the validation annotated sample result sheets, and chain of custody. Analyses were performed on the following samples:

| Sample ID | Lab ID | Matrix | Sample Collection Date | Parent Sample | Analysis | | | |
|---|---|---|---|---|---|---|---|---|
| | | | | | VOC | TPH | PEST | MET |
| CB0102-1-0.5 | 499402-001 | Soil | 01/04/2024 | | | | X | X |
| CB0102-2-0.5 | 499402-002 | Soil | 01/03/2024 | | | | X | X |
| CB0102-3-0.5 | 499402-003 | Soil | 01/03/2024 | | | | X | X |
| CB0102-4-0.5 | 499402-004 | Soil | 01/04/2024 | | | | X | X |
| CB0102-1-2.5 | 499402-005 | Soil | 01/04/2024 | | | | X | X |
| CB0102-2-2.5 | 499402-006 | Soil | 01/03/2024 | | | | X | |
| CB0102-3-2.5 | 499402-007 | Soil | 01/03/2024 | | | | X | |
| CB0102-4-2.5 | 499402-008 | Soil | 01/04/2024 | | | | X | |
| DUP-4 | 499402-009 | Soil | 01/04/2024 | SD-1-0.5 | | | X | X |
| DUP-2 | 499402-010 | Soil | 01/04/2024 | CB0102-1-0.5 | | | X | X |
| CB305-1-0.5 | 499402-011 | Soil | 01/04/2024 | | | | X | X |
| CB0305-2-0.5 | 499402-012 | Soil | 01/04/2024 | | | | X | X |
| CB0305-3-0.5 | 499402-013 | Soil | 01/03/2024 | | | | X | X |
| CB0305-4-0.5 | 499402-014 | Soil | 01/03/2024 | | | | X | X |
| CB0305-1-2.5 | 499402-015 | Soil | 01/04/2024 | | | | X | |
| CB0305-2-2.5 | 499402-016 | Soil | 01/04/2024 | | | | X | X |
| CB0305-3-2.5 | 499402-017 | Soil | 01/03/2024 | | | | X | |
| CB0305-4-2.5 | 499402-018 | Soil | 01/03/2024 | | | | X | |
| SD-1-0.5 | 499402-019 | Soil | 01/04/2024 | | | | X | X |
| SD-1-1.8 | 499402-020 | Soil | 01/04/2024 | | | | X | X |
| CB0607-1-0.5 | 499402-021 | Soil | 01/04/2024 | | | | X | X |
| CB0607-2-0.5 | 499402-022 | Soil | 01/03/2024 | | | | X | X |
| CB0607-3-0.5 | 499402-023 | Soil | 01/04/2024 | | | | X | X |
| CB0607-4-0.5 | 499402-024 | Soil | 01/03/2024 | | | | X | X |
| CB0607-1-2.5 | 499402-025 | Soil | 01/04/2024 | | | | X | |
| CB0607-2-2.5 | 499402-026 | Soil | 01/03/2024 | | | | X | |
| CB0607-3-2.5 | 499402-027 | Soil | 01/04/2024 | | | | X | |

| Sample ID | Lab ID | Matrix | Sample Collection Date | Parent Sample | Analysis | | | |
|---|---|---|---|---|---|---|---|---|
| | | | | | VOC | TPH | PEST | MET |
| CB0607-4-2.5 | 499402-028 | Soil | 01/03/2024 | | | | X | X |
| CB0810-1-0.5 | 499402-029 | Soil | 01/04/2024 | | | | X | X |
| CB0810-2-0.5 | 499402-030 | Soil | 01/04/2024 | | | | X | X |
| CB0810-3-0.5 | 499402-031 | Soil | 01/03/2024 | | | | X | X |
| CB0810-4-0.5 | 499402-032 | Soil | 01/04/2024 | | | | X | X |
| CB0810-1-2.5 | 499402-033 | Soil | 01/04/2024 | | | | X | |
| CB0810-2-2.5 | 499402-034 | Soil | 01/04/2024 | | | | X | X |
| CB0810-3-2.5 | 499402-035 | Soil | 01/03/2024 | | | | X | |
| CB0810-4-2.5 | 499402-036 | Soil | 01/04/2024 | | | | X | |
| DUP-3 | 499402-037 | Soil | 01/04/2024 | CB0810-1-0.5 | | | X | X |
| MPB-1-0.5 | 499402-038 | Soil | 01/04/2024 | | | | X | X |
| MPB-1-2.5 | 499402-039 | Soil | 01/04/2024 | | | | X | |
| MPB-2-0.5 | 499402-040 | Soil | 01/04/2024 | | | | X | X |
| MPB-2-2.5 | 499402-041 | Soil | 01/04/2024 | | | | X | |
| MPB-3-0.5 | 499402-042 | Soil | 01/03/2024 | | | | X | X |
| MPB-3-2.1 | 499402-043 | Soil | 01/03/2024 | | | | X | X |
| MPB-4-0.5 | 499402-044 | Soil | 01/04/2024 | | | | X | X |
| MPB-4-2.5 | 499402-045 | Soil | 01/04/2024 | | | | X | |
| DUP-1 | 499402-046 | Soil | 01/04/2024 | MPB-1-0.5 | | | X | X |
| PC-1-0.5 | 499402-047 | Soil | 01/03/2024 | | | | X | X |
| PC-2-0.5 | 499402-048 | Soil | 01/03/2024 | | | | X | X |
| PC-1-2.5 | 499402-049 | Soil | 01/03/2024 | | | | X | |
| PC-2-2.5 | 499402-050 | Soil | 01/03/2024 | | | | X | X |
| PL-1-0.5 | 499402-051 | Soil | 01/04/2024 | | X | X | X | X |
| PL-2-0.5 | 499402-052 | Soil | 01/04/2024 | | X | X | X | X |
| PL-1-3.1 | 499402-053 | Soil | 01/04/2024 | | X | X | X | X |
| PL-2-2.5 | 499402-054 | Soil | 01/04/2024 | | X | X | X | |
| DUP-5 | 499402-055 | Soil | 01/04/2024 | PC-1-0.5 | | | X | X |
| DUP-6 | 499402-056 | Soil | 01/04/2024 | PL-2-2.5 | X | X | X | |

Notes:
VOC - Volatile Organic Compounds
TPH - Total Petroleum Hydrocarbons-DRO, ORO
PEST - Organochlorine Pesticides
MET - Metals

NOTE: Samples were also collected for asbestos analysis. The analysis was performed by SGS Forensic Laboratories of Hayward, California. The asbestos analysis was not validated. The sample results sheets are attached to the end of this Data Review Report.

# Analytical Data Package Documentation

The table below is the evaluation of the data package completeness.

| Items Reviewed | Reported | | Performance Acceptable | | Not Required |
|---|---|---|---|---|---|
| | No | Yes | No | Yes | |
| 1. Sample receipt condition | | X | | X | |
| 2. Requested analyses and sample results | | X | | X | |
| 3. Master tracking list | | X | | X | |
| 4. Methods of analysis | | X | | X | |
| 5. Reporting limits | | X | | X | |
| 6. Sample collection date | | X | | X | |
| 7. Laboratory sample received date | | X | | X | |
| 8. Sample preservation verification (as applicable) | | X | | X | |
| 9. Sample preparation/extraction/analysis dates | | X | | X | |
| 10. Fully executed Chain-of-Custody (COC) form | | X | | X | |
| 11. Narrative summary of QA or sample problems provided | | X | | X | |
| 12. Data Package Completeness and Compliance | | X | | X | |

Note:
QA - Quality Assurance

# Organic Analysis Introduction

Analyses were performed according to United States Environmental Protection Agency (USEPA) SW-846 Methods 8260B, 8015M, and 8081A. Data were reviewed in accordance with the Santa Clara Unified School District Quality Assurance Project Plan, San Jose, CA (January 2018), USEPA National Functional Guidelines for Organic Superfund Methods Data Review, EPA 540-R-20-005, November 2020 (with reference to the historical USEPA Contract Laboratory Program National Functional Guidelines for Organic Data Review, OSWER 9240.1-05A-P, October 1999), as appropriate, and the Region 9 Data Validation Guidelines for data validation where appropriate.

The data review process is an evaluation of data on a technical basis rather than a determination of contract compliance. As such, the standards against which the data are being weighed may differ from those specified in the analytical method. It is assumed that the data package represents the best efforts of the laboratory and had already been subjected to adequate and sufficient quality review prior to submission.

During the review process, laboratory qualified and unqualified data are verified against the supporting documentation. Based on this evaluation, qualifier codes may be added, deleted, or modified by the data reviewer. Results are qualified with the following codes in accordance with USEPA National Functional Guidelines:

- Concentration (C) Qualifiers

  U The compound was analyzed for but not detected. The associated value is the compound quantitation limit.

  B The compound has been found in the sample as well as its associated blank, its presence in the sample may be suspect.

- Quantitation (Q) Qualifiers

  E The compound was quantitated above the calibration range.

  D Concentration is based on a diluted sample analysis.

- Validation Qualifiers

  J The compound was positively identified; however, the associated numerical value is an estimated concentration only.

  UJ The compound was not detected above the reported sample quantitation limit. However, the reported limit is approximate and may or may not represent the actual limit of quantitation.

  JN The analysis indicates the presence of a compound for which there is presumptive evidence to make a tentative identification. The associated numerical value is an estimated concentration only.

  UB Compound considered non-detect at the listed value due to associated blank contamination.

  N The analysis indicates the presence of a compound for which there is presumptive evidence to make a tentative identification.

  R The sample results are rejected.

Two facts should be noted by all data users. First, the “R” flag means that the associated value is unusable. In other words, due to significant quality control (QC) problems, the analysis is invalid and

provides no information as to whether the compound is present or not. “R” values should not appear on data tables because they cannot be relied upon, even as a last resort. The second fact to keep in mind is that no compound concentration, even if it has passed all QC tests, is guaranteed to be accurate. Strict QC serves to increase confidence in data but any value potentially contains error.

# Volatile Organic Compound (VOC) Analyses

## 1. Holding Times

The specified holding times for the following methods are presented in the following table.

| Method | Matrix | Holding Time | Preservation |
|---|---|---|---|
| SW-846 8260B | Soil | 14 days from collection to analysis | Cool to < 6°C |

All samples were analyzed within the specified holding times.

## 2. Blank Contamination

Quality assurance (QA) blanks (i.e., method and rinse blanks) are prepared to identify any contamination which may have been introduced into the samples during sample preparation or field activity. Method blanks measure laboratory contamination. Rinse blanks measure contamination of samples during field operations.

A blank action level (BAL) of five times the concentration of a detected compound in an associated blank (common laboratory contaminant compounds are calculated at ten times) is calculated for QA blanks containing concentrations greater than the reporting limit (RL). The BAL is compared to the associated sample results to determine the appropriate qualification of the sample results, if needed.

Compounds were not detected above the RL in the associated blanks; therefore, detected sample results were not associated with blank contamination.

## 3. Surrogates/System Monitoring Compounds

All samples to be analyzed for organic compounds are spiked with surrogate compounds prior to sample preparation to evaluate overall laboratory performance and efficiency of the analytical technique. VOC analysis requires that all surrogates associated with the analysis exhibit recoveries within the laboratory-established acceptance limits.

All surrogate recoveries were within control limits.

## 4. Matrix Spike/Matrix Spike Duplicate (MS/MSD) Analysis

MS/MSD data are used to assess the precision and accuracy of the analytical method. The compounds used to perform the MS/MSD analysis must exhibit a percent recovery within the laboratory-established acceptance limits. The relative percent difference (RPD) between the MS/MSD recoveries must exhibit an RPD within the laboratory-established acceptance limits.

Note: The MS/MSD recovery control limits do not apply for MS/MSD performed on sample locations where the compound concentration detected in the parent sample exceeds the MS/MSD concentration by a factor of four or greater.

The MS/MSD analysis was not performed using a sample from this SDG.

## 5. Laboratory Control Sample/Laboratory Control Sample Duplicate (LCS/LCSD) Analysis

The LCS/LCSD analysis is used to assess the accuracy and precision of the analytical method independent of matrix interferences. The compounds associated with the LCS/LCSD analysis must exhibit a percent recovery within the laboratory-established acceptance limits. The RPDs between the LCS and LCSD results must be within the laboratory-established acceptance limits.

All compounds associated with the LCS/LCSD analysis exhibited recoveries and RPDs within the control limits.

## 6. Field Duplicate Analysis

Field duplicate analysis is used to assess the overall precision of the field sampling procedures and analytical method. A control limit of 50% for soil matrix is applied to the RPD between the parent sample and the field duplicate. In the instance when the parent and/or duplicate sample concentrations are less than or equal to 5 times the RL, a control limit of three times the RL is applied for soil matrix.

Results for duplicate samples are summarized in the following table.

| Sample ID/Duplicate ID | Compound | Sample Result | Duplicate Result | RPD |
|---|---|---|---|---|
| PL-2-2.5 / DUP-6 | TPH Gasoline | U | U | AC |

Notes:
U - Non detect
AC - Acceptable

The results between the parent sample and field duplicate were acceptable.

## 7. System Performance and Overall Assessment

Overall system performance was acceptable. Other than for those deviations specifically mentioned in this review, the overall data quality is within the guidelines specified in the method.

# Data Validation Checklist for VOCs

| VOCs: SW-846 8260B | Reported | | Performance Acceptable | | Not Required |
|---|---|---|---|---|---|
| | No | Yes | No | Yes | |
| **GAS CHROMATOGRAPHY/MASS SPECTROMETRY (GC/MS)** | | | | | |
| **Tier II Validation** | | | | | |
| Holding times | | X | | X | |
| Reporting limits (units) | | X | | X | |
| Blanks | | | | | |
| A. Method blanks | | X | | X | |
| B. Equipment blanks | X | | | | X |
| C. Trip blanks | X | | | | X |
| Laboratory Control Sample (LCS) %R | | X | | X | |
| Laboratory Control Sample Duplicate (LCSD) %R | | X | | X | |
| LCS/LCSD Precision (RPD) | | X | | X | |
| Matrix Spike (MS) %R | X | | | | X |
| Matrix Spike Duplicate (MSD) % | X | | | | X |
| MS/MSD Precision (RPD) | X | | | | X |
| Field/Lab Duplicate (RPD) | | X | | X | |
| Surrogate Spike Recoveries | | X | | X | |
| Dilution Factor | | X | | X | |
| Moisture Content | X | | | | X |

Notes:
%R- Percent recovery
RPD - Relative percent difference

# Total Petroleum Hydrocarbons (TPH)- Diesel Range Organics (DRO), Oil Range Organics (ORO) Analyses

## 1. Holding Times

The specified holding times for the following methods are presented in the following table.

| Method | Matrix | Holding Time | Preservation |
|---|---|---|---|
| Diesel and Motor Oil Range Organics by SW-846 8015M | Soil | 14 days from collection to extraction and 40 days from extraction to analysis | Cool to < 6°C |

All samples were analyzed within the specified holding times.

## 2. Blank Contamination

Quality assurance (QA) blanks (i.e., method and rinse blanks) are prepared to identify any contamination which may have been introduced into the samples during sample preparation or field activity. Method blanks measure laboratory contamination. Rinse blanks measure contamination of samples during field operations.

A blank action level (BAL) of five times the concentration of a detected compound in an associated blank is calculated for QA blanks containing concentrations greater than the reporting limit (RL). The BAL is compared to the associated sample results to determine the appropriate qualification of the sample results, if needed.

Compounds were not detected above the RL in the associated blanks; therefore, detected sample results were not associated with blank contamination.

## 3. Surrogates/System Monitoring Compounds

All samples to be analyzed for organic compounds are spiked with surrogate compounds prior to sample preparation to evaluate overall laboratory performance and efficiency of the analytical technique. The analysis requires surrogate compounds exhibit recoveries within the laboratory-established acceptance limits.

All surrogate recoveries were within control limits.

## 4. Matrix Spike/Matrix Spike Duplicate (MS/MSD) Analysis

MS/MSD data are used to assess the precision and accuracy of the analytical method. The compounds used to perform the MS/MSD analysis must exhibit a percent recovery within the laboratory-established acceptance limits. The relative percent difference (RPD) between the MS/MSD recoveries must exhibit an RPD within the laboratory-established acceptance limits.

Note: The MS/MSD recovery control limits do not apply for MS/MSD performed on sample locations where the compound concentration detected in the parent sample exceeds the MS/MSD concentration by a factor of four or greater.

The MS/MSD analysis performed on sample PL-1-0.5, exhibited recoveries and RPDs within the acceptance limits.

## 5. Laboratory Control Sample (LCS) Analysis

The LCS analysis is used to assess the accuracy of the analytical method independent of matrix interferences. The compounds associated with the LCS analysis must exhibit a percent recovery within the laboratory-established acceptance limits.

The LCS analysis exhibited recoveries within the control limits.

## 6. Field Duplicate Analysis

Field duplicate analysis is used to assess the overall precision of the field sampling procedures and analytical method. A control limit of 50% for soil matrices is applied to the RPD between the parent sample and the field duplicate. In the instance when the parent and/or duplicate sample concentrations are less than or equal to 5 times the RL, a control limit of three times the RL is applied for soil matrices.

Results for duplicate samples are summarized in the following table.

| Sample ID/Duplicate ID | Compounds | Sample Result (mg/Kg) | Duplicate Result (mg/Kg) | RPD |
|---|---|---|---|---|
| PL-2-2.5 / DUP-6 | DRO C10-C28 | 10 U | 160 | AC |
| | ORO C28-C44 | 20 U | 1200 | NC |

Notes:
AC – Acceptable
U – Non detect
NC - Noncompliant

The compound ORO C28-C44 associated with samples PL-2-2.5 and DUP-6 exhibited a field duplicate absolute difference greater than the control limit. The associated sample results from samples for the listed compound were qualified as estimated.

## 7. System Performance and Overall Assessment

Overall system performance was acceptable. Other than for those deviations specifically mentioned in this review, the overall data quality is within the guidelines specified in the method.

# Data Validation Checklist for TPH (DRO, ORO)

| TPH (DRO, ORO): SW-846 8015M | Reported | | Performance Acceptable | | Not Required |
|---|---|---|---|---|---|
| | No | Yes | No | Yes | |
| **GAS CHROMATOGRAPHY/FLAME IONIZATION DETECTOR (GC/FID)** | | | | | |
| **Tier II Validation** | | | | | |
| Holding times | | X | | X | |
| Reporting limits (units) | | X | | X | |
| Blanks | | | | | |
| A. Method blanks | | X | | X | |
| B. Equipment blanks | X | | | | X |
| Laboratory Control Sample (LCS) %R | | X | | X | |
| Laboratory Control Sample Duplicate (LCSD) %R | X | | | | X |
| LCS/LCSD Precision (RPD) | X | | | | X |
| Matrix Spike (MS) %R | | X | | X | |
| Matrix Spike Duplicate (MSD) %R | | X | | X | |
| MS/MSD Precision (RPD) | | X | | X | |
| Field/Lab Duplicate (RPD) | | X | X | | |
| Surrogate Spike Recoveries | | X | | X | |
| Dilution Factor | | X | | X | |
| Moisture Content | X | | | | X |

Notes:
%R – Percent recovery
RPD – Relative percent difference

# Organochlorine Pesticides (OCPs) Analyses

## 1. Holding Times

The specified holding times for the following methods are presented in the following table.

| Method | Matrix | Holding Time | Preservation |
|---|---|---|---|
| SW-846 8081A | Soil | 14 days from collection to extraction and 40 days from extraction to analysis | Cool to < 6°C |

All samples were analyzed within the specified holding time criteria.

## 2. Blank Contamination

Quality assurance (QA) blanks (i.e., method and rinse blanks) are prepared to identify any contamination which may have been introduced into the samples during sample preparation or field activity. Method blanks measure laboratory contamination. Rinse blanks measure contamination of samples during field operations.

A blank action level (BAL) of five times the concentration of a detected compound in an associated blank is calculated for QA blanks containing concentrations greater than the reporting limit (RL). The BAL is compared to the associated sample results to determine the appropriate qualification of the sample results, if needed.

Compounds were not detected above the RL in the associated blanks; therefore, detected sample results were not associated with blank contamination.

## 3. Surrogates/System Monitoring Compounds

All samples to be analyzed for organic compounds are spiked with surrogate compounds prior to sample preparation to evaluate overall laboratory performance and efficiency of the analytical technique. SW-846 8081A analysis requires that one of the two pesticide surrogate compounds exhibit recoveries within the laboratory-established acceptance limits.

Samples associated with surrogates exhibiting recoveries outside of the control limits presented in the following table.

| Sample ID | Surrogates | Recovery |
|---|---|---|
| DUP-4<br>CB0305-3-0.5<br>CB0305-4-0.5<br>SD-1-0.5<br>SD-1-1.8<br>PC-1-0.5<br>PC-2-0.5<br>PC-2-2.5<br>PL-1-0.5<br>PL-2-0.5<br>DUP-5<br>DUP-6 | Tetrachloro-m-xylene (TCMX) | D |
| | Decachlorobiphenyl | D |

| Sample ID | Surrogates | Recovery |
|---|---|---|

Note:
D - Diluted out

The criteria used to evaluate the surrogate recoveries are presented in the following table. In the case of a surrogate deviation, the sample results associated with the deviant fraction are qualified as documented in the table below.

| Control Limit | Sample Result | Qualification |
|---|---|---|
| > the upper control limit (UL) | Non-detect | No Action |
| | Detect | J |
| < the lower control limit (LL) but > 10% | Non-detect | UJ |
| | Detect | J |
| < 10% | Non-detect | R |
| | Detect | J |
| One surrogate exhibiting recovery outside the control limits but > 10% | Non-detect | No Action |
| | Detect | |
| Surrogates diluted below the calibration curve due to the high concentration of a target compound (D) | Non-detect | UJ[1] |
| | Detect | J[1] |

Note:

1 A more concentrated analysis was not performed with surrogate compounds within the calibration range; therefore, no determination of extraction efficiency could be made.

2 The laboratory noted that “samples were diluted due to the viscous nature and dark color of the sample extracts.” This explains the dilution of samples although the samples results were all non-detect.

## 4. Matrix Spike/Matrix Spike Duplicate (MS/MSD) Analysis

MS/MSD data are used to assess the precision and accuracy of the analytical method. The compounds used to perform the MS/MSD analysis must exhibit a percent recovery within the laboratory-established acceptance limits. The relative percent difference (RPD) between the MS/MSD recoveries must exhibit an RPD within the laboratory-established acceptance limits.

Note: The MS/MSD recovery control limits do not apply for MS/MSD performed on sample locations where the compound concentration detected in the parent sample exceeds the MS/MSD concentration by a factor of four or greater.

The MS/MSD analysis performed on samples CB0607-1-2.5, CB0102-1-0.5 and DUP-6 exhibiting recoveries outside of the control limits are presented in the following table.

| Sample ID | Compounds | MS Recovery | MSD Recovery |
|---|---|---|---|
| CB0102-1-0.5 | 4,4'-DDE | >UL | AC |
| DUP-6 | Methoxychlor | D | D |
| | 4,4'-DDE | AC | >UL |

Notes:
UL - Upper control limit

AC - Acceptable
D - Diluted out

The criteria used to evaluate the MS/MSD recoveries are presented in the following table. In the case of an MS/MSD deviation, the sample results are qualified as documented in the table below.

| Control Limit | Sample Result | Qualification |
|---|---|---|
| > the upper control limit (UL) | Non-detect | No Action |
| | Detect | J |
| < the lower control limit (LL) but > 10% | Non-detect | UJ |
| | Detect | J |
| < 10% | Non-detect | R |
| | Detect | J |
| Parent sample concentration > four times the MS/MSD spiking solution concentration. | Detect | No Action |
| | Non-detect | |

## 5. Laboratory Control Sample (LCS) Analysis

The LCS analysis is used to assess the accuracy of the analytical method independent of matrix interferences. The compounds associated with the LCS analysis must exhibit a percent recovery within the laboratory-established acceptance limits.

All compounds associated with the LCS analysis exhibited recoveries within the control limits.

## 6. Field Duplicate Analysis

Field duplicate analysis is used to assess the overall precision of the field sampling procedures and analytical method. A control limit of 30% for water matrices and 50% for soil matrix is applied to the RPD between the parent sample and the field duplicate. In the instance when the parent and/or duplicate sample concentrations are less than or equal to 5 times the RL, a control limit of two times the RL is applied for water matrices or three times the RL is applied for soil matrix.

Results for duplicate samples are summarized in the following table.

| Sample ID/Duplicate ID | Compounds | Sample Result (µg/Kg) | Duplicate Result (µg/Kg) | RPD |
|---|---|---|---|---|
| MPB-1-0.5 / DUP-1 | 4,4'-DDE | 120 | 190 | 45.2% |
| | 4,4'-DDT | 60 | 85 | 34.5% |
| | Chlordane (Technical) | 120 | 420 | NC |
| CB0102-1-0.5 / DUP-2 | gamma-BHC | 12 | 12 | AC |
| | Heptachlor epoxide | 9.8 | 9.1 | AC |
| | Dieldrin | 5.7 | 6.0 | AC |
| | 4,4'-DDE | 100 | 120 | 18.2% |
| | 4,4'-DDT | 58 | 48 | 18.9% |
| | Chlordane (Technical) | 270 | 250 | AC |
| CB0810-1-0.5 / DUP-3 | 4,4'-DDE | 32 | 41 | 24.7% |

| Sample ID/Duplicate ID | Compounds | Sample Result (µg/Kg) | Duplicate Result (µg/Kg) | RPD |
|---|---|---|---|---|
| | 4,4'-DDT | 19 | 25 | AC |
| SD-1-0.5 / DUP-4 | All target compounds | U | U | AC |
| PC-1-0.5 / DUP-5 | All target compounds | U | U | AC |
| PL-2-2.5 / DUP-6 | All target compounds | U | U | AC |

Notes:
AC – Acceptable
U – Non detect
NC - Noncompliant

The compound chlordane (Technical) associated with samples MPB-1-0.5 and DUP-1, exhibited a field duplicate absolute difference greater than the control limit. The associated sample results from samples for the listed compounds were qualified as estimated.

## 7. Compound Identification

The retention times of all quantitated peaks must fall within the calculated retention time windows for both the primary and confirmation columns. When dual column analysis is performed the relative percent difference (%D) of detected sample results must be less than 40%.

Samples associated with RPD analysis exhibiting recoveries outside of the control limits presented in the following table.

| Sample ID | Compounds |
|---|---|
| CB0102-1-0.5 | Dieldrin |
| CB0102-4-0.5 | 4,4'-DDT |
| DUP-2 | Dieldrin |
| MPB-4-0.5 | Heptachlor epoxide |

The sample results for these compounds were qualified as estimated.

## 8. System Performance and Overall Assessment

Overall system performance was acceptable. Other than for those deviations specifically mentioned in this review, the overall data quality is within the guidelines specified in the method.

# Data Validation Checklist for Organochlorine Pesticides (OCPs)

| OCPs: SW-846 8081A | Reported | | Performance Acceptable | | Not Required |
|---|---|---|---|---|---|
| | No | Yes | No | Yes | |
| **GAS CHROMATOGRAPHY/ELECTRON CAPTURE DETECTOR (GC/ECD)** | | | | | |
| **Tier II Validation** | | | | | |
| Holding times | | X | | X | |
| Reporting limits (units) | | X | | X | |
| Blanks | | | | | |
| A. Method blanks | | X | | X | |
| B. Equipment blanks | X | | | | X |
| Laboratory Control Sample (LCS) %R | | X | | X | |
| Laboratory Control Sample Duplicate (LCSD) %R | X | | | | X |
| LCS/LCSD Precision (RPD) | X | | | | X |
| Matrix Spike (MS) %R | | X | X | | |
| Matrix Spike Duplicate (MSD) %R | | X | X | | |
| MS/MSD Precision (RPD) | | X | | X | |
| Field/Lab Duplicate (RPD) | | X | X | | |
| Surrogate Spike Recoveries | | X | X | | |
| Column (RPD) (If dual column is performed-not confirmation purposes only) | | X | X | | |
| Dilution Factor | | X | | X | |
| Moisture Content | X | | | | X |

Notes:
%R - Percent recovery
RPD - Relative percent difference

# Inorganic Analysis Introduction

Analyses were performed according to United States Environmental Protection Agency (USEPA) SW-846 Methods 6020 and 7471A. Data were reviewed in accordance with the Santa Clara Unified School District Quality Assurance Project Plan, San Jose, CA (January 2018), USEPA National Functional Guidelines for Inorganic Superfund Methods Data Review, EPA 542-R-20-006, November 2020 (with reference to the historical USEPA Contract Laboratory Program National Functional Guidelines for Inorganic Data Review, EPA 540-R-04-004, October 2004), as appropriate, and the Region 9 Data Validation Guidelines for data validation where appropriate.

The data review process is an evaluation of data on a technical basis rather than a determination of contract compliance. As such, the standards against which the data are being weighed may differ from those specified in the analytical method. It is assumed that the data package represents the best efforts of the laboratory and that it was already subjected to adequate and sufficient quality review prior to submission.

During the review process, laboratory qualified and unqualified data are verified against the supporting documentation. Based on this evaluation, qualifier codes may be added, deleted, or modified by the data reviewer. Results are qualified with the following codes in accordance with the USEPA National Functional Guidelines:

- Concentration (C) Qualifiers
  - U The analyte was analyzed for but not detected. The associated value is the analyte instrument detection limit.
  - J The reported value was obtained from a reading less than the reporting limit (RL), but greater than or equal to the method detection limit (MDL).
- Quantitation (Q) Qualifiers
  - E The reported value is estimated due to the presence of interference.
  - N Spiked sample recovery is not within control limits.
  - * Duplicate analysis is not within control limits.
- Validation Qualifiers
  - J The analyte was positively identified; however, the associated numerical value is an estimated concentration only.
  - UJ The analyte was not detected above the reporting limit. However, the reported limit is approximate and may or may not represent the actual limit of detection.
  - UB Analyte considered non-detect at the listed value due to associated blank contamination.
  - R The sample results are rejected.

Two facts should be noted by all data users. First, the “R” flag means that the associated value is unusable. In other words, due to significant quality control (QC) problems, the analysis is invalid and provides no information as to whether the compound is present or not. “R” values should not appear on data tables because they cannot be relied upon, even as a last resort. The second fact to keep in mind is that no compound concentration, even if it has passed all QC tests, is guaranteed to be accurate. Strict QC serves to increase confidence in data but any value potentially contains error.

# Metals Analyses

## 1. Holding Times

The specified holding times for the following methods are presented in the following table.

| Method | Matrix | Holding Time | Preservation |
|---|---|---|---|
| SW-846 6020 | Soil | 180 days from collection to analysis | Cool to < 6°C |
| SW-846 7471A | Soil | 28 days from collection to analysis | Cool to < 6°C |

All samples were analyzed within the specified holding times.

## 2. Blank Contamination

Quality assurance (QA) blanks (i.e., method and rinse blanks) are prepared to identify any contamination which may have been introduced into the samples during sample preparation or field activity. Method blanks measure laboratory contamination. Rinse blanks measure contamination of samples during field operations.

A blank action level (BAL) of five times the concentration of a detected compound in an associated blank is calculated for QA blanks containing concentrations greater than the method detection limit (MDL). The BAL is compared to the associated sample results to determine the appropriate qualification of the sample results, if needed.

All analyte associated with the method blanks (batch: 329964 and 330965) exhibited a concentration less than the MDL, with the exception of the analyte listed in the following table. Sample results associated with method blank contamination that were greater than the BAL resulted in the removal of the laboratory qualifier (B) of data. Sample results less than the BAL associated with the following sample locations were qualified as listed in the following table.

| Sample ID | Analyte | Sample Result | Qualification |
|---|---|---|---|
| CB0102-2-0.5<br>DUP-4<br>DUP-2<br>CB0102-1-2.5<br>CB0305-2-2.5<br>CB0607-4-2.5<br>CB0810-2-2.5 | Thallium (MB) | Detected sample results <RL and <BAL | “UB” at the RL |

Notes:
RL - Reporting limit
MB - Method blank

## 3. Matrix Spike/Matrix Spike Duplicate (MS/MSD)/Laboratory Duplicate Analysis

MS/MSD and laboratory duplicate data are used to assess the precision and accuracy of the analytical method.

## 3.1 MS/MSD Analysis

All metal analytes must exhibit a percent recovery within the established acceptance limits of 75% to 125%. The MS/MSD recovery control limits do not apply for MS/MSD performed on sample locations where the analyte's concentration detected in the parent sample exceeds the MS/MSD concentration by a factor of four or greater. In instance where this is true, the data will not be qualified even if the percent recovery does not meet the control limits and the laboratory flag will be removed.

The MS/MSD analysis performed on samples CB0305-2-0.5, PC-1-0.5, PC-2-2.5, CB0305-4-0.5 and CB0102-1-2.5 exhibited recoveries within control limits with the exceptions presented in the table below.

| Sample ID | Analytes | MS Recovery | MSD Recovery |
|---|---|---|---|
| CB0305-2-0.5 | Antimony (Prep Batch: 329961) | 36% | 36% |
| | Barium (Prep Batch: 329961) | 130% | AC |
| PC-1-0.5 | Antimony (Prep Batch: 329962) | 35% | 40% |
| | Chromium (Prep Batch: 329962) | AC | 156% |
| | Nickel (Prep Batch: 329962) | AC | 149% |

Note:
AC - Acceptable

The criteria used to evaluate MS/MSD recoveries are presented in the following table. In the case of an MS/MSD deviation, the sample results are qualified. The qualifications are applied to all sample results associated with the preparation batches- 329961 and 329962 respectively.

| Control limit | Sample Result | Qualification |
|---|---|---|
| MS/MSD percent recovery 30% to 74% | Non-detect | UJ |
| | Detect | J |
| MS/MSD percent recovery <30% | Non-detect | R |
| | Detect | J |
| MS/MSD percent recovery >125% | Non-detect | No Action |
| | Detect | J |

The post digestion spike analysis performed on samples CB0305-2-0.5 and PC-1-0.5 exhibited recoveries within the control limits.

## 3.2 Laboratory Duplicate Analysis

The laboratory duplicate relative percent difference (RPD) criterion is applied when parent and duplicate sample concentrations are greater than or equal to 5 times the RL. A control limit of 35% for soil matrices is applied when the criteria above is true. In the instance when the parent and/or duplicate sample concentrations are less than or equal to 5 times the RL, a control limit of two times the RL for soil matrices.

The laboratory duplicate analysis was not performed on a sample from this SDG.

## 4. Laboratory Control Sample (LCS) Analysis

The LCS analysis is used to assess the accuracy of the analytical method independent of matrix interferences. The analytes associated with the LCS analysis must exhibit a percent recovery between the control limits of 80% and 120%.

The LCS analysis exhibited acceptable recoveries.

## 5. Field Duplicate Analysis

Field duplicate analysis is used to assess the overall precision of the field sampling procedures and analytical method. A control limit of 50% for soil matrix is applied to the RPD between the parent sample and the field duplicate. In the instance when the parent and/or duplicate sample concentrations are less than or equal to 5 times the RL, a control limit of three times the RL is applied for soil matrix.

Results for duplicate samples are summarized in the following table.

| Sample ID/Duplicate ID | Analytes | Sample Result (mg/Kg) | Duplicate Result (mg/Kg) | RPD |
|---|---|---|---|---|
| MPB-1-0.5 / DUP-1 | Arsenic | 6.7 | 5.5 | 19.7% |
| | Barium | 230 | 190 | 19.0% |
| | Chromium | 64 | 58 | 9.8% |
| | Cobalt | 16 | 13 | 20.7% |
| | Copper | 42 | 38 | 10.0% |
| | Lead | 19 | 16 | 17.1% |
| | Nickel | 79 | 67 | 16.4% |
| | Thallium | 0.18 J | 0.14 J | AC |
| | Vanadium | 59 | 52 | 12.6% |
| | Zinc | 110 | 120 | 8.7% |
| | Mercury | 0.27 | 0.15 U | AC |
| CB0102-1-0.5 / DUP-2 | Arsenic | 28 | 21 | 28.6% |
| | Barium | 190 | 190 | 0.0% |
| | Cadmium | 0.64 | 0.48 U | AC |
| | Chromium | 58 | 65 | 11.4% |
| | Cobalt | 14 | 15 | 6.9% |
| | Copper | 34 | 36 | 5.7% |
| | Lead | 19 | 19 | 0.0% |
| | Nickel | 88 | 92 | 4.4% |
| | Thallium | 0.57 J | 0.96 U | AC |
| | Vanadium | 43 | 47 | 8.9% |
| | Zinc | 95 | 100 | 5.1% |
| CB0810-1-0.5 / DUP-3 | Arsenic | 6.1 | 5.7 | 6.8% |
| | Barium | 170 | 170 | 0.0% |

| Sample ID/Duplicate ID | Analytes | Sample Result (mg/Kg) | Duplicate Result (mg/Kg) | RPD |
|---|---|---|---|---|
| | Chromium | 63 | 63 | 0.0% |
| | Cobalt | 15 | 15 | 0.0% |
| | Copper | 34 | 35 | 2.9% |
| | Lead | 12 | 12 | 0.0% |
| | Nickel | 84 | 81 | 3.6% |
| | Thallium | 0.18 J | 0.18 J | AC |
| | Vanadium | 52 | 53 | 1.9% |
| | Zinc | 130 | 98 | 28.1% |
| SD-1-0.5 / DUP-4 | Arsenic | 2.1 | 1.9 | AC |
| | Barium | 130 | 110 | 16.7% |
| | Chromium | 37 | 42 | 12.7% |
| | Cobalt | 9.0 | 8.3 | 8.1% |
| | Copper | 32 | 22 | 37.0% |
| | Lead | 6.0 | 4.9 | 20.2% |
| | Nickel | 57 | 55 | 3.6% |
| | Thallium | 0.096 J | 0.98 U | AC |
| | Vanadium | 43 | 40 | 7.2% |
| | Zinc | 67 | 57 | 16.1% |
| PC-1-0.5 / DUP-5 | Arsenic | 2.4 | 2.1 | AC |
| | Barium | 140 | 160 | 13.3% |
| | Chromium | 39 | 59 | 40.8% |
| | Cobalt | 11 | 13 | 16.7% |
| | Copper | 29 | 34 | 15.9% |
| | Lead | 5.5 | 5.3 | 3.7% |
| | Nickel | 61 | 66 | 7.9% |
| | Thallium | 0.20 J | 0.079 J | AC% |
| | Vanadium | 51 | 70 | 31.4% |
| | Zinc | 40 | 46 | 14.0% |

Notes:
AC – Acceptable
U – Non detect
NC – Noncompliant

The results and calculated RPDs between the parent sample and field duplicate were acceptable.

## 6. System Performance and Overall Assessment

Overall system performance was acceptable. Other than for those deviations specifically mentioned in this review, the overall data quality is within the guidelines specified in the method.

# Data Validation Checklist for Metals

| METALS: SW-846 6020/7471A | Reported | | Performance Acceptable | | Not Required |
|---|---|---|---|---|---|
| | No | Yes | No | Yes | |
| **INDUCTIVELY COUPLED PLASMA-MASS SPECTROMETRY (ICP-MS) COLD-VAPOR TECHNIQUE FOR MERCURY** | | | | | |
| **Tier II Validation** | | | | | |
| Holding Times | | X | | X | |
| Reporting limits (units) | | X | | X | |
| Blanks | | | | | |
| A. Method Blanks | | X | X | | |
| B. Equipment/Field Blanks | X | | | | X |
| Laboratory Control Sample (LCS) %R | | X | | X | |
| Matrix Spike (MS) %R | | X | X | | |
| Matrix Spike Duplicate (MSD) %R | | X | X | | |
| MS/MSD Precision (RPD) | | X | | X | |
| Field/Lab Duplicate (RPD) | | X | | X | |
| Moisture Content | X | | | | X |

Notes:
%R - Percent recovery
RPD - Relative percent difference

VALIDATION PERFORMED BY: Bindu Sree M B

SIGNATURE: 

DATE: March 05, 2024

PEER REVIEW: Dennis Capria

DATE: March 13, 2024

# Chain of Custody Corrected Sample Analysis Data Sheets

# ENTHALPY ANALYTICAL

## Chain of Custody Record

Lab No: 499402

Page: 1 of 6

| Turn Around Time (rush by advanced notice only) | | | | | |
|---|---|---|---|---|---|
| Standard: | X | 5 Day: | | 3 Day: | |
| 2 Day: | | 1 Day: | | Custom TAT | |


**Enthalpy Analytical - Orange**

931 W. Barkley Avenue, Orange, CA 92868

Phone 714-771-6900


**Matrix:** A = Air S = Soil/Solid W = Water DW = Drinking Wate SD = Sediment PP = Pure Product SEA = Sea Water SW = Swab T = Tissue WP = Wipe O = Other

**Preservatives:** 1 = $Na_2S_2O_3$ 2 = HCl 3 = $HNO_3$ 4 = $H_2SO_4$ 5 = NaOH 6 = Other

**Sample Receipt Temp:** (lab use only)

| CUSTOMER INFORMATION | | PROJECT INFORMATION | |
|---|---|---|---|
| Company: | ARCADIS US, INC. | Name: | Westwood Elementary School |
| Report To: | Julie Munn | Number: | |
| Email: | Julie.d.munn@arcadis.com | P.O. #: | 30155232 |
| Address: | | Address: | Santa Clara, California |
| | | | |
| Phone: | 916 865 3153 | Global ID: | |
| Fax: | | Sampled By: | Aaron Schmidt |

| | Sample ID | Sampling Date | Sampling Time | Matrix | Container No. / Size | Pres. | Metals by USEPA Method 6020 | OCPs by USEPA Method 8081A | PCBs by USEPA Method 8082 | Test Instructions / Comments |
|---|---|---|---|---|---|---|---|---|---|---|
| 1 | CB0102-1-0.5 | 1/4/24 | 0945 | Soil | 1/9oz | – | X | X | | |
| 2 | CB0102-2-0.5 | 1/3/24 | 1200 | Soil | 1/9oz | – | X | X | | |
| 3 | CB0102-3-0.5 | 1/3/24 | 1030 | Soil | 1/9oz | – | X | X | | |
| 4 | CB0102-4-0.5 | 1/4/24 | 0935 | Soil | 1/9oz | – | X | X | | |
| 5 | CB0102-1-2.5 | 1/4/24 | 0950 | Soil | 1/9oz | – | X | X | | hold for metals |
| 6 | CB0102-2-2.5 | 1/3/24 | 1255 | Soil | 1/9oz | – | X | X | | hold for metals |
| 7 | CB0102-3-2.5 | 1/3/24 | 1035 | Soil | 1/9oz | – | X | X | | hold for metals |
| 8 | CB0102-4-2.5 | 1/4/24 | 0940 | Soil | 1/9oz | – | X | X | | hold for metals |
| 9 | DUP-4 | – | – | Soil | 1/9oz | – | X | X | | |
| 10 | DUP-2 | – | – | Soil | 1/9oz | – | X | X | | |

| | Signature | Print Name | Company / Title | Date / Time |
|---|---|---|---|---|
| [1] Relinquished By: | | Aaron Schmidt | Arcadis / Geologist | 1/4/24 / 1750 |
| [1] Received By: | | Maxwell Ng | EA | 1/4/24 17:50 |
| [2] Relinquished By: | | Maxwell Ng | EA | 1/5/24 11:35 |
| [2] Received By: | | Katherine Mah | EA | JAN 06 2024 0956 |
| [3] Relinquished By: | | | | |
| [3] Received By: | | | | |

# ENTHALPY ANALYTICAL

**Chain of Custody Record**

Lab No: 499402

Page: 2 of 6

**Turn Around Time (rush by advanced notice only)**

| Standard: | X | 5 Day: | | 3 Day: | |
|---|---|---|---|---|---|
| 2 Day: | | 1 Day: | | Custom TAT: | |


**Enthalpy Analytical - Orange**

931 W. Barkley Avenue, Orange, CA 92868

Phone 714-771-6900


**Matrix:** A = Air S = Soil/Solid W = Water DW = Drinking Wate SD = Sediment PP = Pure Product SEA = Sea Water SW = Swab T = Tissue WP = Wipe O = Other

**Preservatives:** 1 = $Na_2S_2O_3$ 2 = HCl 3 = $HNO_3$ 4 = $H_2SO_4$ 5 = NaOH 6 = Other

**Sample Receipt Temp:** (lab use only)

| CUSTOMER INFORMATION | | PROJECT INFORMATION | |
|---|---|---|---|
| Company: | ARCADIS US, INC. | Name: | Westwood Elementary School |
| Report To: | Julie Munn | Number: | |
| Email: | Julie.d.munn@arcadis.com | P.O. #: | 30155232 |
| Address: | | Address: | Santa Clara, California |
| | | | |
| Phone: | 916 865 3153 | Global ID: | |
| Fax: | | Sampled By: | Aaron Schmidt |

| | Sample ID | Sampling Date | Sampling Time | Matrix | Container No. / Size | Pres. | Metals by USEPA Method 6020 | OCPs by USEPA Method 8081A | PCBs by USEPA Method 8082 | Test Instructions / Comments |
|---|---|---|---|---|---|---|---|---|---|---|
| 1 | CB0305-1-0.5 | 1/4/24 | 0925 | Soil | 1/9oz | – | X | X | | |
| 2 | CB0305-2-0.5 | 1/4/24 | 0915 | Soil | 1/9oz | – | X | X | | |
| 3 | CB0305-3-0.5 | 1/3/24 | 1130 | Soil | 1/9oz | – | X | X | | |
| 4 | CB0305-4-0.5 | 1/3/24 | 1020 | Soil | 1/9oz | – | X | X | | |
| 5 | CB0305-1-2.5 | 1/4/24 | 0930 | Soil | 1/9oz | – | X | X | | hold for metals |
| 6 | CB0305-2-2.5 | 1/4/24 | 0920 | Soil | 1/9oz | – | X | X | | hold for metals |
| 7 | CB0305-3-2.5 | 1/3/24 | 1330 | Soil | 1/9oz | – | X | X | | hold for metals |
| 8 | CB0305-4-2.5 | 1/3/24 | 1025 | Soil | 1/9oz | – | X | X | | hold for metals |
| 9 | SD-1-0.5 | 1/4/24 | 0740 | Soil | 1/9oz | – | X | X | | |
| 10 | SD-1-1.8 | 1/4/24 | 0745 | Soil | 1/9oz | – | X | X | | |

| | Signature | Print Name | Company / Title | Date / Time |
|---|---|---|---|---|
| [1] Relinquished By: | | Aaron Schmidt | Arcadis / Geologist | 1/4/24 1750 |
| [1] Received By: | | Maccenill Yip | EA | 1/4/24 17:50 |
| [2] Relinquished By: | | Maccenill Yip | EA | 1/5/24 11:35 |
| [2] Received By: | | Katherine Noh | EA | JAN 06 2024 0956 |
| [3] Relinquished By: | | | | |
| [3] Received By: | | | | |

# ENTHALPY ANALYTICAL

**Chain of Custody Record**

Lab No: 499402

Page: 3 of 6

**Turn Around Time (rush by advanced notice only)**

| Standard: | X | 5 Day: | | 3 Day: | |
|---|---|---|---|---|---|
| 2 Day: | | 1 Day: | | Custom TAT: | |


**Enthalpy Analytical - Orange**

931 W. Barkley Avenue, Orange, CA 92868

Phone 714-771-6900


**Matrix:** A = Air S = Soil/Solid W = Water DW = Drinking Wate SD = Sediment PP = Pure Product SEA = Sea Water SW = Swab T = Tissue WP = Wipe O = Other

**Preservatives:** 1 = $Na_2S_2O_3$ 2 = HCl 3 = $HNO_3$ 4 = $H_2SO_4$ 5 = NaOH 6 = Other

**Sample Receipt Temp:** (lab use only)

| CUSTOMER INFORMATION | | PROJECT INFORMATION | |
|---|---|---|---|
| Company: | ARCADIS US, INC. | Name: | Westwood Elementary School |
| Report To: | Julie Munn | Number: | |
| Email: | Julie.d.munn@arcadis.com | P.O. #: | 30155232 |
| Address: | | Address: | Santa Clara, California |
| | | | |
| Phone: | 916 865 3153 | Global ID: | |
| Fax: | | Sampled By: | Aaron Schmidt |

| | Sample ID | Sampling Date | Sampling Time | Matrix | Container No. / Size | Pres. | Metals by USEPA Method 6020 | OCPs by USEPA Method 8081A | PCBs by USEPA Method 8082 | NOA via PLM 6a/2-93/116 | Test Instructions / Comments |
|---|---|---|---|---|---|---|---|---|---|---|---|
| 1 | CB0607-1-0.5 | 1/4/24 | 1005 | Soil | 1/9oz | - | X | X | | | |
| 2 | CB0607-2-0.5 | 1/3/24 | 1350 | Soil | 1/9oz | - | X | X | | | |
| 3 | CB0607-3-0.5 | 1/4/24 | 1015 | Soil | 2/9oz | - | X | X | | X | |
| 4 | CB0607-4-0.5 | 1/3/24 | 1400 | Soil | 1/9oz | - | X | X | | | |
| 5 | CB0607-1-2.5 | 1/4/24 | 1010 | Soil | 1/9oz | - | X | X | | | hold for metals |
| 6 | CB0607-2-2.5 | 1/3/24 | 1355 | Soil | 1/9oz | - | X | X | | | hold for metals |
| 7 | CB0607-3-2.5 | 1/4/24 | 1020 | Soil | 2/9oz | - | X | X | | X | hold for metals |
| 8 | CB0607-4-2.5 | 1/3/24 | 1405 | Soil | 1/9oz | - | X | X | | | hold for metals |
| 9 | | | | | | | | | | | |
| 10 | | | | | | | | | | | |

| | Signature | Print Name | Company / Title | Date / Time |
|---|---|---|---|---|
| [1] Relinquished By: | | Aaron Schmidt | Arcadis / Geologist | 1/9/24 1750 |
| [1] Received By: | | Kenneth Ng | BA | 1/4/24 17:50 |
| [2] Relinquished By: | | Manuel Gil | BA | 1/5/24 11:35 |
| [2] Received By: | | Katherine Nash | FA | JAN 06 2024 0956 |
| [3] Relinquished By: | | | | |
| [3] Received By: | | | | |

# ENTHALPY ANALYTICAL

## Chain of Custody Record

Lab No: 499402

Page: 4 of 6

**Turn Around Time (rush by advanced notice only)**

| Standard: | X | 5 Day: | | 3 Day: | |
|---|---|---|---|---|---|
| 2 Day: | | 1 Day: | | Custom TAT: | |

**Enthalpy Analytical - Orange**

931 W. Barkley Avenue, Orange, CA 92868

Phone 714-771-6900

**Matrix:** A = Air S = Soil/Solid W = Water DW = Drinking Wate SD = Sediment PP = Pure Product SEA = Sea Water SW = Swab T = Tissue WP = Wipe O = Other

**Preservatives:** 1 = $Na_2S_2O_3$ 2 = HCl 3 = $HNO_3$ 4 = $H_2SO_4$ 5 = NaOH 6 = Other

**Sample Receipt Temp:** (lab use only)

| CUSTOMER INFORMATION | | PROJECT INFORMATION | |
|---|---|---|---|
| Company: | ARCADIS US, INC. | Name: | Westwood Elementary School |
| Report To: | Julie Munn | Number: | |
| Email: | Julie.d.munn@arcadis.com | P.O. #: | 30155232 |
| Address: | | Address: | Santa Clara, California |
| | | | |
| Phone: | 916 865 3153 | Global ID: | |
| Fax: | | Sampled By: | Aaron Schmidt |

| | Sample ID | Sampling Date | Sampling Time | Matrix | Container No. / Size | Pres. | Metals by USEPA Method 6020 | OCPs by USEPA Method 8081A | PCBs by USEPA Method 8082 | Test Instructions / Comments |
|---|---|---|---|---|---|---|---|---|---|---|
| 1 | CB0810-1-0.5 | 1/4/24 | 1030 | Soil | 1/9oz | - | X | X | | |
| 2 | CB0810-2-0.5 | 1/4/24 | 0900 | Soil | 1/9oz | - | X | X | | ~~hold~~ 15 |
| 3 | CB0810-3-0.5 | 1/3/24 | 1405 | Soil | 1/9oz | - | X | X | | |
| 4 | CB0810-4-0.5 | 1/4/24 | 0800 | Soil | 1/9oz | - | X | X | | |
| 5 | CB0810-1-2.5 | 1/4/24 | ~~0905~~ 1035 | Soil | 1/9oz | - | X | X | | hold for metals |
| 6 | CB0810-2-2.5 | 1/4/24 | 0905 | Soil | 1/9oz | - | X | X | | hold for metals |
| 7 | CB0810-3-2.5 | 1/3/24 | 1410 | Soil | 1/9oz | - | X | X | | hold for metals |
| 8 | CB0810-4-2.5 | 1/4/24 | 0805 | Soil | 1/9oz | - | X | X | | hold for metals |
| 9 | Dup-3 | - | - | Soil | 1/9oz | - | X | X | | |
| 10 | | | | | | | | | | |

| | Signature | Print Name | Company / Title | Date / Time |
|---|---|---|---|---|
| [1] Relinquished By: | | Aaron Schmidt | Arcadis / Geologist | 1/4/24 17:50 |
| [1] Received By: | | Marcuill Gs | EA | 1/4/24 17:50 |
| [2] Relinquished By: | | Marcuill Gs | EA | 1/5/24 11:35 |
| [2] Received By: | | Katherine Noh | EA | JAN 06 2024 0956 |
| [3] Relinquished By: | | | | |
| [3] Received By: | | | | |

# ENTHALPY ANALYTICAL

## Chain of Custody Record

Lab No: 499402

Page: 5 of 6

**Turn Around Time (rush by advanced notice only)**

| Standard: | X | 5 Day: | | 3 Day: | |
|---|---|---|---|---|---|
| 2 Day: | | 1 Day: | | Custom TAT: | |


**Enthalpy Analytical - Orange**

931 W. Barkley Avenue, Orange, CA 92868

Phone 714-771-6900


**Matrix:** A = Air S = Soil/Solid W = Water DW = Drinking Wate SD = Sediment PP = Pure Product SEA = Sea Water SW = Swab T = Tissue WP = Wipe O = Other

**Preservatives:** 1 = $Na_2S_2O_3$ 2 = HCl 3 = $HNO_3$ 4 = $H_2SO_4$ 5 = NaOH 6 = Other

**Sample Receipt Temp:** (lab use only)

| CUSTOMER INFORMATION | | PROJECT INFORMATION | |
|---|---|---|---|
| Company: | ARCADIS US, INC. | Name: | Westwood Elementary School |
| Report To: | Julie Munn | Number: | |
| Email: | Julie.d.munn@arcadis.com | P.O. #: | 30155232 |
| Address: | | Address: | Santa Clara, California |
| | | | |
| Phone: | 916 865 3153 | Global ID: | |
| Fax: | | Sampled By: | Aaron Schmidt |

| | Sample ID | Sampling Date | Sampling Time | Matrix | Container No. / Size | Pres. | Metals by USEPA Method 6020 | OCPs by USEPA Method 8081A | PCBs by USEPA Method 8082 | NOA via PLM 600/R93/116 | | | | | | Test Instructions / Comments |
|---|---|---|---|---|---|---|---|---|---|---|---|---|---|---|---|---|
| 1 | MPB-1-0.5 | 1/4/24 | 1250 | Soil | 1/9oz | - | X | X | | | | | | | | |
| 2 | MPB-1-2.5 | 1/4/24 | 1255 | Soil | 1/9oz | - | X | X | | | | | | | | hold for metals |
| 3 | MPB-2-0.5 | 1/4/24 | 1105 | Soil | 1/9oz | - | X | X | | | | | | | | |
| 4 | MPB-2-2.5 | 1/4/24 | 1110 | Soil | 1/9oz | - | X | X | | | | | | | | hold for metals |
| 5 | MPB-3-0.5 | 1/3/24 | 1300 | Soil | 1/9oz | - | X | X | | | | | | | | |
| 6 | ~~MPB-3-2.5~~ R MPB-3-2.1 | 1/3/24 | 1305 | Soil | 1/9oz | - | X | X | | | | | | | | |
| 7 | MPB-4-0.5 | 1/4/24 | 1050 | Soil | 1/9oz | - | X | X | | | | | | | | |
| 8 | MPB-4-2.5 | 1/4/24 | 1055 | Soil | 1/9oz | - | X | X | | | | | | | | hold for metals |
| 9 | DUP-1 | - | - | Soil | 2/9oz | - | X | X | | X TB | | | | | | no NOA |
| 10 | | | | | | | | | | | | | | | | |

| | Signature | Print Name | Company / Title | Date / Time |
|---|---|---|---|---|
| [1] Relinquished By: | | Aaron Schmidt | Arcadis / Geologist | 1/4/24 1750 |
| [1] Received By: | | Mmunn | ARC | 1/4/24 17:50 |
| [2] Relinquished By: | | Marcia Mc | EA | 1/5/24 11:35 |
| [2] Received By: | | Katherine Noh | EA | JAN 06 2024 2956 |
| [3] Relinquished By: | | | | |
| [3] Received By: | | | | |

# ENTHALPY ANALYTICAL

## Chain of Custody Record

Lab No: 499402

Page: 6 of 6

**Turn Around Time (rush by advanced notice only)**

| Standard: | X | 5 Day: | | 3 Day: | |
|---|---|---|---|---|---|
| 2 Day: | | 1 Day: | | Custom TAT: | |

**Enthalpy Analytical - Orange**
931 W. Barkley Avenue, Orange, CA 92868
Phone 714-771-6900

**Matrix:** A = Air S = Soil/Solid W = Water DW = Drinking Wate SD = Sediment PP = Pure Product SEA = Sea Water SW = Swab T = Tissue WP = Wipe O = Other

**Preservatives:** 1 = $Na_2S_2O_3$ 2 = HCl 3 = $HNO_3$ 4 = $H_2SO_4$ 5 = NaOH 6 = Other

**Sample Receipt Temp:** (lab use only)

| CUSTOMER INFORMATION | | PROJECT INFORMATION | |
|---|---|---|---|
| Company: | ARCADIS US, INC. | Name: | Westwood Elementary School |
| Report To: | Julie Munn | Number: | |
| Email: | Julie.d.munn@arcadis.com | P.O. #: | 30155232 |
| Address: | | Address: | Santa Clara, California |
| | | | |
| Phone: | 916 865 3153 | Global ID: | |
| Fax: | | Sampled By: | Aaron Schmidt |

| | Sample ID | Sampling Date | Sampling Time | Matrix | Container No. / Size | Pres. | Metals by USEPA Method 6020 | OCPs by USEPA Method 8081A | PCBs by USEPA Method 8082 | NOA via PLM 6000/2-93/116 | TPH via 8015M + 8260 | Test Instructions / Comments |
|---|---|---|---|---|---|---|---|---|---|---|---|---|
| 1 | PC-1-0.5 | 1/3/24 | 0940 | Soil | 2/9oz | - | X | X | | X | | TPH-D/Mo via 8015M |
| 2 | PC-2-0.5 | 1/3/24 | 0925 | Soil | 1/9oz | - | X | X | | | | TPH-G via 8260 |
| 3 | PC-1-2.5 | 1/3/24 | 0945 | Soil | 2/9oz | - | X | X | | | | |
| 4 | PC-2-2.5 | 1/3/24 | 0935 | Soil | 1/9oz | - | X | X | | X | | hold for metals |
| 5 | PL-1-0.5 | 1/4/24 | 1235 | Soil | 1/9oz, 1/4oz | - | X | X | | | | |
| 6 | PL-2-0.5 | 1/4/24 | 1320 | Soil | 2/4oz | - | X | X | | X | X | |
| 7 | ~~PL-1-2.5~~ PL-1-3.1 | 1/4/24 | 1240 | Soil | 1/9oz, 1/4oz | - | X | X | | X | X | |
| 8 | PL-2-2.5 | 1/4/24 | 1325 | Soil | 2/4oz | - | X | X | | | X | hold for metals |
| 9 | DUP-5 | - | - | Soil | 2/9oz | - | X | X | | X | X | NO TPH |
| 10 | DUP-6 | - | - | Soil | 1/9oz | - | X | X | | | X | hold for metals |

| | Signature | Print Name | Company / Title | Date / Time |
|---|---|---|---|---|
| 1 Relinquished By: | | Aaron Schmidt | Arcadis/Geologist | 1/4/24 17:50 |
| 1 Received By: | | Marcus Yip | EA | 1/4/24 17:50 |
| 2 Relinquished By: | | Marcus Yip | EA | 1/5/24 11:55 |
| 2 Received By: | | Katherine Mok | EA | JAN 06 2024 0950 |
| 3 Relinquished By: | | | | |
| 3 Received By: | | | | |

## Richard Villafania

**From:** Mehta, Divya <Divya.Mehta@arcadis.com>
**Sent:** Friday, January 19, 2024 1:19 PM
**To:** Richard Villafania
**Cc:** Munn, Julie
**Subject:** [External] - Additional Analysis Request: SCUSD Westwood (499402)

You don't often get email from divya.mehta@arcadis.com. Learn why this is important

Good Afternoon Richard,

Can we please get the following analyses run for the samples and methods listed below?

- Sample ID CB0102-1-2.5: USEPA Method 6020
- CB0305-2-2.5: USEPA Method 6020
- CB0607-4-2.5: USEPA Method 6020
- CB0810-2-2.5: USEPA Method 6020
- PL-1-3.1: USEPA Method 8015M

Thank you,
**Divya Mehta** | Project Scientist | Divya.Mehta@arcadis.com
**Arcadis |** Arcadis U.S., Inc.
6296 San Ignacio Avenue Suite C and D, San Jose, California | 95119 | USA
T. +1 978 322 4501 | M. +1 714 296 6488

Connect with us! www.arcadis.com | LinkedIn | Twitter | Facebook

ARCADIS Design & Consultancy for natural and built assets

Be green, leave it on the screen.

This email and any files transmitted with it are the property of Arcadis and its affiliates. All rights, including without limitation copyright, are reserved. This email contains information that may be confidential and may also be privileged. It is for the exclusive use of the intended recipient(s). If you are not an intended recipient, please note that any form of distribution, copying or use of this communication or the information in it is strictly prohibited and may be unlawful. If you have received this communication in error, please return it to the sender and then delete the email and destroy any copies of it. While reasonable precautions have been taken to ensure that no software or viruses are present in our emails, we cannot guarantee that this email or any attachment is virus free or has not been intercepted or changed. Any opinions or other information in this email that do not relate to the official business of Arcadis are neither given nor endorsed by it.

CONFIDENTIALITY NOTICE: The contents of this email message and any attachments are intended solely for the addressee(s) and may contain confidential, proprietary and/or privileged information and may be legally protected from disclosure. If you are not the intended recipient of this message or their agent, or if this message has been addressed to you in error, please immediately alert the sender by reply email and then delete this message and any attachments and the reply from your system. If you are not the intended recipient, you are hereby notified that any disclosure, use, dissemination, copying, or storage of this message or its attachments is strictly prohibited.

ENTHALPY ANALYTICAL

# Analysis Results for 499402

Julie Munn
Arcadis
2300 Clayton Road
Suite 400
Concord, CA 94520

Lab Job #: 499402
Project No: SCUSD WESTWOOD
Location: Westwood Elementary School / Project Number (30155232 task 02)
Date Received: 01/04/24

**Sample ID: CB0102-1-0.5** **Lab ID: 499402-001** **Collected: 01/04/24 09:45**
**Matrix: Soil**

| 499402-001 Analyte | Result | Qual | Units | RL | MDL | DF | Batch | Prepared | Analyzed | Chemist |
|---|---|---|---|---|---|---|---|---|---|---|
| Method: EPA 6020<br>Prep Method: EPA 3050B | | | | | | | | | | |
| Antimony | ND | | mg/Kg | 0.97 | | 0.97 | 329964 | 01/07/24 | 01/09/24 | DXC |
| Arsenic | **28** | | mg/Kg | 0.97 | | 0.97 | 329964 | 01/07/24 | 01/09/24 | DXC |
| Barium | **190** | | mg/Kg | 0.97 | | 0.97 | 329964 | 01/07/24 | 01/09/24 | DXC |
| Beryllium | ND | | mg/Kg | 0.97 | | 0.97 | 329964 | 01/07/24 | 01/09/24 | DXC |
| Cadmium | **0.64** | | mg/Kg | 0.49 | | 0.97 | 329964 | 01/07/24 | 01/09/24 | DXC |
| Chromium | **58** | | mg/Kg | 0.97 | | 0.97 | 329964 | 01/07/24 | 01/09/24 | DXC |
| Cobalt | **14** | | mg/Kg | 0.97 | | 0.97 | 329964 | 01/07/24 | 01/09/24 | DXC |
| Copper | **34** | | mg/Kg | 0.97 | | 0.97 | 329964 | 01/07/24 | 01/09/24 | DXC |
| Lead | **19** | | mg/Kg | 0.49 | | 0.97 | 329964 | 01/07/24 | 01/09/24 | DXC |
| Molybdenum | ND | | mg/Kg | 0.97 | | 0.97 | 329964 | 01/07/24 | 01/09/24 | DXC |
| Nickel | **88** | | mg/Kg | 0.97 | | 0.97 | 329964 | 01/07/24 | 01/09/24 | DXC |
| Selenium | ND | | mg/Kg | 1.9 | | 0.97 | 329964 | 01/07/24 | 01/09/24 | DXC |
| Silver | ND | | mg/Kg | 0.49 | | 0.97 | 329964 | 01/07/24 | 01/09/24 | DXC |
| Thallium | **0.57** | J | mg/Kg | 0.97 | 0.032 | 0.97 | 329964 | 01/07/24 | 01/09/24 | DXC |
| Vanadium | **43** | | mg/Kg | 1.9 | | 0.97 | 329964 | 01/07/24 | 01/09/24 | DXC |
| Zinc | **95** | | mg/Kg | 4.9 | | 0.97 | 329964 | 01/07/24 | 01/09/24 | DXC |
| Method: EPA 7471A<br>Prep Method: METHOD | | | | | | | | | | |
| Mercury | ND | | mg/Kg | 0.15 | | 1.1 | 330043 | 01/08/24 | 01/09/24 | KAM |
| Method: EPA 8081A<br>Prep Method: EPA 3546 | | | | | | | | | | |
| alpha-BHC | ND | | ug/Kg | 5.0 | | 1 | 330018 | 01/09/24 | 01/10/24 | MES |
| beta-BHC | ND | | ug/Kg | 5.0 | | 1 | 330018 | 01/09/24 | 01/10/24 | MES |
| gamma-BHC | **12** | | ug/Kg | 5.0 | | 1 | 330018 | 01/09/24 | 01/10/24 | MES |
| delta-BHC | ND | | ug/Kg | 5.0 | | 1 | 330018 | 01/09/24 | 01/10/24 | MES |
| Heptachlor | ND | | ug/Kg | 5.0 | | 1 | 330018 | 01/09/24 | 01/10/24 | MES |
| Aldrin | ND | | ug/Kg | 5.0 | | 1 | 330018 | 01/09/24 | 01/10/24 | MES |
| Heptachlor epoxide | **9.8** | | ug/Kg | 5.0 | | 1 | 330018 | 01/09/24 | 01/10/24 | MES |
| Endosulfan I | ND | | ug/Kg | 5.0 | | 1 | 330018 | 01/09/24 | 01/10/24 | MES |
| Dieldrin | **5.7** | J C | ug/Kg | 5.0 | | 1 | 330018 | 01/09/24 | 01/10/24 | MES |
| 4,4'-DDE | **100** | J | ug/Kg | 5.0 | | 1 | 330018 | 01/09/24 | 01/10/24 | MES |
| Endrin | ND | | ug/Kg | 5.0 | | 1 | 330018 | 01/09/24 | 01/10/24 | MES |
| Endosulfan II | ND | | ug/Kg | 5.0 | | 1 | 330018 | 01/09/24 | 01/10/24 | MES |
| Endosulfan sulfate | ND | | ug/Kg | 5.0 | | 1 | 330018 | 01/09/24 | 01/10/24 | MES |
| 4,4'-DDD | ND | | ug/Kg | 5.0 | | 1 | 330018 | 01/09/24 | 01/10/24 | MES |
| Endrin aldehyde | ND | | ug/Kg | 5.0 | | 1 | 330018 | 01/09/24 | 01/10/24 | MES |
| Endrin ketone | ND | | ug/Kg | 5.0 | | 1 | 330018 | 01/09/24 | 01/10/24 | MES |
| 4,4'-DDT | **58** | | ug/Kg | 5.0 | | 1 | 330018 | 01/09/24 | 01/10/24 | MES |
| Methoxychlor | ND | | ug/Kg | 10 | | 1 | 330018 | 01/09/24 | 01/10/24 | MES |
| Toxaphene | ND | | ug/Kg | 100 | | 1 | 330018 | 01/09/24 | 01/10/24 | MES |



Results for any subcontracted analyses are not included in this section.

# Analysis Results for 499402

| 499402-001 Analyte | Result | Qual | Units | RL | MDL | DF | Batch | Prepared | Analyzed | Chemist |
|---|---|---|---|---|---|---|---|---|---|---|
| Chlordane (Technical) | **270** | | ug/Kg | 50 | | 1 | 330018 | 01/09/24 | 01/10/24 | MES |
| **Surrogates** | | | | **Limits** | | | | | | |
| TCMX | 88% | | %REC | 23-120 | | 1 | 330018 | 01/09/24 | 01/10/24 | MES |
| Decachlorobiphenyl | 116% | | %REC | 24-120 | | 1 | 330018 | 01/09/24 | 01/10/24 | MES |



Results for any subcontracted analyses are not included in this section.

ENTHALPY ANALYTICAL

# Analysis Results for 499402

| Sample ID: CB0102-2-0.5 | Lab ID: 499402-002 | Collected: 01/03/24 12:00 |
|---|---|---|
| | Matrix: Soil | |

| 499402-002 Analyte | Result | Qual | Units | RL | MDL | DF | Batch | Prepared | Analyzed | Chemist |
|---|---|---|---|---|---|---|---|---|---|---|
| Method: EPA 6020<br>Prep Method: EPA 3050B | | | | | | | | | | |
| Antimony | ND | | mg/Kg | 0.97 | | 0.97 | 329964 | 01/07/24 | 01/09/24 | DXC |
| Arsenic | **4.8** | | mg/Kg | 0.97 | | 0.97 | 329964 | 01/07/24 | 01/09/24 | DXC |
| Barium | **180** | | mg/Kg | 0.97 | | 0.97 | 329964 | 01/07/24 | 01/09/24 | DXC |
| Beryllium | ND | | mg/Kg | 0.97 | | 0.97 | 329964 | 01/07/24 | 01/09/24 | DXC |
| Cadmium | ND | | mg/Kg | 0.49 | | 0.97 | 329964 | 01/07/24 | 01/09/24 | DXC |
| Chromium | **68** | | mg/Kg | 0.97 | | 0.97 | 329964 | 01/07/24 | 01/09/24 | DXC |
| Cobalt | **17** | | mg/Kg | 0.97 | | 0.97 | 329964 | 01/07/24 | 01/09/24 | DXC |
| Copper | **43** | | mg/Kg | 0.97 | | 0.97 | 329964 | 01/07/24 | 01/09/24 | DXC |
| Lead | **7.4** | | mg/Kg | 0.49 | | 0.97 | 329964 | 01/07/24 | 01/09/24 | DXC |
| Molybdenum | ND | | mg/Kg | 0.97 | | 0.97 | 329964 | 01/07/24 | 01/09/24 | DXC |
| Nickel | **72** | | mg/Kg | 0.97 | | 0.97 | 329964 | 01/07/24 | 01/09/24 | DXC |
| Selenium | ND | | mg/Kg | 1.9 | | 0.97 | 329964 | 01/07/24 | 01/09/24 | DXC |
| Silver | ND | | mg/Kg | 0.49 | | 0.97 | 329964 | 01/07/24 | 01/09/24 | DXC |
| Thallium 0.97UB | **0.21** | B,J | mg/Kg | 0.97 | 0.032 | 0.97 | 329964 | 01/07/24 | 01/09/24 | DXC |
| Vanadium | **75** | | mg/Kg | 1.9 | | 0.97 | 329964 | 01/07/24 | 01/09/24 | DXC |
| Zinc | **65** | | mg/Kg | 4.9 | | 0.97 | 329964 | 01/07/24 | 01/09/24 | DXC |
| Method: EPA 7471A<br>Prep Method: METHOD | | | | | | | | | | |
| Mercury | ND | | mg/Kg | 0.16 | | 1.1 | 330043 | 01/08/24 | 01/09/24 | KAM |
| Method: EPA 8081A<br>Prep Method: EPA 3546 | | | | | | | | | | |
| alpha-BHC | ND | | ug/Kg | 5.1 | | 1 | 329977 | 01/08/24 | 01/09/24 | TRN |
| beta-BHC | ND | | ug/Kg | 5.1 | | 1 | 329977 | 01/08/24 | 01/09/24 | TRN |
| gamma-BHC | ND | | ug/Kg | 5.1 | | 1 | 329977 | 01/08/24 | 01/09/24 | TRN |
| delta-BHC | ND | | ug/Kg | 5.1 | | 1 | 329977 | 01/08/24 | 01/09/24 | TRN |
| Heptachlor | ND | | ug/Kg | 5.1 | | 1 | 329977 | 01/08/24 | 01/09/24 | TRN |
| Aldrin | ND | | ug/Kg | 5.1 | | 1 | 329977 | 01/08/24 | 01/09/24 | TRN |
| Heptachlor epoxide | ND | | ug/Kg | 5.1 | | 1 | 329977 | 01/08/24 | 01/09/24 | TRN |
| Endosulfan I | ND | | ug/Kg | 5.1 | | 1 | 329977 | 01/08/24 | 01/09/24 | TRN |
| Dieldrin | ND | | ug/Kg | 5.1 | | 1 | 329977 | 01/08/24 | 01/09/24 | TRN |
| 4,4'-DDE | ND | | ug/Kg | 5.1 | | 1 | 329977 | 01/08/24 | 01/09/24 | TRN |
| Endrin | ND | | ug/Kg | 5.1 | | 1 | 329977 | 01/08/24 | 01/09/24 | TRN |
| Endosulfan II | ND | | ug/Kg | 5.1 | | 1 | 329977 | 01/08/24 | 01/09/24 | TRN |
| Endosulfan sulfate | ND | | ug/Kg | 5.1 | | 1 | 329977 | 01/08/24 | 01/09/24 | TRN |
| 4,4'-DDD | ND | | ug/Kg | 5.1 | | 1 | 329977 | 01/08/24 | 01/09/24 | TRN |
| Endrin aldehyde | ND | | ug/Kg | 5.1 | | 1 | 329977 | 01/08/24 | 01/09/24 | TRN |
| Endrin ketone | ND | | ug/Kg | 5.1 | | 1 | 329977 | 01/08/24 | 01/09/24 | TRN |
| 4,4'-DDT | ND | | ug/Kg | 5.1 | | 1 | 329977 | 01/08/24 | 01/09/24 | TRN |
| Methoxychlor | ND | | ug/Kg | 10 | | 1 | 329977 | 01/08/24 | 01/09/24 | TRN |
| Toxaphene | ND | | ug/Kg | 100 | | 1 | 329977 | 01/08/24 | 01/09/24 | TRN |
| Chlordane (Technical) | ND | | ug/Kg | 51 | | 1 | 329977 | 01/08/24 | 01/09/24 | TRN |
| **Surrogates** | | | | **Limits** | | | | | | |
| TCMX | 94% | | %REC | 23-120 | | 1 | 329977 | 01/08/24 | 01/09/24 | TRN |
| Decachlorobiphenyl | 108% | | %REC | 24-120 | | 1 | 329977 | 01/08/24 | 01/09/24 | TRN |



Results for any subcontracted analyses are not included in this section.

ENTHALPY ANALYTICAL

# Analysis Results for 499402

| Sample ID: CB0102-3-0.5 | Lab ID: 499402-003 | Collected: 01/03/24 10:30 |
|---|---|---|
| | Matrix: Soil | |

| 499402-003 Analyte | Result | Qual | Units | RL | MDL | DF | Batch | Prepared | Analyzed | Chemist |
|---|---|---|---|---|---|---|---|---|---|---|
| Method: EPA 6020<br>Prep Method: EPA 3050B | | | | | | | | | | |
| Antimony | ND | | mg/Kg | 0.96 | | 0.96 | 329964 | 01/07/24 | 01/09/24 | DXC |
| Arsenic | **5.8** | | mg/Kg | 0.96 | | 0.96 | 329964 | 01/07/24 | 01/09/24 | DXC |
| Barium | **190** | | mg/Kg | 0.96 | | 0.96 | 329964 | 01/07/24 | 01/09/24 | DXC |
| Beryllium | ND | | mg/Kg | 0.96 | | 0.96 | 329964 | 01/07/24 | 01/09/24 | DXC |
| Cadmium | ND | | mg/Kg | 0.48 | | 0.96 | 329964 | 01/07/24 | 01/09/24 | DXC |
| Chromium | **69** | | mg/Kg | 0.96 | | 0.96 | 329964 | 01/07/24 | 01/09/24 | DXC |
| Cobalt | **18** | | mg/Kg | 0.96 | | 0.96 | 329964 | 01/07/24 | 01/09/24 | DXC |
| Copper | **42** | | mg/Kg | 0.96 | | 0.96 | 329964 | 01/07/24 | 01/09/24 | DXC |
| Lead | **13** | | mg/Kg | 0.48 | | 0.96 | 329964 | 01/07/24 | 01/09/24 | DXC |
| Molybdenum | ND | | mg/Kg | 0.96 | | 0.96 | 329964 | 01/07/24 | 01/09/24 | DXC |
| Nickel | **84** | | mg/Kg | 0.96 | | 0.96 | 329964 | 01/07/24 | 01/09/24 | DXC |
| Selenium | ND | | mg/Kg | 1.9 | | 0.96 | 329964 | 01/07/24 | 01/09/24 | DXC |
| Silver | ND | | mg/Kg | 0.48 | | 0.96 | 329964 | 01/07/24 | 01/09/24 | DXC |
| Thallium | **0.39** | J ~~B,J~~ | mg/Kg | 0.96 | 0.031 | 0.96 | 329964 | 01/07/24 | 01/09/24 | DXC |
| Vanadium | **64** | | mg/Kg | 1.9 | | 0.96 | 329964 | 01/07/24 | 01/09/24 | DXC |
| Zinc | **88** | | mg/Kg | 4.8 | | 0.96 | 329964 | 01/07/24 | 01/09/24 | DXC |
| Method: EPA 7471A<br>Prep Method: METHOD | | | | | | | | | | |
| Mercury | ND | | mg/Kg | 0.14 | | 1 | 330043 | 01/08/24 | 01/09/24 | KAM |
| Method: EPA 8081A<br>Prep Method: EPA 3546 | | | | | | | | | | |
| alpha-BHC | ND | | ug/Kg | 5.1 | | 1 | 329977 | 01/08/24 | 01/09/24 | TRN |
| beta-BHC | ND | | ug/Kg | 5.1 | | 1 | 329977 | 01/08/24 | 01/09/24 | TRN |
| gamma-BHC | ND | | ug/Kg | 5.1 | | 1 | 329977 | 01/08/24 | 01/09/24 | TRN |
| delta-BHC | ND | | ug/Kg | 5.1 | | 1 | 329977 | 01/08/24 | 01/09/24 | TRN |
| Heptachlor | ND | | ug/Kg | 5.1 | | 1 | 329977 | 01/08/24 | 01/09/24 | TRN |
| Aldrin | ND | | ug/Kg | 5.1 | | 1 | 329977 | 01/08/24 | 01/09/24 | TRN |
| Heptachlor epoxide | ND | | ug/Kg | 5.1 | | 1 | 329977 | 01/08/24 | 01/09/24 | TRN |
| Endosulfan I | ND | | ug/Kg | 5.1 | | 1 | 329977 | 01/08/24 | 01/09/24 | TRN |
| Dieldrin | ND | | ug/Kg | 5.1 | | 1 | 329977 | 01/08/24 | 01/09/24 | TRN |
| 4,4'-DDE | **52** | | ug/Kg | 5.1 | | 1 | 329977 | 01/08/24 | 01/09/24 | TRN |
| Endrin | ND | | ug/Kg | 5.1 | | 1 | 329977 | 01/08/24 | 01/09/24 | TRN |
| Endosulfan II | ND | | ug/Kg | 5.1 | | 1 | 329977 | 01/08/24 | 01/09/24 | TRN |
| Endosulfan sulfate | ND | | ug/Kg | 5.1 | | 1 | 329977 | 01/08/24 | 01/09/24 | TRN |
| 4,4'-DDD | ND | | ug/Kg | 5.1 | | 1 | 329977 | 01/08/24 | 01/09/24 | TRN |
| Endrin aldehyde | ND | | ug/Kg | 5.1 | | 1 | 329977 | 01/08/24 | 01/09/24 | TRN |
| Endrin ketone | ND | | ug/Kg | 5.1 | | 1 | 329977 | 01/08/24 | 01/09/24 | TRN |
| 4,4'-DDT | **87** | | ug/Kg | 5.1 | | 1 | 329977 | 01/08/24 | 01/09/24 | TRN |
| Methoxychlor | ND | | ug/Kg | 10 | | 1 | 329977 | 01/08/24 | 01/09/24 | TRN |
| Toxaphene | ND | | ug/Kg | 100 | | 1 | 329977 | 01/08/24 | 01/09/24 | TRN |
| Chlordane (Technical) | ND | | ug/Kg | 51 | | 1 | 329977 | 01/08/24 | 01/09/24 | TRN |
| **Surrogates** | | | | **Limits** | | | | | | |
| TCMX | 98% | | %REC | 23-120 | | 1 | 329977 | 01/08/24 | 01/09/24 | TRN |
| Decachlorobiphenyl | 111% | | %REC | 24-120 | | 1 | 329977 | 01/08/24 | 01/09/24 | TRN |



Results for any subcontracted analyses are not included in this section.

ENTHALPY ANALYTICAL

# Analysis Results for 499402

| Sample ID: CB0102-4-0.5 | Lab ID: 499402-004 | Collected: 01/04/24 09:35 |
|---|---|---|
| | Matrix: Soil | |

| 499402-004 Analyte | Result | Qual | Units | RL | MDL | DF | Batch | Prepared | Analyzed | Chemist |
|---|---|---|---|---|---|---|---|---|---|---|
| Method: EPA 6020<br>Prep Method: EPA 3050B | | | | | | | | | | |
| Antimony | ND | | mg/Kg | 0.97 | | 0.97 | 329964 | 01/07/24 | 01/09/24 | DXC |
| Arsenic | **7.0** | | mg/Kg | 0.97 | | 0.97 | 329964 | 01/07/24 | 01/09/24 | DXC |
| Barium | **160** | | mg/Kg | 0.97 | | 0.97 | 329964 | 01/07/24 | 01/09/24 | DXC |
| Beryllium | ND | | mg/Kg | 0.97 | | 0.97 | 329964 | 01/07/24 | 01/09/24 | DXC |
| Cadmium | ND | | mg/Kg | 0.49 | | 0.97 | 329964 | 01/07/24 | 01/09/24 | DXC |
| Chromium | **59** | | mg/Kg | 0.97 | | 0.97 | 329964 | 01/07/24 | 01/09/24 | DXC |
| Cobalt | **14** | | mg/Kg | 0.97 | | 0.97 | 329964 | 01/07/24 | 01/09/24 | DXC |
| Copper | **36** | | mg/Kg | 0.97 | | 0.97 | 329964 | 01/07/24 | 01/09/24 | DXC |
| Lead | **12** | | mg/Kg | 0.49 | | 0.97 | 329964 | 01/07/24 | 01/09/24 | DXC |
| Molybdenum | ND | | mg/Kg | 0.97 | | 0.97 | 329964 | 01/07/24 | 01/09/24 | DXC |
| Nickel | **84** | | mg/Kg | 0.97 | | 0.97 | 329964 | 01/07/24 | 01/09/24 | DXC |
| Selenium | ND | | mg/Kg | 1.9 | | 0.97 | 329964 | 01/07/24 | 01/09/24 | DXC |
| Silver | ND | | mg/Kg | 0.49 | | 0.97 | 329964 | 01/07/24 | 01/09/24 | DXC |
| Thallium | **0.29** | J ~~B,J~~ | mg/Kg | 0.97 | 0.032 | 0.97 | 329964 | 01/07/24 | 01/09/24 | DXC |
| Vanadium | **47** | | mg/Kg | 1.9 | | 0.97 | 329964 | 01/07/24 | 01/09/24 | DXC |
| Zinc | **79** | | mg/Kg | 4.9 | | 0.97 | 329964 | 01/07/24 | 01/09/24 | DXC |
| Method: EPA 7471A<br>Prep Method: METHOD | | | | | | | | | | |
| Mercury | ND | | mg/Kg | 0.15 | | 1.1 | 330043 | 01/08/24 | 01/09/24 | KAM |
| Method: EPA 8081A<br>Prep Method: EPA 3546 | | | | | | | | | | |
| alpha-BHC | ND | | ug/Kg | 4.9 | | 0.98 | 330018 | 01/09/24 | 01/10/24 | MES |
| beta-BHC | ND | | ug/Kg | 4.9 | | 0.98 | 330018 | 01/09/24 | 01/10/24 | MES |
| gamma-BHC | ND | | ug/Kg | 4.9 | | 0.98 | 330018 | 01/09/24 | 01/10/24 | MES |
| delta-BHC | ND | | ug/Kg | 4.9 | | 0.98 | 330018 | 01/09/24 | 01/10/24 | MES |
| Heptachlor | ND | | ug/Kg | 4.9 | | 0.98 | 330018 | 01/09/24 | 01/10/24 | MES |
| Aldrin | ND | | ug/Kg | 4.9 | | 0.98 | 330018 | 01/09/24 | 01/10/24 | MES |
| Heptachlor epoxide | ND | | ug/Kg | 4.9 | | 0.98 | 330018 | 01/09/24 | 01/10/24 | MES |
| Endosulfan I | ND | | ug/Kg | 4.9 | | 0.98 | 330018 | 01/09/24 | 01/10/24 | MES |
| Dieldrin | ND | | ug/Kg | 4.9 | | 0.98 | 330018 | 01/09/24 | 01/10/24 | MES |
| 4,4'-DDE | **11** | | ug/Kg | 4.9 | | 0.98 | 330018 | 01/09/24 | 01/10/24 | MES |
| Endrin | ND | | ug/Kg | 4.9 | | 0.98 | 330018 | 01/09/24 | 01/10/24 | MES |
| Endosulfan II | ND | | ug/Kg | 4.9 | | 0.98 | 330018 | 01/09/24 | 01/10/24 | MES |
| Endosulfan sulfate | ND | | ug/Kg | 4.9 | | 0.98 | 330018 | 01/09/24 | 01/10/24 | MES |
| 4,4'-DDD | ND | | ug/Kg | 4.9 | | 0.98 | 330018 | 01/09/24 | 01/10/24 | MES |
| Endrin aldehyde | ND | | ug/Kg | 4.9 | | 0.98 | 330018 | 01/09/24 | 01/10/24 | MES |
| Endrin ketone | ND | | ug/Kg | 4.9 | | 0.98 | 330018 | 01/09/24 | 01/10/24 | MES |
| 4,4'-DDT | **14** | J ~~C~~ | ug/Kg | 4.9 | | 0.98 | 330018 | 01/09/24 | 01/10/24 | MES |
| Methoxychlor | ND | | ug/Kg | 9.8 | | 0.98 | 330018 | 01/09/24 | 01/10/24 | MES |
| Toxaphene | ND | | ug/Kg | 98 | | 0.98 | 330018 | 01/09/24 | 01/10/24 | MES |
| Chlordane (Technical) | **120** | | ug/Kg | 49 | | 0.98 | 330018 | 01/09/24 | 01/10/24 | MES |
| **Surrogates** | | | | **Limits** | | | | | | |
| TCMX | 91% | | %REC | 23-120 | | 0.98 | 330018 | 01/09/24 | 01/10/24 | MES |
| Decachlorobiphenyl | 116% | | %REC | 24-120 | | 0.98 | 330018 | 01/09/24 | 01/10/24 | MES |



Results for any subcontracted analyses are not included in this section.

ENTHALPY ANALYTICAL

# Analysis Results for 499402

| Sample ID: CB0102-1-2.5 | Lab ID: 499402-005 | Collected: 01/04/24 09:50 |
|---|---|---|
| | Matrix: Soil | |

| 499402-005 Analyte | Result | Qual | Units | RL | MDL | DF | Batch | Prepared | Analyzed | Chemist |
|---|---|---|---|---|---|---|---|---|---|---|
| Method: EPA 6020<br>Prep Method: EPA 3050B | | | | | | | | | | |
| Antimony | ND | | mg/Kg | 1.0 | | 1 | 330965 | 01/19/24 | 01/22/24 | DXC |
| Arsenic | **6.1** | | mg/Kg | 1.0 | | 1 | 330965 | 01/19/24 | 01/22/24 | DXC |
| Barium | **180** | | mg/Kg | 1.0 | | 1 | 330965 | 01/19/24 | 01/22/24 | DXC |
| Beryllium | ND | | mg/Kg | 1.0 | | 1 | 330965 | 01/19/24 | 01/22/24 | DXC |
| Cadmium | ND | | mg/Kg | 0.50 | | 1 | 330965 | 01/19/24 | 01/22/24 | DXC |
| Chromium | **64** | | mg/Kg | 1.0 | | 1 | 330965 | 01/19/24 | 01/22/24 | DXC |
| Cobalt | **15** | | mg/Kg | 1.0 | | 1 | 330965 | 01/19/24 | 01/22/24 | DXC |
| Copper | **35** | | mg/Kg | 1.0 | | 1 | 330965 | 01/19/24 | 01/22/24 | DXC |
| Lead | **9.6** | | mg/Kg | 0.50 | | 1 | 330965 | 01/19/24 | 01/22/24 | DXC |
| Molybdenum | ND | | mg/Kg | 1.0 | | 1 | 330965 | 01/19/24 | 01/22/24 | DXC |
| Nickel | **86** | | mg/Kg | 1.0 | | 1 | 330965 | 01/19/24 | 01/22/24 | DXC |
| Selenium | ND | | mg/Kg | 2.0 | | 1 | 330965 | 01/19/24 | 01/22/24 | DXC |
| Silver | ND | | mg/Kg | 0.50 | | 1 | 330965 | 01/19/24 | 01/22/24 | DXC |
| Thallium | 1.0UB ~~**0.20**~~ | ~~B,J~~ | mg/Kg | 1.0 | 0.033 | 1 | 330965 | 01/19/24 | 01/22/24 | DXC |
| Vanadium | **54** | | mg/Kg | 2.0 | | 1 | 330965 | 01/19/24 | 01/22/24 | DXC |
| Zinc | **82** | | mg/Kg | 5.0 | | 1 | 330965 | 01/19/24 | 01/22/24 | DXC |
| Method: EPA 7471A<br>Prep Method: METHOD | | | | | | | | | | |
| Mercury | ND | | mg/Kg | 0.14 | | 1 | 331139 | 01/23/24 | 01/24/24 | KAM |
| Method: EPA 8081A<br>Prep Method: EPA 3546 | | | | | | | | | | |
| alpha-BHC | ND | | ug/Kg | 5.1 | | 1 | 330018 | 01/09/24 | 01/10/24 | MES |
| beta-BHC | ND | | ug/Kg | 5.1 | | 1 | 330018 | 01/09/24 | 01/10/24 | MES |
| gamma-BHC | ND | | ug/Kg | 5.1 | | 1 | 330018 | 01/09/24 | 01/10/24 | MES |
| delta-BHC | ND | | ug/Kg | 5.1 | | 1 | 330018 | 01/09/24 | 01/10/24 | MES |
| Heptachlor | ND | | ug/Kg | 5.1 | | 1 | 330018 | 01/09/24 | 01/10/24 | MES |
| Aldrin | ND | | ug/Kg | 5.1 | | 1 | 330018 | 01/09/24 | 01/10/24 | MES |
| Heptachlor epoxide | ND | | ug/Kg | 5.1 | | 1 | 330018 | 01/09/24 | 01/10/24 | MES |
| Endosulfan I | ND | | ug/Kg | 5.1 | | 1 | 330018 | 01/09/24 | 01/10/24 | MES |
| Dieldrin | ND | | ug/Kg | 5.1 | | 1 | 330018 | 01/09/24 | 01/10/24 | MES |
| 4,4'-DDE | ND | | ug/Kg | 5.1 | | 1 | 330018 | 01/09/24 | 01/10/24 | MES |
| Endrin | ND | | ug/Kg | 5.1 | | 1 | 330018 | 01/09/24 | 01/10/24 | MES |
| Endosulfan II | ND | | ug/Kg | 5.1 | | 1 | 330018 | 01/09/24 | 01/10/24 | MES |
| Endosulfan sulfate | ND | | ug/Kg | 5.1 | | 1 | 330018 | 01/09/24 | 01/10/24 | MES |
| 4,4'-DDD | ND | | ug/Kg | 5.1 | | 1 | 330018 | 01/09/24 | 01/10/24 | MES |
| Endrin aldehyde | ND | | ug/Kg | 5.1 | | 1 | 330018 | 01/09/24 | 01/10/24 | MES |
| Endrin ketone | ND | | ug/Kg | 5.1 | | 1 | 330018 | 01/09/24 | 01/10/24 | MES |
| 4,4'-DDT | ND | | ug/Kg | 5.1 | | 1 | 330018 | 01/09/24 | 01/10/24 | MES |
| Methoxychlor | ND | | ug/Kg | 10 | | 1 | 330018 | 01/09/24 | 01/10/24 | MES |
| Toxaphene | ND | | ug/Kg | 100 | | 1 | 330018 | 01/09/24 | 01/10/24 | MES |
| Chlordane (Technical) | ND | | ug/Kg | 51 | | 1 | 330018 | 01/09/24 | 01/10/24 | MES |
| **Surrogates** | | | | **Limits** | | | | | | |
| TCMX | 89% | | %REC | 23-120 | | 1 | 330018 | 01/09/24 | 01/10/24 | MES |
| Decachlorobiphenyl | 106% | | %REC | 24-120 | | 1 | 330018 | 01/09/24 | 01/10/24 | MES |



Results for any subcontracted analyses are not included in this section.

ENTHALPY ANALYTICAL

# Analysis Results for 499402

| Sample ID: CB0102-2-2.5 | Lab ID: 499402-006 | Collected: 01/03/24 12:55 |
|---|---|---|
| | Matrix: Soil | |

| 499402-006 Analyte | Result | Qual | Units | RL | MDL | DF | Batch | Prepared | Analyzed | Chemist |
|---|---|---|---|---|---|---|---|---|---|---|
| Method: EPA 8081A<br>Prep Method: EPA 3546 | | | | | | | | | | |
| alpha-BHC | ND | | ug/Kg | 5.0 | | 0.99 | 329977 | 01/08/24 | 01/09/24 | TRN |
| beta-BHC | ND | | ug/Kg | 5.0 | | 0.99 | 329977 | 01/08/24 | 01/09/24 | TRN |
| gamma-BHC | ND | | ug/Kg | 5.0 | | 0.99 | 329977 | 01/08/24 | 01/09/24 | TRN |
| delta-BHC | ND | | ug/Kg | 5.0 | | 0.99 | 329977 | 01/08/24 | 01/09/24 | TRN |
| Heptachlor | ND | | ug/Kg | 5.0 | | 0.99 | 329977 | 01/08/24 | 01/09/24 | TRN |
| Aldrin | ND | | ug/Kg | 5.0 | | 0.99 | 329977 | 01/08/24 | 01/09/24 | TRN |
| Heptachlor epoxide | ND | | ug/Kg | 5.0 | | 0.99 | 329977 | 01/08/24 | 01/09/24 | TRN |
| Endosulfan I | ND | | ug/Kg | 5.0 | | 0.99 | 329977 | 01/08/24 | 01/09/24 | TRN |
| Dieldrin | ND | | ug/Kg | 5.0 | | 0.99 | 329977 | 01/08/24 | 01/09/24 | TRN |
| 4,4'-DDE | **15** | | ug/Kg | 5.0 | | 0.99 | 329977 | 01/08/24 | 01/09/24 | TRN |
| Endrin | ND | | ug/Kg | 5.0 | | 0.99 | 329977 | 01/08/24 | 01/09/24 | TRN |
| Endosulfan II | ND | | ug/Kg | 5.0 | | 0.99 | 329977 | 01/08/24 | 01/09/24 | TRN |
| Endosulfan sulfate | ND | | ug/Kg | 5.0 | | 0.99 | 329977 | 01/08/24 | 01/09/24 | TRN |
| 4,4'-DDD | ND | | ug/Kg | 5.0 | | 0.99 | 329977 | 01/08/24 | 01/09/24 | TRN |
| Endrin aldehyde | ND | | ug/Kg | 5.0 | | 0.99 | 329977 | 01/08/24 | 01/09/24 | TRN |
| Endrin ketone | ND | | ug/Kg | 5.0 | | 0.99 | 329977 | 01/08/24 | 01/09/24 | TRN |
| 4,4'-DDT | **16** | | ug/Kg | 5.0 | | 0.99 | 329977 | 01/08/24 | 01/09/24 | TRN |
| Methoxychlor | ND | | ug/Kg | 9.9 | | 0.99 | 329977 | 01/08/24 | 01/09/24 | TRN |
| Toxaphene | ND | | ug/Kg | 99 | | 0.99 | 329977 | 01/08/24 | 01/09/24 | TRN |
| Chlordane (Technical) | ND | | ug/Kg | 50 | | 0.99 | 329977 | 01/08/24 | 01/09/24 | TRN |
| **Surrogates** | | | | **Limits** | | | | | | |
| TCMX | 94% | | %REC | 23-120 | | 0.99 | 329977 | 01/08/24 | 01/09/24 | TRN |
| Decachlorobiphenyl | 111% | | %REC | 24-120 | | 0.99 | 329977 | 01/08/24 | 01/09/24 | TRN |



Results for any subcontracted analyses are not included in this section.

ENTHALPY ANALYTICAL

# Analysis Results for 499402

| Sample ID: CB0102-3-2.5 | Lab ID: 499402-007 | Collected: 01/03/24 10:35 |
|---|---|---|
| | Matrix: Soil | |

| 499402-007 Analyte | Result | Qual | Units | RL | MDL | DF | Batch | Prepared | Analyzed | Chemist |
|---|---|---|---|---|---|---|---|---|---|---|
| Method: EPA 8081A<br>Prep Method: EPA 3546 | | | | | | | | | | |
| alpha-BHC | ND | | ug/Kg | 5.0 | | 1 | 329977 | 01/08/24 | 01/09/24 | TRN |
| beta-BHC | ND | | ug/Kg | 5.0 | | 1 | 329977 | 01/08/24 | 01/09/24 | TRN |
| gamma-BHC | ND | | ug/Kg | 5.0 | | 1 | 329977 | 01/08/24 | 01/09/24 | TRN |
| delta-BHC | ND | | ug/Kg | 5.0 | | 1 | 329977 | 01/08/24 | 01/09/24 | TRN |
| Heptachlor | ND | | ug/Kg | 5.0 | | 1 | 329977 | 01/08/24 | 01/09/24 | TRN |
| Aldrin | ND | | ug/Kg | 5.0 | | 1 | 329977 | 01/08/24 | 01/09/24 | TRN |
| Heptachlor epoxide | ND | | ug/Kg | 5.0 | | 1 | 329977 | 01/08/24 | 01/09/24 | TRN |
| Endosulfan I | ND | | ug/Kg | 5.0 | | 1 | 329977 | 01/08/24 | 01/09/24 | TRN |
| Dieldrin | ND | | ug/Kg | 5.0 | | 1 | 329977 | 01/08/24 | 01/09/24 | TRN |
| 4,4'-DDE | ND | | ug/Kg | 5.0 | | 1 | 329977 | 01/08/24 | 01/09/24 | TRN |
| Endrin | ND | | ug/Kg | 5.0 | | 1 | 329977 | 01/08/24 | 01/09/24 | TRN |
| Endosulfan II | ND | | ug/Kg | 5.0 | | 1 | 329977 | 01/08/24 | 01/09/24 | TRN |
| Endosulfan sulfate | ND | | ug/Kg | 5.0 | | 1 | 329977 | 01/08/24 | 01/09/24 | TRN |
| 4,4'-DDD | ND | | ug/Kg | 5.0 | | 1 | 329977 | 01/08/24 | 01/09/24 | TRN |
| Endrin aldehyde | ND | | ug/Kg | 5.0 | | 1 | 329977 | 01/08/24 | 01/09/24 | TRN |
| Endrin ketone | ND | | ug/Kg | 5.0 | | 1 | 329977 | 01/08/24 | 01/09/24 | TRN |
| 4,4'-DDT | ND | | ug/Kg | 5.0 | | 1 | 329977 | 01/08/24 | 01/09/24 | TRN |
| Methoxychlor | ND | | ug/Kg | 10 | | 1 | 329977 | 01/08/24 | 01/09/24 | TRN |
| Toxaphene | ND | | ug/Kg | 100 | | 1 | 329977 | 01/08/24 | 01/09/24 | TRN |
| Chlordane (Technical) | ND | | ug/Kg | 50 | | 1 | 329977 | 01/08/24 | 01/09/24 | TRN |
| **Surrogates** | | | | **Limits** | | | | | | |
| TCMX | 97% | | %REC | 23-120 | | 1 | 329977 | 01/08/24 | 01/09/24 | TRN |
| Decachlorobiphenyl | 95% | | %REC | 24-120 | | 1 | 329977 | 01/08/24 | 01/09/24 | TRN |



Results for any subcontracted analyses are not included in this section.

ENTHALPY ANALYTICAL

# Analysis Results for 499402

| Sample ID: CB0102-4-2.5 | Lab ID: 499402-008 | Collected: 01/04/24 09:40 |
|---|---|---|
| | Matrix: Soil | |

| 499402-008 Analyte | Result | Qual | Units | RL | MDL | DF | Batch | Prepared | Analyzed | Chemist |
|---|---|---|---|---|---|---|---|---|---|---|
| Method: EPA 8081A<br>Prep Method: EPA 3546 | | | | | | | | | | |
| alpha-BHC | ND | | ug/Kg | 5.1 | | 1 | 330018 | 01/09/24 | 01/10/24 | MES |
| beta-BHC | ND | | ug/Kg | 5.1 | | 1 | 330018 | 01/09/24 | 01/10/24 | MES |
| gamma-BHC | ND | | ug/Kg | 5.1 | | 1 | 330018 | 01/09/24 | 01/10/24 | MES |
| delta-BHC | ND | | ug/Kg | 5.1 | | 1 | 330018 | 01/09/24 | 01/10/24 | MES |
| Heptachlor | ND | | ug/Kg | 5.1 | | 1 | 330018 | 01/09/24 | 01/10/24 | MES |
| Aldrin | ND | | ug/Kg | 5.1 | | 1 | 330018 | 01/09/24 | 01/10/24 | MES |
| Heptachlor epoxide | ND | | ug/Kg | 5.1 | | 1 | 330018 | 01/09/24 | 01/10/24 | MES |
| Endosulfan I | ND | | ug/Kg | 5.1 | | 1 | 330018 | 01/09/24 | 01/10/24 | MES |
| Dieldrin | ND | | ug/Kg | 5.1 | | 1 | 330018 | 01/09/24 | 01/10/24 | MES |
| 4,4'-DDE | ND | | ug/Kg | 5.1 | | 1 | 330018 | 01/09/24 | 01/10/24 | MES |
| Endrin | ND | | ug/Kg | 5.1 | | 1 | 330018 | 01/09/24 | 01/10/24 | MES |
| Endosulfan II | ND | | ug/Kg | 5.1 | | 1 | 330018 | 01/09/24 | 01/10/24 | MES |
| Endosulfan sulfate | ND | | ug/Kg | 5.1 | | 1 | 330018 | 01/09/24 | 01/10/24 | MES |
| 4,4'-DDD | ND | | ug/Kg | 5.1 | | 1 | 330018 | 01/09/24 | 01/10/24 | MES |
| Endrin aldehyde | ND | | ug/Kg | 5.1 | | 1 | 330018 | 01/09/24 | 01/10/24 | MES |
| Endrin ketone | ND | | ug/Kg | 5.1 | | 1 | 330018 | 01/09/24 | 01/10/24 | MES |
| 4,4'-DDT | ND | | ug/Kg | 5.1 | | 1 | 330018 | 01/09/24 | 01/10/24 | MES |
| Methoxychlor | ND | | ug/Kg | 10 | | 1 | 330018 | 01/09/24 | 01/10/24 | MES |
| Toxaphene | ND | | ug/Kg | 100 | | 1 | 330018 | 01/09/24 | 01/10/24 | MES |
| Chlordane (Technical) | ND | | ug/Kg | 51 | | 1 | 330018 | 01/09/24 | 01/10/24 | MES |
| **Surrogates** | | | | **Limits** | | | | | | |
| TCMX | 86% | | %REC | 23-120 | | 1 | 330018 | 01/09/24 | 01/10/24 | MES |
| Decachlorobiphenyl | 95% | | %REC | 24-120 | | 1 | 330018 | 01/09/24 | 01/10/24 | MES |



Results for any subcontracted analyses are not included in this section.

ENTHALPY ANALYTICAL

# Analysis Results for 499402

| Sample ID: DUP-4 | Lab ID: 499402-009 | Collected: 01/04/24 |
|---|---|---|
| | Matrix: Soil | |

| 499402-009 Analyte | Result | Qual | Units | RL | MDL | DF | Batch | Prepared | Analyzed | Chemist |
|---|---|---|---|---|---|---|---|---|---|---|
| Method: EPA 6020<br>Prep Method: EPA 3050B | | | | | | | | | | |
| Antimony | ND | | mg/Kg | 0.98 | | 0.98 | 329964 | 01/07/24 | 01/09/24 | DXC |
| Arsenic | **1.9** | | mg/Kg | 0.98 | | 0.98 | 329964 | 01/07/24 | 01/09/24 | DXC |
| Barium | **110** | | mg/Kg | 0.98 | | 0.98 | 329964 | 01/07/24 | 01/09/24 | DXC |
| Beryllium | ND | | mg/Kg | 0.98 | | 0.98 | 329964 | 01/07/24 | 01/09/24 | DXC |
| Cadmium | ND | | mg/Kg | 0.49 | | 0.98 | 329964 | 01/07/24 | 01/09/24 | DXC |
| Chromium | **42** | | mg/Kg | 0.98 | | 0.98 | 329964 | 01/07/24 | 01/09/24 | DXC |
| Cobalt | **8.3** | | mg/Kg | 0.98 | | 0.98 | 329964 | 01/07/24 | 01/09/24 | DXC |
| Copper | **22** | | mg/Kg | 0.98 | | 0.98 | 329964 | 01/07/24 | 01/09/24 | DXC |
| Lead | **4.9** | | mg/Kg | 0.49 | | 0.98 | 329964 | 01/07/24 | 01/09/24 | DXC |
| Molybdenum | ND | | mg/Kg | 0.98 | | 0.98 | 329964 | 01/07/24 | 01/09/24 | DXC |
| Nickel | **55** | | mg/Kg | 0.98 | | 0.98 | 329964 | 01/07/24 | 01/09/24 | DXC |
| Selenium | ND | | mg/Kg | 2.0 | | 0.98 | 329964 | 01/07/24 | 01/09/24 | DXC |
| Silver | ND | | mg/Kg | 0.49 | | 0.98 | 329964 | 01/07/24 | 01/09/24 | DXC |
| Thallium | 0.98UB ~~**0.15**~~ | ~~B,J~~ | mg/Kg | 0.98 | 0.032 | 0.98 | 329964 | 01/07/24 | 01/09/24 | DXC |
| Vanadium | **40** | | mg/Kg | 2.0 | | 0.98 | 329964 | 01/07/24 | 01/09/24 | DXC |
| Zinc | **57** | | mg/Kg | 4.9 | | 0.98 | 329964 | 01/07/24 | 01/09/24 | DXC |
| Method: EPA 7471A<br>Prep Method: METHOD | | | | | | | | | | |
| Mercury | ND | | mg/Kg | 0.16 | | 1.1 | 330043 | 01/08/24 | 01/09/24 | KAM |
| Method: EPA 8081A<br>Prep Method: EPA 3546 | | | | | | | | | | |
| alpha-BHC | ND | UJ | ug/Kg | 51 | | 10 | 330018 | 01/09/24 | 01/10/24 | MES |
| beta-BHC | ND | | ug/Kg | 51 | | 10 | 330018 | 01/09/24 | 01/10/24 | MES |
| gamma-BHC | ND | | ug/Kg | 51 | | 10 | 330018 | 01/09/24 | 01/10/24 | MES |
| delta-BHC | ND | | ug/Kg | 51 | | 10 | 330018 | 01/09/24 | 01/10/24 | MES |
| Heptachlor | ND | | ug/Kg | 51 | | 10 | 330018 | 01/09/24 | 01/10/24 | MES |
| Aldrin | ND | | ug/Kg | 51 | | 10 | 330018 | 01/09/24 | 01/10/24 | MES |
| Heptachlor epoxide | ND | | ug/Kg | 51 | | 10 | 330018 | 01/09/24 | 01/10/24 | MES |
| Endosulfan I | ND | | ug/Kg | 51 | | 10 | 330018 | 01/09/24 | 01/10/24 | MES |
| Dieldrin | ND | | ug/Kg | 51 | | 10 | 330018 | 01/09/24 | 01/10/24 | MES |
| 4,4'-DDE | ND | | ug/Kg | 51 | | 10 | 330018 | 01/09/24 | 01/10/24 | MES |
| Endrin | ND | | ug/Kg | 51 | | 10 | 330018 | 01/09/24 | 01/10/24 | MES |
| Endosulfan II | ND | | ug/Kg | 51 | | 10 | 330018 | 01/09/24 | 01/10/24 | MES |
| Endosulfan sulfate | ND | | ug/Kg | 51 | | 10 | 330018 | 01/09/24 | 01/10/24 | MES |
| 4,4'-DDD | ND | | ug/Kg | 51 | | 10 | 330018 | 01/09/24 | 01/10/24 | MES |
| Endrin aldehyde | ND | | ug/Kg | 51 | | 10 | 330018 | 01/09/24 | 01/10/24 | MES |
| Endrin ketone | ND | | ug/Kg | 51 | | 10 | 330018 | 01/09/24 | 01/10/24 | MES |
| 4,4'-DDT | ND | | ug/Kg | 51 | | 10 | 330018 | 01/09/24 | 01/10/24 | MES |
| Methoxychlor | ND | | ug/Kg | 100 | | 10 | 330018 | 01/09/24 | 01/10/24 | MES |
| Toxaphene | ND | | ug/Kg | 1,000 | | 10 | 330018 | 01/09/24 | 01/10/24 | MES |
| Chlordane (Technical) | ND | | ug/Kg | 510 | | 10 | 330018 | 01/09/24 | 01/10/24 | MES |
| **Surrogates** | | | | **Limits** | | | | | | |
| TCMX | | DO | %REC | 23-120 | | 10 | 330018 | 01/09/24 | 01/10/24 | MES |
| Decachlorobiphenyl | | DO | %REC | 24-120 | | 10 | 330018 | 01/09/24 | 01/10/24 | MES |



Results for any subcontracted analyses are not included in this section.

ENTHALPY ANALYTICAL

# Analysis Results for 499402

| Sample ID: DUP-2 | Lab ID: 499402-010 | Collected: 01/04/24 |
|---|---|---|
| | Matrix: Soil | |

| 499402-010 Analyte | Result | Qual | Units | RL | MDL | DF | Batch | Prepared | Analyzed | Chemist |
|---|---|---|---|---|---|---|---|---|---|---|
| Method: EPA 6020<br>Prep Method: EPA 3050B | | | | | | | | | | |
| Antimony | ND | | mg/Kg | 0.96 | | 0.96 | 329964 | 01/07/24 | 01/09/24 | DXC |
| Arsenic | **21** | | mg/Kg | 0.96 | | 0.96 | 329964 | 01/07/24 | 01/09/24 | DXC |
| Barium | **190** | | mg/Kg | 0.96 | | 0.96 | 329964 | 01/07/24 | 01/09/24 | DXC |
| Beryllium | ND | | mg/Kg | 0.96 | | 0.96 | 329964 | 01/07/24 | 01/09/24 | DXC |
| Cadmium | ND | | mg/Kg | 0.48 | | 0.96 | 329964 | 01/07/24 | 01/09/24 | DXC |
| Chromium | **65** | | mg/Kg | 0.96 | | 0.96 | 329964 | 01/07/24 | 01/09/24 | DXC |
| Cobalt | **15** | | mg/Kg | 0.96 | | 0.96 | 329964 | 01/07/24 | 01/09/24 | DXC |
| Copper | **36** | | mg/Kg | 0.96 | | 0.96 | 329964 | 01/07/24 | 01/09/24 | DXC |
| Lead | **19** | | mg/Kg | 0.48 | | 0.96 | 329964 | 01/07/24 | 01/09/24 | DXC |
| Molybdenum | ND | | mg/Kg | 0.96 | | 0.96 | 329964 | 01/07/24 | 01/09/24 | DXC |
| Nickel | **92** | | mg/Kg | 0.96 | | 0.96 | 329964 | 01/07/24 | 01/09/24 | DXC |
| Selenium | ND | | mg/Kg | 1.9 | | 0.96 | 329964 | 01/07/24 | 01/09/24 | DXC |
| Silver | ND | | mg/Kg | 0.48 | | 0.96 | 329964 | 01/07/24 | 01/09/24 | DXC |
| Thallium | 0.96UB ~~**0.15**~~ | ~~B,J~~ | mg/Kg | 0.96 | 0.031 | 0.96 | 329964 | 01/07/24 | 01/09/24 | DXC |
| Vanadium | **47** | | mg/Kg | 1.9 | | 0.96 | 329964 | 01/07/24 | 01/09/24 | DXC |
| Zinc | **100** | | mg/Kg | 4.8 | | 0.96 | 329964 | 01/07/24 | 01/09/24 | DXC |
| Method: EPA 7471A<br>Prep Method: METHOD | | | | | | | | | | |
| Mercury | ND | | mg/Kg | 0.15 | | 1.1 | 330043 | 01/08/24 | 01/09/24 | KAM |
| Method: EPA 8081A<br>Prep Method: EPA 3546 | | | | | | | | | | |
| alpha-BHC | ND | | ug/Kg | 5.1 | | 1 | 330018 | 01/09/24 | 01/10/24 | MES |
| beta-BHC | ND | | ug/Kg | 5.1 | | 1 | 330018 | 01/09/24 | 01/10/24 | MES |
| gamma-BHC | **12** | | ug/Kg | 5.1 | | 1 | 330018 | 01/09/24 | 01/10/24 | MES |
| delta-BHC | ND | | ug/Kg | 5.1 | | 1 | 330018 | 01/09/24 | 01/10/24 | MES |
| Heptachlor | ND | | ug/Kg | 5.1 | | 1 | 330018 | 01/09/24 | 01/10/24 | MES |
| Aldrin | ND | | ug/Kg | 5.1 | | 1 | 330018 | 01/09/24 | 01/10/24 | MES |
| Heptachlor epoxide | **9.1** | | ug/Kg | 5.1 | | 1 | 330018 | 01/09/24 | 01/10/24 | MES |
| Endosulfan I | ND | | ug/Kg | 5.1 | | 1 | 330018 | 01/09/24 | 01/10/24 | MES |
| Dieldrin | **6.0** | J ~~C~~ | ug/Kg | 5.1 | | 1 | 330018 | 01/09/24 | 01/10/24 | MES |
| 4,4'-DDE | **120** | | ug/Kg | 5.1 | | 1 | 330018 | 01/09/24 | 01/10/24 | MES |
| Endrin | ND | | ug/Kg | 5.1 | | 1 | 330018 | 01/09/24 | 01/10/24 | MES |
| Endosulfan II | ND | | ug/Kg | 5.1 | | 1 | 330018 | 01/09/24 | 01/10/24 | MES |
| Endosulfan sulfate | ND | | ug/Kg | 5.1 | | 1 | 330018 | 01/09/24 | 01/10/24 | MES |
| 4,4'-DDD | ND | | ug/Kg | 5.1 | | 1 | 330018 | 01/09/24 | 01/10/24 | MES |
| Endrin aldehyde | ND | | ug/Kg | 5.1 | | 1 | 330018 | 01/09/24 | 01/10/24 | MES |
| Endrin ketone | ND | | ug/Kg | 5.1 | | 1 | 330018 | 01/09/24 | 01/10/24 | MES |
| 4,4'-DDT | **48** | | ug/Kg | 5.1 | | 1 | 330018 | 01/09/24 | 01/10/24 | MES |
| Methoxychlor | ND | | ug/Kg | 10 | | 1 | 330018 | 01/09/24 | 01/10/24 | MES |
| Toxaphene | ND | | ug/Kg | 100 | | 1 | 330018 | 01/09/24 | 01/10/24 | MES |
| Chlordane (Technical) | **250** | | ug/Kg | 51 | | 1 | 330018 | 01/09/24 | 01/10/24 | MES |
| **Surrogates** | | | | **Limits** | | | | | | |
| TCMX | 88% | | %REC | 23-120 | | 1 | 330018 | 01/09/24 | 01/10/24 | MES |
| Decachlorobiphenyl | 90% | | %REC | 24-120 | | 1 | 330018 | 01/09/24 | 01/10/24 | MES |



Results for any subcontracted analyses are not included in this section.

ENTHALPY ANALYTICAL

# Analysis Results for 499402

| Sample ID: CB305-1-0.5 | Lab ID: 499402-011 | Collected: 01/04/24 09:25 |
|---|---|---|
| | Matrix: Soil | |

| 499402-011 Analyte | Result | Qual | Units | RL | MDL | DF | Batch | Prepared | Analyzed | Chemist |
|---|---|---|---|---|---|---|---|---|---|---|
| Method: EPA 6020<br>Prep Method: EPA 3050B | | | | | | | | | | |
| Antimony | ND | | mg/Kg | 0.98 | | 0.98 | 329964 | 01/07/24 | 01/09/24 | DXC |
| Arsenic | **6.3** | | mg/Kg | 0.98 | | 0.98 | 329964 | 01/07/24 | 01/09/24 | DXC |
| Barium | **200** | | mg/Kg | 0.98 | | 0.98 | 329964 | 01/07/24 | 01/09/24 | DXC |
| Beryllium | ND | | mg/Kg | 0.98 | | 0.98 | 329964 | 01/07/24 | 01/09/24 | DXC |
| Cadmium | ND | | mg/Kg | 0.49 | | 0.98 | 329964 | 01/07/24 | 01/09/24 | DXC |
| Chromium | **68** | | mg/Kg | 0.98 | | 0.98 | 329964 | 01/07/24 | 01/09/24 | DXC |
| Cobalt | **16** | | mg/Kg | 0.98 | | 0.98 | 329964 | 01/07/24 | 01/09/24 | DXC |
| Copper | **38** | | mg/Kg | 0.98 | | 0.98 | 329964 | 01/07/24 | 01/09/24 | DXC |
| Lead | **12** | | mg/Kg | 0.49 | | 0.98 | 329964 | 01/07/24 | 01/09/24 | DXC |
| Molybdenum | ND | | mg/Kg | 0.98 | | 0.98 | 329964 | 01/07/24 | 01/09/24 | DXC |
| Nickel | **87** | | mg/Kg | 0.98 | | 0.98 | 329964 | 01/07/24 | 01/09/24 | DXC |
| Selenium | ND | | mg/Kg | 2.0 | | 0.98 | 329964 | 01/07/24 | 01/09/24 | DXC |
| Silver | ND | | mg/Kg | 0.49 | | 0.98 | 329964 | 01/07/24 | 01/09/24 | DXC |
| Thallium | **0.25** | ~~B,J~~ | mg/Kg | 0.98 | 0.032 | 0.98 | 329964 | 01/07/24 | 01/09/24 | DXC |
| Vanadium | **60** | | mg/Kg | 2.0 | | 0.98 | 329964 | 01/07/24 | 01/09/24 | DXC |
| Zinc | **91** | | mg/Kg | 4.9 | | 0.98 | 329964 | 01/07/24 | 01/09/24 | DXC |
| Method: EPA 7471A<br>Prep Method: METHOD | | | | | | | | | | |
| Mercury | ND | | mg/Kg | 0.14 | | 1 | 330043 | 01/08/24 | 01/09/24 | KAM |
| Method: EPA 8081A<br>Prep Method: EPA 3546 | | | | | | | | | | |
| alpha-BHC | ND | | ug/Kg | 5.1 | | 1 | 330018 | 01/09/24 | 01/10/24 | MES |
| beta-BHC | ND | | ug/Kg | 5.1 | | 1 | 330018 | 01/09/24 | 01/10/24 | MES |
| gamma-BHC | ND | | ug/Kg | 5.1 | | 1 | 330018 | 01/09/24 | 01/10/24 | MES |
| delta-BHC | ND | | ug/Kg | 5.1 | | 1 | 330018 | 01/09/24 | 01/10/24 | MES |
| Heptachlor | ND | | ug/Kg | 5.1 | | 1 | 330018 | 01/09/24 | 01/10/24 | MES |
| Aldrin | ND | | ug/Kg | 5.1 | | 1 | 330018 | 01/09/24 | 01/10/24 | MES |
| Heptachlor epoxide | ND | | ug/Kg | 5.1 | | 1 | 330018 | 01/09/24 | 01/10/24 | MES |
| Endosulfan I | ND | | ug/Kg | 5.1 | | 1 | 330018 | 01/09/24 | 01/10/24 | MES |
| Dieldrin | ND | | ug/Kg | 5.1 | | 1 | 330018 | 01/09/24 | 01/10/24 | MES |
| 4,4'-DDE | **11** | | ug/Kg | 5.1 | | 1 | 330018 | 01/09/24 | 01/10/24 | MES |
| Endrin | ND | | ug/Kg | 5.1 | | 1 | 330018 | 01/09/24 | 01/10/24 | MES |
| Endosulfan II | ND | | ug/Kg | 5.1 | | 1 | 330018 | 01/09/24 | 01/10/24 | MES |
| Endosulfan sulfate | ND | | ug/Kg | 5.1 | | 1 | 330018 | 01/09/24 | 01/10/24 | MES |
| 4,4'-DDD | ND | | ug/Kg | 5.1 | | 1 | 330018 | 01/09/24 | 01/10/24 | MES |
| Endrin aldehyde | ND | | ug/Kg | 5.1 | | 1 | 330018 | 01/09/24 | 01/10/24 | MES |
| Endrin ketone | ND | | ug/Kg | 5.1 | | 1 | 330018 | 01/09/24 | 01/10/24 | MES |
| 4,4'-DDT | **12** | | ug/Kg | 5.1 | | 1 | 330018 | 01/09/24 | 01/10/24 | MES |
| Methoxychlor | ND | | ug/Kg | 10 | | 1 | 330018 | 01/09/24 | 01/10/24 | MES |
| Toxaphene | ND | | ug/Kg | 100 | | 1 | 330018 | 01/09/24 | 01/10/24 | MES |
| Chlordane (Technical) | ND | | ug/Kg | 51 | | 1 | 330018 | 01/09/24 | 01/10/24 | MES |
| **Surrogates** | | | | **Limits** | | | | | | |
| TCMX | 86% | | %REC | 23-120 | | 1 | 330018 | 01/09/24 | 01/10/24 | MES |
| Decachlorobiphenyl | 99% | | %REC | 24-120 | | 1 | 330018 | 01/09/24 | 01/10/24 | MES |



Results for any subcontracted analyses are not included in this section.

ENTHALPY ANALYTICAL

# Analysis Results for 499402

| Sample ID: CB0305-2-0.5 | Lab ID: 499402-012 | Collected: 01/04/24 09:15 |
|---|---|---|
| | Matrix: Soil | |

| 499402-012 Analyte | Result | Qual | Units | RL | MDL | DF | Batch | Prepared | Analyzed | Chemist |
|---|---|---|---|---|---|---|---|---|---|---|
| Method: EPA 6020<br>Prep Method: EPA 3050B | | | | | | | | | | |
| Antimony | ND | UJ | mg/Kg | 0.97 | | 0.97 | 329961 | 01/07/24 | 01/08/24 | DXC |
| Arsenic | **15** | | mg/Kg | 0.97 | | 0.97 | 329961 | 01/07/24 | 01/08/24 | DXC |
| Barium | **160** | J | mg/Kg | 0.97 | | 0.97 | 329961 | 01/07/24 | 01/08/24 | DXC |
| Beryllium | ND | | mg/Kg | 0.97 | | 0.97 | 329961 | 01/07/24 | 01/08/24 | DXC |
| Cadmium | ND | | mg/Kg | 0.49 | | 0.97 | 329961 | 01/07/24 | 01/08/24 | DXC |
| Chromium | **57** | | mg/Kg | 0.97 | | 0.97 | 329961 | 01/07/24 | 01/08/24 | DXC |
| Cobalt | **14** | | mg/Kg | 0.97 | | 0.97 | 329961 | 01/07/24 | 01/08/24 | DXC |
| Copper | **33** | | mg/Kg | 0.97 | | 0.97 | 329961 | 01/07/24 | 01/08/24 | DXC |
| Lead | **19** | | mg/Kg | 0.49 | | 0.97 | 329961 | 01/07/24 | 01/08/24 | DXC |
| Molybdenum | ND | | mg/Kg | 0.97 | | 0.97 | 329961 | 01/07/24 | 01/08/24 | DXC |
| Nickel | **89** | | mg/Kg | 0.97 | | 0.97 | 329961 | 01/07/24 | 01/08/24 | DXC |
| Selenium | ND | | mg/Kg | 1.9 | | 0.97 | 329961 | 01/07/24 | 01/08/24 | DXC |
| Silver | ND | | mg/Kg | 0.49 | | 0.97 | 329961 | 01/07/24 | 01/08/24 | DXC |
| Thallium | **0.23** | J | mg/Kg | 0.97 | 0.032 | 0.97 | 329961 | 01/07/24 | 01/08/24 | DXC |
| Vanadium | **45** | | mg/Kg | 1.9 | | 0.97 | 329961 | 01/07/24 | 01/08/24 | DXC |
| Zinc | **120** | | mg/Kg | 4.9 | | 0.97 | 329961 | 01/07/24 | 01/08/24 | DXC |
| Method: EPA 7471A<br>Prep Method: METHOD | | | | | | | | | | |
| Mercury | ND | | mg/Kg | 0.14 | | 1 | 330043 | 01/08/24 | 01/09/24 | KAM |
| Method: EPA 8081A<br>Prep Method: EPA 3546 | | | | | | | | | | |
| alpha-BHC | ND | | ug/Kg | 5.1 | | 1 | 330018 | 01/09/24 | 01/10/24 | MES |
| beta-BHC | ND | | ug/Kg | 5.1 | | 1 | 330018 | 01/09/24 | 01/10/24 | MES |
| gamma-BHC | ND | | ug/Kg | 5.1 | | 1 | 330018 | 01/09/24 | 01/10/24 | MES |
| delta-BHC | ND | | ug/Kg | 5.1 | | 1 | 330018 | 01/09/24 | 01/10/24 | MES |
| Heptachlor | ND | | ug/Kg | 5.1 | | 1 | 330018 | 01/09/24 | 01/10/24 | MES |
| Aldrin | ND | | ug/Kg | 5.1 | | 1 | 330018 | 01/09/24 | 01/10/24 | MES |
| Heptachlor epoxide | **7.0** | | ug/Kg | 5.1 | | 1 | 330018 | 01/09/24 | 01/10/24 | MES |
| Endosulfan I | ND | | ug/Kg | 5.1 | | 1 | 330018 | 01/09/24 | 01/10/24 | MES |
| Dieldrin | ND | | ug/Kg | 5.1 | | 1 | 330018 | 01/09/24 | 01/10/24 | MES |
| 4,4'-DDE | **26** | | ug/Kg | 5.1 | | 1 | 330018 | 01/09/24 | 01/10/24 | MES |
| Endrin | ND | | ug/Kg | 5.1 | | 1 | 330018 | 01/09/24 | 01/10/24 | MES |
| Endosulfan II | ND | | ug/Kg | 5.1 | | 1 | 330018 | 01/09/24 | 01/10/24 | MES |
| Endosulfan sulfate | ND | | ug/Kg | 5.1 | | 1 | 330018 | 01/09/24 | 01/10/24 | MES |
| 4,4'-DDD | ND | | ug/Kg | 5.1 | | 1 | 330018 | 01/09/24 | 01/10/24 | MES |
| Endrin aldehyde | ND | | ug/Kg | 5.1 | | 1 | 330018 | 01/09/24 | 01/10/24 | MES |
| Endrin ketone | ND | | ug/Kg | 5.1 | | 1 | 330018 | 01/09/24 | 01/10/24 | MES |
| 4,4'-DDT | **51** | | ug/Kg | 5.1 | | 1 | 330018 | 01/09/24 | 01/10/24 | MES |
| Methoxychlor | ND | | ug/Kg | 10 | | 1 | 330018 | 01/09/24 | 01/10/24 | MES |
| Toxaphene | ND | | ug/Kg | 100 | | 1 | 330018 | 01/09/24 | 01/10/24 | MES |
| Chlordane (Technical) | **370** | | ug/Kg | 51 | | 1 | 330018 | 01/09/24 | 01/10/24 | MES |
| **Surrogates** | | | | **Limits** | | | | | | |
| TCMX | 86% | | %REC | 23-120 | | 1 | 330018 | 01/09/24 | 01/10/24 | MES |
| Decachlorobiphenyl | 90% | | %REC | 24-120 | | 1 | 330018 | 01/09/24 | 01/10/24 | MES |



Results for any subcontracted analyses are not included in this section.

ENTHALPY ANALYTICAL

# Analysis Results for 499402

| Sample ID: CB0305-3-0.5 | Lab ID: 499402-013 | Collected: 01/03/24 11:30 |
|---|---|---|
| | Matrix: Soil | |

| 499402-013 Analyte | Result | Qual | Units | RL | MDL | DF | Batch | Prepared | Analyzed | Chemist |
|---|---|---|---|---|---|---|---|---|---|---|
| Method: EPA 6020<br>Prep Method: EPA 3050B | | | | | | | | | | |
| Antimony | ND | UJ | mg/Kg | 0.98 | | 0.98 | 329961 | 01/07/24 | 01/08/24 | DXC |
| Arsenic | **4.6** | | mg/Kg | 0.98 | | 0.98 | 329961 | 01/07/24 | 01/08/24 | DXC |
| Barium | **140** | J | mg/Kg | 0.98 | | 0.98 | 329961 | 01/07/24 | 01/08/24 | DXC |
| Beryllium | ND | | mg/Kg | 0.98 | | 0.98 | 329961 | 01/07/24 | 01/08/24 | DXC |
| Cadmium | ND | | mg/Kg | 0.49 | | 0.98 | 329961 | 01/07/24 | 01/08/24 | DXC |
| Chromium | **70** | | mg/Kg | 0.98 | | 0.98 | 329961 | 01/07/24 | 01/08/24 | DXC |
| Cobalt | **16** | | mg/Kg | 0.98 | | 0.98 | 329961 | 01/07/24 | 01/08/24 | DXC |
| Copper | **38** | | mg/Kg | 0.98 | | 0.98 | 329961 | 01/07/24 | 01/08/24 | DXC |
| Lead | **7.7** | | mg/Kg | 0.49 | | 0.98 | 329961 | 01/07/24 | 01/08/24 | DXC |
| Molybdenum | ND | | mg/Kg | 0.98 | | 0.98 | 329961 | 01/07/24 | 01/08/24 | DXC |
| Nickel | **73** | | mg/Kg | 0.98 | | 0.98 | 329961 | 01/07/24 | 01/08/24 | DXC |
| Selenium | ND | | mg/Kg | 2.0 | | 0.98 | 329961 | 01/07/24 | 01/08/24 | DXC |
| Silver | ND | | mg/Kg | 0.49 | | 0.98 | 329961 | 01/07/24 | 01/08/24 | DXC |
| Thallium | **0.15** | J | mg/Kg | 0.98 | 0.032 | 0.98 | 329961 | 01/07/24 | 01/08/24 | DXC |
| Vanadium | **77** | | mg/Kg | 2.0 | | 0.98 | 329961 | 01/07/24 | 01/08/24 | DXC |
| Zinc | **60** | | mg/Kg | 4.9 | | 0.98 | 329961 | 01/07/24 | 01/08/24 | DXC |
| Method: EPA 7471A<br>Prep Method: METHOD | | | | | | | | | | |
| Mercury | ND | | mg/Kg | 0.14 | | 1 | 330043 | 01/08/24 | 01/09/24 | KAM |
| Method: EPA 8081A<br>Prep Method: EPA 3546 | | | | | | | | | | |
| alpha-BHC | ND | UJ | ug/Kg | 50 | | 9.9 | 329977 | 01/08/24 | 01/09/24 | TRN |
| beta-BHC | ND | | ug/Kg | 50 | | 9.9 | 329977 | 01/08/24 | 01/09/24 | TRN |
| gamma-BHC | ND | | ug/Kg | 50 | | 9.9 | 329977 | 01/08/24 | 01/09/24 | TRN |
| delta-BHC | ND | | ug/Kg | 50 | | 9.9 | 329977 | 01/08/24 | 01/09/24 | TRN |
| Heptachlor | ND | | ug/Kg | 50 | | 9.9 | 329977 | 01/08/24 | 01/09/24 | TRN |
| Aldrin | ND | | ug/Kg | 50 | | 9.9 | 329977 | 01/08/24 | 01/09/24 | TRN |
| Heptachlor epoxide | ND | | ug/Kg | 50 | | 9.9 | 329977 | 01/08/24 | 01/09/24 | TRN |
| Endosulfan I | ND | | ug/Kg | 50 | | 9.9 | 329977 | 01/08/24 | 01/09/24 | TRN |
| Dieldrin | ND | | ug/Kg | 50 | | 9.9 | 329977 | 01/08/24 | 01/09/24 | TRN |
| 4,4'-DDE | ND | | ug/Kg | 50 | | 9.9 | 329977 | 01/08/24 | 01/09/24 | TRN |
| Endrin | ND | | ug/Kg | 50 | | 9.9 | 329977 | 01/08/24 | 01/09/24 | TRN |
| Endosulfan II | ND | | ug/Kg | 50 | | 9.9 | 329977 | 01/08/24 | 01/09/24 | TRN |
| Endosulfan sulfate | ND | | ug/Kg | 50 | | 9.9 | 329977 | 01/08/24 | 01/09/24 | TRN |
| 4,4'-DDD | ND | | ug/Kg | 50 | | 9.9 | 329977 | 01/08/24 | 01/09/24 | TRN |
| Endrin aldehyde | ND | | ug/Kg | 50 | | 9.9 | 329977 | 01/08/24 | 01/09/24 | TRN |
| Endrin ketone | ND | | ug/Kg | 50 | | 9.9 | 329977 | 01/08/24 | 01/09/24 | TRN |
| 4,4'-DDT | ND | | ug/Kg | 50 | | 9.9 | 329977 | 01/08/24 | 01/09/24 | TRN |
| Methoxychlor | ND | | ug/Kg | 99 | | 9.9 | 329977 | 01/08/24 | 01/09/24 | TRN |
| Toxaphene | ND | | ug/Kg | 990 | | 9.9 | 329977 | 01/08/24 | 01/09/24 | TRN |
| Chlordane (Technical) | ND | | ug/Kg | 500 | | 9.9 | 329977 | 01/08/24 | 01/09/24 | TRN |
| **Surrogates** | | | | **Limits** | | | | | | |
| TCMX | | DO | %REC | 23-120 | | 9.9 | 329977 | 01/08/24 | 01/09/24 | TRN |
| Decachlorobiphenyl | | DO | %REC | 24-120 | | 9.9 | 329977 | 01/08/24 | 01/09/24 | TRN |



Results for any subcontracted analyses are not included in this section.

ENTHALPY ANALYTICAL

# Analysis Results for 499402

| Sample ID: CB0305-4-0.5 | Lab ID: 499402-014 | Collected: 01/03/24 10:20 |
|---|---|---|
| | Matrix: Soil | |

| 499402-014 Analyte | Result | Qual | Units | RL | MDL | DF | Batch | Prepared | Analyzed | Chemist |
|---|---|---|---|---|---|---|---|---|---|---|
| Method: EPA 6020<br>Prep Method: EPA 3050B | | | | | | | | | | |
| Antimony | ND | UJ | mg/Kg | 0.95 | | 0.95 | 329961 | 01/07/24 | 01/08/24 | DXC |
| Arsenic | **5.9** | | mg/Kg | 0.95 | | 0.95 | 329961 | 01/07/24 | 01/08/24 | DXC |
| Barium | **190** | J | mg/Kg | 0.95 | | 0.95 | 329961 | 01/07/24 | 01/08/24 | DXC |
| Beryllium | ND | | mg/Kg | 0.95 | | 0.95 | 329961 | 01/07/24 | 01/08/24 | DXC |
| Cadmium | ND | | mg/Kg | 0.48 | | 0.95 | 329961 | 01/07/24 | 01/08/24 | DXC |
| Chromium | **66** | | mg/Kg | 0.95 | | 0.95 | 329961 | 01/07/24 | 01/08/24 | DXC |
| Cobalt | **17** | | mg/Kg | 0.95 | | 0.95 | 329961 | 01/07/24 | 01/08/24 | DXC |
| Copper | **41** | | mg/Kg | 0.95 | | 0.95 | 329961 | 01/07/24 | 01/08/24 | DXC |
| Lead | **16** | | mg/Kg | 0.48 | | 0.95 | 329961 | 01/07/24 | 01/08/24 | DXC |
| Molybdenum | ND | | mg/Kg | 0.95 | | 0.95 | 329961 | 01/07/24 | 01/08/24 | DXC |
| Nickel | **82** | | mg/Kg | 0.95 | | 0.95 | 329961 | 01/07/24 | 01/08/24 | DXC |
| Selenium | ND | | mg/Kg | 1.9 | | 0.95 | 329961 | 01/07/24 | 01/08/24 | DXC |
| Silver | ND | | mg/Kg | 0.48 | | 0.95 | 329961 | 01/07/24 | 01/08/24 | DXC |
| Thallium | **0.19** | J | mg/Kg | 0.95 | 0.031 | 0.95 | 329961 | 01/07/24 | 01/08/24 | DXC |
| Vanadium | **57** | | mg/Kg | 1.9 | | 0.95 | 329961 | 01/07/24 | 01/08/24 | DXC |
| Zinc | **86** | | mg/Kg | 4.8 | | 0.95 | 329961 | 01/07/24 | 01/08/24 | DXC |
| Method: EPA 7471A<br>Prep Method: METHOD | | | | | | | | | | |
| Mercury | ND | | mg/Kg | 0.15 | | 1.1 | 330080 | 01/09/24 | 01/09/24 | KAM |
| Method: EPA 8081A<br>Prep Method: EPA 3546 | | | | | | | | | | |
| alpha-BHC | ND | UJ | ug/Kg | 51 | | 10 | 329977 | 01/08/24 | 01/09/24 | TRN |
| beta-BHC | ND | | ug/Kg | 51 | | 10 | 329977 | 01/08/24 | 01/09/24 | TRN |
| gamma-BHC | ND | | ug/Kg | 51 | | 10 | 329977 | 01/08/24 | 01/09/24 | TRN |
| delta-BHC | ND | | ug/Kg | 51 | | 10 | 329977 | 01/08/24 | 01/09/24 | TRN |
| Heptachlor | ND | | ug/Kg | 51 | | 10 | 329977 | 01/08/24 | 01/09/24 | TRN |
| Aldrin | ND | | ug/Kg | 51 | | 10 | 329977 | 01/08/24 | 01/09/24 | TRN |
| Heptachlor epoxide | ND | | ug/Kg | 51 | | 10 | 329977 | 01/08/24 | 01/09/24 | TRN |
| Endosulfan I | ND | | ug/Kg | 51 | | 10 | 329977 | 01/08/24 | 01/09/24 | TRN |
| Dieldrin | ND | | ug/Kg | 51 | | 10 | 329977 | 01/08/24 | 01/09/24 | TRN |
| 4,4'-DDE | ND | | ug/Kg | 51 | | 10 | 329977 | 01/08/24 | 01/09/24 | TRN |
| Endrin | ND | | ug/Kg | 51 | | 10 | 329977 | 01/08/24 | 01/09/24 | TRN |
| Endosulfan II | ND | | ug/Kg | 51 | | 10 | 329977 | 01/08/24 | 01/09/24 | TRN |
| Endosulfan sulfate | ND | | ug/Kg | 51 | | 10 | 329977 | 01/08/24 | 01/09/24 | TRN |
| 4,4'-DDD | ND | | ug/Kg | 51 | | 10 | 329977 | 01/08/24 | 01/09/24 | TRN |
| Endrin aldehyde | ND | | ug/Kg | 51 | | 10 | 329977 | 01/08/24 | 01/09/24 | TRN |
| Endrin ketone | ND | | ug/Kg | 51 | | 10 | 329977 | 01/08/24 | 01/09/24 | TRN |
| 4,4'-DDT | ND | | ug/Kg | 51 | | 10 | 329977 | 01/08/24 | 01/09/24 | TRN |
| Methoxychlor | ND | | ug/Kg | 100 | | 10 | 329977 | 01/08/24 | 01/09/24 | TRN |
| Toxaphene | ND | | ug/Kg | 1,000 | | 10 | 329977 | 01/08/24 | 01/09/24 | TRN |
| Chlordane (Technical) | ND | | ug/Kg | 510 | | 10 | 329977 | 01/08/24 | 01/09/24 | TRN |
| **Surrogates** | | | | **Limits** | | | | | | |
| TCMX | | DO | %REC | 23-120 | | 10 | 329977 | 01/08/24 | 01/09/24 | TRN |
| Decachlorobiphenyl | | DO | %REC | 24-120 | | 10 | 329977 | 01/08/24 | 01/09/24 | TRN |



Results for any subcontracted analyses are not included in this section.

ENTHALPY ANALYTICAL

# Analysis Results for 499402

| Sample ID: CB0305-1-2.5 | Lab ID: 499402-015 | Collected: 01/04/24 09:30 |
|---|---|---|
| | Matrix: Soil | |

| 499402-015 Analyte | Result | Qual | Units | RL | MDL | DF | Batch | Prepared | Analyzed | Chemist |
|---|---|---|---|---|---|---|---|---|---|---|
| Method: EPA 8081A<br>Prep Method: EPA 3546 | | | | | | | | | | |
| alpha-BHC | ND | | ug/Kg | 5.0 | | 1 | 330018 | 01/09/24 | 01/10/24 | MES |
| beta-BHC | ND | | ug/Kg | 5.0 | | 1 | 330018 | 01/09/24 | 01/10/24 | MES |
| gamma-BHC | ND | | ug/Kg | 5.0 | | 1 | 330018 | 01/09/24 | 01/10/24 | MES |
| delta-BHC | ND | | ug/Kg | 5.0 | | 1 | 330018 | 01/09/24 | 01/10/24 | MES |
| Heptachlor | ND | | ug/Kg | 5.0 | | 1 | 330018 | 01/09/24 | 01/10/24 | MES |
| Aldrin | ND | | ug/Kg | 5.0 | | 1 | 330018 | 01/09/24 | 01/10/24 | MES |
| Heptachlor epoxide | ND | | ug/Kg | 5.0 | | 1 | 330018 | 01/09/24 | 01/10/24 | MES |
| Endosulfan I | ND | | ug/Kg | 5.0 | | 1 | 330018 | 01/09/24 | 01/10/24 | MES |
| Dieldrin | ND | | ug/Kg | 5.0 | | 1 | 330018 | 01/09/24 | 01/10/24 | MES |
| 4,4'-DDE | ND | | ug/Kg | 5.0 | | 1 | 330018 | 01/09/24 | 01/10/24 | MES |
| Endrin | ND | | ug/Kg | 5.0 | | 1 | 330018 | 01/09/24 | 01/10/24 | MES |
| Endosulfan II | ND | | ug/Kg | 5.0 | | 1 | 330018 | 01/09/24 | 01/10/24 | MES |
| Endosulfan sulfate | ND | | ug/Kg | 5.0 | | 1 | 330018 | 01/09/24 | 01/10/24 | MES |
| 4,4'-DDD | ND | | ug/Kg | 5.0 | | 1 | 330018 | 01/09/24 | 01/10/24 | MES |
| Endrin aldehyde | ND | | ug/Kg | 5.0 | | 1 | 330018 | 01/09/24 | 01/10/24 | MES |
| Endrin ketone | ND | | ug/Kg | 5.0 | | 1 | 330018 | 01/09/24 | 01/10/24 | MES |
| 4,4'-DDT | ND | | ug/Kg | 5.0 | | 1 | 330018 | 01/09/24 | 01/10/24 | MES |
| Methoxychlor | ND | | ug/Kg | 10 | | 1 | 330018 | 01/09/24 | 01/10/24 | MES |
| Toxaphene | ND | | ug/Kg | 100 | | 1 | 330018 | 01/09/24 | 01/10/24 | MES |
| Chlordane (Technical) | ND | | ug/Kg | 50 | | 1 | 330018 | 01/09/24 | 01/10/24 | MES |
| **Surrogates** | | | | **Limits** | | | | | | |
| TCMX | 91% | | %REC | 23-120 | | 1 | 330018 | 01/09/24 | 01/10/24 | MES |
| Decachlorobiphenyl | 92% | | %REC | 24-120 | | 1 | 330018 | 01/09/24 | 01/10/24 | MES |



Results for any subcontracted analyses are not included in this section.

ENTHALPY ANALYTICAL

# Analysis Results for 499402

| Sample ID: CB0305-2-2.5 | Lab ID: 499402-016 | Collected: 01/04/24 09:20 |
|---|---|---|
| | Matrix: Soil | |

| 499402-016 Analyte | Result | Qual | Units | RL | MDL | DF | Batch | Prepared | Analyzed | Chemist |
|---|---|---|---|---|---|---|---|---|---|---|
| Method: EPA 6020<br>Prep Method: EPA 3050B | | | | | | | | | | |
| Antimony | ND | | mg/Kg | 1.0 | | 1 | 330965 | 01/19/24 | 01/22/24 | DXC |
| Arsenic | **5.8** | | mg/Kg | 1.0 | | 1 | 330965 | 01/19/24 | 01/22/24 | DXC |
| Barium | **170** | | mg/Kg | 1.0 | | 1 | 330965 | 01/19/24 | 01/22/24 | DXC |
| Beryllium | ND | | mg/Kg | 1.0 | | 1 | 330965 | 01/19/24 | 01/22/24 | DXC |
| Cadmium | ND | | mg/Kg | 0.50 | | 1 | 330965 | 01/19/24 | 01/22/24 | DXC |
| Chromium | **62** | | mg/Kg | 1.0 | | 1 | 330965 | 01/19/24 | 01/22/24 | DXC |
| Cobalt | **15** | | mg/Kg | 1.0 | | 1 | 330965 | 01/19/24 | 01/22/24 | DXC |
| Copper | **35** | | mg/Kg | 1.0 | | 1 | 330965 | 01/19/24 | 01/22/24 | DXC |
| Lead | **9.4** | | mg/Kg | 0.50 | | 1 | 330965 | 01/19/24 | 01/22/24 | DXC |
| Molybdenum | ND | | mg/Kg | 1.0 | | 1 | 330965 | 01/19/24 | 01/22/24 | DXC |
| Nickel | **82** | | mg/Kg | 1.0 | | 1 | 330965 | 01/19/24 | 01/22/24 | DXC |
| Selenium | ND | | mg/Kg | 2.0 | | 1 | 330965 | 01/19/24 | 01/22/24 | DXC |
| Silver | ND | | mg/Kg | 0.50 | | 1 | 330965 | 01/19/24 | 01/22/24 | DXC |
| Thallium 1.0UB | ~~**0.19**~~ | ~~B,J~~ | mg/Kg | 1.0 | 0.033 | 1 | 330965 | 01/19/24 | 01/22/24 | DXC |
| Vanadium | **52** | | mg/Kg | 2.0 | | 1 | 330965 | 01/19/24 | 01/22/24 | DXC |
| Zinc | **82** | | mg/Kg | 5.0 | | 1 | 330965 | 01/19/24 | 01/22/24 | DXC |
| Method: EPA 7471A<br>Prep Method: METHOD | | | | | | | | | | |
| Mercury | ND | | mg/Kg | 0.16 | | 1.1 | 331139 | 01/23/24 | 01/24/24 | KAM |
| Method: EPA 8081A<br>Prep Method: EPA 3546 | | | | | | | | | | |
| alpha-BHC | ND | | ug/Kg | 5.0 | | 1 | 330018 | 01/09/24 | 01/10/24 | MES |
| beta-BHC | ND | | ug/Kg | 5.0 | | 1 | 330018 | 01/09/24 | 01/10/24 | MES |
| gamma-BHC | ND | | ug/Kg | 5.0 | | 1 | 330018 | 01/09/24 | 01/10/24 | MES |
| delta-BHC | ND | | ug/Kg | 5.0 | | 1 | 330018 | 01/09/24 | 01/10/24 | MES |
| Heptachlor | ND | | ug/Kg | 5.0 | | 1 | 330018 | 01/09/24 | 01/10/24 | MES |
| Aldrin | ND | | ug/Kg | 5.0 | | 1 | 330018 | 01/09/24 | 01/10/24 | MES |
| Heptachlor epoxide | ND | | ug/Kg | 5.0 | | 1 | 330018 | 01/09/24 | 01/10/24 | MES |
| Endosulfan I | ND | | ug/Kg | 5.0 | | 1 | 330018 | 01/09/24 | 01/10/24 | MES |
| Dieldrin | ND | | ug/Kg | 5.0 | | 1 | 330018 | 01/09/24 | 01/10/24 | MES |
| 4,4'-DDE | ND | | ug/Kg | 5.0 | | 1 | 330018 | 01/09/24 | 01/10/24 | MES |
| Endrin | ND | | ug/Kg | 5.0 | | 1 | 330018 | 01/09/24 | 01/10/24 | MES |
| Endosulfan II | ND | | ug/Kg | 5.0 | | 1 | 330018 | 01/09/24 | 01/10/24 | MES |
| Endosulfan sulfate | ND | | ug/Kg | 5.0 | | 1 | 330018 | 01/09/24 | 01/10/24 | MES |
| 4,4'-DDD | ND | | ug/Kg | 5.0 | | 1 | 330018 | 01/09/24 | 01/10/24 | MES |
| Endrin aldehyde | ND | | ug/Kg | 5.0 | | 1 | 330018 | 01/09/24 | 01/10/24 | MES |
| Endrin ketone | ND | | ug/Kg | 5.0 | | 1 | 330018 | 01/09/24 | 01/10/24 | MES |
| 4,4'-DDT | ND | | ug/Kg | 5.0 | | 1 | 330018 | 01/09/24 | 01/10/24 | MES |
| Methoxychlor | ND | | ug/Kg | 10 | | 1 | 330018 | 01/09/24 | 01/10/24 | MES |
| Toxaphene | ND | | ug/Kg | 100 | | 1 | 330018 | 01/09/24 | 01/10/24 | MES |
| Chlordane (Technical) | ND | | ug/Kg | 50 | | 1 | 330018 | 01/09/24 | 01/10/24 | MES |
| **Surrogates** | | | | **Limits** | | | | | | |
| TCMX | 88% | | %REC | 23-120 | | 1 | 330018 | 01/09/24 | 01/10/24 | MES |
| Decachlorobiphenyl | 86% | | %REC | 24-120 | | 1 | 330018 | 01/09/24 | 01/10/24 | MES |



Results for any subcontracted analyses are not included in this section.

ENTHALPY ANALYTICAL

# Analysis Results for 499402

| Sample ID: CB0305-3-2.5 | Lab ID: 499402-017 | Collected: 01/03/24 13:30 |
|---|---|---|
| | Matrix: Soil | |

| 499402-017 Analyte | Result | Qual | Units | RL | MDL | DF | Batch | Prepared | Analyzed | Chemist |
|---|---|---|---|---|---|---|---|---|---|---|
| Method: EPA 8081A<br>Prep Method: EPA 3546 | | | | | | | | | | |
| alpha-BHC | ND | | ug/Kg | 5.0 | | 1 | 329977 | 01/08/24 | 01/09/24 | TRN |
| beta-BHC | ND | | ug/Kg | 5.0 | | 1 | 329977 | 01/08/24 | 01/09/24 | TRN |
| gamma-BHC | ND | | ug/Kg | 5.0 | | 1 | 329977 | 01/08/24 | 01/09/24 | TRN |
| delta-BHC | ND | | ug/Kg | 5.0 | | 1 | 329977 | 01/08/24 | 01/09/24 | TRN |
| Heptachlor | ND | | ug/Kg | 5.0 | | 1 | 329977 | 01/08/24 | 01/09/24 | TRN |
| Aldrin | ND | | ug/Kg | 5.0 | | 1 | 329977 | 01/08/24 | 01/09/24 | TRN |
| Heptachlor epoxide | ND | | ug/Kg | 5.0 | | 1 | 329977 | 01/08/24 | 01/09/24 | TRN |
| Endosulfan I | ND | | ug/Kg | 5.0 | | 1 | 329977 | 01/08/24 | 01/09/24 | TRN |
| Dieldrin | ND | | ug/Kg | 5.0 | | 1 | 329977 | 01/08/24 | 01/09/24 | TRN |
| 4,4'-DDE | ND | | ug/Kg | 5.0 | | 1 | 329977 | 01/08/24 | 01/09/24 | TRN |
| Endrin | ND | | ug/Kg | 5.0 | | 1 | 329977 | 01/08/24 | 01/09/24 | TRN |
| Endosulfan II | ND | | ug/Kg | 5.0 | | 1 | 329977 | 01/08/24 | 01/09/24 | TRN |
| Endosulfan sulfate | ND | | ug/Kg | 5.0 | | 1 | 329977 | 01/08/24 | 01/09/24 | TRN |
| 4,4'-DDD | ND | | ug/Kg | 5.0 | | 1 | 329977 | 01/08/24 | 01/09/24 | TRN |
| Endrin aldehyde | ND | | ug/Kg | 5.0 | | 1 | 329977 | 01/08/24 | 01/09/24 | TRN |
| Endrin ketone | ND | | ug/Kg | 5.0 | | 1 | 329977 | 01/08/24 | 01/09/24 | TRN |
| 4,4'-DDT | **38** | | ug/Kg | 5.0 | | 1 | 329977 | 01/08/24 | 01/09/24 | TRN |
| Methoxychlor | ND | | ug/Kg | 10 | | 1 | 329977 | 01/08/24 | 01/09/24 | TRN |
| Toxaphene | ND | | ug/Kg | 100 | | 1 | 329977 | 01/08/24 | 01/09/24 | TRN |
| Chlordane (Technical) | ND | | ug/Kg | 50 | | 1 | 329977 | 01/08/24 | 01/09/24 | TRN |
| **Surrogates** | | | | **Limits** | | | | | | |
| TCMX | 91% | | %REC | 23-120 | | 1 | 329977 | 01/08/24 | 01/09/24 | TRN |
| Decachlorobiphenyl | 93% | | %REC | 24-120 | | 1 | 329977 | 01/08/24 | 01/09/24 | TRN |



Results for any subcontracted analyses are not included in this section.

ENTHALPY ANALYTICAL

# Analysis Results for 499402

| Sample ID: CB0305-4-2.5 | Lab ID: 499402-018 | Collected: 01/03/24 10:25 |
|---|---|---|
| | Matrix: Soil | |

| 499402-018 Analyte | Result | Qual | Units | RL | MDL | DF | Batch | Prepared | Analyzed | Chemist |
|---|---|---|---|---|---|---|---|---|---|---|
| Method: EPA 8081A<br>Prep Method: EPA 3546 | | | | | | | | | | |
| alpha-BHC | ND | | ug/Kg | 5.1 | | 1 | 329977 | 01/08/24 | 01/09/24 | TRN |
| beta-BHC | ND | | ug/Kg | 5.1 | | 1 | 329977 | 01/08/24 | 01/09/24 | TRN |
| gamma-BHC | ND | | ug/Kg | 5.1 | | 1 | 329977 | 01/08/24 | 01/09/24 | TRN |
| delta-BHC | ND | | ug/Kg | 5.1 | | 1 | 329977 | 01/08/24 | 01/09/24 | TRN |
| Heptachlor | ND | | ug/Kg | 5.1 | | 1 | 329977 | 01/08/24 | 01/09/24 | TRN |
| Aldrin | ND | | ug/Kg | 5.1 | | 1 | 329977 | 01/08/24 | 01/09/24 | TRN |
| Heptachlor epoxide | ND | | ug/Kg | 5.1 | | 1 | 329977 | 01/08/24 | 01/09/24 | TRN |
| Endosulfan I | ND | | ug/Kg | 5.1 | | 1 | 329977 | 01/08/24 | 01/09/24 | TRN |
| Dieldrin | ND | | ug/Kg | 5.1 | | 1 | 329977 | 01/08/24 | 01/09/24 | TRN |
| 4,4'-DDE | ND | | ug/Kg | 5.1 | | 1 | 329977 | 01/08/24 | 01/09/24 | TRN |
| Endrin | ND | | ug/Kg | 5.1 | | 1 | 329977 | 01/08/24 | 01/09/24 | TRN |
| Endosulfan II | ND | | ug/Kg | 5.1 | | 1 | 329977 | 01/08/24 | 01/09/24 | TRN |
| Endosulfan sulfate | ND | | ug/Kg | 5.1 | | 1 | 329977 | 01/08/24 | 01/09/24 | TRN |
| 4,4'-DDD | ND | | ug/Kg | 5.1 | | 1 | 329977 | 01/08/24 | 01/09/24 | TRN |
| Endrin aldehyde | ND | | ug/Kg | 5.1 | | 1 | 329977 | 01/08/24 | 01/09/24 | TRN |
| Endrin ketone | ND | | ug/Kg | 5.1 | | 1 | 329977 | 01/08/24 | 01/09/24 | TRN |
| 4,4'-DDT | **18** | | ug/Kg | 5.1 | | 1 | 329977 | 01/08/24 | 01/09/24 | TRN |
| Methoxychlor | ND | | ug/Kg | 10 | | 1 | 329977 | 01/08/24 | 01/09/24 | TRN |
| Toxaphene | ND | | ug/Kg | 100 | | 1 | 329977 | 01/08/24 | 01/09/24 | TRN |
| Chlordane (Technical) | ND | | ug/Kg | 51 | | 1 | 329977 | 01/08/24 | 01/09/24 | TRN |
| **Surrogates** | | | | **Limits** | | | | | | |
| TCMX | 95% | | %REC | 23-120 | | 1 | 329977 | 01/08/24 | 01/09/24 | TRN |
| Decachlorobiphenyl | 104% | | %REC | 24-120 | | 1 | 329977 | 01/08/24 | 01/09/24 | TRN |



Results for any subcontracted analyses are not included in this section.

ENTHALPY ANALYTICAL

# Analysis Results for 499402

| Sample ID: SD-1-0.5 | Lab ID: 499402-019 | Collected: 01/04/24 07:40 |
|---|---|---|
| | Matrix: Soil | |

| 499402-019 Analyte | Result | Qual | Units | RL | MDL | DF | Batch | Prepared | Analyzed | Chemist |
|---|---|---|---|---|---|---|---|---|---|---|
| Method: EPA 6020<br>Prep Method: EPA 3050B | | | | | | | | | | |
| Antimony | ND | UJ | mg/Kg | 0.97 | | 0.97 | 329961 | 01/07/24 | 01/08/24 | DXC |
| Arsenic | **2.1** | | mg/Kg | 0.97 | | 0.97 | 329961 | 01/07/24 | 01/08/24 | DXC |
| Barium | **130** | J | mg/Kg | 0.97 | | 0.97 | 329961 | 01/07/24 | 01/08/24 | DXC |
| Beryllium | ND | | mg/Kg | 0.97 | | 0.97 | 329961 | 01/07/24 | 01/08/24 | DXC |
| Cadmium | ND | | mg/Kg | 0.49 | | 0.97 | 329961 | 01/07/24 | 01/08/24 | DXC |
| Chromium | **37** | | mg/Kg | 0.97 | | 0.97 | 329961 | 01/07/24 | 01/08/24 | DXC |
| Cobalt | **9.0** | | mg/Kg | 0.97 | | 0.97 | 329961 | 01/07/24 | 01/08/24 | DXC |
| Copper | **32** | | mg/Kg | 0.97 | | 0.97 | 329961 | 01/07/24 | 01/08/24 | DXC |
| Lead | **6.0** | | mg/Kg | 0.49 | | 0.97 | 329961 | 01/07/24 | 01/08/24 | DXC |
| Molybdenum | ND | | mg/Kg | 0.97 | | 0.97 | 329961 | 01/07/24 | 01/08/24 | DXC |
| Nickel | **57** | | mg/Kg | 0.97 | | 0.97 | 329961 | 01/07/24 | 01/08/24 | DXC |
| Selenium | ND | | mg/Kg | 1.9 | | 0.97 | 329961 | 01/07/24 | 01/08/24 | DXC |
| Silver | ND | | mg/Kg | 0.49 | | 0.97 | 329961 | 01/07/24 | 01/08/24 | DXC |
| Thallium | **0.096** | J | mg/Kg | 0.97 | 0.032 | 0.97 | 329961 | 01/07/24 | 01/08/24 | DXC |
| Vanadium | **43** | | mg/Kg | 1.9 | | 0.97 | 329961 | 01/07/24 | 01/08/24 | DXC |
| Zinc | **67** | | mg/Kg | 4.9 | | 0.97 | 329961 | 01/07/24 | 01/08/24 | DXC |
| Method: EPA 7471A<br>Prep Method: METHOD | | | | | | | | | | |
| Mercury | ND | | mg/Kg | 0.15 | | 1.1 | 330080 | 01/09/24 | 01/09/24 | KAM |
| Method: EPA 8081A<br>Prep Method: EPA 3546 | | | | | | | | | | |
| alpha-BHC | ND | UJ | ug/Kg | 49 | | 9.8 | 330018 | 01/09/24 | 01/10/24 | MES |
| beta-BHC | ND | | ug/Kg | 49 | | 9.8 | 330018 | 01/09/24 | 01/10/24 | MES |
| gamma-BHC | ND | | ug/Kg | 49 | | 9.8 | 330018 | 01/09/24 | 01/10/24 | MES |
| delta-BHC | ND | | ug/Kg | 49 | | 9.8 | 330018 | 01/09/24 | 01/10/24 | MES |
| Heptachlor | ND | | ug/Kg | 49 | | 9.8 | 330018 | 01/09/24 | 01/10/24 | MES |
| Aldrin | ND | | ug/Kg | 49 | | 9.8 | 330018 | 01/09/24 | 01/10/24 | MES |
| Heptachlor epoxide | ND | | ug/Kg | 49 | | 9.8 | 330018 | 01/09/24 | 01/10/24 | MES |
| Endosulfan I | ND | | ug/Kg | 49 | | 9.8 | 330018 | 01/09/24 | 01/10/24 | MES |
| Dieldrin | ND | | ug/Kg | 49 | | 9.8 | 330018 | 01/09/24 | 01/10/24 | MES |
| 4,4'-DDE | ND | | ug/Kg | 49 | | 9.8 | 330018 | 01/09/24 | 01/10/24 | MES |
| Endrin | ND | | ug/Kg | 49 | | 9.8 | 330018 | 01/09/24 | 01/10/24 | MES |
| Endosulfan II | ND | | ug/Kg | 49 | | 9.8 | 330018 | 01/09/24 | 01/10/24 | MES |
| Endosulfan sulfate | ND | | ug/Kg | 49 | | 9.8 | 330018 | 01/09/24 | 01/10/24 | MES |
| 4,4'-DDD | ND | | ug/Kg | 49 | | 9.8 | 330018 | 01/09/24 | 01/10/24 | MES |
| Endrin aldehyde | ND | | ug/Kg | 49 | | 9.8 | 330018 | 01/09/24 | 01/10/24 | MES |
| Endrin ketone | ND | | ug/Kg | 49 | | 9.8 | 330018 | 01/09/24 | 01/10/24 | MES |
| 4,4'-DDT | ND | | ug/Kg | 49 | | 9.8 | 330018 | 01/09/24 | 01/10/24 | MES |
| Methoxychlor | ND | | ug/Kg | 98 | | 9.8 | 330018 | 01/09/24 | 01/10/24 | MES |
| Toxaphene | ND | | ug/Kg | 980 | | 9.8 | 330018 | 01/09/24 | 01/10/24 | MES |
| Chlordane (Technical) | ND | | ug/Kg | 490 | | 9.8 | 330018 | 01/09/24 | 01/10/24 | MES |
| **Surrogates** | | | | **Limits** | | | | | | |
| TCMX | | DO | %REC | 23-120 | | 9.8 | 330018 | 01/09/24 | 01/10/24 | MES |
| Decachlorobiphenyl | | DO | %REC | 24-120 | | 9.8 | 330018 | 01/09/24 | 01/10/24 | MES |



Results for any subcontracted analyses are not included in this section.

ENTHALPY ANALYTICAL

# Analysis Results for 499402

| Sample ID: SD-1-1.8 | Lab ID: 499402-020 | Collected: 01/04/24 07:45 |
|---|---|---|
| | Matrix: Soil | |

| 499402-020 Analyte | Result | Qual | Units | RL | MDL | DF | Batch | Prepared | Analyzed | Chemist |
|---|---|---|---|---|---|---|---|---|---|---|
| Method: EPA 6020<br>Prep Method: EPA 3050B | | | | | | | | | | |
| Antimony | ND | UJ | mg/Kg | 0.98 | | 0.98 | 329961 | 01/07/24 | 01/08/24 | DXC |
| Arsenic | **4.9** | | mg/Kg | 0.98 | | 0.98 | 329961 | 01/07/24 | 01/08/24 | DXC |
| Barium | **160** | J | mg/Kg | 0.98 | | 0.98 | 329961 | 01/07/24 | 01/08/24 | DXC |
| Beryllium | ND | | mg/Kg | 0.98 | | 0.98 | 329961 | 01/07/24 | 01/08/24 | DXC |
| Cadmium | ND | | mg/Kg | 0.49 | | 0.98 | 329961 | 01/07/24 | 01/08/24 | DXC |
| Chromium | **71** | | mg/Kg | 0.98 | | 0.98 | 329961 | 01/07/24 | 01/08/24 | DXC |
| Cobalt | **17** | | mg/Kg | 0.98 | | 0.98 | 329961 | 01/07/24 | 01/08/24 | DXC |
| Copper | **47** | | mg/Kg | 0.98 | | 0.98 | 329961 | 01/07/24 | 01/08/24 | DXC |
| Lead | **19** | | mg/Kg | 0.49 | | 0.98 | 329961 | 01/07/24 | 01/08/24 | DXC |
| Molybdenum | ND | | mg/Kg | 0.98 | | 0.98 | 329961 | 01/07/24 | 01/08/24 | DXC |
| Nickel | **92** | | mg/Kg | 0.98 | | 0.98 | 329961 | 01/07/24 | 01/08/24 | DXC |
| Selenium | ND | | mg/Kg | 2.0 | | 0.98 | 329961 | 01/07/24 | 01/08/24 | DXC |
| Silver | ND | | mg/Kg | 0.49 | | 0.98 | 329961 | 01/07/24 | 01/08/24 | DXC |
| Thallium | **0.18** | J | mg/Kg | 0.98 | 0.032 | 0.98 | 329961 | 01/07/24 | 01/08/24 | DXC |
| Vanadium | **55** | | mg/Kg | 2.0 | | 0.98 | 329961 | 01/07/24 | 01/08/24 | DXC |
| Zinc | **260** | | mg/Kg | 4.9 | | 0.98 | 329961 | 01/07/24 | 01/08/24 | DXC |
| Method: EPA 7471A<br>Prep Method: METHOD | | | | | | | | | | |
| Mercury | ND | | mg/Kg | 0.17 | | 1.2 | 330080 | 01/09/24 | 01/09/24 | KAM |
| Method: EPA 8081A<br>Prep Method: EPA 3546 | | | | | | | | | | |
| alpha-BHC | ND | UJ | ug/Kg | 51 | | 10 | 330018 | 01/09/24 | 01/10/24 | MES |
| beta-BHC | ND | | ug/Kg | 51 | | 10 | 330018 | 01/09/24 | 01/10/24 | MES |
| gamma-BHC | ND | | ug/Kg | 51 | | 10 | 330018 | 01/09/24 | 01/10/24 | MES |
| delta-BHC | ND | | ug/Kg | 51 | | 10 | 330018 | 01/09/24 | 01/10/24 | MES |
| Heptachlor | ND | | ug/Kg | 51 | | 10 | 330018 | 01/09/24 | 01/10/24 | MES |
| Aldrin | ND | | ug/Kg | 51 | | 10 | 330018 | 01/09/24 | 01/10/24 | MES |
| Heptachlor epoxide | ND | | ug/Kg | 51 | | 10 | 330018 | 01/09/24 | 01/10/24 | MES |
| Endosulfan I | ND | | ug/Kg | 51 | | 10 | 330018 | 01/09/24 | 01/10/24 | MES |
| Dieldrin | ND | | ug/Kg | 51 | | 10 | 330018 | 01/09/24 | 01/10/24 | MES |
| 4,4'-DDE | ND | | ug/Kg | 51 | | 10 | 330018 | 01/09/24 | 01/10/24 | MES |
| Endrin | ND | | ug/Kg | 51 | | 10 | 330018 | 01/09/24 | 01/10/24 | MES |
| Endosulfan II | ND | | ug/Kg | 51 | | 10 | 330018 | 01/09/24 | 01/10/24 | MES |
| Endosulfan sulfate | ND | | ug/Kg | 51 | | 10 | 330018 | 01/09/24 | 01/10/24 | MES |
| 4,4'-DDD | ND | | ug/Kg | 51 | | 10 | 330018 | 01/09/24 | 01/10/24 | MES |
| Endrin aldehyde | ND | | ug/Kg | 51 | | 10 | 330018 | 01/09/24 | 01/10/24 | MES |
| Endrin ketone | ND | | ug/Kg | 51 | | 10 | 330018 | 01/09/24 | 01/10/24 | MES |
| 4,4'-DDT | ND | | ug/Kg | 51 | | 10 | 330018 | 01/09/24 | 01/10/24 | MES |
| Methoxychlor | ND | | ug/Kg | 100 | | 10 | 330018 | 01/09/24 | 01/10/24 | MES |
| Toxaphene | ND | | ug/Kg | 1,000 | | 10 | 330018 | 01/09/24 | 01/10/24 | MES |
| Chlordane (Technical) | ND | | ug/Kg | 510 | | 10 | 330018 | 01/09/24 | 01/10/24 | MES |
| **Surrogates** | | | | **Limits** | | | | | | |
| TCMX | | DO | %REC | 23-120 | | 10 | 330018 | 01/09/24 | 01/10/24 | MES |
| Decachlorobiphenyl | | DO | %REC | 24-120 | | 10 | 330018 | 01/09/24 | 01/10/24 | MES |



Results for any subcontracted analyses are not included in this section.

ENTHALPY ANALYTICAL

# Analysis Results for 499402

| Sample ID: CB0607-1-0.5 | Lab ID: 499402-021 | Collected: 01/04/24 10:05 |
|---|---|---|
| | Matrix: Soil | |

| 499402-021 Analyte | Result | Qual | Units | RL | MDL | DF | Batch | Prepared | Analyzed | Chemist |
|---|---|---|---|---|---|---|---|---|---|---|
| Method: EPA 6020<br>Prep Method: EPA 3050B | | | | | | | | | | |
| Antimony | ND | UJ | mg/Kg | 0.98 | | 0.98 | 329961 | 01/07/24 | 01/08/24 | DXC |
| Arsenic | **4.4** | | mg/Kg | 0.98 | | 0.98 | 329961 | 01/07/24 | 01/08/24 | DXC |
| Barium | **180** | J | mg/Kg | 0.98 | | 0.98 | 329961 | 01/07/24 | 01/08/24 | DXC |
| Beryllium | ND | | mg/Kg | 0.98 | | 0.98 | 329961 | 01/07/24 | 01/08/24 | DXC |
| Cadmium | ND | | mg/Kg | 0.49 | | 0.98 | 329961 | 01/07/24 | 01/08/24 | DXC |
| Chromium | **65** | | mg/Kg | 0.98 | | 0.98 | 329961 | 01/07/24 | 01/08/24 | DXC |
| Cobalt | **18** | | mg/Kg | 0.98 | | 0.98 | 329961 | 01/07/24 | 01/08/24 | DXC |
| Copper | **42** | | mg/Kg | 0.98 | | 0.98 | 329961 | 01/07/24 | 01/08/24 | DXC |
| Lead | **7.4** | | mg/Kg | 0.49 | | 0.98 | 329961 | 01/07/24 | 01/08/24 | DXC |
| Molybdenum | ND | | mg/Kg | 0.98 | | 0.98 | 329961 | 01/07/24 | 01/08/24 | DXC |
| Nickel | **70** | | mg/Kg | 0.98 | | 0.98 | 329961 | 01/07/24 | 01/08/24 | DXC |
| Selenium | ND | | mg/Kg | 2.0 | | 0.98 | 329961 | 01/07/24 | 01/08/24 | DXC |
| Silver | ND | | mg/Kg | 0.49 | | 0.98 | 329961 | 01/07/24 | 01/08/24 | DXC |
| Thallium | **0.11** | J | mg/Kg | 0.98 | 0.032 | 0.98 | 329961 | 01/07/24 | 01/08/24 | DXC |
| Vanadium | **71** | | mg/Kg | 2.0 | | 0.98 | 329961 | 01/07/24 | 01/08/24 | DXC |
| Zinc | **62** | | mg/Kg | 4.9 | | 0.98 | 329961 | 01/07/24 | 01/08/24 | DXC |
| Method: EPA 7471A<br>Prep Method: METHOD | | | | | | | | | | |
| Mercury | ND | | mg/Kg | 0.14 | | 1 | 330080 | 01/09/24 | 01/09/24 | KAM |
| Method: EPA 8081A<br>Prep Method: EPA 3546 | | | | | | | | | | |
| alpha-BHC | ND | | ug/Kg | 5.1 | | 1 | 330018 | 01/09/24 | 01/10/24 | MES |
| beta-BHC | ND | | ug/Kg | 5.1 | | 1 | 330018 | 01/09/24 | 01/10/24 | MES |
| gamma-BHC | ND | | ug/Kg | 5.1 | | 1 | 330018 | 01/09/24 | 01/10/24 | MES |
| delta-BHC | ND | | ug/Kg | 5.1 | | 1 | 330018 | 01/09/24 | 01/10/24 | MES |
| Heptachlor | ND | | ug/Kg | 5.1 | | 1 | 330018 | 01/09/24 | 01/10/24 | MES |
| Aldrin | ND | | ug/Kg | 5.1 | | 1 | 330018 | 01/09/24 | 01/10/24 | MES |
| Heptachlor epoxide | ND | | ug/Kg | 5.1 | | 1 | 330018 | 01/09/24 | 01/10/24 | MES |
| Endosulfan I | ND | | ug/Kg | 5.1 | | 1 | 330018 | 01/09/24 | 01/10/24 | MES |
| Dieldrin | ND | | ug/Kg | 5.1 | | 1 | 330018 | 01/09/24 | 01/10/24 | MES |
| 4,4'-DDE | ND | | ug/Kg | 5.1 | | 1 | 330018 | 01/09/24 | 01/10/24 | MES |
| Endrin | ND | | ug/Kg | 5.1 | | 1 | 330018 | 01/09/24 | 01/10/24 | MES |
| Endosulfan II | ND | | ug/Kg | 5.1 | | 1 | 330018 | 01/09/24 | 01/10/24 | MES |
| Endosulfan sulfate | ND | | ug/Kg | 5.1 | | 1 | 330018 | 01/09/24 | 01/10/24 | MES |
| 4,4'-DDD | ND | | ug/Kg | 5.1 | | 1 | 330018 | 01/09/24 | 01/10/24 | MES |
| Endrin aldehyde | ND | | ug/Kg | 5.1 | | 1 | 330018 | 01/09/24 | 01/10/24 | MES |
| Endrin ketone | ND | | ug/Kg | 5.1 | | 1 | 330018 | 01/09/24 | 01/10/24 | MES |
| 4,4'-DDT | ND | | ug/Kg | 5.1 | | 1 | 330018 | 01/09/24 | 01/10/24 | MES |
| Methoxychlor | ND | | ug/Kg | 10 | | 1 | 330018 | 01/09/24 | 01/10/24 | MES |
| Toxaphene | ND | | ug/Kg | 100 | | 1 | 330018 | 01/09/24 | 01/10/24 | MES |
| Chlordane (Technical) | ND | | ug/Kg | 51 | | 1 | 330018 | 01/09/24 | 01/10/24 | MES |
| **Surrogates** | | | | **Limits** | | | | | | |
| TCMX | 83% | | %REC | 23-120 | | 1 | 330018 | 01/09/24 | 01/10/24 | MES |
| Decachlorobiphenyl | 79% | | %REC | 24-120 | | 1 | 330018 | 01/09/24 | 01/10/24 | MES |



Results for any subcontracted analyses are not included in this section.

ENTHALPY ANALYTICAL

# Analysis Results for 499402

| Sample ID: CB0607-2-0.5 | Lab ID: 499402-022 | Collected: 01/03/24 13:50 |
|---|---|---|
| | Matrix: Soil | |

| 499402-022 Analyte | Result | Qual | Units | RL | MDL | DF | Batch | Prepared | Analyzed | Chemist |
|---|---|---|---|---|---|---|---|---|---|---|
| Method: EPA 6020<br>Prep Method: EPA 3050B | | | | | | | | | | |
| Antimony | ND | UJ | mg/Kg | 0.96 | | 0.96 | 329961 | 01/07/24 | 01/08/24 | DXC |
| Arsenic | **5.0** | | mg/Kg | 0.96 | | 0.96 | 329961 | 01/07/24 | 01/08/24 | DXC |
| Barium | **190** | J | mg/Kg | 0.96 | | 0.96 | 329961 | 01/07/24 | 01/08/24 | DXC |
| Beryllium | ND | | mg/Kg | 0.96 | | 0.96 | 329961 | 01/07/24 | 01/08/24 | DXC |
| Cadmium | ND | | mg/Kg | 0.48 | | 0.96 | 329961 | 01/07/24 | 01/08/24 | DXC |
| Chromium | **64** | | mg/Kg | 0.96 | | 0.96 | 329961 | 01/07/24 | 01/08/24 | DXC |
| Cobalt | **16** | | mg/Kg | 0.96 | | 0.96 | 329961 | 01/07/24 | 01/08/24 | DXC |
| Copper | **41** | | mg/Kg | 0.96 | | 0.96 | 329961 | 01/07/24 | 01/08/24 | DXC |
| Lead | **7.6** | | mg/Kg | 0.48 | | 0.96 | 329961 | 01/07/24 | 01/08/24 | DXC |
| Molybdenum | ND | | mg/Kg | 0.96 | | 0.96 | 329961 | 01/07/24 | 01/08/24 | DXC |
| Nickel | **77** | | mg/Kg | 0.96 | | 0.96 | 329961 | 01/07/24 | 01/08/24 | DXC |
| Selenium | ND | | mg/Kg | 1.9 | | 0.96 | 329961 | 01/07/24 | 01/08/24 | DXC |
| Silver | ND | | mg/Kg | 0.48 | | 0.96 | 329961 | 01/07/24 | 01/08/24 | DXC |
| Thallium | **0.10** | J | mg/Kg | 0.96 | 0.031 | 0.96 | 329961 | 01/07/24 | 01/08/24 | DXC |
| Vanadium | **69** | | mg/Kg | 1.9 | | 0.96 | 329961 | 01/07/24 | 01/08/24 | DXC |
| Zinc | **61** | | mg/Kg | 4.8 | | 0.96 | 329961 | 01/07/24 | 01/08/24 | DXC |
| Method: EPA 7471A<br>Prep Method: METHOD | | | | | | | | | | |
| Mercury | ND | | mg/Kg | 0.15 | | 1.1 | 330080 | 01/09/24 | 01/09/24 | KAM |
| Method: EPA 8081A<br>Prep Method: EPA 3546 | | | | | | | | | | |
| alpha-BHC | ND | | ug/Kg | 5.1 | | 1 | 329977 | 01/08/24 | 01/09/24 | TRN |
| beta-BHC | ND | | ug/Kg | 5.1 | | 1 | 329977 | 01/08/24 | 01/09/24 | TRN |
| gamma-BHC | ND | | ug/Kg | 5.1 | | 1 | 329977 | 01/08/24 | 01/09/24 | TRN |
| delta-BHC | ND | | ug/Kg | 5.1 | | 1 | 329977 | 01/08/24 | 01/09/24 | TRN |
| Heptachlor | ND | | ug/Kg | 5.1 | | 1 | 329977 | 01/08/24 | 01/09/24 | TRN |
| Aldrin | ND | | ug/Kg | 5.1 | | 1 | 329977 | 01/08/24 | 01/09/24 | TRN |
| Heptachlor epoxide | ND | | ug/Kg | 5.1 | | 1 | 329977 | 01/08/24 | 01/09/24 | TRN |
| Endosulfan I | ND | | ug/Kg | 5.1 | | 1 | 329977 | 01/08/24 | 01/09/24 | TRN |
| Dieldrin | ND | | ug/Kg | 5.1 | | 1 | 329977 | 01/08/24 | 01/09/24 | TRN |
| 4,4'-DDE | ND | | ug/Kg | 5.1 | | 1 | 329977 | 01/08/24 | 01/09/24 | TRN |
| Endrin | ND | | ug/Kg | 5.1 | | 1 | 329977 | 01/08/24 | 01/09/24 | TRN |
| Endosulfan II | ND | | ug/Kg | 5.1 | | 1 | 329977 | 01/08/24 | 01/09/24 | TRN |
| Endosulfan sulfate | ND | | ug/Kg | 5.1 | | 1 | 329977 | 01/08/24 | 01/09/24 | TRN |
| 4,4'-DDD | ND | | ug/Kg | 5.1 | | 1 | 329977 | 01/08/24 | 01/09/24 | TRN |
| Endrin aldehyde | ND | | ug/Kg | 5.1 | | 1 | 329977 | 01/08/24 | 01/09/24 | TRN |
| Endrin ketone | ND | | ug/Kg | 5.1 | | 1 | 329977 | 01/08/24 | 01/09/24 | TRN |
| 4,4'-DDT | **12** | | ug/Kg | 5.1 | | 1 | 329977 | 01/08/24 | 01/09/24 | TRN |
| Methoxychlor | ND | | ug/Kg | 10 | | 1 | 329977 | 01/08/24 | 01/09/24 | TRN |
| Toxaphene | ND | | ug/Kg | 100 | | 1 | 329977 | 01/08/24 | 01/09/24 | TRN |
| Chlordane (Technical) | ND | | ug/Kg | 51 | | 1 | 329977 | 01/08/24 | 01/09/24 | TRN |
| **Surrogates** | | | | **Limits** | | | | | | |
| TCMX | 92% | | %REC | 23-120 | | 1 | 329977 | 01/08/24 | 01/09/24 | TRN |
| Decachlorobiphenyl | 90% | | %REC | 24-120 | | 1 | 329977 | 01/08/24 | 01/09/24 | TRN |



Results for any subcontracted analyses are not included in this section.

ENTHALPY ANALYTICAL

# Analysis Results for 499402

| Sample ID: CB0607-3-0.5 | Lab ID: 499402-023 | Collected: 01/04/24 10:15 |
|---|---|---|
| | Matrix: Soil | |

| 499402-023 Analyte | Result | Qual | Units | RL | MDL | DF | Batch | Prepared | Analyzed | Chemist |
|---|---|---|---|---|---|---|---|---|---|---|
| Method: EPA 6020<br>Prep Method: EPA 3050B | | | | | | | | | | |
| Antimony | ND | UJ | mg/Kg | 0.95 | | 0.95 | 329961 | 01/07/24 | 01/08/24 | DXC |
| Arsenic | **9.9** | | mg/Kg | 0.95 | | 0.95 | 329961 | 01/07/24 | 01/08/24 | DXC |
| Barium | **160** | J | mg/Kg | 0.95 | | 0.95 | 329961 | 01/07/24 | 01/08/24 | DXC |
| Beryllium | ND | | mg/Kg | 0.95 | | 0.95 | 329961 | 01/07/24 | 01/08/24 | DXC |
| Cadmium | ND | | mg/Kg | 0.48 | | 0.95 | 329961 | 01/07/24 | 01/08/24 | DXC |
| Chromium | **56** | | mg/Kg | 0.95 | | 0.95 | 329961 | 01/07/24 | 01/08/24 | DXC |
| Cobalt | **13** | | mg/Kg | 0.95 | | 0.95 | 329961 | 01/07/24 | 01/08/24 | DXC |
| Copper | **32** | | mg/Kg | 0.95 | | 0.95 | 329961 | 01/07/24 | 01/08/24 | DXC |
| Lead | **22** | | mg/Kg | 0.48 | | 0.95 | 329961 | 01/07/24 | 01/08/24 | DXC |
| Molybdenum | ND | | mg/Kg | 0.95 | | 0.95 | 329961 | 01/07/24 | 01/08/24 | DXC |
| Nickel | **82** | | mg/Kg | 0.95 | | 0.95 | 329961 | 01/07/24 | 01/08/24 | DXC |
| Selenium | ND | | mg/Kg | 1.9 | | 0.95 | 329961 | 01/07/24 | 01/08/24 | DXC |
| Silver | ND | | mg/Kg | 0.48 | | 0.95 | 329961 | 01/07/24 | 01/08/24 | DXC |
| Thallium | **0.13** | J | mg/Kg | 0.95 | 0.031 | 0.95 | 329961 | 01/07/24 | 01/08/24 | DXC |
| Vanadium | **45** | | mg/Kg | 1.9 | | 0.95 | 329961 | 01/07/24 | 01/08/24 | DXC |
| Zinc | **170** | | mg/Kg | 4.8 | | 0.95 | 329961 | 01/07/24 | 01/08/24 | DXC |
| Method: EPA 7471A<br>Prep Method: METHOD | | | | | | | | | | |
| Mercury | ND | | mg/Kg | 0.15 | | 1.1 | 330080 | 01/09/24 | 01/09/24 | KAM |
| Method: EPA 8081A<br>Prep Method: EPA 3546 | | | | | | | | | | |
| alpha-BHC | ND | | ug/Kg | 5.1 | | 1 | 330018 | 01/09/24 | 01/10/24 | MES |
| beta-BHC | ND | | ug/Kg | 5.1 | | 1 | 330018 | 01/09/24 | 01/10/24 | MES |
| gamma-BHC | ND | | ug/Kg | 5.1 | | 1 | 330018 | 01/09/24 | 01/10/24 | MES |
| delta-BHC | ND | | ug/Kg | 5.1 | | 1 | 330018 | 01/09/24 | 01/10/24 | MES |
| Heptachlor | ND | | ug/Kg | 5.1 | | 1 | 330018 | 01/09/24 | 01/10/24 | MES |
| Aldrin | ND | | ug/Kg | 5.1 | | 1 | 330018 | 01/09/24 | 01/10/24 | MES |
| Heptachlor epoxide | **7.6** | | ug/Kg | 5.1 | | 1 | 330018 | 01/09/24 | 01/10/24 | MES |
| Endosulfan I | ND | | ug/Kg | 5.1 | | 1 | 330018 | 01/09/24 | 01/10/24 | MES |
| Dieldrin | ND | | ug/Kg | 5.1 | | 1 | 330018 | 01/09/24 | 01/10/24 | MES |
| 4,4'-DDE | **24** | | ug/Kg | 5.1 | | 1 | 330018 | 01/09/24 | 01/10/24 | MES |
| Endrin | ND | | ug/Kg | 5.1 | | 1 | 330018 | 01/09/24 | 01/10/24 | MES |
| Endosulfan II | ND | | ug/Kg | 5.1 | | 1 | 330018 | 01/09/24 | 01/10/24 | MES |
| Endosulfan sulfate | ND | | ug/Kg | 5.1 | | 1 | 330018 | 01/09/24 | 01/10/24 | MES |
| 4,4'-DDD | ND | | ug/Kg | 5.1 | | 1 | 330018 | 01/09/24 | 01/10/24 | MES |
| Endrin aldehyde | ND | | ug/Kg | 5.1 | | 1 | 330018 | 01/09/24 | 01/10/24 | MES |
| Endrin ketone | ND | | ug/Kg | 5.1 | | 1 | 330018 | 01/09/24 | 01/10/24 | MES |
| 4,4'-DDT | **31** | | ug/Kg | 5.1 | | 1 | 330018 | 01/09/24 | 01/10/24 | MES |
| Methoxychlor | ND | | ug/Kg | 10 | | 1 | 330018 | 01/09/24 | 01/10/24 | MES |
| Toxaphene | ND | | ug/Kg | 100 | | 1 | 330018 | 01/09/24 | 01/10/24 | MES |
| Chlordane (Technical) | **360** | | ug/Kg | 51 | | 1 | 330018 | 01/09/24 | 01/10/24 | MES |
| **Surrogates** | | | | **Limits** | | | | | | |
| TCMX | 89% | | %REC | 23-120 | | 1 | 330018 | 01/09/24 | 01/10/24 | MES |
| Decachlorobiphenyl | 97% | | %REC | 24-120 | | 1 | 330018 | 01/09/24 | 01/10/24 | MES |



Results for any subcontracted analyses are not included in this section.

ENTHALPY ANALYTICAL

# Analysis Results for 499402

| Sample ID: CB0607-4-0.5 | Lab ID: 499402-024 | Collected: 01/03/24 14:00 |
|---|---|---|
| | Matrix: Soil | |

| 499402-024 Analyte | Result | Qual | Units | RL | MDL | DF | Batch | Prepared | Analyzed | Chemist |
|---|---|---|---|---|---|---|---|---|---|---|
| Method: EPA 6020<br>Prep Method: EPA 3050B | | | | | | | | | | |
| Antimony | ND | UJ | mg/Kg | 0.96 | | 0.96 | 329961 | 01/07/24 | 01/08/24 | DXC |
| Arsenic | **3.3** | | mg/Kg | 0.96 | | 0.96 | 329961 | 01/07/24 | 01/08/24 | DXC |
| Barium | **150** | J | mg/Kg | 0.96 | | 0.96 | 329961 | 01/07/24 | 01/08/24 | DXC |
| Beryllium | ND | | mg/Kg | 0.96 | | 0.96 | 329961 | 01/07/24 | 01/08/24 | DXC |
| Cadmium | ND | | mg/Kg | 0.48 | | 0.96 | 329961 | 01/07/24 | 01/08/24 | DXC |
| Chromium | **53** | | mg/Kg | 0.96 | | 0.96 | 329961 | 01/07/24 | 01/08/24 | DXC |
| Cobalt | **51** | | mg/Kg | 0.96 | | 0.96 | 329961 | 01/07/24 | 01/08/24 | DXC |
| Copper | **72** | | mg/Kg | 0.96 | | 0.96 | 329961 | 01/07/24 | 01/08/24 | DXC |
| Lead | **5.7** | | mg/Kg | 0.48 | | 0.96 | 329961 | 01/07/24 | 01/08/24 | DXC |
| Molybdenum | ND | | mg/Kg | 0.96 | | 0.96 | 329961 | 01/07/24 | 01/08/24 | DXC |
| Nickel | **63** | | mg/Kg | 0.96 | | 0.96 | 329961 | 01/07/24 | 01/08/24 | DXC |
| Selenium | ND | | mg/Kg | 1.9 | | 0.96 | 329961 | 01/07/24 | 01/08/24 | DXC |
| Silver | ND | | mg/Kg | 0.48 | | 0.96 | 329961 | 01/07/24 | 01/08/24 | DXC |
| Thallium | **0.078** | J | mg/Kg | 0.96 | 0.031 | 0.96 | 329961 | 01/07/24 | 01/08/24 | DXC |
| Vanadium | **56** | | mg/Kg | 1.9 | | 0.96 | 329961 | 01/07/24 | 01/08/24 | DXC |
| Zinc | **55** | | mg/Kg | 4.8 | | 0.96 | 329961 | 01/07/24 | 01/08/24 | DXC |
| Method: EPA 7471A<br>Prep Method: METHOD | | | | | | | | | | |
| Mercury | ND | | mg/Kg | 0.16 | | 1.1 | 330080 | 01/09/24 | 01/09/24 | KAM |
| Method: EPA 8081A<br>Prep Method: EPA 3546 | | | | | | | | | | |
| alpha-BHC | ND | | ug/Kg | 5.0 | | 1 | 329977 | 01/08/24 | 01/09/24 | TRN |
| beta-BHC | ND | | ug/Kg | 5.0 | | 1 | 329977 | 01/08/24 | 01/09/24 | TRN |
| gamma-BHC | ND | | ug/Kg | 5.0 | | 1 | 329977 | 01/08/24 | 01/09/24 | TRN |
| delta-BHC | ND | | ug/Kg | 5.0 | | 1 | 329977 | 01/08/24 | 01/09/24 | TRN |
| Heptachlor | ND | | ug/Kg | 5.0 | | 1 | 329977 | 01/08/24 | 01/09/24 | TRN |
| Aldrin | ND | | ug/Kg | 5.0 | | 1 | 329977 | 01/08/24 | 01/09/24 | TRN |
| Heptachlor epoxide | ND | | ug/Kg | 5.0 | | 1 | 329977 | 01/08/24 | 01/09/24 | TRN |
| Endosulfan I | ND | | ug/Kg | 5.0 | | 1 | 329977 | 01/08/24 | 01/09/24 | TRN |
| Dieldrin | ND | | ug/Kg | 5.0 | | 1 | 329977 | 01/08/24 | 01/09/24 | TRN |
| 4,4'-DDE | ND | | ug/Kg | 5.0 | | 1 | 329977 | 01/08/24 | 01/09/24 | TRN |
| Endrin | ND | | ug/Kg | 5.0 | | 1 | 329977 | 01/08/24 | 01/09/24 | TRN |
| Endosulfan II | ND | | ug/Kg | 5.0 | | 1 | 329977 | 01/08/24 | 01/09/24 | TRN |
| Endosulfan sulfate | ND | | ug/Kg | 5.0 | | 1 | 329977 | 01/08/24 | 01/09/24 | TRN |
| 4,4'-DDD | ND | | ug/Kg | 5.0 | | 1 | 329977 | 01/08/24 | 01/09/24 | TRN |
| Endrin aldehyde | ND | | ug/Kg | 5.0 | | 1 | 329977 | 01/08/24 | 01/09/24 | TRN |
| Endrin ketone | ND | | ug/Kg | 5.0 | | 1 | 329977 | 01/08/24 | 01/09/24 | TRN |
| 4,4'-DDT | ND | | ug/Kg | 5.0 | | 1 | 329977 | 01/08/24 | 01/09/24 | TRN |
| Methoxychlor | ND | | ug/Kg | 10 | | 1 | 329977 | 01/08/24 | 01/09/24 | TRN |
| Toxaphene | ND | | ug/Kg | 100 | | 1 | 329977 | 01/08/24 | 01/09/24 | TRN |
| Chlordane (Technical) | ND | | ug/Kg | 50 | | 1 | 329977 | 01/08/24 | 01/09/24 | TRN |
| **Surrogates** | | | | **Limits** | | | | | | |
| TCMX | 90% | | %REC | 23-120 | | 1 | 329977 | 01/08/24 | 01/09/24 | TRN |
| Decachlorobiphenyl | 87% | | %REC | 24-120 | | 1 | 329977 | 01/08/24 | 01/09/24 | TRN |



Results for any subcontracted analyses are not included in this section.

ENTHALPY ANALYTICAL

# Analysis Results for 499402

| Sample ID: CB0607-1-2.5 | Lab ID: 499402-025 | Collected: 01/04/24 10:10 |
|---|---|---|
| | Matrix: Soil | |

| 499402-025 Analyte | Result | Qual | Units | RL | MDL | DF | Batch | Prepared | Analyzed | Chemist |
|---|---|---|---|---|---|---|---|---|---|---|
| Method: EPA 8081A<br>Prep Method: EPA 3546 | | | | | | | | | | |
| alpha-BHC | ND | | ug/Kg | 4.9 | | 0.98 | 329965 | 01/07/24 | 01/08/24 | TRN |
| beta-BHC | ND | | ug/Kg | 4.9 | | 0.98 | 329965 | 01/07/24 | 01/08/24 | TRN |
| gamma-BHC | ND | | ug/Kg | 4.9 | | 0.98 | 329965 | 01/07/24 | 01/08/24 | TRN |
| delta-BHC | ND | | ug/Kg | 4.9 | | 0.98 | 329965 | 01/07/24 | 01/08/24 | TRN |
| Heptachlor | ND | | ug/Kg | 4.9 | | 0.98 | 329965 | 01/07/24 | 01/08/24 | TRN |
| Aldrin | ND | | ug/Kg | 4.9 | | 0.98 | 329965 | 01/07/24 | 01/08/24 | TRN |
| Heptachlor epoxide | ND | | ug/Kg | 4.9 | | 0.98 | 329965 | 01/07/24 | 01/08/24 | TRN |
| Endosulfan I | ND | | ug/Kg | 4.9 | | 0.98 | 329965 | 01/07/24 | 01/08/24 | TRN |
| Dieldrin | ND | | ug/Kg | 4.9 | | 0.98 | 329965 | 01/07/24 | 01/08/24 | TRN |
| 4,4'-DDE | ND | | ug/Kg | 4.9 | | 0.98 | 329965 | 01/07/24 | 01/08/24 | TRN |
| Endrin | ND | | ug/Kg | 4.9 | | 0.98 | 329965 | 01/07/24 | 01/08/24 | TRN |
| Endosulfan II | ND | | ug/Kg | 4.9 | | 0.98 | 329965 | 01/07/24 | 01/08/24 | TRN |
| Endosulfan sulfate | ND | | ug/Kg | 4.9 | | 0.98 | 329965 | 01/07/24 | 01/08/24 | TRN |
| 4,4'-DDD | ND | | ug/Kg | 4.9 | | 0.98 | 329965 | 01/07/24 | 01/08/24 | TRN |
| Endrin aldehyde | ND | | ug/Kg | 4.9 | | 0.98 | 329965 | 01/07/24 | 01/08/24 | TRN |
| Endrin ketone | ND | | ug/Kg | 4.9 | | 0.98 | 329965 | 01/07/24 | 01/08/24 | TRN |
| 4,4'-DDT | ND | | ug/Kg | 4.9 | | 0.98 | 329965 | 01/07/24 | 01/08/24 | TRN |
| Methoxychlor | ND | | ug/Kg | 9.8 | | 0.98 | 329965 | 01/07/24 | 01/08/24 | TRN |
| Toxaphene | ND | | ug/Kg | 98 | | 0.98 | 329965 | 01/07/24 | 01/08/24 | TRN |
| Chlordane (Technical) | ND | | ug/Kg | 49 | | 0.98 | 329965 | 01/07/24 | 01/08/24 | TRN |
| **Surrogates** | | | | **Limits** | | | | | | |
| TCMX | 55% | | %REC | 23-120 | | 0.98 | 329965 | 01/07/24 | 01/08/24 | TRN |
| Decachlorobiphenyl | 52% | | %REC | 24-120 | | 0.98 | 329965 | 01/07/24 | 01/08/24 | TRN |



Results for any subcontracted analyses are not included in this section.

ENTHALPY ANALYTICAL

# Analysis Results for 499402

| Sample ID: CB0607-2-2.5 | Lab ID: 499402-026 | Collected: 01/03/24 13:55 |
|---|---|---|
| | Matrix: Soil | |

| 499402-026 Analyte | Result | Qual | Units | RL | MDL | DF | Batch | Prepared | Analyzed | Chemist |
|---|---|---|---|---|---|---|---|---|---|---|
| Method: EPA 8081A<br>Prep Method: EPA 3546 | | | | | | | | | | |
| alpha-BHC | ND | | ug/Kg | 5.0 | | 0.99 | 329965 | 01/07/24 | 01/08/24 | TRN |
| beta-BHC | ND | | ug/Kg | 5.0 | | 0.99 | 329965 | 01/07/24 | 01/08/24 | TRN |
| gamma-BHC | ND | | ug/Kg | 5.0 | | 0.99 | 329965 | 01/07/24 | 01/08/24 | TRN |
| delta-BHC | ND | | ug/Kg | 5.0 | | 0.99 | 329965 | 01/07/24 | 01/08/24 | TRN |
| Heptachlor | ND | | ug/Kg | 5.0 | | 0.99 | 329965 | 01/07/24 | 01/08/24 | TRN |
| Aldrin | ND | | ug/Kg | 5.0 | | 0.99 | 329965 | 01/07/24 | 01/08/24 | TRN |
| Heptachlor epoxide | ND | | ug/Kg | 5.0 | | 0.99 | 329965 | 01/07/24 | 01/08/24 | TRN |
| Endosulfan I | ND | | ug/Kg | 5.0 | | 0.99 | 329965 | 01/07/24 | 01/08/24 | TRN |
| Dieldrin | ND | | ug/Kg | 5.0 | | 0.99 | 329965 | 01/07/24 | 01/08/24 | TRN |
| 4,4'-DDE | ND | | ug/Kg | 5.0 | | 0.99 | 329965 | 01/07/24 | 01/08/24 | TRN |
| Endrin | ND | | ug/Kg | 5.0 | | 0.99 | 329965 | 01/07/24 | 01/08/24 | TRN |
| Endosulfan II | ND | | ug/Kg | 5.0 | | 0.99 | 329965 | 01/07/24 | 01/08/24 | TRN |
| Endosulfan sulfate | ND | | ug/Kg | 5.0 | | 0.99 | 329965 | 01/07/24 | 01/08/24 | TRN |
| 4,4'-DDD | ND | | ug/Kg | 5.0 | | 0.99 | 329965 | 01/07/24 | 01/08/24 | TRN |
| Endrin aldehyde | ND | | ug/Kg | 5.0 | | 0.99 | 329965 | 01/07/24 | 01/08/24 | TRN |
| Endrin ketone | ND | | ug/Kg | 5.0 | | 0.99 | 329965 | 01/07/24 | 01/08/24 | TRN |
| 4,4'-DDT | ND | | ug/Kg | 5.0 | | 0.99 | 329965 | 01/07/24 | 01/08/24 | TRN |
| Methoxychlor | ND | | ug/Kg | 9.9 | | 0.99 | 329965 | 01/07/24 | 01/08/24 | TRN |
| Toxaphene | ND | | ug/Kg | 99 | | 0.99 | 329965 | 01/07/24 | 01/08/24 | TRN |
| Chlordane (Technical) | ND | | ug/Kg | 50 | | 0.99 | 329965 | 01/07/24 | 01/08/24 | TRN |
| **Surrogates** | | | | **Limits** | | | | | | |
| TCMX | 58% | | %REC | 23-120 | | 0.99 | 329965 | 01/07/24 | 01/08/24 | TRN |
| Decachlorobiphenyl | 57% | | %REC | 24-120 | | 0.99 | 329965 | 01/07/24 | 01/08/24 | TRN |



Results for any subcontracted analyses are not included in this section.

# Analysis Results for 499402

| Sample ID: CB0607-3-2.5 | Lab ID: 499402-027 | Collected: 01/04/24 10:20 |
|---|---|---|
| | Matrix: Soil | |

| 499402-027 Analyte | Result | Qual | Units | RL | MDL | DF | Batch | Prepared | Analyzed | Chemist |
|---|---|---|---|---|---|---|---|---|---|---|
| Method: EPA 8081A<br>Prep Method: EPA 3546 | | | | | | | | | | |
| alpha-BHC | ND | | ug/Kg | 5.0 | | 1 | 329965 | 01/07/24 | 01/08/24 | TRN |
| beta-BHC | ND | | ug/Kg | 5.0 | | 1 | 329965 | 01/07/24 | 01/08/24 | TRN |
| gamma-BHC | ND | | ug/Kg | 5.0 | | 1 | 329965 | 01/07/24 | 01/08/24 | TRN |
| delta-BHC | ND | | ug/Kg | 5.0 | | 1 | 329965 | 01/07/24 | 01/08/24 | TRN |
| Heptachlor | ND | | ug/Kg | 5.0 | | 1 | 329965 | 01/07/24 | 01/08/24 | TRN |
| Aldrin | ND | | ug/Kg | 5.0 | | 1 | 329965 | 01/07/24 | 01/08/24 | TRN |
| Heptachlor epoxide | ND | | ug/Kg | 5.0 | | 1 | 329965 | 01/07/24 | 01/08/24 | TRN |
| Endosulfan I | ND | | ug/Kg | 5.0 | | 1 | 329965 | 01/07/24 | 01/08/24 | TRN |
| Dieldrin | ND | | ug/Kg | 5.0 | | 1 | 329965 | 01/07/24 | 01/08/24 | TRN |
| 4,4'-DDE | ND | | ug/Kg | 5.0 | | 1 | 329965 | 01/07/24 | 01/08/24 | TRN |
| Endrin | ND | | ug/Kg | 5.0 | | 1 | 329965 | 01/07/24 | 01/08/24 | TRN |
| Endosulfan II | ND | | ug/Kg | 5.0 | | 1 | 329965 | 01/07/24 | 01/08/24 | TRN |
| Endosulfan sulfate | ND | | ug/Kg | 5.0 | | 1 | 329965 | 01/07/24 | 01/08/24 | TRN |
| 4,4'-DDD | ND | | ug/Kg | 5.0 | | 1 | 329965 | 01/07/24 | 01/08/24 | TRN |
| Endrin aldehyde | ND | | ug/Kg | 5.0 | | 1 | 329965 | 01/07/24 | 01/08/24 | TRN |
| Endrin ketone | ND | | ug/Kg | 5.0 | | 1 | 329965 | 01/07/24 | 01/08/24 | TRN |
| 4,4'-DDT | ND | | ug/Kg | 5.0 | | 1 | 329965 | 01/07/24 | 01/08/24 | TRN |
| Methoxychlor | ND | | ug/Kg | 10 | | 1 | 329965 | 01/07/24 | 01/08/24 | TRN |
| Toxaphene | ND | | ug/Kg | 100 | | 1 | 329965 | 01/07/24 | 01/08/24 | TRN |
| Chlordane (Technical) | ND | | ug/Kg | 50 | | 1 | 329965 | 01/07/24 | 01/08/24 | TRN |
| **Surrogates** | | | | **Limits** | | | | | | |
| TCMX | 61% | | %REC | 23-120 | | 1 | 329965 | 01/07/24 | 01/08/24 | TRN |
| Decachlorobiphenyl | 49% | | %REC | 24-120 | | 1 | 329965 | 01/07/24 | 01/08/24 | TRN |



Results for any subcontracted analyses are not included in this section.

ENTHALPY ANALYTICAL

# Analysis Results for 499402

| Sample ID: CB0607-4-2.5 | Lab ID: 499402-028 | Collected: 01/03/24 14:05 |
|---|---|---|
| | Matrix: Soil | |

| 499402-028 Analyte | Result | Qual | Units | RL | MDL | DF | Batch | Prepared | Analyzed | Chemist |
|---|---|---|---|---|---|---|---|---|---|---|
| Method: EPA 6020<br>Prep Method: EPA 3050B | | | | | | | | | | |
| Antimony | ND | | mg/Kg | 0.97 | | 0.97 | 330965 | 01/19/24 | 01/22/24 | DXC |
| Arsenic | **5.1** | | mg/Kg | 0.97 | | 0.97 | 330965 | 01/19/24 | 01/22/24 | DXC |
| Barium | **160** | | mg/Kg | 0.97 | | 0.97 | 330965 | 01/19/24 | 01/22/24 | DXC |
| Beryllium | ND | | mg/Kg | 0.97 | | 0.97 | 330965 | 01/19/24 | 01/22/24 | DXC |
| Cadmium | ND | | mg/Kg | 0.49 | | 0.97 | 330965 | 01/19/24 | 01/22/24 | DXC |
| Chromium | **64** | | mg/Kg | 0.97 | | 0.97 | 330965 | 01/19/24 | 01/22/24 | DXC |
| Cobalt | **14** | | mg/Kg | 0.97 | | 0.97 | 330965 | 01/19/24 | 01/22/24 | DXC |
| Copper | **34** | | mg/Kg | 0.97 | | 0.97 | 330965 | 01/19/24 | 01/22/24 | DXC |
| Lead | **8.4** | | mg/Kg | 0.49 | | 0.97 | 330965 | 01/19/24 | 01/22/24 | DXC |
| Molybdenum | ND | | mg/Kg | 0.97 | | 0.97 | 330965 | 01/19/24 | 01/22/24 | DXC |
| Nickel | **82** | | mg/Kg | 0.97 | | 0.97 | 330965 | 01/19/24 | 01/22/24 | DXC |
| Selenium | ND | | mg/Kg | 1.9 | | 0.97 | 330965 | 01/19/24 | 01/22/24 | DXC |
| Silver | ND | | mg/Kg | 0.49 | | 0.97 | 330965 | 01/19/24 | 01/22/24 | DXC |
| Thallium 0.97UB | ~~**0.15**~~ | ~~B,J~~ | mg/Kg | 0.97 | 0.032 | 0.97 | 330965 | 01/19/24 | 01/22/24 | DXC |
| Vanadium | **49** | | mg/Kg | 1.9 | | 0.97 | 330965 | 01/19/24 | 01/22/24 | DXC |
| Zinc | **78** | | mg/Kg | 4.9 | | 0.97 | 330965 | 01/19/24 | 01/22/24 | DXC |
| Method: EPA 7471A<br>Prep Method: METHOD | | | | | | | | | | |
| Mercury | ND | | mg/Kg | 0.16 | | 1.1 | 331139 | 01/23/24 | 01/24/24 | KAM |
| Method: EPA 8081A<br>Prep Method: EPA 3546 | | | | | | | | | | |
| alpha-BHC | ND | | ug/Kg | 4.9 | | 0.98 | 329965 | 01/07/24 | 01/08/24 | TRN |
| beta-BHC | ND | | ug/Kg | 4.9 | | 0.98 | 329965 | 01/07/24 | 01/08/24 | TRN |
| gamma-BHC | ND | | ug/Kg | 4.9 | | 0.98 | 329965 | 01/07/24 | 01/08/24 | TRN |
| delta-BHC | ND | | ug/Kg | 4.9 | | 0.98 | 329965 | 01/07/24 | 01/08/24 | TRN |
| Heptachlor | ND | | ug/Kg | 4.9 | | 0.98 | 329965 | 01/07/24 | 01/08/24 | TRN |
| Aldrin | ND | | ug/Kg | 4.9 | | 0.98 | 329965 | 01/07/24 | 01/08/24 | TRN |
| Heptachlor epoxide | ND | | ug/Kg | 4.9 | | 0.98 | 329965 | 01/07/24 | 01/08/24 | TRN |
| Endosulfan I | ND | | ug/Kg | 4.9 | | 0.98 | 329965 | 01/07/24 | 01/08/24 | TRN |
| Dieldrin | ND | | ug/Kg | 4.9 | | 0.98 | 329965 | 01/07/24 | 01/08/24 | TRN |
| 4,4'-DDE | ND | | ug/Kg | 4.9 | | 0.98 | 329965 | 01/07/24 | 01/08/24 | TRN |
| Endrin | ND | | ug/Kg | 4.9 | | 0.98 | 329965 | 01/07/24 | 01/08/24 | TRN |
| Endosulfan II | ND | | ug/Kg | 4.9 | | 0.98 | 329965 | 01/07/24 | 01/08/24 | TRN |
| Endosulfan sulfate | ND | | ug/Kg | 4.9 | | 0.98 | 329965 | 01/07/24 | 01/08/24 | TRN |
| 4,4'-DDD | ND | | ug/Kg | 4.9 | | 0.98 | 329965 | 01/07/24 | 01/08/24 | TRN |
| Endrin aldehyde | ND | | ug/Kg | 4.9 | | 0.98 | 329965 | 01/07/24 | 01/08/24 | TRN |
| Endrin ketone | ND | | ug/Kg | 4.9 | | 0.98 | 329965 | 01/07/24 | 01/08/24 | TRN |
| 4,4'-DDT | ND | | ug/Kg | 4.9 | | 0.98 | 329965 | 01/07/24 | 01/08/24 | TRN |
| Methoxychlor | ND | | ug/Kg | 9.8 | | 0.98 | 329965 | 01/07/24 | 01/08/24 | TRN |
| Toxaphene | ND | | ug/Kg | 98 | | 0.98 | 329965 | 01/07/24 | 01/08/24 | TRN |
| Chlordane (Technical) | ND | | ug/Kg | 49 | | 0.98 | 329965 | 01/07/24 | 01/08/24 | TRN |
| **Surrogates** | | | | **Limits** | | | | | | |
| TCMX | 66% | | %REC | 23-120 | | 0.98 | 329965 | 01/07/24 | 01/08/24 | TRN |
| Decachlorobiphenyl | 56% | | %REC | 24-120 | | 0.98 | 329965 | 01/07/24 | 01/08/24 | TRN |



Results for any subcontracted analyses are not included in this section.

ENTHALPY ANALYTICAL

# Analysis Results for 499402

| Sample ID: CB0810-1-0.5 | Lab ID: 499402-029 | Collected: 01/04/24 10:30 |
|---|---|---|
| | Matrix: Soil | |

| 499402-029 Analyte | Result | Qual | Units | RL | MDL | DF | Batch | Prepared | Analyzed | Chemist |
|---|---|---|---|---|---|---|---|---|---|---|
| Method: EPA 6020<br>Prep Method: EPA 3050B | | | | | | | | | | |
| Antimony | ND | UJ | mg/Kg | 0.96 | | 0.96 | 329961 | 01/07/24 | 01/08/24 | DXC |
| Arsenic | **6.1** | | mg/Kg | 0.96 | | 0.96 | 329961 | 01/07/24 | 01/08/24 | DXC |
| Barium | **170** | J | mg/Kg | 0.96 | | 0.96 | 329961 | 01/07/24 | 01/08/24 | DXC |
| Beryllium | ND | | mg/Kg | 0.96 | | 0.96 | 329961 | 01/07/24 | 01/08/24 | DXC |
| Cadmium | ND | | mg/Kg | 0.48 | | 0.96 | 329961 | 01/07/24 | 01/08/24 | DXC |
| Chromium | **63** | | mg/Kg | 0.96 | | 0.96 | 329961 | 01/07/24 | 01/08/24 | DXC |
| Cobalt | **15** | | mg/Kg | 0.96 | | 0.96 | 329961 | 01/07/24 | 01/08/24 | DXC |
| Copper | **34** | | mg/Kg | 0.96 | | 0.96 | 329961 | 01/07/24 | 01/08/24 | DXC |
| Lead | **12** | | mg/Kg | 0.48 | | 0.96 | 329961 | 01/07/24 | 01/08/24 | DXC |
| Molybdenum | ND | | mg/Kg | 0.96 | | 0.96 | 329961 | 01/07/24 | 01/08/24 | DXC |
| Nickel | **84** | | mg/Kg | 0.96 | | 0.96 | 329961 | 01/07/24 | 01/08/24 | DXC |
| Selenium | ND | | mg/Kg | 1.9 | | 0.96 | 329961 | 01/07/24 | 01/08/24 | DXC |
| Silver | ND | | mg/Kg | 0.48 | | 0.96 | 329961 | 01/07/24 | 01/08/24 | DXC |
| Thallium | **0.18** | J | mg/Kg | 0.96 | 0.031 | 0.96 | 329961 | 01/07/24 | 01/08/24 | DXC |
| Vanadium | **52** | | mg/Kg | 1.9 | | 0.96 | 329961 | 01/07/24 | 01/08/24 | DXC |
| Zinc | **130** | | mg/Kg | 4.8 | | 0.96 | 329961 | 01/07/24 | 01/08/24 | DXC |
| Method: EPA 7471A<br>Prep Method: METHOD | | | | | | | | | | |
| Mercury | ND | | mg/Kg | 0.15 | | 1.1 | 330080 | 01/09/24 | 01/09/24 | KAM |
| Method: EPA 8081A<br>Prep Method: EPA 3546 | | | | | | | | | | |
| alpha-BHC | ND | | ug/Kg | 4.9 | | 0.98 | 329965 | 01/07/24 | 01/08/24 | TRN |
| beta-BHC | ND | | ug/Kg | 4.9 | | 0.98 | 329965 | 01/07/24 | 01/08/24 | TRN |
| gamma-BHC | ND | | ug/Kg | 4.9 | | 0.98 | 329965 | 01/07/24 | 01/08/24 | TRN |
| delta-BHC | ND | | ug/Kg | 4.9 | | 0.98 | 329965 | 01/07/24 | 01/08/24 | TRN |
| Heptachlor | ND | | ug/Kg | 4.9 | | 0.98 | 329965 | 01/07/24 | 01/08/24 | TRN |
| Aldrin | ND | | ug/Kg | 4.9 | | 0.98 | 329965 | 01/07/24 | 01/08/24 | TRN |
| Heptachlor epoxide | ND | | ug/Kg | 4.9 | | 0.98 | 329965 | 01/07/24 | 01/08/24 | TRN |
| Endosulfan I | ND | | ug/Kg | 4.9 | | 0.98 | 329965 | 01/07/24 | 01/08/24 | TRN |
| Dieldrin | ND | | ug/Kg | 4.9 | | 0.98 | 329965 | 01/07/24 | 01/08/24 | TRN |
| 4,4'-DDE | **32** | | ug/Kg | 4.9 | | 0.98 | 329965 | 01/07/24 | 01/08/24 | TRN |
| Endrin | ND | | ug/Kg | 4.9 | | 0.98 | 329965 | 01/07/24 | 01/08/24 | TRN |
| Endosulfan II | ND | | ug/Kg | 4.9 | | 0.98 | 329965 | 01/07/24 | 01/08/24 | TRN |
| Endosulfan sulfate | ND | | ug/Kg | 4.9 | | 0.98 | 329965 | 01/07/24 | 01/08/24 | TRN |
| 4,4'-DDD | ND | | ug/Kg | 4.9 | | 0.98 | 329965 | 01/07/24 | 01/08/24 | TRN |
| Endrin aldehyde | ND | | ug/Kg | 4.9 | | 0.98 | 329965 | 01/07/24 | 01/08/24 | TRN |
| Endrin ketone | ND | | ug/Kg | 4.9 | | 0.98 | 329965 | 01/07/24 | 01/08/24 | TRN |
| 4,4'-DDT | **19** | | ug/Kg | 4.9 | | 0.98 | 329965 | 01/07/24 | 01/08/24 | TRN |
| Methoxychlor | ND | | ug/Kg | 9.8 | | 0.98 | 329965 | 01/07/24 | 01/08/24 | TRN |
| Toxaphene | ND | | ug/Kg | 98 | | 0.98 | 329965 | 01/07/24 | 01/08/24 | TRN |
| Chlordane (Technical) | ND | | ug/Kg | 49 | | 0.98 | 329965 | 01/07/24 | 01/08/24 | TRN |
| **Surrogates** | | | | **Limits** | | | | | | |
| TCMX | 59% | | %REC | 23-120 | | 0.98 | 329965 | 01/07/24 | 01/08/24 | TRN |
| Decachlorobiphenyl | 55% | | %REC | 24-120 | | 0.98 | 329965 | 01/07/24 | 01/08/24 | TRN |



Results for any subcontracted analyses are not included in this section.

ENTHALPY ANALYTICAL

# Analysis Results for 499402

| Sample ID: CB0810-2-0.5 | Lab ID: 499402-030 | Collected: 01/04/24 09:00 |
|---|---|---|
| | Matrix: Soil | |

| 499402-030 Analyte | Result | Qual | Units | RL | MDL | DF | Batch | Prepared | Analyzed | Chemist |
|---|---|---|---|---|---|---|---|---|---|---|
| Method: EPA 6020<br>Prep Method: EPA 3050B | | | | | | | | | | |
| Antimony | ND | UJ | mg/Kg | 0.96 | | 0.96 | 329961 | 01/07/24 | 01/08/24 | DXC |
| Arsenic | **4.8** | | mg/Kg | 0.96 | | 0.96 | 329961 | 01/07/24 | 01/08/24 | DXC |
| Barium | **220** | J | mg/Kg | 0.96 | | 0.96 | 329961 | 01/07/24 | 01/08/24 | DXC |
| Beryllium | ND | | mg/Kg | 0.96 | | 0.96 | 329961 | 01/07/24 | 01/08/24 | DXC |
| Cadmium | ND | | mg/Kg | 0.48 | | 0.96 | 329961 | 01/07/24 | 01/08/24 | DXC |
| Chromium | **85** | | mg/Kg | 0.96 | | 0.96 | 329961 | 01/07/24 | 01/08/24 | DXC |
| Cobalt | **32** | | mg/Kg | 0.96 | | 0.96 | 329961 | 01/07/24 | 01/08/24 | DXC |
| Copper | **56** | | mg/Kg | 0.96 | | 0.96 | 329961 | 01/07/24 | 01/08/24 | DXC |
| Lead | **7.3** | | mg/Kg | 0.48 | | 0.96 | 329961 | 01/07/24 | 01/08/24 | DXC |
| Molybdenum | ND | | mg/Kg | 0.96 | | 0.96 | 329961 | 01/07/24 | 01/08/24 | DXC |
| Nickel | **75** | | mg/Kg | 0.96 | | 0.96 | 329961 | 01/07/24 | 01/08/24 | DXC |
| Selenium | ND | | mg/Kg | 1.9 | | 0.96 | 329961 | 01/07/24 | 01/08/24 | DXC |
| Silver | ND | | mg/Kg | 0.48 | | 0.96 | 329961 | 01/07/24 | 01/08/24 | DXC |
| Thallium | **0.080** | J | mg/Kg | 0.96 | 0.031 | 0.96 | 329961 | 01/07/24 | 01/08/24 | DXC |
| Vanadium | **79** | | mg/Kg | 1.9 | | 0.96 | 329961 | 01/07/24 | 01/08/24 | DXC |
| Zinc | **69** | | mg/Kg | 4.8 | | 0.96 | 329961 | 01/07/24 | 01/08/24 | DXC |
| Method: EPA 7471A<br>Prep Method: METHOD | | | | | | | | | | |
| Mercury | ND | | mg/Kg | 0.15 | | 1.1 | 330080 | 01/09/24 | 01/09/24 | KAM |
| Method: EPA 8081A<br>Prep Method: EPA 3546 | | | | | | | | | | |
| alpha-BHC | ND | | ug/Kg | 4.9 | | 0.98 | 329965 | 01/07/24 | 01/08/24 | TRN |
| beta-BHC | ND | | ug/Kg | 4.9 | | 0.98 | 329965 | 01/07/24 | 01/08/24 | TRN |
| gamma-BHC | ND | | ug/Kg | 4.9 | | 0.98 | 329965 | 01/07/24 | 01/08/24 | TRN |
| delta-BHC | ND | | ug/Kg | 4.9 | | 0.98 | 329965 | 01/07/24 | 01/08/24 | TRN |
| Heptachlor | ND | | ug/Kg | 4.9 | | 0.98 | 329965 | 01/07/24 | 01/08/24 | TRN |
| Aldrin | ND | | ug/Kg | 4.9 | | 0.98 | 329965 | 01/07/24 | 01/08/24 | TRN |
| Heptachlor epoxide | ND | | ug/Kg | 4.9 | | 0.98 | 329965 | 01/07/24 | 01/08/24 | TRN |
| Endosulfan I | ND | | ug/Kg | 4.9 | | 0.98 | 329965 | 01/07/24 | 01/08/24 | TRN |
| Dieldrin | ND | | ug/Kg | 4.9 | | 0.98 | 329965 | 01/07/24 | 01/08/24 | TRN |
| 4,4'-DDE | ND | | ug/Kg | 4.9 | | 0.98 | 329965 | 01/07/24 | 01/08/24 | TRN |
| Endrin | ND | | ug/Kg | 4.9 | | 0.98 | 329965 | 01/07/24 | 01/08/24 | TRN |
| Endosulfan II | ND | | ug/Kg | 4.9 | | 0.98 | 329965 | 01/07/24 | 01/08/24 | TRN |
| Endosulfan sulfate | ND | | ug/Kg | 4.9 | | 0.98 | 329965 | 01/07/24 | 01/08/24 | TRN |
| 4,4'-DDD | ND | | ug/Kg | 4.9 | | 0.98 | 329965 | 01/07/24 | 01/08/24 | TRN |
| Endrin aldehyde | ND | | ug/Kg | 4.9 | | 0.98 | 329965 | 01/07/24 | 01/08/24 | TRN |
| Endrin ketone | ND | | ug/Kg | 4.9 | | 0.98 | 329965 | 01/07/24 | 01/08/24 | TRN |
| 4,4'-DDT | ND | | ug/Kg | 4.9 | | 0.98 | 329965 | 01/07/24 | 01/08/24 | TRN |
| Methoxychlor | ND | | ug/Kg | 9.8 | | 0.98 | 329965 | 01/07/24 | 01/08/24 | TRN |
| Toxaphene | ND | | ug/Kg | 98 | | 0.98 | 329965 | 01/07/24 | 01/08/24 | TRN |
| Chlordane (Technical) | ND | | ug/Kg | 49 | | 0.98 | 329965 | 01/07/24 | 01/08/24 | TRN |
| **Surrogates** | | | | **Limits** | | | | | | |
| TCMX | 67% | | %REC | 23-120 | | 0.98 | 329965 | 01/07/24 | 01/08/24 | TRN |
| Decachlorobiphenyl | 57% | | %REC | 24-120 | | 0.98 | 329965 | 01/07/24 | 01/08/24 | TRN |



Results for any subcontracted analyses are not included in this section.

ENTHALPY ANALYTICAL

# Analysis Results for 499402

| Sample ID: CB0810-3-0.5 | Lab ID: 499402-031 | Collected: 01/03/24 14:05 |
|---|---|---|
| | Matrix: Soil | |

| 499402-031 Analyte | Result | Qual | Units | RL | MDL | DF | Batch | Prepared | Analyzed | Chemist |
|---|---|---|---|---|---|---|---|---|---|---|
| Method: EPA 6020<br>Prep Method: EPA 3050B | | | | | | | | | | |
| Antimony | ND | UJ | mg/Kg | 0.98 | | 0.98 | 329961 | 01/07/24 | 01/08/24 | DXC |
| Arsenic | **5.3** | | mg/Kg | 0.98 | | 0.98 | 329961 | 01/07/24 | 01/08/24 | DXC |
| Barium | **240** | J | mg/Kg | 0.98 | | 0.98 | 329961 | 01/07/24 | 01/08/24 | DXC |
| Beryllium | ND | | mg/Kg | 0.98 | | 0.98 | 329961 | 01/07/24 | 01/08/24 | DXC |
| Cadmium | ND | | mg/Kg | 0.49 | | 0.98 | 329961 | 01/07/24 | 01/08/24 | DXC |
| Chromium | **83** | | mg/Kg | 0.98 | | 0.98 | 329961 | 01/07/24 | 01/08/24 | DXC |
| Cobalt | **23** | | mg/Kg | 0.98 | | 0.98 | 329961 | 01/07/24 | 01/08/24 | DXC |
| Copper | **51** | | mg/Kg | 0.98 | | 0.98 | 329961 | 01/07/24 | 01/08/24 | DXC |
| Lead | **9.7** | | mg/Kg | 0.49 | | 0.98 | 329961 | 01/07/24 | 01/08/24 | DXC |
| Molybdenum | ND | | mg/Kg | 0.98 | | 0.98 | 329961 | 01/07/24 | 01/08/24 | DXC |
| Nickel | **78** | | mg/Kg | 0.98 | | 0.98 | 329961 | 01/07/24 | 01/08/24 | DXC |
| Selenium | ND | | mg/Kg | 2.0 | | 0.98 | 329961 | 01/07/24 | 01/08/24 | DXC |
| Silver | ND | | mg/Kg | 0.49 | | 0.98 | 329961 | 01/07/24 | 01/08/24 | DXC |
| Thallium | **0.11** | J | mg/Kg | 0.98 | 0.032 | 0.98 | 329961 | 01/07/24 | 01/08/24 | DXC |
| Vanadium | **85** | | mg/Kg | 2.0 | | 0.98 | 329961 | 01/07/24 | 01/08/24 | DXC |
| Zinc | **68** | | mg/Kg | 4.9 | | 0.98 | 329961 | 01/07/24 | 01/08/24 | DXC |
| Method: EPA 7471A<br>Prep Method: METHOD | | | | | | | | | | |
| Mercury | ND | | mg/Kg | 0.14 | | 1 | 330080 | 01/09/24 | 01/09/24 | KAM |
| Method: EPA 8081A<br>Prep Method: EPA 3546 | | | | | | | | | | |
| alpha-BHC | ND | | ug/Kg | 5.1 | | 1 | 329965 | 01/07/24 | 01/08/24 | TRN |
| beta-BHC | ND | | ug/Kg | 5.1 | | 1 | 329965 | 01/07/24 | 01/08/24 | TRN |
| gamma-BHC | ND | | ug/Kg | 5.1 | | 1 | 329965 | 01/07/24 | 01/08/24 | TRN |
| delta-BHC | ND | | ug/Kg | 5.1 | | 1 | 329965 | 01/07/24 | 01/08/24 | TRN |
| Heptachlor | ND | | ug/Kg | 5.1 | | 1 | 329965 | 01/07/24 | 01/08/24 | TRN |
| Aldrin | ND | | ug/Kg | 5.1 | | 1 | 329965 | 01/07/24 | 01/08/24 | TRN |
| Heptachlor epoxide | ND | | ug/Kg | 5.1 | | 1 | 329965 | 01/07/24 | 01/08/24 | TRN |
| Endosulfan I | ND | | ug/Kg | 5.1 | | 1 | 329965 | 01/07/24 | 01/08/24 | TRN |
| Dieldrin | ND | | ug/Kg | 5.1 | | 1 | 329965 | 01/07/24 | 01/08/24 | TRN |
| 4,4'-DDE | ND | | ug/Kg | 5.1 | | 1 | 329965 | 01/07/24 | 01/08/24 | TRN |
| Endrin | ND | | ug/Kg | 5.1 | | 1 | 329965 | 01/07/24 | 01/08/24 | TRN |
| Endosulfan II | ND | | ug/Kg | 5.1 | | 1 | 329965 | 01/07/24 | 01/08/24 | TRN |
| Endosulfan sulfate | ND | | ug/Kg | 5.1 | | 1 | 329965 | 01/07/24 | 01/08/24 | TRN |
| 4,4'-DDD | ND | | ug/Kg | 5.1 | | 1 | 329965 | 01/07/24 | 01/08/24 | TRN |
| Endrin aldehyde | ND | | ug/Kg | 5.1 | | 1 | 329965 | 01/07/24 | 01/08/24 | TRN |
| Endrin ketone | ND | | ug/Kg | 5.1 | | 1 | 329965 | 01/07/24 | 01/08/24 | TRN |
| 4,4'-DDT | ND | | ug/Kg | 5.1 | | 1 | 329965 | 01/07/24 | 01/08/24 | TRN |
| Methoxychlor | ND | | ug/Kg | 10 | | 1 | 329965 | 01/07/24 | 01/08/24 | TRN |
| Toxaphene | ND | | ug/Kg | 100 | | 1 | 329965 | 01/07/24 | 01/08/24 | TRN |
| Chlordane (Technical) | ND | | ug/Kg | 51 | | 1 | 329965 | 01/07/24 | 01/08/24 | TRN |
| **Surrogates** | | | | **Limits** | | | | | | |
| TCMX | 79% | | %REC | 23-120 | | 1 | 329965 | 01/07/24 | 01/08/24 | TRN |
| Decachlorobiphenyl | 68% | | %REC | 24-120 | | 1 | 329965 | 01/07/24 | 01/08/24 | TRN |



Results for any subcontracted analyses are not included in this section.

ENTHALPY ANALYTICAL

# Analysis Results for 499402

| Sample ID: CB0810-4-0.5 | Lab ID: 499402-032 | Collected: 01/04/24 08:00 |
|---|---|---|
| | Matrix: Soil | |

| 499402-032 Analyte | Result | Qual | Units | RL | MDL | DF | Batch | Prepared | Analyzed | Chemist |
|---|---|---|---|---|---|---|---|---|---|---|
| Method: EPA 6020<br>Prep Method: EPA 3050B | | | | | | | | | | |
| Antimony | ND | UJ | mg/Kg | 0.96 | | 0.96 | 329961 | 01/07/24 | 01/08/24 | DXC |
| Arsenic | **5.3** | | mg/Kg | 0.96 | | 0.96 | 329961 | 01/07/24 | 01/08/24 | DXC |
| Barium | **200** | J | mg/Kg | 0.96 | | 0.96 | 329961 | 01/07/24 | 01/08/24 | DXC |
| Beryllium | ND | | mg/Kg | 0.96 | | 0.96 | 329961 | 01/07/24 | 01/08/24 | DXC |
| Cadmium | ND | | mg/Kg | 0.48 | | 0.96 | 329961 | 01/07/24 | 01/08/24 | DXC |
| Chromium | **67** | | mg/Kg | 0.96 | | 0.96 | 329961 | 01/07/24 | 01/08/24 | DXC |
| Cobalt | **16** | | mg/Kg | 0.96 | | 0.96 | 329961 | 01/07/24 | 01/08/24 | DXC |
| Copper | **43** | | mg/Kg | 0.96 | | 0.96 | 329961 | 01/07/24 | 01/08/24 | DXC |
| Lead | **7.3** | | mg/Kg | 0.48 | | 0.96 | 329961 | 01/07/24 | 01/08/24 | DXC |
| Molybdenum | ND | | mg/Kg | 0.96 | | 0.96 | 329961 | 01/07/24 | 01/08/24 | DXC |
| Nickel | **73** | | mg/Kg | 0.96 | | 0.96 | 329961 | 01/07/24 | 01/08/24 | DXC |
| Selenium | ND | | mg/Kg | 1.9 | | 0.96 | 329961 | 01/07/24 | 01/08/24 | DXC |
| Silver | ND | | mg/Kg | 0.48 | | 0.96 | 329961 | 01/07/24 | 01/08/24 | DXC |
| Thallium | **0.078** | J | mg/Kg | 0.96 | 0.031 | 0.96 | 329961 | 01/07/24 | 01/08/24 | DXC |
| Vanadium | **74** | | mg/Kg | 1.9 | | 0.96 | 329961 | 01/07/24 | 01/08/24 | DXC |
| Zinc | **61** | | mg/Kg | 4.8 | | 0.96 | 329961 | 01/07/24 | 01/08/24 | DXC |
| Method: EPA 7471A<br>Prep Method: METHOD | | | | | | | | | | |
| Mercury | ND | | mg/Kg | 0.16 | | 1.1 | 330080 | 01/09/24 | 01/09/24 | KAM |
| Method: EPA 8081A<br>Prep Method: EPA 3546 | | | | | | | | | | |
| alpha-BHC | ND | | ug/Kg | 25 | | 5 | 329965 | 01/07/24 | 01/08/24 | TRN |
| beta-BHC | ND | | ug/Kg | 25 | | 5 | 329965 | 01/07/24 | 01/08/24 | TRN |
| gamma-BHC | ND | | ug/Kg | 25 | | 5 | 329965 | 01/07/24 | 01/08/24 | TRN |
| delta-BHC | ND | | ug/Kg | 25 | | 5 | 329965 | 01/07/24 | 01/08/24 | TRN |
| Heptachlor | ND | | ug/Kg | 25 | | 5 | 329965 | 01/07/24 | 01/08/24 | TRN |
| Aldrin | ND | | ug/Kg | 25 | | 5 | 329965 | 01/07/24 | 01/08/24 | TRN |
| Heptachlor epoxide | ND | | ug/Kg | 25 | | 5 | 329965 | 01/07/24 | 01/08/24 | TRN |
| Endosulfan I | ND | | ug/Kg | 25 | | 5 | 329965 | 01/07/24 | 01/08/24 | TRN |
| Dieldrin | ND | | ug/Kg | 25 | | 5 | 329965 | 01/07/24 | 01/08/24 | TRN |
| 4,4'-DDE | ND | | ug/Kg | 25 | | 5 | 329965 | 01/07/24 | 01/08/24 | TRN |
| Endrin | ND | | ug/Kg | 25 | | 5 | 329965 | 01/07/24 | 01/08/24 | TRN |
| Endosulfan II | ND | | ug/Kg | 25 | | 5 | 329965 | 01/07/24 | 01/08/24 | TRN |
| Endosulfan sulfate | ND | | ug/Kg | 25 | | 5 | 329965 | 01/07/24 | 01/08/24 | TRN |
| 4,4'-DDD | ND | | ug/Kg | 25 | | 5 | 329965 | 01/07/24 | 01/08/24 | TRN |
| Endrin aldehyde | ND | | ug/Kg | 25 | | 5 | 329965 | 01/07/24 | 01/08/24 | TRN |
| Endrin ketone | ND | | ug/Kg | 25 | | 5 | 329965 | 01/07/24 | 01/08/24 | TRN |
| 4,4'-DDT | ND | | ug/Kg | 25 | | 5 | 329965 | 01/07/24 | 01/08/24 | TRN |
| Methoxychlor | ND | | ug/Kg | 50 | | 5 | 329965 | 01/07/24 | 01/08/24 | TRN |
| Toxaphene | ND | | ug/Kg | 500 | | 5 | 329965 | 01/07/24 | 01/08/24 | TRN |
| Chlordane (Technical) | ND | | ug/Kg | 250 | | 5 | 329965 | 01/07/24 | 01/08/24 | TRN |
| **Surrogates** | | | | **Limits** | | | | | | |
| TCMX | 56% | | %REC | 23-120 | | 5 | 329965 | 01/07/24 | 01/08/24 | TRN |
| Decachlorobiphenyl | 49% | | %REC | 24-120 | | 5 | 329965 | 01/07/24 | 01/08/24 | TRN |



Results for any subcontracted analyses are not included in this section.

ENTHALPY ANALYTICAL

# Analysis Results for 499402

| Sample ID: CB0810-1-2.5 | Lab ID: 499402-033 | Collected: 01/04/24 10:35 |
|---|---|---|
| | Matrix: Soil | |

| 499402-033 Analyte | Result | Qual | Units | RL | MDL | DF | Batch | Prepared | Analyzed | Chemist |
|---|---|---|---|---|---|---|---|---|---|---|
| Method: EPA 8081A<br>Prep Method: EPA 3546 | | | | | | | | | | |
| alpha-BHC | ND | | ug/Kg | 5.0 | | 1 | 329965 | 01/07/24 | 01/08/24 | TRN |
| beta-BHC | ND | | ug/Kg | 5.0 | | 1 | 329965 | 01/07/24 | 01/08/24 | TRN |
| gamma-BHC | ND | | ug/Kg | 5.0 | | 1 | 329965 | 01/07/24 | 01/08/24 | TRN |
| delta-BHC | ND | | ug/Kg | 5.0 | | 1 | 329965 | 01/07/24 | 01/08/24 | TRN |
| Heptachlor | ND | | ug/Kg | 5.0 | | 1 | 329965 | 01/07/24 | 01/08/24 | TRN |
| Aldrin | ND | | ug/Kg | 5.0 | | 1 | 329965 | 01/07/24 | 01/08/24 | TRN |
| Heptachlor epoxide | ND | | ug/Kg | 5.0 | | 1 | 329965 | 01/07/24 | 01/08/24 | TRN |
| Endosulfan I | ND | | ug/Kg | 5.0 | | 1 | 329965 | 01/07/24 | 01/08/24 | TRN |
| Dieldrin | ND | | ug/Kg | 5.0 | | 1 | 329965 | 01/07/24 | 01/08/24 | TRN |
| 4,4'-DDE | ND | | ug/Kg | 5.0 | | 1 | 329965 | 01/07/24 | 01/08/24 | TRN |
| Endrin | ND | | ug/Kg | 5.0 | | 1 | 329965 | 01/07/24 | 01/08/24 | TRN |
| Endosulfan II | ND | | ug/Kg | 5.0 | | 1 | 329965 | 01/07/24 | 01/08/24 | TRN |
| Endosulfan sulfate | ND | | ug/Kg | 5.0 | | 1 | 329965 | 01/07/24 | 01/08/24 | TRN |
| 4,4'-DDD | ND | | ug/Kg | 5.0 | | 1 | 329965 | 01/07/24 | 01/08/24 | TRN |
| Endrin aldehyde | ND | | ug/Kg | 5.0 | | 1 | 329965 | 01/07/24 | 01/08/24 | TRN |
| Endrin ketone | ND | | ug/Kg | 5.0 | | 1 | 329965 | 01/07/24 | 01/08/24 | TRN |
| 4,4'-DDT | ND | | ug/Kg | 5.0 | | 1 | 329965 | 01/07/24 | 01/08/24 | TRN |
| Methoxychlor | ND | | ug/Kg | 10 | | 1 | 329965 | 01/07/24 | 01/08/24 | TRN |
| Toxaphene | ND | | ug/Kg | 100 | | 1 | 329965 | 01/07/24 | 01/08/24 | TRN |
| Chlordane (Technical) | ND | | ug/Kg | 50 | | 1 | 329965 | 01/07/24 | 01/08/24 | TRN |
| **Surrogates** | | | | **Limits** | | | | | | |
| TCMX | 66% | | %REC | 23-120 | | 1 | 329965 | 01/07/24 | 01/08/24 | TRN |
| Decachlorobiphenyl | 52% | | %REC | 24-120 | | 1 | 329965 | 01/07/24 | 01/08/24 | TRN |



Results for any subcontracted analyses are not included in this section.

ENTHALPY ANALYTICAL

# Analysis Results for 499402

| Sample ID: CB0810-2-2.5 | Lab ID: 499402-034 | Collected: 01/04/24 09:05 |
|---|---|---|
| | Matrix: Soil | |

| 499402-034 Analyte | Result | Qual | Units | RL | MDL | DF | Batch | Prepared | Analyzed | Chemist |
|---|---|---|---|---|---|---|---|---|---|---|
| Method: EPA 6020<br>Prep Method: EPA 3050B | | | | | | | | | | |
| Antimony | ND | | mg/Kg | 0.96 | | 0.96 | 330965 | 01/19/24 | 01/22/24 | DXC |
| Arsenic | **5.6** | | mg/Kg | 0.96 | | 0.96 | 330965 | 01/19/24 | 01/22/24 | DXC |
| Barium | **170** | | mg/Kg | 0.96 | | 0.96 | 330965 | 01/19/24 | 01/22/24 | DXC |
| Beryllium | ND | | mg/Kg | 0.96 | | 0.96 | 330965 | 01/19/24 | 01/22/24 | DXC |
| Cadmium | ND | | mg/Kg | 0.48 | | 0.96 | 330965 | 01/19/24 | 01/22/24 | DXC |
| Chromium | **60** | | mg/Kg | 0.96 | | 0.96 | 330965 | 01/19/24 | 01/22/24 | DXC |
| Cobalt | **15** | | mg/Kg | 0.96 | | 0.96 | 330965 | 01/19/24 | 01/22/24 | DXC |
| Copper | **36** | | mg/Kg | 0.96 | | 0.96 | 330965 | 01/19/24 | 01/22/24 | DXC |
| Lead | **11** | | mg/Kg | 0.48 | | 0.96 | 330965 | 01/19/24 | 01/22/24 | DXC |
| Molybdenum | ND | | mg/Kg | 0.96 | | 0.96 | 330965 | 01/19/24 | 01/22/24 | DXC |
| Nickel | **79** | | mg/Kg | 0.96 | | 0.96 | 330965 | 01/19/24 | 01/22/24 | DXC |
| Selenium | ND | | mg/Kg | 1.9 | | 0.96 | 330965 | 01/19/24 | 01/22/24 | DXC |
| Silver | ND | | mg/Kg | 0.48 | | 0.96 | 330965 | 01/19/24 | 01/22/24 | DXC |
| Thallium 0.96UB | ~~**0.16**~~ | ~~B,J~~ | mg/Kg | 0.96 | 0.031 | 0.96 | 330965 | 01/19/24 | 01/22/24 | DXC |
| Vanadium | **50** | | mg/Kg | 1.9 | | 0.96 | 330965 | 01/19/24 | 01/22/24 | DXC |
| Zinc | **86** | | mg/Kg | 4.8 | | 0.96 | 330965 | 01/19/24 | 01/22/24 | DXC |
| Method: EPA 7471A<br>Prep Method: METHOD | | | | | | | | | | |
| Mercury | ND | | mg/Kg | 0.15 | | 1.1 | 331139 | 01/23/24 | 01/24/24 | KAM |
| Method: EPA 8081A<br>Prep Method: EPA 3546 | | | | | | | | | | |
| alpha-BHC | ND | | ug/Kg | 5.0 | | 0.99 | 329965 | 01/07/24 | 01/08/24 | TRN |
| beta-BHC | ND | | ug/Kg | 5.0 | | 0.99 | 329965 | 01/07/24 | 01/08/24 | TRN |
| gamma-BHC | ND | | ug/Kg | 5.0 | | 0.99 | 329965 | 01/07/24 | 01/08/24 | TRN |
| delta-BHC | ND | | ug/Kg | 5.0 | | 0.99 | 329965 | 01/07/24 | 01/08/24 | TRN |
| Heptachlor | ND | | ug/Kg | 5.0 | | 0.99 | 329965 | 01/07/24 | 01/08/24 | TRN |
| Aldrin | ND | | ug/Kg | 5.0 | | 0.99 | 329965 | 01/07/24 | 01/08/24 | TRN |
| Heptachlor epoxide | ND | | ug/Kg | 5.0 | | 0.99 | 329965 | 01/07/24 | 01/08/24 | TRN |
| Endosulfan I | ND | | ug/Kg | 5.0 | | 0.99 | 329965 | 01/07/24 | 01/08/24 | TRN |
| Dieldrin | ND | | ug/Kg | 5.0 | | 0.99 | 329965 | 01/07/24 | 01/08/24 | TRN |
| 4,4'-DDE | **21** | | ug/Kg | 5.0 | | 0.99 | 329965 | 01/07/24 | 01/08/24 | TRN |
| Endrin | ND | | ug/Kg | 5.0 | | 0.99 | 329965 | 01/07/24 | 01/08/24 | TRN |
| Endosulfan II | ND | | ug/Kg | 5.0 | | 0.99 | 329965 | 01/07/24 | 01/08/24 | TRN |
| Endosulfan sulfate | ND | | ug/Kg | 5.0 | | 0.99 | 329965 | 01/07/24 | 01/08/24 | TRN |
| 4,4'-DDD | ND | | ug/Kg | 5.0 | | 0.99 | 329965 | 01/07/24 | 01/08/24 | TRN |
| Endrin aldehyde | ND | | ug/Kg | 5.0 | | 0.99 | 329965 | 01/07/24 | 01/08/24 | TRN |
| Endrin ketone | ND | | ug/Kg | 5.0 | | 0.99 | 329965 | 01/07/24 | 01/08/24 | TRN |
| 4,4'-DDT | **15** | | ug/Kg | 5.0 | | 0.99 | 329965 | 01/07/24 | 01/08/24 | TRN |
| Methoxychlor | ND | | ug/Kg | 9.9 | | 0.99 | 329965 | 01/07/24 | 01/08/24 | TRN |
| Toxaphene | ND | | ug/Kg | 99 | | 0.99 | 329965 | 01/07/24 | 01/08/24 | TRN |
| Chlordane (Technical) | ND | | ug/Kg | 50 | | 0.99 | 329965 | 01/07/24 | 01/08/24 | TRN |
| **Surrogates** | | | | **Limits** | | | | | | |
| TCMX | 45% | | %REC | 23-120 | | 0.99 | 329965 | 01/07/24 | 01/08/24 | TRN |
| Decachlorobiphenyl | 36% | | %REC | 24-120 | | 0.99 | 329965 | 01/07/24 | 01/08/24 | TRN |



Results for any subcontracted analyses are not included in this section.

ENTHALPY ANALYTICAL

# Analysis Results for 499402

| Sample ID: CB0810-3-2.5 | Lab ID: 499402-035 | Collected: 01/03/24 14:10 |
|---|---|---|
| | Matrix: Soil | |

| 499402-035 Analyte | Result | Qual | Units | RL | MDL | DF | Batch | Prepared | Analyzed | Chemist |
|---|---|---|---|---|---|---|---|---|---|---|
| Method: EPA 8081A<br>Prep Method: EPA 3546 | | | | | | | | | | |
| alpha-BHC | ND | | ug/Kg | 5.0 | | 0.99 | 329965 | 01/07/24 | 01/08/24 | TRN |
| beta-BHC | ND | | ug/Kg | 5.0 | | 0.99 | 329965 | 01/07/24 | 01/08/24 | TRN |
| gamma-BHC | ND | | ug/Kg | 5.0 | | 0.99 | 329965 | 01/07/24 | 01/08/24 | TRN |
| delta-BHC | ND | | ug/Kg | 5.0 | | 0.99 | 329965 | 01/07/24 | 01/08/24 | TRN |
| Heptachlor | ND | | ug/Kg | 5.0 | | 0.99 | 329965 | 01/07/24 | 01/08/24 | TRN |
| Aldrin | ND | | ug/Kg | 5.0 | | 0.99 | 329965 | 01/07/24 | 01/08/24 | TRN |
| Heptachlor epoxide | ND | | ug/Kg | 5.0 | | 0.99 | 329965 | 01/07/24 | 01/08/24 | TRN |
| Endosulfan I | ND | | ug/Kg | 5.0 | | 0.99 | 329965 | 01/07/24 | 01/08/24 | TRN |
| Dieldrin | ND | | ug/Kg | 5.0 | | 0.99 | 329965 | 01/07/24 | 01/08/24 | TRN |
| 4,4'-DDE | **26** | | ug/Kg | 5.0 | | 0.99 | 329965 | 01/07/24 | 01/08/24 | TRN |
| Endrin | ND | | ug/Kg | 5.0 | | 0.99 | 329965 | 01/07/24 | 01/08/24 | TRN |
| Endosulfan II | ND | | ug/Kg | 5.0 | | 0.99 | 329965 | 01/07/24 | 01/08/24 | TRN |
| Endosulfan sulfate | ND | | ug/Kg | 5.0 | | 0.99 | 329965 | 01/07/24 | 01/08/24 | TRN |
| 4,4'-DDD | ND | | ug/Kg | 5.0 | | 0.99 | 329965 | 01/07/24 | 01/08/24 | TRN |
| Endrin aldehyde | ND | | ug/Kg | 5.0 | | 0.99 | 329965 | 01/07/24 | 01/08/24 | TRN |
| Endrin ketone | ND | | ug/Kg | 5.0 | | 0.99 | 329965 | 01/07/24 | 01/08/24 | TRN |
| 4,4'-DDT | **36** | | ug/Kg | 5.0 | | 0.99 | 329965 | 01/07/24 | 01/08/24 | TRN |
| Methoxychlor | ND | | ug/Kg | 9.9 | | 0.99 | 329965 | 01/07/24 | 01/08/24 | TRN |
| Toxaphene | ND | | ug/Kg | 99 | | 0.99 | 329965 | 01/07/24 | 01/08/24 | TRN |
| Chlordane (Technical) | ND | | ug/Kg | 50 | | 0.99 | 329965 | 01/07/24 | 01/08/24 | TRN |
| **Surrogates** | | | | **Limits** | | | | | | |
| TCMX | 68% | | %REC | 23-120 | | 0.99 | 329965 | 01/07/24 | 01/08/24 | TRN |
| Decachlorobiphenyl | 57% | | %REC | 24-120 | | 0.99 | 329965 | 01/07/24 | 01/08/24 | TRN |



Results for any subcontracted analyses are not included in this section.

ENTHALPY ANALYTICAL

# Analysis Results for 499402

| Sample ID: CB0810-4-2.5 | Lab ID: 499402-036 | Collected: 01/04/24 08:05 |
|---|---|---|
| | Matrix: Soil | |

| 499402-036 Analyte | Result | Qual | Units | RL | MDL | DF | Batch | Prepared | Analyzed | Chemist |
|---|---|---|---|---|---|---|---|---|---|---|
| Method: EPA 8081A<br>Prep Method: EPA 3546 | | | | | | | | | | |
| alpha-BHC | ND | | ug/Kg | 4.9 | | 0.98 | 329965 | 01/07/24 | 01/08/24 | TRN |
| beta-BHC | ND | | ug/Kg | 4.9 | | 0.98 | 329965 | 01/07/24 | 01/08/24 | TRN |
| gamma-BHC | ND | | ug/Kg | 4.9 | | 0.98 | 329965 | 01/07/24 | 01/08/24 | TRN |
| delta-BHC | ND | | ug/Kg | 4.9 | | 0.98 | 329965 | 01/07/24 | 01/08/24 | TRN |
| Heptachlor | ND | | ug/Kg | 4.9 | | 0.98 | 329965 | 01/07/24 | 01/08/24 | TRN |
| Aldrin | ND | | ug/Kg | 4.9 | | 0.98 | 329965 | 01/07/24 | 01/08/24 | TRN |
| Heptachlor epoxide | ND | | ug/Kg | 4.9 | | 0.98 | 329965 | 01/07/24 | 01/08/24 | TRN |
| Endosulfan I | ND | | ug/Kg | 4.9 | | 0.98 | 329965 | 01/07/24 | 01/08/24 | TRN |
| Dieldrin | ND | | ug/Kg | 4.9 | | 0.98 | 329965 | 01/07/24 | 01/08/24 | TRN |
| 4,4'-DDE | **32** | | ug/Kg | 4.9 | | 0.98 | 329965 | 01/07/24 | 01/08/24 | TRN |
| Endrin | ND | | ug/Kg | 4.9 | | 0.98 | 329965 | 01/07/24 | 01/08/24 | TRN |
| Endosulfan II | ND | | ug/Kg | 4.9 | | 0.98 | 329965 | 01/07/24 | 01/08/24 | TRN |
| Endosulfan sulfate | ND | | ug/Kg | 4.9 | | 0.98 | 329965 | 01/07/24 | 01/08/24 | TRN |
| 4,4'-DDD | ND | | ug/Kg | 4.9 | | 0.98 | 329965 | 01/07/24 | 01/08/24 | TRN |
| Endrin aldehyde | ND | | ug/Kg | 4.9 | | 0.98 | 329965 | 01/07/24 | 01/08/24 | TRN |
| Endrin ketone | ND | | ug/Kg | 4.9 | | 0.98 | 329965 | 01/07/24 | 01/08/24 | TRN |
| 4,4'-DDT | **23** | | ug/Kg | 4.9 | | 0.98 | 329965 | 01/07/24 | 01/08/24 | TRN |
| Methoxychlor | ND | | ug/Kg | 9.8 | | 0.98 | 329965 | 01/07/24 | 01/08/24 | TRN |
| Toxaphene | ND | | ug/Kg | 98 | | 0.98 | 329965 | 01/07/24 | 01/08/24 | TRN |
| Chlordane (Technical) | ND | | ug/Kg | 49 | | 0.98 | 329965 | 01/07/24 | 01/08/24 | TRN |
| **Surrogates** | | | | **Limits** | | | | | | |
| TCMX | 54% | | %REC | 23-120 | | 0.98 | 329965 | 01/07/24 | 01/08/24 | TRN |
| Decachlorobiphenyl | 47% | | %REC | 24-120 | | 0.98 | 329965 | 01/07/24 | 01/08/24 | TRN |



Results for any subcontracted analyses are not included in this section.

ENTHALPY ANALYTICAL

# Analysis Results for 499402

| Sample ID: DUP-3 | Lab ID: 499402-037 | Collected: 01/04/24 |
|---|---|---|
| | Matrix: Soil | |

| 499402-037 Analyte | Result | Qual | Units | RL | MDL | DF | Batch | Prepared | Analyzed | Chemist |
|---|---|---|---|---|---|---|---|---|---|---|
| Method: EPA 6020<br>Prep Method: EPA 3050B | | | | | | | | | | |
| Antimony | ND | UJ | mg/Kg | 0.96 | | 0.96 | 329961 | 01/07/24 | 01/08/24 | DXC |
| Arsenic | **5.7** | | mg/Kg | 0.96 | | 0.96 | 329961 | 01/07/24 | 01/08/24 | DXC |
| Barium | **170** | J | mg/Kg | 0.96 | | 0.96 | 329961 | 01/07/24 | 01/08/24 | DXC |
| Beryllium | ND | | mg/Kg | 0.96 | | 0.96 | 329961 | 01/07/24 | 01/08/24 | DXC |
| Cadmium | ND | | mg/Kg | 0.48 | | 0.96 | 329961 | 01/07/24 | 01/08/24 | DXC |
| Chromium | **63** | | mg/Kg | 0.96 | | 0.96 | 329961 | 01/07/24 | 01/08/24 | DXC |
| Cobalt | **15** | | mg/Kg | 0.96 | | 0.96 | 329961 | 01/07/24 | 01/08/24 | DXC |
| Copper | **35** | | mg/Kg | 0.96 | | 0.96 | 329961 | 01/07/24 | 01/08/24 | DXC |
| Lead | **12** | | mg/Kg | 0.48 | | 0.96 | 329961 | 01/07/24 | 01/08/24 | DXC |
| Molybdenum | ND | | mg/Kg | 0.96 | | 0.96 | 329961 | 01/07/24 | 01/08/24 | DXC |
| Nickel | **81** | | mg/Kg | 0.96 | | 0.96 | 329961 | 01/07/24 | 01/08/24 | DXC |
| Selenium | ND | | mg/Kg | 1.9 | | 0.96 | 329961 | 01/07/24 | 01/08/24 | DXC |
| Silver | ND | | mg/Kg | 0.48 | | 0.96 | 329961 | 01/07/24 | 01/08/24 | DXC |
| Thallium | **0.18** | J | mg/Kg | 0.96 | 0.031 | 0.96 | 329961 | 01/07/24 | 01/08/24 | DXC |
| Vanadium | **53** | | mg/Kg | 1.9 | | 0.96 | 329961 | 01/07/24 | 01/08/24 | DXC |
| Zinc | **98** | | mg/Kg | 4.8 | | 0.96 | 329961 | 01/07/24 | 01/08/24 | DXC |
| Method: EPA 7471A<br>Prep Method: METHOD | | | | | | | | | | |
| Mercury | ND | | mg/Kg | 0.15 | | 1.1 | 330080 | 01/09/24 | 01/09/24 | KAM |
| Method: EPA 8081A<br>Prep Method: EPA 3546 | | | | | | | | | | |
| alpha-BHC | ND | | ug/Kg | 4.9 | | 0.98 | 329965 | 01/07/24 | 01/08/24 | TRN |
| beta-BHC | ND | | ug/Kg | 4.9 | | 0.98 | 329965 | 01/07/24 | 01/08/24 | TRN |
| gamma-BHC | ND | | ug/Kg | 4.9 | | 0.98 | 329965 | 01/07/24 | 01/08/24 | TRN |
| delta-BHC | ND | | ug/Kg | 4.9 | | 0.98 | 329965 | 01/07/24 | 01/08/24 | TRN |
| Heptachlor | ND | | ug/Kg | 4.9 | | 0.98 | 329965 | 01/07/24 | 01/08/24 | TRN |
| Aldrin | ND | | ug/Kg | 4.9 | | 0.98 | 329965 | 01/07/24 | 01/08/24 | TRN |
| Heptachlor epoxide | ND | | ug/Kg | 4.9 | | 0.98 | 329965 | 01/07/24 | 01/08/24 | TRN |
| Endosulfan I | ND | | ug/Kg | 4.9 | | 0.98 | 329965 | 01/07/24 | 01/08/24 | TRN |
| Dieldrin | ND | | ug/Kg | 4.9 | | 0.98 | 329965 | 01/07/24 | 01/08/24 | TRN |
| 4,4'-DDE | **41** | | ug/Kg | 4.9 | | 0.98 | 329965 | 01/07/24 | 01/08/24 | TRN |
| Endrin | ND | | ug/Kg | 4.9 | | 0.98 | 329965 | 01/07/24 | 01/08/24 | TRN |
| Endosulfan II | ND | | ug/Kg | 4.9 | | 0.98 | 329965 | 01/07/24 | 01/08/24 | TRN |
| Endosulfan sulfate | ND | | ug/Kg | 4.9 | | 0.98 | 329965 | 01/07/24 | 01/08/24 | TRN |
| 4,4'-DDD | ND | | ug/Kg | 4.9 | | 0.98 | 329965 | 01/07/24 | 01/08/24 | TRN |
| Endrin aldehyde | ND | | ug/Kg | 4.9 | | 0.98 | 329965 | 01/07/24 | 01/08/24 | TRN |
| Endrin ketone | ND | | ug/Kg | 4.9 | | 0.98 | 329965 | 01/07/24 | 01/08/24 | TRN |
| 4,4'-DDT | **25** | | ug/Kg | 4.9 | | 0.98 | 329965 | 01/07/24 | 01/08/24 | TRN |
| Methoxychlor | ND | | ug/Kg | 9.8 | | 0.98 | 329965 | 01/07/24 | 01/08/24 | TRN |
| Toxaphene | ND | | ug/Kg | 98 | | 0.98 | 329965 | 01/07/24 | 01/08/24 | TRN |
| Chlordane (Technical) | ND | | ug/Kg | 49 | | 0.98 | 329965 | 01/07/24 | 01/08/24 | TRN |
| **Surrogates** | | | | **Limits** | | | | | | |
| TCMX | 61% | | %REC | 23-120 | | 0.98 | 329965 | 01/07/24 | 01/08/24 | TRN |
| Decachlorobiphenyl | 58% | | %REC | 24-120 | | 0.98 | 329965 | 01/07/24 | 01/08/24 | TRN |



Results for any subcontracted analyses are not included in this section.

ENTHALPY ANALYTICAL

# Analysis Results for 499402

| Sample ID: MPB-1-0.5 | Lab ID: 499402-038 | Collected: 01/04/24 12:50 |
|---|---|---|
| | Matrix: Soil | |

| 499402-038 Analyte | Result | Qual | Units | RL | MDL | DF | Batch | Prepared | Analyzed | Chemist |
|---|---|---|---|---|---|---|---|---|---|---|
| Method: EPA 6020<br>Prep Method: EPA 3050B | | | | | | | | | | |
| Antimony | ND | UJ | mg/Kg | 0.95 | | 0.95 | 329961 | 01/07/24 | 01/08/24 | DXC |
| Arsenic | **6.7** | | mg/Kg | 0.95 | | 0.95 | 329961 | 01/07/24 | 01/08/24 | DXC |
| Barium | **230** | J | mg/Kg | 0.95 | | 0.95 | 329961 | 01/07/24 | 01/08/24 | DXC |
| Beryllium | ND | | mg/Kg | 0.95 | | 0.95 | 329961 | 01/07/24 | 01/08/24 | DXC |
| Cadmium | ND | | mg/Kg | 0.48 | | 0.95 | 329961 | 01/07/24 | 01/08/24 | DXC |
| Chromium | **64** | | mg/Kg | 0.95 | | 0.95 | 329961 | 01/07/24 | 01/08/24 | DXC |
| Cobalt | **16** | | mg/Kg | 0.95 | | 0.95 | 329961 | 01/07/24 | 01/08/24 | DXC |
| Copper | **42** | | mg/Kg | 0.95 | | 0.95 | 329961 | 01/07/24 | 01/08/24 | DXC |
| Lead | **19** | | mg/Kg | 0.48 | | 0.95 | 329961 | 01/07/24 | 01/08/24 | DXC |
| Molybdenum | ND | | mg/Kg | 0.95 | | 0.95 | 329961 | 01/07/24 | 01/08/24 | DXC |
| Nickel | **79** | | mg/Kg | 0.95 | | 0.95 | 329961 | 01/07/24 | 01/08/24 | DXC |
| Selenium | ND | | mg/Kg | 1.9 | | 0.95 | 329961 | 01/07/24 | 01/09/24 | DXC |
| Silver | ND | | mg/Kg | 0.48 | | 0.95 | 329961 | 01/07/24 | 01/08/24 | DXC |
| Thallium | **0.18** | J | mg/Kg | 0.95 | 0.031 | 0.95 | 329961 | 01/07/24 | 01/08/24 | DXC |
| Vanadium | **59** | | mg/Kg | 1.9 | | 0.95 | 329961 | 01/07/24 | 01/08/24 | DXC |
| Zinc | **110** | | mg/Kg | 4.8 | | 0.95 | 329961 | 01/07/24 | 01/08/24 | DXC |
| Method: EPA 7471A<br>Prep Method: METHOD | | | | | | | | | | |
| Mercury | **0.27** | | mg/Kg | 0.16 | | 1.2 | 330080 | 01/09/24 | 01/09/24 | KAM |
| Method: EPA 8081A<br>Prep Method: EPA 3546 | | | | | | | | | | |
| alpha-BHC | ND | | ug/Kg | 5.0 | | 0.99 | 329965 | 01/07/24 | 01/08/24 | TRN |
| beta-BHC | ND | | ug/Kg | 5.0 | | 0.99 | 329965 | 01/07/24 | 01/08/24 | TRN |
| gamma-BHC | ND | | ug/Kg | 5.0 | | 0.99 | 329965 | 01/07/24 | 01/08/24 | TRN |
| delta-BHC | ND | | ug/Kg | 5.0 | | 0.99 | 329965 | 01/07/24 | 01/08/24 | TRN |
| Heptachlor | ND | | ug/Kg | 5.0 | | 0.99 | 329965 | 01/07/24 | 01/08/24 | TRN |
| Aldrin | ND | | ug/Kg | 5.0 | | 0.99 | 329965 | 01/07/24 | 01/08/24 | TRN |
| Heptachlor epoxide | ND | | ug/Kg | 5.0 | | 0.99 | 329965 | 01/07/24 | 01/08/24 | TRN |
| Endosulfan I | ND | | ug/Kg | 5.0 | | 0.99 | 329965 | 01/07/24 | 01/08/24 | TRN |
| Dieldrin | ND | | ug/Kg | 5.0 | | 0.99 | 329965 | 01/07/24 | 01/08/24 | TRN |
| 4,4'-DDE | **120** | | ug/Kg | 5.0 | | 0.99 | 329965 | 01/07/24 | 01/08/24 | TRN |
| Endrin | ND | | ug/Kg | 5.0 | | 0.99 | 329965 | 01/07/24 | 01/08/24 | TRN |
| Endosulfan II | ND | | ug/Kg | 5.0 | | 0.99 | 329965 | 01/07/24 | 01/08/24 | TRN |
| Endosulfan sulfate | ND | | ug/Kg | 5.0 | | 0.99 | 329965 | 01/07/24 | 01/08/24 | TRN |
| 4,4'-DDD | ND | | ug/Kg | 5.0 | | 0.99 | 329965 | 01/07/24 | 01/08/24 | TRN |
| Endrin aldehyde | ND | | ug/Kg | 5.0 | | 0.99 | 329965 | 01/07/24 | 01/08/24 | TRN |
| Endrin ketone | ND | | ug/Kg | 5.0 | | 0.99 | 329965 | 01/07/24 | 01/08/24 | TRN |
| 4,4'-DDT | **60** | | ug/Kg | 5.0 | | 0.99 | 329965 | 01/07/24 | 01/08/24 | TRN |
| Methoxychlor | ND | | ug/Kg | 9.9 | | 0.99 | 329965 | 01/07/24 | 01/08/24 | TRN |
| Toxaphene | ND | | ug/Kg | 99 | | 0.99 | 329965 | 01/07/24 | 01/08/24 | TRN |
| Chlordane (Technical) | **120** | J | ug/Kg | 50 | | 0.99 | 329965 | 01/07/24 | 01/08/24 | TRN |
| **Surrogates** | | | | **Limits** | | | | | | |
| TCMX | 50% | | %REC | 23-120 | | 0.99 | 329965 | 01/07/24 | 01/08/24 | TRN |
| Decachlorobiphenyl | 43% | | %REC | 24-120 | | 0.99 | 329965 | 01/07/24 | 01/08/24 | TRN |



Results for any subcontracted analyses are not included in this section.

ENTHALPY ANALYTICAL

# Analysis Results for 499402

| Sample ID: MPB-1-2.5 | Lab ID: 499402-039 | Collected: 01/04/24 12:55 |
|---|---|---|
| | Matrix: Soil | |

| 499402-039 Analyte | Result | Qual | Units | RL | MDL | DF | Batch | Prepared | Analyzed | Chemist |
|---|---|---|---|---|---|---|---|---|---|---|
| Method: EPA 8081A<br>Prep Method: EPA 3546 | | | | | | | | | | |
| alpha-BHC | ND | | ug/Kg | 4.9 | | 0.98 | 329965 | 01/07/24 | 01/08/24 | TRN |
| beta-BHC | ND | | ug/Kg | 4.9 | | 0.98 | 329965 | 01/07/24 | 01/08/24 | TRN |
| gamma-BHC | ND | | ug/Kg | 4.9 | | 0.98 | 329965 | 01/07/24 | 01/08/24 | TRN |
| delta-BHC | ND | | ug/Kg | 4.9 | | 0.98 | 329965 | 01/07/24 | 01/08/24 | TRN |
| Heptachlor | ND | | ug/Kg | 4.9 | | 0.98 | 329965 | 01/07/24 | 01/08/24 | TRN |
| Aldrin | ND | | ug/Kg | 4.9 | | 0.98 | 329965 | 01/07/24 | 01/08/24 | TRN |
| Heptachlor epoxide | ND | | ug/Kg | 4.9 | | 0.98 | 329965 | 01/07/24 | 01/08/24 | TRN |
| Endosulfan I | ND | | ug/Kg | 4.9 | | 0.98 | 329965 | 01/07/24 | 01/08/24 | TRN |
| Dieldrin | ND | | ug/Kg | 4.9 | | 0.98 | 329965 | 01/07/24 | 01/08/24 | TRN |
| 4,4'-DDE | ND | | ug/Kg | 4.9 | | 0.98 | 329965 | 01/07/24 | 01/08/24 | TRN |
| Endrin | ND | | ug/Kg | 4.9 | | 0.98 | 329965 | 01/07/24 | 01/08/24 | TRN |
| Endosulfan II | ND | | ug/Kg | 4.9 | | 0.98 | 329965 | 01/07/24 | 01/08/24 | TRN |
| Endosulfan sulfate | ND | | ug/Kg | 4.9 | | 0.98 | 329965 | 01/07/24 | 01/08/24 | TRN |
| 4,4'-DDD | ND | | ug/Kg | 4.9 | | 0.98 | 329965 | 01/07/24 | 01/08/24 | TRN |
| Endrin aldehyde | ND | | ug/Kg | 4.9 | | 0.98 | 329965 | 01/07/24 | 01/08/24 | TRN |
| Endrin ketone | ND | | ug/Kg | 4.9 | | 0.98 | 329965 | 01/07/24 | 01/08/24 | TRN |
| 4,4'-DDT | ND | | ug/Kg | 4.9 | | 0.98 | 329965 | 01/07/24 | 01/08/24 | TRN |
| Methoxychlor | ND | | ug/Kg | 9.8 | | 0.98 | 329965 | 01/07/24 | 01/08/24 | TRN |
| Toxaphene | ND | | ug/Kg | 98 | | 0.98 | 329965 | 01/07/24 | 01/08/24 | TRN |
| Chlordane (Technical) | ND | | ug/Kg | 49 | | 0.98 | 329965 | 01/07/24 | 01/08/24 | TRN |
| **Surrogates** | | | | **Limits** | | | | | | |
| TCMX | 48% | | %REC | 23-120 | | 0.98 | 329965 | 01/07/24 | 01/08/24 | TRN |
| Decachlorobiphenyl | 36% | | %REC | 24-120 | | 0.98 | 329965 | 01/07/24 | 01/08/24 | TRN |



Results for any subcontracted analyses are not included in this section.

ENTHALPY ANALYTICAL

# Analysis Results for 499402

| Sample ID: MPB-2-0.5 | Lab ID: 499402-040 | Collected: 01/04/24 11:05 |
|---|---|---|
| | Matrix: Soil | |

| 499402-040 Analyte | Result | Qual | Units | RL | MDL | DF | Batch | Prepared | Analyzed | Chemist |
|---|---|---|---|---|---|---|---|---|---|---|
| Method: EPA 6020<br>Prep Method: EPA 3050B | | | | | | | | | | |
| Antimony | ND | UJ | mg/Kg | 0.98 | | 0.98 | 329961 | 01/07/24 | 01/08/24 | DXC |
| Arsenic | **6.6** | | mg/Kg | 0.98 | | 0.98 | 329961 | 01/07/24 | 01/08/24 | DXC |
| Barium | **180** | J | mg/Kg | 0.98 | | 0.98 | 329961 | 01/07/24 | 01/08/24 | DXC |
| Beryllium | ND | | mg/Kg | 0.98 | | 0.98 | 329961 | 01/07/24 | 01/08/24 | DXC |
| Cadmium | ND | | mg/Kg | 0.49 | | 0.98 | 329961 | 01/07/24 | 01/08/24 | DXC |
| Chromium | **63** | | mg/Kg | 0.98 | | 0.98 | 329961 | 01/07/24 | 01/08/24 | DXC |
| Cobalt | **15** | | mg/Kg | 0.98 | | 0.98 | 329961 | 01/07/24 | 01/08/24 | DXC |
| Copper | **37** | | mg/Kg | 0.98 | | 0.98 | 329961 | 01/07/24 | 01/08/24 | DXC |
| Lead | **17** | | mg/Kg | 0.49 | | 0.98 | 329961 | 01/07/24 | 01/08/24 | DXC |
| Molybdenum | ND | | mg/Kg | 0.98 | | 0.98 | 329961 | 01/07/24 | 01/08/24 | DXC |
| Nickel | **82** | | mg/Kg | 0.98 | | 0.98 | 329961 | 01/07/24 | 01/08/24 | DXC |
| Selenium | ND | | mg/Kg | 2.0 | | 0.98 | 329961 | 01/07/24 | 01/08/24 | DXC |
| Silver | ND | | mg/Kg | 0.49 | | 0.98 | 329961 | 01/07/24 | 01/08/24 | DXC |
| Thallium | **0.17** | J | mg/Kg | 0.98 | 0.032 | 0.98 | 329961 | 01/07/24 | 01/08/24 | DXC |
| Vanadium | **55** | | mg/Kg | 2.0 | | 0.98 | 329961 | 01/07/24 | 01/08/24 | DXC |
| Zinc | **120** | | mg/Kg | 4.9 | | 0.98 | 329961 | 01/07/24 | 01/08/24 | DXC |
| Method: EPA 7471A<br>Prep Method: METHOD | | | | | | | | | | |
| Mercury | ND | | mg/Kg | 0.15 | | 1.1 | 330080 | 01/09/24 | 01/09/24 | KAM |
| Method: EPA 8081A<br>Prep Method: EPA 3546 | | | | | | | | | | |
| alpha-BHC | ND | | ug/Kg | 25 | | 5 | 329965 | 01/07/24 | 01/08/24 | TRN |
| beta-BHC | ND | | ug/Kg | 25 | | 5 | 329965 | 01/07/24 | 01/08/24 | TRN |
| gamma-BHC | ND | | ug/Kg | 25 | | 5 | 329965 | 01/07/24 | 01/08/24 | TRN |
| delta-BHC | ND | | ug/Kg | 25 | | 5 | 329965 | 01/07/24 | 01/08/24 | TRN |
| Heptachlor | ND | | ug/Kg | 25 | | 5 | 329965 | 01/07/24 | 01/08/24 | TRN |
| Aldrin | ND | | ug/Kg | 25 | | 5 | 329965 | 01/07/24 | 01/08/24 | TRN |
| Heptachlor epoxide | ND | | ug/Kg | 25 | | 5 | 329965 | 01/07/24 | 01/08/24 | TRN |
| Endosulfan I | ND | | ug/Kg | 25 | | 5 | 329965 | 01/07/24 | 01/08/24 | TRN |
| Dieldrin | ND | | ug/Kg | 25 | | 5 | 329965 | 01/07/24 | 01/08/24 | TRN |
| 4,4'-DDE | **110** | | ug/Kg | 25 | | 5 | 329965 | 01/07/24 | 01/08/24 | TRN |
| Endrin | ND | | ug/Kg | 25 | | 5 | 329965 | 01/07/24 | 01/08/24 | TRN |
| Endosulfan II | ND | | ug/Kg | 25 | | 5 | 329965 | 01/07/24 | 01/08/24 | TRN |
| Endosulfan sulfate | ND | | ug/Kg | 25 | | 5 | 329965 | 01/07/24 | 01/08/24 | TRN |
| 4,4'-DDD | ND | | ug/Kg | 25 | | 5 | 329965 | 01/07/24 | 01/08/24 | TRN |
| Endrin aldehyde | ND | | ug/Kg | 25 | | 5 | 329965 | 01/07/24 | 01/08/24 | TRN |
| Endrin ketone | ND | | ug/Kg | 25 | | 5 | 329965 | 01/07/24 | 01/08/24 | TRN |
| 4,4'-DDT | **54** | | ug/Kg | 25 | | 5 | 329965 | 01/07/24 | 01/08/24 | TRN |
| Methoxychlor | ND | | ug/Kg | 50 | | 5 | 329965 | 01/07/24 | 01/08/24 | TRN |
| Toxaphene | ND | | ug/Kg | 500 | | 5 | 329965 | 01/07/24 | 01/08/24 | TRN |
| Chlordane (Technical) | ND | | ug/Kg | 250 | | 5 | 329965 | 01/07/24 | 01/08/24 | TRN |
| **Surrogates** | | | | **Limits** | | | | | | |
| TCMX | 67% | | %REC | 23-120 | | 5 | 329965 | 01/07/24 | 01/08/24 | TRN |
| Decachlorobiphenyl | 68% | | %REC | 24-120 | | 5 | 329965 | 01/07/24 | 01/08/24 | TRN |



Results for any subcontracted analyses are not included in this section.

# Analysis Results for 499402

| Sample ID: MPB-2-2.5 | Lab ID: 499402-041 | Collected: 01/04/24 11:10 |
|---|---|---|
| | Matrix: Soil | |

| 499402-041 Analyte | Result | Qual | Units | RL | MDL | DF | Batch | Prepared | Analyzed | Chemist |
|---|---|---|---|---|---|---|---|---|---|---|
| Method: EPA 8081A<br>Prep Method: EPA 3546 | | | | | | | | | | |
| alpha-BHC | ND | | ug/Kg | 5.1 | | 1 | 329965 | 01/07/24 | 01/08/24 | TRN |
| beta-BHC | ND | | ug/Kg | 5.1 | | 1 | 329965 | 01/07/24 | 01/08/24 | TRN |
| gamma-BHC | ND | | ug/Kg | 5.1 | | 1 | 329965 | 01/07/24 | 01/08/24 | TRN |
| delta-BHC | ND | | ug/Kg | 5.1 | | 1 | 329965 | 01/07/24 | 01/08/24 | TRN |
| Heptachlor | ND | | ug/Kg | 5.1 | | 1 | 329965 | 01/07/24 | 01/08/24 | TRN |
| Aldrin | ND | | ug/Kg | 5.1 | | 1 | 329965 | 01/07/24 | 01/08/24 | TRN |
| Heptachlor epoxide | ND | | ug/Kg | 5.1 | | 1 | 329965 | 01/07/24 | 01/08/24 | TRN |
| Endosulfan I | ND | | ug/Kg | 5.1 | | 1 | 329965 | 01/07/24 | 01/08/24 | TRN |
| Dieldrin | ND | | ug/Kg | 5.1 | | 1 | 329965 | 01/07/24 | 01/08/24 | TRN |
| 4,4'-DDE | ND | | ug/Kg | 5.1 | | 1 | 329965 | 01/07/24 | 01/08/24 | TRN |
| Endrin | ND | | ug/Kg | 5.1 | | 1 | 329965 | 01/07/24 | 01/08/24 | TRN |
| Endosulfan II | ND | | ug/Kg | 5.1 | | 1 | 329965 | 01/07/24 | 01/08/24 | TRN |
| Endosulfan sulfate | ND | | ug/Kg | 5.1 | | 1 | 329965 | 01/07/24 | 01/08/24 | TRN |
| 4,4'-DDD | ND | | ug/Kg | 5.1 | | 1 | 329965 | 01/07/24 | 01/08/24 | TRN |
| Endrin aldehyde | ND | | ug/Kg | 5.1 | | 1 | 329965 | 01/07/24 | 01/08/24 | TRN |
| Endrin ketone | ND | | ug/Kg | 5.1 | | 1 | 329965 | 01/07/24 | 01/08/24 | TRN |
| 4,4'-DDT | ND | | ug/Kg | 5.1 | | 1 | 329965 | 01/07/24 | 01/08/24 | TRN |
| Methoxychlor | ND | | ug/Kg | 10 | | 1 | 329965 | 01/07/24 | 01/08/24 | TRN |
| Toxaphene | ND | | ug/Kg | 100 | | 1 | 329965 | 01/07/24 | 01/08/24 | TRN |
| Chlordane (Technical) | ND | | ug/Kg | 51 | | 1 | 329965 | 01/07/24 | 01/08/24 | TRN |
| **Surrogates** | | | | **Limits** | | | | | | |
| TCMX | 55% | | %REC | 23-120 | | 1 | 329965 | 01/07/24 | 01/08/24 | TRN |
| Decachlorobiphenyl | 46% | | %REC | 24-120 | | 1 | 329965 | 01/07/24 | 01/08/24 | TRN |



Results for any subcontracted analyses are not included in this section.

ENTHALPY ANALYTICAL

# Analysis Results for 499402

| Sample ID: MPB-3-0.5 | Lab ID: 499402-042 | Collected: 01/03/24 13:00 |
|---|---|---|
| | Matrix: Soil | |

| 499402-042 Analyte | Result | Qual | Units | RL | MDL | DF | Batch | Prepared | Analyzed | Chemist |
|---|---|---|---|---|---|---|---|---|---|---|
| Method: EPA 6020<br>Prep Method: EPA 3050B | | | | | | | | | | |
| Antimony | ND | UJ | mg/Kg | 0.95 | | 0.95 | 329961 | 01/07/24 | 01/08/24 | DXC |
| Arsenic | **3.2** | | mg/Kg | 0.95 | | 0.95 | 329961 | 01/07/24 | 01/08/24 | DXC |
| Barium | **90** | J | mg/Kg | 0.95 | | 0.95 | 329961 | 01/07/24 | 01/08/24 | DXC |
| Beryllium | ND | | mg/Kg | 0.95 | | 0.95 | 329961 | 01/07/24 | 01/08/24 | DXC |
| Cadmium | ND | | mg/Kg | 0.48 | | 0.95 | 329961 | 01/07/24 | 01/08/24 | DXC |
| Chromium | **46** | | mg/Kg | 0.95 | | 0.95 | 329961 | 01/07/24 | 01/08/24 | DXC |
| Cobalt | **11** | | mg/Kg | 0.95 | | 0.95 | 329961 | 01/07/24 | 01/08/24 | DXC |
| Copper | **25** | | mg/Kg | 0.95 | | 0.95 | 329961 | 01/07/24 | 01/08/24 | DXC |
| Lead | **5.5** | | mg/Kg | 0.48 | | 0.95 | 329961 | 01/07/24 | 01/08/24 | DXC |
| Molybdenum | ND | | mg/Kg | 0.95 | | 0.95 | 329961 | 01/07/24 | 01/08/24 | DXC |
| Nickel | **49** | | mg/Kg | 0.95 | | 0.95 | 329961 | 01/07/24 | 01/08/24 | DXC |
| Selenium | ND | | mg/Kg | 1.9 | | 0.95 | 329961 | 01/07/24 | 01/08/24 | DXC |
| Silver | ND | | mg/Kg | 0.48 | | 0.95 | 329961 | 01/07/24 | 01/08/24 | DXC |
| Thallium | **0.081** | J | mg/Kg | 0.95 | 0.031 | 0.95 | 329961 | 01/07/24 | 01/08/24 | DXC |
| Vanadium | **43** | | mg/Kg | 1.9 | | 0.95 | 329961 | 01/07/24 | 01/08/24 | DXC |
| Zinc | **50** | | mg/Kg | 4.8 | | 0.95 | 329961 | 01/07/24 | 01/08/24 | DXC |
| Method: EPA 7471A<br>Prep Method: METHOD | | | | | | | | | | |
| Mercury | ND | | mg/Kg | 0.15 | | 1.1 | 330043 | 01/08/24 | 01/09/24 | KAM |
| Method: EPA 8081A<br>Prep Method: EPA 3546 | | | | | | | | | | |
| alpha-BHC | ND | | ug/Kg | 5.1 | | 1 | 329965 | 01/07/24 | 01/08/24 | TRN |
| beta-BHC | ND | | ug/Kg | 5.1 | | 1 | 329965 | 01/07/24 | 01/08/24 | TRN |
| gamma-BHC | ND | | ug/Kg | 5.1 | | 1 | 329965 | 01/07/24 | 01/08/24 | TRN |
| delta-BHC | ND | | ug/Kg | 5.1 | | 1 | 329965 | 01/07/24 | 01/08/24 | TRN |
| Heptachlor | ND | | ug/Kg | 5.1 | | 1 | 329965 | 01/07/24 | 01/08/24 | TRN |
| Aldrin | ND | | ug/Kg | 5.1 | | 1 | 329965 | 01/07/24 | 01/08/24 | TRN |
| Heptachlor epoxide | ND | | ug/Kg | 5.1 | | 1 | 329965 | 01/07/24 | 01/08/24 | TRN |
| Endosulfan I | ND | | ug/Kg | 5.1 | | 1 | 329965 | 01/07/24 | 01/08/24 | TRN |
| Dieldrin | ND | | ug/Kg | 5.1 | | 1 | 329965 | 01/07/24 | 01/08/24 | TRN |
| 4,4'-DDE | **6.4** | | ug/Kg | 5.1 | | 1 | 329965 | 01/07/24 | 01/08/24 | TRN |
| Endrin | ND | | ug/Kg | 5.1 | | 1 | 329965 | 01/07/24 | 01/08/24 | TRN |
| Endosulfan II | ND | | ug/Kg | 5.1 | | 1 | 329965 | 01/07/24 | 01/08/24 | TRN |
| Endosulfan sulfate | ND | | ug/Kg | 5.1 | | 1 | 329965 | 01/07/24 | 01/08/24 | TRN |
| 4,4'-DDD | ND | | ug/Kg | 5.1 | | 1 | 329965 | 01/07/24 | 01/08/24 | TRN |
| Endrin aldehyde | ND | | ug/Kg | 5.1 | | 1 | 329965 | 01/07/24 | 01/08/24 | TRN |
| Endrin ketone | ND | | ug/Kg | 5.1 | | 1 | 329965 | 01/07/24 | 01/08/24 | TRN |
| 4,4'-DDT | ND | | ug/Kg | 5.1 | | 1 | 329965 | 01/07/24 | 01/08/24 | TRN |
| Methoxychlor | ND | | ug/Kg | 10 | | 1 | 329965 | 01/07/24 | 01/08/24 | TRN |
| Toxaphene | ND | | ug/Kg | 100 | | 1 | 329965 | 01/07/24 | 01/08/24 | TRN |
| Chlordane (Technical) | ND | | ug/Kg | 51 | | 1 | 329965 | 01/07/24 | 01/08/24 | TRN |
| **Surrogates** | | | | **Limits** | | | | | | |
| TCMX | 41% | | %REC | 23-120 | | 1 | 329965 | 01/07/24 | 01/08/24 | TRN |
| Decachlorobiphenyl | 42% | | %REC | 24-120 | | 1 | 329965 | 01/07/24 | 01/08/24 | TRN |



Results for any subcontracted analyses are not included in this section.

ENTHALPY ANALYTICAL

# Analysis Results for 499402

| Sample ID: MPB-3-2.1 | Lab ID: 499402-043 | Collected: 01/03/24 13:05 |
|---|---|---|
| | Matrix: Soil | |

| 499402-043 Analyte | Result | Qual | Units | RL | MDL | DF | Batch | Prepared | Analyzed | Chemist |
|---|---|---|---|---|---|---|---|---|---|---|
| Method: EPA 6020<br>Prep Method: EPA 3050B | | | | | | | | | | |
| Antimony | ND | UJ | mg/Kg | 0.99 | | 0.99 | 329961 | 01/07/24 | 01/08/24 | DXC |
| Arsenic | **6.5** | | mg/Kg | 0.99 | | 0.99 | 329961 | 01/07/24 | 01/08/24 | DXC |
| Barium | **180** | J | mg/Kg | 0.99 | | 0.99 | 329961 | 01/07/24 | 01/08/24 | DXC |
| Beryllium | ND | | mg/Kg | 0.99 | | 0.99 | 329961 | 01/07/24 | 01/08/24 | DXC |
| Cadmium | ND | | mg/Kg | 0.50 | | 0.99 | 329961 | 01/07/24 | 01/08/24 | DXC |
| Chromium | **73** | | mg/Kg | 0.99 | | 0.99 | 329961 | 01/07/24 | 01/08/24 | DXC |
| Cobalt | **17** | | mg/Kg | 0.99 | | 0.99 | 329961 | 01/07/24 | 01/08/24 | DXC |
| Copper | **40** | | mg/Kg | 0.99 | | 0.99 | 329961 | 01/07/24 | 01/08/24 | DXC |
| Lead | **10** | | mg/Kg | 0.50 | | 0.99 | 329961 | 01/07/24 | 01/08/24 | DXC |
| Molybdenum | ND | | mg/Kg | 0.99 | | 0.99 | 329961 | 01/07/24 | 01/08/24 | DXC |
| Nickel | **95** | | mg/Kg | 0.99 | | 0.99 | 329961 | 01/07/24 | 01/08/24 | DXC |
| Selenium | ND | | mg/Kg | 2.0 | | 0.99 | 329961 | 01/07/24 | 01/08/24 | DXC |
| Silver | ND | | mg/Kg | 0.50 | | 0.99 | 329961 | 01/07/24 | 01/08/24 | DXC |
| Thallium | **0.20** | J | mg/Kg | 0.99 | 0.032 | 0.99 | 329961 | 01/07/24 | 01/08/24 | DXC |
| Vanadium | **63** | | mg/Kg | 2.0 | | 0.99 | 329961 | 01/07/24 | 01/08/24 | DXC |
| Zinc | **95** | | mg/Kg | 5.0 | | 0.99 | 329961 | 01/07/24 | 01/08/24 | DXC |
| Method: EPA 7471A<br>Prep Method: METHOD | | | | | | | | | | |
| Mercury | ND | | mg/Kg | 0.16 | | 1.1 | 330043 | 01/08/24 | 01/09/24 | KAM |
| Method: EPA 8081A<br>Prep Method: EPA 3546 | | | | | | | | | | |
| alpha-BHC | ND | | ug/Kg | 5.0 | | 1 | 329965 | 01/07/24 | 01/08/24 | TRN |
| beta-BHC | ND | | ug/Kg | 5.0 | | 1 | 329965 | 01/07/24 | 01/08/24 | TRN |
| gamma-BHC | ND | | ug/Kg | 5.0 | | 1 | 329965 | 01/07/24 | 01/08/24 | TRN |
| delta-BHC | ND | | ug/Kg | 5.0 | | 1 | 329965 | 01/07/24 | 01/08/24 | TRN |
| Heptachlor | ND | | ug/Kg | 5.0 | | 1 | 329965 | 01/07/24 | 01/08/24 | TRN |
| Aldrin | ND | | ug/Kg | 5.0 | | 1 | 329965 | 01/07/24 | 01/08/24 | TRN |
| Heptachlor epoxide | ND | | ug/Kg | 5.0 | | 1 | 329965 | 01/07/24 | 01/08/24 | TRN |
| Endosulfan I | ND | | ug/Kg | 5.0 | | 1 | 329965 | 01/07/24 | 01/08/24 | TRN |
| Dieldrin | ND | | ug/Kg | 5.0 | | 1 | 329965 | 01/07/24 | 01/08/24 | TRN |
| 4,4'-DDE | ND | | ug/Kg | 5.0 | | 1 | 329965 | 01/07/24 | 01/08/24 | TRN |
| Endrin | ND | | ug/Kg | 5.0 | | 1 | 329965 | 01/07/24 | 01/08/24 | TRN |
| Endosulfan II | ND | | ug/Kg | 5.0 | | 1 | 329965 | 01/07/24 | 01/08/24 | TRN |
| Endosulfan sulfate | ND | | ug/Kg | 5.0 | | 1 | 329965 | 01/07/24 | 01/08/24 | TRN |
| 4,4'-DDD | ND | | ug/Kg | 5.0 | | 1 | 329965 | 01/07/24 | 01/08/24 | TRN |
| Endrin aldehyde | ND | | ug/Kg | 5.0 | | 1 | 329965 | 01/07/24 | 01/08/24 | TRN |
| Endrin ketone | ND | | ug/Kg | 5.0 | | 1 | 329965 | 01/07/24 | 01/08/24 | TRN |
| 4,4'-DDT | ND | | ug/Kg | 5.0 | | 1 | 329965 | 01/07/24 | 01/08/24 | TRN |
| Methoxychlor | ND | | ug/Kg | 10 | | 1 | 329965 | 01/07/24 | 01/08/24 | TRN |
| Toxaphene | ND | | ug/Kg | 100 | | 1 | 329965 | 01/07/24 | 01/08/24 | TRN |
| Chlordane (Technical) | ND | | ug/Kg | 50 | | 1 | 329965 | 01/07/24 | 01/08/24 | TRN |
| **Surrogates** | | | | **Limits** | | | | | | |
| TCMX | 53% | | %REC | 23-120 | | 1 | 329965 | 01/07/24 | 01/08/24 | TRN |
| Decachlorobiphenyl | 52% | | %REC | 24-120 | | 1 | 329965 | 01/07/24 | 01/08/24 | TRN |



Results for any subcontracted analyses are not included in this section.

ENTHALPY ANALYTICAL

# Analysis Results for 499402

| Sample ID: MPB-4-0.5 | Lab ID: 499402-044 | Collected: 01/04/24 10:50 |
|---|---|---|
| | Matrix: Soil | |

| 499402-044 Analyte | Result | Qual | Units | RL | MDL | DF | Batch | Prepared | Analyzed | Chemist |
|---|---|---|---|---|---|---|---|---|---|---|
| Method: EPA 6020<br>Prep Method: EPA 3050B | | | | | | | | | | |
| Antimony | ND | UJ | mg/Kg | 0.97 | | 0.97 | 329961 | 01/07/24 | 01/08/24 | DXC |
| Arsenic | **6.5** | | mg/Kg | 0.97 | | 0.97 | 329961 | 01/07/24 | 01/08/24 | DXC |
| Barium | **200** | J | mg/Kg | 0.97 | | 0.97 | 329961 | 01/07/24 | 01/08/24 | DXC |
| Beryllium | ND | | mg/Kg | 0.97 | | 0.97 | 329961 | 01/07/24 | 01/08/24 | DXC |
| Cadmium | ND | | mg/Kg | 0.49 | | 0.97 | 329961 | 01/07/24 | 01/08/24 | DXC |
| Chromium | **67** | | mg/Kg | 0.97 | | 0.97 | 329961 | 01/07/24 | 01/08/24 | DXC |
| Cobalt | **17** | | mg/Kg | 0.97 | | 0.97 | 329961 | 01/07/24 | 01/08/24 | DXC |
| Copper | **44** | | mg/Kg | 0.97 | | 0.97 | 329961 | 01/07/24 | 01/08/24 | DXC |
| Lead | **30** | | mg/Kg | 0.49 | | 0.97 | 329961 | 01/07/24 | 01/08/24 | DXC |
| Molybdenum | ND | | mg/Kg | 0.97 | | 0.97 | 329961 | 01/07/24 | 01/08/24 | DXC |
| Nickel | **86** | | mg/Kg | 0.97 | | 0.97 | 329961 | 01/07/24 | 01/08/24 | DXC |
| Selenium | ND | | mg/Kg | 1.9 | | 0.97 | 329961 | 01/07/24 | 01/08/24 | DXC |
| Silver | ND | | mg/Kg | 0.49 | | 0.97 | 329961 | 01/07/24 | 01/08/24 | DXC |
| Thallium | **0.17** | J | mg/Kg | 0.97 | 0.032 | 0.97 | 329961 | 01/07/24 | 01/08/24 | DXC |
| Vanadium | **58** | | mg/Kg | 1.9 | | 0.97 | 329961 | 01/07/24 | 01/08/24 | DXC |
| Zinc | **130** | | mg/Kg | 4.9 | | 0.97 | 329961 | 01/07/24 | 01/08/24 | DXC |
| Method: EPA 7471A<br>Prep Method: METHOD | | | | | | | | | | |
| Mercury | ND | | mg/Kg | 0.15 | | 1.1 | 330043 | 01/08/24 | 01/09/24 | KAM |
| Method: EPA 8081A<br>Prep Method: EPA 3546 | | | | | | | | | | |
| alpha-BHC | ND | | ug/Kg | 4.9 | | 0.98 | 329965 | 01/07/24 | 01/08/24 | TRN |
| beta-BHC | ND | | ug/Kg | 4.9 | | 0.98 | 329965 | 01/07/24 | 01/08/24 | TRN |
| gamma-BHC | ND | | ug/Kg | 4.9 | | 0.98 | 329965 | 01/07/24 | 01/08/24 | TRN |
| delta-BHC | ND | | ug/Kg | 4.9 | | 0.98 | 329965 | 01/07/24 | 01/08/24 | TRN |
| Heptachlor | ND | | ug/Kg | 4.9 | | 0.98 | 329965 | 01/07/24 | 01/08/24 | TRN |
| Aldrin | ND | | ug/Kg | 4.9 | | 0.98 | 329965 | 01/07/24 | 01/08/24 | TRN |
| Heptachlor epoxide | **14** | J C | ug/Kg | 4.9 | | 0.98 | 329965 | 01/07/24 | 01/08/24 | TRN |
| Endosulfan I | ND | | ug/Kg | 4.9 | | 0.98 | 329965 | 01/07/24 | 01/08/24 | TRN |
| Dieldrin | ND | | ug/Kg | 4.9 | | 0.98 | 329965 | 01/07/24 | 01/08/24 | TRN |
| 4,4'-DDE | **190** | | ug/Kg | 4.9 | | 0.98 | 329965 | 01/07/24 | 01/08/24 | TRN |
| Endrin | ND | | ug/Kg | 4.9 | | 0.98 | 329965 | 01/07/24 | 01/08/24 | TRN |
| Endosulfan II | ND | | ug/Kg | 4.9 | | 0.98 | 329965 | 01/07/24 | 01/08/24 | TRN |
| Endosulfan sulfate | ND | | ug/Kg | 4.9 | | 0.98 | 329965 | 01/07/24 | 01/08/24 | TRN |
| 4,4'-DDD | ND | | ug/Kg | 4.9 | | 0.98 | 329965 | 01/07/24 | 01/08/24 | TRN |
| Endrin aldehyde | ND | | ug/Kg | 4.9 | | 0.98 | 329965 | 01/07/24 | 01/08/24 | TRN |
| Endrin ketone | ND | | ug/Kg | 4.9 | | 0.98 | 329965 | 01/07/24 | 01/08/24 | TRN |
| 4,4'-DDT | **130** | | ug/Kg | 4.9 | | 0.98 | 329965 | 01/07/24 | 01/08/24 | TRN |
| Methoxychlor | ND | | ug/Kg | 9.8 | | 0.98 | 329965 | 01/07/24 | 01/08/24 | TRN |
| Toxaphene | ND | | ug/Kg | 98 | | 0.98 | 329965 | 01/07/24 | 01/08/24 | TRN |
| Chlordane (Technical) | **470** | | ug/Kg | 49 | | 0.98 | 329965 | 01/07/24 | 01/08/24 | TRN |
| **Surrogates** | | | | **Limits** | | | | | | |
| TCMX | 57% | | %REC | 23-120 | | 0.98 | 329965 | 01/07/24 | 01/08/24 | TRN |
| Decachlorobiphenyl | 48% | | %REC | 24-120 | | 0.98 | 329965 | 01/07/24 | 01/08/24 | TRN |



Results for any subcontracted analyses are not included in this section.

ENTHALPY ANALYTICAL

# Analysis Results for 499402

| Sample ID: MPB-4-2.5 | Lab ID: 499402-045 | Collected: 01/04/24 10:55 |
|---|---|---|
| | Matrix: Soil | |

| 499402-045 Analyte | Result | Qual | Units | RL | MDL | DF | Batch | Prepared | Analyzed | Chemist |
|---|---|---|---|---|---|---|---|---|---|---|
| Method: EPA 8081A<br>Prep Method: EPA 3546 | | | | | | | | | | |
| alpha-BHC | ND | | ug/Kg | 4.9 | | 0.98 | 330018 | 01/09/24 | 01/10/24 | MES |
| beta-BHC | ND | | ug/Kg | 4.9 | | 0.98 | 330018 | 01/09/24 | 01/10/24 | MES |
| gamma-BHC | ND | | ug/Kg | 4.9 | | 0.98 | 330018 | 01/09/24 | 01/10/24 | MES |
| delta-BHC | ND | | ug/Kg | 4.9 | | 0.98 | 330018 | 01/09/24 | 01/10/24 | MES |
| Heptachlor | ND | | ug/Kg | 4.9 | | 0.98 | 330018 | 01/09/24 | 01/10/24 | MES |
| Aldrin | ND | | ug/Kg | 4.9 | | 0.98 | 330018 | 01/09/24 | 01/10/24 | MES |
| Heptachlor epoxide | ND | | ug/Kg | 4.9 | | 0.98 | 330018 | 01/09/24 | 01/10/24 | MES |
| Endosulfan I | ND | | ug/Kg | 4.9 | | 0.98 | 330018 | 01/09/24 | 01/10/24 | MES |
| Dieldrin | ND | | ug/Kg | 4.9 | | 0.98 | 330018 | 01/09/24 | 01/10/24 | MES |
| 4,4'-DDE | **8.3** | | ug/Kg | 4.9 | | 0.98 | 330018 | 01/09/24 | 01/10/24 | MES |
| Endrin | ND | | ug/Kg | 4.9 | | 0.98 | 330018 | 01/09/24 | 01/10/24 | MES |
| Endosulfan II | ND | | ug/Kg | 4.9 | | 0.98 | 330018 | 01/09/24 | 01/10/24 | MES |
| Endosulfan sulfate | ND | | ug/Kg | 4.9 | | 0.98 | 330018 | 01/09/24 | 01/10/24 | MES |
| 4,4'-DDD | ND | | ug/Kg | 4.9 | | 0.98 | 330018 | 01/09/24 | 01/10/24 | MES |
| Endrin aldehyde | ND | | ug/Kg | 4.9 | | 0.98 | 330018 | 01/09/24 | 01/10/24 | MES |
| Endrin ketone | ND | | ug/Kg | 4.9 | | 0.98 | 330018 | 01/09/24 | 01/10/24 | MES |
| 4,4'-DDT | **5.4** | | ug/Kg | 4.9 | | 0.98 | 330018 | 01/09/24 | 01/10/24 | MES |
| Methoxychlor | ND | | ug/Kg | 9.8 | | 0.98 | 330018 | 01/09/24 | 01/10/24 | MES |
| Toxaphene | ND | | ug/Kg | 98 | | 0.98 | 330018 | 01/09/24 | 01/10/24 | MES |
| Chlordane (Technical) | ND | | ug/Kg | 49 | | 0.98 | 330018 | 01/09/24 | 01/10/24 | MES |
| **Surrogates** | | | | **Limits** | | | | | | |
| TCMX | 91% | | %REC | 23-120 | | 0.98 | 330018 | 01/09/24 | 01/10/24 | MES |
| Decachlorobiphenyl | 77% | | %REC | 24-120 | | 0.98 | 330018 | 01/09/24 | 01/10/24 | MES |



Results for any subcontracted analyses are not included in this section.

ENTHALPY ANALYTICAL

# Analysis Results for 499402

| Sample ID: DUP-1 | Lab ID: 499402-046 | Collected: 01/04/24 |
|---|---|---|
| | Matrix: Soil | |

| 499402-046 Analyte | Result | Qual | Units | RL | MDL | DF | Batch | Prepared | Analyzed | Chemist |
|---|---|---|---|---|---|---|---|---|---|---|
| Method: EPA 6020<br>Prep Method: EPA 3050B | | | | | | | | | | |
| Antimony | ND | UJ | mg/Kg | 0.95 | | 0.95 | 329961 | 01/07/24 | 01/08/24 | DXC |
| Arsenic | **5.5** | | mg/Kg | 0.95 | | 0.95 | 329961 | 01/07/24 | 01/08/24 | DXC |
| Barium | **190** | J | mg/Kg | 0.95 | | 0.95 | 329961 | 01/07/24 | 01/08/24 | DXC |
| Beryllium | ND | | mg/Kg | 0.95 | | 0.95 | 329961 | 01/07/24 | 01/08/24 | DXC |
| Cadmium | ND | | mg/Kg | 0.48 | | 0.95 | 329961 | 01/07/24 | 01/08/24 | DXC |
| Chromium | **58** | | mg/Kg | 0.95 | | 0.95 | 329961 | 01/07/24 | 01/08/24 | DXC |
| Cobalt | **13** | | mg/Kg | 0.95 | | 0.95 | 329961 | 01/07/24 | 01/08/24 | DXC |
| Copper | **38** | | mg/Kg | 0.95 | | 0.95 | 329961 | 01/07/24 | 01/08/24 | DXC |
| Lead | **16** | | mg/Kg | 0.48 | | 0.95 | 329961 | 01/07/24 | 01/08/24 | DXC |
| Molybdenum | ND | | mg/Kg | 0.95 | | 0.95 | 329961 | 01/07/24 | 01/08/24 | DXC |
| Nickel | **67** | | mg/Kg | 0.95 | | 0.95 | 329961 | 01/07/24 | 01/08/24 | DXC |
| Selenium | ND | | mg/Kg | 1.9 | | 0.95 | 329961 | 01/07/24 | 01/08/24 | DXC |
| Silver | ND | | mg/Kg | 0.48 | | 0.95 | 329961 | 01/07/24 | 01/08/24 | DXC |
| Thallium | **0.14** | J | mg/Kg | 0.95 | 0.031 | 0.95 | 329961 | 01/07/24 | 01/08/24 | DXC |
| Vanadium | **52** | | mg/Kg | 1.9 | | 0.95 | 329961 | 01/07/24 | 01/08/24 | DXC |
| Zinc | **120** | | mg/Kg | 4.8 | | 0.95 | 329961 | 01/07/24 | 01/08/24 | DXC |
| Method: EPA 7471A<br>Prep Method: METHOD | | | | | | | | | | |
| Mercury | ND | | mg/Kg | 0.15 | | 1.1 | 330043 | 01/08/24 | 01/09/24 | KAM |
| Method: EPA 8081A<br>Prep Method: EPA 3546 | | | | | | | | | | |
| alpha-BHC | ND | | ug/Kg | 5.1 | | 1 | 330018 | 01/09/24 | 01/10/24 | MES |
| beta-BHC | ND | | ug/Kg | 5.1 | | 1 | 330018 | 01/09/24 | 01/10/24 | MES |
| gamma-BHC | ND | | ug/Kg | 5.1 | | 1 | 330018 | 01/09/24 | 01/10/24 | MES |
| delta-BHC | ND | | ug/Kg | 5.1 | | 1 | 330018 | 01/09/24 | 01/10/24 | MES |
| Heptachlor | ND | | ug/Kg | 5.1 | | 1 | 330018 | 01/09/24 | 01/10/24 | MES |
| Aldrin | ND | | ug/Kg | 5.1 | | 1 | 330018 | 01/09/24 | 01/10/24 | MES |
| Heptachlor epoxide | ND | | ug/Kg | 5.1 | | 1 | 330018 | 01/09/24 | 01/10/24 | MES |
| Endosulfan I | ND | | ug/Kg | 5.1 | | 1 | 330018 | 01/09/24 | 01/10/24 | MES |
| Dieldrin | ND | | ug/Kg | 5.1 | | 1 | 330018 | 01/09/24 | 01/10/24 | MES |
| 4,4'-DDE | **190** | | ug/Kg | 5.1 | | 1 | 330018 | 01/09/24 | 01/10/24 | MES |
| Endrin | ND | | ug/Kg | 5.1 | | 1 | 330018 | 01/09/24 | 01/10/24 | MES |
| Endosulfan II | ND | | ug/Kg | 5.1 | | 1 | 330018 | 01/09/24 | 01/10/24 | MES |
| Endosulfan sulfate | ND | | ug/Kg | 5.1 | | 1 | 330018 | 01/09/24 | 01/10/24 | MES |
| 4,4'-DDD | ND | | ug/Kg | 5.1 | | 1 | 330018 | 01/09/24 | 01/10/24 | MES |
| Endrin aldehyde | ND | | ug/Kg | 5.1 | | 1 | 330018 | 01/09/24 | 01/10/24 | MES |
| Endrin ketone | ND | | ug/Kg | 5.1 | | 1 | 330018 | 01/09/24 | 01/10/24 | MES |
| 4,4'-DDT | **85** | | ug/Kg | 5.1 | | 1 | 330018 | 01/09/24 | 01/10/24 | MES |
| Methoxychlor | ND | | ug/Kg | 10 | | 1 | 330018 | 01/09/24 | 01/10/24 | MES |
| Toxaphene | ND | | ug/Kg | 100 | | 1 | 330018 | 01/09/24 | 01/10/24 | MES |
| Chlordane (Technical) | **420** | J | ug/Kg | 51 | | 1 | 330018 | 01/09/24 | 01/10/24 | MES |
| **Surrogates** | | | | **Limits** | | | | | | |
| TCMX | 85% | | %REC | 23-120 | | 1 | 330018 | 01/09/24 | 01/10/24 | MES |
| Decachlorobiphenyl | 72% | | %REC | 24-120 | | 1 | 330018 | 01/09/24 | 01/10/24 | MES |



Results for any subcontracted analyses are not included in this section.

ENTHALPY ANALYTICAL

# Analysis Results for 499402

| Sample ID: PC-1-0.5 | Lab ID: 499402-047 | Collected: 01/03/24 09:40 |
|---|---|---|
| | Matrix: Soil | |

| 499402-047 Analyte | Result | Qual | Units | RL | MDL | DF | Batch | Prepared | Analyzed | Chemist |
|---|---|---|---|---|---|---|---|---|---|---|
| Method: EPA 6020<br>Prep Method: EPA 3050B | | | | | | | | | | |
| Antimony | ND | UJ | mg/Kg | 0.99 | | 0.99 | 329962 | 01/07/24 | 01/09/24 | DXC |
| Arsenic | **2.4** | | mg/Kg | 0.99 | | 0.99 | 329962 | 01/07/24 | 01/09/24 | DXC |
| Barium | **140** | | mg/Kg | 0.99 | | 0.99 | 329962 | 01/07/24 | 01/09/24 | DXC |
| Beryllium | ND | | mg/Kg | 0.99 | | 0.99 | 329962 | 01/07/24 | 01/09/24 | DXC |
| Cadmium | ND | | mg/Kg | 0.50 | | 0.99 | 329962 | 01/07/24 | 01/09/24 | DXC |
| Chromium | **39** | J | mg/Kg | 0.99 | | 0.99 | 329962 | 01/07/24 | 01/09/24 | DXC |
| Cobalt | **11** | | mg/Kg | 0.99 | | 0.99 | 329962 | 01/07/24 | 01/09/24 | DXC |
| Copper | **29** | | mg/Kg | 0.99 | | 0.99 | 329962 | 01/07/24 | 01/09/24 | DXC |
| Lead | **5.5** | | mg/Kg | 0.50 | | 0.99 | 329962 | 01/07/24 | 01/09/24 | DXC |
| Molybdenum | ND | | mg/Kg | 0.99 | | 0.99 | 329962 | 01/07/24 | 01/09/24 | DXC |
| Nickel | **61** | J | mg/Kg | 0.99 | | 0.99 | 329962 | 01/07/24 | 01/09/24 | DXC |
| Selenium | ND | | mg/Kg | 2.0 | | 0.99 | 329962 | 01/07/24 | 01/09/24 | DXC |
| Silver | ND | | mg/Kg | 0.50 | | 0.99 | 329962 | 01/07/24 | 01/09/24 | DXC |
| Thallium | **0.20** | J | mg/Kg | 0.99 | 0.032 | 0.99 | 329962 | 01/07/24 | 01/09/24 | DXC |
| Vanadium | **51** | | mg/Kg | 2.0 | | 0.99 | 329962 | 01/07/24 | 01/09/24 | DXC |
| Zinc | **40** | | mg/Kg | 5.0 | | 0.99 | 329962 | 01/07/24 | 01/09/24 | DXC |
| Method: EPA 7471A<br>Prep Method: METHOD | | | | | | | | | | |
| Mercury | ND | | mg/Kg | 0.16 | | 1.2 | 330043 | 01/08/24 | 01/09/24 | KAM |
| Method: EPA 8081A<br>Prep Method: EPA 3546 | | | | | | | | | | |
| alpha-BHC | ND | UJ | ug/Kg | 50 | | 9.9 | 329977 | 01/08/24 | 01/09/24 | TRN |
| beta-BHC | ND | | ug/Kg | 50 | | 9.9 | 329977 | 01/08/24 | 01/09/24 | TRN |
| gamma-BHC | ND | | ug/Kg | 50 | | 9.9 | 329977 | 01/08/24 | 01/09/24 | TRN |
| delta-BHC | ND | | ug/Kg | 50 | | 9.9 | 329977 | 01/08/24 | 01/09/24 | TRN |
| Heptachlor | ND | | ug/Kg | 50 | | 9.9 | 329977 | 01/08/24 | 01/09/24 | TRN |
| Aldrin | ND | | ug/Kg | 50 | | 9.9 | 329977 | 01/08/24 | 01/09/24 | TRN |
| Heptachlor epoxide | ND | | ug/Kg | 50 | | 9.9 | 329977 | 01/08/24 | 01/09/24 | TRN |
| Endosulfan I | ND | | ug/Kg | 50 | | 9.9 | 329977 | 01/08/24 | 01/09/24 | TRN |
| Dieldrin | ND | | ug/Kg | 50 | | 9.9 | 329977 | 01/08/24 | 01/09/24 | TRN |
| 4,4'-DDE | ND | | ug/Kg | 50 | | 9.9 | 329977 | 01/08/24 | 01/09/24 | TRN |
| Endrin | ND | | ug/Kg | 50 | | 9.9 | 329977 | 01/08/24 | 01/09/24 | TRN |
| Endosulfan II | ND | | ug/Kg | 50 | | 9.9 | 329977 | 01/08/24 | 01/09/24 | TRN |
| Endosulfan sulfate | ND | | ug/Kg | 50 | | 9.9 | 329977 | 01/08/24 | 01/09/24 | TRN |
| 4,4'-DDD | ND | | ug/Kg | 50 | | 9.9 | 329977 | 01/08/24 | 01/09/24 | TRN |
| Endrin aldehyde | ND | | ug/Kg | 50 | | 9.9 | 329977 | 01/08/24 | 01/09/24 | TRN |
| Endrin ketone | ND | | ug/Kg | 50 | | 9.9 | 329977 | 01/08/24 | 01/09/24 | TRN |
| 4,4'-DDT | ND | | ug/Kg | 50 | | 9.9 | 329977 | 01/08/24 | 01/09/24 | TRN |
| Methoxychlor | ND | | ug/Kg | 99 | | 9.9 | 329977 | 01/08/24 | 01/09/24 | TRN |
| Toxaphene | ND | | ug/Kg | 990 | | 9.9 | 329977 | 01/08/24 | 01/09/24 | TRN |
| Chlordane (Technical) | ND | | ug/Kg | 500 | | 9.9 | 329977 | 01/08/24 | 01/09/24 | TRN |
| **Surrogates** | | | | **Limits** | | | | | | |
| TCMX | | DO | %REC | 23-120 | | 9.9 | 329977 | 01/08/24 | 01/09/24 | TRN |
| Decachlorobiphenyl | | DO | %REC | 24-120 | | 9.9 | 329977 | 01/08/24 | 01/09/24 | TRN |



Results for any subcontracted analyses are not included in this section.

ENTHALPY ANALYTICAL

# Analysis Results for 499402

| Sample ID: PC-2-0.5 | Lab ID: 499402-048 | Collected: 01/03/24 09:25 |
|---|---|---|
| | Matrix: Soil | |

| 499402-048 Analyte | Result | Qual | Units | RL | MDL | DF | Batch | Prepared | Analyzed | Chemist |
|---|---|---|---|---|---|---|---|---|---|---|
| Method: EPA 6020<br>Prep Method: EPA 3050B | | | | | | | | | | |
| Antimony | ND | UJ | mg/Kg | 0.99 | | 0.99 | 329962 | 01/07/24 | 01/09/24 | DXC |
| Arsenic | **2.2** | | mg/Kg | 0.99 | | 0.99 | 329962 | 01/07/24 | 01/09/24 | DXC |
| Barium | **270** | | mg/Kg | 0.99 | | 0.99 | 329962 | 01/07/24 | 01/09/24 | DXC |
| Beryllium | ND | | mg/Kg | 0.99 | | 0.99 | 329962 | 01/07/24 | 01/09/24 | DXC |
| Cadmium | ND | | mg/Kg | 0.50 | | 0.99 | 329962 | 01/07/24 | 01/09/24 | DXC |
| Chromium | **57** | J | mg/Kg | 0.99 | | 0.99 | 329962 | 01/07/24 | 01/09/24 | DXC |
| Cobalt | **13** | | mg/Kg | 0.99 | | 0.99 | 329962 | 01/07/24 | 01/09/24 | DXC |
| Copper | **37** | | mg/Kg | 0.99 | | 0.99 | 329962 | 01/07/24 | 01/09/24 | DXC |
| Lead | **5.6** | | mg/Kg | 0.50 | | 0.99 | 329962 | 01/07/24 | 01/09/24 | DXC |
| Molybdenum | ND | | mg/Kg | 0.99 | | 0.99 | 329962 | 01/07/24 | 01/09/24 | DXC |
| Nickel | **83** | J | mg/Kg | 0.99 | | 0.99 | 329962 | 01/07/24 | 01/09/24 | DXC |
| Selenium | ND | | mg/Kg | 2.0 | | 0.99 | 329962 | 01/07/24 | 01/09/24 | DXC |
| Silver | ND | | mg/Kg | 0.50 | | 0.99 | 329962 | 01/07/24 | 01/09/24 | DXC |
| Thallium | **0.21** | J | mg/Kg | 0.99 | 0.032 | 0.99 | 329962 | 01/07/24 | 01/09/24 | DXC |
| Vanadium | **61** | | mg/Kg | 2.0 | | 0.99 | 329962 | 01/07/24 | 01/09/24 | DXC |
| Zinc | **43** | | mg/Kg | 5.0 | | 0.99 | 329962 | 01/07/24 | 01/09/24 | DXC |
| Method: EPA 7471A<br>Prep Method: METHOD | | | | | | | | | | |
| Mercury | ND | | mg/Kg | 0.16 | | 1.1 | 330043 | 01/08/24 | 01/09/24 | KAM |
| Method: EPA 8081A<br>Prep Method: EPA 3546 | | | | | | | | | | |
| alpha-BHC | ND | UJ | ug/Kg | 50 | | 9.9 | 329977 | 01/08/24 | 01/09/24 | TRN |
| beta-BHC | ND | | ug/Kg | 50 | | 9.9 | 329977 | 01/08/24 | 01/09/24 | TRN |
| gamma-BHC | ND | | ug/Kg | 50 | | 9.9 | 329977 | 01/08/24 | 01/09/24 | TRN |
| delta-BHC | ND | | ug/Kg | 50 | | 9.9 | 329977 | 01/08/24 | 01/09/24 | TRN |
| Heptachlor | ND | | ug/Kg | 50 | | 9.9 | 329977 | 01/08/24 | 01/09/24 | TRN |
| Aldrin | ND | | ug/Kg | 50 | | 9.9 | 329977 | 01/08/24 | 01/09/24 | TRN |
| Heptachlor epoxide | ND | | ug/Kg | 50 | | 9.9 | 329977 | 01/08/24 | 01/09/24 | TRN |
| Endosulfan I | ND | | ug/Kg | 50 | | 9.9 | 329977 | 01/08/24 | 01/09/24 | TRN |
| Dieldrin | ND | | ug/Kg | 50 | | 9.9 | 329977 | 01/08/24 | 01/09/24 | TRN |
| 4,4'-DDE | ND | | ug/Kg | 50 | | 9.9 | 329977 | 01/08/24 | 01/09/24 | TRN |
| Endrin | ND | | ug/Kg | 50 | | 9.9 | 329977 | 01/08/24 | 01/09/24 | TRN |
| Endosulfan II | ND | | ug/Kg | 50 | | 9.9 | 329977 | 01/08/24 | 01/09/24 | TRN |
| Endosulfan sulfate | ND | | ug/Kg | 50 | | 9.9 | 329977 | 01/08/24 | 01/09/24 | TRN |
| 4,4'-DDD | ND | | ug/Kg | 50 | | 9.9 | 329977 | 01/08/24 | 01/09/24 | TRN |
| Endrin aldehyde | ND | | ug/Kg | 50 | | 9.9 | 329977 | 01/08/24 | 01/09/24 | TRN |
| Endrin ketone | ND | | ug/Kg | 50 | | 9.9 | 329977 | 01/08/24 | 01/09/24 | TRN |
| 4,4'-DDT | ND | | ug/Kg | 50 | | 9.9 | 329977 | 01/08/24 | 01/09/24 | TRN |
| Methoxychlor | ND | | ug/Kg | 99 | | 9.9 | 329977 | 01/08/24 | 01/09/24 | TRN |
| Toxaphene | ND | | ug/Kg | 990 | | 9.9 | 329977 | 01/08/24 | 01/09/24 | TRN |
| Chlordane (Technical) | ND | | ug/Kg | 500 | | 9.9 | 329977 | 01/08/24 | 01/09/24 | TRN |
| **Surrogates** | | | | **Limits** | | | | | | |
| TCMX | | DO | %REC | 23-120 | | 9.9 | 329977 | 01/08/24 | 01/09/24 | TRN |
| Decachlorobiphenyl | | DO | %REC | 24-120 | | 9.9 | 329977 | 01/08/24 | 01/09/24 | TRN |



Results for any subcontracted analyses are not included in this section.

# Analysis Results for 499402

| Sample ID: PC-1-2.5 | Lab ID: 499402-049 | Collected: 01/03/24 09:45 |
|---|---|---|
| | Matrix: Soil | |

| 499402-049 Analyte | Result | Qual | Units | RL | MDL | DF | Batch | Prepared | Analyzed | Chemist |
|---|---|---|---|---|---|---|---|---|---|---|
| Method: EPA 8081A<br>Prep Method: EPA 3546 | | | | | | | | | | |
| alpha-BHC | ND | | ug/Kg | 4.9 | | 0.98 | 329977 | 01/08/24 | 01/09/24 | TRN |
| beta-BHC | ND | | ug/Kg | 4.9 | | 0.98 | 329977 | 01/08/24 | 01/09/24 | TRN |
| gamma-BHC | ND | | ug/Kg | 4.9 | | 0.98 | 329977 | 01/08/24 | 01/09/24 | TRN |
| delta-BHC | ND | | ug/Kg | 4.9 | | 0.98 | 329977 | 01/08/24 | 01/09/24 | TRN |
| Heptachlor | ND | | ug/Kg | 4.9 | | 0.98 | 329977 | 01/08/24 | 01/09/24 | TRN |
| Aldrin | ND | | ug/Kg | 4.9 | | 0.98 | 329977 | 01/08/24 | 01/09/24 | TRN |
| Heptachlor epoxide | ND | | ug/Kg | 4.9 | | 0.98 | 329977 | 01/08/24 | 01/09/24 | TRN |
| Endosulfan I | ND | | ug/Kg | 4.9 | | 0.98 | 329977 | 01/08/24 | 01/09/24 | TRN |
| Dieldrin | ND | | ug/Kg | 4.9 | | 0.98 | 329977 | 01/08/24 | 01/09/24 | TRN |
| 4,4'-DDE | ND | | ug/Kg | 4.9 | | 0.98 | 329977 | 01/08/24 | 01/09/24 | TRN |
| Endrin | ND | | ug/Kg | 4.9 | | 0.98 | 329977 | 01/08/24 | 01/09/24 | TRN |
| Endosulfan II | ND | | ug/Kg | 4.9 | | 0.98 | 329977 | 01/08/24 | 01/09/24 | TRN |
| Endosulfan sulfate | ND | | ug/Kg | 4.9 | | 0.98 | 329977 | 01/08/24 | 01/09/24 | TRN |
| 4,4'-DDD | ND | | ug/Kg | 4.9 | | 0.98 | 329977 | 01/08/24 | 01/09/24 | TRN |
| Endrin aldehyde | ND | | ug/Kg | 4.9 | | 0.98 | 329977 | 01/08/24 | 01/09/24 | TRN |
| Endrin ketone | ND | | ug/Kg | 4.9 | | 0.98 | 329977 | 01/08/24 | 01/09/24 | TRN |
| 4,4'-DDT | ND | | ug/Kg | 4.9 | | 0.98 | 329977 | 01/08/24 | 01/09/24 | TRN |
| Methoxychlor | ND | | ug/Kg | 9.8 | | 0.98 | 329977 | 01/08/24 | 01/09/24 | TRN |
| Toxaphene | ND | | ug/Kg | 98 | | 0.98 | 329977 | 01/08/24 | 01/09/24 | TRN |
| Chlordane (Technical) | ND | | ug/Kg | 49 | | 0.98 | 329977 | 01/08/24 | 01/09/24 | TRN |
| **Surrogates** | | | | **Limits** | | | | | | |
| TCMX | 87% | | %REC | 23-120 | | 0.98 | 329977 | 01/08/24 | 01/09/24 | TRN |
| Decachlorobiphenyl | 74% | | %REC | 24-120 | | 0.98 | 329977 | 01/08/24 | 01/09/24 | TRN |



Results for any subcontracted analyses are not included in this section.

ENTHALPY ANALYTICAL

# Analysis Results for 499402

| Sample ID: PC-2-2.5 | Lab ID: 499402-050 | Collected: 01/03/24 09:35 |
|---|---|---|
| | Matrix: Soil | |

| 499402-050 Analyte | Result | Qual | Units | RL | MDL | DF | Batch | Prepared | Analyzed | Chemist |
|---|---|---|---|---|---|---|---|---|---|---|
| Method: EPA 6020<br>Prep Method: EPA 3050B | | | | | | | | | | |
| Antimony | ND | UJ | mg/Kg | 0.96 | | 0.96 | 329962 | 01/07/24 | 01/09/24 | DXC |
| Arsenic | **9.3** | | mg/Kg | 0.96 | | 0.96 | 329962 | 01/07/24 | 01/09/24 | DXC |
| Barium | **200** | | mg/Kg | 0.96 | | 0.96 | 329962 | 01/07/24 | 01/09/24 | DXC |
| Beryllium | ND | | mg/Kg | 0.96 | | 0.96 | 329962 | 01/07/24 | 01/09/24 | DXC |
| Cadmium | ND | | mg/Kg | 0.48 | | 0.96 | 329962 | 01/07/24 | 01/09/24 | DXC |
| Chromium | **57** | J | mg/Kg | 0.96 | | 0.96 | 329962 | 01/07/24 | 01/09/24 | DXC |
| Cobalt | **13** | | mg/Kg | 0.96 | | 0.96 | 329962 | 01/07/24 | 01/09/24 | DXC |
| Copper | **38** | | mg/Kg | 0.96 | | 0.96 | 329962 | 01/07/24 | 01/09/24 | DXC |
| Lead | **15** | | mg/Kg | 0.48 | | 0.96 | 329962 | 01/07/24 | 01/09/24 | DXC |
| Molybdenum | **0.98** | | mg/Kg | 0.96 | | 0.96 | 329962 | 01/07/24 | 01/09/24 | DXC |
| Nickel | **67** | J | mg/Kg | 0.96 | | 0.96 | 329962 | 01/07/24 | 01/09/24 | DXC |
| Selenium | ND | | mg/Kg | 1.9 | | 0.96 | 329962 | 01/07/24 | 01/09/24 | DXC |
| Silver | ND | | mg/Kg | 0.48 | | 0.96 | 329962 | 01/07/24 | 01/09/24 | DXC |
| Thallium | **0.21** | J | mg/Kg | 0.96 | 0.031 | 0.96 | 329962 | 01/07/24 | 01/09/24 | DXC |
| Vanadium | **58** | | mg/Kg | 1.9 | | 0.96 | 329962 | 01/07/24 | 01/09/24 | DXC |
| Zinc | **100** | | mg/Kg | 4.8 | | 0.96 | 329962 | 01/07/24 | 01/09/24 | DXC |
| Method: EPA 7471A<br>Prep Method: METHOD | | | | | | | | | | |
| Mercury | ND | | mg/Kg | 0.15 | | 1.1 | 329974 | 01/08/24 | 01/09/24 | KAM |
| Method: EPA 8081A<br>Prep Method: EPA 3546 | | | | | | | | | | |
| alpha-BHC | ND | UJ | ug/Kg | 51 | | 10 | 329977 | 01/08/24 | 01/09/24 | TRN |
| beta-BHC | ND | | ug/Kg | 51 | | 10 | 329977 | 01/08/24 | 01/09/24 | TRN |
| gamma-BHC | ND | | ug/Kg | 51 | | 10 | 329977 | 01/08/24 | 01/09/24 | TRN |
| delta-BHC | ND | | ug/Kg | 51 | | 10 | 329977 | 01/08/24 | 01/09/24 | TRN |
| Heptachlor | ND | | ug/Kg | 51 | | 10 | 329977 | 01/08/24 | 01/09/24 | TRN |
| Aldrin | ND | | ug/Kg | 51 | | 10 | 329977 | 01/08/24 | 01/09/24 | TRN |
| Heptachlor epoxide | ND | | ug/Kg | 51 | | 10 | 329977 | 01/08/24 | 01/09/24 | TRN |
| Endosulfan I | ND | | ug/Kg | 51 | | 10 | 329977 | 01/08/24 | 01/09/24 | TRN |
| Dieldrin | ND | | ug/Kg | 51 | | 10 | 329977 | 01/08/24 | 01/09/24 | TRN |
| 4,4'-DDE | ND | | ug/Kg | 51 | | 10 | 329977 | 01/08/24 | 01/09/24 | TRN |
| Endrin | ND | | ug/Kg | 51 | | 10 | 329977 | 01/08/24 | 01/09/24 | TRN |
| Endosulfan II | ND | | ug/Kg | 51 | | 10 | 329977 | 01/08/24 | 01/09/24 | TRN |
| Endosulfan sulfate | ND | | ug/Kg | 51 | | 10 | 329977 | 01/08/24 | 01/09/24 | TRN |
| 4,4'-DDD | ND | | ug/Kg | 51 | | 10 | 329977 | 01/08/24 | 01/09/24 | TRN |
| Endrin aldehyde | ND | | ug/Kg | 51 | | 10 | 329977 | 01/08/24 | 01/09/24 | TRN |
| Endrin ketone | ND | | ug/Kg | 51 | | 10 | 329977 | 01/08/24 | 01/09/24 | TRN |
| 4,4'-DDT | ND | | ug/Kg | 51 | | 10 | 329977 | 01/08/24 | 01/09/24 | TRN |
| Methoxychlor | ND | | ug/Kg | 100 | | 10 | 329977 | 01/08/24 | 01/09/24 | TRN |
| Toxaphene | ND | | ug/Kg | 1,000 | | 10 | 329977 | 01/08/24 | 01/09/24 | TRN |
| Chlordane (Technical) | ND | | ug/Kg | 510 | | 10 | 329977 | 01/08/24 | 01/09/24 | TRN |
| **Surrogates** | | | | **Limits** | | | | | | |
| TCMX | | DO | %REC | 23-120 | | 10 | 329977 | 01/08/24 | 01/09/24 | TRN |
| Decachlorobiphenyl | | DO | %REC | 24-120 | | 10 | 329977 | 01/08/24 | 01/09/24 | TRN |



Results for any subcontracted analyses are not included in this section.

ENTHALPY ANALYTICAL

# Analysis Results for 499402

| Sample ID: PL-1-0.5 | Lab ID: 499402-051 | Collected: 01/04/24 12:35 |
|---|---|---|
| | Matrix: Soil | |

| 499402-051 Analyte | Result | Qual | Units | RL | MDL | DF | Batch | Prepared | Analyzed | Chemist |
|---|---|---|---|---|---|---|---|---|---|---|
| Method: EPA 6020<br>Prep Method: EPA 3050B | | | | | | | | | | |
| Antimony | ND | UJ | mg/Kg | 0.96 | | 0.96 | 329962 | 01/07/24 | 01/09/24 | DXC |
| Arsenic | **4.6** | | mg/Kg | 0.96 | | 0.96 | 329962 | 01/07/24 | 01/09/24 | DXC |
| Barium | **100** | | mg/Kg | 0.96 | | 0.96 | 329962 | 01/07/24 | 01/09/24 | DXC |
| Beryllium | ND | | mg/Kg | 0.96 | | 0.96 | 329962 | 01/07/24 | 01/09/24 | DXC |
| Cadmium | ND | | mg/Kg | 0.48 | | 0.96 | 329962 | 01/07/24 | 01/09/24 | DXC |
| Chromium | **49** | J | mg/Kg | 0.96 | | 0.96 | 329962 | 01/07/24 | 01/09/24 | DXC |
| Cobalt | **11** | | mg/Kg | 0.96 | | 0.96 | 329962 | 01/07/24 | 01/09/24 | DXC |
| Copper | **28** | | mg/Kg | 0.96 | | 0.96 | 329962 | 01/07/24 | 01/09/24 | DXC |
| Lead | **6.4** | | mg/Kg | 0.48 | | 0.96 | 329962 | 01/07/24 | 01/09/24 | DXC |
| Molybdenum | ND | | mg/Kg | 0.96 | | 0.96 | 329962 | 01/07/24 | 01/09/24 | DXC |
| Nickel | **61** | J | mg/Kg | 0.96 | | 0.96 | 329962 | 01/07/24 | 01/09/24 | DXC |
| Selenium | ND | | mg/Kg | 1.9 | | 0.96 | 329962 | 01/07/24 | 01/09/24 | DXC |
| Silver | ND | | mg/Kg | 0.48 | | 0.96 | 329962 | 01/07/24 | 01/09/24 | DXC |
| Thallium | **0.15** | J | mg/Kg | 0.96 | 0.031 | 0.96 | 329962 | 01/07/24 | 01/09/24 | DXC |
| Vanadium | **52** | | mg/Kg | 1.9 | | 0.96 | 329962 | 01/07/24 | 01/09/24 | DXC |
| Zinc | **50** | | mg/Kg | 4.8 | | 0.96 | 329962 | 01/07/24 | 01/09/24 | DXC |
| Method: EPA 7471A<br>Prep Method: METHOD | | | | | | | | | | |
| Mercury | ND | | mg/Kg | 0.15 | | 1.1 | 329974 | 01/08/24 | 01/09/24 | KAM |
| Method: EPA 8015M<br>Prep Method: EPA 3580M | | | | | | | | | | |
| DRO C10-C28 | **510** | | mg/Kg | 99 | | 9.9 | 329997 | 01/08/24 | 01/08/24 | SME |
| ORO C28-C44 | **630** | | mg/Kg | 200 | | 9.9 | 329997 | 01/08/24 | 01/08/24 | SME |
| **Surrogates** | | | | **Limits** | | | | | | |
| n-Triacontane | 109% | | %REC | 70-130 | | 9.9 | 329997 | 01/08/24 | 01/08/24 | SME |
| Method: EPA 8081A<br>Prep Method: EPA 3546 | | | | | | | | | | |
| alpha-BHC | ND | UJ | ug/Kg | 50 | | 9.9 | 330018 | 01/09/24 | 01/10/24 | MES |
| beta-BHC | ND | | ug/Kg | 50 | | 9.9 | 330018 | 01/09/24 | 01/10/24 | MES |
| gamma-BHC | ND | | ug/Kg | 50 | | 9.9 | 330018 | 01/09/24 | 01/10/24 | MES |
| delta-BHC | ND | | ug/Kg | 50 | | 9.9 | 330018 | 01/09/24 | 01/10/24 | MES |
| Heptachlor | ND | | ug/Kg | 50 | | 9.9 | 330018 | 01/09/24 | 01/10/24 | MES |
| Aldrin | ND | | ug/Kg | 50 | | 9.9 | 330018 | 01/09/24 | 01/10/24 | MES |
| Heptachlor epoxide | ND | | ug/Kg | 50 | | 9.9 | 330018 | 01/09/24 | 01/10/24 | MES |
| Endosulfan I | ND | | ug/Kg | 50 | | 9.9 | 330018 | 01/09/24 | 01/10/24 | MES |
| Dieldrin | ND | | ug/Kg | 50 | | 9.9 | 330018 | 01/09/24 | 01/10/24 | MES |
| 4,4'-DDE | ND | | ug/Kg | 50 | | 9.9 | 330018 | 01/09/24 | 01/10/24 | MES |
| Endrin | ND | | ug/Kg | 50 | | 9.9 | 330018 | 01/09/24 | 01/10/24 | MES |
| Endosulfan II | ND | | ug/Kg | 50 | | 9.9 | 330018 | 01/09/24 | 01/10/24 | MES |
| Endosulfan sulfate | ND | | ug/Kg | 50 | | 9.9 | 330018 | 01/09/24 | 01/10/24 | MES |
| 4,4'-DDD | ND | | ug/Kg | 50 | | 9.9 | 330018 | 01/09/24 | 01/10/24 | MES |
| Endrin aldehyde | ND | | ug/Kg | 50 | | 9.9 | 330018 | 01/09/24 | 01/10/24 | MES |
| Endrin ketone | ND | | ug/Kg | 50 | | 9.9 | 330018 | 01/09/24 | 01/10/24 | MES |
| 4,4'-DDT | ND | | ug/Kg | 50 | | 9.9 | 330018 | 01/09/24 | 01/10/24 | MES |
| Methoxychlor | ND | | ug/Kg | 99 | | 9.9 | 330018 | 01/09/24 | 01/10/24 | MES |



Results for any subcontracted analyses are not included in this section.

# Analysis Results for 499402

| 499402-051 Analyte | Result | Qual | Units | RL | MDL | DF | Batch | Prepared | Analyzed | Chemist |
|---|---|---|---|---|---|---|---|---|---|---|
| Toxaphene | ND | UJ | ug/Kg | 990 | | 9.9 | 330018 | 01/09/24 | 01/10/24 | MES |
| Chlordane (Technical) | ND | UJ | ug/Kg | 500 | | 9.9 | 330018 | 01/09/24 | 01/10/24 | MES |
| **Surrogates** | | | | **Limits** | | | | | | |
| TCMX | | DO | %REC | 23-120 | | 9.9 | 330018 | 01/09/24 | 01/10/24 | MES |
| Decachlorobiphenyl | | DO | %REC | 24-120 | | 9.9 | 330018 | 01/09/24 | 01/10/24 | MES |
| Method: EPA 8260B<br>Prep Method: EPA 5030B | | | | | | | | | | |
| TPH Gasoline | **2,000** | | ug/Kg | 100 | | 1 | 329942 | 01/06/24 | 01/06/24 | EJB |
| **Surrogates** | | | | **Limits** | | | | | | |
| Dibromofluoromethane | 101% | | %REC | 70-145 | | 1 | 329942 | 01/06/24 | 01/06/24 | EJB |
| 1,2-Dichloroethane-d4 | 106% | | %REC | 70-145 | | 1 | 329942 | 01/06/24 | 01/06/24 | EJB |
| Toluene-d8 | 98% | | %REC | 70-145 | | 1 | 329942 | 01/06/24 | 01/06/24 | EJB |
| Bromofluorobenzene | 106% | | %REC | 70-145 | | 1 | 329942 | 01/06/24 | 01/06/24 | EJB |



Results for any subcontracted analyses are not included in this section.

ENTHALPY ANALYTICAL

# Analysis Results for 499402

| Sample ID: PL-2-0.5 | Lab ID: 499402-052 | Collected: 01/04/24 13:20 |
|---|---|---|
| | Matrix: Soil | |

| 499402-052 Analyte | Result | Qual | Units | RL | MDL | DF | Batch | Prepared | Analyzed | Chemist |
|---|---|---|---|---|---|---|---|---|---|---|
| Method: EPA 6020<br>Prep Method: EPA 3050B | | | | | | | | | | |
| Antimony | ND | UJ | mg/Kg | 0.97 | | 0.97 | 329962 | 01/07/24 | 01/09/24 | DXC |
| Arsenic | **2.6** | | mg/Kg | 0.97 | | 0.97 | 329962 | 01/07/24 | 01/09/24 | DXC |
| Barium | **140** | | mg/Kg | 0.97 | | 0.97 | 329962 | 01/07/24 | 01/09/24 | DXC |
| Beryllium | ND | | mg/Kg | 0.97 | | 0.97 | 329962 | 01/07/24 | 01/09/24 | DXC |
| Cadmium | ND | | mg/Kg | 0.49 | | 0.97 | 329962 | 01/07/24 | 01/09/24 | DXC |
| Chromium | **57** | J | mg/Kg | 0.97 | | 0.97 | 329962 | 01/07/24 | 01/09/24 | DXC |
| Cobalt | **14** | | mg/Kg | 0.97 | | 0.97 | 329962 | 01/07/24 | 01/09/24 | DXC |
| Copper | **43** | | mg/Kg | 0.97 | | 0.97 | 329962 | 01/07/24 | 01/09/24 | DXC |
| Lead | **5.4** | | mg/Kg | 0.49 | | 0.97 | 329962 | 01/07/24 | 01/09/24 | DXC |
| Molybdenum | ND | | mg/Kg | 0.97 | | 0.97 | 329962 | 01/07/24 | 01/09/24 | DXC |
| Nickel | **49** | J | mg/Kg | 0.97 | | 0.97 | 329962 | 01/07/24 | 01/09/24 | DXC |
| Selenium | ND | | mg/Kg | 1.9 | | 0.97 | 329962 | 01/07/24 | 01/09/24 | DXC |
| Silver | ND | | mg/Kg | 0.49 | | 0.97 | 329962 | 01/07/24 | 01/09/24 | DXC |
| Thallium | **0.074** | J | mg/Kg | 0.97 | 0.032 | 0.97 | 329962 | 01/07/24 | 01/09/24 | DXC |
| Vanadium | **79** | | mg/Kg | 1.9 | | 0.97 | 329962 | 01/07/24 | 01/09/24 | DXC |
| Zinc | **49** | | mg/Kg | 4.9 | | 0.97 | 329962 | 01/07/24 | 01/09/24 | DXC |
| Method: EPA 7471A<br>Prep Method: METHOD | | | | | | | | | | |
| Mercury | ND | | mg/Kg | 0.16 | | 1.2 | 329974 | 01/08/24 | 01/09/24 | KAM |
| Method: EPA 8015M<br>Prep Method: EPA 3580M | | | | | | | | | | |
| DRO C10-C28 | **110** | | mg/Kg | 100 | | 10 | 329997 | 01/08/24 | 01/08/24 | SME |
| ORO C28-C44 | **580** | | mg/Kg | 200 | | 10 | 329997 | 01/08/24 | 01/08/24 | SME |
| **Surrogates** | | | | **Limits** | | | | | | |
| n-Triacontane | 106% | | %REC | 70-130 | | 10 | 329997 | 01/08/24 | 01/08/24 | SME |
| Method: EPA 8081A<br>Prep Method: EPA 3546 | | | | | | | | | | |
| alpha-BHC | ND | UJ | ug/Kg | 50 | | 9.9 | 330018 | 01/09/24 | 01/10/24 | MES |
| beta-BHC | ND | | ug/Kg | 50 | | 9.9 | 330018 | 01/09/24 | 01/10/24 | MES |
| gamma-BHC | ND | | ug/Kg | 50 | | 9.9 | 330018 | 01/09/24 | 01/10/24 | MES |
| delta-BHC | ND | | ug/Kg | 50 | | 9.9 | 330018 | 01/09/24 | 01/10/24 | MES |
| Heptachlor | ND | | ug/Kg | 50 | | 9.9 | 330018 | 01/09/24 | 01/10/24 | MES |
| Aldrin | ND | | ug/Kg | 50 | | 9.9 | 330018 | 01/09/24 | 01/10/24 | MES |
| Heptachlor epoxide | ND | | ug/Kg | 50 | | 9.9 | 330018 | 01/09/24 | 01/10/24 | MES |
| Endosulfan I | ND | | ug/Kg | 50 | | 9.9 | 330018 | 01/09/24 | 01/10/24 | MES |
| Dieldrin | ND | | ug/Kg | 50 | | 9.9 | 330018 | 01/09/24 | 01/10/24 | MES |
| 4,4'-DDE | ND | | ug/Kg | 50 | | 9.9 | 330018 | 01/09/24 | 01/10/24 | MES |
| Endrin | ND | | ug/Kg | 50 | | 9.9 | 330018 | 01/09/24 | 01/10/24 | MES |
| Endosulfan II | ND | | ug/Kg | 50 | | 9.9 | 330018 | 01/09/24 | 01/10/24 | MES |
| Endosulfan sulfate | ND | | ug/Kg | 50 | | 9.9 | 330018 | 01/09/24 | 01/10/24 | MES |
| 4,4'-DDD | ND | | ug/Kg | 50 | | 9.9 | 330018 | 01/09/24 | 01/10/24 | MES |
| Endrin aldehyde | ND | | ug/Kg | 50 | | 9.9 | 330018 | 01/09/24 | 01/10/24 | MES |
| Endrin ketone | ND | | ug/Kg | 50 | | 9.9 | 330018 | 01/09/24 | 01/10/24 | MES |
| 4,4'-DDT | ND | | ug/Kg | 50 | | 9.9 | 330018 | 01/09/24 | 01/10/24 | MES |
| Methoxychlor | ND | | ug/Kg | 99 | | 9.9 | 330018 | 01/09/24 | 01/10/24 | MES |



Results for any subcontracted analyses are not included in this section.

# Analysis Results for 499402

| 499402-052 Analyte | Result | Qual | Units | RL | MDL | DF | Batch | Prepared | Analyzed | Chemist |
|---|---|---|---|---|---|---|---|---|---|---|
| Toxaphene | ND | UJ | ug/Kg | 990 | | 9.9 | 330018 | 01/09/24 | 01/10/24 | MES |
| Chlordane (Technical) | ND | UJ | ug/Kg | 500 | | 9.9 | 330018 | 01/09/24 | 01/10/24 | MES |
| **Surrogates** | | | | **Limits** | | | | | | |
| TCMX | | DO | %REC | 23-120 | | 9.9 | 330018 | 01/09/24 | 01/10/24 | MES |
| Decachlorobiphenyl | | DO | %REC | 24-120 | | 9.9 | 330018 | 01/09/24 | 01/10/24 | MES |
| Method: EPA 8260B<br>Prep Method: EPA 5030B | | | | | | | | | | |
| TPH Gasoline | ND | | ug/Kg | 100 | | 1 | 329942 | 01/06/24 | 01/06/24 | EJB |
| **Surrogates** | | | | **Limits** | | | | | | |
| Dibromofluoromethane | 100% | | %REC | 70-145 | | 1 | 329942 | 01/06/24 | 01/06/24 | EJB |
| 1,2-Dichloroethane-d4 | 106% | | %REC | 70-145 | | 1 | 329942 | 01/06/24 | 01/06/24 | EJB |
| Toluene-d8 | 103% | | %REC | 70-145 | | 1 | 329942 | 01/06/24 | 01/06/24 | EJB |
| Bromofluorobenzene | 109% | | %REC | 70-145 | | 1 | 329942 | 01/06/24 | 01/06/24 | EJB |



Results for any subcontracted analyses are not included in this section.

ENTHALPY ANALYTICAL

# Analysis Results for 499402

| Sample ID: PL-1-3.1 | Lab ID: 499402-053 | Collected: 01/04/24 12:40 |
|---|---|---|
| | Matrix: Soil | |

| 499402-053 Analyte | Result | Qual | Units | RL | MDL | DF | Batch | Prepared | Analyzed | Chemist |
|---|---|---|---|---|---|---|---|---|---|---|
| Method: EPA 6020<br>Prep Method: EPA 3050B | | | | | | | | | | |
| Antimony | ND | UJ | mg/Kg | 0.98 | | 0.98 | 329962 | 01/07/24 | 01/09/24 | DXC |
| Arsenic | **4.2** | | mg/Kg | 0.98 | | 0.98 | 329962 | 01/07/24 | 01/09/24 | DXC |
| Barium | **120** | | mg/Kg | 0.98 | | 0.98 | 329962 | 01/07/24 | 01/09/24 | DXC |
| Beryllium | ND | | mg/Kg | 0.98 | | 0.98 | 329962 | 01/07/24 | 01/09/24 | DXC |
| Cadmium | ND | | mg/Kg | 0.49 | | 0.98 | 329962 | 01/07/24 | 01/09/24 | DXC |
| Chromium | **41** | J | mg/Kg | 0.98 | | 0.98 | 329962 | 01/07/24 | 01/09/24 | DXC |
| Cobalt | **9.2** | | mg/Kg | 0.98 | | 0.98 | 329962 | 01/07/24 | 01/09/24 | DXC |
| Copper | **19** | | mg/Kg | 0.98 | | 0.98 | 329962 | 01/07/24 | 01/09/24 | DXC |
| Lead | **5.6** | | mg/Kg | 0.49 | | 0.98 | 329962 | 01/07/24 | 01/09/24 | DXC |
| Molybdenum | ND | | mg/Kg | 0.98 | | 0.98 | 329962 | 01/07/24 | 01/09/24 | DXC |
| Nickel | **55** | J | mg/Kg | 0.98 | | 0.98 | 329962 | 01/07/24 | 01/09/24 | DXC |
| Selenium | ND | | mg/Kg | 2.0 | | 0.98 | 329962 | 01/07/24 | 01/09/24 | DXC |
| Silver | ND | | mg/Kg | 0.49 | | 0.98 | 329962 | 01/07/24 | 01/09/24 | DXC |
| Thallium | **0.13** | J | mg/Kg | 0.98 | 0.032 | 0.98 | 329962 | 01/07/24 | 01/09/24 | DXC |
| Vanadium | **38** | | mg/Kg | 2.0 | | 0.98 | 329962 | 01/07/24 | 01/09/24 | DXC |
| Zinc | **43** | | mg/Kg | 4.9 | | 0.98 | 329962 | 01/07/24 | 01/09/24 | DXC |
| Method: EPA 7471A<br>Prep Method: METHOD | | | | | | | | | | |
| Mercury | ND | | mg/Kg | 0.15 | | 1.1 | 329974 | 01/08/24 | 01/09/24 | KAM |
| Method: EPA 8015M<br>Prep Method: EPA 3580M | | | | | | | | | | |
| DRO C10-C28 | ND | | mg/Kg | 10 | | 1 | 329997 | 01/08/24 | 01/08/24 | SME |
| ORO C28-C44 | ND | | mg/Kg | 20 | | 1 | 329997 | 01/08/24 | 01/08/24 | SME |
| **Surrogates** | | | | **Limits** | | | | | | |
| n-Triacontane | 103% | | %REC | 70-130 | | 1 | 329997 | 01/08/24 | 01/08/24 | SME |
| Method: EPA 8081A<br>Prep Method: EPA 3546 | | | | | | | | | | |
| alpha-BHC | ND | | ug/Kg | 5.0 | | 1 | 330018 | 01/09/24 | 01/10/24 | MES |
| beta-BHC | ND | | ug/Kg | 5.0 | | 1 | 330018 | 01/09/24 | 01/10/24 | MES |
| gamma-BHC | ND | | ug/Kg | 5.0 | | 1 | 330018 | 01/09/24 | 01/10/24 | MES |
| delta-BHC | ND | | ug/Kg | 5.0 | | 1 | 330018 | 01/09/24 | 01/10/24 | MES |
| Heptachlor | ND | | ug/Kg | 5.0 | | 1 | 330018 | 01/09/24 | 01/10/24 | MES |
| Aldrin | ND | | ug/Kg | 5.0 | | 1 | 330018 | 01/09/24 | 01/10/24 | MES |
| Heptachlor epoxide | ND | | ug/Kg | 5.0 | | 1 | 330018 | 01/09/24 | 01/10/24 | MES |
| Endosulfan I | ND | | ug/Kg | 5.0 | | 1 | 330018 | 01/09/24 | 01/10/24 | MES |
| Dieldrin | ND | | ug/Kg | 5.0 | | 1 | 330018 | 01/09/24 | 01/10/24 | MES |
| 4,4'-DDE | ND | | ug/Kg | 5.0 | | 1 | 330018 | 01/09/24 | 01/10/24 | MES |
| Endrin | ND | | ug/Kg | 5.0 | | 1 | 330018 | 01/09/24 | 01/10/24 | MES |
| Endosulfan II | ND | | ug/Kg | 5.0 | | 1 | 330018 | 01/09/24 | 01/10/24 | MES |
| Endosulfan sulfate | ND | | ug/Kg | 5.0 | | 1 | 330018 | 01/09/24 | 01/10/24 | MES |
| 4,4'-DDD | ND | | ug/Kg | 5.0 | | 1 | 330018 | 01/09/24 | 01/10/24 | MES |
| Endrin aldehyde | ND | | ug/Kg | 5.0 | | 1 | 330018 | 01/09/24 | 01/10/24 | MES |
| Endrin ketone | ND | | ug/Kg | 5.0 | | 1 | 330018 | 01/09/24 | 01/10/24 | MES |
| 4,4'-DDT | ND | | ug/Kg | 5.0 | | 1 | 330018 | 01/09/24 | 01/10/24 | MES |
| Methoxychlor | ND | | ug/Kg | 10 | | 1 | 330018 | 01/09/24 | 01/10/24 | MES |



Results for any subcontracted analyses are not included in this section.

ENTHALPY ANALYTICAL

# Analysis Results for 499402

| 499402-053 Analyte | Result | Qual | Units | RL | MDL | DF | Batch | Prepared | Analyzed | Chemist |
|---|---|---|---|---|---|---|---|---|---|---|
| Toxaphene | ND | | ug/Kg | 100 | | 1 | 330018 | 01/09/24 | 01/10/24 | MES |
| Chlordane (Technical) | ND | | ug/Kg | 50 | | 1 | 330018 | 01/09/24 | 01/10/24 | MES |
| **Surrogates** | | | | **Limits** | | | | | | |
| TCMX | 95% | | %REC | 23-120 | | 1 | 330018 | 01/09/24 | 01/10/24 | MES |
| Decachlorobiphenyl | 83% | | %REC | 24-120 | | 1 | 330018 | 01/09/24 | 01/10/24 | MES |
| Method: EPA 8260B<br>Prep Method: EPA 5030B | | | | | | | | | | |
| TPH Gasoline | ND | | ug/Kg | 100 | | 1 | 329942 | 01/06/24 | 01/06/24 | EJB |
| **Surrogates** | | | | **Limits** | | | | | | |
| Dibromofluoromethane | 101% | | %REC | 70-145 | | 1 | 329942 | 01/06/24 | 01/06/24 | EJB |
| 1,2-Dichloroethane-d4 | 107% | | %REC | 70-145 | | 1 | 329942 | 01/06/24 | 01/06/24 | EJB |
| Toluene-d8 | 105% | | %REC | 70-145 | | 1 | 329942 | 01/06/24 | 01/06/24 | EJB |
| Bromofluorobenzene | 105% | | %REC | 70-145 | | 1 | 329942 | 01/06/24 | 01/06/24 | EJB |



Results for any subcontracted analyses are not included in this section.

# Analysis Results for 499402

| Sample ID: PL-2-2.5 | Lab ID: 499402-054 | Collected: 01/04/24 13:25 |
|---|---|---|
| | Matrix: Soil | |

| 499402-054 Analyte | Result | Qual | Units | RL | MDL | DF | Batch | Prepared | Analyzed | Chemist |
|---|---|---|---|---|---|---|---|---|---|---|
| Method: EPA 8015M<br>Prep Method: EPA 3580M | | | | | | | | | | |
| DRO C10-C28 | ND | | mg/Kg | 10 | | 1 | 329997 | 01/08/24 | 01/08/24 | SME |
| ORO C28-C44 | ND | UJ | mg/Kg | 20 | | 1 | 329997 | 01/08/24 | 01/08/24 | SME |
| **Surrogates** | | | | **Limits** | | | | | | |
| n-Triacontane | 100% | | %REC | 70-130 | | 1 | 329997 | 01/08/24 | 01/08/24 | SME |
| Method: EPA 8081A<br>Prep Method: EPA 3546 | | | | | | | | | | |
| alpha-BHC | ND | | ug/Kg | 5.1 | | 1 | 330018 | 01/09/24 | 01/10/24 | MES |
| beta-BHC | ND | | ug/Kg | 5.1 | | 1 | 330018 | 01/09/24 | 01/10/24 | MES |
| gamma-BHC | ND | | ug/Kg | 5.1 | | 1 | 330018 | 01/09/24 | 01/10/24 | MES |
| delta-BHC | ND | | ug/Kg | 5.1 | | 1 | 330018 | 01/09/24 | 01/10/24 | MES |
| Heptachlor | ND | | ug/Kg | 5.1 | | 1 | 330018 | 01/09/24 | 01/10/24 | MES |
| Aldrin | ND | | ug/Kg | 5.1 | | 1 | 330018 | 01/09/24 | 01/10/24 | MES |
| Heptachlor epoxide | ND | | ug/Kg | 5.1 | | 1 | 330018 | 01/09/24 | 01/10/24 | MES |
| Endosulfan I | ND | | ug/Kg | 5.1 | | 1 | 330018 | 01/09/24 | 01/10/24 | MES |
| Dieldrin | ND | | ug/Kg | 5.1 | | 1 | 330018 | 01/09/24 | 01/10/24 | MES |
| 4,4'-DDE | ND | | ug/Kg | 5.1 | | 1 | 330018 | 01/09/24 | 01/10/24 | MES |
| Endrin | ND | | ug/Kg | 5.1 | | 1 | 330018 | 01/09/24 | 01/10/24 | MES |
| Endosulfan II | ND | | ug/Kg | 5.1 | | 1 | 330018 | 01/09/24 | 01/10/24 | MES |
| Endosulfan sulfate | ND | | ug/Kg | 5.1 | | 1 | 330018 | 01/09/24 | 01/10/24 | MES |
| 4,4'-DDD | ND | | ug/Kg | 5.1 | | 1 | 330018 | 01/09/24 | 01/10/24 | MES |
| Endrin aldehyde | ND | | ug/Kg | 5.1 | | 1 | 330018 | 01/09/24 | 01/10/24 | MES |
| Endrin ketone | ND | | ug/Kg | 5.1 | | 1 | 330018 | 01/09/24 | 01/10/24 | MES |
| 4,4'-DDT | ND | | ug/Kg | 5.1 | | 1 | 330018 | 01/09/24 | 01/10/24 | MES |
| Methoxychlor | ND | | ug/Kg | 10 | | 1 | 330018 | 01/09/24 | 01/10/24 | MES |
| Toxaphene | ND | | ug/Kg | 100 | | 1 | 330018 | 01/09/24 | 01/10/24 | MES |
| Chlordane (Technical) | ND | | ug/Kg | 51 | | 1 | 330018 | 01/09/24 | 01/10/24 | MES |
| **Surrogates** | | | | **Limits** | | | | | | |
| TCMX | 91% | | %REC | 23-120 | | 1 | 330018 | 01/09/24 | 01/10/24 | MES |
| Decachlorobiphenyl | 84% | | %REC | 24-120 | | 1 | 330018 | 01/09/24 | 01/10/24 | MES |
| Method: EPA 8260B<br>Prep Method: EPA 5030B | | | | | | | | | | |
| TPH Gasoline | ND | | ug/Kg | 100 | | 1 | 329942 | 01/06/24 | 01/06/24 | EJB |
| **Surrogates** | | | | **Limits** | | | | | | |
| Dibromofluoromethane | 103% | | %REC | 70-145 | | 1 | 329942 | 01/06/24 | 01/06/24 | EJB |
| 1,2-Dichloroethane-d4 | 109% | | %REC | 70-145 | | 1 | 329942 | 01/06/24 | 01/06/24 | EJB |
| Toluene-d8 | 107% | | %REC | 70-145 | | 1 | 329942 | 01/06/24 | 01/06/24 | EJB |
| Bromofluorobenzene | 104% | | %REC | 70-145 | | 1 | 329942 | 01/06/24 | 01/06/24 | EJB |



Results for any subcontracted analyses are not included in this section.

ENTHALPY ANALYTICAL

# Analysis Results for 499402

| Sample ID: DUP-5 | Lab ID: 499402-055 | Collected: 01/04/24 |
|---|---|---|
| | Matrix: Soil | |

| 499402-055 Analyte | Result | Qual | Units | RL | MDL | DF | Batch | Prepared | Analyzed | Chemist |
|---|---|---|---|---|---|---|---|---|---|---|
| Method: EPA 6020<br>Prep Method: EPA 3050B | | | | | | | | | | |
| Antimony | ND | UJ | mg/Kg | 0.96 | | 0.96 | 329962 | 01/07/24 | 01/09/24 | DXC |
| Arsenic | **2.1** | | mg/Kg | 0.96 | | 0.96 | 329962 | 01/07/24 | 01/09/24 | DXC |
| Barium | **160** | | mg/Kg | 0.96 | | 0.96 | 329962 | 01/07/24 | 01/09/24 | DXC |
| Beryllium | ND | | mg/Kg | 0.96 | | 0.96 | 329962 | 01/07/24 | 01/09/24 | DXC |
| Cadmium | ND | | mg/Kg | 0.48 | | 0.96 | 329962 | 01/07/24 | 01/09/24 | DXC |
| Chromium | **59** | J | mg/Kg | 0.96 | | 0.96 | 329962 | 01/07/24 | 01/09/24 | DXC |
| Cobalt | **13** | | mg/Kg | 0.96 | | 0.96 | 329962 | 01/07/24 | 01/09/24 | DXC |
| Copper | **34** | | mg/Kg | 0.96 | | 0.96 | 329962 | 01/07/24 | 01/09/24 | DXC |
| Lead | **5.3** | | mg/Kg | 0.48 | | 0.96 | 329962 | 01/07/24 | 01/09/24 | DXC |
| Molybdenum | ND | | mg/Kg | 0.96 | | 0.96 | 329962 | 01/07/24 | 01/09/24 | DXC |
| Nickel | **66** | J | mg/Kg | 0.96 | | 0.96 | 329962 | 01/07/24 | 01/09/24 | DXC |
| Selenium | ND | | mg/Kg | 1.9 | | 0.96 | 329962 | 01/07/24 | 01/09/24 | DXC |
| Silver | ND | | mg/Kg | 0.48 | | 0.96 | 329962 | 01/07/24 | 01/09/24 | DXC |
| Thallium | **0.079** | J | mg/Kg | 0.96 | 0.031 | 0.96 | 329962 | 01/07/24 | 01/09/24 | DXC |
| Vanadium | **70** | | mg/Kg | 1.9 | | 0.96 | 329962 | 01/07/24 | 01/09/24 | DXC |
| Zinc | **46** | | mg/Kg | 4.8 | | 0.96 | 329962 | 01/07/24 | 01/09/24 | DXC |
| Method: EPA 7471A<br>Prep Method: METHOD | | | | | | | | | | |
| Mercury | ND | | mg/Kg | 0.16 | | 1.1 | 329974 | 01/08/24 | 01/09/24 | KAM |
| Method: EPA 8081A<br>Prep Method: EPA 3546 | | | | | | | | | | |
| alpha-BHC | ND | UJ | ug/Kg | 51 | | 10 | 330118 | 01/09/24 | 01/10/24 | MES |
| beta-BHC | ND | | ug/Kg | 51 | | 10 | 330118 | 01/09/24 | 01/10/24 | MES |
| gamma-BHC | ND | | ug/Kg | 51 | | 10 | 330118 | 01/09/24 | 01/10/24 | MES |
| delta-BHC | ND | | ug/Kg | 51 | | 10 | 330118 | 01/09/24 | 01/10/24 | MES |
| Heptachlor | ND | | ug/Kg | 51 | | 10 | 330118 | 01/09/24 | 01/10/24 | MES |
| Aldrin | ND | | ug/Kg | 51 | | 10 | 330118 | 01/09/24 | 01/10/24 | MES |
| Heptachlor epoxide | ND | | ug/Kg | 51 | | 10 | 330118 | 01/09/24 | 01/10/24 | MES |
| Endosulfan I | ND | | ug/Kg | 51 | | 10 | 330118 | 01/09/24 | 01/10/24 | MES |
| Dieldrin | ND | | ug/Kg | 51 | | 10 | 330118 | 01/09/24 | 01/10/24 | MES |
| 4,4'-DDE | ND | | ug/Kg | 51 | | 10 | 330118 | 01/09/24 | 01/10/24 | MES |
| Endrin | ND | | ug/Kg | 51 | | 10 | 330118 | 01/09/24 | 01/10/24 | MES |
| Endosulfan II | ND | | ug/Kg | 51 | | 10 | 330118 | 01/09/24 | 01/10/24 | MES |
| Endosulfan sulfate | ND | | ug/Kg | 51 | | 10 | 330118 | 01/09/24 | 01/10/24 | MES |
| 4,4'-DDD | ND | | ug/Kg | 51 | | 10 | 330118 | 01/09/24 | 01/10/24 | MES |
| Endrin aldehyde | ND | | ug/Kg | 51 | | 10 | 330118 | 01/09/24 | 01/10/24 | MES |
| Endrin ketone | ND | | ug/Kg | 51 | | 10 | 330118 | 01/09/24 | 01/10/24 | MES |
| 4,4'-DDT | ND | | ug/Kg | 51 | | 10 | 330118 | 01/09/24 | 01/10/24 | MES |
| Methoxychlor | ND | | ug/Kg | 100 | | 10 | 330118 | 01/09/24 | 01/10/24 | MES |
| Toxaphene | ND | | ug/Kg | 1,000 | | 10 | 330118 | 01/09/24 | 01/10/24 | MES |
| Chlordane (Technical) | ND | | ug/Kg | 510 | | 10 | 330118 | 01/09/24 | 01/10/24 | MES |
| **Surrogates** | | | | **Limits** | | | | | | |
| TCMX | | DO | %REC | 23-120 | | 10 | 330118 | 01/09/24 | 01/10/24 | MES |
| Decachlorobiphenyl | | DO | %REC | 24-120 | | 10 | 330118 | 01/09/24 | 01/10/24 | MES |



Results for any subcontracted analyses are not included in this section.

ENTHALPY ANALYTICAL

# Analysis Results for 499402

| Sample ID: DUP-6 | Lab ID: 499402-056 | Collected: 01/04/24 |
|---|---|---|
| | Matrix: Soil | |

| 499402-056 Analyte | Result | Qual | Units | RL | MDL | DF | Batch | Prepared | Analyzed | Chemist |
|---|---|---|---|---|---|---|---|---|---|---|
| Method: EPA 8015M<br>Prep Method: EPA 3580M | | | | | | | | | | |
| DRO C10-C28 | **160** | | mg/Kg | 100 | | 10 | 329997 | 01/08/24 | 01/08/24 | SME |
| ORO C28-C44 | **1,200** | J | mg/Kg | 200 | | 10 | 329997 | 01/08/24 | 01/08/24 | SME |
| **Surrogates** | | | | **Limits** | | | | | | |
| n-Triacontane | 108% | | %REC | 70-130 | | 10 | 329997 | 01/08/24 | 01/08/24 | SME |
| Method: EPA 8081A<br>Prep Method: EPA 3546 | | | | | | | | | | |
| alpha-BHC | ND | UJ | ug/Kg | 51 | | 10 | 330118 | 01/09/24 | 01/10/24 | MES |
| beta-BHC | ND | | ug/Kg | 51 | | 10 | 330118 | 01/09/24 | 01/10/24 | MES |
| gamma-BHC | ND | | ug/Kg | 51 | | 10 | 330118 | 01/09/24 | 01/10/24 | MES |
| delta-BHC | ND | | ug/Kg | 51 | | 10 | 330118 | 01/09/24 | 01/10/24 | MES |
| Heptachlor | ND | | ug/Kg | 51 | | 10 | 330118 | 01/09/24 | 01/10/24 | MES |
| Aldrin | ND | | ug/Kg | 51 | | 10 | 330118 | 01/09/24 | 01/10/24 | MES |
| Heptachlor epoxide | ND | | ug/Kg | 51 | | 10 | 330118 | 01/09/24 | 01/10/24 | MES |
| Endosulfan I | ND | | ug/Kg | 51 | | 10 | 330118 | 01/09/24 | 01/10/24 | MES |
| Dieldrin | ND | | ug/Kg | 51 | | 10 | 330118 | 01/09/24 | 01/10/24 | MES |
| 4,4'-DDE | ND | | ug/Kg | 51 | | 10 | 330118 | 01/09/24 | 01/10/24 | MES |
| Endrin | ND | | ug/Kg | 51 | | 10 | 330118 | 01/09/24 | 01/10/24 | MES |
| Endosulfan II | ND | | ug/Kg | 51 | | 10 | 330118 | 01/09/24 | 01/10/24 | MES |
| Endosulfan sulfate | ND | | ug/Kg | 51 | | 10 | 330118 | 01/09/24 | 01/10/24 | MES |
| 4,4'-DDD | ND | | ug/Kg | 51 | | 10 | 330118 | 01/09/24 | 01/10/24 | MES |
| Endrin aldehyde | ND | | ug/Kg | 51 | | 10 | 330118 | 01/09/24 | 01/10/24 | MES |
| Endrin ketone | ND | | ug/Kg | 51 | | 10 | 330118 | 01/09/24 | 01/10/24 | MES |
| 4,4'-DDT | ND | | ug/Kg | 51 | | 10 | 330118 | 01/09/24 | 01/10/24 | MES |
| Methoxychlor | ND | | ug/Kg | 100 | | 10 | 330118 | 01/09/24 | 01/10/24 | MES |
| Toxaphene | ND | | ug/Kg | 1,000 | | 10 | 330118 | 01/09/24 | 01/10/24 | MES |
| Chlordane (Technical) | ND | | ug/Kg | 510 | | 10 | 330118 | 01/09/24 | 01/10/24 | MES |
| **Surrogates** | | | | **Limits** | | | | | | |
| TCMX | | DO | %REC | 23-120 | | 10 | 330118 | 01/09/24 | 01/10/24 | MES |
| Decachlorobiphenyl | | DO | %REC | 24-120 | | 10 | 330118 | 01/09/24 | 01/10/24 | MES |
| Method: EPA 8260B<br>Prep Method: EPA 5030B | | | | | | | | | | |
| TPH Gasoline | ND | | ug/Kg | 100 | | 1 | 329942 | 01/06/24 | 01/06/24 | EJB |
| **Surrogates** | | | | **Limits** | | | | | | |
| Dibromofluoromethane | 102% | | %REC | 70-145 | | 1 | 329942 | 01/06/24 | 01/06/24 | EJB |
| 1,2-Dichloroethane-d4 | 109% | | %REC | 70-145 | | 1 | 329942 | 01/06/24 | 01/06/24 | EJB |
| Toluene-d8 | 109% | | %REC | 70-145 | | 1 | 329942 | 01/06/24 | 01/06/24 | EJB |
| Bromofluorobenzene | 107% | | %REC | 70-145 | | 1 | 329942 | 01/06/24 | 01/06/24 | EJB |

B Contamination found in associated Method Blank
C Presence confirmed, but RPD between columns exceeds 40%
DO Diluted Out
J Estimated value
ND Not Detected



Results for any subcontracted analyses are not included in this section.

**Final Report**

# Bulk Asbestos Analysis

(EPA Method 40CFR, Part 763, Appendix E to Subpart E and EPA 600/R-93-116, Visual Area Estimation)
NVLAP Lab Code: 101459-0

Enthalpy Analytical LLC
Richard Villafania
2323 5th Street

Berkeley, CA 94710

**Client ID:** 1137
**Report Number:** B355472
**Date Received:** 01/05/24
**Date Analyzed:** 01/10/24
**Date Printed:** 01/10/24
**First Reported:** 01/10/24

**Job ID/Site:** PO# Required - Enthalpy EO-499402

**Date(s) Collected:** 01/04/2024

**SGSFL Job ID:** 1137
**Total Samples Submitted:** 7
**Total Samples Analyzed:** 7

| Sample ID | Lab Number | Asbestos Type | Percent in Layer | Asbestos Type | Percent in Layer | Asbestos Type | Percent in Layer |
|---|---|---|---|---|---|---|---|
| **CB0607-3-.05** | 12721213 | | | | | | |
| Layer: Brown Soil | | | **ND** | | | | |
| Total Composite Values of Fibrous Components: Cellulose (Trace) | | **Asbestos (ND)** | | | | | |
| **CB0607-3-2.5** | 12721214 | | | | | | |
| Layer: Brown Soil | | | **ND** | | | | |
| Total Composite Values of Fibrous Components: Cellulose (Trace) | | **Asbestos (ND)** | | | | | |
| **PC-1-.05** | 12721215 | | | | | | |
| Layer: Brown Soil | | | **ND** | | | | |
| Total Composite Values of Fibrous Components: Cellulose (Trace) | | **Asbestos (ND)** | | | | | |
| **PC-1-2.5** | 12721216 | | | | | | |
| Layer: Brown Soil | | | **ND** | | | | |
| Total Composite Values of Fibrous Components: Cellulose (Trace) | | **Asbestos (ND)** | | | | | |
| **PL-1-.05** | 12721217 | | | | | | |
| Layer: Brown Soil | | | **ND** | | | | |
| Total Composite Values of Fibrous Components: Cellulose (Trace) | | **Asbestos (ND)** | | | | | |
| **PL-1-3.1** | 12721218 | | | | | | |
| Layer: Brown Soil | | | **ND** | | | | |
| Total Composite Values of Fibrous Components: Cellulose (Trace) | | **Asbestos (ND)** | | | | | |
| **DUP-5** | 12721219 | | | | | | |
| Layer: Brown Soil | | | **ND** | | | | |
| Total Composite Values of Fibrous Components: Cellulose (Trace) | | **Asbestos (ND)** | | | | | |



3777 Depot Road, Suite 409, Hayward, CA 94545 | Phone: 510.887.8828 / 800.827.3274 Fax: 510.887.4218 | https://falaboratories.sgs.com

**Report Number:** B355472

**Client Name:** Enthalpy Analytical LLC **Date Printed:** 01/10/24

| Sample ID | Lab Number | Asbestos Type | Percent in Layer | Asbestos Type | Percent in Layer | Asbestos Type | Percent in Layer |
|---|---|---|---|---|---|---|---|

Maria Cosper, Laboratory Supervisor, Hayward Laboratory

Note: Limit of Quantification ('LOQ') = 1%. 'Trace' denotes the presence of asbestos below the LOQ. 'ND' = 'None Detected'.

Analytical results and reports are generated by SGS Forensic Laboratories (SGSFL) at the request of and for the exclusive use of the person or entity (client) named on such report. Results, reports or copies of same will not be released by SGSFL to any third party without prior written request from client. This report applies only to the sample(s) tested. Supporting laboratory documentation is available upon request. This report must not be reproduced except in full, unless approved by SGSFL. The client is solely responsible for the use and interpretation of test results and reports requested from SGSFL. This report must not be used by the client to claim product endorsement by NVLAP or any other agency of the U.S. Government. SGSFL is not able to assess the degree of hazard resulting from materials analyzed. SGS Forensic Laboratories reserves the right to dispose of all samples after a period of thirty (30) days, according to all state and federal guidelines, unless otherwise specified. All samples were received in acceptable condition unless otherwise noted.



3777 Depot Road, Suite 409, Hayward, CA 94545 | Phone: 510.887.8828 / 800.827.3274 Fax: 510.887.4218 | https://falaboratories.sgs.com

# Appendix F

**Duvergé 2011 Exhibit 1**

**Figure 4 – Location of the 77 selected sites selected from the Geotracker database**

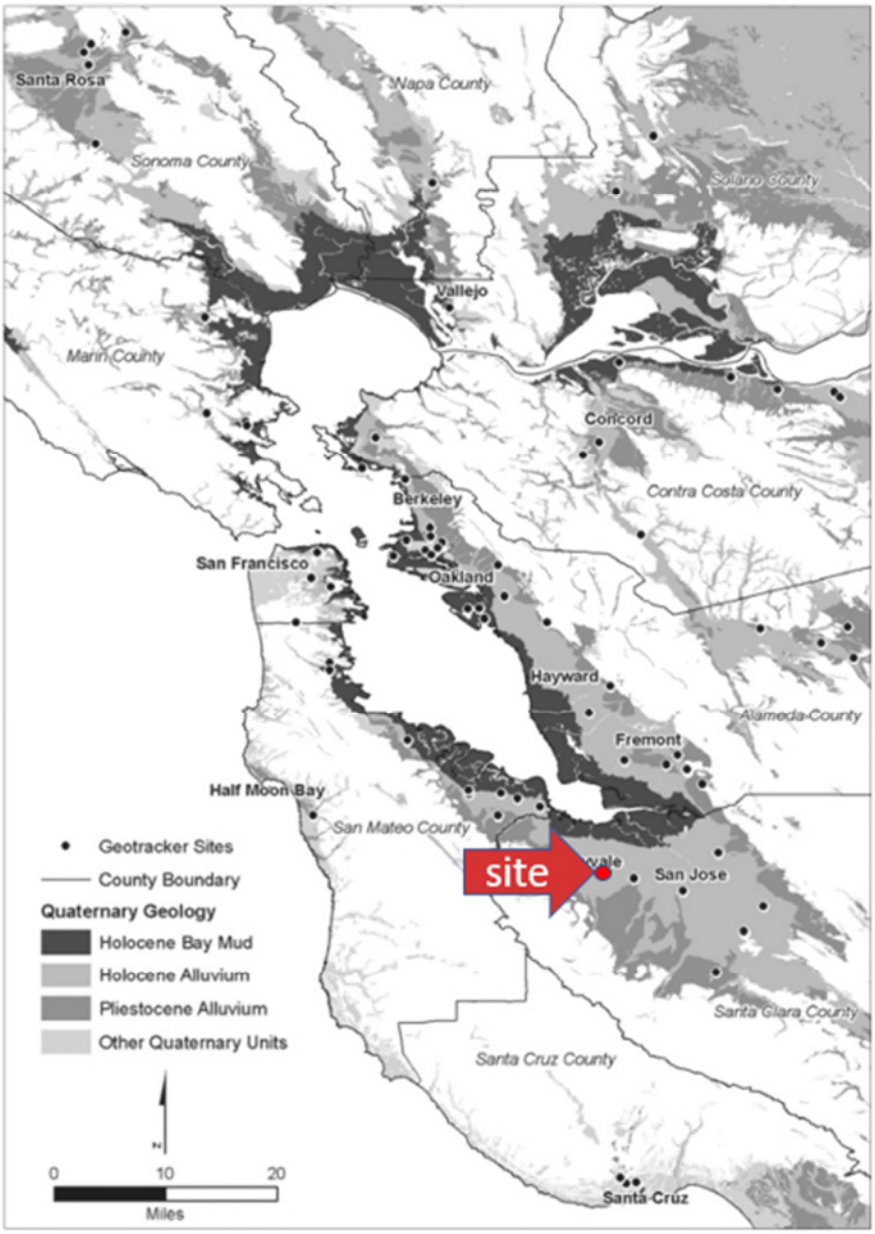


Adapted from Duverge (2011)

Geology base-map from Wentworth (1997)

# Appendix G

## 95% UCL Calculation Output for Arsenic and Cobalt

# Appendix G
# 95% UCL ProUCL Output
# Westwood Elementary School Campus
# 435 Saratoga Avenue
# Santa Clara, California

**UCL Statistics for Data Sets with Non-Detects**

| | |
|---|---|
| User Selected Options | |
| Date/Time of Computation | ProUCL 5.2 3/22/2024 11:26:40 AM |
| From File | Westwood Elementary ProUCL Input_a.xls |
| Full Precision | OFF |
| Confidence Coefficient | 95% |
| Number of Bootstrap Operations | 2000 |

**Result (arsenic)**

**General Statistics**

| | | | |
|---|---|---|---|
| Total Number of Observations | 33 | Number of Distinct Observations | 27 |
| | | Number of Missing Observations | 0 |
| Minimum | 2.1 | Mean | 6.239 |
| Maximum | 28 | Median | 5.3 |
| SD | 4.602 | Std. Error of Mean | 0.801 |
| Coefficient of Variation | 0.738 | Skewness | 3.659 |

**Normal GOF Test**

| | | |
|---|---|---|
| Shapiro Wilk Test Statistic | 0.607 | **Shapiro Wilk GOF Test** |
| 1% Shapiro Wilk Critical Value | 0.906 | Data Not Normal at 1% Significance Level |
| Lilliefors Test Statistic | 0.313 | **Lilliefors GOF Test** |
| 1% Lilliefors Critical Value | 0.177 | Data Not Normal at 1% Significance Level |

**Data Not Normal at 1% Significance Level**

**Assuming Normal Distribution**

| **95% Normal UCL** | | **95% UCLs (Adjusted for Skewness)** | |
|---|---|---|---|
| 95% Student's-t UCL | 7.596 | 95% Adjusted-CLT UCL (Chen-1995) | 8.102 |
| | | 95% Modified-t UCL (Johnson-1978) | 7.682 |

**Gamma GOF Test**

| | | |
|---|---|---|
| A-D Test Statistic | 1.643 | **Anderson-Darling Gamma GOF Test** |
| 5% A-D Critical Value | 0.752 | Data Not Gamma Distributed at 5% Significance Level |
| K-S Test Statistic | 0.226 | **Kolmogorov-Smirnov Gamma GOF Test** |
| 5% K-S Critical Value | 0.154 | Data Not Gamma Distributed at 5% Significance Level |

**Data Not Gamma Distributed at 5% Significance Level**

**Gamma Statistics**

| | | | |
|---|---|---|---|
| k hat (MLE) | 3.512 | k star (bias corrected MLE) | 3.213 |
| Theta hat (MLE) | 1.777 | Theta star (bias corrected MLE) | 1.942 |
| nu hat (MLE) | 231.8 | nu star (bias corrected) | 212.1 |
| MLE Mean (bias corrected) | 6.239 | MLE Sd (bias corrected) | 3.481 |
| | | Approximate Chi Square Value (0.05) | 179.4 |
| Adjusted Level of Significance | 0.0419 | Adjusted Chi Square Value | 177.8 |

**Assuming Gamma Distribution**

| | | | |
|---|---|---|---|
| 95% Approximate Gamma UCL | 7.377 | 95% Adjusted Gamma UCL | 7.441 |

**Lognormal GOF Test**

| | | |
|---|---|---|
| Shapiro Wilk Test Statistic | 0.911 | **Shapiro Wilk Lognormal GOF Test** |
| 10% Shapiro Wilk Critical Value | 0.942 | Data Not Lognormal at 10% Significance Level |
| Lilliefors Test Statistic | 0.181 | **Lilliefors Lognormal GOF Test** |
| 10% Lilliefors Critical Value | 0.139 | Data Not Lognormal at 10% Significance Level |

# Appendix G
# 95% UCL ProUCL Output
# Westwood Elementary School Campus
# 435 Saratoga Avenue
# Santa Clara, California

**UCL Statistics for Data Sets with Non-Detects**

Data Not Lognormal at 10% Significance Level

**Lognormal Statistics**

| | | | |
|---|---|---|---|
| Minimum of Logged Data | 0.742 | Mean of logged Data | 1.682 |
| Maximum of Logged Data | 3.332 | SD of logged Data | 0.51 |

**Assuming Lognormal Distribution**

| | | | |
|---|---|---|---|
| 95% H-UCL | 7.293 | 90% Chebyshev (MVUE) UCL | 7.794 |
| 95% Chebyshev (MVUE) UCL | 8.564 | 97.5% Chebyshev (MVUE) UCL | 9.632 |
| 99% Chebyshev (MVUE) UCL | 11.73 | | |

**Nonparametric Distribution Free UCL Statistics**

Data do not follow a Discernible Distribution

**Nonparametric Distribution Free UCLs**

| | | | |
|---|---|---|---|
| 95% CLT UCL | 7.557 | 95% BCA Bootstrap UCL | 8.206 |
| 95% Standard Bootstrap UCL | 7.548 | 95% Bootstrap-t UCL | 9.046 |
| 95% Hall's Bootstrap UCL | 13.9 | 95% Percentile Bootstrap UCL | 7.703 |
| 90% Chebyshev(Mean, Sd) UCL | 8.643 | 95% Chebyshev(Mean, Sd) UCL | 9.732 |
| 97.5% Chebyshev(Mean, Sd) UCL | 11.24 | 99% Chebyshev(Mean, Sd) UCL | 14.21 |

**Suggested UCL to Use**

95% Student's-t UCL 7.596

Note: Suggestions regarding the selection of a 95% UCL are provided to help the user to select the most appropriate 95% UCL.
Recommendations are based upon data size, data distribution, and skewness using results from simulation studies.
However, simulations results will not cover all Real World data sets; for additional insight the user may want to consult a statistician.

**Result (cobalt)**

**General Statistics**

| | | | |
|---|---|---|---|
| Total Number of Observations | 33 | Number of Distinct Observations | 12 |
| | | Number of Missing Observations | 0 |
| Minimum | 9 | Mean | 16.49 |
| Maximum | 51 | Median | 15 |
| SD | 7.377 | Std. Error of Mean | 1.284 |
| Coefficient of Variation | 0.447 | Skewness | 3.622 |

**Normal GOF Test**

| | | | |
|---|---|---|---|
| Shapiro Wilk Test Statistic | 0.597 | **Shapiro Wilk GOF Test** | |
| 1% Shapiro Wilk Critical Value | 0.906 | Data Not Normal at 1% Significance Level | |
| Lilliefors Test Statistic | 0.328 | **Lilliefors GOF Test** | |
| 1% Lilliefors Critical Value | 0.177 | Data Not Normal at 1% Significance Level | |

Data Not Normal at 1% Significance Level

**Assuming Normal Distribution**

| **95% Normal UCL** | | **95% UCLs (Adjusted for Skewness)** | |
|---|---|---|---|
| 95% Student's-t UCL | 18.67 | 95% Adjusted-CLT UCL (Chen-1995) | 19.47 |
| | | 95% Modified-t UCL (Johnson-1978) | 18.8 |

**Gamma GOF Test**

| | | | |
|---|---|---|---|
| A-D Test Statistic | 2.603 | **Anderson-Darling Gamma GOF Test** | |
| 5% A-D Critical Value | 0.747 | Data Not Gamma Distributed at 5% Significance Level | |
| K-S Test Statistic | 0.268 | **Kolmogorov-Smirnov Gamma GOF Test** | |
| 5% K-S Critical Value | 0.153 | Data Not Gamma Distributed at 5% Significance Level | |

Data Not Gamma Distributed at 5% Significance Level

**Gamma Statistics**

| | | | |
|---|---|---|---|
| k hat (MLE) | 8.658 | k star (bias corrected MLE) | 7.891 |

**UCL Statistics for Data Sets with Non-Detects**

| | | | |
|---|---|---|---|
| Theta hat (MLE) | 1.905 | Theta star (bias corrected MLE) | 2.09 |
| nu hat (MLE) | 571.4 | nu star (bias corrected) | 520.8 |
| MLE Mean (bias corrected) | 16.49 | MLE Sd (bias corrected) | 5.87 |
| | | Approximate Chi Square Value (0.05) | 468.9 |
| Adjusted Level of Significance | 0.0419 | Adjusted Chi Square Value | 466.4 |

**Assuming Gamma Distribution**

| | | | |
|---|---|---|---|
| 95% Approximate Gamma UCL | 18.32 | 95% Adjusted Gamma UCL | 18.42 |

**Lognormal GOF Test**

| | | | |
|---|---|---|---|
| Shapiro Wilk Test Statistic | 0.823 | **Shapiro Wilk Lognormal GOF Test** | |
| 10% Shapiro Wilk Critical Value | 0.942 | Data Not Lognormal at 10% Significance Level | |
| Lilliefors Test Statistic | 0.237 | **Lilliefors Lognormal GOF Test** | |
| 10% Lilliefors Critical Value | 0.139 | Data Not Lognormal at 10% Significance Level | |

Data Not Lognormal at 10% Significance Level

**Lognormal Statistics**

| | | | |
|---|---|---|---|
| Minimum of Logged Data | 2.197 | Mean of logged Data | 2.744 |
| Maximum of Logged Data | 3.932 | SD of logged Data | 0.315 |

**Assuming Lognormal Distribution**

| | | | |
|---|---|---|---|
| 95% H-UCL | 18.07 | 90% Chebyshev (MVUE) UCL | 19.05 |
| 95% Chebyshev (MVUE) UCL | 20.29 | 97.5% Chebyshev (MVUE) UCL | 22 |
| 99% Chebyshev (MVUE) UCL | 25.38 | | |

**Nonparametric Distribution Free UCL Statistics**

Data do not follow a Discernible Distribution

**Nonparametric Distribution Free UCLs**

| | | | |
|---|---|---|---|
| 95% CLT UCL | 18.6 | 95% BCA Bootstrap UCL | 19.82 |
| 95% Standard Bootstrap UCL | 18.59 | 95% Bootstrap-t UCL | 21.52 |
| 95% Hall's Bootstrap UCL | 29.7 | 95% Percentile Bootstrap UCL | 18.85 |
| 90% Chebyshev(Mean, Sd) UCL | 20.34 | 95% Chebyshev(Mean, Sd) UCL | 22.09 |
| 97.5% Chebyshev(Mean, Sd) UCL | 24.51 | 99% Chebyshev(Mean, Sd) UCL | 29.27 |

**Suggested UCL to Use**

95% Student's-t UCL 18.67

Note: Suggestions regarding the selection of a 95% UCL are provided to help the user to select the most appropriate 95% UCL.
Recommendations are based upon data size, data distribution, and skewness using results from simulation studies.
However, simulations results will not cover all Real World data sets; for additional insight the user may want to consult a statistician.

# Appendix H

## Human Health Screening Evaluation Files

# LeadSpread 9- LEAD RISK ASSESSMENT SPREADSHEET
# CALIFORNIA DEPARTMENT OF TOXIC SUBSTANCES CONTROL

USERS GUIDE to Leadspread Version 9

## INPUT

| MEDIUM | LEVEL |
|---|---|
| Lead in Soil/Dust (µg/g) | 30 |
| Respirable Dust (µg/cubic m) | 1.5 |

## EXPOSURE PARAMETERS

| Parameter | units | adults | children |
|---|---|---|---|
| Days per week | days/wk | 7 | |
| Days per week, occupational | - | 5 | |
| Geometric Standard Deviation | - | 1.6 | |
| Blood lead level of concern | (µg/dl) | 1.1 | 1 |
| Skin area, residential | square cm | 6032 | 2373 |
| Skin area occupational | square cm | 6032 | |
| Soil adherence | µg/square cm | 70 | 200 |
| Dermal uptake constant | (µg/dl)/(µg/day) | 0.00027 | 0.00048 |
| Soil ingestion | mg/day | 30 | 80 |
| Soil ingestion, pica | mg/day | | 1000 |
| Ingestion constant | (µg/dl)/(µg/day) | 0.09 | 0.16 |
| Bioavailability | unitless | 0.6 | |
| Breathing rate | cubic meter/day | 20 | 10 |
| Inhalation constant | (µg/dl)/(µg/day) | 0.082 | 0.192 |

Click here for REFERENCES

## OUTPUT

| ENDPOINT and RECEPTOR | 50th Percentile Change in Blood Pb (µg/dl) | 90th Percentile Change in Blood Pb (µg/dl) | 95th Percentile Change in Blood Pb (µg/dl) | PRG-90 (µg/g) | PRG-95 (µg/g) |
|---|---|---|---|---|---|
| BLOOD Pb, ADULT | 0.1 | 0.1 | 0.1 | 356 | 301 |
| BLOOD Pb, CHILD | 0.2 | 0.4 | 0.5 | 70 | 59 |
| BLOOD Pb, PICA CHILD | 2.9 | 5.3 | 6.2 | 6 | 5 |
| BLOOD Pb, OCCUPATIONAL | 0.0 | 0.1 | 0.1 | 499 | 421 |
| | | | | | |

## PATHWAYS

| ADULTS | Residential Pathway Contribution | Residential Pathway Contribution | Residential Pathway Contribution | Occupational Pathway contribution | Occupational Pathway contribution | Occupational Pathway contribution |
|---|---|---|---|---|---|---|
| Pathway | PEF* | µg/dl | percent | PEF | µg/dl | percent |
| Soil Contact | 6.8E-5 | 0.00 | 4% | 4.9E-5 | 0.00 | 4% |
| Soil Ingestion | 1.6E-3 | 0.05 | 96% | 1.2E-3 | 0.03 | 96% |
| Inhalation | 2.5E-6 | 0.00 | 0.1% | 1.8E-6 | 0.00 | 0.1% |

| CHILDREN | Typical Pathway contribution | Typical Pathway contribution | Typical Pathway contribution | with pica Pathway contribution | with pica Pathway contribution | with pica Pathway contribution |
|---|---|---|---|---|---|---|
| Pathway | PEF* | µg/dl | percent | PEF | µg/dl | percent |
| Soil Contact | 1.4E-4 | 0.00 | 1.7% | | 0.00 | 0.1% |
| Soil Ingestion | 7.7E-3 | 0.23 | 98% | 9.6E-2 | 2.88 | 100% |
| Inhalation | 2.9E-6 | 0.00 | 0.0% | | 0.00 | 0.0% |

Click here for Equations

*Pathway Exposure Factor

# Appendix I

## Public Outreach Activity Files

Santa Clara Unified School District

December 13, 2023

Preliminary Environmental Assessment (PEA) for the Westwood Elementary School Project
Santa Clara, California

Dear Community Members and Neighbors of the Westwood Elementary School,

We would like to provide you with advance notice of a preliminary environmental assessment (PEA) that will be conducted for the Westwood School Project located at 435 Saratoga Ave in Santa Clara, California.

The environmental assessment program will be performed by a licensed contractor under the oversight of the California Environmental Protection Agency, Department of Toxic Substances Control (DTSC). Although an environmental assessment will be conducted, this does not mean hazardous substances are located on this property. State laws require that all proposed new and expanding school sites undergo a complete environmental review, and if necessary, a cleanup to protect students, faculty, and staff who will occupy the school.

Field work is scheduled to occur during the day on January 3 and 4, 2024 and is expected to be completed within 2 days. All field work will be conducted during normal business hours, and street closures will not be required during the investigation.

The District will submit the results of the PEA as a draft to DTSC for review and approval of a final draft. The PEA will include an assessment of whether hazardous materials are present and, if so, whether the materials are present at concentrations that would require some type of cleanup before implementing the school construction project. The District will hold a 30-day public review and comment period on the draft PEA. Additionally, the District will hold a public hearing to discuss the investigation results and receive comments from the public. All comments received in the process shall be forwarded to the DTSC for consideration.

The draft PEA will be made available for review at two District repositories. Notice of the start of the 30-day review period, date of public hearing, and location of repositories will be published in a local paper of general circulation. When the public participation process is complete, DTSC will issue a final determination with regard to the PEA.

If you have any questions concerning the upcoming PEA, please contact Ms. Melissa Kersh, Project Manager for Facility Development Planning, Santa Clara Unified School District, at 408-423-2148 or mkersh@scusd.net.

Arcadis U.S., Inc.
101 Creekside Ridge Court, Suite 200
Roseville
California 95678
Phone: 916 786 0320
Fax: 916 786 0366
www.arcadis.com

# Appendix F: Ambient Noise Monitoring Data

**Westwood Elementary School Master Plan Project**
**Santa Clara, CA**
**Appendix: Ambient Noise Monitoring Data**
**Prepared by MIG, August 2023**

| TABLE 1: SUMMARY OF SHORT-TERM NOISE MONITORING DATA | | | | | | | | | | | | |
|---|---|---|---|---|---|---|---|---|---|---|---|---|
| **Site** | **Date** | **Time** | **Duration** | **Leq** | **Lmin** | **Lmax** | **L(01)** | **L(08)** | **L(16)** | **L(25)** | **L(50)** | **L(90)** |
| ST-1 | 4/11/2023 | 10:30 AM | 10 minutes | 57.5 | 40.3 | 72.2 | 63.4 | 61.3 | 59.6 | 58.2 | 56.0 | 52.4 |
| ST-2 | 4/11/2023 | 10:46 AM | 10 minutes | 48.9 | 38.6 | 63.4 | 56.8 | 53.4 | 50.8 | 48.6 | 45.5 | 42.2 |
| ST-3 | 4/11/2023 | 11:59 AM | 8 minutes | 64.0 | 63.3 | 65.4 | 64.3 | 64.2 | 64.2 | 64.1 | 64.0 | 63.8 |

# Appendix G: Transportation Analysis Memorandum Hexagon Transportation Consultants, July 19, 2024

# Hexagon Transportation Consultants, Inc.

## Memorandum

**Date:** July 19, 2024

**To:** Christine Lau, MIG

**From:** Robert Del Rio, T.E.
Daniel Choi

**Subject:** Transportation Analysis for the Proposed Master Plan for the Westwood Elementary School (Santa Clara Unified School District) in Santa Clara, California

Hexagon Transportation Consultants, Inc. has completed a transportation analysis for the Master Plan for the Westwood Elementary School in Santa Clara, California. The project site is located along the east side of Saratoga Avenue, between Los Padres Boulevard and Cypress Avenue (see Figure 1).

## Project Description

The Westwood Elementary School Master Plan is part of the school district's master plan update for four existing elementary schools in the City of Santa Clara. These schools include the following:

- Bracher Elementary School
- Briarwood Elementary School
- Westwood Elementary School
- Scott Lane Elementary School

As part of the master plan for each school, each site will include modernization, reconfiguration, and/or expansion for each campus. The campus adjustments may result in reconfiguration and/or addition of parking along with adjustments to access and circulation. The intent of the Master Plan is to modernize the campus and update facilities for current and project school needs. The Master Plan supports an overall decrease in student population across the four sites. Currently, funding is only identified for Phase 1. Phase 1 of the project will be funded with general obligation bond Measure BB funds approved by voters in 2018. The other improvements identified in the Master Plan will be completed as funding is secured for each phase.

The Westwood Elementary School Master Plan will be carried out in multiple phases and would reduce the number of classrooms from 35 to 27, reduce the number of staff from 84 to 76, and reduce the student capacity from 746 to 584. In addition, an entry plaza would be constructed, additional parking would be installed, and there would be small changes to on-site circulation and inbound vehicular access.

## Scope of Analysis

The transportation analysis consists of a Vehicle Miles Traveled (VMT) assessment pursuant to Senate Bill (SB) 743, the California Environmental Quality Act (CEQA) 2019 Update Guidelines

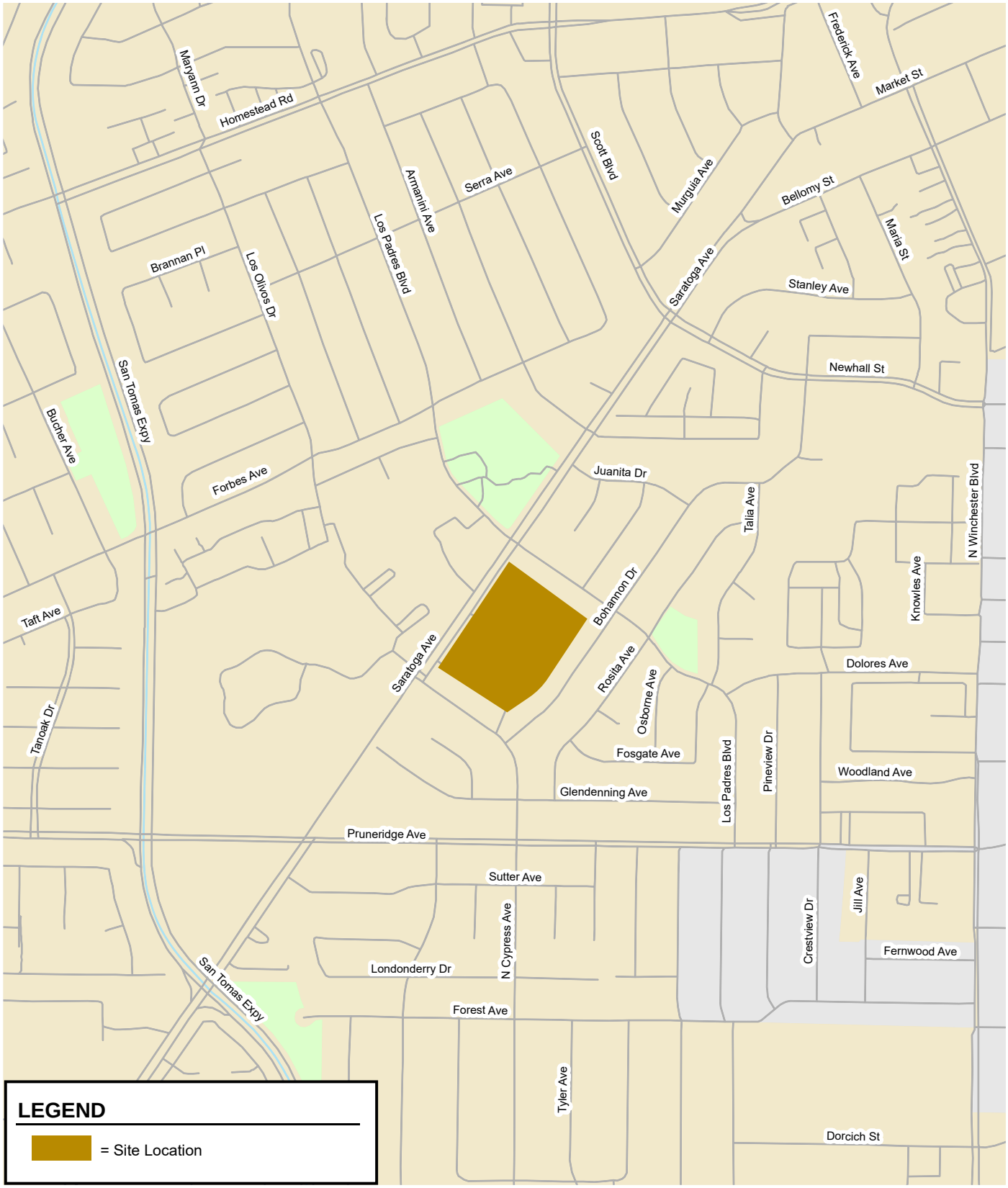


**Figure 1**
**Site Location**



NORTH
Not to Scale

Section 15064.3, subdivision (b) which states that VMT will be the metric in analyzing transportation impacts for land use projects for CEQA purposes. The Santa Clara Unified School District has not adopted any analysis procedures, standards, or guidelines consistent with SB 743. In the absence of an adopted policy specific to the school district with impact thresholds, this assessment relies on guidelines published by the Governor's Office of Planning and Research (OPR) Technical Advisory on Evaluating Transportation Impacts in CEQA, December 2018 and the City of Santa Clara policies.

The VMT assessment for students includes a qualitative analysis that considers the cumulative effect of the master plans for the four school sites district-wide. Since there is a decrease in proposed staff numbers, it can be concluded that the VMT generated by staff members and employees would decrease.

A supplemental operational analysis to determine potential adverse effects of the Westwood Elementary School Master Plan improvements to the local transportation network is provided. Separate operational analysis for each of the four elementary school sites will be prepared to determine any adverse effects of each school master plan.

## Vehicle Miles Traveled

The City of Santa Clara's adopted VMT policy identifies screening criteria that determine whether a CEQA transportation analysis would be required for projects. The criteria are based on the type of project, characteristics, and/or location. If a project meets the City's screening criteria, it is presumed that the project would result in a less-than-significant transportation impact and a detailed VMT analysis is not required. The type of projects that may meet the screening criteria include the following:

- Small Projects (generating 110 daily trips or less)
- Retail uses of 50,000 square feet or less ("Local Serving Retail")
- Local serving public projects such as fire stations, neighborhood parks, libraries, and community centers
- 100% Affordable Housing projects
- "Transit Supportive Projects." A project will qualify as a Transit Supportive Project if it meets the following requirements:
    - The Project is located within ½ mile of an existing Major Transit Stop or an existing transit stop along a High-Quality Transit Corridor
    - For Office/R&D projects, a minimum Floor Area Ratio of 0.75
    - For Residential projects, a minimum density of 35 units/acre
    - Project promotes multimodal transportation networks
    - Project includes transit-oriented design elements
    - No excess parking: the project does not include more parking for use by residents, customers, or employees of the project than required by the City Code
    - No loss of affordable dwelling units: the project does not replace affordable residential units with a smaller number of affordable units, and any replacement units are at the same level of affordability

### Evaluation of Screening Criteria

The master plan proposes a decrease in student capacity and staff members. Therefore, the master plan would result in a decrease in trips and a decrease in VMT, meeting the city's screening criteria for a small project.

### Cumulative VMT Analysis

In consultation with city staff, the student VMT analysis consists of a qualitative assessment of the cumulative effect on VMT for the four elementary school master plans and the combined decrease in student capacity along with the school's and district's service boundaries.

The master plan for the Westwood Elementary School site would decrease the student enrollment capacity from 746 to 584 students. Additionally, the proposed master plans for the four elementary schools would cumulatively decrease the combined total enrollment capacity at the four school sites by 32 students. A summary of the proposed classrooms and maximum student enrollment capacity for each site is shown on Table 1.

**Table 1**
**Summary of Proposed Classrooms and Student Enrollment Capacity**

| Location | Existing Classrooms | Proposed Classrooms | Existing Student Capacity | Proposed Student Capacity | Change to Student Capacity |
|---|---|---|---|---|---|
| Bracher | 27 | 35 | 665 | 870 | 205 |
| Briarwood | 32 | 23 | 795 | 563 | -232 |
| Westwood | 35 | 27 | 746 | 584 | -162 |
| Scott Lane | 32 | 38 | 781 | 938 | 157 |
| | | **Combined Total** | **2,987** | **2,955** | **-32** |

Public schools typically have an attendance boundary that identifies a student's designated school based on where the student resides. The school district map and its boundaries are shown in Figure 2. The school district is not proposing any changes to its current district or individual school service boundaries. It should be noted that the school district maintains an open enrollment policy which allows students to attend any school within the school district regardless of their school of residence provided there is space. Therefore, it can be assumed that most students that would attend each of the four elementary schools would continue to reside and commute from within the school district boundaries. Based on the established service boundaries, changes to the number of students at each school or neighborhoods where students would reside within the service boundaries would not significantly change the length of student trips and resulting average student VMT.

The proposed decrease in student enrollment for the Westwood Elementary School campus and overall cumulative decrease in student enrollment capacity as a result of the master plans for the four elementary schools would result in a district-wide decrease in VMT and a less than significant impact on VMT.

## Local Transportation Analysis

A local transportation analysis (LTA) supplements the VMT analysis and identifies transportation and traffic operational issues that may arise due to a development project. The LTA includes an evaluation of the effects of the project on transportation, access, circulation, and related safety elements in the proximate area of the project. The school district is exempt from preparing transportation analyses in accordance with the City of Santa Clara Transportation Policy. The LTA is prepared to identify any traffic operational issues and is for informational purposes only

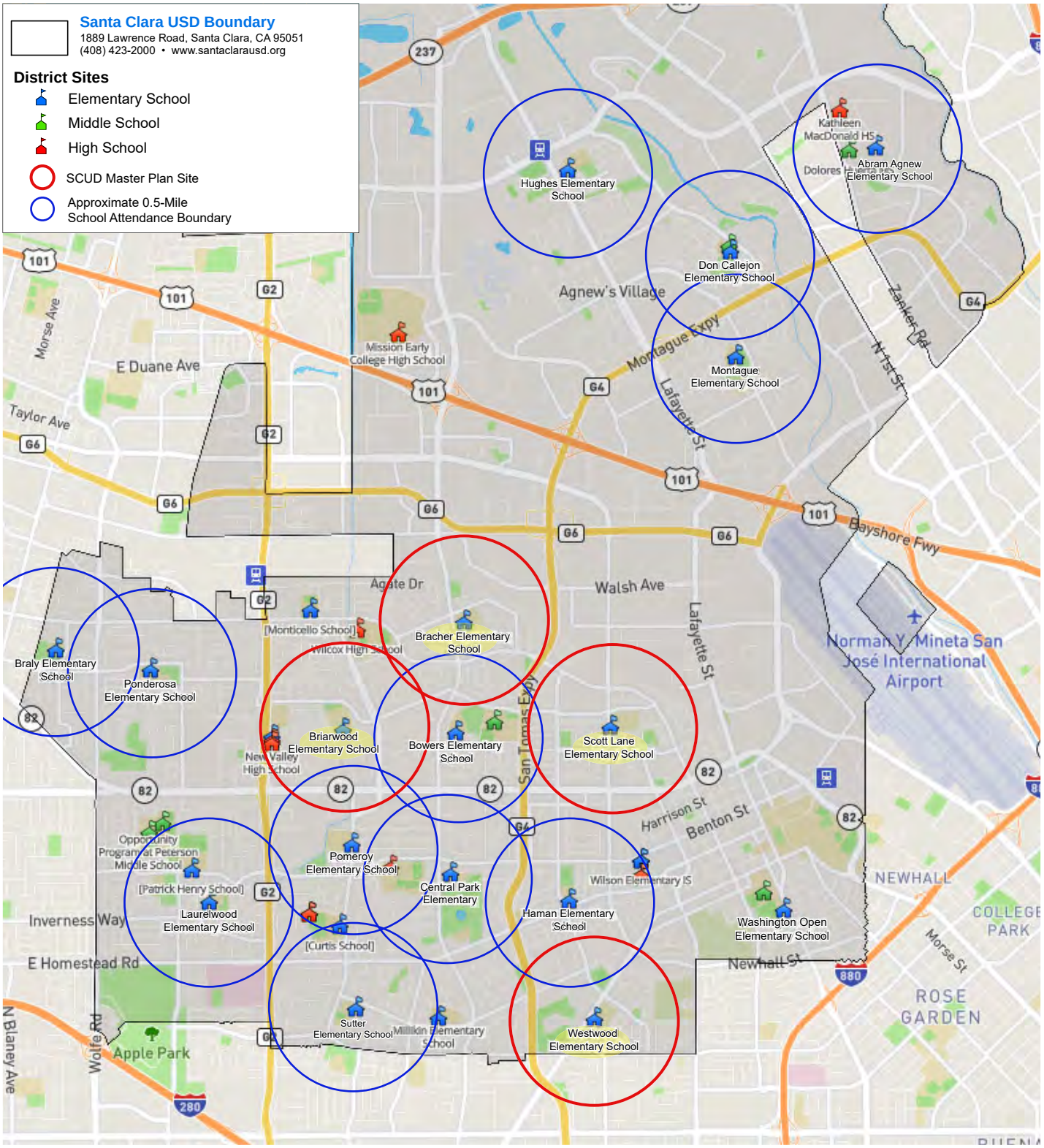


**Figure 2**
**Santa Clara Unified School District Boundaries**

The LTA includes the evaluation of weekday AM, School PM, and PM peak hour operations at a limited number of intersections for the purpose of identifying operational issues (queuing, signal operations, and potential multi-modal issues) at intersections in the general vicinity of the project site. The operational deficiencies identified as part of the LTA are not considered impacts per CEQA guidelines.

## Site Description

The project site is located on the east side of Saratoga Avenue, between Los Padres Boulevard and Cypress Avenue. The master plan would be carried out in multiple phases. Primary access to the school and visitor parking would remain along Saratoga Avenue, with the entry driveway removed and the existing exit driveway modified to a two-way right-in right-out driveway. Secondary access to preschool and staff parking would remain at the existing southernmost driveway along Saratoga Avenue. Figures 3 through 4 show the proposed site plan during Phase 1-B and full buildout of development.

## Operational Analysis

An operational analysis was conducted at the intersections of Saratoga Avenue/Los Padres Boulevard and Saratoga Avenue/Cypress Avenue. The operational analysis includes an evaluation of level of service and signal warrant analysis during the AM, School PM, and PM peak hours. The purpose of the operational analysis is to determine whether there are any existing deficiencies at these locations. It should be noted that the proposed master plan would reduce the maximum student capacity and result in a decrease in trips generated by the school.

### Intersection Level of Service Analysis

Traffic conditions at the intersections of Saratoga Avenue/Los Padres Boulevard and Saratoga Avenue/Cypress Avenue were analyzed for the weekday AM and PM peak hours of traffic. The weekday AM peak hour of traffic generally falls within the 7:00 AM to 9:00 AM period and the weekday PM peak hour is typically in the 4:00 PM to 6:00 PM period. It is during these times that the most congested traffic conditions occur on a typical weekday. The weekday School PM peak hour of traffic occurs around the school's dismissal time and generally falls within the 1:00 PM to 3:00 PM period.

Existing traffic volumes at the study intersections were obtained from new traffic counts in April 2024. Level of service was evaluated using TRAFFIX, which utilizes the Highway Capacity Manual (HCM) 2000 methodology.

### Signalized Intersections

The City of Santa Clara evaluates level of service at signalized intersections based on the *2000 Highway Capacity Manual (HCM)* level of service methodology. This HCM method evaluates signalized intersection operations on the basis of average control delay time for all vehicles at the intersection. This average delay can then be correlated to a level of service. The City uses a minimum acceptable level of service standard of LOS D for signalized intersections.

#### *Unsignalized Intersections*

The methodology used to determine the level of service for unsignalized intersections is the *2000 HCM* methodology for unsignalized intersection analysis. This method is applicable for both two-way and all-way stop-controlled intersections. For the analysis of stop-controlled intersections, the *2000 HCM* methodology evaluates intersection operations on the basis of average control delay time for all vehicles on the stop-controlled approaches. For the purpose of reporting level of service




**Figure 3**
**Phase 1-B Development**




**Figure 4**
**Full Buildout Development**

for one- and two-way stop-controlled intersections, the delay and corresponding level of service for the stop-controlled minor street approach with the highest delay is reported. For all-way stop-controlled intersections, the reported average delay and corresponding level of service is the average for all approaches at the intersection. The City uses a minimum acceptable level of service standard of LOS D for unsignalized intersections.

***Signal Warrants***

The level of service analysis at unsignalized intersections is supplemented with an assessment of the need for signalization of the intersection. The need for signalization of unsignalized intersections is assessed based on the Peak Hour Volume Warrant (Warrant 3) described in the *California Manual on Uniform Traffic Control Devices for Streets and Highways (CA MUTCD)*, Part 4, Highway Traffic Signals, 2018. This method makes no evaluation of intersection level of service, but simply provides an indication whether vehicular peak hour traffic volumes are, or would be, sufficient to justify installation of a traffic signal. The decision to install a traffic signal should not be based purely on the warrants alone. Instead, the installation of a signal should be considered and further analysis performed when one or more of the warrants are met. Additionally, engineering judgment is exercised on a case-by-case basis to evaluate the effect a traffic signal will have on certain types of accidents and traffic conditions at the subject intersection as well as at adjacent intersections. Intersections that meet the peak hour warrant are subject to further analysis before determining that a traffic signal is necessary. Other options such as traffic control devices, signage, or geometric changes may be preferable based on existing field conditions.

***Level of Service Results***

The results of the intersection level of service analysis show that both study intersections currently operate at acceptable LOS D conditions. Additionally, peak-hour volumes at the unsignalized study intersection would not meet signal warrant thresholds. While the southbound U-turn at Saratoga Avenue/Cypress Avenue carries moderate volume due to vehicles making the U-turn to access the school, the opposing through traffic volume is relatively light, and vehicles are able to easily find a gap in traffic to make the U-turn.

## Site Access

Site access during phase 1-B and full buildout of the master plan would remain the same. Primary site access will be provided by a driveway along Saratoga Avenue. The existing exit-only driveway along Saratoga Avenue will be reconstructed and converted into a two-way driveway. Secondary site access is provided via an existing driveway to the staff/pre-school parking lot. During phase 1-B of the master plan, the visitor parking/drop-off area will be separated from the staff parking lot. After full buildout of the master plan, the visitor parking/drop-off area would be connected to the staff/pre-school parking lot. It should be noted that bollards would be installed between the two parking areas, retaining the separation between the two distinct parking areas. Figure 5 shows the number of gross project trips at the project driveway and loading curb.

## Driveway Design and Sight Distance

The master plan shows primary driveway along Saratoga Avenue providing access to the visitor parking lot and the elementary school drop-off area measuring approximately 24 feet in width at the throat, providing adequate width for two-way operations. A right-turn only sign should be installed to alert drivers that only right-turns may be completed from the main exit driveway. The existing secondary driveway providing access to the staff/pre-school lot measures approximately 26 feet in width, providing adequate width for two-way operations.




**LEGEND**

XX(XX)[XX] = AM(School PM)[PM] Peak-Hour Trips

**Figure 5**
**Site Access and Circulation**



NORTH
Not to Scale

Providing the appropriate sight distance reduces the likelihood of a collision at a driveway or intersection and provides drivers with the ability to locate sufficient gaps in traffic. Sight distance generally should be provided in accordance with Caltrans standards. The minimum acceptable sight distance is often considered the Caltrans stopping sight distance. Sight distance requirements vary depending on the roadway speeds. For Saratoga Avenue, which has a speed limit of 25 mph, the Caltrans stopping sight distance is 200 feet (based on a design speed of 30 mph). This means that a driver must be able to see 200 feet down Saratoga Avenue to locate a sufficient gap to turn out of the project driveway. This also gives drivers traveling along Saratoga Avenue adequate time to react to vehicles exiting the project driveway. No obstructions block an exiting driver's vision along either direction of Saratoga Avenue. The existing red curb adjacent to both driveways prohibit on-street parking and should be maintained to ensure adequate sight distance. Due to the lack of obstructions along Saratoga Avenue, it can be concluded that sight distance is adequate at the main exit driveway.

## On-Site Vehicular Circulation and Parking Layout

On-site vehicular circulation was reviewed in accordance with generally accepted traffic engineering standards. The on-site vehicular circulation during drop-off and pick-up hours allows all students to be dropped off or picked up at the curb. The student drop-off and pick-up area located near the east side of the parking lot area removes the need for students to walk through the parking lot areas. The proposed master plan shows a designated drop-off/pick-up lane on-site.

### Phase 1-B

During phase 1-B of the master plan, no changes would be made to the staff/preschool parking lot. The main school/visitor parking lot would consist of a one-way drive aisle. The conceptual plans are unclear on the width of each drive aisle. The school district has indicated that the drive aisles would be designed to a minimum 24-foot width, which would provide enough space for vehicles to back out of parking spaces.

### Full Buildout

During the full buildout of the master plan, the driveways along Saratoga Avenue would remain the same as Phase 1-B. The staff/pre-school parking lot would be reconstructed and the drop-off area would be removed. The conceptual site plan shows bollards separating the staff/pre-school parking lot from the visitor parking/elementary school drop-off lots. All pre-school students must be dropped-off/picked-up from campus and parents must park and walk to drop-off/pick-up their children.

The conceptual plans are unclear on the width of the drive aisle in the staff/pre-school parking lot. The city of Santa Clara requires a minimum drive aisle width of 24 feet for uniform parking spaces, which would provide enough space for vehicles to back out of parking spaces.

## Parking Stall Dimensions

The conceptual plans are unclear on the size of each parking space but are shown to be of the same size. The parking spaces should be designed with uniform size stalls measuring 8.5 feet by 17 feet. For Phase 1-B 1, 96 parking spaces are shown on the school site. At full buildout, 88 parking spaces are shown on the school site. The conceptual plans show adequate parking for the number of proposed classrooms during phase 1-B and full buildout of the master plan.

## Truck Access and Circulation

The project site plan was reviewed for truck access including delivery trucks, garbage trucks, and emergency vehicles.

Delivery operations would occur within the parking lot areas of the school site. Any deliveries should occur during off-peak hours or on days when school is not in session. Emergency vehicle access is provided along Saratoga Avenue.

The site plan shows a trash enclosure adjacent to the entry plaza near the east side of the visitor parking lot. In order to not block the parking area and drop-off area, garbage collection vehicles should only pick up trash at off peak hours; either before the student drop-off period, during class hours, or after the student pick-up period ends.

## Pick-up and Drop-off Operations

The master plan proposes up to 584 students and up to 76 staff members. Typical school hours would begin at 8:15 am. Dismissals are staggered from 1:30-2:35 pm, depending on grade level. The staggered dismissal times are beneficial for pick-up operations. During phase 1-B and full buildout of the master plan, vehicles would enter the primary driveway along Saratoga Avenue to access the drop-off/pick-up lane. Vehicles would navigate through the parking lot to the drop-off area. The conceptual plans are not clear on the drive aisle width of the elementary school drop-off lane. It is recommended two lanes to be provided: one at the curb, facilitating loading and a through lane for vehicles to pull out once their student has been dropped off or picked up. All vehicles would then make a right-turn exiting the school site onto Saratoga Avenue.

It is estimated that the on-site drop-off/pick-up area provides space for at least 8 vehicles to drop-off and pick-up students simultaneously.

Based on the project trip generation estimates, it is estimated that approximately 233 vehicles would enter the drop-off area during the AM peak-hour (highest peak hour) (See Table 2). An average of up to 8 vehicles per minute would arrive for drop-off in the morning when assuming that approximately 50% of the student drops-off/pick-ups will occur within the peak 15-minute period. No queueing would be expected to occur with the 8-vehicle capacity in the drop-off/pick up areas assuming unloading time of no more than one minute per vehicle.

**Table 2**
**Gross Trips at Project Driveway**

| | | Daily | | AM Peak Hour | | | | School PM Peak Hour | | | | PM Peak Hour | | | |
|---|---|---|---|---|---|---|---|---|---|---|---|---|---|---|---|
| | | | | | Trip | | | | Trip | | | | Trip | | |
| Land Use | Size | Rate | Trip | Rate | In | Out | Total | Rate | In | Out | Total | Rate | In | Out | Total |
| **Proposed Land Uses** | | | | | | | | | | | | | | | |
| #520 - Elementary School | **584** Students | 2.27 | 1,326 | 0.74 | 233 | 199 | 432 | 0.45 | 121 | 142 | 263 | 0.16 | 43 | 50 | 93 |

Source: ITE Trip Generation Manual, 11th Edition 2021.

***Recommendation***: It is recommended that a second through lane be provided in the on-site drop-off/pick-up aisle to allow vehicles to pull out once students are dropped off or picked up.

***Recommendation***: It is recommended that school staff or parent volunteers be stationed along the drop-off area to assist students in and out of vehicles and improve drop-off procedures efficiency. School staff should ensure that students do not unload outside of the designated loading zone.

***Recommendation***: The loading lane should be designed to provide the maximum loading area possible. At least 8 vehicles should be accommodated within the on-site drop-off area.

***Recommendation***: Measures should be taken to ensure the efficient and safe loading/unloading of the students. It is recommended that the drop-off/pick-up area be well defined with implementation of appropriate signage and pavement markings clearly showing the student loading zone and each vehicle position. Additionally, staff should ensure that students leave and board via the passenger side of the vehicle and that students do not cross the loading zone drive aisle unattended. If a student must exit or board via the driver's side of the vehicle, staff should accompany the student while crossing the drive aisle.

## Pedestrian and Bicycle Access and Circulation

Some of the students may walk or ride their bike to school. Pedestrian facilities in the study area consist primarily of sidewalks and crosswalks at intersections. The residential neighborhood in the vicinity of the school site has continuous sidewalks along most roadways. The intersections of Saratoga Avenue/Los Padres Boulevard, Bohannon Drive/Los Padres Boulevard, and Bohannon Drive/Cypress Avenue have yellow crosswalks due to their proximity to Westwood Elementary School. ADA-compliant curb ramps are provided at the Saratoga Avenue/Los Padres Boulevard (northwest and northeast corners), Saratoga Avenue/Cypress Avenue, Bohannon Drive/Cypress Avenue, Consuelo Avenue/Los Padres Boulevard, and Bohannon Drive/Los Padres Boulevard intersections.

Dedicated Class II striped bike lanes are provided along the project frontage on Saratoga Avenue and along the nearby Los Padres Boulevard.

### Signage and Striping Requirements for Schools

Various school area signs and pavement markings are currently located along Saratoga Avenue, Los Padres Boulevard, Cypress Avenue, and Bohannon Drive in the project vicinity. These include the following:

- High visibility crosswalks (yellow crosswalk with longitudinal lines) at the intersections of Bohannon Drive/Cypress Avenue (West and north legs) and Bohannon Drive/Los Padres Boulevard (west leg only).
- Yellow crosswalks at the intersections of Saratoga Avenue/Los Padres Boulevard (all approach legs) and Bohannon Drive/Los Padres Boulevard (north and south legs).
- California Manual on Uniform Traffic Control Devices (CA MUTCD) school zone sign assemblies S1-1 and W16-9P (school crossing ahead sign) along Los Padres Boulevard and Cypress Avenue.
- California Manual on Uniform Traffic Control Devices (CA MUTCD) in-street pedestrian crossing sign R1-6b (yield to pedestrians within crosswalk sign) along Los Padres Boulevard and Bohannon Drive.

- California Manual on Uniform Traffic Control Devices (CA MUTCD) school zone sign assemblies S4-3P, R2-1 and S4-2P (school speed limit assembly) along Saratoga Avenue
- California Manual on Uniform Traffic Control Devices (CA MUTCD) school zone sign assemblies S4-3P, R2-1 and S4-2P (school speed limit assembly) on mast arms with flashing lights along Saratoga Avenue.

The locations of the existing school signs and pavement markings are shown on Figure 6. Installation of new signage and additional traffic studies or surveys may be needed to conform with requirements set forth by the CA MUTCD and California Vehicle Code (CVC).

***Recommendation:*** Section 7A.02 of the CA MUTCD recommends that a safe routes to school plan be prepared by the city of Santa Clara to fully identify pedestrian routes and address existing deficiencies to the pedestrian network. The study would identify whether there is need for improvements such as the following:

- New high-visibility crosswalks at Saratoga Avenue and Los Padres Boulevard intersection.
- Change existing white crosswalk at Consuelo Avenue and Los Padres Boulevard to yellow crosswalk.
- All-way stop-control at the Bohannon Drive/Los Padres Boulevard and Bohannon Drive/Cypress Avenue intersections.
- Advanced limit lines with proper signage before all yellow crosswalks to increase pedestrian visibility to drivers.
- Curb-extensions to shorten pedestrian crossing distances and/or install Rectangular Rapid Flashing Beacons (RRFB) Pedestrian Crosswalk systems along with proper signage and roadway striping including R1-5 (Yield Here to Pedestrians) and in street R1-6 or R1-6b signage at the Bohannon Drive/Los Padres Boulevard and Bohannon Drive/Cypress Drive intersections.
- Speed limit reduction to 15 or 20 mph on Los Padres Boulevard.

***Recommendation:*** As shown on Figure 6, school zone sign assemblies [S1-1 and S4-3P] or school warning assembly A [SW24-1 (CA)] are not provided in advance of the school speed limit assemblies along Saratoga Avenue. School crossing assemblies [S1-1 and W16-7P] and advance school zone sign assembly [S1-1 and W16-9P] or assembly D(CA) [SW24-3(CA)] are not provided across Bohannon Drive at the Bohannon Drive/Cypress Avenue intersection. The existing school zone sign assembly [S1-1 and S4-3P] and school speed limit assembly [S4-3P, R2-1, and S4-2P] have a yellow-colored background instead of a fluorescent yellow-green background. Additionally, if Los Padres Boulevard is classified as a school zone, school zone sign assemblies [S1-1 and S4-3P] or school warning assembly A(CA) [SW24-1 (CA)] are not provided along Los Padres Boulevard. The City may want to conduct a full review of existing traffic control devices in the project vicinity to ensure conformity with CA MUTCD standards.

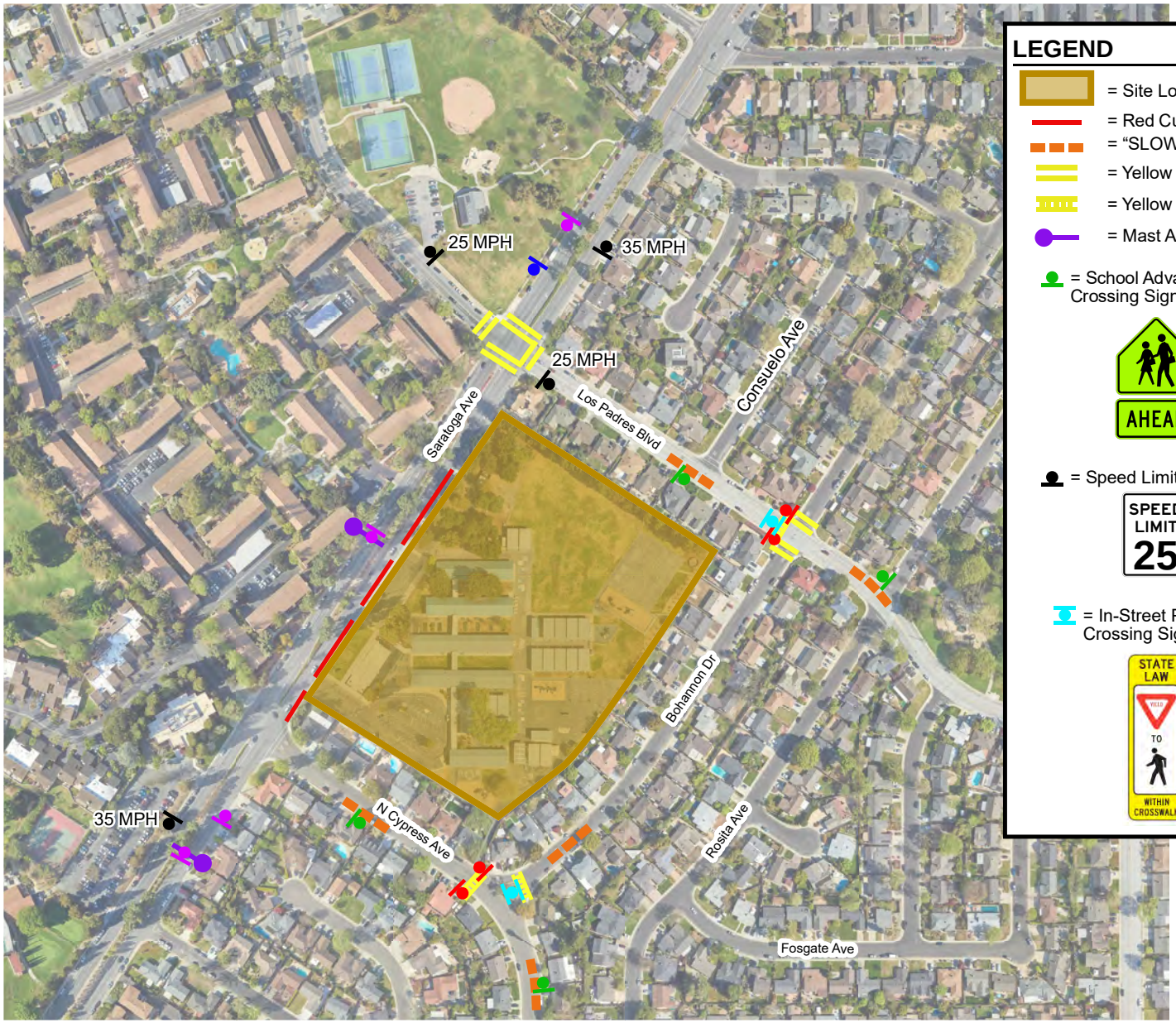


**LEGEND**

- = Site Location
- = Red Curb
- = "SLOW SCHOOL XING" Pavement Markings
- = Yellow Crosswalk
- = Yellow Crosswalk with Longitudinal Lines
- = Mast Arm with Flashing Lights
- = School Advance Crossing Sign Assembly
  - S1-1
  - AHEAD W16-9P
- = School Speed Limit Sign Assembly (25 MPH)
  - SCHOOL S4-3P
  - SPEED LIMIT 25 R2-1
  - WHEN CHILDREN ARE PRESENT S4-2P
- = Speed Limit Sign
  - SPEED LIMIT 25 R2-1
- = School Zone Sign Assembly
  - S1-1
  - SCHOOL S4-3P
- = In-Street Pedestrian Crossing Sign
  - STATE LAW YIELD TO WITHIN CROSSWALK R1-6
- = School Crosswalk Warning Sign Assembly
  - S1-1
  - W16-7P

**Figure 6**
**Existing School Signage and Pavement Markings**



NORTH
Not to Scale