Appendix L

Noise and Vibration Calculation Worksheets

Radford Studio Center Project

Noise Calculations Worksheets

Provided by Acoustical Engineering Services

Ambient Noise Measurements

Measured Ambient Noise Levels

AES
Acoustical Engineering Services

Project: Radford Studio Center
Location: R1
Sources: Ambient

Date: 12/05 - 12/06/2023

TIME	HNL, dB(A)
10:00 AM	61.4
11:00 AM	63.8
12:00 PM	64.3
1:00 PM	61.2
2:00 PM	67.1
3:00 PM	62.1
4:00 PM	59.8
5:00 PM	58.8
6:00 PM	56.8
7:00 PM	57.9
8:00 PM	58.8
9:00 PM	54.9
10:00 PM	54.9
11:00 PM	53.4
12:00 AM	52.7
1:00 AM	53.4
2:00 AM	52.2
3:00 AM	53.5
4:00 AM	53.9
5:00 AM	57.8
6:00 AM	62.6
7:00 AM	66.3
8:00 AM	63.8
9:00 AM	65.8
CNEL, dB(A):	**64.8**

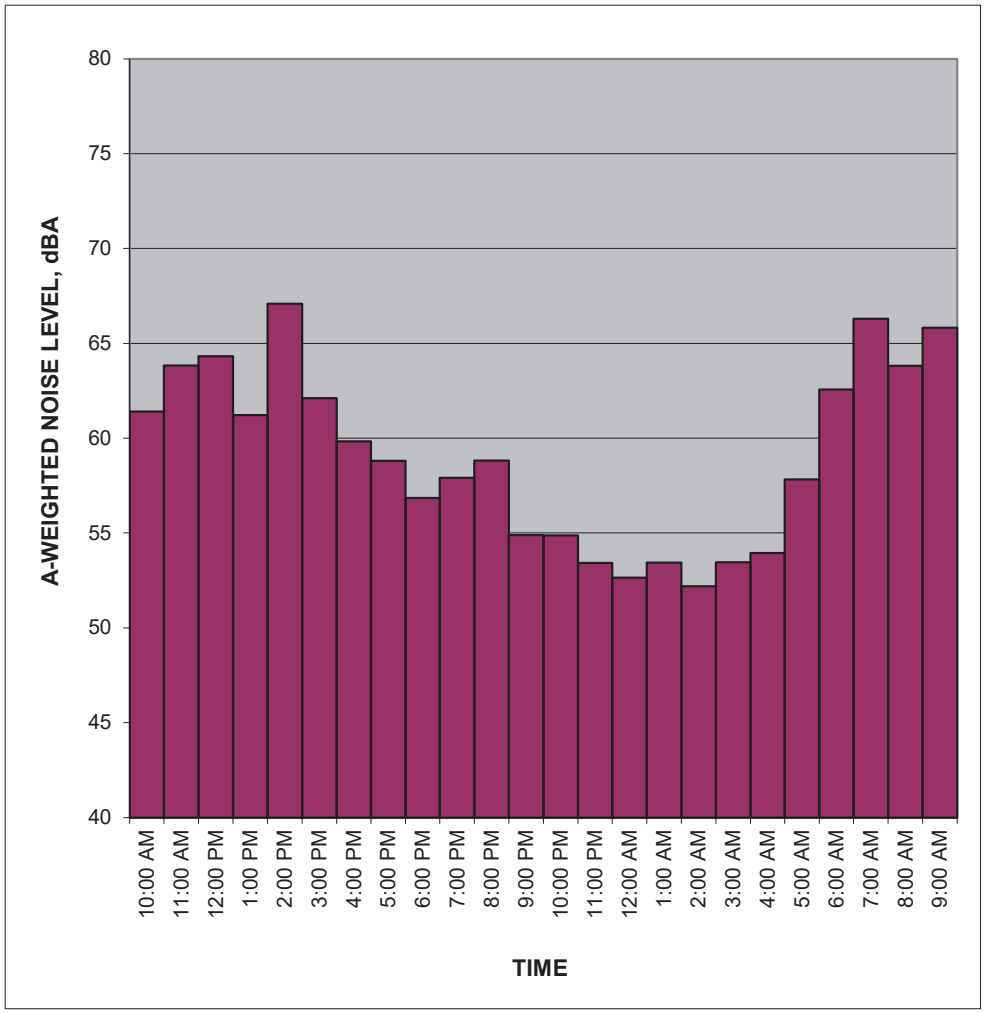

NOTES:

Daytime average	62.9	dBA Leq
Nighttime average	56.4	dBA Leq

Measured Ambient Noise Levels

AES
Acoustical Engineering Services

Project: Radford Studio Center
Location: R10
Sources: Ambient

Date: 12/06 - 12/07/2023

TIME	HNL, dB(A)
10:00 AM	58.8
11:00 AM	56.8
12:00 PM	56.4
1:00 PM	57.0
2:00 PM	63.3
3:00 PM	59.5
4:00 PM	58.7
5:00 PM	57.9
6:00 PM	58.9
7:00 PM	59.3
8:00 PM	57.0
9:00 PM	54.5
10:00 PM	53.4
11:00 PM	51.8
12:00 AM	50.7
1:00 AM	51.7
2:00 AM	50.8
3:00 AM	50.2
4:00 AM	54.2
5:00 AM	54.4
6:00 AM	59.5
7:00 AM	62.0
8:00 AM	59.0
9:00 AM	58.8
CNEL, dB(A):	**62.1**

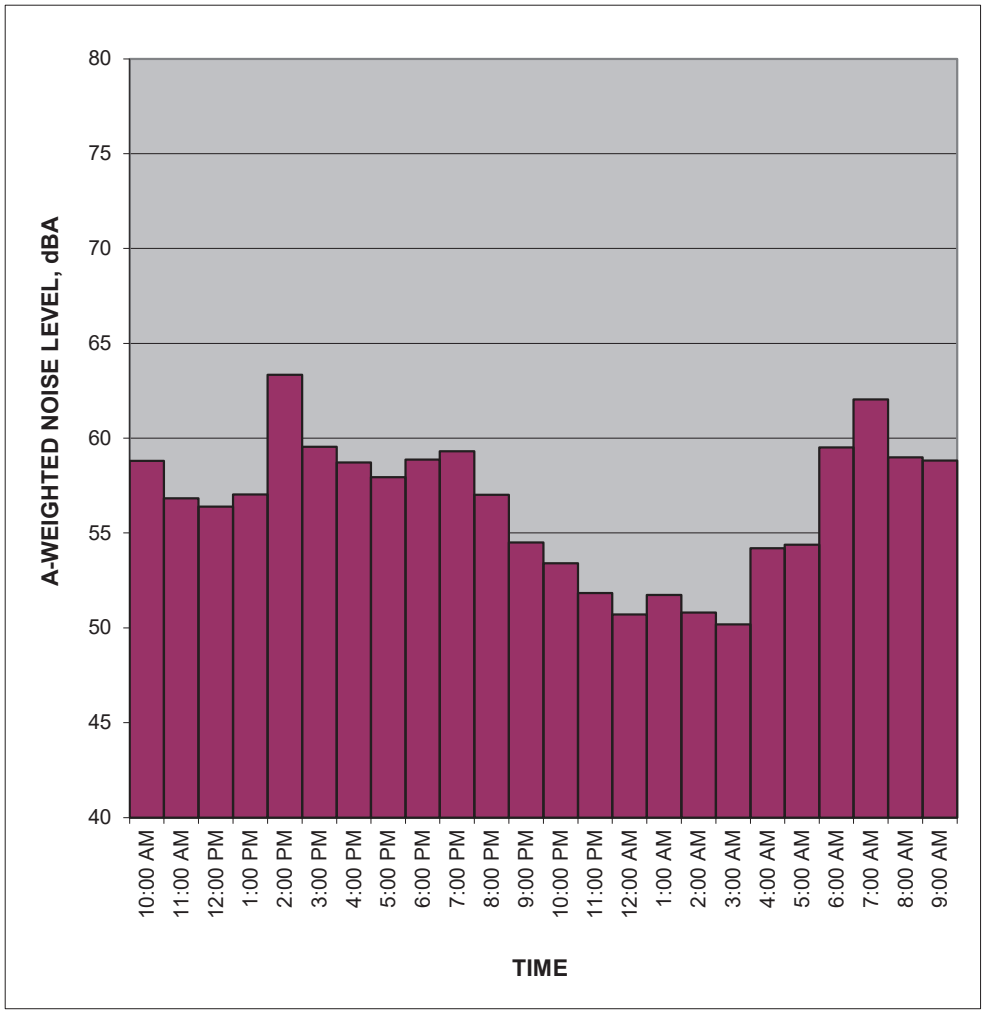

NOTES:

Daytime average	59.1	dBA Leq
Nighttime average	54.1	dBA Leq

AES
Acoustical Engineering Services

Location: R2
Date: 12/5/2023

Time	Leq
10:02:00 AM	54.7
10:02:10 AM	51.9
10:02:20 AM	48.8
10:02:30 AM	48.2
10:02:40 AM	48.3
10:02:50 AM	48.1
10:03:00 AM	47.9
10:03:10 AM	49.1
10:03:20 AM	48.1
10:03:30 AM	48.1
10:03:40 AM	48.6
10:03:50 AM	50.2
10:04:00 AM	50.6
10:04:10 AM	53
10:04:20 AM	51.9
10:04:30 AM	50.2
10:04:40 AM	49.4
10:04:50 AM	49.2
10:05:00 AM	51.1
10:05:10 AM	51.5
10:05:20 AM	51.4
10:05:30 AM	54
10:05:40 AM	55
10:05:50 AM	53.6
10:06:00 AM	54.7
10:06:10 AM	55.7
10:06:20 AM	55.1
10:06:30 AM	54.8
10:06:40 AM	54.7
10:06:50 AM	56.6
10:07:00 AM	54.3
10:07:10 AM	54.6
10:07:20 AM	54.4
10:07:30 AM	53.5
10:07:40 AM	53.3
10:07:50 AM	53.5
10:08:00 AM	55.1
10:08:10 AM	55.4
10:08:20 AM	54.2
10:08:30 AM	54.9
10:08:40 AM	55.4
10:08:50 AM	55.3
10:09:00 AM	54.9
10:09:10 AM	54.2

10:09:20 AM	54.1
10:09:30 AM	54.2
10:09:40 AM	54.8
10:09:50 AM	55.1
10:10:00 AM	55.4
10:10:10 AM	55
10:10:20 AM	54.7
10:10:30 AM	55.1
10:10:40 AM	56
10:10:50 AM	55.6
10:11:00 AM	55.5
10:11:10 AM	54.8
10:11:20 AM	53.6
10:11:30 AM	56.1
10:11:40 AM	56.1
10:11:50 AM	54
10:12:00 AM	54.8
10:12:10 AM	54.1
10:12:20 AM	54.2
10:12:30 AM	54.9
10:12:40 AM	56.6
10:12:50 AM	56.5
10:13:00 AM	55.3
10:13:10 AM	55.9
10:13:20 AM	58
10:13:30 AM	56.3
10:13:40 AM	57.4
10:13:50 AM	55.2
10:14:00 AM	52.5
10:14:10 AM	53.9
10:14:20 AM	54.1
10:14:30 AM	56.9
10:14:40 AM	57.1
10:14:50 AM	60.6
10:15:00 AM	53.7
10:15:10 AM	53.7
10:15:20 AM	54.8
10:15:30 AM	58.4
10:15:40 AM	66.3
10:15:50 AM	65.2
10:16:00 AM	57.6
10:16:10 AM	55.2
10:16:20 AM	54.2
10:16:30 AM	54.3
10:16:40 AM	54.1
10:16:50 AM	54.9
	55.6

Time	Leq
10:01:51 PM	56.9
10:02:01 PM	52.8
10:02:11 PM	53.1
10:02:21 PM	53.6
10:02:31 PM	53.7
10:02:41 PM	55.9
10:02:51 PM	57.1
10:03:01 PM	54.8
10:03:11 PM	54.3
10:03:21 PM	53.8
10:03:31 PM	53.2
10:03:41 PM	53.4
10:03:51 PM	53.6
10:04:01 PM	53.5
10:04:11 PM	53.7
10:04:21 PM	54.3
10:04:31 PM	54.4
10:04:41 PM	55.2
10:04:51 PM	55.3
10:05:01 PM	54
10:05:11 PM	54.2
10:05:21 PM	55.1
10:05:31 PM	56.1
10:05:41 PM	55.7
10:05:51 PM	55.5
10:06:01 PM	56.2
10:06:11 PM	55.3
10:06:21 PM	55.1
10:06:31 PM	54.6
10:06:41 PM	54.8
10:06:51 PM	55.1
10:07:01 PM	54.1
10:07:11 PM	54.5
10:07:21 PM	55.5
10:07:31 PM	56.2
10:07:41 PM	55.2
10:07:51 PM	55.9
10:08:01 PM	55.2
10:08:11 PM	55.3
10:08:21 PM	55.7
10:08:31 PM	55.9
10:08:41 PM	57.7
10:08:51 PM	55.1
10:09:01 PM	55
10:09:11 PM	54.8
10:09:21 PM	54.6
10:09:31 PM	54.6

10:09:41 PM	54.8
10:09:51 PM	55.1
10:10:01 PM	55.1
10:10:11 PM	55.5
10:10:21 PM	54.4
10:10:31 PM	58.8
10:10:41 PM	56.4
10:10:51 PM	54.3
10:11:01 PM	53.2
10:11:11 PM	53.3
10:11:21 PM	53.6
10:11:31 PM	54
10:11:41 PM	54.8
10:11:51 PM	55
10:12:01 PM	55.2
10:12:11 PM	56.1
10:12:21 PM	60.8
10:12:31 PM	55.4
10:12:41 PM	62.6
10:12:51 PM	64.4
10:13:01 PM	54.8
10:13:11 PM	55.4
10:13:21 PM	54.9
10:13:31 PM	55.1
10:13:41 PM	55.5
10:13:51 PM	54.6
10:14:01 PM	55
10:14:11 PM	56.2
10:14:21 PM	55.7
10:14:31 PM	55.4
10:14:41 PM	55.3
10:14:51 PM	55.9
10:15:01 PM	55.7
10:15:11 PM	55.3
10:15:21 PM	55.2
10:15:31 PM	54.9
10:15:41 PM	54
10:15:51 PM	54.2
10:16:01 PM	55.4
10:16:11 PM	53.5
10:16:21 PM	53.6
10:16:31 PM	53.8
10:16:41 PM	54.2
	55.7

AES
Acoustical Engineering Services

Project: Radford Studio Center Project
Location: R3
Date: 12/5/2023

Time	Leq
10:21:58 AM	53.4
10:22:08 AM	53.4
10:22:18 AM	59
10:22:28 AM	55.3
10:22:38 AM	61.2
10:22:48 AM	55.1
10:22:58 AM	54
10:23:08 AM	62.5
10:23:18 AM	55.9
10:23:28 AM	54
10:23:38 AM	54.4
10:23:48 AM	59.6
10:23:58 AM	54.6
10:24:08 AM	53.5
10:24:18 AM	53.4
10:24:28 AM	53.7
10:24:38 AM	54.5
10:24:48 AM	53.4
10:24:58 AM	54.2
10:25:08 AM	55.1
10:25:18 AM	59.8
10:25:28 AM	56.4
10:25:38 AM	53.2
10:25:48 AM	54.2
10:25:58 AM	60.5
10:26:08 AM	57.4
10:26:18 AM	53.6
10:26:28 AM	52.9
10:26:38 AM	53.7
10:26:48 AM	54.5
10:26:58 AM	55.1
10:27:08 AM	61.7
10:27:18 AM	59
10:27:28 AM	55.3
10:27:38 AM	59.5
10:27:48 AM	57.6
10:27:58 AM	54.4
10:28:08 AM	56.5
10:28:18 AM	63.1
10:28:28 AM	59.2
10:28:38 AM	60.3
10:28:48 AM	67.5
10:28:58 AM	70.4

10:29:08 AM	70.9
10:29:18 AM	70.5
10:29:28 AM	70.3
10:29:38 AM	63.4
10:29:48 AM	63.7
10:29:58 AM	61.9
10:30:08 AM	55.9
10:30:18 AM	64.2
10:30:28 AM	62.2
10:30:38 AM	54.2
10:30:48 AM	55.3
10:30:58 AM	52.7
10:31:08 AM	53.7
10:31:18 AM	55.1
10:31:28 AM	61.5
10:31:38 AM	54.7
10:31:48 AM	61.8
10:31:58 AM	57.8
10:32:08 AM	53.3
10:32:18 AM	58.2
10:32:28 AM	52.7
10:32:38 AM	53.2
10:32:48 AM	63.3
10:32:58 AM	63.4
10:33:08 AM	58.8
10:33:18 AM	52.8
10:33:28 AM	52.8
10:33:38 AM	53.2
10:33:48 AM	52.9
10:33:58 AM	53.1
10:34:08 AM	53.7
10:34:18 AM	55.7
10:34:28 AM	59.4
10:34:38 AM	56.2
10:34:48 AM	54.4
10:34:58 AM	54.2
10:35:08 AM	60.7
10:35:18 AM	62.5
10:35:28 AM	64.2
10:35:38 AM	68.2
10:35:48 AM	66.8
10:35:58 AM	60.8
10:36:08 AM	57.7
10:36:18 AM	63.9
10:36:28 AM	61.8
10:36:38 AM	57.3
10:36:48 AM	67.5
	61.5

Time	Leq
10:21:08 PM	51.7
10:21:18 PM	51.8
10:21:28 PM	52
10:21:38 PM	52.7
10:21:48 PM	58.3
10:21:58 PM	53.4
10:22:08 PM	52
10:22:18 PM	52.9
10:22:28 PM	51.9
10:22:38 PM	51.4
10:22:48 PM	50.8
10:22:58 PM	51
10:23:08 PM	50.7
10:23:18 PM	50.6
10:23:28 PM	51.4
10:23:38 PM	51.9
10:23:48 PM	51.3
10:23:58 PM	51.6
10:24:08 PM	51.3
10:24:18 PM	51.1
10:24:28 PM	51.7
10:24:38 PM	50.7
10:24:48 PM	50.9
10:24:58 PM	50.7
10:25:08 PM	51.7
10:25:18 PM	50.7
10:25:28 PM	51.6
10:25:38 PM	52.1
10:25:48 PM	51.8
10:25:58 PM	51.8
10:26:08 PM	51.4
10:26:18 PM	51.1
10:26:28 PM	51.6
10:26:38 PM	53
10:26:48 PM	52.5
10:26:58 PM	51.4
10:27:08 PM	50.8
10:27:18 PM	51.8
10:27:28 PM	61.2
10:27:38 PM	57.4
10:27:48 PM	58.1
10:27:58 PM	61.1
10:28:08 PM	64.2
10:28:18 PM	66
10:28:28 PM	63.4
10:28:38 PM	62.6

10:28:48 PM	66.6
10:28:58 PM	64.1
10:29:08 PM	55.9
10:29:18 PM	53.3
10:29:28 PM	59
10:29:38 PM	55.3
10:29:48 PM	58.7
10:29:58 PM	54.9
10:30:08 PM	52.5
10:30:18 PM	54.7
10:30:28 PM	52.6
10:30:38 PM	53
10:30:48 PM	53
10:30:58 PM	53.1
10:31:08 PM	51.9
10:31:18 PM	54.4
10:31:28 PM	52.7
10:31:38 PM	53.4
10:31:48 PM	52.7
10:31:58 PM	52.6
10:32:08 PM	52.8
10:32:18 PM	52.6
10:32:28 PM	52.9
10:32:38 PM	50.8
10:32:48 PM	50.5
10:32:58 PM	50.2
10:33:08 PM	50.9
10:33:18 PM	50.5
10:33:28 PM	51.1
10:33:38 PM	51.3
10:33:48 PM	51.4
10:33:58 PM	51.8
10:34:08 PM	53.3
10:34:18 PM	50.9
10:34:28 PM	52.6
10:34:38 PM	53.5
10:34:48 PM	52.3
10:34:58 PM	51.7
10:35:08 PM	51.2
10:35:18 PM	52.2
10:35:28 PM	51.1
10:35:38 PM	52.1
10:35:48 PM	52
10:35:58 PM	53.3
	56.1

AES
Acoustical Engineering Services

Project: Radford Studio Center Project
Location: R4
Date: 12/5/2023

Time	Leq
10:42:12 AM	59.5
10:42:22 AM	63.2
10:42:32 AM	64
10:42:42 AM	63
10:42:52 AM	62.3
10:43:02 AM	63.4
10:43:12 AM	64.1
10:43:22 AM	62.6
10:43:32 AM	60.6
10:43:42 AM	60.8
10:43:52 AM	52.4
10:44:02 AM	53.6
10:44:12 AM	54.9
10:44:22 AM	59.1
10:44:32 AM	62.2
10:44:42 AM	58.3
10:44:52 AM	60.9
10:45:02 AM	63.1
10:45:12 AM	68.1
10:45:22 AM	67.5
10:45:32 AM	68.6
10:45:42 AM	66.1
10:45:52 AM	61.6
10:46:02 AM	57.8
10:46:12 AM	55.2
10:46:22 AM	57
10:46:32 AM	61.3
10:46:42 AM	61.2
10:46:52 AM	56
10:47:02 AM	56.1
10:47:12 AM	50.8
10:47:22 AM	59
10:47:32 AM	49.1
10:47:42 AM	49.5
10:47:52 AM	52.8
10:48:02 AM	46.4
10:48:12 AM	49.4
10:48:22 AM	51.2
10:48:32 AM	52.6
10:48:42 AM	48
10:48:52 AM	54.7
10:49:02 AM	52.3
10:49:12 AM	52.9

10:49:22 AM	44.9
10:49:32 AM	59.4
10:49:42 AM	58.2
10:49:52 AM	49.3
10:50:02 AM	51.5
10:50:12 AM	53.1
10:50:22 AM	56
10:50:32 AM	48.3
10:50:42 AM	52.7
10:50:52 AM	57.8
10:51:02 AM	46.3
10:51:12 AM	59.3
10:51:22 AM	59.7
10:51:32 AM	54.2
10:51:42 AM	58.2
10:51:52 AM	57
10:52:02 AM	57.4
10:52:12 AM	60.1
10:52:22 AM	69.2
10:52:32 AM	67.5
10:52:42 AM	59.3
10:52:52 AM	61.2
10:53:02 AM	52.7
10:53:12 AM	54.9
10:53:22 AM	61.9
10:53:32 AM	65.6
10:53:42 AM	52.5
10:53:52 AM	50.3
10:54:02 AM	44.9
10:54:12 AM	58.1
10:54:22 AM	57.9
10:54:32 AM	46
10:54:42 AM	50.2
10:54:52 AM	49
10:55:02 AM	52.9
10:55:12 AM	53.8
10:55:22 AM	47.5
10:55:32 AM	46.6
10:55:42 AM	48.7
10:55:52 AM	60.8
10:56:02 AM	54.5
10:56:12 AM	43.1
10:56:22 AM	43.9
10:56:32 AM	43.6
10:56:42 AM	43.8
10:56:52 AM	45.8
10:57:02 AM	47.6
	60.1

Time	Leq
10:40:18 PM	52.6
10:40:28 PM	53.9
10:40:38 PM	49.3
10:40:48 PM	48.8
10:40:58 PM	49.5
10:41:08 PM	49.7
10:41:18 PM	56
10:41:28 PM	56.6
10:41:38 PM	58.9
10:41:48 PM	59.2
10:41:58 PM	56
10:42:08 PM	52.6
10:42:18 PM	57
10:42:28 PM	63
10:42:38 PM	47.7
10:42:48 PM	47.9
10:42:58 PM	51.2
10:43:08 PM	55
10:43:18 PM	51.2
10:43:28 PM	47.2
10:43:38 PM	49.5
10:43:48 PM	49.3
10:43:58 PM	50.8
10:44:08 PM	53.6
10:44:18 PM	47.1
10:44:28 PM	46.9
10:44:38 PM	47.1
10:44:48 PM	47.4
10:44:58 PM	48.2
10:45:08 PM	47.2
10:45:18 PM	47.4
10:45:28 PM	47.8
10:45:38 PM	48
10:45:48 PM	47.8
10:45:58 PM	49.7
10:46:08 PM	55.2
10:46:18 PM	48.7
10:46:28 PM	48.1
10:46:38 PM	48
10:46:48 PM	47.3
10:46:58 PM	47.2
10:47:08 PM	47.1
10:47:18 PM	47.1
10:47:28 PM	48.1
10:47:38 PM	47.6
10:47:48 PM	46.4

10:47:58 PM	46.7
10:48:08 PM	47.6
10:48:18 PM	48.6
10:48:28 PM	48.5
10:48:38 PM	47.9
10:48:48 PM	48.9
10:48:58 PM	48.1
10:49:08 PM	47.4
10:49:18 PM	47
10:49:28 PM	47.1
10:49:38 PM	47.6
10:49:48 PM	48
10:49:58 PM	55
10:50:08 PM	51.8
10:50:18 PM	46.7
10:50:28 PM	46.7
10:50:38 PM	50.4
10:50:48 PM	53.3
10:50:58 PM	57.3
10:51:08 PM	56.4
10:51:18 PM	58.7
10:51:28 PM	52.3
10:51:38 PM	52.4
10:51:48 PM	51.9
10:51:58 PM	47.9
10:52:08 PM	47.8
10:52:18 PM	47.6
10:52:28 PM	47.2
10:52:38 PM	47.9
10:52:48 PM	47.6
10:52:58 PM	47
10:53:08 PM	47
10:53:18 PM	47.5
10:53:28 PM	48.6
10:53:38 PM	48.1
10:53:48 PM	52.6
10:53:58 PM	52.7
10:54:08 PM	47.6
10:54:18 PM	47.5
10:54:28 PM	49.2
10:54:38 PM	47.8
10:54:48 PM	47.3
10:54:58 PM	48.2
10:55:08 PM	53.8
	52.1

AES
Acoustical Engineering Services

Project: Radford Studio Center Project
Location: R5
Date: 12/5/2023

Time	Leq
11:06:07 AM	60
11:06:17 AM	63.2
11:06:27 AM	54
11:06:37 AM	64
11:06:47 AM	56.2
11:06:57 AM	59.7
11:07:07 AM	55.4
11:07:17 AM	59.4
11:07:27 AM	62.3
11:07:37 AM	71.7
11:07:47 AM	70.6
11:07:57 AM	54.5
11:08:07 AM	53.9
11:08:17 AM	55.2
11:08:27 AM	56.2
11:08:37 AM	54.6
11:08:47 AM	60.5
11:08:57 AM	58.4
11:09:07 AM	57.3
11:09:17 AM	54.8
11:09:27 AM	57.7
11:09:37 AM	55.3
11:09:47 AM	56.4
11:09:57 AM	57.5
11:10:07 AM	59.1
11:10:17 AM	56.4
11:10:27 AM	58.1
11:10:37 AM	55.5
11:10:47 AM	55.6
11:10:57 AM	57.5
11:11:07 AM	58.4
11:11:17 AM	62.1
11:11:27 AM	67
11:11:37 AM	62.6
11:11:47 AM	58.5
11:11:57 AM	66.5
11:12:07 AM	56.4
11:12:17 AM	57.7
11:12:27 AM	55.9
11:12:37 AM	58.4
11:12:47 AM	54.9
11:12:57 AM	54.4
11:13:07 AM	56.4

11:13:17 AM	59.9
11:13:27 AM	56.7
11:13:37 AM	57.4
11:13:47 AM	65.6
11:13:57 AM	62.7
11:14:07 AM	63.4
11:14:17 AM	67.9
11:14:27 AM	66.9
11:14:37 AM	60.3
11:14:47 AM	59
11:14:57 AM	54.9
11:15:07 AM	57.9
11:15:17 AM	58.2
11:15:27 AM	58.2
11:15:37 AM	62
11:15:47 AM	61.3
11:15:57 AM	55.6
11:16:07 AM	58.2
11:16:17 AM	58
11:16:27 AM	61.2
11:16:37 AM	68.7
11:16:47 AM	68.8
11:16:57 AM	62.5
11:17:07 AM	57.1
11:17:17 AM	67
11:17:27 AM	59.2
11:17:37 AM	55.4
11:17:47 AM	52.2
11:17:57 AM	51.1
11:18:07 AM	55.5
11:18:17 AM	55.5
11:18:27 AM	57.7
11:18:37 AM	56.5
11:18:47 AM	55.3
11:18:57 AM	54.9
11:19:07 AM	57.2
11:19:17 AM	58.2
11:19:27 AM	51.9
11:19:37 AM	52.5
11:19:47 AM	55.3
11:19:57 AM	59.3
11:20:07 AM	58.6
11:20:17 AM	55.4
11:20:27 AM	61.7
11:20:37 AM	57
11:20:47 AM	74.6
11:20:57 AM	56.2
	62.4

Time	Leq
11:00:28 PM	51.8
11:00:38 PM	54.1
11:00:48 PM	60.7
11:00:58 PM	62.8
11:01:08 PM	59.9
11:01:18 PM	55.3
11:01:28 PM	56
11:01:38 PM	56.5
11:01:48 PM	54.7
11:01:58 PM	52.8
11:02:08 PM	57.4
11:02:18 PM	56.2
11:02:28 PM	56.3
11:02:38 PM	56.6
11:02:48 PM	55.9
11:02:58 PM	57.7
11:03:08 PM	57.7
11:03:18 PM	56.9
11:03:28 PM	53.4
11:03:38 PM	58.7
11:03:48 PM	64
11:03:58 PM	62.7
11:04:08 PM	63.4
11:04:18 PM	59.8
11:04:28 PM	62.9
11:04:38 PM	59.4
11:04:48 PM	61.9
11:04:58 PM	55.3
11:05:08 PM	54.5
11:05:18 PM	58.4
11:05:28 PM	58.3
11:05:38 PM	53.2
11:05:48 PM	52.6
11:05:58 PM	59.5
11:06:08 PM	56.2
11:06:18 PM	57.8
11:06:28 PM	53.4
11:06:38 PM	55.8
11:06:48 PM	55.7
11:06:58 PM	56.9
11:07:08 PM	58.6
11:07:18 PM	52.8
11:07:28 PM	51.7
11:07:38 PM	51.4
11:07:48 PM	55
11:07:58 PM	54.2

11:08:08 PM	50.4
11:08:18 PM	52.5
11:08:28 PM	57.1
11:08:38 PM	61.7
11:08:48 PM	54.6
11:08:58 PM	52.7
11:09:08 PM	51.3
11:09:18 PM	58
11:09:28 PM	56.6
11:09:38 PM	52.1
11:09:48 PM	51.5
11:09:58 PM	56.7
11:10:08 PM	55.4
11:10:18 PM	53.5
11:10:28 PM	52
11:10:38 PM	51.1
11:10:48 PM	54.2
11:10:58 PM	55.1
11:11:08 PM	50.5
11:11:18 PM	52.1
11:11:28 PM	53.9
11:11:38 PM	57.5
11:11:48 PM	58.9
11:11:58 PM	55.5
11:12:08 PM	52.4
11:12:18 PM	51.2
11:12:28 PM	53
11:12:38 PM	57
11:12:48 PM	63.4
11:12:58 PM	52.7
11:13:08 PM	54.6
11:13:18 PM	59.3
11:13:28 PM	55.1
11:13:38 PM	52.8
11:13:48 PM	51.5
11:13:58 PM	54.8
11:14:08 PM	55.1
11:14:18 PM	51.9
11:14:28 PM	51.6
11:14:38 PM	50.3
11:14:48 PM	53.9
11:14:58 PM	55.2
11:15:08 PM	50.1
11:15:18 PM	49.6
	57.1

AES
Acoustical Engineering Services

Project: Radford Studio Center Project
Location: R6
Date: 12/5/2023

Time	Leq
11:25:49 AM	53.8
11:25:59 AM	49.9
11:26:09 AM	49.7
11:26:19 AM	58.3
11:26:29 AM	55.8
11:26:39 AM	55.8
11:26:49 AM	51.6
11:26:59 AM	56.7
11:27:09 AM	57.4
11:27:19 AM	59.6
11:27:29 AM	58.7
11:27:39 AM	49.7
11:27:49 AM	50.1
11:27:59 AM	48.3
11:28:09 AM	48.2
11:28:19 AM	49.9
11:28:29 AM	49.1
11:28:39 AM	49.2
11:28:49 AM	55.9
11:28:59 AM	53.7
11:29:09 AM	58
11:29:19 AM	51.4
11:29:29 AM	50.3
11:29:39 AM	58
11:29:49 AM	52.5
11:29:59 AM	53.8
11:30:09 AM	60.2
11:30:19 AM	52.4
11:30:29 AM	47.6
11:30:39 AM	47.9
11:30:49 AM	50.5
11:30:59 AM	56.4
11:31:09 AM	49.9
11:31:19 AM	48
11:31:29 AM	48.7
11:31:39 AM	49.7
11:31:49 AM	52.4
11:31:59 AM	52.8
11:32:09 AM	58
11:32:19 AM	59
11:32:29 AM	65.2
11:32:39 AM	57.7
11:32:49 AM	51.6

11:32:59 AM	51.4
11:33:09 AM	50.4
11:33:19 AM	53.6
11:33:29 AM	54.8
11:33:39 AM	52.4
11:33:49 AM	56.4
11:33:59 AM	56.7
11:34:09 AM	51.1
11:34:19 AM	54
11:34:29 AM	52.3
11:34:39 AM	55.6
11:34:49 AM	55.6
11:34:59 AM	49.9
11:35:09 AM	48.6
11:35:19 AM	48.7
11:35:29 AM	54.2
11:35:39 AM	53.8
11:35:49 AM	55.1
11:35:59 AM	55.1
11:36:09 AM	54.5
11:36:19 AM	55.1
11:36:29 AM	56.8
11:36:39 AM	61.4
11:36:49 AM	68.6
11:36:59 AM	65.2
11:37:09 AM	57
11:37:19 AM	55.9
11:37:29 AM	49.7
11:37:39 AM	50.7
11:37:49 AM	50.4
11:37:59 AM	48.7
11:38:09 AM	48.3
11:38:19 AM	49.4
11:38:29 AM	48.6
11:38:39 AM	49.2
11:38:49 AM	52.2
11:38:59 AM	55.1
11:39:09 AM	56.9
11:39:19 AM	53
11:39:29 AM	58.5
11:39:39 AM	53.7
11:39:49 AM	56.4
11:39:59 AM	50.4
11:40:09 AM	51.3
11:40:19 AM	55.8
11:40:29 AM	49.7
11:40:39 AM	52
	56.3

Time	Leq
11:18:37 PM	51.9
11:18:47 PM	62.5
11:18:57 PM	65
11:19:07 PM	59.1
11:19:17 PM	54.4
11:19:27 PM	54.7
11:19:37 PM	50.6
11:19:47 PM	50.1
11:19:57 PM	48.7
11:20:07 PM	48.4
11:20:17 PM	48.4
11:20:27 PM	53
11:20:37 PM	48
11:20:47 PM	47.8
11:20:57 PM	47.2
11:21:07 PM	48
11:21:17 PM	49.3
11:21:27 PM	50
11:21:37 PM	48.4
11:21:47 PM	47.9
11:21:57 PM	47.9
11:22:07 PM	48.6
11:22:17 PM	49.3
11:22:27 PM	48.5
11:22:37 PM	48
11:22:47 PM	48.7
11:22:57 PM	48.5
11:23:07 PM	47.8
11:23:17 PM	47.7
11:23:27 PM	48.5
11:23:37 PM	48.4
11:23:47 PM	48.3
11:23:57 PM	49.2
11:24:07 PM	50.2
11:24:17 PM	51.1
11:24:27 PM	53.3
11:24:37 PM	53.5
11:24:47 PM	47.1
11:24:57 PM	48.1
11:25:07 PM	47.9
11:25:17 PM	46.9
11:25:27 PM	46.2
11:25:37 PM	46.8
11:25:47 PM	47.3
11:25:57 PM	47.4
11:26:07 PM	47.5

11:26:17 PM	47.9
11:26:27 PM	47.1
11:26:37 PM	48.7
11:26:47 PM	48.1
11:26:57 PM	47.5
11:27:07 PM	47.5
11:27:17 PM	49.6
11:27:27 PM	47.9
11:27:37 PM	48.2
11:27:47 PM	46
11:27:57 PM	45.3
11:28:07 PM	46.2
11:28:17 PM	48.2
11:28:27 PM	54.6
11:28:37 PM	45.3
11:28:47 PM	45.6
11:28:57 PM	48.7
11:29:07 PM	50.4
11:29:17 PM	49.1
11:29:27 PM	46.9
11:29:37 PM	45.7
11:29:47 PM	46.8
11:29:57 PM	48.6
11:30:07 PM	48.8
11:30:17 PM	47.8
11:30:27 PM	45.7
11:30:37 PM	44.7
11:30:47 PM	46.8
11:30:57 PM	47.2
11:31:07 PM	46.2
11:31:17 PM	46.8
11:31:27 PM	48.2
11:31:37 PM	47.1
11:31:47 PM	47.6
11:31:57 PM	54.6
11:32:07 PM	52.1
11:32:17 PM	47.1
11:32:27 PM	48.1
11:32:37 PM	46.7
11:32:47 PM	47.4
11:32:57 PM	47.2
11:33:07 PM	47.4
11:33:17 PM	57.3
11:33:27 PM	55.9
	51.8

AES
Acoustical Engineering Services

Project: Radford Studio Center Project
Location: R7
Date: 12/5/2023

Time	Leq
11:45:27 AM	51.2
11:45:37 AM	54.4
11:45:47 AM	54.7
11:45:57 AM	52.6
11:46:07 AM	51.9
11:46:17 AM	52.8
11:46:27 AM	52.2
11:46:37 AM	52
11:46:47 AM	52.9
11:46:57 AM	55.4
11:47:07 AM	56.9
11:47:17 AM	56.9
11:47:27 AM	58.4
11:47:37 AM	60.8
11:47:47 AM	60.6
11:47:57 AM	60.4
11:48:07 AM	61.2
11:48:17 AM	65.5
11:48:27 AM	64.4
11:48:37 AM	61.1
11:48:47 AM	62.8
11:48:57 AM	59.9
11:49:07 AM	55.3
11:49:17 AM	55.4
11:49:27 AM	55.4
11:49:37 AM	54.4
11:49:47 AM	53.5
11:49:57 AM	51.5
11:50:07 AM	53.4
11:50:17 AM	52.9
11:50:27 AM	49.1
11:50:37 AM	52.1
11:50:47 AM	58.3
11:50:57 AM	57.8
11:51:07 AM	56.4
11:51:17 AM	56
11:51:27 AM	53.7
11:51:37 AM	57.4
11:51:47 AM	56.9
11:51:57 AM	52.4
11:52:07 AM	44.3
11:52:17 AM	43.9
11:52:27 AM	52.2

11:52:37 AM	56.2
11:52:47 AM	56.4
11:52:57 AM	55.1
11:53:07 AM	53.1
11:53:17 AM	52.4
11:53:27 AM	55.8
11:53:37 AM	54.8
11:53:47 AM	57.4
11:53:57 AM	62
11:54:07 AM	63.2
11:54:17 AM	59.8
11:54:27 AM	57.6
11:54:37 AM	63.7
11:54:47 AM	63.6
11:54:57 AM	65
11:55:07 AM	54.6
11:55:17 AM	55.5
11:55:27 AM	52
11:55:37 AM	51.3
11:55:47 AM	52.7
11:55:57 AM	55.6
11:56:07 AM	55.1
11:56:17 AM	53.9
11:56:27 AM	53.7
11:56:37 AM	51.9
11:56:47 AM	51.8
11:56:57 AM	60.7
11:57:07 AM	66.7
11:57:17 AM	67
11:57:27 AM	64.1
11:57:37 AM	68
11:57:47 AM	70.3
11:57:57 AM	73.9
11:58:07 AM	75.5
11:58:17 AM	75.2
11:58:27 AM	75.4
11:58:37 AM	75.6
11:58:47 AM	67.9
11:58:57 AM	63.2
11:59:07 AM	67.4
11:59:17 AM	67.6
11:59:27 AM	60.4
11:59:37 AM	59.7
11:59:47 AM	56.4
11:59:57 AM	57.1
12:00:07 PM	58.1
12:00:17 PM	52.7
	64.6

Time	Leq
11:36:50 PM	49.3
11:37:00 PM	50.3
11:37:10 PM	48.6
11:37:20 PM	48
11:37:30 PM	46.9
11:37:40 PM	46
11:37:50 PM	45.7
11:38:00 PM	44.9
11:38:10 PM	44.4
11:38:20 PM	44.2
11:38:30 PM	47.2
11:38:40 PM	44.4
11:38:50 PM	43
11:39:00 PM	44.8
11:39:10 PM	44.7
11:39:20 PM	43.5
11:39:30 PM	43.4
11:39:40 PM	43.5
11:39:50 PM	44
11:40:00 PM	43.9
11:40:10 PM	44.2
11:40:20 PM	44.9
11:40:30 PM	45.3
11:40:40 PM	46.2
11:40:50 PM	45.6
11:41:00 PM	45.2
11:41:10 PM	44.3
11:41:20 PM	44.4
11:41:30 PM	43.1
11:41:40 PM	43.2
11:41:50 PM	44.9
11:42:00 PM	45
11:42:10 PM	44.2
11:42:20 PM	45
11:42:30 PM	44.7
11:42:40 PM	45.3
11:42:50 PM	44.4
11:43:00 PM	42.6
11:43:10 PM	42.9
11:43:20 PM	43.7
11:43:30 PM	43.9
11:43:40 PM	45.5
11:43:50 PM	45.4
11:44:00 PM	44.6
11:44:10 PM	44.6
11:44:20 PM	43.4

11:44:30 PM	44.8
11:44:40 PM	46.9
11:44:50 PM	43.9
11:45:00 PM	43.9
11:45:10 PM	45
11:45:20 PM	44.1
11:45:30 PM	43.8
11:45:40 PM	43.2
11:45:50 PM	43.2
11:46:00 PM	43.9
11:46:10 PM	44.2
11:46:20 PM	43.7
11:46:30 PM	43.3
11:46:40 PM	44.2
11:46:50 PM	43.5
11:47:00 PM	44.1
11:47:10 PM	43.6
11:47:20 PM	43.9
11:47:30 PM	44.3
11:47:40 PM	43.6
11:47:50 PM	43.8
11:48:00 PM	44.7
11:48:10 PM	44.8
11:48:20 PM	43.7
11:48:30 PM	43
11:48:40 PM	43.2
11:48:50 PM	43.3
11:49:00 PM	42.9
11:49:10 PM	43.2
11:49:20 PM	42.9
11:49:30 PM	43.3
11:49:40 PM	43.2
11:49:50 PM	42.6
11:50:00 PM	42.6
11:50:10 PM	43
11:50:20 PM	42.6
11:50:30 PM	42.9
11:50:40 PM	42.7
11:50:50 PM	43.3
11:51:00 PM	43.9
11:51:10 PM	43.3
11:51:20 PM	43.9
11:51:30 PM	42.9
11:51:40 PM	42.9
	44.6

AES
Acoustical Engineering Services

Project: Radford Studio Center Project
Location: R8
Date: 12/5/2023

Time	Leq
12:07:53 PM	57.7
12:08:03 PM	51
12:08:13 PM	56.4
12:08:23 PM	65.5
12:08:33 PM	51.3
12:08:43 PM	57.4
12:08:53 PM	54.2
12:09:03 PM	51.7
12:09:13 PM	58.6
12:09:23 PM	58.9
12:09:33 PM	51
12:09:43 PM	50.4
12:09:53 PM	61.2
12:10:03 PM	61.8
12:10:13 PM	58.3
12:10:23 PM	65.3
12:10:33 PM	57.3
12:10:43 PM	54.2
12:10:53 PM	54.2
12:11:03 PM	56.4
12:11:13 PM	60.3
12:11:23 PM	54
12:11:33 PM	51.8
12:11:43 PM	56.6
12:11:53 PM	59.5
12:12:03 PM	48.6
12:12:13 PM	51.2
12:12:23 PM	52.8
12:12:33 PM	61.9
12:12:43 PM	78.2
12:12:53 PM	57.4
12:13:03 PM	54.1
12:13:13 PM	52
12:13:23 PM	50.7
12:13:33 PM	52.1
12:13:43 PM	50.7
12:13:53 PM	51.9
12:14:03 PM	52.7
12:14:13 PM	53.8
12:14:23 PM	52.2
12:14:33 PM	50.4
12:14:43 PM	53.2
12:14:53 PM	59.8

12:15:03 PM	56.7
12:15:13 PM	56.4
12:15:23 PM	56.5
12:15:33 PM	57.5
12:15:43 PM	65.3
12:15:53 PM	57.3
12:16:03 PM	57.3
12:16:13 PM	58.1
12:16:23 PM	63.4
12:16:33 PM	61.3
12:16:43 PM	56.7
12:16:53 PM	56.6
12:17:03 PM	58.1
12:17:13 PM	62.7
12:17:23 PM	58.9
12:17:33 PM	64.7
12:17:43 PM	57.6
12:17:53 PM	57
12:18:03 PM	57
12:18:13 PM	55.8
12:18:23 PM	51.2
12:18:33 PM	52.1
12:18:43 PM	51
12:18:53 PM	51.4
12:19:03 PM	54.8
12:19:13 PM	56.3
12:19:23 PM	50.6
12:19:33 PM	52
12:19:43 PM	49.2
12:19:53 PM	50.7
12:20:03 PM	51.6
12:20:13 PM	54
12:20:23 PM	51.7
12:20:33 PM	60.1
12:20:43 PM	56.7
12:20:53 PM	52.9
12:21:03 PM	52
12:21:13 PM	51.8
12:21:23 PM	50.8
12:21:33 PM	50.6
12:21:43 PM	50.3
12:21:53 PM	48.8
12:22:03 PM	49.1
12:22:13 PM	50.7
12:22:23 PM	51.9
12:22:33 PM	52.4
12:22:43 PM	60
	61.1

Time	Leq
11:57:07 PM	56.6
11:57:17 PM	56.9
11:57:27 PM	57.4
11:57:37 PM	56.6
11:57:47 PM	56.8
11:57:57 PM	57.1
11:58:07 PM	57
11:58:17 PM	57.7
11:58:27 PM	56.5
11:58:37 PM	56.6
11:58:47 PM	56.8
11:58:57 PM	57.6
11:59:07 PM	55
11:59:17 PM	51.1
11:59:27 PM	47.9
11:59:37 PM	48.2
11:59:47 PM	47.2
11:59:57 PM	48.1
12:00:07 AM	46.8
12:00:17 AM	45.1
12:00:27 AM	50.1
12:00:37 AM	49
12:00:47 AM	48.3
12:00:57 AM	57.3
12:01:07 AM	46.1
12:01:17 AM	46.7
12:01:27 AM	47.5
12:01:37 AM	46.7
12:01:47 AM	49.4
12:01:57 AM	54
12:02:07 AM	52.3
12:02:17 AM	52.7
12:02:27 AM	54.4
12:02:37 AM	51.3
12:02:47 AM	48.9
12:02:57 AM	48.9
12:03:07 AM	53.3
12:03:17 AM	54.4
12:03:27 AM	53.5
12:03:37 AM	52.9
12:03:47 AM	52.6
12:03:57 AM	52.5
12:04:07 AM	54.7
12:04:17 AM	52.8
12:04:27 AM	54.6
12:04:37 AM	52.2

12:04:47 AM	52.5
12:04:57 AM	53.4
12:05:07 AM	53.2
12:05:17 AM	53.2
12:05:27 AM	52.8
12:05:37 AM	52.6
12:05:47 AM	53.2
12:05:57 AM	53.3
12:06:07 AM	52.3
12:06:17 AM	53
12:06:27 AM	52.9
12:06:37 AM	55.1
12:06:47 AM	62
12:06:57 AM	53.9
12:07:07 AM	52.5
12:07:17 AM	52.6
12:07:27 AM	52.9
12:07:37 AM	52.2
12:07:47 AM	52.9
12:07:57 AM	52.2
12:08:07 AM	52.5
12:08:17 AM	52.1
12:08:27 AM	52.9
12:08:37 AM	53
12:08:47 AM	54.4
12:08:57 AM	52.8
12:09:07 AM	53.2
12:09:17 AM	52.4
12:09:27 AM	52.3
12:09:37 AM	52.2
12:09:47 AM	52
12:09:57 AM	52.1
12:10:07 AM	52.8
12:10:17 AM	53.9
12:10:27 AM	53.1
12:10:37 AM	53.3
12:10:47 AM	52.6
12:10:57 AM	53.8
12:11:07 AM	53.7
12:11:17 AM	53.4
12:11:27 AM	53
12:11:37 AM	52.5
12:11:47 AM	53.4
12:11:57 AM	52.3
	53.8

AES
Acoustical Engineering Services

Project: Radford Studio Center Project
Location: R9
Date: 12/6/2023

Time	Leq
10:31:26 AM	66.8
10:31:36 AM	68.5
10:31:46 AM	72.3
10:31:56 AM	67.2
10:32:06 AM	64.5
10:32:16 AM	70.7
10:32:26 AM	66
10:32:36 AM	70.9
10:32:46 AM	70.3
10:32:56 AM	66.8
10:33:06 AM	55.6
10:33:16 AM	67.1
10:33:26 AM	68.3
10:33:36 AM	71.9
10:33:46 AM	70.4
10:33:56 AM	67
10:34:06 AM	67.9
10:34:16 AM	69.7
10:34:26 AM	60.7
10:34:36 AM	69.2
10:34:46 AM	67.7
10:34:56 AM	69
10:35:06 AM	68.9
10:35:16 AM	66.9
10:35:26 AM	59.5
10:35:36 AM	52.2
10:35:46 AM	68.7
10:35:56 AM	68.2
10:36:06 AM	62.9
10:36:16 AM	70.2
10:36:26 AM	67.5
10:36:36 AM	66
10:36:46 AM	69
10:36:56 AM	68.6
10:37:06 AM	66.2
10:37:16 AM	68.2
10:37:26 AM	65.8
10:37:36 AM	70.8
10:37:46 AM	68.6
10:37:56 AM	69.5
10:38:06 AM	62.6
10:38:16 AM	63.2
10:38:26 AM	69.1

10:38:36 AM	70
10:38:46 AM	67.7
10:38:56 AM	68.7
10:39:06 AM	70.9
10:39:16 AM	67
10:39:26 AM	68
10:39:36 AM	59.4
10:39:46 AM	53.5
10:39:56 AM	53.3
10:40:06 AM	63.1
10:40:16 AM	69.7
10:40:26 AM	63.1
10:40:36 AM	72.4
10:40:46 AM	68.3
10:40:56 AM	69.4
10:41:06 AM	73.4
10:41:16 AM	70.4
10:41:26 AM	59
10:41:36 AM	62.5
10:41:46 AM	53.8
10:41:56 AM	66.3
10:42:06 AM	67.9
10:42:16 AM	67.5
10:42:26 AM	70
10:42:36 AM	66.6
10:42:46 AM	70.3
10:42:56 AM	67.6
10:43:06 AM	67
10:43:16 AM	60.4
10:43:26 AM	68
10:43:36 AM	62
10:43:46 AM	68.8
10:43:56 AM	67.7
10:44:06 AM	63
10:44:16 AM	68
10:44:26 AM	56
10:44:36 AM	62.4
10:44:46 AM	68.3
10:44:56 AM	70.7
10:45:06 AM	71.5
10:45:16 AM	67.8
10:45:26 AM	54.6
10:45:36 AM	56.6
10:45:46 AM	65.4
10:45:56 AM	68
10:46:06 AM	62.4
10:46:16 AM	64.5
	67.9

Time	Leq
10:01:20 PM	63.7
10:01:30 PM	55.5
10:01:40 PM	69.9
10:01:50 PM	68.1
10:02:00 PM	73.9
10:02:10 PM	61
10:02:20 PM	69
10:02:30 PM	70
10:02:40 PM	70.1
10:02:50 PM	56.6
10:03:00 PM	61.6
10:03:10 PM	71.5
10:03:20 PM	59.2
10:03:30 PM	55.9
10:03:40 PM	65.9
10:03:50 PM	61
10:04:00 PM	63.8
10:04:10 PM	68.9
10:04:20 PM	68.3
10:04:30 PM	67.9
10:04:40 PM	68.1
10:04:50 PM	66.9
10:05:00 PM	56.9
10:05:10 PM	54.3
10:05:20 PM	54.5
10:05:30 PM	53.5
10:05:40 PM	52.1
10:05:50 PM	52.9
10:06:00 PM	69.6
10:06:10 PM	66.3
10:06:20 PM	61
10:06:30 PM	70.1
10:06:40 PM	59.8
10:06:50 PM	55.3
10:07:00 PM	66.6
10:07:10 PM	67.3
10:07:20 PM	65.3
10:07:30 PM	52.7
10:07:40 PM	68.2
10:07:50 PM	65
10:08:00 PM	63.8
10:08:10 PM	59.5
10:08:20 PM	69.6
10:08:30 PM	71.2
10:08:40 PM	58.5
10:08:50 PM	69.6

10:09:00 PM	61.7
10:09:10 PM	67.5
10:09:20 PM	69.8
10:09:30 PM	55.5
10:09:40 PM	70.9
10:09:50 PM	69.3
10:10:00 PM	67.6
10:10:10 PM	64.6
10:10:20 PM	67.6
10:10:30 PM	70
10:10:40 PM	59
10:10:50 PM	69.4
10:11:00 PM	55.2
10:11:10 PM	54.5
10:11:20 PM	52
10:11:30 PM	67.9
10:11:40 PM	70.9
10:11:50 PM	71
10:12:00 PM	55.6
10:12:10 PM	58.7
10:12:20 PM	71.2
10:12:30 PM	55.7
10:12:40 PM	52
10:12:50 PM	57.8
10:13:00 PM	67.8
10:13:10 PM	68.5
10:13:20 PM	67.1
10:13:30 PM	53.4
10:13:40 PM	55.9
10:13:50 PM	69.9
10:14:00 PM	68.1
10:14:10 PM	67.7
10:14:20 PM	53.3
10:14:30 PM	51.4
10:14:40 PM	65.6
10:14:50 PM	64.8
10:15:00 PM	50.5
10:15:10 PM	50.8
10:15:20 PM	64.5
10:15:30 PM	65.4
10:15:40 PM	56.2
10:15:50 PM	66.4
10:16:00 PM	67.9
10:16:10 PM	71.5
	66.7

AES
Acoustical Engineering Services

Project: Radford Studio Center Project
Location: R11
Date: 12/6/2023

Time	Leq
10:50:20 AM	48.7
10:50:30 AM	47.3
10:50:40 AM	50.4
10:50:50 AM	46.1
10:51:00 AM	42.8
10:51:10 AM	47.3
10:51:20 AM	58.8
10:51:30 AM	60.3
10:51:40 AM	49.9
10:51:50 AM	44.1
10:52:00 AM	46.2
10:52:10 AM	42
10:52:20 AM	41.6
10:52:30 AM	44
10:52:40 AM	43.7
10:52:50 AM	44
10:53:00 AM	46.1
10:53:10 AM	47
10:53:20 AM	57.5
10:53:30 AM	65.9
10:53:40 AM	59.3
10:53:50 AM	53.5
10:54:00 AM	46.2
10:54:10 AM	44.3
10:54:20 AM	55
10:54:30 AM	60.5
10:54:40 AM	58.1
10:54:50 AM	53.8
10:55:00 AM	55.4
10:55:10 AM	50
10:55:20 AM	51.9
10:55:30 AM	49.5
10:55:40 AM	45.1
10:55:50 AM	48.5
10:56:00 AM	58.9
10:56:10 AM	58.2
10:56:20 AM	51
10:56:30 AM	58.6
10:56:40 AM	53.1
10:56:50 AM	56
10:57:00 AM	43.5
10:57:10 AM	54.7
10:57:20 AM	44.8

10:57:30 AM	45
10:57:40 AM	57.9
10:57:50 AM	68.3
10:58:00 AM	63.4
10:58:10 AM	53.7
10:58:20 AM	49.6
10:58:30 AM	43
10:58:40 AM	41.3
10:58:50 AM	43
10:59:00 AM	44.8
10:59:10 AM	44
10:59:20 AM	41.4
10:59:30 AM	44.3
10:59:40 AM	51.9
10:59:50 AM	46.1
11:00:00 AM	40.8
11:00:10 AM	41.7
11:00:20 AM	47.4
11:00:30 AM	47.7
11:00:40 AM	47
11:00:50 AM	42.3
11:01:00 AM	43.6
11:01:10 AM	47.4
11:01:20 AM	47.3
11:01:30 AM	46.3
11:01:40 AM	47.7
11:01:50 AM	49.8
11:02:00 AM	50.8
11:02:10 AM	49.4
11:02:20 AM	48.3
11:02:30 AM	49.7
11:02:40 AM	48
11:02:50 AM	46.9
11:03:00 AM	46.1
11:03:10 AM	46.2
11:03:20 AM	46.3
11:03:30 AM	47.1
11:03:40 AM	55.1
11:03:50 AM	45.8
11:04:00 AM	46.9
11:04:10 AM	51.7
11:04:20 AM	44.9
11:04:30 AM	48
11:04:40 AM	45.7
11:04:50 AM	42.6
11:05:00 AM	45.2
11:05:10 AM	43
	54.7

Time	Leq
10:20:56 PM	42
10:21:06 PM	43.2
10:21:16 PM	42.1
10:21:26 PM	42.4
10:21:36 PM	46.3
10:21:46 PM	--
10:21:56 PM	--
10:22:06 PM	43.6
10:22:16 PM	45.2
10:22:26 PM	50.5
10:22:36 PM	42.8
10:22:46 PM	44
10:22:56 PM	53.3
10:23:06 PM	65.9
10:23:16 PM	67.5
10:23:26 PM	60.2
10:23:36 PM	52.2
10:23:46 PM	48.4
10:23:56 PM	45.7
10:24:06 PM	43.8
10:24:16 PM	43.1
10:24:26 PM	43.6
10:24:36 PM	43.4
10:24:46 PM	42.4
10:24:56 PM	43.6
10:25:06 PM	43.3
10:25:16 PM	42.4
10:25:26 PM	42.2
10:25:36 PM	43.5
10:25:46 PM	45.2
10:25:56 PM	45.2
10:26:06 PM	45.8
10:26:16 PM	45
10:26:26 PM	44.6
10:26:36 PM	44
10:26:46 PM	45.4
10:26:56 PM	43.4
10:27:06 PM	43.6
10:27:16 PM	43.5
10:27:26 PM	43.3
10:27:36 PM	44.1
10:27:46 PM	43
10:27:56 PM	43.8
10:28:06 PM	44.9
10:28:16 PM	56.3
10:28:26 PM	61.2

10:28:36 PM	59
10:28:46 PM	48.4
10:28:56 PM	46.2
10:29:06 PM	46.5
10:29:16 PM	44.7
10:29:26 PM	46.3
10:29:36 PM	46
10:29:46 PM	55.5
10:29:56 PM	44.9
10:30:06 PM	44.2
10:30:16 PM	43.9
10:30:26 PM	42.9
10:30:36 PM	44.3
10:30:46 PM	43.7
10:30:56 PM	51.4
10:31:06 PM	59.9
10:31:16 PM	43.3
10:31:26 PM	45.7
10:31:36 PM	41.8
10:31:46 PM	40.3
10:31:56 PM	41.7
10:32:06 PM	41.2
10:32:16 PM	44.1
10:32:26 PM	43.3
10:32:36 PM	42.7
10:32:46 PM	42.2
10:32:56 PM	43
10:33:06 PM	42.7
10:33:16 PM	45.4
10:33:26 PM	44.1
10:33:36 PM	43.6
10:33:46 PM	44
10:33:56 PM	42.9
10:34:06 PM	43.2
10:34:16 PM	43
10:34:26 PM	40.6
10:34:36 PM	42.4
10:34:46 PM	40.9
10:34:56 PM	43.7
10:35:06 PM	43
10:35:16 PM	42.9
10:35:26 PM	48.6
10:35:36 PM	48.4
10:35:46 PM	43.5
	52.9

AES
Acoustical Engineering Services

Project: Radford Studio Center Project
Location: R12
Date: 12/6/2023

Time	Leq
11:12:26 AM	65.3
11:12:36 AM	67.5
11:12:46 AM	58.3
11:12:56 AM	52
11:13:06 AM	48.5
11:13:16 AM	47.4
11:13:26 AM	45.1
11:13:36 AM	45.5
11:13:46 AM	46.7
11:13:56 AM	56.6
11:14:06 AM	57.3
11:14:16 AM	58.2
11:14:26 AM	59.8
11:14:36 AM	63.7
11:14:46 AM	72.2
11:14:56 AM	64.7
11:15:06 AM	56.4
11:15:16 AM	48.8
11:15:26 AM	47.2
11:15:36 AM	48.3
11:15:46 AM	47.8
11:15:56 AM	46.4
11:16:06 AM	46.1
11:16:16 AM	45.4
11:16:26 AM	45.3
11:16:36 AM	45
11:16:46 AM	46.4
11:16:56 AM	46.9
11:17:06 AM	44.9
11:17:16 AM	45.2
11:17:26 AM	44.9
11:17:36 AM	44.2
11:17:46 AM	43.9
11:17:56 AM	46.2
11:18:06 AM	44.5
11:18:16 AM	45
11:18:26 AM	45.1
11:18:36 AM	44.2
11:18:46 AM	43.9
11:18:56 AM	44.9
11:19:06 AM	46
11:19:16 AM	47.6
11:19:26 AM	47.5

11:19:36 AM	48.1
11:19:46 AM	46.2
11:19:56 AM	44.5
11:20:06 AM	44.6
11:20:16 AM	44.7
11:20:26 AM	46.4
11:20:36 AM	47.7
11:20:46 AM	47.2
11:20:56 AM	46.4
11:21:06 AM	46.1
11:21:16 AM	52.1
11:21:26 AM	51.2
11:21:36 AM	49.5
11:21:46 AM	46
11:21:56 AM	46.2
11:22:06 AM	51.5
11:22:16 AM	50
11:22:26 AM	54.5
11:22:36 AM	53.9
11:22:46 AM	48.8
11:22:56 AM	47.9
11:23:06 AM	48.5
11:23:16 AM	50.2
11:23:26 AM	45.9
11:23:36 AM	45.4
11:23:46 AM	44.9
11:23:56 AM	44.7
11:24:06 AM	45.8
11:24:16 AM	46.1
11:24:26 AM	45.7
11:24:36 AM	45.7
11:24:46 AM	45.5
11:24:56 AM	45.1
11:25:06 AM	44.1
11:25:16 AM	45.3
11:25:26 AM	45.2
11:25:36 AM	44.7
11:25:46 AM	44.3
11:25:56 AM	44.9
11:26:06 AM	45.4
11:26:16 AM	45.4
11:26:26 AM	45.8
11:26:36 AM	48.8
11:26:46 AM	51.9
11:26:56 AM	54.2
11:27:06 AM	62.2
11:27:16 AM	60.9
	56.7

Time	Leq
10:42:48 PM	44.7
10:42:58 PM	45.5
10:43:08 PM	43.9
10:43:18 PM	43.5
10:43:28 PM	43.9
10:43:38 PM	46
10:43:48 PM	45.8
10:43:58 PM	44.8
10:44:08 PM	43.2
10:44:18 PM	42.7
10:44:28 PM	42.5
10:44:38 PM	42.5
10:44:48 PM	42.8
10:44:58 PM	43.5
10:45:08 PM	43.9
10:45:18 PM	43.6
10:45:28 PM	43.2
10:45:38 PM	43.4
10:45:48 PM	43.4
10:45:58 PM	42.8
10:46:08 PM	42.9
10:46:18 PM	43
10:46:28 PM	43.3
10:46:38 PM	43.6
10:46:48 PM	43.2
10:46:58 PM	46.3
10:47:08 PM	43.9
10:47:18 PM	43.8
10:47:28 PM	44.1
10:47:38 PM	44.6
10:47:48 PM	45.5
10:47:58 PM	45.7
10:48:08 PM	45.9
10:48:18 PM	48.9
10:48:28 PM	46.5
10:48:38 PM	46.4
10:48:48 PM	45.9
10:48:58 PM	44.9
10:49:08 PM	46.6
10:49:18 PM	49.8
10:49:28 PM	47.2
10:49:38 PM	45.2
10:49:48 PM	44.6
10:49:58 PM	44.4
10:50:08 PM	44.2
10:50:18 PM	44.5

10:50:28 PM	44.6
10:50:38 PM	45.1
10:50:48 PM	45.2
10:50:58 PM	45.3
10:51:08 PM	45.6
10:51:18 PM	46.1
10:51:28 PM	46
10:51:38 PM	46.2
10:51:48 PM	45.9
10:51:58 PM	46.1
10:52:08 PM	46.3
10:52:18 PM	46.2
10:52:28 PM	46.2
10:52:38 PM	46.1
10:52:48 PM	46.4
10:52:58 PM	47.3
10:53:08 PM	45.8
10:53:18 PM	46
10:53:28 PM	46.2
10:53:38 PM	46.5
10:53:48 PM	46.6
10:53:58 PM	46.9
10:54:08 PM	47.1
10:54:18 PM	47.1
10:54:28 PM	47
10:54:38 PM	46.9
10:54:48 PM	47.1
10:54:58 PM	47.9
10:55:08 PM	47.4
10:55:18 PM	47.8
10:55:28 PM	47.1
10:55:38 PM	47
10:55:48 PM	46.8
10:55:58 PM	47
10:56:08 PM	47.2
10:56:18 PM	47.1
10:56:28 PM	48.1
10:56:38 PM	48.3
10:56:48 PM	48.2
10:56:58 PM	48.2
10:57:08 PM	48.6
10:57:18 PM	48.2
10:57:28 PM	49.4
10:57:38 PM	49.2
	46.1

AES
Acoustical Engineering Services

Project: Radford Studio Center Project
Location: R13
Date: 12/6/2023

Time	Leq
11:39:45 AM	50.7
11:39:55 AM	47
11:40:05 AM	50.6
11:40:15 AM	51.5
11:40:25 AM	51.8
11:40:35 AM	52.5
11:40:45 AM	51.4
11:40:55 AM	51.8
11:41:05 AM	51.2
11:41:15 AM	52
11:41:25 AM	53.5
11:41:35 AM	55.4
11:41:45 AM	51.6
11:41:55 AM	52.5
11:42:05 AM	53
11:42:15 AM	50.1
11:42:25 AM	51.4
11:42:35 AM	51.5
11:42:45 AM	46.1
11:42:55 AM	49.2
11:43:05 AM	47.5
11:43:15 AM	61.9
11:43:25 AM	67
11:43:35 AM	59.8
11:43:45 AM	55.8
11:43:55 AM	54.4
11:44:05 AM	52
11:44:15 AM	51
11:44:25 AM	47.5
11:44:35 AM	49.8
11:44:45 AM	49.9
11:44:55 AM	50.4
11:45:05 AM	59.2
11:45:15 AM	51.7
11:45:25 AM	49.9
11:45:35 AM	62.5
11:45:45 AM	69.3
11:45:55 AM	65
11:46:05 AM	56.1
11:46:15 AM	52.4
11:46:25 AM	52.4
11:46:35 AM	53.9
11:46:45 AM	52

11:46:55 AM	46.9
11:47:05 AM	47.9
11:47:15 AM	47.6
11:47:25 AM	49.5
11:47:35 AM	52.6
11:47:45 AM	55.3
11:47:55 AM	51
11:48:05 AM	51
11:48:15 AM	50.2
11:48:25 AM	51
11:48:35 AM	50
11:48:45 AM	61.8
11:48:55 AM	62.9
11:49:05 AM	56
11:49:15 AM	52.9
11:49:25 AM	53.4
11:49:35 AM	51.9
11:49:45 AM	52
11:49:55 AM	48.7
11:50:05 AM	50.8
11:50:15 AM	57.4
11:50:25 AM	51.7
11:50:35 AM	52.9
11:50:45 AM	54.2
11:50:55 AM	55.8
11:51:05 AM	50.8
11:51:15 AM	51.3
11:51:25 AM	50.6
11:51:35 AM	47.3
11:51:45 AM	47
11:51:55 AM	54.2
11:52:05 AM	51.8
11:52:15 AM	50.6
11:52:25 AM	50.8
11:52:35 AM	54.2
11:52:45 AM	55.1
11:52:55 AM	50.6
11:53:05 AM	54.8
11:53:15 AM	51.7
11:53:25 AM	48.5
11:53:35 AM	47.4
11:53:45 AM	50.9
11:53:55 AM	51.1
11:54:05 AM	52.9
11:54:15 AM	50.9
11:54:25 AM	49.2
11:54:35 AM	47.2
	56.3

Time	Leq
11:02:44 PM	48
11:02:54 PM	46.4
11:03:04 PM	47.3
11:03:14 PM	47.4
11:03:24 PM	48
11:03:34 PM	49.2
11:03:44 PM	49.7
11:03:54 PM	47.4
11:04:04 PM	49.1
11:04:14 PM	47.5
11:04:24 PM	48.9
11:04:34 PM	52.1
11:04:44 PM	50
11:04:54 PM	49.3
11:05:04 PM	49.1
11:05:14 PM	49.7
11:05:24 PM	46.9
11:05:34 PM	47.8
11:05:44 PM	48.8
11:05:54 PM	50.5
11:06:04 PM	51.2
11:06:14 PM	53.7
11:06:24 PM	60.4
11:06:34 PM	63.8
11:06:44 PM	62.2
11:06:54 PM	60.4
11:07:04 PM	55.3
11:07:14 PM	52.9
11:07:24 PM	51.3
11:07:34 PM	51.9
11:07:44 PM	49.1
11:07:54 PM	49.7
11:08:04 PM	50.2
11:08:14 PM	48.8
11:08:24 PM	47.3
11:08:34 PM	48.7
11:08:44 PM	52.2
11:08:54 PM	49.2
11:09:04 PM	49.9
11:09:14 PM	47.5
11:09:24 PM	48.2
11:09:34 PM	46.9
11:09:44 PM	47.3
11:09:54 PM	52.2
11:10:04 PM	50.5
11:10:14 PM	51.4

11:10:24 PM	47.7
11:10:34 PM	46
11:10:44 PM	48.9
11:10:54 PM	48.5
11:11:04 PM	48.9
11:11:14 PM	49
11:11:24 PM	46.6
11:11:34 PM	46.4
11:11:44 PM	47.3
11:11:54 PM	51.7
11:12:04 PM	47.4
11:12:14 PM	46.2
11:12:24 PM	47.2
11:12:34 PM	47
11:12:44 PM	46.3
11:12:54 PM	46.3
11:13:04 PM	45.9
11:13:14 PM	52.3
11:13:24 PM	54.2
11:13:34 PM	55.7
11:13:44 PM	49.4
11:13:54 PM	47.1
11:14:04 PM	46.9
11:14:14 PM	46.9
11:14:24 PM	47.4
11:14:34 PM	47.1
11:14:44 PM	46.2
11:14:54 PM	46.6
11:15:04 PM	48.4
11:15:14 PM	49.9
11:15:24 PM	48.7
11:15:34 PM	47.6
11:15:44 PM	49.2
11:15:54 PM	47.4
11:16:04 PM	45.2
11:16:14 PM	45.7
11:16:24 PM	49.6
11:16:34 PM	47.7
11:16:44 PM	46.5
11:16:54 PM	47.1
11:17:04 PM	46
11:17:14 PM	45.9
11:17:24 PM	46.3
11:17:34 PM	46.3
	51.8

AES
Acoustical Engineering Services

Project: Radford Studio Center Project
Location: R14
Date: 12/6/2023

Time	Leq
11:58:38 AM	68.1
11:58:48 AM	68.4
11:58:58 AM	69.2
11:59:08 AM	68.2
11:59:18 AM	65
11:59:28 AM	64.4
11:59:38 AM	59.1
11:59:48 AM	67.2
11:59:58 AM	66.2
12:00:08 PM	66.7
12:00:18 PM	65.5
12:00:28 PM	69.2
12:00:38 PM	65.6
12:00:48 PM	60.8
12:00:58 PM	64.7
12:01:08 PM	59.6
12:01:18 PM	59.2
12:01:28 PM	67
12:01:38 PM	67.1
12:01:48 PM	70.1
12:01:58 PM	67.9
12:02:08 PM	64.4
12:02:18 PM	65.3
12:02:28 PM	68.8
12:02:38 PM	67.4
12:02:48 PM	73.4
12:02:58 PM	66.5
12:03:08 PM	65.9
12:03:18 PM	70.8
12:03:28 PM	69.7
12:03:38 PM	71.5
12:03:48 PM	57
12:03:58 PM	51.4
12:04:08 PM	65.1
12:04:18 PM	66.9
12:04:28 PM	64.7
12:04:38 PM	66.5
12:04:48 PM	71.2
12:04:58 PM	71.2
12:05:08 PM	69.4
12:05:18 PM	67.4
12:05:28 PM	76.6
12:05:38 PM	70.2

12:05:48 PM	66.9
12:05:58 PM	67.2
12:06:08 PM	70.3
12:06:18 PM	61.1
12:06:28 PM	60.3
12:06:38 PM	60.4
12:06:48 PM	67.4
12:06:58 PM	62
12:07:08 PM	63.4
12:07:18 PM	64
12:07:28 PM	65.9
12:07:38 PM	64.4
12:07:48 PM	58.7
12:07:58 PM	66.6
12:08:08 PM	65.7
12:08:18 PM	71
12:08:28 PM	69.9
12:08:38 PM	63.3
12:08:48 PM	70.3
12:08:58 PM	71.8
12:09:08 PM	70.2
12:09:18 PM	66.9
12:09:28 PM	63.4
12:09:38 PM	61.8
12:09:48 PM	65.9
12:09:58 PM	53.6
12:10:08 PM	66.1
12:10:18 PM	68.3
12:10:28 PM	67.3
12:10:38 PM	68.7
12:10:48 PM	67
12:10:58 PM	71.2
12:11:08 PM	61.9
12:11:18 PM	64.1
12:11:28 PM	63.8
12:11:38 PM	69.8
12:11:48 PM	68.3
12:11:58 PM	71.5
12:12:08 PM	74.9
12:12:18 PM	68.4
12:12:28 PM	66.9
12:12:38 PM	66
12:12:48 PM	68.9
12:12:58 PM	65.2
12:13:08 PM	63.1
12:13:18 PM	52.9
12:13:28 PM	54.2
	67.9

Time	Leq
11:21:35 PM	66.5
11:21:45 PM	59.8
11:21:55 PM	46.4
11:22:05 PM	63.8
11:22:15 PM	59.6
11:22:25 PM	64.2
11:22:35 PM	70.6
11:22:45 PM	60.1
11:22:55 PM	50.6
11:23:05 PM	46.1
11:23:15 PM	45.9
11:23:25 PM	45.7
11:23:35 PM	50.7
11:23:45 PM	63.5
11:23:55 PM	49.8
11:24:05 PM	57.7
11:24:15 PM	55.9
11:24:25 PM	52.9
11:24:35 PM	61.9
11:24:45 PM	48.5
11:24:55 PM	50.6
11:25:05 PM	64.5
11:25:15 PM	60.8
11:25:25 PM	60.8
11:25:35 PM	45.7
11:25:45 PM	52.1
11:25:55 PM	63.7
11:26:05 PM	64.8
11:26:15 PM	63.9
11:26:25 PM	68.8
11:26:35 PM	60.8
11:26:45 PM	45.2
11:26:55 PM	46.8
11:27:05 PM	57.5
11:27:15 PM	61.1
11:27:25 PM	59.9
11:27:35 PM	49.4
11:27:45 PM	58.8
11:27:55 PM	47.2
11:28:05 PM	63.2
11:28:15 PM	64.2
11:28:25 PM	58.6
11:28:35 PM	57.1
11:28:45 PM	63.3
11:28:55 PM	51.5
11:29:05 PM	48.1

11:29:15 PM	44.3
11:29:25 PM	44.3
11:29:35 PM	44.2
11:29:45 PM	43.7
11:29:55 PM	44
11:30:05 PM	47.5
11:30:15 PM	58.2
11:30:25 PM	53.3
11:30:35 PM	56.2
11:30:45 PM	43.3
11:30:55 PM	43.3
11:31:05 PM	43.9
11:31:15 PM	43.7
11:31:25 PM	43.5
11:31:35 PM	43.5
11:31:45 PM	43.2
11:31:55 PM	43.2
11:32:05 PM	43.3
11:32:15 PM	43.2
11:32:25 PM	42.6
11:32:35 PM	42.7
11:32:45 PM	43.5
11:32:55 PM	43.7
11:33:05 PM	43.4
11:33:15 PM	44
11:33:25 PM	52
11:33:35 PM	55.1
11:33:45 PM	63.3
11:33:55 PM	62.2
11:34:05 PM	62.3
11:34:15 PM	52.2
11:34:25 PM	62.6
11:34:35 PM	46.6
11:34:45 PM	44.4
11:34:55 PM	66
11:35:05 PM	64.2
11:35:15 PM	58.4
11:35:25 PM	51.9
11:35:35 PM	64.8
11:35:45 PM	59.1
11:35:55 PM	61.4
11:36:05 PM	59.4
11:36:15 PM	64
11:36:25 PM	47.5
	60.0

AES
Acoustical Engineering Services

Project: Radford Studio Center Project
Location: R15
Date: 12/6/2023

Time	Leq
12:17:09 PM	51.4
12:17:19 PM	51.6
12:17:29 PM	49.3
12:17:39 PM	43.6
12:17:49 PM	46
12:17:59 PM	43.7
12:18:09 PM	45.4
12:18:19 PM	49.7
12:18:29 PM	46.3
12:18:39 PM	56.6
12:18:49 PM	52.4
12:18:59 PM	55.5
12:19:09 PM	56.9
12:19:19 PM	44.8
12:19:29 PM	45.8
12:19:39 PM	44.5
12:19:49 PM	43.2
12:19:59 PM	44.4
12:20:09 PM	55.1
12:20:19 PM	57.1
12:20:29 PM	48.9
12:20:39 PM	45.6
12:20:49 PM	47.6
12:20:59 PM	47.4
12:21:09 PM	45.1
12:21:19 PM	45.3
12:21:29 PM	46.3
12:21:39 PM	56.5
12:21:49 PM	55.9
12:21:59 PM	46.6
12:22:09 PM	53.1
12:22:19 PM	50.4
12:22:29 PM	47.4
12:22:39 PM	46.3
12:22:49 PM	46.6
12:22:59 PM	46.6
12:23:09 PM	45.2
12:23:19 PM	45.3
12:23:29 PM	48.9
12:23:39 PM	55.7
12:23:49 PM	49.3
12:23:59 PM	45.7
12:24:09 PM	49

12:24:19 PM	59
12:24:29 PM	51.9
12:24:39 PM	53.7
12:24:49 PM	54.8
12:24:59 PM	53.7
12:25:09 PM	57
12:25:19 PM	51.3
12:25:29 PM	49.7
12:25:39 PM	52.9
12:25:49 PM	54.6
12:25:59 PM	56.2
12:26:09 PM	57
12:26:19 PM	58.1
12:26:29 PM	62.2
12:26:39 PM	72.2
12:26:49 PM	64.4
12:26:59 PM	57.7
12:27:09 PM	54.2
12:27:19 PM	52.5
12:27:29 PM	48.8
12:27:39 PM	53.8
12:27:49 PM	57.9
12:27:59 PM	47.1
12:28:09 PM	50.6
12:28:19 PM	53
12:28:29 PM	46.1
12:28:39 PM	45.3
12:28:49 PM	51.4
12:28:59 PM	61.5
12:29:09 PM	59
12:29:19 PM	48.9
12:29:29 PM	55.7
12:29:39 PM	57.3
12:29:49 PM	55.1
12:29:59 PM	67.7
12:30:09 PM	73.4
12:30:19 PM	73.9
12:30:29 PM	52.9
12:30:39 PM	49.9
12:30:49 PM	55.6
12:30:59 PM	54.4
12:31:09 PM	46.4
12:31:19 PM	49
12:31:29 PM	54.1
12:31:39 PM	45.6
12:31:49 PM	46.5
12:31:59 PM	56.4
	60.1

Time	Leq
11:40:06 PM	48.5
11:40:16 PM	48.4
11:40:26 PM	47.6
11:40:36 PM	48
11:40:46 PM	48.1
11:40:56 PM	48.4
11:41:06 PM	48.4
11:41:16 PM	53.9
11:41:26 PM	50.3
11:41:36 PM	49
11:41:46 PM	48.2
11:41:56 PM	48.9
11:42:06 PM	49.7
11:42:16 PM	48.9
11:42:26 PM	48.5
11:42:36 PM	48.2
11:42:46 PM	49.1
11:42:56 PM	48.4
11:43:06 PM	47.9
11:43:16 PM	49.2
11:43:26 PM	50.4
11:43:36 PM	49.1
11:43:46 PM	49.7
11:43:56 PM	49.6
11:44:06 PM	49.5
11:44:16 PM	48.6
11:44:26 PM	48.8
11:44:36 PM	49.2
11:44:46 PM	50.3
11:44:56 PM	49.8
11:45:06 PM	52.3
11:45:16 PM	50
11:45:26 PM	49.7
11:45:36 PM	49.4
11:45:46 PM	49.1
11:45:56 PM	50.2
11:46:06 PM	50.2
11:46:16 PM	50.4
11:46:26 PM	50.3
11:46:36 PM	51.9
11:46:46 PM	53.8
11:46:56 PM	50.8
11:47:06 PM	50.4
11:47:16 PM	51.9
11:47:26 PM	50.9
11:47:36 PM	49.7

11:47:46 PM	49.9
11:47:56 PM	49.1
11:48:06 PM	49.2
11:48:16 PM	48.1
11:48:26 PM	50.3
11:48:36 PM	50.5
11:48:46 PM	50.7
11:48:56 PM	49.7
11:49:06 PM	51.9
11:49:16 PM	56
11:49:26 PM	57.8
11:49:36 PM	48.1
11:49:46 PM	48
11:49:56 PM	47.9
11:50:06 PM	49.3
11:50:16 PM	49.9
11:50:26 PM	49.5
11:50:36 PM	49.2
11:50:46 PM	49.7
11:50:56 PM	50.9
11:51:06 PM	52.3
11:51:16 PM	52.4
11:51:26 PM	50
11:51:36 PM	49.8
11:51:46 PM	50
11:51:56 PM	50.5
11:52:06 PM	50.1
11:52:16 PM	52
11:52:26 PM	53.1
11:52:36 PM	51.4
11:52:46 PM	51.3
11:52:56 PM	51.6
11:53:06 PM	51.2
11:53:16 PM	51.8
11:53:26 PM	52.1
11:53:36 PM	51.7
11:53:46 PM	50
11:53:56 PM	50.3
11:54:06 PM	49.7
11:54:16 PM	50.2
11:54:26 PM	50.7
11:54:36 PM	50.9
11:54:46 PM	51.4
11:54:56 PM	51.4
	50.6

Construction Noise & Vibration Calculations

Project: Radford Studio Center
Construction Noise Analysis

WITHOUT MITIGATION MEASURES

On-Site Individual Construction Stages

Estimated Construction Noise Levels, dBA Leq

Receptor	Distance to Construction Area, feet	Demolition (A)	Grading/ Excavation (B)	Mat Foundation (C)	Structure/ Enclosure (D)	Architectural Coatings/ Finishes (E)	Paving/ Landscaping (F)	On-Site Truck Staging (G)	Dewatering (H)
R1	90	77.9	77.8	73.6	78.5	74.1	77.0	68.7	32.4
R2	425	62.0	63.3	57.9	64.0	60.1	60.4	56.5	27.9
R3	90	77.9	77.8	73.6	78.5	74.1	77.0	53.8	48.5
R4	480	61.1	62.5	57.0	63.2	59.2	59.5	45.1	34.6
R5	385	62.7	64.0	58.6	64.7	60.7	61.2	51.7	44.9
R6	810	52.0	53.6	47.9	54.5	50.5	50.3	46.5	33.8
R7	500	65.8	67.2	61.7	67.9	64.0	64.1	58.1	46.8
R8	25	86.9	85.0	81.8	87.0	81.6	76.2	76.2	69.3
R9	205	72.3	73.1	68.2	73.7	69.6	71.0	63.4	51.4
R10	170	73.6	74.2	69.5	74.8	70.7	65.9	58.3	48.2
R11	705	53.1	54.7	49.0	55.5	51.5	48.5	45.0	31.6
R12	150	73.1	73.4	63.3	68.4	64.5	72.4	59.0	40.6
R13	155	72.1	72.2	68.3	71.7	67.6	71.7	61.8	36.0
R14	265	65.0	68.5	64.3	67.7	63.9	60.9	58.1	39.7
R15	925	53.6	54.9	49.9	54.7	50.9	49.9	53.0	27.9

Overlapping On-Site Construction

Estimated Construction Noise Levels, dBA Leq

Receptor	Distance to Construction Area, feet	Grading at 100ft away (I)	Mat Foundation at 100ft away (J)	Mat Foundation at 200ft away (K)	Structure/ Enclosure at 100ft away (L)	Structure/ Enclosure at 200ft away (M)	Finishes at 100ft away (N)	Finishes at 200ft away (O)	Paving at 100ft away (P)
R1	90	73.5	68.7	65.7	74.2	71.6	70.0	67.5	71.5
R2	425	61.8	56.3	54.9	62.6	61.4	58.6	57.4	58.8
R3	90	73.5	68.7	65.7	74.2	71.6	70.0	67.5	71.5
R4	480	61.1	55.5	54.3	61.9	60.7	57.9	56.8	58.0
R5	385	62.4	56.9	55.4	63.1	61.8	59.2	57.9	59.4
R6	810	52.8	46.9	46.1	53.6	52.8	49.7	48.9	49.3
R7	500	65.9	60.3	59.0	66.6	65.5	62.7	61.6	62.7
R8	25	75.9	71.5	67.5	76.6	73.1	72.3	69.0	74.6
R9	205	70.6	65.4	63.3	71.2	69.4	67.2	65.4	68.0
R10	170	71.3	66.2	63.9	72.0	70.0	68.0	66.0	68.9
R11	705	53.7	47.9	47.0	54.5	53.6	50.6	49.7	50.3
R12	150	70.3	65.6	63.3	70.4	68.4	66.5	64.5	68.5
R13	155	68.8	64.6	62.1	68.0	65.7	64.2	61.9	67.7
R14	265	66.3	61.9	60.1	65.5	63.9	61.8	60.2	64.8
R15	925	54.2	49.1	48.4	54.0	53.5	50.3	49.7	51.7

Estimated Construction Noise Levels, dBA Leq

Receptor	Distance to Construction Area, feet	Demo & Grading (A+G+I)	Demo, Grading, & Foundation (A+G+I+J)	Demo, Grading, Foundation, & Building (A+G+I+J+M)	Demo, Grading, Foundation, Building, & Finishes (A+G+I+J+M+O)	Grading, Foundation, Building, & Finishes (B+G+J+L+O)	Foundation, Building, & Finishes (C+L+N)	Building, Finishes, & Paving (D+N+P)
R1	90	79.6	80.0	80.5	80.8	80.3	77.7	79.8
R2	425	65.5	66.0	67.3	67.7	67.3	65.0	66.0
R3	90	79.3	79.6	80.3	80.5	80.0	77.7	79.8
R4	480	64.2	64.7	66.2	66.7	66.2	64.3	65.2
R5	385	65.7	66.3	67.6	68.0	67.7	65.6	66.7
R6	810	55.9	56.5	58.0	58.5	58.0	55.8	56.6
R7	500	69.2	69.7	71.1	71.6	71.1	69.0	69.9
R8	25	87.6	87.7	87.8	87.9	86.3	83.3	87.4
R9	205	74.8	75.3	76.3	76.6	76.3	74.0	75.4
R10	170	75.7	76.2	77.1	77.4	77.1	74.9	76.5
R11	705	56.7	57.3	58.8	59.3	58.8	56.8	57.6
R12	150	75.1	75.5	76.3	76.6	76.0	72.4	72.7
R13	155	74.0	74.5	75.0	75.2	74.6	71.9	73.7
R14	265	69.1	69.8	70.8	71.2	71.4	68.9	70.2
R15	925	58.4	58.9	60.0	60.4	59.7	56.6	57.4

Off-Site Improvements

		Estimated Construction Noise Levels, dBA Leq			
Receptor	Distance to Construction Area, feet	Off-Site - Radford Ave. & Alley (Utilities/ Trenching)	Off-Site - Radford Ave., Carpenter Ave., and Colfax Ave. (Paving)	Off-Site - Radford Mobility Connector	LADWP Water Line Upgrades
R1	25	85.5	81.8	74.2	85.1
R2	315	62.3	59.6	56.6	61.2
R3	20	85.5	83.2	51.8	85.1
R4	410	61.1	57.4	46.3	60.0
R5	110	58.0	72.9	42.1	60.6
R6	535	56.3	60.2	41.0	60.5
R7	460	65.8	61.2	49.9	53.0
R8	15	92.2	66.1	41.5	56.3
R9	75	66.2	75.8	51.9	65.0
R10	465	61.1	56.4	54.0	50.7
R11	810	46.9	46.7	43.6	43.2
R12	800	56.1	51.8	59.4	54.4
R13	155	73.2	68.6	75.5	71.3
R14	140	68.1	63.7	76.3	68.0
R15	615	54.3	50.1	64.5	53.5

Composite On-Site and Off-Site Construction

	Estimated Construction Noise Levels, dBA Leq			
Receptor	On-site Construction (Peak Levels)	Off-site Improvements (Peak Levels)	Off-site Trucks	Composite
R1	80.8	85.5	72.3	86.9
R2	67.7	62.3	56.2	69.0
R3	80.5	85.5	72.3	86.8
R4	66.7	61.1	55.6	68.0
R5	68.0	72.9	59.8	74.3
R6	58.5	60.5	54.6	63.2
R7	71.6	65.8	62.9	73.0
R8	87.9	92.2	55.3	93.6
R9	76.6	75.8	70.9	79.8
R10	77.4	61.1	59.4	77.6
R11	59.3	46.9	56.3	61.2
R12	76.6	59.4	50.1	76.7
R13	75.2	75.5	59.1	78.5
R14	71.2	76.3	70.9	78.3
R15	60.4	64.5	53.6	66.1

On-Site Nighttime Construction

	Estimated Construction Noise Levels, dBA Leq	
Receptor	Mat Foundation (C)	Dewatering Pumps
R1	73.6	32.4
R2	57.9	27.9
R3	73.6	48.5
R4	57.0	34.6
R5	58.6	44.9
R6	47.9	33.8
R7	61.7	46.8
R8	81.8	69.3
R9	68.2	51.4
R10	69.5	48.2
R11	49.0	31.6
R12	63.3	40.6
R13	68.3	36.0
R14	64.3	39.7
R15	49.9	27.9

WITH MITIGATION MEASURES

On-Site Individual Construction Stages

Estimated Construction Noise Levels, dBA Leq

Receptor	MM Noise Reduction, dBA	Demolition (A)	Grading/ Excavation (B)	Mat Foundation (C)	Structure/ Enclosure (D)	Architectural Coatings/ Finishes (E)	Paving/ Landscaping (F)	On-Site Truck Staging (G)	Dewatering (H)
R1	20	57.9	57.8	53.6	58.5	54.1	57.0	48.7	12.4
R2	11	51.0	52.3	46.9	53.0	49.1	49.4	45.5	16.9
R3	20	57.9	57.8	53.6	58.5	54.1	57.0	33.8	28.5
R4	5	56.1	57.5	52.0	58.2	54.2	54.5	40.1	29.6
R5	5	57.7	59.0	53.6	59.7	55.7	56.2	46.7	39.9
R6	5	47.0	48.6	42.9	49.5	45.5	45.3	41.5	28.8
R7	7	58.8	60.2	54.7	60.9	57.0	57.1	51.1	39.8
R8	20	66.9	65.0	61.8	67.0	61.6	56.2	56.2	49.3
R9	13	59.3	60.1	55.2	60.7	56.6	58.0	50.4	38.4
R10	20	53.6	54.2	49.5	54.8	50.7	45.9	38.3	28.2
R11	5	48.1	49.7	44.0	50.5	46.5	43.5	40.0	26.6
R12	18	55.1	55.4	45.3	50.4	46.5	54.4	41.0	22.6
R13	18	54.1	54.2	50.3	53.7	49.6	53.7	43.8	18.0
R14	8	57.0	60.5	56.3	59.7	55.9	52.9	50.1	31.7
R15	0	53.6	54.9	49.9	54.7	50.9	49.9	53.0	27.9

Overlapping On-Site Construction

Estimated Construction Noise Levels, dBA Leq

Receptor	MM Noise Reduction, dBA	Grading at 100ft away (I)	Mat Foundation at 100ft away (J)	Mat Foundation at 200ft away (K)	Structure/ Enclosure at 100ft away (L)	Structure/ Enclosure at 200ft away (M)	Finishes at 100ft away (N)	Finishes at 200ft away (O)	Paving at 100ft away (P)
R1	20	53.5	48.7	45.7	54.2	51.6	50.0	47.5	51.5
R2	11	50.8	45.3	43.9	51.6	50.4	47.6	46.4	47.8
R3	20	53.5	48.7	45.7	54.2	51.6	50.0	47.5	51.5
R4	5	56.1	50.5	49.3	56.9	55.7	52.9	51.8	53.0
R5	5	57.4	51.9	50.4	58.1	56.8	54.2	52.9	54.4
R6	5	47.8	41.9	41.1	48.6	47.8	44.7	43.9	44.3
R7	7	58.9	53.3	52.0	59.6	58.5	55.7	54.6	55.7
R8	20	55.9	51.5	47.5	56.6	53.1	52.3	49.0	54.6
R9	13	57.6	52.4	50.3	58.2	56.4	54.2	52.4	55.0
R10	20	51.3	46.2	43.9	52.0	50.0	48.0	46.0	48.9
R11	5	48.7	42.9	42.0	49.5	48.6	45.6	44.7	45.3
R12	18	52.3	47.6	45.3	52.4	50.4	48.5	46.5	50.5
R13	18	50.8	46.6	44.1	50.0	47.7	46.2	43.9	49.7
R14	8	58.3	53.9	52.1	57.5	55.9	53.8	52.2	56.8
R15	0	54.2	49.1	48.4	54.0	53.5	50.3	49.7	51.7

Estimated Construction Noise Levels, dBA Leq

Receptor	MM Noise Reduction, dBA	Demo & Grading (A+G+I)	Demo, Grading, & Foundation (A+G+I+J)	Demo, Grading, Foundation, & Building (A+G+I+J+M)	Demo, Grading, Foundation, Building, & Finishes (A+G+I+J+M+O)	Grading, Foundation, Building, & Finishes (B+G+J+L+O)	Foundation, Building, & Finishes (C+L+N)	Building, Finishes, & Paving (D+N+P)
R1	20	59.6	60.0	60.5	60.8	60.3	57.7	59.8
R2	11	54.5	55.0	56.3	56.7	56.3	54.0	55.0
R3	20	59.3	59.6	60.3	60.5	60.0	57.7	59.8
R4	5	59.2	59.7	61.2	61.7	61.2	59.3	60.2
R5	5	60.7	61.3	62.6	63.0	62.7	60.6	61.7
R6	5	50.9	51.5	53.0	53.5	53.0	50.8	51.6
R7	7	62.2	62.7	64.1	64.6	64.1	62.0	62.9
R8	20	67.6	67.7	67.8	67.9	66.3	63.3	67.4
R9	13	61.8	62.3	63.3	63.6	63.3	61.0	62.4
R10	20	55.7	56.2	57.1	57.4	57.1	54.9	56.5
R11	5	51.7	52.3	53.8	54.3	53.8	51.8	52.6
R12	18	57.1	57.5	58.3	58.6	58.0	54.4	54.7
R13	18	56.0	56.5	57.0	57.2	56.6	53.9	55.7
R14	8	61.1	61.8	62.8	63.2	63.4	60.9	62.2
R15	0	58.4	58.9	60.0	60.4	59.7	56.6	57.4

Off-Site Improvements

	MM Noise Reduction, dBA				Estimated Construction Noise Levels, dBA Leq			
Receptor	Off-Site - Radford Ave. & Alley (Utilities/ Trenching)	Radford Ave., Carpenter Ave., and Colfax Ave. (Paving)	Off-Site - Radford Mobility Connector	LADWP Water Line Upgrades	Off-Site - Radford Ave. & Alley (Utilities/ Trenching)	Off-Site - Radford Ave., Carpenter Ave., and Colfax Ave. (Paving)	Off-Site - Radford Mobility Connector	LADWP Water Line Upgrades
R1	10	10	7	10	75.5	71.8	67.2	75.1
R2	10	10	5	10	52.3	49.6	51.6	51.2
R3	10	10	0	10	75.5	73.2	51.8	75.1
R4	10	10	0	10	51.1	47.4	46.3	50.0
R5	0	10	0	0	58.0	62.9	42.1	60.6
R6	0	5	0	5	56.3	55.2	41.0	55.5
R7	0	0	0	0	65.8	61.2	49.9	53.0
R8	10	0	0	0	82.2	66.1	41.5	56.3
R9	0	10	0	0	66.2	65.8	51.9	65.0
R10	5	0	0	0	56.1	56.4	54.0	50.7
R11	0	0	0	0	46.9	46.7	43.6	43.2
R12	0	0	5	0	56.1	51.8	54.4	54.4
R13	10	10	10	10	63.2	58.6	65.5	61.3
R14	10	10	10	10	58.1	53.7	66.3	58.0
R15	0	0	5	0	54.3	50.1	59.5	53.5

Composite On-Site and Off-Site Construction

	Estimated Construction Noise Levels, dBA Leq			
Receptor	On-site Construction (Peak Levels)	Off-site Improvements (Peak Levels)	Off-site Trucks	Composite
R1	60.8	75.5	72.3	77.3
R2	56.7	52.3	56.2	60.2
R3	60.5	75.5	72.3	77.3
R4	61.7	51.1	55.6	62.9
R5	63.0	62.9	59.8	66.9
R6	53.5	56.3	54.6	59.7
R7	64.6	65.8	62.9	69.4
R8	67.9	82.2	55.3	82.4
R9	63.6	66.2	70.9	72.7
R10	57.4	56.4	59.4	62.7
R11	54.3	46.9	56.3	58.7
R12	58.6	56.1	50.1	60.9
R13	57.2	65.5	59.1	66.9
R14	63.2	66.3	70.9	72.7
R15	60.4	59.5	53.6	63.4

On-Site Nighttime Construction

		Estimated Construction Noise Levels, dBA Leq	
Receptor	MM Noise Reduction, dBA	Mat Foundation	Dewatering Pumps
R1	20	53.6	12.4
R2	11	46.9	16.9
R3	20	53.6	28.5
R4	5	52.0	29.6
R5	5	53.6	39.9
R6	5	42.9	28.8
R7	7	54.7	39.8
R8	20	61.8	49.3
R9	13	55.2	38.4
R10	20	49.5	28.2
R11	5	44.0	26.6
R12	18	45.3	22.6
R13	18	50.3	18.0
R14	8	56.3	31.7
R15	0	49.9	27.9

Project: Radford Studio Center **On-Site Construction**

Construction Phase: ***Demolition***

Equipment

Description	No. of Equip.	Reference Noise Level at 50ft, Lmax	Acoustical Usage Factor	Distance to Receptor, ft	Estimated Noise Shielding, dBA
Tractors/Loaders/Backhoes	1	84	40%	90	0
Water Truck	1	82	10%	115	0
Excavator	1	81	40%	140	0
Air Compressor	1	78	40%	165	0
Tractors/Loaders/Backhoes	1	84	40%	190	0
Excavator	1	81	40%	190	0
Tractors/Loaders/Backhoes	1	84	40%	215	0
Excavator	1	81	40%	215	0
	8				

Receptor: ***R01***

Results:

1-hour Leq: **77.9**

Source for Ref. Noise Levels: FHWA RCNM, 2006

Project: Radford Studio Center **On-Site Construction**

Construction Phase: ***Grading/ Excavation***

Equipment

Description	No. of Equip.	Reference Noise Level at 50ft, Lmax	Acoustical Usage Factor	Distance to Receptor, ft	Estimated Noise Shielding, dBA
Bore/Drill Rig	1	84	20%	90	0
Cranes (Mobile)	1	81	16%	115	0
Excavator	1	81	40%	140	0
Grader	1	85	40%	165	0
Water Truck	1	82	10%	190	0
Pump	1	81	20%	190	0
Rubber Tired Loader	1	79	40%	215	0
Tractor/Loader/Backhoe	1	84	40%	215	0
Welders	1	74	40%	240	0
Bore/Drill Rig	1	84	20%	240	0
Cranes (Mobile)	1	81	16%	265	0
Excavator	1	81	40%	265	0
Water Truck	1	82	10%	290	0
Pump	1	81	20%	290	0
Rubber Tired Loader	2	79	40%	290	0
Tractor/Loader/Backhoe	1	84	40%	315	0
Welders	1	74	40%	315	0
Excavator	1	81	40%	315	0
	19				

Receptor: ***R01***

Results:

1-hour Leq: **77.8**

Source for Ref. Noise Levels: FHWA RCNM, 2006

Project: Radford Studio Center **On-Site Construction**

Construction Phase: ***Grading/ Excavation at 100 feet away***

Equipment

Description	No. of Equip.	Reference Noise Level at 50ft, Lmax	Acoustical Usage Factor	Distance to Receptor, ft	Estimated Noise Shielding, dBA
Bore/Drill Rig	1	84	20%	190	0
Cranes (Mobile)	1	81	16%	215	0
Excavator	1	81	40%	240	0
Grader	1	85	40%	265	0
Water Truck	1	82	10%	290	0
Pump	1	81	20%	290	0
Rubber Tired Loader	1	79	40%	315	0
Tractor/Loader/Backhoe	1	84	40%	315	0
Welders	1	74	40%	340	0
Bore/Drill Rig	1	84	20%	340	0
Cranes (Mobile)	1	81	16%	365	0
Excavator	1	81	40%	365	0
Water Truck	1	82	10%	390	0
Pump	1	81	20%	390	0
Rubber Tired Loader	2	79	40%	390	0
Tractor/Loader/Backhoe	1	84	40%	415	0
Welders	1	74	40%	415	0
Excavator	1	81	40%	415	0
	19				

Receptor: ***R01***

Results:

1-hour Leq: 73.5

Source for Ref. Noise Levels: FHWA RCNM, 2006

Project: Radford Studio Center **On-Site Construction**

Construction Phase: ***Mat Foundation***

Equipment

Description	No. of Equip.	Reference Noise Level at 50ft, Lmax	Acoustical Usage Factor	Distance to Receptor, ft	Estimated Noise Shielding, dBA
Pump	1	81	20%	90	0
Cranes (Tower)	1	81	16%	115	0
Pump	1	81	20%	140	0
Cranes (Tower)	1	81	16%	165	0
Pump	1	81	20%	190	0
Pump	1	81	20%	190	0
Pump	1	81	20%	215	0
Pump	1	81	20%	215	0
	8				

Receptor: ***R01***

Results:

1-hour Leq: **73.6**

Source for Ref. Noise Levels: FHWA RCNM, 2006

Project: Radford Studio Center **On-Site Construction**

Construction Phase: ***Mat Foundation at 100 feet away***

Equipment

Description	No. of Equip.	Reference Noise Level at 50ft, Lmax	Acoustical Usage Factor	Distance to Receptor, ft	Estimated Noise Shielding, dBA
Pump	1	81	20%	190	0
Cranes (Tower)	1	81	16%	215	0
Pump	1	81	20%	240	0
Cranes (Tower)	1	81	16%	265	0
Pump	1	81	20%	290	0
Pump	1	81	20%	290	0
Pump	1	81	20%	315	0
Pump	1	81	20%	315	0
	8				

Receptor: ***R01***

Results:

1-hour Leq: **68.7**

Source for Ref. Noise Levels: FHWA RCNM, 2006

Project: Radford Studio Center **On-Site Construction**

Construction Phase: ***Mat Foundation at 200 feet away***

Equipment

Description	No. of Equip.	Reference Noise Level at 50ft, Lmax	Acoustical Usage Factor	Distance to Receptor, ft	Estimated Noise Shielding, dBA
Pump	1	81	20%	290	0
Cranes (Tower)	1	81	16%	315	0
Pump	1	81	20%	340	0
Cranes (Tower)	1	81	16%	365	0
Pump	1	81	20%	390	0
Pump	1	81	20%	390	0
Pump	1	81	20%	415	0
Pump	1	81	20%	415	0
	8				

Receptor: ***R01***

Results:

1-hour Leq: **65.7**

Source for Ref. Noise Levels: FHWA RCNM, 2006

Project: Radford Studio Center **On-Site Construction**

Construction Phase: ***Structure/ Enclosure***

Equipment

Description	No. of Equip.	Reference Noise Level at 50ft, Lmax	Acoustical Usage Factor	Distance to Receptor, ft	Estimated Noise Shielding, dBA
Tractor/Loader/Backhoe	1	84	40%	90	0
Crane (Tower)	1	81	16%	115	0
Crane (Mobile)	1	81	16%	140	0
Forklift	1	75	20%	165	0
Other Equipment	1	85	50%	190	0
Aerial Lift (Electric)	1	75	20%	190	0
Welder	1	74	40%	215	0
Pump	1	81	20%	215	0
Rough Terrain Forklift	1	75	20%	240	0
Crane (Tower)	1	81	16%	240	0
Crane (Mobile)	1	81	16%	265	0
Forklift	3	75	20%	265	0
Other Equipment	3	85	50%	290	0
Aerial Lift (Electric)	9	75	20%	290	0
Welder	1	74	40%	290	0
Pump	1	81	20%	315	0
Rough Terrain Forklift	3	75	20%	315	0
Crane (Mobile)	1	81	16%	315	0
	32				

Receptor: ***R01***

Results:

1-hour Leq: **78.5**

Source for Ref. Noise Levels: FHWA RCNM, 2006

Project: Radford Studio Center **On-Site Construction**

Construction Phase: ***Structure/ Enclosure at 100 feet away***

Equipment

Description	No. of Equip.	Reference Noise Level at 50ft, Lmax	Acoustical Usage Factor	Distance to Receptor, ft	Estimated Noise Shielding, dBA
Tractor/Loader/Backhoe	1	84	40%	190	0
Crane (Tower)	1	81	16%	215	0
Crane (Mobile)	1	81	16%	240	0
Forklift	1	75	20%	265	0
Other Equipment	1	85	50%	290	0
Aerial Lift (Electric)	1	75	20%	290	0
Welder	1	74	40%	315	0
Pump	1	81	20%	315	0
Rough Terrain Forklift	1	75	20%	340	0
Crane (Tower)	1	81	16%	340	0
Crane (Mobile)	1	81	16%	365	0
Forklift	3	75	20%	365	0
Other Equipment	3	85	50%	390	0
Aerial Lift (Electric)	9	75	20%	390	0
Welder	1	74	40%	390	0
Pump	1	81	20%	415	0
Rough Terrain Forklift	3	75	20%	415	0
Crane (Mobile)	1	81	16%	415	0
	32				

Receptor: ***R01***

Results:

1-hour Leq: **74.2**

Source for Ref. Noise Levels: FHWA RCNM, 2006

Project: Radford Studio Center **On-Site Construction**

Construction Phase: ***Structure/ Enclosure at 200 feet away***

Equipment

Description	No. of Equip.	Reference Noise Level at 50ft, Lmax	Acoustical Usage Factor	Distance to Receptor, ft	Estimated Noise Shielding, dBA
Tractor/Loader/Backhoe	1	84	40%	290	0
Crane (Tower)	1	81	16%	315	0
Crane (Mobile)	1	81	16%	340	0
Forklift	1	75	20%	365	0
Other Equipment	1	85	50%	390	0
Aerial Lift (Electric)	1	75	20%	390	0
Welder	1	74	40%	415	0
Pump	1	81	20%	415	0
Rough Terrain Forklift	1	75	20%	440	0
Crane (Tower)	1	81	16%	440	0
Crane (Mobile)	1	81	16%	465	0
Forklift	3	75	20%	465	0
Other Equipment	3	85	50%	490	0
Aerial Lift (Electric)	9	75	20%	490	0
Welder	1	74	40%	490	0
Pump	1	81	20%	515	0
Rough Terrain Forklift	3	75	20%	515	0
Crane (Mobile)	1	81	16%	515	0
	32				

Receptor: ***R01***

Results:

1-hour Leq: 71.6

Source for Ref. Noise Levels: FHWA RCNM, 2006

Project: Radford Studio Center **On-Site Construction**

Construction Phase: ***Architectural Coatings/ Finishes***

Equipment

Description	No. of Equip.	Reference Noise Level at 50ft, Lmax	Acoustical Usage Factor	Distance to Receptor, ft	Estimated Noise Shielding, dBA
Pump	1	81	20%	90	0
Aerial Lift (Electric)	1	75	20%	115	0
Crane (Tower)	1	81	16%	140	0
Crane (Mobile)	1	81	16%	165	0
Forklift	1	75	20%	190	0
Rough Terrain Forkllift	1	75	20%	190	0
Air Compressor	1	78	40%	215	0
Pump	1	81	20%	215	0
Aerial Lift (Electric)	1	75	20%	240	0
Crane (Tower)	1	81	16%	240	0
Crane (Mobile)	1	81	16%	265	0
Forklift	1	75	20%	265	0
Rough Terrain Forkllift	1	75	20%	290	0
Air Compressor	5	78	40%	290	0
Aerial Lift (Electric)	8	75	20%	290	0
Crane (Mobile)	1	81	16%	315	0
Forklift	2	75	20%	315	0
Rough Terrain Forkllift	2	75	20%	315	0
	31				

Receptor: ***R01***

Results:

1-hour Leq: **74.1**

Source for Ref. Noise Levels: FHWA RCNM, 2006

Project: Radford Studio Center **On-Site Construction**

Construction Phase: ***Architectural Coatings/Finishes at 100 feet away***

Equipment

Description	No. of Equip.	Reference Noise Level at 50ft, Lmax	Acoustical Usage Factor	Distance to Receptor, ft	Estimated Noise Shielding, dBA
Pump	1	81	20%	190	0
Aerial Lift (Electric)	1	75	20%	215	0
Crane (Tower)	1	81	16%	240	0
Crane (Mobile)	1	81	16%	265	0
Forklift	1	75	20%	290	0
Rough Terrain Forkllift	1	75	20%	290	0
Air Compressor	1	78	40%	315	0
Pump	1	81	20%	315	0
Aerial Lift (Electric)	1	75	20%	340	0
Crane (Tower)	1	81	16%	340	0
Crane (Mobile)	1	81	16%	365	0
Forklift	1	75	20%	365	0
Rough Terrain Forkllift	1	75	20%	390	0
Air Compressor	5	78	40%	390	0
Aerial Lift (Electric)	8	75	20%	390	0
Crane (Mobile)	1	81	16%	415	0
Forklift	2	75	20%	415	0
Rough Terrain Forkllift	2	75	20%	415	0
	31				

Receptor: ***R01***

Results:

1-hour Leq: 70.0

Source for Ref. Noise Levels: FHWA RCNM, 2006

Project: Radford Studio Center **On-Site Construction**

Construction Phase: ***Architectural Coatings/Finishes at 200 feet away***

Equipment

Description	No. of Equip.	Reference Noise Level at 50ft, Lmax	Acoustical Usage Factor	Distance to Receptor, ft	Estimated Noise Shielding, dBA
Pump	1	81	20%	290	0
Aerial Lift (Electric)	1	75	20%	315	0
Crane (Tower)	1	81	16%	340	0
Crane (Mobile)	1	81	16%	365	0
Forklift	1	75	20%	390	0
Rough Terrain Forkllift	1	75	20%	390	0
Air Compressor	1	78	40%	415	0
Pump	1	81	20%	415	0
Aerial Lift (Electric)	1	75	20%	440	0
Crane (Tower)	1	81	16%	440	0
Crane (Mobile)	1	81	16%	465	0
Forklift	1	75	20%	465	0
Rough Terrain Forkllift	1	75	20%	490	0
Air Compressor	5	78	40%	490	0
Aerial Lift (Electric)	8	75	20%	490	0
Crane (Mobile)	1	81	16%	515	0
Forklift	2	75	20%	515	0
Rough Terrain Forkllift	2	75	20%	515	0
	31				

Receptor: ***R01***

Results:

1-hour Leq: **67.5**

Source for Ref. Noise Levels: FHWA RCNM, 2006

Project: Radford Studio Center **On-Site Construction**

Construction Phase: ***Paving/ Landscaping***

Equipment

Description	No. of Equip.	Reference Noise Level at 50ft, Lmax	Acoustical Usage Factor	Distance to Receptor, ft	Estimated Noise Shielding, dBA
Tractor/Loader/Backhoe	1	84	40%	90	0
Paving Equipment	1	77	50%	115	0
Signal Boards	1	73	50%	140	0
Skid Steer Loaders	1	79	40%	165	0
Rollers	1	80	20%	190	0
Tractor/Loader/Backhoe	1	84	40%	190	0
Skid Steer Loaders	1	79	40%	215	0
	7				

Receptor: ***R01***

Results:

1-hour Leq: **77.0**

Source for Ref. Noise Levels: FHWA RCNM, 2006

Project: Radford Studio Center **On-Site Construction**

Construction Phase: ***Paving/ Landscaping at 100 feet away***

Equipment

Description	No. of Equip.	Reference Noise Level at 50ft, Lmax	Acoustical Usage Factor	Distance to Receptor, ft	Estimated Noise Shielding, dBA
Tractor/Loader/Backhoe	1	84	40%	190	0
Paving Equipment	1	77	50%	215	0
Signal Boards	1	73	50%	240	0
Skid Steer Loaders	1	79	40%	265	0
Rollers	1	80	20%	290	0
Tractor/Loader/Backhoe	1	84	40%	290	0
Skid Steer Loaders	1	79	40%	315	0
	7				

Receptor: ***R01***

Results:

1-hour Leq: 71.5

Source for Ref. Noise Levels: FHWA RCNM, 2006

Project: Radford Studio Center **On-Site Construction**

Construction Phase: ***Haul Trucks Staging***

Equipment

Description	No. of Equip.	Reference Noise Level at 50ft, Lmax	Acoustical Usage Factor	Distance to Receptor, ft	Estimated Noise Shielding, dBA
North Staging Area	1	76	40%	175	0
North Staging Area	1	76	40%	185	0
North Staging Area	1	76	40%	195	0
North Staging Area	1	76	40%	205	0
North Staging Area	1	76	40%	215	0
North Staging Area	1	76	40%	225	0
North Staging Area	1	76	40%	235	0
North Staging Area	1	76	40%	245	0
South Staging Area	1	76	40%	2196	10
South Staging Area	1	76	40%	2206	10
South Staging Area	1	76	40%	2216	10
South Staging Area	1	76	40%	2226	10
South Staging Area	1	76	40%	2236	10
South Staging Area	1	76	40%	2246	10
South Staging Area	1	76	40%	2256	10
South Staging Area	1	76	40%	2266	10
	16				

Receptor: ***R01***

Results:

1-hour Leq: **68.7**

Source for Ref. Noise Levels: FHWA RCNM, 2006

Project: Radford Studio Center **On-Site Construction**

Construction Phase: ***Dewatering Pumps***

Equipment

Description	No. of Equip.	Reference Noise Level at 50ft, Lmax	Acoustical Usage Factor	Distance to Receptor, ft	Estimated Noise Shielding, dBA
Dewatering Pump	1	61.4	100%	1730	5
Dewatering Pump	1	61.4	100%	1755	5
Dewatering Pump	1	61.4	100%	1780	5
Dewatering Pump	1	61.4	100%	1780	5
Dewatering Pump	1	61.4	100%	1805	5
	5				

Receptor: ***R01***

Results:

1-hour Leq: **32.4**

Source for Ref. Noise Levels: FHWA RCNM, 2006

Project: Radford Studio Center **Off-Site Construction**

Construction Phase: ***Off-Site - Radford Ave. & Alley (Utilities/ Trenching)***

Equipment

Description	No. of Equip.	Reference Noise Level at 50ft, Lmax	Acoustical Usage Factor	Distance to Receptor, ft	Estimated Noise Shielding, dBA
Grader	1	85	40%	40	0
Rubber Tired Loader	1	79	40%	40	0
Tractors/Loaders/Backhoes	1	84	40%	65	0
Trencher	1	82	50%	65	0
	4				

Receptor: ***R01***

Results:

1-hour Leq: **85.5**

Source for Ref. Noise Levels: FHWA RCNM, 2006

Project: Radford Studio Center **Off-Site Construction**

Construction Phase: ***Off-Site - Radford Ave., Carpenter Ave., and Colfax Ave. (Paving)***

Equipment

Description	No. of Equip.	Reference Noise Level at 50ft, Lmax	Acoustical Usage Factor	Distance to Receptor, ft	Estimated Noise Shielding, dBA
Rollers	1	80	20%	25	0
Paving Equipment	1	77	50%	50	0
Rollers	1	80	20%	50	0
Paving Equipment	1	77	50%	75	0
Rollers	1	80	20%	75	0
Rollers	1	80	20%	100	0
	6				

Receptor: ***R01***

Results:

1-hour Leq: **81.8**

Source for Ref. Noise Levels: FHWA RCNM, 2006

Project: Radford Studio Center **Off-Site Construction**

Construction Phase: ***Off-Site - Radford Mobility Connector (Moorpark Bridge)***

Equipment

Description	No. of Equip.	Reference Noise Level at 50ft, Lmax	Acoustical Usage Factor	Distance to Receptor, ft	Estimated Noise Shielding, dBA
Tractors/Loaders/Backhoes	1	84	40%	185	0
Trencher	1	82	50%	185	0
Crane (Mobile)	1	81	16%	210	0
Rubber Tired Loader	1	79	40%	210	0
Tractors/Loaders/Backhoes	1	84	40%	235	0
Trencher	1	82	50%	235	0
Crane (Mobile)	1	81	16%	260	0
Rubber Tired Loader	1	79	40%	260	0
	8				

Receptor: ***R01***

Results:

1-hour Leq: 74.2

Source for Ref. Noise Levels: FHWA RCNM, 2006

Project: Radford Studio Center **Off-Site Construction**

Construction Phase: ***Off-Site - LADWP Water Line Upgrades***

Equipment

Description	No. of Equip.	Reference Noise Level at 50ft, Lmax	Acoustical Usage Factor	Distance to Receptor, ft	Estimated Noise Shielding, dBA
Jackhammer	1	89	20%	40	0
Compressor	1	78	40%	40	0
Backhoe	1	78	40%	65	0
Dump Truck	1	76	40%	65	0
Concrete Truck	1	79	40%	90	0
	5				

Receptor: ***R01***

Results:

1-hour Leq: **85.1**

Source for Ref. Noise Levels: FHWA RCNM, 2006

Project: Radford Studio Center **On-Site Construction**

Construction Phase: ***Demolition***

Equipment

Description	No. of Equip.	Reference Noise Level at 50ft, Lmax	Acoustical Usage Factor	Distance to Receptor, ft	Estimated Noise Shielding, dBA
Tractors/Loaders/Backhoes	1	84	40%	425	5
Water Truck	1	82	10%	450	5
Excavator	1	81	40%	475	5
Air Compressor	1	78	40%	500	5
Tractors/Loaders/Backhoes	1	84	40%	525	5
Excavator	1	81	40%	525	5
Tractors/Loaders/Backhoes	1	84	40%	550	5
Excavator	1	81	40%	550	5
	8				

Receptor: ***R02***

Results:

1-hour Leq: 62.0

Source for Ref. Noise Levels: FHWA RCNM, 2006

Project: Radford Studio Center **On-Site Construction**

Construction Phase: ***Grading/ Excavation***

Equipment

Description	No. of Equip.	Reference Noise Level at 50ft, Lmax	Acoustical Usage Factor	Distance to Receptor, ft	Estimated Noise Shielding, dBA
Bore/Drill Rig	1	84	20%	425	5
Cranes (Mobile)	1	81	16%	450	5
Excavator	1	81	40%	475	5
Grader	1	85	40%	500	5
Water Truck	1	82	10%	525	5
Pump	1	81	20%	525	5
Rubber Tired Loader	1	79	40%	550	5
Tractor/Loader/Backhoe	1	84	40%	550	5
Welders	1	74	40%	575	5
Bore/Drill Rig	1	84	20%	575	5
Cranes (Mobile)	1	81	16%	600	5
Excavator	1	81	40%	600	5
Water Truck	1	82	10%	625	5
Pump	1	81	20%	625	5
Rubber Tired Loader	2	79	40%	625	5
Tractor/Loader/Backhoe	1	84	40%	650	5
Welders	1	74	40%	650	5
Excavator	1	81	40%	650	5
	19				

Receptor: ***R02***

Results:

1-hour Leq: **63.3**

Source for Ref. Noise Levels: FHWA RCNM, 2006

Project: Radford Studio Center **On-Site Construction**

Construction Phase: ***Grading/ Excavation at 100 feet away***

Equipment

Description	No. of Equip.	Reference Noise Level at 50ft, Lmax	Acoustical Usage Factor	Distance to Receptor, ft	Estimated Noise Shielding, dBA
Bore/Drill Rig	1	84	20%	525	5
Cranes (Mobile)	1	81	16%	550	5
Excavator	1	81	40%	575	5
Grader	1	85	40%	600	5
Water Truck	1	82	10%	625	5
Pump	1	81	20%	625	5
Rubber Tired Loader	1	79	40%	650	5
Tractor/Loader/Backhoe	1	84	40%	650	5
Welders	1	74	40%	675	5
Bore/Drill Rig	1	84	20%	675	5
Cranes (Mobile)	1	81	16%	700	5
Excavator	1	81	40%	700	5
Water Truck	1	82	10%	725	5
Pump	1	81	20%	725	5
Rubber Tired Loader	2	79	40%	725	5
Tractor/Loader/Backhoe	1	84	40%	750	5
Welders	1	74	40%	750	5
Excavator	1	81	40%	750	5
	19				

Receptor: ***R02***

Results:

1-hour Leq: 61.8

Source for Ref. Noise Levels: FHWA RCNM, 2006

Project: Radford Studio Center **On-Site Construction**

Construction Phase: ***Mat Foundation***

Equipment

Description	No. of Equip.	Reference Noise Level at 50ft, Lmax	Acoustical Usage Factor	Distance to Receptor, ft	Estimated Noise Shielding, dBA
Pump	1	81	20%	425	5
Cranes (Tower)	1	81	16%	450	5
Pump	1	81	20%	475	5
Cranes (Tower)	1	81	16%	500	5
Pump	1	81	20%	525	5
Pump	1	81	20%	525	5
Pump	1	81	20%	550	5
Pump	1	81	20%	550	5
	8				

Receptor: ***R02***

Results:

1-hour Leq: **57.9**

Source for Ref. Noise Levels: FHWA RCNM, 2006

Project: Radford Studio Center **On-Site Construction**

Construction Phase: ***Mat Foundation at 100 feet away***

Equipment

Description	No. of Equip.	Reference Noise Level at 50ft, Lmax	Acoustical Usage Factor	Distance to Receptor, ft	Estimated Noise Shielding, dBA
Pump	1	81	20%	525	5
Cranes (Tower)	1	81	16%	550	5
Pump	1	81	20%	575	5
Cranes (Tower)	1	81	16%	600	5
Pump	1	81	20%	625	5
Pump	1	81	20%	625	5
Pump	1	81	20%	650	5
Pump	1	81	20%	650	5
	8				

Receptor: ***R02***

Results:

1-hour Leq: **56.3**

Source for Ref. Noise Levels: FHWA RCNM, 2006

Project: Radford Studio Center **On-Site Construction**

Construction Phase: ***Mat Foundation at 200 feet away***

Equipment

Description	No. of Equip.	Reference Noise Level at 50ft, Lmax	Acoustical Usage Factor	Distance to Receptor, ft	Estimated Noise Shielding, dBA
Pump	1	81	20%	625	5
Cranes (Tower)	1	81	16%	650	5
Pump	1	81	20%	675	5
Cranes (Tower)	1	81	16%	700	5
Pump	1	81	20%	725	5
Pump	1	81	20%	725	5
Pump	1	81	20%	750	5
Pump	1	81	20%	750	5
	8				

Receptor: ***R02***

Results:

1-hour Leq: **54.9**

Source for Ref. Noise Levels: FHWA RCNM, 2006

Project: Radford Studio Center **On-Site Construction**

Construction Phase: ***Structure/ Enclosure***

Equipment

Description	No. of Equip.	Reference Noise Level at 50ft, Lmax	Acoustical Usage Factor	Distance to Receptor, ft	Estimated Noise Shielding, dBA
Tractor/Loader/Backhoe	1	84	40%	425	5
Crane (Tower)	1	81	16%	450	5
Crane (Mobile)	1	81	16%	475	5
Forklift	1	75	20%	500	5
Other Equipment	1	85	50%	525	5
Aerial Lift (Electric)	1	75	20%	525	5
Welder	1	74	40%	550	5
Pump	1	81	20%	550	5
Rough Terrain Forklift	1	75	20%	575	5
Crane (Tower)	1	81	16%	575	5
Crane (Mobile)	1	81	16%	600	5
Forklift	3	75	20%	600	5
Other Equipment	3	85	50%	625	5
Aerial Lift (Electric)	9	75	20%	625	5
Welder	1	74	40%	625	5
Pump	1	81	20%	650	5
Rough Terrain Forklift	3	75	20%	650	5
Crane (Mobile)	1	81	16%	650	5
	32				

Receptor: ***R02***

Results:

1-hour Leq: 64.0

Source for Ref. Noise Levels: FHWA RCNM, 2006

Project: Radford Studio Center **On-Site Construction**

Construction Phase: ***Structure/ Enclosure at 100 feet away***

Equipment

Description	No. of Equip.	Reference Noise Level at 50ft, Lmax	Acoustical Usage Factor	Distance to Receptor, ft	Estimated Noise Shielding, dBA
Tractor/Loader/Backhoe	1	84	40%	525	5
Crane (Tower)	1	81	16%	550	5
Crane (Mobile)	1	81	16%	575	5
Forklift	1	75	20%	600	5
Other Equipment	1	85	50%	625	5
Aerial Lift (Electric)	1	75	20%	625	5
Welder	1	74	40%	650	5
Pump	1	81	20%	650	5
Rough Terrain Forklift	1	75	20%	675	5
Crane (Tower)	1	81	16%	675	5
Crane (Mobile)	1	81	16%	700	5
Forklift	3	75	20%	700	5
Other Equipment	3	85	50%	725	5
Aerial Lift (Electric)	9	75	20%	725	5
Welder	1	74	40%	725	5
Pump	1	81	20%	750	5
Rough Terrain Forklift	3	75	20%	750	5
Crane (Mobile)	1	81	16%	750	5
	32				

Receptor: ***R02***

Results:

1-hour Leq: **62.6**

Source for Ref. Noise Levels: FHWA RCNM, 2006

Project: Radford Studio Center **On-Site Construction**

Construction Phase: ***Structure/ Enclosure at 200 feet away***

Equipment

Description	No. of Equip.	Reference Noise Level at 50ft, Lmax	Acoustical Usage Factor	Distance to Receptor, ft	Estimated Noise Shielding, dBA
Tractor/Loader/Backhoe	1	84	40%	625	5
Crane (Tower)	1	81	16%	650	5
Crane (Mobile)	1	81	16%	675	5
Forklift	1	75	20%	700	5
Other Equipment	1	85	50%	725	5
Aerial Lift (Electric)	1	75	20%	725	5
Welder	1	74	40%	750	5
Pump	1	81	20%	750	5
Rough Terrain Forklift	1	75	20%	775	5
Crane (Tower)	1	81	16%	775	5
Crane (Mobile)	1	81	16%	800	5
Forklift	3	75	20%	800	5
Other Equipment	3	85	50%	825	5
Aerial Lift (Electric)	9	75	20%	825	5
Welder	1	74	40%	825	5
Pump	1	81	20%	850	5
Rough Terrain Forklift	3	75	20%	850	5
Crane (Mobile)	1	81	16%	850	5
	32				

Receptor: ***R02***

Results:

1-hour Leq: 61.4

Source for Ref. Noise Levels: FHWA RCNM, 2006

Project: Radford Studio Center **On-Site Construction**

Construction Phase: ***Architectural Coatings/ Finishes***

Equipment

Description	No. of Equip.	Reference Noise Level at 50ft, Lmax	Acoustical Usage Factor	Distance to Receptor, ft	Estimated Noise Shielding, dBA
Pump	1	81	20%	425	5
Aerial Lift (Electric)	1	75	20%	450	5
Crane (Tower)	1	81	16%	475	5
Crane (Mobile)	1	81	16%	500	5
Forklift	1	75	20%	525	5
Rough Terrain Forkllift	1	75	20%	525	5
Air Compressor	1	78	40%	550	5
Pump	1	81	20%	550	5
Aerial Lift (Electric)	1	75	20%	575	5
Crane (Tower)	1	81	16%	575	5
Crane (Mobile)	1	81	16%	600	5
Forklift	1	75	20%	600	5
Rough Terrain Forkllift	1	75	20%	625	5
Air Compressor	5	78	40%	625	5
Aerial Lift (Electric)	8	75	20%	625	5
Crane (Mobile)	1	81	16%	650	5
Forklift	2	75	20%	650	5
Rough Terrain Forkllift	2	75	20%	650	5
	31				

Receptor: ***R02***

Results:

1-hour Leq: **60.1**

Source for Ref. Noise Levels: FHWA RCNM, 2006

Project: Radford Studio Center **On-Site Construction**

Construction Phase: ***Architectural Coatings/Finishes at 100 feet away***

Equipment

Description	No. of Equip.	Reference Noise Level at 50ft, Lmax	Acoustical Usage Factor	Distance to Receptor, ft	Estimated Noise Shielding, dBA
Pump	1	81	20%	525	5
Aerial Lift (Electric)	1	75	20%	550	5
Crane (Tower)	1	81	16%	575	5
Crane (Mobile)	1	81	16%	600	5
Forklift	1	75	20%	625	5
Rough Terrain Forkllift	1	75	20%	625	5
Air Compressor	1	78	40%	650	5
Pump	1	81	20%	650	5
Aerial Lift (Electric)	1	75	20%	675	5
Crane (Tower)	1	81	16%	675	5
Crane (Mobile)	1	81	16%	700	5
Forklift	1	75	20%	700	5
Rough Terrain Forkllift	1	75	20%	725	5
Air Compressor	5	78	40%	725	5
Aerial Lift (Electric)	8	75	20%	725	5
Crane (Mobile)	1	81	16%	750	5
Forklift	2	75	20%	750	5
Rough Terrain Forkllift	2	75	20%	750	5
	31				

Receptor: ***R02***

Results:

1-hour Leq: **58.6**

Source for Ref. Noise Levels: FHWA RCNM, 2006

Project: Radford Studio Center **On-Site Construction**

Construction Phase: ***Architectural Coatings/Finishes at 200 feet away***

Equipment

Description	No. of Equip.	Reference Noise Level at 50ft, Lmax	Acoustical Usage Factor	Distance to Receptor, ft	Estimated Noise Shielding, dBA
Pump	1	81	20%	625	5
Aerial Lift (Electric)	1	75	20%	650	5
Crane (Tower)	1	81	16%	675	5
Crane (Mobile)	1	81	16%	700	5
Forklift	1	75	20%	725	5
Rough Terrain Forkllift	1	75	20%	725	5
Air Compressor	1	78	40%	750	5
Pump	1	81	20%	750	5
Aerial Lift (Electric)	1	75	20%	775	5
Crane (Tower)	1	81	16%	775	5
Crane (Mobile)	1	81	16%	800	5
Forklift	1	75	20%	800	5
Rough Terrain Forkllift	1	75	20%	825	5
Air Compressor	5	78	40%	825	5
Aerial Lift (Electric)	8	75	20%	825	5
Crane (Mobile)	1	81	16%	850	5
Forklift	2	75	20%	850	5
Rough Terrain Forkllift	2	75	20%	850	5
	31				

Receptor: ***R02***

Results:

1-hour Leq: **57.4**

Source for Ref. Noise Levels: FHWA RCNM, 2006

Project: Radford Studio Center **On-Site Construction**

Construction Phase: ***Paving/ Landscaping***

Equipment

Description	No. of Equip.	Reference Noise Level at 50ft, Lmax	Acoustical Usage Factor	Distance to Receptor, ft	Estimated Noise Shielding, dBA
Tractor/Loader/Backhoe	1	84	40%	425	5
Paving Equipment	1	77	50%	450	5
Signal Boards	1	73	50%	475	5
Skid Steer Loaders	1	79	40%	500	5
Rollers	1	80	20%	525	5
Tractor/Loader/Backhoe	1	84	40%	525	5
Skid Steer Loaders	1	79	40%	550	5
	7				

Receptor: ***R02***

Results:

1-hour Leq: **60.4**

Source for Ref. Noise Levels: FHWA RCNM, 2006

Project: Radford Studio Center **On-Site Construction**

Construction Phase: ***Paving/ Landscaping at 100 feet away***

Equipment

Description	No. of Equip.	Reference Noise Level at 50ft, Lmax	Acoustical Usage Factor	Distance to Receptor, ft	Estimated Noise Shielding, dBA
Tractor/Loader/Backhoe	1	84	40%	525	5
Paving Equipment	1	77	50%	550	5
Signal Boards	1	73	50%	575	5
Skid Steer Loaders	1	79	40%	600	5
Rollers	1	80	20%	625	5
Tractor/Loader/Backhoe	1	84	40%	625	5
Skid Steer Loaders	1	79	40%	650	5
	7				

Receptor: ***R02***

Results:

1-hour Leq: **58.8**

Source for Ref. Noise Levels: FHWA RCNM, 2006

Project: Radford Studio Center **On-Site Construction**

Construction Phase: ***Haul Trucks Staging***

Equipment

Description	No. of Equip.	Reference Noise Level at 50ft, Lmax	Acoustical Usage Factor	Distance to Receptor, ft	Estimated Noise Shielding, dBA
North Staging Area	1	76	40%	446	5
North Staging Area	1	76	40%	456	5
North Staging Area	1	76	40%	466	5
North Staging Area	1	76	40%	476	5
North Staging Area	1	76	40%	486	5
North Staging Area	1	76	40%	496	5
North Staging Area	1	76	40%	506	5
North Staging Area	1	76	40%	516	5
South Staging Area	1	76	40%	2200	10
South Staging Area	1	76	40%	2210	10
South Staging Area	1	76	40%	2220	10
South Staging Area	1	76	40%	2230	10
South Staging Area	1	76	40%	2240	10
South Staging Area	1	76	40%	2250	10
South Staging Area	1	76	40%	2260	10
South Staging Area	1	76	40%	2270	10
	16				

Receptor: ***R02***

Results:

1-hour Leq: **56.5**

Source for Ref. Noise Levels: FHWA RCNM, 2006

Project: Radford Studio Center **On-Site Construction**

Construction Phase: ***Dewatering Pumps***

Equipment

Description	No. of Equip.	Reference Noise Level at 50ft, Lmax	Acoustical Usage Factor	Distance to Receptor, ft	Estimated Noise Shielding, dBA
Dewatering Pump	1	61.4	100%	1650	10
Dewatering Pump	1	61.4	100%	1675	10
Dewatering Pump	1	61.4	100%	1700	10
Dewatering Pump	1	61.4	100%	1700	10
Dewatering Pump	1	61.4	100%	1725	10
	5				

Receptor: ***R02***

Results:

1-hour Leq: **27.9**

Source for Ref. Noise Levels: FHWA RCNM, 2006

Project: Radford Studio Center **Off-Site Construction**

Construction Phase: ***Off-Site - Radford Ave. & Alley (Utilities/ Trenching)***

Equipment

Description	No. of Equip.	Reference Noise Level at 50ft, Lmax	Acoustical Usage Factor	Distance to Receptor, ft	Estimated Noise Shielding, dBA
Grader	1	85	40%	385	5
Rubber Tired Loader	1	79	40%	385	5
Tractors/Loaders/Backhoes	1	84	40%	410	5
Trencher	1	82	50%	410	5
	4				

Receptor: ***R02***

Results:

1-hour Leq: **62.3**

Source for Ref. Noise Levels: FHWA RCNM, 2006

Project: Radford Studio Center **Off-Site Construction**

Construction Phase: ***Off-Site - Radford Ave., Carpenter Ave., and Colfax Ave. (Paving)***

Equipment

Description	No. of Equip.	Reference Noise Level at 50ft, Lmax	Acoustical Usage Factor	Distance to Receptor, ft	Estimated Noise Shielding, dBA
Rollers	1	80	20%	315	5
Paving Equipment	1	77	50%	315	5
Rollers	1	80	20%	340	5
Paving Equipment	1	77	50%	340	5
Rollers	1	80	20%	365	5
Rollers	1	80	20%	365	5
	6				

Receptor: ***R02***

Results:

1-hour Leq: **59.6**

Source for Ref. Noise Levels: FHWA RCNM, 2006

Project: Radford Studio Center **Off-Site Construction**

Construction Phase: ***Off-Site - Radford Mobility Connector (Moorpark Bridge)***

Equipment

Description	No. of Equip.	Reference Noise Level at 50ft, Lmax	Acoustical Usage Factor	Distance to Receptor, ft	Estimated Noise Shielding, dBA
Tractors/Loaders/Backhoes	1	84	40%	475	10
Trencher	1	82	50%	475	10
Crane (Mobile)	1	81	16%	500	10
Rubber Tired Loader	1	79	40%	500	10
Tractors/Loaders/Backhoes	1	84	40%	525	10
Trencher	1	82	50%	525	10
Crane (Mobile)	1	81	16%	550	10
Rubber Tired Loader	1	79	40%	550	10
	8				

Receptor: ***R02***

Results:

1-hour Leq: **56.6**

Source for Ref. Noise Levels: FHWA RCNM, 2006

Project: Radford Studio Center **Off-Site Construction**

Construction Phase: ***Off-Site - LADWP Water Line Upgrades***

Equipment

Description	No. of Equip.	Reference Noise Level at 50ft, Lmax	Acoustical Usage Factor	Distance to Receptor, ft	Estimated Noise Shielding, dBA
Jackhammer	1	89	20%	385	5
Compressor	1	78	40%	385	5
Backhoe	1	78	40%	410	5
Dump Truck	1	76	40%	410	5
Concrete Truck	1	79	40%	435	5
	5				

Receptor: ***R02***

Results:

1-hour Leq: **61.2**

Source for Ref. Noise Levels: FHWA RCNM, 2006

Project: Radford Studio Center **On-Site Construction**

Construction Phase: ***Demolition***

Equipment

Description	No. of Equip.	Reference Noise Level at 50ft, Lmax	Acoustical Usage Factor	Distance to Receptor, ft	Estimated Noise Shielding, dBA
Tractors/Loaders/Backhoes	1	84	40%	90	0
Water Truck	1	82	10%	115	0
Excavator	1	81	40%	140	0
Air Compressor	1	78	40%	165	0
Tractors/Loaders/Backhoes	1	84	40%	190	0
Excavator	1	81	40%	190	0
Tractors/Loaders/Backhoes	1	84	40%	215	0
Excavator	1	81	40%	215	0
	8				

Receptor: ***R03***

Results:

1-hour Leq: **77.9**

Source for Ref. Noise Levels: FHWA RCNM, 2006

Project: Radford Studio Center **On-Site Construction**

Construction Phase: ***Grading/ Excavation***

Equipment

Description	No. of Equip.	Reference Noise Level at 50ft, Lmax	Acoustical Usage Factor	Distance to Receptor, ft	Estimated Noise Shielding, dBA
Bore/Drill Rig	1	84	20%	90	0
Cranes (Mobile)	1	81	16%	115	0
Excavator	1	81	40%	140	0
Grader	1	85	40%	165	0
Water Truck	1	82	10%	190	0
Pump	1	81	20%	190	0
Rubber Tired Loader	1	79	40%	215	0
Tractor/Loader/Backhoe	1	84	40%	215	0
Welders	1	74	40%	240	0
Bore/Drill Rig	1	84	20%	240	0
Cranes (Mobile)	1	81	16%	265	0
Excavator	1	81	40%	265	0
Water Truck	1	82	10%	290	0
Pump	1	81	20%	290	0
Rubber Tired Loader	2	79	40%	290	0
Tractor/Loader/Backhoe	1	84	40%	315	0
Welders	1	74	40%	315	0
Excavator	1	81	40%	315	0
	19				

Receptor: ***R03***

Results:

1-hour Leq: 77.8

Source for Ref. Noise Levels: FHWA RCNM, 2006

Project: Radford Studio Center **On-Site Construction**

Construction Phase: ***Grading/ Excavation at 100 feet away***

Equipment

Description	No. of Equip.	Reference Noise Level at 50ft, Lmax	Acoustical Usage Factor	Distance to Receptor, ft	Estimated Noise Shielding, dBA
Bore/Drill Rig	1	84	20%	190	0
Cranes (Mobile)	1	81	16%	215	0
Excavator	1	81	40%	240	0
Grader	1	85	40%	265	0
Water Truck	1	82	10%	290	0
Pump	1	81	20%	290	0
Rubber Tired Loader	1	79	40%	315	0
Tractor/Loader/Backhoe	1	84	40%	315	0
Welders	1	74	40%	340	0
Bore/Drill Rig	1	84	20%	340	0
Cranes (Mobile)	1	81	16%	365	0
Excavator	1	81	40%	365	0
Water Truck	1	82	10%	390	0
Pump	1	81	20%	390	0
Rubber Tired Loader	2	79	40%	390	0
Tractor/Loader/Backhoe	1	84	40%	415	0
Welders	1	74	40%	415	0
Excavator	1	81	40%	415	0
	19				

Receptor: ***R03***

Results:

1-hour Leq: 73.5

Source for Ref. Noise Levels: FHWA RCNM, 2006

Project: Radford Studio Center **On-Site Construction**

Construction Phase: ***Mat Foundation***

Equipment

Description	No. of Equip.	Reference Noise Level at 50ft, Lmax	Acoustical Usage Factor	Distance to Receptor, ft	Estimated Noise Shielding, dBA
Pump	1	81	20%	90	0
Cranes (Tower)	1	81	16%	115	0
Pump	1	81	20%	140	0
Cranes (Tower)	1	81	16%	165	0
Pump	1	81	20%	190	0
Pump	1	81	20%	190	0
Pump	1	81	20%	215	0
Pump	1	81	20%	215	0
	8				

Receptor: ***R03***

Results:

1-hour Leq: **73.6**

Source for Ref. Noise Levels: FHWA RCNM, 2006

Project: Radford Studio Center **On-Site Construction**

Construction Phase: ***Mat Foundation at 100 feet away***

Equipment

Description	No. of Equip.	Reference Noise Level at 50ft, Lmax	Acoustical Usage Factor	Distance to Receptor, ft	Estimated Noise Shielding, dBA
Pump	1	81	20%	190	0
Cranes (Tower)	1	81	16%	215	0
Pump	1	81	20%	240	0
Cranes (Tower)	1	81	16%	265	0
Pump	1	81	20%	290	0
Pump	1	81	20%	290	0
Pump	1	81	20%	315	0
Pump	1	81	20%	315	0
	8				

Receptor: ***R03***

Results:

1-hour Leq: **68.7**

Source for Ref. Noise Levels: FHWA RCNM, 2006

Project: Radford Studio Center **On-Site Construction**

Construction Phase: ***Mat Foundation at 200 feet away***

Equipment

Description	No. of Equip.	Reference Noise Level at 50ft, Lmax	Acoustical Usage Factor	Distance to Receptor, ft	Estimated Noise Shielding, dBA
Pump	1	81	20%	290	0
Cranes (Tower)	1	81	16%	315	0
Pump	1	81	20%	340	0
Cranes (Tower)	1	81	16%	365	0
Pump	1	81	20%	390	0
Pump	1	81	20%	390	0
Pump	1	81	20%	415	0
Pump	1	81	20%	415	0
	8				

Receptor: ***R03***

Results:

1-hour Leq: **65.7**

Source for Ref. Noise Levels: FHWA RCNM, 2006

Project: Radford Studio Center **On-Site Construction**

Construction Phase: ***Structure/ Enclosure***

Equipment

Description	No. of Equip.	Reference Noise Level at 50ft, Lmax	Acoustical Usage Factor	Distance to Receptor, ft	Estimated Noise Shielding, dBA
Tractor/Loader/Backhoe	1	84	40%	90	0
Crane (Tower)	1	81	16%	115	0
Crane (Mobile)	1	81	16%	140	0
Forklift	1	75	20%	165	0
Other Equipment	1	85	50%	190	0
Aerial Lift (Electric)	1	75	20%	190	0
Welder	1	74	40%	215	0
Pump	1	81	20%	215	0
Rough Terrain Forklift	1	75	20%	240	0
Crane (Tower)	1	81	16%	240	0
Crane (Mobile)	1	81	16%	265	0
Forklift	3	75	20%	265	0
Other Equipment	3	85	50%	290	0
Aerial Lift (Electric)	9	75	20%	290	0
Welder	1	74	40%	290	0
Pump	1	81	20%	315	0
Rough Terrain Forklift	3	75	20%	315	0
Crane (Mobile)	1	81	16%	315	0
	32				

Receptor: ***R03***

Results:

1-hour Leq: **78.5**

Source for Ref. Noise Levels: FHWA RCNM, 2006

Project: Radford Studio Center **On-Site Construction**

Construction Phase: ***Structure/ Enclosure at 100 feet away***

Equipment

Description	No. of Equip.	Reference Noise Level at 50ft, Lmax	Acoustical Usage Factor	Distance to Receptor, ft	Estimated Noise Shielding, dBA
Tractor/Loader/Backhoe	1	84	40%	190	0
Crane (Tower)	1	81	16%	215	0
Crane (Mobile)	1	81	16%	240	0
Forklift	1	75	20%	265	0
Other Equipment	1	85	50%	290	0
Aerial Lift (Electric)	1	75	20%	290	0
Welder	1	74	40%	315	0
Pump	1	81	20%	315	0
Rough Terrain Forklift	1	75	20%	340	0
Crane (Tower)	1	81	16%	340	0
Crane (Mobile)	1	81	16%	365	0
Forklift	3	75	20%	365	0
Other Equipment	3	85	50%	390	0
Aerial Lift (Electric)	9	75	20%	390	0
Welder	1	74	40%	390	0
Pump	1	81	20%	415	0
Rough Terrain Forklift	3	75	20%	415	0
Crane (Mobile)	1	81	16%	415	0
	32				

Receptor: ***R03***

Results:

1-hour Leq: **74.2**

Source for Ref. Noise Levels: FHWA RCNM, 2006

Project: Radford Studio Center **On-Site Construction**

Construction Phase: ***Structure/ Enclosure at 200 feet away***

Equipment

Description	No. of Equip.	Reference Noise Level at 50ft, Lmax	Acoustical Usage Factor	Distance to Receptor, ft	Estimated Noise Shielding, dBA
Tractor/Loader/Backhoe	1	84	40%	290	0
Crane (Tower)	1	81	16%	315	0
Crane (Mobile)	1	81	16%	340	0
Forklift	1	75	20%	365	0
Other Equipment	1	85	50%	390	0
Aerial Lift (Electric)	1	75	20%	390	0
Welder	1	74	40%	415	0
Pump	1	81	20%	415	0
Rough Terrain Forklift	1	75	20%	440	0
Crane (Tower)	1	81	16%	440	0
Crane (Mobile)	1	81	16%	465	0
Forklift	3	75	20%	465	0
Other Equipment	3	85	50%	490	0
Aerial Lift (Electric)	9	75	20%	490	0
Welder	1	74	40%	490	0
Pump	1	81	20%	515	0
Rough Terrain Forklift	3	75	20%	515	0
Crane (Mobile)	1	81	16%	515	0
	32				

Receptor: ***R03***

Results:

1-hour Leq: 71.6

Source for Ref. Noise Levels: FHWA RCNM, 2006

Project: Radford Studio Center **On-Site Construction**

Construction Phase: ***Architectural Coatings/ Finishes***

Equipment

Description	No. of Equip.	Reference Noise Level at 50ft, Lmax	Acoustical Usage Factor	Distance to Receptor, ft	Estimated Noise Shielding, dBA
Pump	1	81	20%	90	0
Aerial Lift (Electric)	1	75	20%	115	0
Crane (Tower)	1	81	16%	140	0
Crane (Mobile)	1	81	16%	165	0
Forklift	1	75	20%	190	0
Rough Terrain Forkllift	1	75	20%	190	0
Air Compressor	1	78	40%	215	0
Pump	1	81	20%	215	0
Aerial Lift (Electric)	1	75	20%	240	0
Crane (Tower)	1	81	16%	240	0
Crane (Mobile)	1	81	16%	265	0
Forklift	1	75	20%	265	0
Rough Terrain Forkllift	1	75	20%	290	0
Air Compressor	5	78	40%	290	0
Aerial Lift (Electric)	8	75	20%	290	0
Crane (Mobile)	1	81	16%	315	0
Forklift	2	75	20%	315	0
Rough Terrain Forkllift	2	75	20%	315	0
	31				

Receptor: ***R03***

Results:

1-hour Leq: **74.1**

Source for Ref. Noise Levels: FHWA RCNM, 2006

Project: Radford Studio Center **On-Site Construction**

Construction Phase: ***Architectural Coatings/Finishes at 100 feet away***

Equipment

Description	No. of Equip.	Reference Noise Level at 50ft, Lmax	Acoustical Usage Factor	Distance to Receptor, ft	Estimated Noise Shielding, dBA
Pump	1	81	20%	190	0
Aerial Lift (Electric)	1	75	20%	215	0
Crane (Tower)	1	81	16%	240	0
Crane (Mobile)	1	81	16%	265	0
Forklift	1	75	20%	290	0
Rough Terrain Forkllift	1	75	20%	290	0
Air Compressor	1	78	40%	315	0
Pump	1	81	20%	315	0
Aerial Lift (Electric)	1	75	20%	340	0
Crane (Tower)	1	81	16%	340	0
Crane (Mobile)	1	81	16%	365	0
Forklift	1	75	20%	365	0
Rough Terrain Forkllift	1	75	20%	390	0
Air Compressor	5	78	40%	390	0
Aerial Lift (Electric)	8	75	20%	390	0
Crane (Mobile)	1	81	16%	415	0
Forklift	2	75	20%	415	0
Rough Terrain Forkllift	2	75	20%	415	0
	31				

Receptor: ***R03***

Results:

1-hour Leq: 70.0

Source for Ref. Noise Levels: FHWA RCNM, 2006

Project: Radford Studio Center **On-Site Construction**

Construction Phase: ***Architectural Coatings/Finishes at 200 feet away***

Equipment

Description	No. of Equip.	Reference Noise Level at 50ft, Lmax	Acoustical Usage Factor	Distance to Receptor, ft	Estimated Noise Shielding, dBA
Pump	1	81	20%	290	0
Aerial Lift (Electric)	1	75	20%	315	0
Crane (Tower)	1	81	16%	340	0
Crane (Mobile)	1	81	16%	365	0
Forklift	1	75	20%	390	0
Rough Terrain Forkllift	1	75	20%	390	0
Air Compressor	1	78	40%	415	0
Pump	1	81	20%	415	0
Aerial Lift (Electric)	1	75	20%	440	0
Crane (Tower)	1	81	16%	440	0
Crane (Mobile)	1	81	16%	465	0
Forklift	1	75	20%	465	0
Rough Terrain Forkllift	1	75	20%	490	0
Air Compressor	5	78	40%	490	0
Aerial Lift (Electric)	8	75	20%	490	0
Crane (Mobile)	1	81	16%	515	0
Forklift	2	75	20%	515	0
Rough Terrain Forkllift	2	75	20%	515	0
	31				

Receptor: ***R03***

Results:

1-hour Leq: **67.5**

Source for Ref. Noise Levels: FHWA RCNM, 2006

Project: Radford Studio Center **On-Site Construction**

Construction Phase: ***Paving/ Landscaping***

Equipment

Description	No. of Equip.	Reference Noise Level at 50ft, Lmax	Acoustical Usage Factor	Distance to Receptor, ft	Estimated Noise Shielding, dBA
Tractor/Loader/Backhoe	1	84	40%	90	0
Paving Equipment	1	77	50%	115	0
Signal Boards	1	73	50%	140	0
Skid Steer Loaders	1	79	40%	165	0
Rollers	1	80	20%	190	0
Tractor/Loader/Backhoe	1	84	40%	190	0
Skid Steer Loaders	1	79	40%	215	0
	7				

Receptor: ***R03***

Results:

1-hour Leq: **77.0**

Source for Ref. Noise Levels: FHWA RCNM, 2006

Project: Radford Studio Center **On-Site Construction**

Construction Phase: ***Paving/ Landscaping at 100 feet away***

Equipment

Description	No. of Equip.	Reference Noise Level at 50ft, Lmax	Acoustical Usage Factor	Distance to Receptor, ft	Estimated Noise Shielding, dBA
Tractor/Loader/Backhoe	1	84	40%	190	0
Paving Equipment	1	77	50%	215	0
Signal Boards	1	73	50%	240	0
Skid Steer Loaders	1	79	40%	265	0
Rollers	1	80	20%	290	0
Tractor/Loader/Backhoe	1	84	40%	290	0
Skid Steer Loaders	1	79	40%	315	0
	7				

Receptor: ***R03***

Results:

1-hour Leq: **71.5**

Source for Ref. Noise Levels: FHWA RCNM, 2006

Project: Radford Studio Center **On-Site Construction**

Construction Phase: ***Haul Trucks Staging***

Equipment

Description	No. of Equip.	Reference Noise Level at 50ft, Lmax	Acoustical Usage Factor	Distance to Receptor, ft	Estimated Noise Shielding, dBA
North Staging Area	1	76	40%	1186	0
North Staging Area	1	76	40%	1196	0
North Staging Area	1	76	40%	1206	0
North Staging Area	1	76	40%	1216	0
North Staging Area	1	76	40%	1226	0
North Staging Area	1	76	40%	1236	0
North Staging Area	1	76	40%	1246	0
North Staging Area	1	76	40%	1256	0
South Staging Area	1	76	40%	1098	10
South Staging Area	1	76	40%	1108	10
South Staging Area	1	76	40%	1118	10
South Staging Area	1	76	40%	1128	10
South Staging Area	1	76	40%	1138	10
South Staging Area	1	76	40%	1148	10
South Staging Area	1	76	40%	1158	10
South Staging Area	1	76	40%	1168	10
	16				

Receptor: ***R03***

Results:

1-hour Leq: **53.8**

Source for Ref. Noise Levels: FHWA RCNM, 2006

Project: Radford Studio Center **On-Site Construction**

Construction Phase: ***Dewatering Pumps***

Equipment

Description	No. of Equip.	Reference Noise Level at 50ft, Lmax	Acoustical Usage Factor	Distance to Receptor, ft	Estimated Noise Shielding, dBA
Dewatering Pump	1	61.4	100%	455	0
Dewatering Pump	1	61.4	100%	480	0
Dewatering Pump	1	61.4	100%	505	0
Dewatering Pump	1	61.4	100%	505	0
Dewatering Pump	1	61.4	100%	530	0
	5				

Receptor: ***R03***

Results:

1-hour Leq: **48.5**

Source for Ref. Noise Levels: FHWA RCNM, 2006

Project: Radford Studio Center **Off-Site Construction**

Construction Phase: ***Off-Site - Radford Ave. & Alley (Utilities/ Trenching)***

Equipment

Description	No. of Equip.	Reference Noise Level at 50ft, Lmax	Acoustical Usage Factor	Distance to Receptor, ft	Estimated Noise Shielding, dBA
Grader	1	85	40%	40	0
Rubber Tired Loader	1	79	40%	40	0
Tractors/Loaders/Backhoes	1	84	40%	65	0
Trencher	1	82	50%	65	0
	4				

Receptor: ***R03***

Results:

1-hour Leq: **85.5**

Source for Ref. Noise Levels: FHWA RCNM, 2006

Project: Radford Studio Center **Off-Site Construction**

Construction Phase: ***Off-Site - Radford Ave., Carpenter Ave., and Colfax Ave. (Paving)***

Equipment

Description	No. of Equip.	Reference Noise Level at 50ft, Lmax	Acoustical Usage Factor	Distance to Receptor, ft	Estimated Noise Shielding, dBA
Rollers	1	80	20%	20	0
Paving Equipment	1	77	50%	45	0
Rollers	1	80	20%	45	0
Paving Equipment	1	77	50%	70	0
Rollers	1	80	20%	70	0
Rollers	1	80	20%	95	0
	6				

Receptor: ***R03***

Results:

1-hour Leq: **83.2**

Source for Ref. Noise Levels: FHWA RCNM, 2006

Project: Radford Studio Center **Off-Site Construction**

Construction Phase: ***Off-Site - Radford Mobility Connector (Moorpark Bridge)***

Equipment

Description	No. of Equip.	Reference Noise Level at 50ft, Lmax	Acoustical Usage Factor	Distance to Receptor, ft	Estimated Noise Shielding, dBA
Tractors/Loaders/Backhoes	1	84	40%	1520	5
Trencher	1	82	50%	1520	5
Crane (Mobile)	1	81	16%	1545	5
Rubber Tired Loader	1	79	40%	1545	5
Tractors/Loaders/Backhoes	1	84	40%	1570	5
Trencher	1	82	50%	1570	5
Crane (Mobile)	1	81	16%	1595	5
Rubber Tired Loader	1	79	40%	1595	5
	8				

Receptor: ***R03***

Results:

1-hour Leq: **51.8**

Source for Ref. Noise Levels: FHWA RCNM, 2006

Project: Radford Studio Center **Off-Site Construction**

Construction Phase: ***Off-Site - LADWP Water Line Upgrades***

Equipment

Description	No. of Equip.	Reference Noise Level at 50ft, Lmax	Acoustical Usage Factor	Distance to Receptor, ft	Estimated Noise Shielding, dBA
Jackhammer	1	89	20%	40	0
Compressor	1	78	40%	40	0
Backhoe	1	78	40%	65	0
Dump Truck	1	76	40%	65	0
Concrete Truck	1	79	40%	90	0
	5				

Receptor: ***R03***

Results:

1-hour Leq: **85.1**

Source for Ref. Noise Levels: FHWA RCNM, 2006

Project: Radford Studio Center **On-Site Construction**

Construction Phase: ***Demolition***

Equipment

Description	No. of Equip.	Reference Noise Level at 50ft, Lmax	Acoustical Usage Factor	Distance to Receptor, ft	Estimated Noise Shielding, dBA
Tractors/Loaders/Backhoes	1	84	40%	480	5
Water Truck	1	82	10%	505	5
Excavator	1	81	40%	530	5
Air Compressor	1	78	40%	555	5
Tractors/Loaders/Backhoes	1	84	40%	580	5
Excavator	1	81	40%	580	5
Tractors/Loaders/Backhoes	1	84	40%	605	5
Excavator	1	81	40%	605	5
	8				

Receptor: ***R04***

Results:

1-hour Leq: 61.1

Source for Ref. Noise Levels: FHWA RCNM, 2006

Project: Radford Studio Center **On-Site Construction**

Construction Phase: ***Grading/ Excavation***

Equipment

Description	No. of Equip.	Reference Noise Level at 50ft, Lmax	Acoustical Usage Factor	Distance to Receptor, ft	Estimated Noise Shielding, dBA
Bore/Drill Rig	1	84	20%	480	5
Cranes (Mobile)	1	81	16%	505	5
Excavator	1	81	40%	530	5
Grader	1	85	40%	555	5
Water Truck	1	82	10%	580	5
Pump	1	81	20%	580	5
Rubber Tired Loader	1	79	40%	605	5
Tractor/Loader/Backhoe	1	84	40%	605	5
Welders	1	74	40%	630	5
Bore/Drill Rig	1	84	20%	630	5
Cranes (Mobile)	1	81	16%	655	5
Excavator	1	81	40%	655	5
Water Truck	1	82	10%	680	5
Pump	1	81	20%	680	5
Rubber Tired Loader	2	79	40%	680	5
Tractor/Loader/Backhoe	1	84	40%	705	5
Welders	1	74	40%	705	5
Excavator	1	81	40%	705	5
	19				

Receptor: ***R04***

Results:

1-hour Leq: **62.5**

Source for Ref. Noise Levels: FHWA RCNM, 2006

Project: Radford Studio Center **On-Site Construction**

Construction Phase: ***Grading/ Excavation at 100 feet away***

Equipment

Description	No. of Equip.	Reference Noise Level at 50ft, Lmax	Acoustical Usage Factor	Distance to Receptor, ft	Estimated Noise Shielding, dBA
Bore/Drill Rig	1	84	20%	580	5
Cranes (Mobile)	1	81	16%	605	5
Excavator	1	81	40%	630	5
Grader	1	85	40%	655	5
Water Truck	1	82	10%	680	5
Pump	1	81	20%	680	5
Rubber Tired Loader	1	79	40%	705	5
Tractor/Loader/Backhoe	1	84	40%	705	5
Welders	1	74	40%	730	5
Bore/Drill Rig	1	84	20%	730	5
Cranes (Mobile)	1	81	16%	755	5
Excavator	1	81	40%	755	5
Water Truck	1	82	10%	780	5
Pump	1	81	20%	780	5
Rubber Tired Loader	2	79	40%	780	5
Tractor/Loader/Backhoe	1	84	40%	805	5
Welders	1	74	40%	805	5
Excavator	1	81	40%	805	5
	19				

Receptor: ***R04***

Results:

1-hour Leq: **61.1**

Source for Ref. Noise Levels: FHWA RCNM, 2006

Project: Radford Studio Center **On-Site Construction**

Construction Phase: ***Mat Foundation***

Equipment

Description	No. of Equip.	Reference Noise Level at 50ft, Lmax	Acoustical Usage Factor	Distance to Receptor, ft	Estimated Noise Shielding, dBA
Pump	1	81	20%	480	5
Cranes (Tower)	1	81	16%	505	5
Pump	1	81	20%	530	5
Cranes (Tower)	1	81	16%	555	5
Pump	1	81	20%	580	5
Pump	1	81	20%	580	5
Pump	1	81	20%	605	5
Pump	1	81	20%	605	5
	8				

Receptor: ***R04***

Results:

1-hour Leq: **57.0**

Source for Ref. Noise Levels: FHWA RCNM, 2006

Project: Radford Studio Center **On-Site Construction**

Construction Phase: ***Mat Foundation at 100 feet away***

Equipment

Description	No. of Equip.	Reference Noise Level at 50ft, Lmax	Acoustical Usage Factor	Distance to Receptor, ft	Estimated Noise Shielding, dBA
Pump	1	81	20%	580	5
Cranes (Tower)	1	81	16%	605	5
Pump	1	81	20%	630	5
Cranes (Tower)	1	81	16%	655	5
Pump	1	81	20%	680	5
Pump	1	81	20%	680	5
Pump	1	81	20%	705	5
Pump	1	81	20%	705	5
	8				

Receptor: ***R04***

Results:

1-hour Leq: **55.5**

Source for Ref. Noise Levels: FHWA RCNM, 2006

Project: Radford Studio Center **On-Site Construction**

Construction Phase: ***Mat Foundation at 200 feet away***

Equipment

Description	No. of Equip.	Reference Noise Level at 50ft, Lmax	Acoustical Usage Factor	Distance to Receptor, ft	Estimated Noise Shielding, dBA
Pump	1	81	20%	680	5
Cranes (Tower)	1	81	16%	705	5
Pump	1	81	20%	730	5
Cranes (Tower)	1	81	16%	755	5
Pump	1	81	20%	780	5
Pump	1	81	20%	780	5
Pump	1	81	20%	805	5
Pump	1	81	20%	805	5
	8				

Receptor: ***R04***

Results:

1-hour Leq: **54.3**

Source for Ref. Noise Levels: FHWA RCNM, 2006

Project: Radford Studio Center **On-Site Construction**

Construction Phase: ***Structure/ Enclosure***

Equipment

Description	No. of Equip.	Reference Noise Level at 50ft, Lmax	Acoustical Usage Factor	Distance to Receptor, ft	Estimated Noise Shielding, dBA
Tractor/Loader/Backhoe	1	84	40%	480	5
Crane (Tower)	1	81	16%	505	5
Crane (Mobile)	1	81	16%	530	5
Forklift	1	75	20%	555	5
Other Equipment	1	85	50%	580	5
Aerial Lift (Electric)	1	75	20%	580	5
Welder	1	74	40%	605	5
Pump	1	81	20%	605	5
Rough Terrain Forklift	1	75	20%	630	5
Crane (Tower)	1	81	16%	630	5
Crane (Mobile)	1	81	16%	655	5
Forklift	3	75	20%	655	5
Other Equipment	3	85	50%	680	5
Aerial Lift (Electric)	9	75	20%	680	5
Welder	1	74	40%	680	5
Pump	1	81	20%	705	5
Rough Terrain Forklift	3	75	20%	705	5
Crane (Mobile)	1	81	16%	705	5
	32				

Receptor: ***R04***

Results:

1-hour Leq: **63.2**

Source for Ref. Noise Levels: FHWA RCNM, 2006

Project: Radford Studio Center **On-Site Construction**

Construction Phase: ***Structure/ Enclosure at 100 feet away***

Equipment

Description	No. of Equip.	Reference Noise Level at 50ft, Lmax	Acoustical Usage Factor	Distance to Receptor, ft	Estimated Noise Shielding, dBA
Tractor/Loader/Backhoe	1	84	40%	580	5
Crane (Tower)	1	81	16%	605	5
Crane (Mobile)	1	81	16%	630	5
Forklift	1	75	20%	655	5
Other Equipment	1	85	50%	680	5
Aerial Lift (Electric)	1	75	20%	680	5
Welder	1	74	40%	705	5
Pump	1	81	20%	705	5
Rough Terrain Forklift	1	75	20%	730	5
Crane (Tower)	1	81	16%	730	5
Crane (Mobile)	1	81	16%	755	5
Forklift	3	75	20%	755	5
Other Equipment	3	85	50%	780	5
Aerial Lift (Electric)	9	75	20%	780	5
Welder	1	74	40%	780	5
Pump	1	81	20%	805	5
Rough Terrain Forklift	3	75	20%	805	5
Crane (Mobile)	1	81	16%	805	5
	32				

Receptor: ***R04***

Results:

1-hour Leq: 61.9

Source for Ref. Noise Levels: FHWA RCNM, 2006

Project: Radford Studio Center **On-Site Construction**

Construction Phase: ***Structure/ Enclosure at 200 feet away***

Equipment

Description	No. of Equip.	Reference Noise Level at 50ft, Lmax	Acoustical Usage Factor	Distance to Receptor, ft	Estimated Noise Shielding, dBA
Tractor/Loader/Backhoe	1	84	40%	680	5
Crane (Tower)	1	81	16%	705	5
Crane (Mobile)	1	81	16%	730	5
Forklift	1	75	20%	755	5
Other Equipment	1	85	50%	780	5
Aerial Lift (Electric)	1	75	20%	780	5
Welder	1	74	40%	805	5
Pump	1	81	20%	805	5
Rough Terrain Forklift	1	75	20%	830	5
Crane (Tower)	1	81	16%	830	5
Crane (Mobile)	1	81	16%	855	5
Forklift	3	75	20%	855	5
Other Equipment	3	85	50%	880	5
Aerial Lift (Electric)	9	75	20%	880	5
Welder	1	74	40%	880	5
Pump	1	81	20%	905	5
Rough Terrain Forklift	3	75	20%	905	5
Crane (Mobile)	1	81	16%	905	5
	32				

Receptor: ***R04***

Results:

1-hour Leq: 60.7

Source for Ref. Noise Levels: FHWA RCNM, 2006

Project: Radford Studio Center **On-Site Construction**

Construction Phase: ***Architectural Coatings/ Finishes***

Equipment

Description	No. of Equip.	Reference Noise Level at 50ft, Lmax	Acoustical Usage Factor	Distance to Receptor, ft	Estimated Noise Shielding, dBA
Pump	1	81	20%	480	5
Aerial Lift (Electric)	1	75	20%	505	5
Crane (Tower)	1	81	16%	530	5
Crane (Mobile)	1	81	16%	555	5
Forklift	1	75	20%	580	5
Rough Terrain Forkllift	1	75	20%	580	5
Air Compressor	1	78	40%	605	5
Pump	1	81	20%	605	5
Aerial Lift (Electric)	1	75	20%	630	5
Crane (Tower)	1	81	16%	630	5
Crane (Mobile)	1	81	16%	655	5
Forklift	1	75	20%	655	5
Rough Terrain Forkllift	1	75	20%	680	5
Air Compressor	5	78	40%	680	5
Aerial Lift (Electric)	8	75	20%	680	5
Crane (Mobile)	1	81	16%	705	5
Forklift	2	75	20%	705	5
Rough Terrain Forkllift	2	75	20%	705	5
	31				

Receptor: ***R04***

Results:

1-hour Leq: **59.2**

Source for Ref. Noise Levels: FHWA RCNM, 2006

Project: Radford Studio Center **On-Site Construction**

Construction Phase: ***Architectural Coatings/Finishes at 100 feet away***

Equipment

Description	No. of Equip.	Reference Noise Level at 50ft, Lmax	Acoustical Usage Factor	Distance to Receptor, ft	Estimated Noise Shielding, dBA
Pump	1	81	20%	580	5
Aerial Lift (Electric)	1	75	20%	605	5
Crane (Tower)	1	81	16%	630	5
Crane (Mobile)	1	81	16%	655	5
Forklift	1	75	20%	680	5
Rough Terrain Forkllift	1	75	20%	680	5
Air Compressor	1	78	40%	705	5
Pump	1	81	20%	705	5
Aerial Lift (Electric)	1	75	20%	730	5
Crane (Tower)	1	81	16%	730	5
Crane (Mobile)	1	81	16%	755	5
Forklift	1	75	20%	755	5
Rough Terrain Forkllift	1	75	20%	780	5
Air Compressor	5	78	40%	780	5
Aerial Lift (Electric)	8	75	20%	780	5
Crane (Mobile)	1	81	16%	805	5
Forklift	2	75	20%	805	5
Rough Terrain Forkllift	2	75	20%	805	5
	31				

Receptor: ***R04***

Results:

1-hour Leq: **57.9**

Source for Ref. Noise Levels: FHWA RCNM, 2006

Project: Radford Studio Center **On-Site Construction**

Construction Phase: ***Architectural Coatings/Finishes at 200 feet away***

Equipment

Description	No. of Equip.	Reference Noise Level at 50ft, Lmax	Acoustical Usage Factor	Distance to Receptor, ft	Estimated Noise Shielding, dBA
Pump	1	81	20%	680	5
Aerial Lift (Electric)	1	75	20%	705	5
Crane (Tower)	1	81	16%	730	5
Crane (Mobile)	1	81	16%	755	5
Forklift	1	75	20%	780	5
Rough Terrain Forkllift	1	75	20%	780	5
Air Compressor	1	78	40%	805	5
Pump	1	81	20%	805	5
Aerial Lift (Electric)	1	75	20%	830	5
Crane (Tower)	1	81	16%	830	5
Crane (Mobile)	1	81	16%	855	5
Forklift	1	75	20%	855	5
Rough Terrain Forkllift	1	75	20%	880	5
Air Compressor	5	78	40%	880	5
Aerial Lift (Electric)	8	75	20%	880	5
Crane (Mobile)	1	81	16%	905	5
Forklift	2	75	20%	905	5
Rough Terrain Forkllift	2	75	20%	905	5
	31				

Receptor: ***R04***

Results:

1-hour Leq: **56.8**

Source for Ref. Noise Levels: FHWA RCNM, 2006

Project: Radford Studio Center **On-Site Construction**

Construction Phase: ***Paving/ Landscaping***

Equipment

Description	No. of Equip.	Reference Noise Level at 50ft, Lmax	Acoustical Usage Factor	Distance to Receptor, ft	Estimated Noise Shielding, dBA
Tractor/Loader/Backhoe	1	84	40%	480	5
Paving Equipment	1	77	50%	505	5
Signal Boards	1	73	50%	530	5
Skid Steer Loaders	1	79	40%	555	5
Rollers	1	80	20%	580	5
Tractor/Loader/Backhoe	1	84	40%	580	5
Skid Steer Loaders	1	79	40%	605	5
	7				

Receptor: ***R04***

Results:

1-hour Leq: **59.5**

Source for Ref. Noise Levels: FHWA RCNM, 2006

Project: Radford Studio Center **On-Site Construction**

Construction Phase: ***Paving/ Landscaping at 100 feet away***

Equipment

Description	No. of Equip.	Reference Noise Level at 50ft, Lmax	Acoustical Usage Factor	Distance to Receptor, ft	Estimated Noise Shielding, dBA
Tractor/Loader/Backhoe	1	84	40%	580	5
Paving Equipment	1	77	50%	605	5
Signal Boards	1	73	50%	630	5
Skid Steer Loaders	1	79	40%	655	5
Rollers	1	80	20%	680	5
Tractor/Loader/Backhoe	1	84	40%	680	5
Skid Steer Loaders	1	79	40%	705	5
	7				

Receptor: ***R04***

Results:

1-hour Leq: **58.0**

Source for Ref. Noise Levels: FHWA RCNM, 2006

Project: Radford Studio Center **On-Site Construction**

Construction Phase: ***Haul Trucks Staging***

Equipment

Description	No. of Equip.	Reference Noise Level at 50ft, Lmax	Acoustical Usage Factor	Distance to Receptor, ft	Estimated Noise Shielding, dBA
North Staging Area	1	76	40%	1334	10
North Staging Area	1	76	40%	1344	10
North Staging Area	1	76	40%	1354	10
North Staging Area	1	76	40%	1364	10
North Staging Area	1	76	40%	1374	10
North Staging Area	1	76	40%	1384	10
North Staging Area	1	76	40%	1394	10
North Staging Area	1	76	40%	1404	10
South Staging Area	1	76	40%	1420	10
South Staging Area	1	76	40%	1430	10
South Staging Area	1	76	40%	1440	10
South Staging Area	1	76	40%	1450	10
South Staging Area	1	76	40%	1460	10
South Staging Area	1	76	40%	1470	10
South Staging Area	1	76	40%	1480	10
South Staging Area	1	76	40%	1490	10
	16				

Receptor: ***R04***

Results:

1-hour Leq: **45.1**

Source for Ref. Noise Levels: FHWA RCNM, 2006

Project: Radford Studio Center **On-Site Construction**

Construction Phase: ***Dewatering Pumps***

Equipment

Description	No. of Equip.	Reference Noise Level at 50ft, Lmax	Acoustical Usage Factor	Distance to Receptor, ft	Estimated Noise Shielding, dBA
Dewatering Pump	1	61.4	100%	740	10
Dewatering Pump	1	61.4	100%	765	10
Dewatering Pump	1	61.4	100%	790	10
Dewatering Pump	1	61.4	100%	790	10
Dewatering Pump	1	61.4	100%	815	10
	5				

Receptor: ***R04***

Results:

1-hour Leq: **34.6**

Source for Ref. Noise Levels: FHWA RCNM, 2006

Project: Radford Studio Center **Off-Site Construction**

Construction Phase: ***Off-Site - Radford Ave. & Alley (Utilities/ Trenching)***

Equipment

Description	No. of Equip.	Reference Noise Level at 50ft, Lmax	Acoustical Usage Factor	Distance to Receptor, ft	Estimated Noise Shielding, dBA
Grader	1	85	40%	445	5
Rubber Tired Loader	1	79	40%	445	5
Tractors/Loaders/Backhoes	1	84	40%	470	5
Trencher	1	82	50%	470	5
	4				

Receptor: ***R04***

Results:

1-hour Leq: **61.1**

Source for Ref. Noise Levels: FHWA RCNM, 2006

Project: Radford Studio Center **Off-Site Construction**

Construction Phase: ***Off-Site - Radford Ave., Carpenter Ave., and Colfax Ave. (Paving)***

Equipment

Description	No. of Equip.	Reference Noise Level at 50ft, Lmax	Acoustical Usage Factor	Distance to Receptor, ft	Estimated Noise Shielding, dBA
Rollers	1	80	20%	410	5
Paving Equipment	1	77	50%	410	5
Rollers	1	80	20%	435	5
Paving Equipment	1	77	50%	435	5
Rollers	1	80	20%	460	5
Rollers	1	80	20%	460	5
	6				

Receptor: ***R04***

Results:

1-hour Leq: **57.4**

Source for Ref. Noise Levels: FHWA RCNM, 2006

Project: Radford Studio Center **Off-Site Construction**

Construction Phase: ***Off-Site - Radford Mobility Connector (Moorpark Bridge)***

Equipment

Description	No. of Equip.	Reference Noise Level at 50ft, Lmax	Acoustical Usage Factor	Distance to Receptor, ft	Estimated Noise Shielding, dBA
Tractors/Loaders/Backhoes	1	84	40%	1615	10
Trencher	1	82	50%	1615	10
Crane (Mobile)	1	81	16%	1640	10
Rubber Tired Loader	1	79	40%	1640	10
Tractors/Loaders/Backhoes	1	84	40%	1665	10
Trencher	1	82	50%	1665	10
Crane (Mobile)	1	81	16%	1690	10
Rubber Tired Loader	1	79	40%	1690	10
	8				

Receptor: ***R04***

Results:

1-hour Leq: **46.3**

Source for Ref. Noise Levels: FHWA RCNM, 2006

Project: Radford Studio Center **Off-Site Construction**

Construction Phase: ***Off-Site - LADWP Water Line Upgrades***

Equipment

Description	No. of Equip.	Reference Noise Level at 50ft, Lmax	Acoustical Usage Factor	Distance to Receptor, ft	Estimated Noise Shielding, dBA
Jackhammer	1	89	20%	440	5
Compressor	1	78	40%	440	5
Backhoe	1	78	40%	465	5
Dump Truck	1	76	40%	465	5
Concrete Truck	1	79	40%	490	5
	5				

Receptor: ***R04***

Results:

1-hour Leq: **60.0**

Source for Ref. Noise Levels: FHWA RCNM, 2006

Project: Radford Studio Center **On-Site Construction**

Construction Phase: ***Demolition***

Equipment

Description	No. of Equip.	Reference Noise Level at 50ft, Lmax	Acoustical Usage Factor	Distance to Receptor, ft	Estimated Noise Shielding, dBA
Tractors/Loaders/Backhoes	1	84	40%	385	5
Water Truck	1	82	10%	410	5
Excavator	1	81	40%	435	5
Air Compressor	1	78	40%	460	5
Tractors/Loaders/Backhoes	1	84	40%	485	5
Excavator	1	81	40%	485	5
Tractors/Loaders/Backhoes	1	84	40%	510	5
Excavator	1	81	40%	510	5
	8				

Receptor: ***R05***

Results:

1-hour Leq: **62.7**

Source for Ref. Noise Levels: FHWA RCNM, 2006

Project: Radford Studio Center **On-Site Construction**

Construction Phase: ***Grading/ Excavation***

Equipment

Description	No. of Equip.	Reference Noise Level at 50ft, Lmax	Acoustical Usage Factor	Distance to Receptor, ft	Estimated Noise Shielding, dBA
Bore/Drill Rig	1	84	20%	385	5
Cranes (Mobile)	1	81	16%	410	5
Excavator	1	81	40%	435	5
Grader	1	85	40%	460	5
Water Truck	1	82	10%	485	5
Pump	1	81	20%	485	5
Rubber Tired Loader	1	79	40%	510	5
Tractor/Loader/Backhoe	1	84	40%	510	5
Welders	1	74	40%	535	5
Bore/Drill Rig	1	84	20%	535	5
Cranes (Mobile)	1	81	16%	560	5
Excavator	1	81	40%	560	5
Water Truck	1	82	10%	585	5
Pump	1	81	20%	585	5
Rubber Tired Loader	2	79	40%	585	5
Tractor/Loader/Backhoe	1	84	40%	610	5
Welders	1	74	40%	610	5
Excavator	1	81	40%	610	5
	19				

Receptor: ***R05***

Results:

1-hour Leq: 64.0

Source for Ref. Noise Levels: FHWA RCNM, 2006

Project: Radford Studio Center **On-Site Construction**

Construction Phase: ***Grading/ Excavation at 100 feet away***

Equipment

Description	No. of Equip.	Reference Noise Level at 50ft, Lmax	Acoustical Usage Factor	Distance to Receptor, ft	Estimated Noise Shielding, dBA
Bore/Drill Rig	1	84	20%	485	5
Cranes (Mobile)	1	81	16%	510	5
Excavator	1	81	40%	535	5
Grader	1	85	40%	560	5
Water Truck	1	82	10%	585	5
Pump	1	81	20%	585	5
Rubber Tired Loader	1	79	40%	610	5
Tractor/Loader/Backhoe	1	84	40%	610	5
Welders	1	74	40%	635	5
Bore/Drill Rig	1	84	20%	635	5
Cranes (Mobile)	1	81	16%	660	5
Excavator	1	81	40%	660	5
Water Truck	1	82	10%	685	5
Pump	1	81	20%	685	5
Rubber Tired Loader	2	79	40%	685	5
Tractor/Loader/Backhoe	1	84	40%	710	5
Welders	1	74	40%	710	5
Excavator	1	81	40%	710	5
	19				

Receptor: ***R05***

Results:

1-hour Leq: **62.4**

Source for Ref. Noise Levels: FHWA RCNM, 2006

Project: Radford Studio Center **On-Site Construction**

Construction Phase: ***Mat Foundation***

Equipment

Description	No. of Equip.	Reference Noise Level at 50ft, Lmax	Acoustical Usage Factor	Distance to Receptor, ft	Estimated Noise Shielding, dBA
Pump	1	81	20%	385	5
Cranes (Tower)	1	81	16%	410	5
Pump	1	81	20%	435	5
Cranes (Tower)	1	81	16%	460	5
Pump	1	81	20%	485	5
Pump	1	81	20%	485	5
Pump	1	81	20%	510	5
Pump	1	81	20%	510	5
	8				

Receptor: ***R05***

Results:

1-hour Leq: **58.6**

Source for Ref. Noise Levels: FHWA RCNM, 2006

Project: Radford Studio Center **On-Site Construction**

Construction Phase: ***Mat Foundation at 100 feet away***

Equipment

Description	No. of Equip.	Reference Noise Level at 50ft, Lmax	Acoustical Usage Factor	Distance to Receptor, ft	Estimated Noise Shielding, dBA
Pump	1	81	20%	485	5
Cranes (Tower)	1	81	16%	510	5
Pump	1	81	20%	535	5
Cranes (Tower)	1	81	16%	560	5
Pump	1	81	20%	585	5
Pump	1	81	20%	585	5
Pump	1	81	20%	610	5
Pump	1	81	20%	610	5
	8				

Receptor: ***R05***

Results:

1-hour Leq: **56.9**

Source for Ref. Noise Levels: FHWA RCNM, 2006

Project: Radford Studio Center **On-Site Construction**

Construction Phase: ***Mat Foundation at 200 feet away***

Equipment

Description	No. of Equip.	Reference Noise Level at 50ft, Lmax	Acoustical Usage Factor	Distance to Receptor, ft	Estimated Noise Shielding, dBA
Pump	1	81	20%	585	5
Cranes (Tower)	1	81	16%	610	5
Pump	1	81	20%	635	5
Cranes (Tower)	1	81	16%	660	5
Pump	1	81	20%	685	5
Pump	1	81	20%	685	5
Pump	1	81	20%	710	5
Pump	1	81	20%	710	5
	8				

Receptor: ***R05***

Results:

1-hour Leq: **55.4**

Source for Ref. Noise Levels: FHWA RCNM, 2006

Project: Radford Studio Center **On-Site Construction**

Construction Phase: ***Structure/ Enclosure***

Equipment

Description	No. of Equip.	Reference Noise Level at 50ft, Lmax	Acoustical Usage Factor	Distance to Receptor, ft	Estimated Noise Shielding, dBA
Tractor/Loader/Backhoe	1	84	40%	385	5
Crane (Tower)	1	81	16%	410	5
Crane (Mobile)	1	81	16%	435	5
Forklift	1	75	20%	460	5
Other Equipment	1	85	50%	485	5
Aerial Lift (Electric)	1	75	20%	485	5
Welder	1	74	40%	510	5
Pump	1	81	20%	510	5
Rough Terrain Forklift	1	75	20%	535	5
Crane (Tower)	1	81	16%	535	5
Crane (Mobile)	1	81	16%	560	5
Forklift	3	75	20%	560	5
Other Equipment	3	85	50%	585	5
Aerial Lift (Electric)	9	75	20%	585	5
Welder	1	74	40%	585	5
Pump	1	81	20%	610	5
Rough Terrain Forklift	3	75	20%	610	5
Crane (Mobile)	1	81	16%	610	5
	32				

Receptor: ***R05***

Results:

1-hour Leq: **64.7**

Source for Ref. Noise Levels: FHWA RCNM, 2006

Project: Radford Studio Center **On-Site Construction**

Construction Phase: ***Structure/ Enclosure at 100 feet away***

Equipment

Description	No. of Equip.	Reference Noise Level at 50ft, Lmax	Acoustical Usage Factor	Distance to Receptor, ft	Estimated Noise Shielding, dBA
Tractor/Loader/Backhoe	1	84	40%	485	5
Crane (Tower)	1	81	16%	510	5
Crane (Mobile)	1	81	16%	535	5
Forklift	1	75	20%	560	5
Other Equipment	1	85	50%	585	5
Aerial Lift (Electric)	1	75	20%	585	5
Welder	1	74	40%	610	5
Pump	1	81	20%	610	5
Rough Terrain Forklift	1	75	20%	635	5
Crane (Tower)	1	81	16%	635	5
Crane (Mobile)	1	81	16%	660	5
Forklift	3	75	20%	660	5
Other Equipment	3	85	50%	685	5
Aerial Lift (Electric)	9	75	20%	685	5
Welder	1	74	40%	685	5
Pump	1	81	20%	710	5
Rough Terrain Forklift	3	75	20%	710	5
Crane (Mobile)	1	81	16%	710	5
	32				

Receptor: ***R05***

Results:

1-hour Leq: 63.1

Source for Ref. Noise Levels: FHWA RCNM, 2006

Project: Radford Studio Center **On-Site Construction**

Construction Phase: ***Structure/ Enclosure at 200 feet away***

Equipment

Description	No. of Equip.	Reference Noise Level at 50ft, Lmax	Acoustical Usage Factor	Distance to Receptor, ft	Estimated Noise Shielding, dBA
Tractor/Loader/Backhoe	1	84	40%	585	5
Crane (Tower)	1	81	16%	610	5
Crane (Mobile)	1	81	16%	635	5
Forklift	1	75	20%	660	5
Other Equipment	1	85	50%	685	5
Aerial Lift (Electric)	1	75	20%	685	5
Welder	1	74	40%	710	5
Pump	1	81	20%	710	5
Rough Terrain Forklift	1	75	20%	735	5
Crane (Tower)	1	81	16%	735	5
Crane (Mobile)	1	81	16%	760	5
Forklift	3	75	20%	760	5
Other Equipment	3	85	50%	785	5
Aerial Lift (Electric)	9	75	20%	785	5
Welder	1	74	40%	785	5
Pump	1	81	20%	810	5
Rough Terrain Forklift	3	75	20%	810	5
Crane (Mobile)	1	81	16%	810	5
	32				

Receptor: ***R05***

Results:

1-hour Leq: **61.8**

Source for Ref. Noise Levels: FHWA RCNM, 2006

Project: Radford Studio Center **On-Site Construction**

Construction Phase: ***Architectural Coatings/ Finishes***

Equipment

Description	No. of Equip.	Reference Noise Level at 50ft, Lmax	Acoustical Usage Factor	Distance to Receptor, ft	Estimated Noise Shielding, dBA
Pump	1	81	20%	385	5
Aerial Lift (Electric)	1	75	20%	410	5
Crane (Tower)	1	81	16%	435	5
Crane (Mobile)	1	81	16%	460	5
Forklift	1	75	20%	485	5
Rough Terrain Forkllift	1	75	20%	485	5
Air Compressor	1	78	40%	510	5
Pump	1	81	20%	510	5
Aerial Lift (Electric)	1	75	20%	535	5
Crane (Tower)	1	81	16%	535	5
Crane (Mobile)	1	81	16%	560	5
Forklift	1	75	20%	560	5
Rough Terrain Forkllift	1	75	20%	585	5
Air Compressor	5	78	40%	585	5
Aerial Lift (Electric)	8	75	20%	585	5
Crane (Mobile)	1	81	16%	610	5
Forklift	2	75	20%	610	5
Rough Terrain Forkllift	2	75	20%	610	5
	31				

Receptor: ***R05***

Results:

1-hour Leq: **60.7**

Source for Ref. Noise Levels: FHWA RCNM, 2006

Project: Radford Studio Center **On-Site Construction**

Construction Phase: ***Architectural Coatings/Finishes at 100 feet away***

Equipment

Description	No. of Equip.	Reference Noise Level at 50ft, Lmax	Acoustical Usage Factor	Distance to Receptor, ft	Estimated Noise Shielding, dBA
Pump	1	81	20%	485	5
Aerial Lift (Electric)	1	75	20%	510	5
Crane (Tower)	1	81	16%	535	5
Crane (Mobile)	1	81	16%	560	5
Forklift	1	75	20%	585	5
Rough Terrain Forkllift	1	75	20%	585	5
Air Compressor	1	78	40%	610	5
Pump	1	81	20%	610	5
Aerial Lift (Electric)	1	75	20%	635	5
Crane (Tower)	1	81	16%	635	5
Crane (Mobile)	1	81	16%	660	5
Forklift	1	75	20%	660	5
Rough Terrain Forkllift	1	75	20%	685	5
Air Compressor	5	78	40%	685	5
Aerial Lift (Electric)	8	75	20%	685	5
Crane (Mobile)	1	81	16%	710	5
Forklift	2	75	20%	710	5
Rough Terrain Forkllift	2	75	20%	710	5
	31				

Receptor: ***R05***

Results:

1-hour Leq: **59.2**

Source for Ref. Noise Levels: FHWA RCNM, 2006

Project: Radford Studio Center **On-Site Construction**

Construction Phase: ***Architectural Coatings/Finishes at 200 feet away***

Equipment

Description	No. of Equip.	Reference Noise Level at 50ft, Lmax	Acoustical Usage Factor	Distance to Receptor, ft	Estimated Noise Shielding, dBA
Pump	1	81	20%	585	5
Aerial Lift (Electric)	1	75	20%	610	5
Crane (Tower)	1	81	16%	635	5
Crane (Mobile)	1	81	16%	660	5
Forklift	1	75	20%	685	5
Rough Terrain Forkllift	1	75	20%	685	5
Air Compressor	1	78	40%	710	5
Pump	1	81	20%	710	5
Aerial Lift (Electric)	1	75	20%	735	5
Crane (Tower)	1	81	16%	735	5
Crane (Mobile)	1	81	16%	760	5
Forklift	1	75	20%	760	5
Rough Terrain Forkllift	1	75	20%	785	5
Air Compressor	5	78	40%	785	5
Aerial Lift (Electric)	8	75	20%	785	5
Crane (Mobile)	1	81	16%	810	5
Forklift	2	75	20%	810	5
Rough Terrain Forkllift	2	75	20%	810	5
	31				

Receptor: ***R05***

Results:

1-hour Leq: **57.9**

Source for Ref. Noise Levels: FHWA RCNM, 2006

Project: Radford Studio Center **On-Site Construction**

Construction Phase: ***Paving/ Landscaping***

Equipment

Description	No. of Equip.	Reference Noise Level at 50ft, Lmax	Acoustical Usage Factor	Distance to Receptor, ft	Estimated Noise Shielding, dBA
Tractor/Loader/Backhoe	1	84	40%	385	5
Paving Equipment	1	77	50%	410	5
Signal Boards	1	73	50%	435	5
Skid Steer Loaders	1	79	40%	460	5
Rollers	1	80	20%	485	5
Tractor/Loader/Backhoe	1	84	40%	485	5
Skid Steer Loaders	1	79	40%	510	5
	7				

Receptor: ***R05***

Results:

1-hour Leq: **61.2**

Source for Ref. Noise Levels: FHWA RCNM, 2006

Project: Radford Studio Center **On-Site Construction**

Construction Phase: ***Paving/ Landscaping at 100 feet away***

Equipment

Description	No. of Equip.	Reference Noise Level at 50ft, Lmax	Acoustical Usage Factor	Distance to Receptor, ft	Estimated Noise Shielding, dBA
Tractor/Loader/Backhoe	1	84	40%	485	5
Paving Equipment	1	77	50%	510	5
Signal Boards	1	73	50%	535	5
Skid Steer Loaders	1	79	40%	560	5
Rollers	1	80	20%	585	5
Tractor/Loader/Backhoe	1	84	40%	585	5
Skid Steer Loaders	1	79	40%	610	5
	7				

Receptor: ***R05***

Results:

1-hour Leq: **59.4**

Source for Ref. Noise Levels: FHWA RCNM, 2006

Project: Radford Studio Center **On-Site Construction**

Construction Phase: ***Haul Trucks Staging***

Equipment

Description	No. of Equip.	Reference Noise Level at 50ft, Lmax	Acoustical Usage Factor	Distance to Receptor, ft	Estimated Noise Shielding, dBA
North Staging Area	1	76	40%	2285	10
North Staging Area	1	76	40%	2295	10
North Staging Area	1	76	40%	2305	10
North Staging Area	1	76	40%	2315	10
North Staging Area	1	76	40%	2325	10
North Staging Area	1	76	40%	2335	10
North Staging Area	1	76	40%	2345	10
North Staging Area	1	76	40%	2355	10
South Staging Area	1	76	40%	438	10
South Staging Area	1	76	40%	448	10
South Staging Area	1	76	40%	458	10
South Staging Area	1	76	40%	468	10
South Staging Area	1	76	40%	478	10
South Staging Area	1	76	40%	488	10
South Staging Area	1	76	40%	498	10
South Staging Area	1	76	40%	508	10
	16				

Receptor: ***R05***

Results:

1-hour Leq: **51.7**

Source for Ref. Noise Levels: FHWA RCNM, 2006

Project: Radford Studio Center **On-Site Construction**

Construction Phase: ***Dewatering Pumps***

Equipment

Description	No. of Equip.	Reference Noise Level at 50ft, Lmax	Acoustical Usage Factor	Distance to Receptor, ft	Estimated Noise Shielding, dBA
Dewatering Pump	1	61.4	100%	385	5
Dewatering Pump	1	61.4	100%	410	5
Dewatering Pump	1	61.4	100%	435	5
Dewatering Pump	1	61.4	100%	435	5
Dewatering Pump	1	61.4	100%	460	5
	5				

Receptor: ***R05***

Results:

1-hour Leq: **44.9**

Source for Ref. Noise Levels: FHWA RCNM, 2006

Project: Radford Studio Center **Off-Site Construction**

Construction Phase: ***Off-Site - Radford Ave. & Alley (Utilities/ Trenching)***

Equipment

Description	No. of Equip.	Reference Noise Level at 50ft, Lmax	Acoustical Usage Factor	Distance to Receptor, ft	Estimated Noise Shielding, dBA
Grader	1	85	40%	355	10
Rubber Tired Loader	1	79	40%	355	10
Tractors/Loaders/Backhoes	1	84	40%	380	10
Trencher	1	82	50%	380	10
	4				

Receptor: ***R05***

Results:

1-hour Leq: **58.0**

Source for Ref. Noise Levels: FHWA RCNM, 2006

Project: Radford Studio Center **Off-Site Construction**

Construction Phase: ***Off-Site - Radford Ave., Carpenter Ave., and Colfax Ave. (Paving)***

Equipment

Description	No. of Equip.	Reference Noise Level at 50ft, Lmax	Acoustical Usage Factor	Distance to Receptor, ft	Estimated Noise Shielding, dBA
Rollers	1	80	20%	110	0
Paving Equipment	1	77	50%	110	0
Rollers	1	80	20%	135	0
Paving Equipment	1	77	50%	135	0
Rollers	1	80	20%	160	0
Rollers	1	80	20%	160	0
	6				

Receptor: ***R05***

Results:

1-hour Leq: **72.9**

Source for Ref. Noise Levels: FHWA RCNM, 2006

Project: Radford Studio Center **Off-Site Construction**

Construction Phase: ***Off-Site - Radford Mobility Connector (Moorpark Bridge)***

Equipment

Description	No. of Equip.	Reference Noise Level at 50ft, Lmax	Acoustical Usage Factor	Distance to Receptor, ft	Estimated Noise Shielding, dBA
Tractors/Loaders/Backhoes	1	84	40%	2645	10
Trencher	1	82	50%	2645	10
Crane (Mobile)	1	81	16%	2670	10
Rubber Tired Loader	1	79	40%	2670	10
Tractors/Loaders/Backhoes	1	84	40%	2695	10
Trencher	1	82	50%	2695	10
Crane (Mobile)	1	81	16%	2720	10
Rubber Tired Loader	1	79	40%	2720	10
	8				

Receptor: ***R05***

Results:

1-hour Leq: **42.1**

Source for Ref. Noise Levels: FHWA RCNM, 2006

Project: Radford Studio Center **Off-Site Construction**

Construction Phase: ***Off-Site - LADWP Water Line Upgrades***

Equipment

Description	No. of Equip.	Reference Noise Level at 50ft, Lmax	Acoustical Usage Factor	Distance to Receptor, ft	Estimated Noise Shielding, dBA
Jackhammer	1	89	20%	735	0
Compressor	1	78	40%	735	0
Backhoe	1	78	40%	760	0
Dump Truck	1	76	40%	760	0
Concrete Truck	1	79	40%	785	0
	5				

Receptor: ***R05***

Results:

1-hour Leq: **60.6**

Source for Ref. Noise Levels: FHWA RCNM, 2006

Project: Radford Studio Center **On-Site Construction**

Construction Phase: ***Demolition***

Equipment

Description	No. of Equip.	Reference Noise Level at 50ft, Lmax	Acoustical Usage Factor	Distance to Receptor, ft	Estimated Noise Shielding, dBA
Tractors/Loaders/Backhoes	1	84	40%	810	10
Water Truck	1	82	10%	835	10
Excavator	1	81	40%	860	10
Air Compressor	1	78	40%	885	10
Tractors/Loaders/Backhoes	1	84	40%	910	10
Excavator	1	81	40%	910	10
Tractors/Loaders/Backhoes	1	84	40%	935	10
Excavator	1	81	40%	935	10
	8				

Receptor: ***R06***

Results:

1-hour Leq: **52.0**

Source for Ref. Noise Levels: FHWA RCNM, 2006

Project: Radford Studio Center **On-Site Construction**

Construction Phase: ***Grading/ Excavation***

Equipment

Description	No. of Equip.	Reference Noise Level at 50ft, Lmax	Acoustical Usage Factor	Distance to Receptor, ft	Estimated Noise Shielding, dBA
Bore/Drill Rig	1	84	20%	810	10
Cranes (Mobile)	1	81	16%	835	10
Excavator	1	81	40%	860	10
Grader	1	85	40%	885	10
Water Truck	1	82	10%	910	10
Pump	1	81	20%	910	10
Rubber Tired Loader	1	79	40%	935	10
Tractor/Loader/Backhoe	1	84	40%	935	10
Welders	1	74	40%	960	10
Bore/Drill Rig	1	84	20%	960	10
Cranes (Mobile)	1	81	16%	985	10
Excavator	1	81	40%	985	10
Water Truck	1	82	10%	1010	10
Pump	1	81	20%	1010	10
Rubber Tired Loader	2	79	40%	1010	10
Tractor/Loader/Backhoe	1	84	40%	1035	10
Welders	1	74	40%	1035	10
Excavator	1	81	40%	1035	10
	19				

Receptor: ***R06***

Results:

1-hour Leq: **53.6**

Source for Ref. Noise Levels: FHWA RCNM, 2006

Project: Radford Studio Center **On-Site Construction**

Construction Phase: ***Grading/ Excavation at 100 feet away***

Equipment

Description	No. of Equip.	Reference Noise Level at 50ft, Lmax	Acoustical Usage Factor	Distance to Receptor, ft	Estimated Noise Shielding, dBA
Bore/Drill Rig	1	84	20%	910	10
Cranes (Mobile)	1	81	16%	935	10
Excavator	1	81	40%	960	10
Grader	1	85	40%	985	10
Water Truck	1	82	10%	1010	10
Pump	1	81	20%	1010	10
Rubber Tired Loader	1	79	40%	1035	10
Tractor/Loader/Backhoe	1	84	40%	1035	10
Welders	1	74	40%	1060	10
Bore/Drill Rig	1	84	20%	1060	10
Cranes (Mobile)	1	81	16%	1085	10
Excavator	1	81	40%	1085	10
Water Truck	1	82	10%	1110	10
Pump	1	81	20%	1110	10
Rubber Tired Loader	2	79	40%	1110	10
Tractor/Loader/Backhoe	1	84	40%	1135	10
Welders	1	74	40%	1135	10
Excavator	1	81	40%	1135	10
	19				

Receptor: ***R06***

Results:

1-hour Leq: **52.8**

Source for Ref. Noise Levels: FHWA RCNM, 2006

Project: Radford Studio Center **On-Site Construction**

Construction Phase: ***Mat Foundation***

Equipment

Description	No. of Equip.	Reference Noise Level at 50ft, Lmax	Acoustical Usage Factor	Distance to Receptor, ft	Estimated Noise Shielding, dBA
Pump	1	81	20%	810	10
Cranes (Tower)	1	81	16%	835	10
Pump	1	81	20%	860	10
Cranes (Tower)	1	81	16%	885	10
Pump	1	81	20%	910	10
Pump	1	81	20%	910	10
Pump	1	81	20%	935	10
Pump	1	81	20%	935	10
	8				

Receptor: ***R06***

Results:

1-hour Leq: **47.9**

Source for Ref. Noise Levels: FHWA RCNM, 2006

Project: Radford Studio Center **On-Site Construction**

Construction Phase: ***Mat Foundation at 100 feet away***

Equipment

Description	No. of Equip.	Reference Noise Level at 50ft, Lmax	Acoustical Usage Factor	Distance to Receptor, ft	Estimated Noise Shielding, dBA
Pump	1	81	20%	910	10
Cranes (Tower)	1	81	16%	935	10
Pump	1	81	20%	960	10
Cranes (Tower)	1	81	16%	985	10
Pump	1	81	20%	1010	10
Pump	1	81	20%	1010	10
Pump	1	81	20%	1035	10
Pump	1	81	20%	1035	10
	8				

Receptor: ***R06***

Results:

1-hour Leq: 46.9

Source for Ref. Noise Levels: FHWA RCNM, 2006

Project: Radford Studio Center **On-Site Construction**

Construction Phase: ***Mat Foundation at 200 feet away***

Equipment

Description	No. of Equip.	Reference Noise Level at 50ft, Lmax	Acoustical Usage Factor	Distance to Receptor, ft	Estimated Noise Shielding, dBA
Pump	1	81	20%	1010	10
Cranes (Tower)	1	81	16%	1035	10
Pump	1	81	20%	1060	10
Cranes (Tower)	1	81	16%	1085	10
Pump	1	81	20%	1110	10
Pump	1	81	20%	1110	10
Pump	1	81	20%	1135	10
Pump	1	81	20%	1135	10
	8				

Receptor: ***R06***

Results:

1-hour Leq: **46.1**

Source for Ref. Noise Levels: FHWA RCNM, 2006

Project: Radford Studio Center **On-Site Construction**

Construction Phase: ***Structure/ Enclosure***

Equipment

Description	No. of Equip.	Reference Noise Level at 50ft, Lmax	Acoustical Usage Factor	Distance to Receptor, ft	Estimated Noise Shielding, dBA
Tractor/Loader/Backhoe	1	84	40%	810	10
Crane (Tower)	1	81	16%	835	10
Crane (Mobile)	1	81	16%	860	10
Forklift	1	75	20%	885	10
Other Equipment	1	85	50%	910	10
Aerial Lift (Electric)	1	75	20%	910	10
Welder	1	74	40%	935	10
Pump	1	81	20%	935	10
Rough Terrain Forklift	1	75	20%	960	10
Crane (Tower)	1	81	16%	960	10
Crane (Mobile)	1	81	16%	985	10
Forklift	3	75	20%	985	10
Other Equipment	3	85	50%	1010	10
Aerial Lift (Electric)	9	75	20%	1010	10
Welder	1	74	40%	1010	10
Pump	1	81	20%	1035	10
Rough Terrain Forklift	3	75	20%	1035	10
Crane (Mobile)	1	81	16%	1035	10
	32				

Receptor: ***R06***

Results:

1-hour Leq: **54.5**

Source for Ref. Noise Levels: FHWA RCNM, 2006

Project: Radford Studio Center **On-Site Construction**

Construction Phase: ***Structure/ Enclosure at 100 feet away***

Equipment

Description	No. of Equip.	Reference Noise Level at 50ft, Lmax	Acoustical Usage Factor	Distance to Receptor, ft	Estimated Noise Shielding, dBA
Tractor/Loader/Backhoe	1	84	40%	910	10
Crane (Tower)	1	81	16%	935	10
Crane (Mobile)	1	81	16%	960	10
Forklift	1	75	20%	985	10
Other Equipment	1	85	50%	1010	10
Aerial Lift (Electric)	1	75	20%	1010	10
Welder	1	74	40%	1035	10
Pump	1	81	20%	1035	10
Rough Terrain Forklift	1	75	20%	1060	10
Crane (Tower)	1	81	16%	1060	10
Crane (Mobile)	1	81	16%	1085	10
Forklift	3	75	20%	1085	10
Other Equipment	3	85	50%	1110	10
Aerial Lift (Electric)	9	75	20%	1110	10
Welder	1	74	40%	1110	10
Pump	1	81	20%	1135	10
Rough Terrain Forklift	3	75	20%	1135	10
Crane (Mobile)	1	81	16%	1135	10
	32				

Receptor: ***R06***

Results:

1-hour Leq: **53.6**

Source for Ref. Noise Levels: FHWA RCNM, 2006

Project: Radford Studio Center **On-Site Construction**

Construction Phase: ***Structure/ Enclosure at 200 feet away***

Equipment

Description	No. of Equip.	Reference Noise Level at 50ft, Lmax	Acoustical Usage Factor	Distance to Receptor, ft	Estimated Noise Shielding, dBA
Tractor/Loader/Backhoe	1	84	40%	1010	10
Crane (Tower)	1	81	16%	1035	10
Crane (Mobile)	1	81	16%	1060	10
Forklift	1	75	20%	1085	10
Other Equipment	1	85	50%	1110	10
Aerial Lift (Electric)	1	75	20%	1110	10
Welder	1	74	40%	1135	10
Pump	1	81	20%	1135	10
Rough Terrain Forklift	1	75	20%	1160	10
Crane (Tower)	1	81	16%	1160	10
Crane (Mobile)	1	81	16%	1185	10
Forklift	3	75	20%	1185	10
Other Equipment	3	85	50%	1210	10
Aerial Lift (Electric)	9	75	20%	1210	10
Welder	1	74	40%	1210	10
Pump	1	81	20%	1235	10
Rough Terrain Forklift	3	75	20%	1235	10
Crane (Mobile)	1	81	16%	1235	10
	32				

Receptor: ***R06***

Results:

1-hour Leq: **52.8**

Source for Ref. Noise Levels: FHWA RCNM, 2006

Project: Radford Studio Center **On-Site Construction**

Construction Phase: ***Architectural Coatings/ Finishes***

Equipment

Description	No. of Equip.	Reference Noise Level at 50ft, Lmax	Acoustical Usage Factor	Distance to Receptor, ft	Estimated Noise Shielding, dBA
Pump	1	81	20%	810	10
Aerial Lift (Electric)	1	75	20%	835	10
Crane (Tower)	1	81	16%	860	10
Crane (Mobile)	1	81	16%	885	10
Forklift	1	75	20%	910	10
Rough Terrain Forkllift	1	75	20%	910	10
Air Compressor	1	78	40%	935	10
Pump	1	81	20%	935	10
Aerial Lift (Electric)	1	75	20%	960	10
Crane (Tower)	1	81	16%	960	10
Crane (Mobile)	1	81	16%	985	10
Forklift	1	75	20%	985	10
Rough Terrain Forkllift	1	75	20%	1010	10
Air Compressor	5	78	40%	1010	10
Aerial Lift (Electric)	8	75	20%	1010	10
Crane (Mobile)	1	81	16%	1035	10
Forklift	2	75	20%	1035	10
Rough Terrain Forkllift	2	75	20%	1035	10
	31				

Receptor: ***R06***

Results:

1-hour Leq: **50.5**

Source for Ref. Noise Levels: FHWA RCNM, 2006

Project: Radford Studio Center **On-Site Construction**

Construction Phase: ***Architectural Coatings/Finishes at 100 feet away***

Equipment

Description	No. of Equip.	Reference Noise Level at 50ft, Lmax	Acoustical Usage Factor	Distance to Receptor, ft	Estimated Noise Shielding, dBA
Pump	1	81	20%	910	10
Aerial Lift (Electric)	1	75	20%	935	10
Crane (Tower)	1	81	16%	960	10
Crane (Mobile)	1	81	16%	985	10
Forklift	1	75	20%	1010	10
Rough Terrain Forkllift	1	75	20%	1010	10
Air Compressor	1	78	40%	1035	10
Pump	1	81	20%	1035	10
Aerial Lift (Electric)	1	75	20%	1060	10
Crane (Tower)	1	81	16%	1060	10
Crane (Mobile)	1	81	16%	1085	10
Forklift	1	75	20%	1085	10
Rough Terrain Forkllift	1	75	20%	1110	10
Air Compressor	5	78	40%	1110	10
Aerial Lift (Electric)	8	75	20%	1110	10
Crane (Mobile)	1	81	16%	1135	10
Forklift	2	75	20%	1135	10
Rough Terrain Forkllift	2	75	20%	1135	10
	31				

Receptor: ***R06***

Results:

1-hour Leq: **49.7**

Source for Ref. Noise Levels: FHWA RCNM, 2006

Project: Radford Studio Center **On-Site Construction**

Construction Phase: ***Architectural Coatings/Finishes at 200 feet away***

Equipment

Description	No. of Equip.	Reference Noise Level at 50ft, Lmax	Acoustical Usage Factor	Distance to Receptor, ft	Estimated Noise Shielding, dBA
Pump	1	81	20%	1010	10
Aerial Lift (Electric)	1	75	20%	1035	10
Crane (Tower)	1	81	16%	1060	10
Crane (Mobile)	1	81	16%	1085	10
Forklift	1	75	20%	1110	10
Rough Terrain Forkllift	1	75	20%	1110	10
Air Compressor	1	78	40%	1135	10
Pump	1	81	20%	1135	10
Aerial Lift (Electric)	1	75	20%	1160	10
Crane (Tower)	1	81	16%	1160	10
Crane (Mobile)	1	81	16%	1185	10
Forklift	1	75	20%	1185	10
Rough Terrain Forkllift	1	75	20%	1210	10
Air Compressor	5	78	40%	1210	10
Aerial Lift (Electric)	8	75	20%	1210	10
Crane (Mobile)	1	81	16%	1235	10
Forklift	2	75	20%	1235	10
Rough Terrain Forkllift	2	75	20%	1235	10
	31				

Receptor: ***R06***

Results:

1-hour Leq: **48.9**

Source for Ref. Noise Levels: FHWA RCNM, 2006

Project: Radford Studio Center **On-Site Construction**

Construction Phase: ***Paving/ Landscaping***

Equipment

Description	No. of Equip.	Reference Noise Level at 50ft, Lmax	Acoustical Usage Factor	Distance to Receptor, ft	Estimated Noise Shielding, dBA
Tractor/Loader/Backhoe	1	84	40%	810	10
Paving Equipment	1	77	50%	835	10
Signal Boards	1	73	50%	860	10
Skid Steer Loaders	1	79	40%	885	10
Rollers	1	80	20%	910	10
Tractor/Loader/Backhoe	1	84	40%	910	10
Skid Steer Loaders	1	79	40%	935	10
	7				

Receptor: ***R06***

Results:

1-hour Leq: **50.3**

Source for Ref. Noise Levels: FHWA RCNM, 2006

Project: Radford Studio Center **On-Site Construction**

Construction Phase: ***Paving/ Landscaping at 100 feet away***

Equipment

Description	No. of Equip.	Reference Noise Level at 50ft, Lmax	Acoustical Usage Factor	Distance to Receptor, ft	Estimated Noise Shielding, dBA
Tractor/Loader/Backhoe	1	84	40%	910	10
Paving Equipment	1	77	50%	935	10
Signal Boards	1	73	50%	960	10
Skid Steer Loaders	1	79	40%	985	10
Rollers	1	80	20%	1010	10
Tractor/Loader/Backhoe	1	84	40%	1010	10
Skid Steer Loaders	1	79	40%	1035	10
	7				

Receptor: ***R06***

Results:

1-hour Leq: **49.3**

Source for Ref. Noise Levels: FHWA RCNM, 2006

Project: Radford Studio Center **On-Site Construction**

Construction Phase: ***Haul Trucks Staging***

Equipment

Description	No. of Equip.	Reference Noise Level at 50ft, Lmax	Acoustical Usage Factor	Distance to Receptor, ft	Estimated Noise Shielding, dBA
North Staging Area	1	76	40%	2656	10
North Staging Area	1	76	40%	2666	10
North Staging Area	1	76	40%	2676	10
North Staging Area	1	76	40%	2686	10
North Staging Area	1	76	40%	2696	10
North Staging Area	1	76	40%	2706	10
North Staging Area	1	76	40%	2716	10
North Staging Area	1	76	40%	2726	10
South Staging Area	1	76	40%	854	10
South Staging Area	1	76	40%	864	10
South Staging Area	1	76	40%	874	10
South Staging Area	1	76	40%	884	10
South Staging Area	1	76	40%	894	10
South Staging Area	1	76	40%	904	10
South Staging Area	1	76	40%	914	10
South Staging Area	1	76	40%	924	10
	16				

Receptor: ***R06***

Results:

1-hour Leq: **46.5**

Source for Ref. Noise Levels: FHWA RCNM, 2006

Project: Radford Studio Center **On-Site Construction**

Construction Phase: ***Dewatering Pumps***

Equipment

Description	No. of Equip.	Reference Noise Level at 50ft, Lmax	Acoustical Usage Factor	Distance to Receptor, ft	Estimated Noise Shielding, dBA
Dewatering Pump	1	61.4	100%	810	10
Dewatering Pump	1	61.4	100%	835	10
Dewatering Pump	1	61.4	100%	860	10
Dewatering Pump	1	61.4	100%	860	10
Dewatering Pump	1	61.4	100%	885	10
	5				

Receptor: ***R06***

Results:

1-hour Leq: **33.8**

Source for Ref. Noise Levels: FHWA RCNM, 2006

Project: Radford Studio Center **Off-Site Construction**

Construction Phase: ***Off-Site - Radford Ave. & Alley (Utilities/ Trenching)***

Equipment

Description	No. of Equip.	Reference Noise Level at 50ft, Lmax	Acoustical Usage Factor	Distance to Receptor, ft	Estimated Noise Shielding, dBA
Grader	1	85	40%	780	5
Rubber Tired Loader	1	79	40%	780	5
Tractors/Loaders/Backhoes	1	84	40%	805	5
Trencher	1	82	50%	805	5
	4				

Receptor: ***R06***

Results:

1-hour Leq: **56.3**

Source for Ref. Noise Levels: FHWA RCNM, 2006

Project: Radford Studio Center **Off-Site Construction**

Construction Phase: ***Off-Site - Radford Ave., Carpenter Ave., and Colfax Ave. (Paving)***

Equipment

Description	No. of Equip.	Reference Noise Level at 50ft, Lmax	Acoustical Usage Factor	Distance to Receptor, ft	Estimated Noise Shielding, dBA
Rollers	1	80	20%	535	0
Paving Equipment	1	77	50%	535	0
Rollers	1	80	20%	560	0
Paving Equipment	1	77	50%	560	0
Rollers	1	80	20%	585	0
Rollers	1	80	20%	585	0
	6				

Receptor: ***R06***

Results:

1-hour Leq: **60.2**

Source for Ref. Noise Levels: FHWA RCNM, 2006

Project: Radford Studio Center **Off-Site Construction**

Construction Phase: ***Off-Site - Radford Mobility Connector (Moorpark Bridge)***

Equipment

Description	No. of Equip.	Reference Noise Level at 50ft, Lmax	Acoustical Usage Factor	Distance to Receptor, ft	Estimated Noise Shielding, dBA
Tractors/Loaders/Backhoes	1	84	40%	3000	10
Trencher	1	82	50%	3000	10
Crane (Mobile)	1	81	16%	3025	10
Rubber Tired Loader	1	79	40%	3025	10
Tractors/Loaders/Backhoes	1	84	40%	3050	10
Trencher	1	82	50%	3050	10
Crane (Mobile)	1	81	16%	3075	10
Rubber Tired Loader	1	79	40%	3075	10
	8				

Receptor: ***R06***

Results:

1-hour Leq: 41.0

Source for Ref. Noise Levels: FHWA RCNM, 2006

Project: Radford Studio Center **Off-Site Construction**

Construction Phase: ***Off-Site - LADWP Water Line Upgrades***

Equipment

Description	No. of Equip.	Reference Noise Level at 50ft, Lmax	Acoustical Usage Factor	Distance to Receptor, ft	Estimated Noise Shielding, dBA
Jackhammer	1	89	20%	750	0
Compressor	1	78	40%	750	0
Backhoe	1	78	40%	775	0
Dump Truck	1	76	40%	775	0
Concrete Truck	1	79	40%	800	0
	5				

Receptor: ***R06***

Results:

1-hour Leq: **60.5**

Source for Ref. Noise Levels: FHWA RCNM, 2006

Project: Radford Studio Center **On-Site Construction**

Construction Phase: ***Demolition***

Equipment

Description	No. of Equip.	Reference Noise Level at 50ft, Lmax	Acoustical Usage Factor	Distance to Receptor, ft	Estimated Noise Shielding, dBA
Tractors/Loaders/Backhoes	1	84	40%	500	0
Water Truck	1	82	10%	525	0
Excavator	1	81	40%	550	0
Air Compressor	1	78	40%	575	0
Tractors/Loaders/Backhoes	1	84	40%	600	0
Excavator	1	81	40%	600	0
Tractors/Loaders/Backhoes	1	84	40%	625	0
Excavator	1	81	40%	625	0
	8				

Receptor: ***R07***

Results:

1-hour Leq: **65.8**

Source for Ref. Noise Levels: FHWA RCNM, 2006

Project: Radford Studio Center **On-Site Construction**

Construction Phase: ***Grading/ Excavation***

Equipment

Description	No. of Equip.	Reference Noise Level at 50ft, Lmax	Acoustical Usage Factor	Distance to Receptor, ft	Estimated Noise Shielding, dBA
Bore/Drill Rig	1	84	20%	500	0
Cranes (Mobile)	1	81	16%	525	0
Excavator	1	81	40%	550	0
Grader	1	85	40%	575	0
Water Truck	1	82	10%	600	0
Pump	1	81	20%	600	0
Rubber Tired Loader	1	79	40%	625	0
Tractor/Loader/Backhoe	1	84	40%	625	0
Welders	1	74	40%	650	0
Bore/Drill Rig	1	84	20%	650	0
Cranes (Mobile)	1	81	16%	675	0
Excavator	1	81	40%	675	0
Water Truck	1	82	10%	700	0
Pump	1	81	20%	700	0
Rubber Tired Loader	2	79	40%	700	0
Tractor/Loader/Backhoe	1	84	40%	725	0
Welders	1	74	40%	725	0
Excavator	1	81	40%	725	0
	19				

Receptor: ***R07***

Results:

1-hour Leq: 67.2

Source for Ref. Noise Levels: FHWA RCNM, 2006

Project: Radford Studio Center **On-Site Construction**

Construction Phase: ***Grading/ Excavation at 100 feet away***

Equipment

Description	No. of Equip.	Reference Noise Level at 50ft, Lmax	Acoustical Usage Factor	Distance to Receptor, ft	Estimated Noise Shielding, dBA
Bore/Drill Rig	1	84	20%	600	0
Cranes (Mobile)	1	81	16%	625	0
Excavator	1	81	40%	650	0
Grader	1	85	40%	675	0
Water Truck	1	82	10%	700	0
Pump	1	81	20%	700	0
Rubber Tired Loader	1	79	40%	725	0
Tractor/Loader/Backhoe	1	84	40%	725	0
Welders	1	74	40%	750	0
Bore/Drill Rig	1	84	20%	750	0
Cranes (Mobile)	1	81	16%	775	0
Excavator	1	81	40%	775	0
Water Truck	1	82	10%	800	0
Pump	1	81	20%	800	0
Rubber Tired Loader	2	79	40%	800	0
Tractor/Loader/Backhoe	1	84	40%	825	0
Welders	1	74	40%	825	0
Excavator	1	81	40%	825	0
	19				

Receptor: ***R07***

Results:

1-hour Leq: 65.9

Source for Ref. Noise Levels: FHWA RCNM, 2006

Project: Radford Studio Center **On-Site Construction**

Construction Phase: ***Mat Foundation***

Equipment

Description	No. of Equip.	Reference Noise Level at 50ft, Lmax	Acoustical Usage Factor	Distance to Receptor, ft	Estimated Noise Shielding, dBA
Pump	1	81	20%	500	0
Cranes (Tower)	1	81	16%	525	0
Pump	1	81	20%	550	0
Cranes (Tower)	1	81	16%	575	0
Pump	1	81	20%	600	0
Pump	1	81	20%	600	0
Pump	1	81	20%	625	0
Pump	1	81	20%	625	0
	8				

Receptor: ***R07***

Results:

1-hour Leq: **61.7**

Source for Ref. Noise Levels: FHWA RCNM, 2006

Project: Radford Studio Center **On-Site Construction**

Construction Phase: ***Mat Foundation at 100 feet away***

Equipment

Description	No. of Equip.	Reference Noise Level at 50ft, Lmax	Acoustical Usage Factor	Distance to Receptor, ft	Estimated Noise Shielding, dBA
Pump	1	81	20%	600	0
Cranes (Tower)	1	81	16%	625	0
Pump	1	81	20%	650	0
Cranes (Tower)	1	81	16%	675	0
Pump	1	81	20%	700	0
Pump	1	81	20%	700	0
Pump	1	81	20%	725	0
Pump	1	81	20%	725	0
	8				

Receptor: ***R07***

Results:

1-hour Leq: **60.3**

Source for Ref. Noise Levels: FHWA RCNM, 2006

Project: Radford Studio Center **On-Site Construction**

Construction Phase: ***Mat Foundation at 200 feet away***

Equipment

Description	No. of Equip.	Reference Noise Level at 50ft, Lmax	Acoustical Usage Factor	Distance to Receptor, ft	Estimated Noise Shielding, dBA
Pump	1	81	20%	700	0
Cranes (Tower)	1	81	16%	725	0
Pump	1	81	20%	750	0
Cranes (Tower)	1	81	16%	775	0
Pump	1	81	20%	800	0
Pump	1	81	20%	800	0
Pump	1	81	20%	825	0
Pump	1	81	20%	825	0
	8				

Receptor: ***R07***

Results:

1-hour Leq: **59.0**

Source for Ref. Noise Levels: FHWA RCNM, 2006

Project: Radford Studio Center **On-Site Construction**

Construction Phase: ***Structure/ Enclosure***

Equipment

Description	No. of Equip.	Reference Noise Level at 50ft, Lmax	Acoustical Usage Factor	Distance to Receptor, ft	Estimated Noise Shielding, dBA
Tractor/Loader/Backhoe	1	84	40%	500	0
Crane (Tower)	1	81	16%	525	0
Crane (Mobile)	1	81	16%	550	0
Forklift	1	75	20%	575	0
Other Equipment	1	85	50%	600	0
Aerial Lift (Electric)	1	75	20%	600	0
Welder	1	74	40%	625	0
Pump	1	81	20%	625	0
Rough Terrain Forklift	1	75	20%	650	0
Crane (Tower)	1	81	16%	650	0
Crane (Mobile)	1	81	16%	675	0
Forklift	3	75	20%	675	0
Other Equipment	3	85	50%	700	0
Aerial Lift (Electric)	9	75	20%	700	0
Welder	1	74	40%	700	0
Pump	1	81	20%	725	0
Rough Terrain Forklift	3	75	20%	725	0
Crane (Mobile)	1	81	16%	725	0
	32				

Receptor: ***R07***

Results:

1-hour Leq: **67.9**

Source for Ref. Noise Levels: FHWA RCNM, 2006

Project: Radford Studio Center **On-Site Construction**

Construction Phase: ***Structure/ Enclosure at 100 feet away***

Equipment

Description	No. of Equip.	Reference Noise Level at 50ft, Lmax	Acoustical Usage Factor	Distance to Receptor, ft	Estimated Noise Shielding, dBA
Tractor/Loader/Backhoe	1	84	40%	600	0
Crane (Tower)	1	81	16%	625	0
Crane (Mobile)	1	81	16%	650	0
Forklift	1	75	20%	675	0
Other Equipment	1	85	50%	700	0
Aerial Lift (Electric)	1	75	20%	700	0
Welder	1	74	40%	725	0
Pump	1	81	20%	725	0
Rough Terrain Forklift	1	75	20%	750	0
Crane (Tower)	1	81	16%	750	0
Crane (Mobile)	1	81	16%	775	0
Forklift	3	75	20%	775	0
Other Equipment	3	85	50%	800	0
Aerial Lift (Electric)	9	75	20%	800	0
Welder	1	74	40%	800	0
Pump	1	81	20%	825	0
Rough Terrain Forklift	3	75	20%	825	0
Crane (Mobile)	1	81	16%	825	0
	32				

Receptor: ***R07***

Results:

1-hour Leq: **66.6**

Source for Ref. Noise Levels: FHWA RCNM, 2006

Project: Radford Studio Center **On-Site Construction**

Construction Phase: ***Structure/ Enclosure at 200 feet away***

Equipment

Description	No. of Equip.	Reference Noise Level at 50ft, Lmax	Acoustical Usage Factor	Distance to Receptor, ft	Estimated Noise Shielding, dBA
Tractor/Loader/Backhoe	1	84	40%	700	0
Crane (Tower)	1	81	16%	725	0
Crane (Mobile)	1	81	16%	750	0
Forklift	1	75	20%	775	0
Other Equipment	1	85	50%	800	0
Aerial Lift (Electric)	1	75	20%	800	0
Welder	1	74	40%	825	0
Pump	1	81	20%	825	0
Rough Terrain Forklift	1	75	20%	850	0
Crane (Tower)	1	81	16%	850	0
Crane (Mobile)	1	81	16%	875	0
Forklift	3	75	20%	875	0
Other Equipment	3	85	50%	900	0
Aerial Lift (Electric)	9	75	20%	900	0
Welder	1	74	40%	900	0
Pump	1	81	20%	925	0
Rough Terrain Forklift	3	75	20%	925	0
Crane (Mobile)	1	81	16%	925	0
	32				

Receptor: ***R07***

Results:

1-hour Leq: **65.5**

Source for Ref. Noise Levels: FHWA RCNM, 2006

Project: Radford Studio Center **On-Site Construction**

Construction Phase: ***Architectural Coatings/ Finishes***

Equipment

Description	No. of Equip.	Reference Noise Level at 50ft, Lmax	Acoustical Usage Factor	Distance to Receptor, ft	Estimated Noise Shielding, dBA
Pump	1	81	20%	500	0
Aerial Lift (Electric)	1	75	20%	525	0
Crane (Tower)	1	81	16%	550	0
Crane (Mobile)	1	81	16%	575	0
Forklift	1	75	20%	600	0
Rough Terrain Forkllift	1	75	20%	600	0
Air Compressor	1	78	40%	625	0
Pump	1	81	20%	625	0
Aerial Lift (Electric)	1	75	20%	650	0
Crane (Tower)	1	81	16%	650	0
Crane (Mobile)	1	81	16%	675	0
Forklift	1	75	20%	675	0
Rough Terrain Forkllift	1	75	20%	700	0
Air Compressor	5	78	40%	700	0
Aerial Lift (Electric)	8	75	20%	700	0
Crane (Mobile)	1	81	16%	725	0
Forklift	2	75	20%	725	0
Rough Terrain Forkllift	2	75	20%	725	0
	31				

Receptor: ***R07***

Results:

1-hour Leq: **64.0**

Source for Ref. Noise Levels: FHWA RCNM, 2006

Project: Radford Studio Center **On-Site Construction**

Construction Phase: ***Architectural Coatings/Finishes at 100 feet away***

Equipment

Description	No. of Equip.	Reference Noise Level at 50ft, Lmax	Acoustical Usage Factor	Distance to Receptor, ft	Estimated Noise Shielding, dBA
Pump	1	81	20%	600	0
Aerial Lift (Electric)	1	75	20%	625	0
Crane (Tower)	1	81	16%	650	0
Crane (Mobile)	1	81	16%	675	0
Forklift	1	75	20%	700	0
Rough Terrain Forkllift	1	75	20%	700	0
Air Compressor	1	78	40%	725	0
Pump	1	81	20%	725	0
Aerial Lift (Electric)	1	75	20%	750	0
Crane (Tower)	1	81	16%	750	0
Crane (Mobile)	1	81	16%	775	0
Forklift	1	75	20%	775	0
Rough Terrain Forkllift	1	75	20%	800	0
Air Compressor	5	78	40%	800	0
Aerial Lift (Electric)	8	75	20%	800	0
Crane (Mobile)	1	81	16%	825	0
Forklift	2	75	20%	825	0
Rough Terrain Forkllift	2	75	20%	825	0
	31				

Receptor: ***R07***

Results:

1-hour Leq: **62.7**

Source for Ref. Noise Levels: FHWA RCNM, 2006

Project: Radford Studio Center **On-Site Construction**

Construction Phase: ***Architectural Coatings/Finishes at 200 feet away***

Equipment

Description	No. of Equip.	Reference Noise Level at 50ft, Lmax	Acoustical Usage Factor	Distance to Receptor, ft	Estimated Noise Shielding, dBA
Pump	1	81	20%	700	0
Aerial Lift (Electric)	1	75	20%	725	0
Crane (Tower)	1	81	16%	750	0
Crane (Mobile)	1	81	16%	775	0
Forklift	1	75	20%	800	0
Rough Terrain Forkllift	1	75	20%	800	0
Air Compressor	1	78	40%	825	0
Pump	1	81	20%	825	0
Aerial Lift (Electric)	1	75	20%	850	0
Crane (Tower)	1	81	16%	850	0
Crane (Mobile)	1	81	16%	875	0
Forklift	1	75	20%	875	0
Rough Terrain Forkllift	1	75	20%	900	0
Air Compressor	5	78	40%	900	0
Aerial Lift (Electric)	8	75	20%	900	0
Crane (Mobile)	1	81	16%	925	0
Forklift	2	75	20%	925	0
Rough Terrain Forkllift	2	75	20%	925	0
	31				

Receptor: ***R07***

Results:

1-hour Leq: **61.6**

Source for Ref. Noise Levels: FHWA RCNM, 2006

Project: Radford Studio Center **On-Site Construction**

Construction Phase: ***Paving/ Landscaping***

Equipment

Description	No. of Equip.	Reference Noise Level at 50ft, Lmax	Acoustical Usage Factor	Distance to Receptor, ft	Estimated Noise Shielding, dBA
Tractor/Loader/Backhoe	1	84	40%	500	0
Paving Equipment	1	77	50%	525	0
Signal Boards	1	73	50%	550	0
Skid Steer Loaders	1	79	40%	575	0
Rollers	1	80	20%	600	0
Tractor/Loader/Backhoe	1	84	40%	600	0
Skid Steer Loaders	1	79	40%	625	0
	7				

Receptor: ***R07***

Results:

1-hour Leq: **64.1**

Source for Ref. Noise Levels: FHWA RCNM, 2006

Project: Radford Studio Center **On-Site Construction**

Construction Phase: ***Paving/ Landscaping at 100 feet away***

Equipment

Description	No. of Equip.	Reference Noise Level at 50ft, Lmax	Acoustical Usage Factor	Distance to Receptor, ft	Estimated Noise Shielding, dBA
Tractor/Loader/Backhoe	1	84	40%	600	0
Paving Equipment	1	77	50%	625	0
Signal Boards	1	73	50%	650	0
Skid Steer Loaders	1	79	40%	675	0
Rollers	1	80	20%	700	0
Tractor/Loader/Backhoe	1	84	40%	700	0
Skid Steer Loaders	1	79	40%	725	0
	7				

Receptor: ***R07***

Results:

1-hour Leq: **62.7**

Source for Ref. Noise Levels: FHWA RCNM, 2006

Project: Radford Studio Center **On-Site Construction**

Construction Phase: ***Haul Trucks Staging***

Equipment

Description	No. of Equip.	Reference Noise Level at 50ft, Lmax	Acoustical Usage Factor	Distance to Receptor, ft	Estimated Noise Shielding, dBA
North Staging Area	1	76	40%	2996	0
North Staging Area	1	76	40%	3006	0
North Staging Area	1	76	40%	3016	0
North Staging Area	1	76	40%	3026	0
North Staging Area	1	76	40%	3036	0
North Staging Area	1	76	40%	3046	0
North Staging Area	1	76	40%	3056	0
North Staging Area	1	76	40%	3066	0
South Staging Area	1	76	40%	691	0
South Staging Area	1	76	40%	701	0
South Staging Area	1	76	40%	711	0
South Staging Area	1	76	40%	721	0
South Staging Area	1	76	40%	731	0
South Staging Area	1	76	40%	741	0
South Staging Area	1	76	40%	751	0
South Staging Area	1	76	40%	761	0
	16				

Receptor: ***R07***

Results:

1-hour Leq: **58.1**

Source for Ref. Noise Levels: FHWA RCNM, 2006

Project: Radford Studio Center **On-Site Construction**

Construction Phase: ***Dewatering Pumps***

Equipment

Description	No. of Equip.	Reference Noise Level at 50ft, Lmax	Acoustical Usage Factor	Distance to Receptor, ft	Estimated Noise Shielding, dBA
Dewatering Pump	1	61.4	100%	565	0
Dewatering Pump	1	61.4	100%	590	0
Dewatering Pump	1	61.4	100%	615	0
Dewatering Pump	1	61.4	100%	615	0
Dewatering Pump	1	61.4	100%	640	0
	5				

Receptor: ***R07***

Results:

1-hour Leq: **46.8**

Source for Ref. Noise Levels: FHWA RCNM, 2006

Project: Radford Studio Center **Off-Site Construction**

Construction Phase: ***Off-Site - Radford Ave. & Alley (Utilities/ Trenching)***

Equipment

Description	No. of Equip.	Reference Noise Level at 50ft, Lmax	Acoustical Usage Factor	Distance to Receptor, ft	Estimated Noise Shielding, dBA
Grader	1	85	40%	460	0
Rubber Tired Loader	1	79	40%	460	0
Tractors/Loaders/Backhoes	1	84	40%	485	0
Trencher	1	82	50%	485	0
	4				

Receptor: ***R07***

Results:

1-hour Leq: **65.8**

Source for Ref. Noise Levels: FHWA RCNM, 2006

Project: Radford Studio Center **Off-Site Construction**

Construction Phase: ***Off-Site - Radford Ave., Carpenter Ave., and Colfax Ave. (Paving)***

Equipment

Description	No. of Equip.	Reference Noise Level at 50ft, Lmax	Acoustical Usage Factor	Distance to Receptor, ft	Estimated Noise Shielding, dBA
Rollers	1	80	20%	475	0
Paving Equipment	1	77	50%	475	0
Rollers	1	80	20%	500	0
Paving Equipment	1	77	50%	500	0
Rollers	1	80	20%	525	0
Rollers	1	80	20%	525	0
	6				

Receptor: ***R07***

Results:

1-hour Leq: **61.2**

Source for Ref. Noise Levels: FHWA RCNM, 2006

Project: Radford Studio Center **Off-Site Construction**

Construction Phase: ***Off-Site - Radford Mobility Connector (Moorpark Bridge)***

Equipment

Description	No. of Equip.	Reference Noise Level at 50ft, Lmax	Acoustical Usage Factor	Distance to Receptor, ft	Estimated Noise Shielding, dBA
Tractors/Loaders/Backhoes	1	84	40%	3420	0
Trencher	1	82	50%	3420	0
Crane (Mobile)	1	81	16%	3445	0
Rubber Tired Loader	1	79	40%	3445	0
Tractors/Loaders/Backhoes	1	84	40%	3470	0
Trencher	1	82	50%	3470	0
Crane (Mobile)	1	81	16%	3495	0
Rubber Tired Loader	1	79	40%	3495	0
	8				

Receptor: ***R07***

Results:

1-hour Leq: 49.9

Source for Ref. Noise Levels: FHWA RCNM, 2006

Project: Radford Studio Center **Off-Site Construction**

Construction Phase: ***Off-Site - LADWP Water Line Upgrades***

Equipment

Description	No. of Equip.	Reference Noise Level at 50ft, Lmax	Acoustical Usage Factor	Distance to Receptor, ft	Estimated Noise Shielding, dBA
Jackhammer	1	89	20%	1790	0
Compressor	1	78	40%	1790	0
Backhoe	1	78	40%	1815	0
Dump Truck	1	76	40%	1815	0
Concrete Truck	1	79	40%	1840	0
	5				

Receptor: ***R07***

Results:

1-hour Leq: **53.0**

Source for Ref. Noise Levels: FHWA RCNM, 2006

Project: Radford Studio Center **On-Site Construction**

Construction Phase: ***Demolition***

Equipment

Description	No. of Equip.	Reference Noise Level at 50ft, Lmax	Acoustical Usage Factor	Distance to Receptor, ft	Estimated Noise Shielding, dBA
Tractors/Loaders/Backhoes	1	84	40%	25	0
Water Truck	1	82	10%	50	0
Excavator	1	81	40%	75	0
Air Compressor	1	78	40%	100	0
Tractors/Loaders/Backhoes	1	84	40%	125	0
Excavator	1	81	40%	125	0
Tractors/Loaders/Backhoes	1	84	40%	150	0
Excavator	1	81	40%	150	0
	8				

Receptor: ***R08***

Results:

1-hour Leq: 86.9

Source for Ref. Noise Levels: FHWA RCNM, 2006

Project: Radford Studio Center **On-Site Construction**

Construction Phase: ***Grading/ Excavation***

Equipment

Description	No. of Equip.	Reference Noise Level at 50ft, Lmax	Acoustical Usage Factor	Distance to Receptor, ft	Estimated Noise Shielding, dBA
Bore/Drill Rig	1	84	20%	25	0
Cranes (Mobile)	1	81	16%	50	0
Excavator	1	81	40%	75	0
Grader	1	85	40%	100	0
Water Truck	1	82	10%	125	0
Pump	1	81	20%	125	0
Rubber Tired Loader	1	79	40%	150	0
Tractor/Loader/Backhoe	1	84	40%	150	0
Welders	1	74	40%	175	0
Bore/Drill Rig	1	84	20%	175	0
Cranes (Mobile)	1	81	16%	200	0
Excavator	1	81	40%	200	0
Water Truck	1	82	10%	225	0
Pump	1	81	20%	225	0
Rubber Tired Loader	2	79	40%	225	0
Tractor/Loader/Backhoe	1	84	40%	250	0
Welders	1	74	40%	250	0
Excavator	1	81	40%	250	0
	19				

Receptor: ***R08***

Results:

1-hour Leq: 85.0

Source for Ref. Noise Levels: FHWA RCNM, 2006

Project: Radford Studio Center **On-Site Construction**

Construction Phase: ***Grading/ Excavation at 100 feet away***

Equipment

Description	No. of Equip.	Reference Noise Level at 50ft, Lmax	Acoustical Usage Factor	Distance to Receptor, ft	Estimated Noise Shielding, dBA
Bore/Drill Rig	1	84	20%	125	0
Cranes (Mobile)	1	81	16%	150	0
Excavator	1	81	40%	175	0
Grader	1	85	40%	200	0
Water Truck	1	82	10%	225	0
Pump	1	81	20%	225	0
Rubber Tired Loader	1	79	40%	250	0
Tractor/Loader/Backhoe	1	84	40%	250	0
Welders	1	74	40%	275	0
Bore/Drill Rig	1	84	20%	275	0
Cranes (Mobile)	1	81	16%	300	0
Excavator	1	81	40%	300	0
Water Truck	1	82	10%	325	0
Pump	1	81	20%	325	0
Rubber Tired Loader	2	79	40%	325	0
Tractor/Loader/Backhoe	1	84	40%	350	0
Welders	1	74	40%	350	0
Excavator	1	81	40%	350	0
	19				

Receptor: ***R08***

Results:

1-hour Leq: 75.9

Source for Ref. Noise Levels: FHWA RCNM, 2006

Project: Radford Studio Center **On-Site Construction**

Construction Phase: ***Mat Foundation***

Equipment

Description	No. of Equip.	Reference Noise Level at 50ft, Lmax	Acoustical Usage Factor	Distance to Receptor, ft	Estimated Noise Shielding, dBA
Pump	1	81	20%	25	0
Cranes (Tower)	1	81	16%	50	0
Pump	1	81	20%	75	0
Cranes (Tower)	1	81	16%	100	0
Pump	1	81	20%	125	0
Pump	1	81	20%	125	0
Pump	1	81	20%	150	0
Pump	1	81	20%	150	0
	8				

Receptor: ***R08***

Results:

1-hour Leq: **81.8**

Source for Ref. Noise Levels: FHWA RCNM, 2006

Project: Radford Studio Center **On-Site Construction**

Construction Phase: ***Mat Foundation at 100 feet away***

Equipment

Description	No. of Equip.	Reference Noise Level at 50ft, Lmax	Acoustical Usage Factor	Distance to Receptor, ft	Estimated Noise Shielding, dBA
Pump	1	81	20%	125	0
Cranes (Tower)	1	81	16%	150	0
Pump	1	81	20%	175	0
Cranes (Tower)	1	81	16%	200	0
Pump	1	81	20%	225	0
Pump	1	81	20%	225	0
Pump	1	81	20%	250	0
Pump	1	81	20%	250	0
	8				

Receptor: ***R08***

Results:

1-hour Leq: 71.5

Source for Ref. Noise Levels: FHWA RCNM, 2006

Project: Radford Studio Center **On-Site Construction**

Construction Phase: ***Mat Foundation at 200 feet away***

Equipment

Description	No. of Equip.	Reference Noise Level at 50ft, Lmax	Acoustical Usage Factor	Distance to Receptor, ft	Estimated Noise Shielding, dBA
Pump	1	81	20%	225	0
Cranes (Tower)	1	81	16%	250	0
Pump	1	81	20%	275	0
Cranes (Tower)	1	81	16%	300	0
Pump	1	81	20%	325	0
Pump	1	81	20%	325	0
Pump	1	81	20%	350	0
Pump	1	81	20%	350	0
	8				

Receptor: ***R08***

Results:

1-hour Leq: 67.5

Source for Ref. Noise Levels: FHWA RCNM, 2006

Project: Radford Studio Center **On-Site Construction**

Construction Phase: ***Structure/ Enclosure***

Equipment

Description	No. of Equip.	Reference Noise Level at 50ft, Lmax	Acoustical Usage Factor	Distance to Receptor, ft	Estimated Noise Shielding, dBA
Tractor/Loader/Backhoe	1	84	40%	25	0
Crane (Tower)	1	81	16%	50	0
Crane (Mobile)	1	81	16%	75	0
Forklift	1	75	20%	100	0
Other Equipment	1	85	50%	125	0
Aerial Lift (Electric)	1	75	20%	125	0
Welder	1	74	40%	150	0
Pump	1	81	20%	150	0
Rough Terrain Forklift	1	75	20%	175	0
Crane (Tower)	1	81	16%	175	0
Crane (Mobile)	1	81	16%	200	0
Forklift	3	75	20%	200	0
Other Equipment	3	85	50%	225	0
Aerial Lift (Electric)	9	75	20%	225	0
Welder	1	74	40%	225	0
Pump	1	81	20%	250	0
Rough Terrain Forklift	3	75	20%	250	0
Crane (Mobile)	1	81	16%	250	0
	32				

Receptor: ***R08***

Results:

1-hour Leq: **87.0**

Source for Ref. Noise Levels: FHWA RCNM, 2006

Project: Radford Studio Center **On-Site Construction**

Construction Phase: ***Structure/ Enclosure at 100 feet away***

Equipment

Description	No. of Equip.	Reference Noise Level at 50ft, Lmax	Acoustical Usage Factor	Distance to Receptor, ft	Estimated Noise Shielding, dBA
Tractor/Loader/Backhoe	1	84	40%	125	0
Crane (Tower)	1	81	16%	150	0
Crane (Mobile)	1	81	16%	175	0
Forklift	1	75	20%	200	0
Other Equipment	1	85	50%	225	0
Aerial Lift (Electric)	1	75	20%	225	0
Welder	1	74	40%	250	0
Pump	1	81	20%	250	0
Rough Terrain Forklift	1	75	20%	275	0
Crane (Tower)	1	81	16%	275	0
Crane (Mobile)	1	81	16%	300	0
Forklift	3	75	20%	300	0
Other Equipment	3	85	50%	325	0
Aerial Lift (Electric)	9	75	20%	325	0
Welder	1	74	40%	325	0
Pump	1	81	20%	350	0
Rough Terrain Forklift	3	75	20%	350	0
Crane (Mobile)	1	81	16%	350	0
	32				

Receptor: ***R08***

Results:

1-hour Leq: **76.6**

Source for Ref. Noise Levels: FHWA RCNM, 2006

Project: Radford Studio Center **On-Site Construction**

Construction Phase: ***Structure/ Enclosure at 200 feet away***

Equipment

Description	No. of Equip.	Reference Noise Level at 50ft, Lmax	Acoustical Usage Factor	Distance to Receptor, ft	Estimated Noise Shielding, dBA
Tractor/Loader/Backhoe	1	84	40%	225	0
Crane (Tower)	1	81	16%	250	0
Crane (Mobile)	1	81	16%	275	0
Forklift	1	75	20%	300	0
Other Equipment	1	85	50%	325	0
Aerial Lift (Electric)	1	75	20%	325	0
Welder	1	74	40%	350	0
Pump	1	81	20%	350	0
Rough Terrain Forklift	1	75	20%	375	0
Crane (Tower)	1	81	16%	375	0
Crane (Mobile)	1	81	16%	400	0
Forklift	3	75	20%	400	0
Other Equipment	3	85	50%	425	0
Aerial Lift (Electric)	9	75	20%	425	0
Welder	1	74	40%	425	0
Pump	1	81	20%	450	0
Rough Terrain Forklift	3	75	20%	450	0
Crane (Mobile)	1	81	16%	450	0
	32				

Receptor: ***R08***

Results:

1-hour Leq: 73.1

Source for Ref. Noise Levels: FHWA RCNM, 2006

Project: Radford Studio Center **On-Site Construction**

Construction Phase: ***Architectural Coatings/ Finishes***

Equipment

Description	No. of Equip.	Reference Noise Level at 50ft, Lmax	Acoustical Usage Factor	Distance to Receptor, ft	Estimated Noise Shielding, dBA
Pump	1	81	20%	25	0
Aerial Lift (Electric)	1	75	20%	50	0
Crane (Tower)	1	81	16%	75	0
Crane (Mobile)	1	81	16%	100	0
Forklift	1	75	20%	125	0
Rough Terrain Forkllift	1	75	20%	125	0
Air Compressor	1	78	40%	150	0
Pump	1	81	20%	150	0
Aerial Lift (Electric)	1	75	20%	175	0
Crane (Tower)	1	81	16%	175	0
Crane (Mobile)	1	81	16%	200	0
Forklift	1	75	20%	200	0
Rough Terrain Forkllift	1	75	20%	225	0
Air Compressor	5	78	40%	225	0
Aerial Lift (Electric)	8	75	20%	225	0
Crane (Mobile)	1	81	16%	250	0
Forklift	2	75	20%	250	0
Rough Terrain Forkllift	2	75	20%	250	0
	31				

Receptor: ***R08***

Results:

1-hour Leq: **81.6**

Source for Ref. Noise Levels: FHWA RCNM, 2006

Project: Radford Studio Center **On-Site Construction**

Construction Phase: ***Architectural Coatings/Finishes at 100 feet away***

Equipment

Description	No. of Equip.	Reference Noise Level at 50ft, Lmax	Acoustical Usage Factor	Distance to Receptor, ft	Estimated Noise Shielding, dBA
Pump	1	81	20%	125	0
Aerial Lift (Electric)	1	75	20%	150	0
Crane (Tower)	1	81	16%	175	0
Crane (Mobile)	1	81	16%	200	0
Forklift	1	75	20%	225	0
Rough Terrain Forkllift	1	75	20%	225	0
Air Compressor	1	78	40%	250	0
Pump	1	81	20%	250	0
Aerial Lift (Electric)	1	75	20%	275	0
Crane (Tower)	1	81	16%	275	0
Crane (Mobile)	1	81	16%	300	0
Forklift	1	75	20%	300	0
Rough Terrain Forkllift	1	75	20%	325	0
Air Compressor	5	78	40%	325	0
Aerial Lift (Electric)	8	75	20%	325	0
Crane (Mobile)	1	81	16%	350	0
Forklift	2	75	20%	350	0
Rough Terrain Forkllift	2	75	20%	350	0
	31				

Receptor: ***R08***

Results:

1-hour Leq: **72.3**

Source for Ref. Noise Levels: FHWA RCNM, 2006

Project: Radford Studio Center **On-Site Construction**

Construction Phase: ***Architectural Coatings/Finishes at 200 feet away***

Equipment

Description	No. of Equip.	Reference Noise Level at 50ft, Lmax	Acoustical Usage Factor	Distance to Receptor, ft	Estimated Noise Shielding, dBA
Pump	1	81	20%	225	0
Aerial Lift (Electric)	1	75	20%	250	0
Crane (Tower)	1	81	16%	275	0
Crane (Mobile)	1	81	16%	300	0
Forklift	1	75	20%	325	0
Rough Terrain Forkllift	1	75	20%	325	0
Air Compressor	1	78	40%	350	0
Pump	1	81	20%	350	0
Aerial Lift (Electric)	1	75	20%	375	0
Crane (Tower)	1	81	16%	375	0
Crane (Mobile)	1	81	16%	400	0
Forklift	1	75	20%	400	0
Rough Terrain Forkllift	1	75	20%	425	0
Air Compressor	5	78	40%	425	0
Aerial Lift (Electric)	8	75	20%	425	0
Crane (Mobile)	1	81	16%	450	0
Forklift	2	75	20%	450	0
Rough Terrain Forkllift	2	75	20%	450	0
	31				

Receptor: ***R08***

Results:

1-hour Leq: **69.0**

Source for Ref. Noise Levels: FHWA RCNM, 2006

Project: Radford Studio Center **On-Site Construction**

Construction Phase: ***Paving/ Landscaping***

Equipment

Description	No. of Equip.	Reference Noise Level at 50ft, Lmax	Acoustical Usage Factor	Distance to Receptor, ft	Estimated Noise Shielding, dBA
Tractor/Loader/Backhoe	1	84	40%	100	0
Paving Equipment	1	77	50%	125	0
Signal Boards	1	73	50%	150	0
Skid Steer Loaders	1	79	40%	175	0
Rollers	1	80	20%	200	0
Tractor/Loader/Backhoe	1	84	40%	200	0
Skid Steer Loaders	1	79	40%	225	0
	7				

Receptor: ***R08***

Results:

1-hour Leq: **76.2**

Source for Ref. Noise Levels: FHWA RCNM, 2006

Project: Radford Studio Center **On-Site Construction**

Construction Phase: ***Paving/ Landscaping at 100 feet away***

Equipment

Description	No. of Equip.	Reference Noise Level at 50ft, Lmax	Acoustical Usage Factor	Distance to Receptor, ft	Estimated Noise Shielding, dBA
Tractor/Loader/Backhoe	1	84	40%	125	0
Paving Equipment	1	77	50%	150	0
Signal Boards	1	73	50%	175	0
Skid Steer Loaders	1	79	40%	200	0
Rollers	1	80	20%	225	0
Tractor/Loader/Backhoe	1	84	40%	225	0
Skid Steer Loaders	1	79	40%	250	0
	7				

Receptor: ***R08***

Results:

1-hour Leq: 74.6

Source for Ref. Noise Levels: FHWA RCNM, 2006

Project: Radford Studio Center **On-Site Construction**

Construction Phase: ***Haul Trucks Staging***

Equipment

Description	No. of Equip.	Reference Noise Level at 50ft, Lmax	Acoustical Usage Factor	Distance to Receptor, ft	Estimated Noise Shielding, dBA
North Staging Area	1	76	40%	2291	5
North Staging Area	1	76	40%	2301	5
North Staging Area	1	76	40%	2311	5
North Staging Area	1	76	40%	2321	5
North Staging Area	1	76	40%	2331	5
North Staging Area	1	76	40%	2341	5
North Staging Area	1	76	40%	2351	5
North Staging Area	1	76	40%	2361	5
South Staging Area	1	76	40%	61	0
South Staging Area	1	76	40%	71	0
South Staging Area	1	76	40%	81	0
South Staging Area	1	76	40%	91	0
South Staging Area	1	76	40%	101	0
South Staging Area	1	76	40%	111	0
South Staging Area	1	76	40%	121	0
South Staging Area	1	76	40%	131	0
	16				

Receptor: ***R08***

Results:

1-hour Leq: **76.2**

Source for Ref. Noise Levels: FHWA RCNM, 2006

Project: Radford Studio Center **On-Site Construction**

Construction Phase: ***Dewatering Pumps***

Equipment

Description	No. of Equip.	Reference Noise Level at 50ft, Lmax	Acoustical Usage Factor	Distance to Receptor, ft	Estimated Noise Shielding, dBA
Dewatering Pump	1	61.4	100%	25	0
Dewatering Pump	1	61.4	100%	50	0
Dewatering Pump	1	61.4	100%	75	0
Dewatering Pump	1	61.4	100%	100	0
Dewatering Pump	1	61.4	100%	125	0
	5				

Receptor: ***R08***

Results:

1-hour Leq: **69.1**

Source for Ref. Noise Levels: FHWA RCNM, 2006

Project: Radford Studio Center **Off-Site Construction**

Construction Phase: ***Off-Site - Radford Ave. & Alley (Utilities/ Trenching)***

Equipment

Description	No. of Equip.	Reference Noise Level at 50ft, Lmax	Acoustical Usage Factor	Distance to Receptor, ft	Estimated Noise Shielding, dBA
Grader	1	85	40%	15	5
Rubber Tired Loader	1	79	40%	40	5
Tractors/Loaders/Backhoes	1	84	40%	40	5
Trencher	1	82	50%	65	5
	4				

Receptor: ***R08***

Results:

1-hour Leq: **87.2**

Source for Ref. Noise Levels: FHWA RCNM, 2006

Project: Radford Studio Center **Off-Site Construction**

Construction Phase: ***Off-Site - Radford Ave., Carpenter Ave., and Colfax Ave. (Paving)***

Equipment

Description	No. of Equip.	Reference Noise Level at 50ft, Lmax	Acoustical Usage Factor	Distance to Receptor, ft	Estimated Noise Shielding, dBA
Rollers	1	80	20%	260	0
Paving Equipment	1	77	50%	260	0
Rollers	1	80	20%	285	0
Paving Equipment	1	77	50%	285	0
Rollers	1	80	20%	310	0
Rollers	1	80	20%	310	0
	6				

Receptor: ***R08***

Results:

1-hour Leq: **66.1**

Source for Ref. Noise Levels: FHWA RCNM, 2006

Project: Radford Studio Center **Off-Site Construction**

Construction Phase: ***Off-Site - Radford Mobility Connector (Moorpark Bridge)***

Equipment

Description	No. of Equip.	Reference Noise Level at 50ft, Lmax	Acoustical Usage Factor	Distance to Receptor, ft	Estimated Noise Shielding, dBA
Tractors/Loaders/Backhoes	1	84	40%	2830	10
Trencher	1	82	50%	2830	10
Crane (Mobile)	1	81	16%	2855	10
Rubber Tired Loader	1	79	40%	2855	10
Tractors/Loaders/Backhoes	1	84	40%	2880	10
Trencher	1	82	50%	2880	10
Crane (Mobile)	1	81	16%	2905	10
Rubber Tired Loader	1	79	40%	2905	10
	8				

Receptor: ***R08***

Results:

1-hour Leq: **41.5**

Source for Ref. Noise Levels: FHWA RCNM, 2006

Project: Radford Studio Center **Off-Site Construction**

Construction Phase: ***Off-Site - LADWP Water Line Upgrades***

Equipment

Description	No. of Equip.	Reference Noise Level at 50ft, Lmax	Acoustical Usage Factor	Distance to Receptor, ft	Estimated Noise Shielding, dBA
Jackhammer	1	89	20%	1220	0
Compressor	1	78	40%	1245	0
Backhoe	1	78	40%	1245	0
Dump Truck	1	76	40%	1270	0
Concrete Truck	1	79	40%	1270	0
	5				

Receptor: ***R08***

Results:

1-hour Leq: **56.3**

Source for Ref. Noise Levels: FHWA RCNM, 2006

Project: Radford Studio Center **On-Site Construction**

Construction Phase: ***Demolition***

Equipment

Description	No. of Equip.	Reference Noise Level at 50ft, Lmax	Acoustical Usage Factor	Distance to Receptor, ft	Estimated Noise Shielding, dBA
Tractors/Loaders/Backhoes	1	84	40%	205	0
Water Truck	1	82	10%	230	0
Excavator	1	81	40%	255	0
Air Compressor	1	78	40%	280	0
Tractors/Loaders/Backhoes	1	84	40%	305	0
Excavator	1	81	40%	305	0
Tractors/Loaders/Backhoes	1	84	40%	330	0
Excavator	1	81	40%	330	0
	8				

Receptor: ***R09***

Results:

1-hour Leq: **72.3**

Source for Ref. Noise Levels: FHWA RCNM, 2006

Project: Radford Studio Center **On-Site Construction**

Construction Phase: ***Grading/ Excavation***

Equipment

Description	No. of Equip.	Reference Noise Level at 50ft, Lmax	Acoustical Usage Factor	Distance to Receptor, ft	Estimated Noise Shielding, dBA
Bore/Drill Rig	1	84	20%	205	0
Cranes (Mobile)	1	81	16%	230	0
Excavator	1	81	40%	255	0
Grader	1	85	40%	280	0
Water Truck	1	82	10%	305	0
Pump	1	81	20%	305	0
Rubber Tired Loader	1	79	40%	330	0
Tractor/Loader/Backhoe	1	84	40%	330	0
Welders	1	74	40%	355	0
Bore/Drill Rig	1	84	20%	355	0
Cranes (Mobile)	1	81	16%	380	0
Excavator	1	81	40%	380	0
Water Truck	1	82	10%	405	0
Pump	1	81	20%	405	0
Rubber Tired Loader	2	79	40%	405	0
Tractor/Loader/Backhoe	1	84	40%	430	0
Welders	1	74	40%	430	0
Excavator	1	81	40%	430	0
	19				

Receptor: ***R09***

Results:

1-hour Leq: 73.1

Source for Ref. Noise Levels: FHWA RCNM, 2006

Project: Radford Studio Center **On-Site Construction**

Construction Phase: ***Grading/ Excavation at 100 feet away***

Equipment

Description	No. of Equip.	Reference Noise Level at 50ft, Lmax	Acoustical Usage Factor	Distance to Receptor, ft	Estimated Noise Shielding, dBA
Bore/Drill Rig	1	84	20%	305	0
Cranes (Mobile)	1	81	16%	330	0
Excavator	1	81	40%	355	0
Grader	1	85	40%	380	0
Water Truck	1	82	10%	405	0
Pump	1	81	20%	405	0
Rubber Tired Loader	1	79	40%	430	0
Tractor/Loader/Backhoe	1	84	40%	430	0
Welders	1	74	40%	455	0
Bore/Drill Rig	1	84	20%	455	0
Cranes (Mobile)	1	81	16%	480	0
Excavator	1	81	40%	480	0
Water Truck	1	82	10%	505	0
Pump	1	81	20%	505	0
Rubber Tired Loader	2	79	40%	505	0
Tractor/Loader/Backhoe	1	84	40%	530	0
Welders	1	74	40%	530	0
Excavator	1	81	40%	530	0
	19				

Receptor: ***R09***

Results:

1-hour Leq: 70.6

Source for Ref. Noise Levels: FHWA RCNM, 2006

Project: Radford Studio Center **On-Site Construction**

Construction Phase: ***Mat Foundation***

Equipment

Description	No. of Equip.	Reference Noise Level at 50ft, Lmax	Acoustical Usage Factor	Distance to Receptor, ft	Estimated Noise Shielding, dBA
Pump	1	81	20%	205	0
Cranes (Tower)	1	81	16%	230	0
Pump	1	81	20%	255	0
Cranes (Tower)	1	81	16%	280	0
Pump	1	81	20%	305	0
Pump	1	81	20%	305	0
Pump	1	81	20%	330	0
Pump	1	81	20%	330	0
	8				

Receptor: ***R09***

Results:

1-hour Leq: **68.2**

Source for Ref. Noise Levels: FHWA RCNM, 2006

Project: Radford Studio Center **On-Site Construction**

Construction Phase: ***Mat Foundation at 100 feet away***

Equipment

Description	No. of Equip.	Reference Noise Level at 50ft, Lmax	Acoustical Usage Factor	Distance to Receptor, ft	Estimated Noise Shielding, dBA
Pump	1	81	20%	305	0
Cranes (Tower)	1	81	16%	330	0
Pump	1	81	20%	355	0
Cranes (Tower)	1	81	16%	380	0
Pump	1	81	20%	405	0
Pump	1	81	20%	405	0
Pump	1	81	20%	430	0
Pump	1	81	20%	430	0
	8				

Receptor: ***R09***

Results:

1-hour Leq: 65.4

Source for Ref. Noise Levels: FHWA RCNM, 2006

Project: Radford Studio Center **On-Site Construction**

Construction Phase: ***Mat Foundation at 200 feet away***

Equipment

Description	No. of Equip.	Reference Noise Level at 50ft, Lmax	Acoustical Usage Factor	Distance to Receptor, ft	Estimated Noise Shielding, dBA
Pump	1	81	20%	405	0
Cranes (Tower)	1	81	16%	430	0
Pump	1	81	20%	455	0
Cranes (Tower)	1	81	16%	480	0
Pump	1	81	20%	505	0
Pump	1	81	20%	505	0
Pump	1	81	20%	530	0
Pump	1	81	20%	530	0
	8				

Receptor: ***R09***

Results:

1-hour Leq: **63.3**

Source for Ref. Noise Levels: FHWA RCNM, 2006

Project: Radford Studio Center **On-Site Construction**

Construction Phase: ***Structure/ Enclosure***

Equipment

Description	No. of Equip.	Reference Noise Level at 50ft, Lmax	Acoustical Usage Factor	Distance to Receptor, ft	Estimated Noise Shielding, dBA
Tractor/Loader/Backhoe	1	84	40%	205	0
Crane (Tower)	1	81	16%	230	0
Crane (Mobile)	1	81	16%	255	0
Forklift	1	75	20%	280	0
Other Equipment	1	85	50%	305	0
Aerial Lift (Electric)	1	75	20%	305	0
Welder	1	74	40%	330	0
Pump	1	81	20%	330	0
Rough Terrain Forklift	1	75	20%	355	0
Crane (Tower)	1	81	16%	355	0
Crane (Mobile)	1	81	16%	380	0
Forklift	3	75	20%	380	0
Other Equipment	3	85	50%	405	0
Aerial Lift (Electric)	9	75	20%	405	0
Welder	1	74	40%	405	0
Pump	1	81	20%	430	0
Rough Terrain Forklift	3	75	20%	430	0
Crane (Mobile)	1	81	16%	430	0
	32				

Receptor: ***R09***

Results:

1-hour Leq: **73.7**

Source for Ref. Noise Levels: FHWA RCNM, 2006

Project: Radford Studio Center **On-Site Construction**

Construction Phase: ***Structure/ Enclosure at 100 feet away***

Equipment

Description	No. of Equip.	Reference Noise Level at 50ft, Lmax	Acoustical Usage Factor	Distance to Receptor, ft	Estimated Noise Shielding, dBA
Tractor/Loader/Backhoe	1	84	40%	305	0
Crane (Tower)	1	81	16%	330	0
Crane (Mobile)	1	81	16%	355	0
Forklift	1	75	20%	380	0
Other Equipment	1	85	50%	405	0
Aerial Lift (Electric)	1	75	20%	405	0
Welder	1	74	40%	430	0
Pump	1	81	20%	430	0
Rough Terrain Forklift	1	75	20%	455	0
Crane (Tower)	1	81	16%	455	0
Crane (Mobile)	1	81	16%	480	0
Forklift	3	75	20%	480	0
Other Equipment	3	85	50%	505	0
Aerial Lift (Electric)	9	75	20%	505	0
Welder	1	74	40%	505	0
Pump	1	81	20%	530	0
Rough Terrain Forklift	3	75	20%	530	0
Crane (Mobile)	1	81	16%	530	0
	32				

Receptor: ***R09***

Results:

1-hour Leq: **71.2**

Source for Ref. Noise Levels: FHWA RCNM, 2006

Project: Radford Studio Center **On-Site Construction**

Construction Phase: ***Structure/ Enclosure at 200 feet away***

Equipment

Description	No. of Equip.	Reference Noise Level at 50ft, Lmax	Acoustical Usage Factor	Distance to Receptor, ft	Estimated Noise Shielding, dBA
Tractor/Loader/Backhoe	1	84	40%	405	0
Crane (Tower)	1	81	16%	430	0
Crane (Mobile)	1	81	16%	455	0
Forklift	1	75	20%	480	0
Other Equipment	1	85	50%	505	0
Aerial Lift (Electric)	1	75	20%	505	0
Welder	1	74	40%	530	0
Pump	1	81	20%	530	0
Rough Terrain Forklift	1	75	20%	555	0
Crane (Tower)	1	81	16%	555	0
Crane (Mobile)	1	81	16%	580	0
Forklift	3	75	20%	580	0
Other Equipment	3	85	50%	605	0
Aerial Lift (Electric)	9	75	20%	605	0
Welder	1	74	40%	605	0
Pump	1	81	20%	630	0
Rough Terrain Forklift	3	75	20%	630	0
Crane (Mobile)	1	81	16%	630	0
	32				

Receptor: ***R09***

Results:

1-hour Leq: 69.4

Source for Ref. Noise Levels: FHWA RCNM, 2006

Project: Radford Studio Center **On-Site Construction**

Construction Phase: ***Architectural Coatings/ Finishes***

Equipment

Description	No. of Equip.	Reference Noise Level at 50ft, Lmax	Acoustical Usage Factor	Distance to Receptor, ft	Estimated Noise Shielding, dBA
Pump	1	81	20%	205	0
Aerial Lift (Electric)	1	75	20%	230	0
Crane (Tower)	1	81	16%	255	0
Crane (Mobile)	1	81	16%	280	0
Forklift	1	75	20%	305	0
Rough Terrain Forkllift	1	75	20%	305	0
Air Compressor	1	78	40%	330	0
Pump	1	81	20%	330	0
Aerial Lift (Electric)	1	75	20%	355	0
Crane (Tower)	1	81	16%	355	0
Crane (Mobile)	1	81	16%	380	0
Forklift	1	75	20%	380	0
Rough Terrain Forkllift	1	75	20%	405	0
Air Compressor	5	78	40%	405	0
Aerial Lift (Electric)	8	75	20%	405	0
Crane (Mobile)	1	81	16%	430	0
Forklift	2	75	20%	430	0
Rough Terrain Forkllift	2	75	20%	430	0
	31				

Receptor: ***R09***

Results:

1-hour Leq: **69.6**

Source for Ref. Noise Levels: FHWA RCNM, 2006

Project: Radford Studio Center **On-Site Construction**

Construction Phase: ***Architectural Coatings/Finishes at 100 feet away***

Equipment

Description	No. of Equip.	Reference Noise Level at 50ft, Lmax	Acoustical Usage Factor	Distance to Receptor, ft	Estimated Noise Shielding, dBA
Pump	1	81	20%	305	0
Aerial Lift (Electric)	1	75	20%	330	0
Crane (Tower)	1	81	16%	355	0
Crane (Mobile)	1	81	16%	380	0
Forklift	1	75	20%	405	0
Rough Terrain Forkllift	1	75	20%	405	0
Air Compressor	1	78	40%	430	0
Pump	1	81	20%	430	0
Aerial Lift (Electric)	1	75	20%	455	0
Crane (Tower)	1	81	16%	455	0
Crane (Mobile)	1	81	16%	480	0
Forklift	1	75	20%	480	0
Rough Terrain Forkllift	1	75	20%	505	0
Air Compressor	5	78	40%	505	0
Aerial Lift (Electric)	8	75	20%	505	0
Crane (Mobile)	1	81	16%	530	0
Forklift	2	75	20%	530	0
Rough Terrain Forkllift	2	75	20%	530	0
	31				

Receptor: ***R09***

Results:

1-hour Leq: **67.2**

Source for Ref. Noise Levels: FHWA RCNM, 2006

Project: Radford Studio Center **On-Site Construction**

Construction Phase: ***Architectural Coatings/Finishes at 200 feet away***

Equipment

Description	No. of Equip.	Reference Noise Level at 50ft, Lmax	Acoustical Usage Factor	Distance to Receptor, ft	Estimated Noise Shielding, dBA
Pump	1	81	20%	405	0
Aerial Lift (Electric)	1	75	20%	430	0
Crane (Tower)	1	81	16%	455	0
Crane (Mobile)	1	81	16%	480	0
Forklift	1	75	20%	505	0
Rough Terrain Forkllift	1	75	20%	505	0
Air Compressor	1	78	40%	530	0
Pump	1	81	20%	530	0
Aerial Lift (Electric)	1	75	20%	555	0
Crane (Tower)	1	81	16%	555	0
Crane (Mobile)	1	81	16%	580	0
Forklift	1	75	20%	580	0
Rough Terrain Forkllift	1	75	20%	605	0
Air Compressor	5	78	40%	605	0
Aerial Lift (Electric)	8	75	20%	605	0
Crane (Mobile)	1	81	16%	630	0
Forklift	2	75	20%	630	0
Rough Terrain Forkllift	2	75	20%	630	0
	31				

Receptor: ***R09***

Results:

1-hour Leq: **65.4**

Source for Ref. Noise Levels: FHWA RCNM, 2006

Project: Radford Studio Center **On-Site Construction**

Construction Phase: ***Paving/ Landscaping***

Equipment

Description	No. of Equip.	Reference Noise Level at 50ft, Lmax	Acoustical Usage Factor	Distance to Receptor, ft	Estimated Noise Shielding, dBA
Tractor/Loader/Backhoe	1	84	40%	205	0
Paving Equipment	1	77	50%	230	0
Signal Boards	1	73	50%	255	0
Skid Steer Loaders	1	79	40%	280	0
Rollers	1	80	20%	305	0
Tractor/Loader/Backhoe	1	84	40%	305	0
Skid Steer Loaders	1	79	40%	330	0
	7				

Receptor: ***R09***

Results:

1-hour Leq: **71.0**

Source for Ref. Noise Levels: FHWA RCNM, 2006

Project: Radford Studio Center **On-Site Construction**

Construction Phase: ***Paving/ Landscaping at 100 feet away***

Equipment

Description	No. of Equip.	Reference Noise Level at 50ft, Lmax	Acoustical Usage Factor	Distance to Receptor, ft	Estimated Noise Shielding, dBA
Tractor/Loader/Backhoe	1	84	40%	305	0
Paving Equipment	1	77	50%	330	0
Signal Boards	1	73	50%	355	0
Skid Steer Loaders	1	79	40%	380	0
Rollers	1	80	20%	405	0
Tractor/Loader/Backhoe	1	84	40%	405	0
Skid Steer Loaders	1	79	40%	430	0
	7				

Receptor: ***R09***

Results:

1-hour Leq: 68.0

Source for Ref. Noise Levels: FHWA RCNM, 2006

Project: Radford Studio Center **On-Site Construction**

Construction Phase: ***Haul Trucks Staging***

Equipment

Description	No. of Equip.	Reference Noise Level at 50ft, Lmax	Acoustical Usage Factor	Distance to Receptor, ft	Estimated Noise Shielding, dBA
North Staging Area	1	76	40%	2242	5
North Staging Area	1	76	40%	2252	5
North Staging Area	1	76	40%	2262	5
North Staging Area	1	76	40%	2272	5
North Staging Area	1	76	40%	2282	5
North Staging Area	1	76	40%	2292	5
North Staging Area	1	76	40%	2302	5
North Staging Area	1	76	40%	2312	5
South Staging Area	1	76	40%	350	0
South Staging Area	1	76	40%	360	0
South Staging Area	1	76	40%	370	0
South Staging Area	1	76	40%	380	0
South Staging Area	1	76	40%	390	0
South Staging Area	1	76	40%	400	0
South Staging Area	1	76	40%	410	0
South Staging Area	1	76	40%	420	0
	16				

Receptor: ***R09***

Results:

1-hour Leq: **63.4**

Source for Ref. Noise Levels: FHWA RCNM, 2006

Project: Radford Studio Center **On-Site Construction**

Construction Phase: ***Dewatering Pumps***

Equipment

Description	No. of Equip.	Reference Noise Level at 50ft, Lmax	Acoustical Usage Factor	Distance to Receptor, ft	Estimated Noise Shielding, dBA
Dewatering Pump	1	61.4	100%	315	0
Dewatering Pump	1	61.4	100%	340	0
Dewatering Pump	1	61.4	100%	365	0
Dewatering Pump	1	61.4	100%	365	0
Dewatering Pump	1	61.4	100%	390	0
	5				

Receptor: ***R09***

Results:

1-hour Leq: **51.4**

Source for Ref. Noise Levels: FHWA RCNM, 2006

Project: Radford Studio Center **Off-Site Construction**

Construction Phase: ***Off-Site - Radford Ave. & Alley (Utilities/ Trenching)***

Equipment

Description	No. of Equip.	Reference Noise Level at 50ft, Lmax	Acoustical Usage Factor	Distance to Receptor, ft	Estimated Noise Shielding, dBA
Grader	1	85	40%	440	0
Rubber Tired Loader	1	79	40%	440	0
Tractors/Loaders/Backhoes	1	84	40%	465	0
Trencher	1	82	50%	465	0
	4				

Receptor: ***R09***

Results:

1-hour Leq: **66.2**

Source for Ref. Noise Levels: FHWA RCNM, 2006

Project: Radford Studio Center **Off-Site Construction**

Construction Phase: ***Off-Site - Radford Ave., Carpenter Ave., and Colfax Ave. (Paving)***

Equipment

Description	No. of Equip.	Reference Noise Level at 50ft, Lmax	Acoustical Usage Factor	Distance to Receptor, ft	Estimated Noise Shielding, dBA
Rollers	1	80	20%	75	0
Paving Equipment	1	77	50%	75	0
Rollers	1	80	20%	100	0
Paving Equipment	1	77	50%	100	0
Rollers	1	80	20%	125	0
Rollers	1	80	20%	125	0
	6				

Receptor: ***R09***

Results:

1-hour Leq: **75.8**

Source for Ref. Noise Levels: FHWA RCNM, 2006

Project: Radford Studio Center **Off-Site Construction**

Construction Phase: ***Off-Site - Radford Mobility Connector (Moorpark Bridge)***

Equipment

Description	No. of Equip.	Reference Noise Level at 50ft, Lmax	Acoustical Usage Factor	Distance to Receptor, ft	Estimated Noise Shielding, dBA
Tractors/Loaders/Backhoes	1	84	40%	2695	0
Trencher	1	82	50%	2695	0
Crane (Mobile)	1	81	16%	2720	0
Rubber Tired Loader	1	79	40%	2720	0
Tractors/Loaders/Backhoes	1	84	40%	2745	0
Trencher	1	82	50%	2745	0
Crane (Mobile)	1	81	16%	2770	0
Rubber Tired Loader	1	79	40%	2770	0
	8				

Receptor: ***R09***

Results:

1-hour Leq: **51.9**

Source for Ref. Noise Levels: FHWA RCNM, 2006

Project: Radford Studio Center **Off-Site Construction**

Construction Phase: ***Off-Site - LADWP Water Line Upgrades***

Equipment

Description	No. of Equip.	Reference Noise Level at 50ft, Lmax	Acoustical Usage Factor	Distance to Receptor, ft	Estimated Noise Shielding, dBA
Jackhammer	1	89	20%	440	0
Compressor	1	78	40%	440	0
Backhoe	1	78	40%	465	0
Dump Truck	1	76	40%	465	0
Concrete Truck	1	79	40%	490	0
	5				

Receptor: ***R09***

Results:

1-hour Leq: **65.0**

Source for Ref. Noise Levels: FHWA RCNM, 2006

Project: Radford Studio Center **On-Site Construction**

Construction Phase: ***Demolition***

Equipment

Description	No. of Equip.	Reference Noise Level at 50ft, Lmax	Acoustical Usage Factor	Distance to Receptor, ft	Estimated Noise Shielding, dBA
Tractors/Loaders/Backhoes	1	84	40%	170	0
Water Truck	1	82	10%	195	0
Excavator	1	81	40%	220	0
Air Compressor	1	78	40%	245	0
Tractors/Loaders/Backhoes	1	84	40%	270	0
Excavator	1	81	40%	270	0
Tractors/Loaders/Backhoes	1	84	40%	295	0
Excavator	1	81	40%	295	0
	8				

Receptor: ***R10***

Results:

1-hour Leq: 73.6

Source for Ref. Noise Levels: FHWA RCNM, 2006

Project: Radford Studio Center **On-Site Construction**

Construction Phase: ***Grading/ Excavation***

Equipment

Description	No. of Equip.	Reference Noise Level at 50ft, Lmax	Acoustical Usage Factor	Distance to Receptor, ft	Estimated Noise Shielding, dBA
Bore/Drill Rig	1	84	20%	170	0
Cranes (Mobile)	1	81	16%	195	0
Excavator	1	81	40%	220	0
Grader	1	85	40%	245	0
Water Truck	1	82	10%	270	0
Pump	1	81	20%	270	0
Rubber Tired Loader	1	79	40%	295	0
Tractor/Loader/Backhoe	1	84	40%	295	0
Welders	1	74	40%	320	0
Bore/Drill Rig	1	84	20%	320	0
Cranes (Mobile)	1	81	16%	345	0
Excavator	1	81	40%	345	0
Water Truck	1	82	10%	370	0
Pump	1	81	20%	370	0
Rubber Tired Loader	2	79	40%	370	0
Tractor/Loader/Backhoe	1	84	40%	395	0
Welders	1	74	40%	395	0
Excavator	1	81	40%	395	0
	19				

Receptor: ***R10***

Results:

1-hour Leq: **74.2**

Source for Ref. Noise Levels: FHWA RCNM, 2006

Project: Radford Studio Center **On-Site Construction**

Construction Phase: ***Grading/ Excavation at 100 feet away***

Equipment

Description	No. of Equip.	Reference Noise Level at 50ft, Lmax	Acoustical Usage Factor	Distance to Receptor, ft	Estimated Noise Shielding, dBA
Bore/Drill Rig	1	84	20%	270	0
Cranes (Mobile)	1	81	16%	295	0
Excavator	1	81	40%	320	0
Grader	1	85	40%	345	0
Water Truck	1	82	10%	370	0
Pump	1	81	20%	370	0
Rubber Tired Loader	1	79	40%	395	0
Tractor/Loader/Backhoe	1	84	40%	395	0
Welders	1	74	40%	420	0
Bore/Drill Rig	1	84	20%	420	0
Cranes (Mobile)	1	81	16%	445	0
Excavator	1	81	40%	445	0
Water Truck	1	82	10%	470	0
Pump	1	81	20%	470	0
Rubber Tired Loader	2	79	40%	470	0
Tractor/Loader/Backhoe	1	84	40%	495	0
Welders	1	74	40%	495	0
Excavator	1	81	40%	495	0
	19				

Receptor: ***R10***

Results:

1-hour Leq: 71.3

Source for Ref. Noise Levels: FHWA RCNM, 2006

Project: Radford Studio Center **On-Site Construction**

Construction Phase: ***Mat Foundation***

Equipment

Description	No. of Equip.	Reference Noise Level at 50ft, Lmax	Acoustical Usage Factor	Distance to Receptor, ft	Estimated Noise Shielding, dBA
Pump	1	81	20%	170	0
Cranes (Tower)	1	81	16%	195	0
Pump	1	81	20%	220	0
Cranes (Tower)	1	81	16%	245	0
Pump	1	81	20%	270	0
Pump	1	81	20%	270	0
Pump	1	81	20%	295	0
Pump	1	81	20%	295	0
	8				

Receptor: ***R10***

Results:

1-hour Leq: **69.5**

Source for Ref. Noise Levels: FHWA RCNM, 2006

Project: Radford Studio Center **On-Site Construction**

Construction Phase: ***Mat Foundation at 100 feet away***

Equipment

Description	No. of Equip.	Reference Noise Level at 50ft, Lmax	Acoustical Usage Factor	Distance to Receptor, ft	Estimated Noise Shielding, dBA
Pump	1	81	20%	270	0
Cranes (Tower)	1	81	16%	295	0
Pump	1	81	20%	320	0
Cranes (Tower)	1	81	16%	345	0
Pump	1	81	20%	370	0
Pump	1	81	20%	370	0
Pump	1	81	20%	395	0
Pump	1	81	20%	395	0
	8				

Receptor: ***R10***

Results:

1-hour Leq: **66.2**

Source for Ref. Noise Levels: FHWA RCNM, 2006

Project: Radford Studio Center **On-Site Construction**

Construction Phase: ***Mat Foundation at 200 feet away***

Equipment

Description	No. of Equip.	Reference Noise Level at 50ft, Lmax	Acoustical Usage Factor	Distance to Receptor, ft	Estimated Noise Shielding, dBA
Pump	1	81	20%	370	0
Cranes (Tower)	1	81	16%	395	0
Pump	1	81	20%	420	0
Cranes (Tower)	1	81	16%	445	0
Pump	1	81	20%	470	0
Pump	1	81	20%	470	0
Pump	1	81	20%	495	0
Pump	1	81	20%	495	0
	8				

Receptor: ***R10***

Results:

1-hour Leq: 63.9

Source for Ref. Noise Levels: FHWA RCNM, 2006

Project: Radford Studio Center **On-Site Construction**

Construction Phase: ***Structure/ Enclosure***

Equipment

Description	No. of Equip.	Reference Noise Level at 50ft, Lmax	Acoustical Usage Factor	Distance to Receptor, ft	Estimated Noise Shielding, dBA
Tractor/Loader/Backhoe	1	84	40%	170	0
Crane (Tower)	1	81	16%	195	0
Crane (Mobile)	1	81	16%	220	0
Forklift	1	75	20%	245	0
Other Equipment	1	85	50%	270	0
Aerial Lift (Electric)	1	75	20%	270	0
Welder	1	74	40%	295	0
Pump	1	81	20%	295	0
Rough Terrain Forklift	1	75	20%	320	0
Crane (Tower)	1	81	16%	320	0
Crane (Mobile)	1	81	16%	345	0
Forklift	3	75	20%	345	0
Other Equipment	3	85	50%	370	0
Aerial Lift (Electric)	9	75	20%	370	0
Welder	1	74	40%	370	0
Pump	1	81	20%	395	0
Rough Terrain Forklift	3	75	20%	395	0
Crane (Mobile)	1	81	16%	395	0
	32				

Receptor: ***R10***

Results:

1-hour Leq: **74.8**

Source for Ref. Noise Levels: FHWA RCNM, 2006

Project: Radford Studio Center **On-Site Construction**

Construction Phase: ***Structure/ Enclosure at 100 feet away***

Equipment

Description	No. of Equip.	Reference Noise Level at 50ft, Lmax	Acoustical Usage Factor	Distance to Receptor, ft	Estimated Noise Shielding, dBA
Tractor/Loader/Backhoe	1	84	40%	270	0
Crane (Tower)	1	81	16%	295	0
Crane (Mobile)	1	81	16%	320	0
Forklift	1	75	20%	345	0
Other Equipment	1	85	50%	370	0
Aerial Lift (Electric)	1	75	20%	370	0
Welder	1	74	40%	395	0
Pump	1	81	20%	395	0
Rough Terrain Forklift	1	75	20%	420	0
Crane (Tower)	1	81	16%	420	0
Crane (Mobile)	1	81	16%	445	0
Forklift	3	75	20%	445	0
Other Equipment	3	85	50%	470	0
Aerial Lift (Electric)	9	75	20%	470	0
Welder	1	74	40%	470	0
Pump	1	81	20%	495	0
Rough Terrain Forklift	3	75	20%	495	0
Crane (Mobile)	1	81	16%	495	0
	32				

Receptor: ***R10***

Results:

1-hour Leq: **72.0**

Source for Ref. Noise Levels: FHWA RCNM, 2006

Project: Radford Studio Center **On-Site Construction**

Construction Phase: ***Structure/ Enclosure at 200 feet away***

Equipment

Description	No. of Equip.	Reference Noise Level at 50ft, Lmax	Acoustical Usage Factor	Distance to Receptor, ft	Estimated Noise Shielding, dBA
Tractor/Loader/Backhoe	1	84	40%	370	0
Crane (Tower)	1	81	16%	395	0
Crane (Mobile)	1	81	16%	420	0
Forklift	1	75	20%	445	0
Other Equipment	1	85	50%	470	0
Aerial Lift (Electric)	1	75	20%	470	0
Welder	1	74	40%	495	0
Pump	1	81	20%	495	0
Rough Terrain Forklift	1	75	20%	520	0
Crane (Tower)	1	81	16%	520	0
Crane (Mobile)	1	81	16%	545	0
Forklift	3	75	20%	545	0
Other Equipment	3	85	50%	570	0
Aerial Lift (Electric)	9	75	20%	570	0
Welder	1	74	40%	570	0
Pump	1	81	20%	595	0
Rough Terrain Forklift	3	75	20%	595	0
Crane (Mobile)	1	81	16%	595	0
	32				

Receptor: ***R10***

Results:

1-hour Leq: **70.0**

Source for Ref. Noise Levels: FHWA RCNM, 2006

Project: Radford Studio Center **On-Site Construction**

Construction Phase: ***Architectural Coatings/ Finishes***

Equipment

Description	No. of Equip.	Reference Noise Level at 50ft, Lmax	Acoustical Usage Factor	Distance to Receptor, ft	Estimated Noise Shielding, dBA
Pump	1	81	20%	170	0
Aerial Lift (Electric)	1	75	20%	195	0
Crane (Tower)	1	81	16%	220	0
Crane (Mobile)	1	81	16%	245	0
Forklift	1	75	20%	270	0
Rough Terrain Forkllift	1	75	20%	270	0
Air Compressor	1	78	40%	295	0
Pump	1	81	20%	295	0
Aerial Lift (Electric)	1	75	20%	320	0
Crane (Tower)	1	81	16%	320	0
Crane (Mobile)	1	81	16%	345	0
Forklift	1	75	20%	345	0
Rough Terrain Forkllift	1	75	20%	370	0
Air Compressor	5	78	40%	370	0
Aerial Lift (Electric)	8	75	20%	370	0
Crane (Mobile)	1	81	16%	395	0
Forklift	2	75	20%	395	0
Rough Terrain Forkllift	2	75	20%	395	0
	31				

Receptor: ***R10***

Results:

1-hour Leq: **70.7**

Source for Ref. Noise Levels: FHWA RCNM, 2006

Project: Radford Studio Center **On-Site Construction**

Construction Phase: ***Architectural Coatings/Finishes at 100 feet away***

Equipment

Description	No. of Equip.	Reference Noise Level at 50ft, Lmax	Acoustical Usage Factor	Distance to Receptor, ft	Estimated Noise Shielding, dBA
Pump	1	81	20%	270	0
Aerial Lift (Electric)	1	75	20%	295	0
Crane (Tower)	1	81	16%	320	0
Crane (Mobile)	1	81	16%	345	0
Forklift	1	75	20%	370	0
Rough Terrain Forkllift	1	75	20%	370	0
Air Compressor	1	78	40%	395	0
Pump	1	81	20%	395	0
Aerial Lift (Electric)	1	75	20%	420	0
Crane (Tower)	1	81	16%	420	0
Crane (Mobile)	1	81	16%	445	0
Forklift	1	75	20%	445	0
Rough Terrain Forkllift	1	75	20%	470	0
Air Compressor	5	78	40%	470	0
Aerial Lift (Electric)	8	75	20%	470	0
Crane (Mobile)	1	81	16%	495	0
Forklift	2	75	20%	495	0
Rough Terrain Forkllift	2	75	20%	495	0
	31				

Receptor: ***R10***

Results:

1-hour Leq: **68.0**

Source for Ref. Noise Levels: FHWA RCNM, 2006

Project: Radford Studio Center **On-Site Construction**

Construction Phase: ***Architectural Coatings/Finishes at 200 feet away***

Equipment

Description	No. of Equip.	Reference Noise Level at 50ft, Lmax	Acoustical Usage Factor	Distance to Receptor, ft	Estimated Noise Shielding, dBA
Pump	1	81	20%	370	0
Aerial Lift (Electric)	1	75	20%	395	0
Crane (Tower)	1	81	16%	420	0
Crane (Mobile)	1	81	16%	445	0
Forklift	1	75	20%	470	0
Rough Terrain Forkllift	1	75	20%	470	0
Air Compressor	1	78	40%	495	0
Pump	1	81	20%	495	0
Aerial Lift (Electric)	1	75	20%	520	0
Crane (Tower)	1	81	16%	520	0
Crane (Mobile)	1	81	16%	545	0
Forklift	1	75	20%	545	0
Rough Terrain Forkllift	1	75	20%	570	0
Air Compressor	5	78	40%	570	0
Aerial Lift (Electric)	8	75	20%	570	0
Crane (Mobile)	1	81	16%	595	0
Forklift	2	75	20%	595	0
Rough Terrain Forkllift	2	75	20%	595	0
	31				

Receptor: ***R10***

Results:

1-hour Leq: 66.0

Source for Ref. Noise Levels: FHWA RCNM, 2006

Project: Radford Studio Center **On-Site Construction**

Construction Phase: ***Paving/ Landscaping***

Equipment

Description	No. of Equip.	Reference Noise Level at 50ft, Lmax	Acoustical Usage Factor	Distance to Receptor, ft	Estimated Noise Shielding, dBA
Tractor/Loader/Backhoe	1	84	40%	400	0
Paving Equipment	1	77	50%	425	0
Signal Boards	1	73	50%	450	0
Skid Steer Loaders	1	79	40%	475	0
Rollers	1	80	20%	500	0
Tractor/Loader/Backhoe	1	84	40%	500	0
Skid Steer Loaders	1	79	40%	525	0
	7				

Receptor: ***R10***

Results:

1-hour Leq: **65.9**

Source for Ref. Noise Levels: FHWA RCNM, 2006

Project: Radford Studio Center **On-Site Construction**

Construction Phase: ***Paving/ Landscaping at 100 feet away***

Equipment

Description	No. of Equip.	Reference Noise Level at 50ft, Lmax	Acoustical Usage Factor	Distance to Receptor, ft	Estimated Noise Shielding, dBA
Tractor/Loader/Backhoe	1	84	40%	270	0
Paving Equipment	1	77	50%	295	0
Signal Boards	1	73	50%	320	0
Skid Steer Loaders	1	79	40%	345	0
Rollers	1	80	20%	370	0
Tractor/Loader/Backhoe	1	84	40%	370	0
Skid Steer Loaders	1	79	40%	395	0
	7				

Receptor: ***R10***

Results:

1-hour Leq: **68.9**

Source for Ref. Noise Levels: FHWA RCNM, 2006

Project: Radford Studio Center **On-Site Construction**

Construction Phase: ***Haul Trucks Staging***

Equipment

Description	No. of Equip.	Reference Noise Level at 50ft, Lmax	Acoustical Usage Factor	Distance to Receptor, ft	Estimated Noise Shielding, dBA
North Staging Area	1	76	40%	1649	5
North Staging Area	1	76	40%	1659	5
North Staging Area	1	76	40%	1669	5
North Staging Area	1	76	40%	1679	5
North Staging Area	1	76	40%	1689	5
North Staging Area	1	76	40%	1699	5
North Staging Area	1	76	40%	1709	5
North Staging Area	1	76	40%	1719	5
South Staging Area	1	76	40%	673	0
South Staging Area	1	76	40%	683	0
South Staging Area	1	76	40%	693	0
South Staging Area	1	76	40%	703	0
South Staging Area	1	76	40%	713	0
South Staging Area	1	76	40%	723	0
South Staging Area	1	76	40%	733	0
South Staging Area	1	76	40%	743	0
	16				

Receptor: ***R10***

Results:

1-hour Leq: **58.3**

Source for Ref. Noise Levels: FHWA RCNM, 2006

Project: Radford Studio Center **On-Site Construction**

Construction Phase: ***Dewatering Pumps***

Equipment

Description	No. of Equip.	Reference Noise Level at 50ft, Lmax	Acoustical Usage Factor	Distance to Receptor, ft	Estimated Noise Shielding, dBA
Dewatering Pump	1	61.4	100%	475	0
Dewatering Pump	1	61.4	100%	500	0
Dewatering Pump	1	61.4	100%	525	0
Dewatering Pump	1	61.4	100%	525	0
Dewatering Pump	1	61.4	100%	550	0
	5				

Receptor: ***R10***

Results:

1-hour Leq: **48.2**

Source for Ref. Noise Levels: FHWA RCNM, 2006

Project: Radford Studio Center **Off-Site Construction**

Construction Phase: ***Off-Site - Radford Ave. & Alley (Utilities/ Trenching)***

Equipment

Description	No. of Equip.	Reference Noise Level at 50ft, Lmax	Acoustical Usage Factor	Distance to Receptor, ft	Estimated Noise Shielding, dBA
Grader	1	85	40%	800	0
Rubber Tired Loader	1	79	40%	800	0
Tractors/Loaders/Backhoes	1	84	40%	825	0
Trencher	1	82	50%	825	0
	4				

Receptor: ***R10***

Results:

1-hour Leq: **61.1**

Source for Ref. Noise Levels: FHWA RCNM, 2006

Project: Radford Studio Center **Off-Site Construction**

Construction Phase: ***Off-Site - Radford Ave., Carpenter Ave., and Colfax Ave. (Paving)***

Equipment

Description	No. of Equip.	Reference Noise Level at 50ft, Lmax	Acoustical Usage Factor	Distance to Receptor, ft	Estimated Noise Shielding, dBA
Rollers	1	80	20%	465	5
Paving Equipment	1	77	50%	465	5
Rollers	1	80	20%	490	5
Paving Equipment	1	77	50%	490	5
Rollers	1	80	20%	515	5
Rollers	1	80	20%	515	5
	6				

Receptor: ***R10***

Results:

1-hour Leq: **56.4**

Source for Ref. Noise Levels: FHWA RCNM, 2006

Project: Radford Studio Center **Off-Site Construction**

Construction Phase: ***Off-Site - Radford Mobility Connector (Moorpark Bridge)***

Equipment

Description	No. of Equip.	Reference Noise Level at 50ft, Lmax	Acoustical Usage Factor	Distance to Receptor, ft	Estimated Noise Shielding, dBA
Tractors/Loaders/Backhoes	1	84	40%	2105	0
Trencher	1	82	50%	2105	0
Crane (Mobile)	1	81	16%	2130	0
Rubber Tired Loader	1	79	40%	2130	0
Tractors/Loaders/Backhoes	1	84	40%	2155	0
Trencher	1	82	50%	2155	0
Crane (Mobile)	1	81	16%	2180	0
Rubber Tired Loader	1	79	40%	2180	0
	8				

Receptor: ***R10***

Results:

1-hour Leq: **54.0**

Source for Ref. Noise Levels: FHWA RCNM, 2006

Project: Radford Studio Center **Off-Site Construction**

Construction Phase: ***Off-Site - LADWP Water Line Upgrades***

Equipment

Description	No. of Equip.	Reference Noise Level at 50ft, Lmax	Acoustical Usage Factor	Distance to Receptor, ft	Estimated Noise Shielding, dBA
Jackhammer	1	89	20%	1305	5
Compressor	1	78	40%	1305	5
Backhoe	1	78	40%	1330	5
Dump Truck	1	76	40%	1330	5
Concrete Truck	1	79	40%	1355	5
	5				

Receptor: ***R10***

Results:

1-hour Leq: **50.7**

Source for Ref. Noise Levels: FHWA RCNM, 2006

Project: Radford Studio Center **On-Site Construction**

Construction Phase: ***Demolition***

Equipment

Description	No. of Equip.	Reference Noise Level at 50ft, Lmax	Acoustical Usage Factor	Distance to Receptor, ft	Estimated Noise Shielding, dBA
Tractors/Loaders/Backhoes	1	84	40%	705	10
Water Truck	1	82	10%	730	10
Excavator	1	81	40%	755	10
Air Compressor	1	78	40%	780	10
Tractors/Loaders/Backhoes	1	84	40%	805	10
Excavator	1	81	40%	805	10
Tractors/Loaders/Backhoes	1	84	40%	830	10
Excavator	1	81	40%	830	10
	8				

Receptor: ***R11***

Results:

1-hour Leq: **53.1**

Source for Ref. Noise Levels: FHWA RCNM, 2006

Project: Radford Studio Center **On-Site Construction**

Construction Phase: ***Grading/ Excavation***

Equipment

Description	No. of Equip.	Reference Noise Level at 50ft, Lmax	Acoustical Usage Factor	Distance to Receptor, ft	Estimated Noise Shielding, dBA
Bore/Drill Rig	1	84	20%	705	10
Cranes (Mobile)	1	81	16%	730	10
Excavator	1	81	40%	755	10
Grader	1	85	40%	780	10
Water Truck	1	82	10%	805	10
Pump	1	81	20%	805	10
Rubber Tired Loader	1	79	40%	830	10
Tractor/Loader/Backhoe	1	84	40%	830	10
Welders	1	74	40%	855	10
Bore/Drill Rig	1	84	20%	855	10
Cranes (Mobile)	1	81	16%	880	10
Excavator	1	81	40%	880	10
Water Truck	1	82	10%	905	10
Pump	1	81	20%	905	10
Rubber Tired Loader	2	79	40%	905	10
Tractor/Loader/Backhoe	1	84	40%	930	10
Welders	1	74	40%	930	10
Excavator	1	81	40%	930	10
	19				

Receptor: ***R11***

Results:

1-hour Leq: **54.7**

Source for Ref. Noise Levels: FHWA RCNM, 2006

Project: Radford Studio Center **On-Site Construction**

Construction Phase: ***Grading/ Excavation at 100 feet away***

Equipment

Description	No. of Equip.	Reference Noise Level at 50ft, Lmax	Acoustical Usage Factor	Distance to Receptor, ft	Estimated Noise Shielding, dBA
Bore/Drill Rig	1	84	20%	805	10
Cranes (Mobile)	1	81	16%	830	10
Excavator	1	81	40%	855	10
Grader	1	85	40%	880	10
Water Truck	1	82	10%	905	10
Pump	1	81	20%	905	10
Rubber Tired Loader	1	79	40%	930	10
Tractor/Loader/Backhoe	1	84	40%	930	10
Welders	1	74	40%	955	10
Bore/Drill Rig	1	84	20%	955	10
Cranes (Mobile)	1	81	16%	980	10
Excavator	1	81	40%	980	10
Water Truck	1	82	10%	1005	10
Pump	1	81	20%	1005	10
Rubber Tired Loader	2	79	40%	1005	10
Tractor/Loader/Backhoe	1	84	40%	1030	10
Welders	1	74	40%	1030	10
Excavator	1	81	40%	1030	10
	19				

Receptor: ***R11***

Results:

1-hour Leq: **53.7**

Source for Ref. Noise Levels: FHWA RCNM, 2006

Project: Radford Studio Center **On-Site Construction**

Construction Phase: ***Mat Foundation***

Equipment

Description	No. of Equip.	Reference Noise Level at 50ft, Lmax	Acoustical Usage Factor	Distance to Receptor, ft	Estimated Noise Shielding, dBA
Pump	1	81	20%	705	10
Cranes (Tower)	1	81	16%	730	10
Pump	1	81	20%	755	10
Cranes (Tower)	1	81	16%	780	10
Pump	1	81	20%	805	10
Pump	1	81	20%	805	10
Pump	1	81	20%	830	10
Pump	1	81	20%	830	10
	8				

Receptor: ***R11***

Results:

1-hour Leq: **49.0**

Source for Ref. Noise Levels: FHWA RCNM, 2006

Project: Radford Studio Center **On-Site Construction**

Construction Phase: ***Mat Foundation at 100 feet away***

Equipment

Description	No. of Equip.	Reference Noise Level at 50ft, Lmax	Acoustical Usage Factor	Distance to Receptor, ft	Estimated Noise Shielding, dBA
Pump	1	81	20%	805	10
Cranes (Tower)	1	81	16%	830	10
Pump	1	81	20%	855	10
Cranes (Tower)	1	81	16%	880	10
Pump	1	81	20%	905	10
Pump	1	81	20%	905	10
Pump	1	81	20%	930	10
Pump	1	81	20%	930	10
	8				

Receptor: ***R11***

Results:

1-hour Leq: 47.9

Source for Ref. Noise Levels: FHWA RCNM, 2006

Project: Radford Studio Center **On-Site Construction**

Construction Phase: ***Mat Foundation at 200 feet away***

Equipment

Description	No. of Equip.	Reference Noise Level at 50ft, Lmax	Acoustical Usage Factor	Distance to Receptor, ft	Estimated Noise Shielding, dBA
Pump	1	81	20%	905	10
Cranes (Tower)	1	81	16%	930	10
Pump	1	81	20%	955	10
Cranes (Tower)	1	81	16%	980	10
Pump	1	81	20%	1005	10
Pump	1	81	20%	1005	10
Pump	1	81	20%	1030	10
Pump	1	81	20%	1030	10
	8				

Receptor: ***R11***

Results:

1-hour Leq: 47.0

Source for Ref. Noise Levels: FHWA RCNM, 2006

Project: Radford Studio Center **On-Site Construction**

Construction Phase: ***Structure/ Enclosure***

Equipment

Description	No. of Equip.	Reference Noise Level at 50ft, Lmax	Acoustical Usage Factor	Distance to Receptor, ft	Estimated Noise Shielding, dBA
Tractor/Loader/Backhoe	1	84	40%	705	10
Crane (Tower)	1	81	16%	730	10
Crane (Mobile)	1	81	16%	755	10
Forklift	1	75	20%	780	10
Other Equipment	1	85	50%	805	10
Aerial Lift (Electric)	1	75	20%	805	10
Welder	1	74	40%	830	10
Pump	1	81	20%	830	10
Rough Terrain Forklift	1	75	20%	855	10
Crane (Tower)	1	81	16%	855	10
Crane (Mobile)	1	81	16%	880	10
Forklift	3	75	20%	880	10
Other Equipment	3	85	50%	905	10
Aerial Lift (Electric)	9	75	20%	905	10
Welder	1	74	40%	905	10
Pump	1	81	20%	930	10
Rough Terrain Forklift	3	75	20%	930	10
Crane (Mobile)	1	81	16%	930	10
	32				

Receptor: ***R11***

Results:

1-hour Leq: **55.5**

Source for Ref. Noise Levels: FHWA RCNM, 2006

Project: Radford Studio Center **On-Site Construction**

Construction Phase: ***Structure/ Enclosure at 100 feet away***

Equipment

Description	No. of Equip.	Reference Noise Level at 50ft, Lmax	Acoustical Usage Factor	Distance to Receptor, ft	Estimated Noise Shielding, dBA
Tractor/Loader/Backhoe	1	84	40%	805	10
Crane (Tower)	1	81	16%	830	10
Crane (Mobile)	1	81	16%	855	10
Forklift	1	75	20%	880	10
Other Equipment	1	85	50%	905	10
Aerial Lift (Electric)	1	75	20%	905	10
Welder	1	74	40%	930	10
Pump	1	81	20%	930	10
Rough Terrain Forklift	1	75	20%	955	10
Crane (Tower)	1	81	16%	955	10
Crane (Mobile)	1	81	16%	980	10
Forklift	3	75	20%	980	10
Other Equipment	3	85	50%	1005	10
Aerial Lift (Electric)	9	75	20%	1005	10
Welder	1	74	40%	1005	10
Pump	1	81	20%	1030	10
Rough Terrain Forklift	3	75	20%	1030	10
Crane (Mobile)	1	81	16%	1030	10
	32				

Receptor: ***R11***

Results:

1-hour Leq: **54.5**

Source for Ref. Noise Levels: FHWA RCNM, 2006

Project: Radford Studio Center **On-Site Construction**

Construction Phase: ***Structure/ Enclosure at 200 feet away***

Equipment

Description	No. of Equip.	Reference Noise Level at 50ft, Lmax	Acoustical Usage Factor	Distance to Receptor, ft	Estimated Noise Shielding, dBA
Tractor/Loader/Backhoe	1	84	40%	905	10
Crane (Tower)	1	81	16%	930	10
Crane (Mobile)	1	81	16%	955	10
Forklift	1	75	20%	980	10
Other Equipment	1	85	50%	1005	10
Aerial Lift (Electric)	1	75	20%	1005	10
Welder	1	74	40%	1030	10
Pump	1	81	20%	1030	10
Rough Terrain Forklift	1	75	20%	1055	10
Crane (Tower)	1	81	16%	1055	10
Crane (Mobile)	1	81	16%	1080	10
Forklift	3	75	20%	1080	10
Other Equipment	3	85	50%	1105	10
Aerial Lift (Electric)	9	75	20%	1105	10
Welder	1	74	40%	1105	10
Pump	1	81	20%	1130	10
Rough Terrain Forklift	3	75	20%	1130	10
Crane (Mobile)	1	81	16%	1130	10
	32				

Receptor: ***R11***

Results:

1-hour Leq: **53.6**

Source for Ref. Noise Levels: FHWA RCNM, 2006

Project: Radford Studio Center **On-Site Construction**

Construction Phase: ***Architectural Coatings/ Finishes***

Equipment

Description	No. of Equip.	Reference Noise Level at 50ft, Lmax	Acoustical Usage Factor	Distance to Receptor, ft	Estimated Noise Shielding, dBA
Pump	1	81	20%	705	10
Aerial Lift (Electric)	1	75	20%	730	10
Crane (Tower)	1	81	16%	755	10
Crane (Mobile)	1	81	16%	780	10
Forklift	1	75	20%	805	10
Rough Terrain Forkllift	1	75	20%	805	10
Air Compressor	1	78	40%	830	10
Pump	1	81	20%	830	10
Aerial Lift (Electric)	1	75	20%	855	10
Crane (Tower)	1	81	16%	855	10
Crane (Mobile)	1	81	16%	880	10
Forklift	1	75	20%	880	10
Rough Terrain Forkllift	1	75	20%	905	10
Air Compressor	5	78	40%	905	10
Aerial Lift (Electric)	8	75	20%	905	10
Crane (Mobile)	1	81	16%	930	10
Forklift	2	75	20%	930	10
Rough Terrain Forkllift	2	75	20%	930	10
	31				

Receptor: ***R11***

Results:

1-hour Leq: **51.5**

Source for Ref. Noise Levels: FHWA RCNM, 2006

Project: Radford Studio Center **On-Site Construction**

Construction Phase: ***Architectural Coatings/Finishes at 100 feet away***

Equipment

Description	No. of Equip.	Reference Noise Level at 50ft, Lmax	Acoustical Usage Factor	Distance to Receptor, ft	Estimated Noise Shielding, dBA
Pump	1	81	20%	805	10
Aerial Lift (Electric)	1	75	20%	830	10
Crane (Tower)	1	81	16%	855	10
Crane (Mobile)	1	81	16%	880	10
Forklift	1	75	20%	905	10
Rough Terrain Forkllift	1	75	20%	905	10
Air Compressor	1	78	40%	930	10
Pump	1	81	20%	930	10
Aerial Lift (Electric)	1	75	20%	955	10
Crane (Tower)	1	81	16%	955	10
Crane (Mobile)	1	81	16%	980	10
Forklift	1	75	20%	980	10
Rough Terrain Forkllift	1	75	20%	1005	10
Air Compressor	5	78	40%	1005	10
Aerial Lift (Electric)	8	75	20%	1005	10
Crane (Mobile)	1	81	16%	1030	10
Forklift	2	75	20%	1030	10
Rough Terrain Forkllift	2	75	20%	1030	10
	31				

Receptor: ***R11***

Results:

1-hour Leq: **50.6**

Source for Ref. Noise Levels: FHWA RCNM, 2006

Project: Radford Studio Center **On-Site Construction**

Construction Phase: ***Architectural Coatings/Finishes at 200 feet away***

Equipment

Description	No. of Equip.	Reference Noise Level at 50ft, Lmax	Acoustical Usage Factor	Distance to Receptor, ft	Estimated Noise Shielding, dBA
Pump	1	81	20%	905	10
Aerial Lift (Electric)	1	75	20%	930	10
Crane (Tower)	1	81	16%	955	10
Crane (Mobile)	1	81	16%	980	10
Forklift	1	75	20%	1005	10
Rough Terrain Forkllift	1	75	20%	1005	10
Air Compressor	1	78	40%	1030	10
Pump	1	81	20%	1030	10
Aerial Lift (Electric)	1	75	20%	1055	10
Crane (Tower)	1	81	16%	1055	10
Crane (Mobile)	1	81	16%	1080	10
Forklift	1	75	20%	1080	10
Rough Terrain Forkllift	1	75	20%	1105	10
Air Compressor	5	78	40%	1105	10
Aerial Lift (Electric)	8	75	20%	1105	10
Crane (Mobile)	1	81	16%	1130	10
Forklift	2	75	20%	1130	10
Rough Terrain Forkllift	2	75	20%	1130	10
	31				

Receptor: ***R11***

Results:

1-hour Leq: **49.7**

Source for Ref. Noise Levels: FHWA RCNM, 2006

Project: Radford Studio Center **On-Site Construction**

Construction Phase: ***Paving/ Landscaping***

Equipment

Description	No. of Equip.	Reference Noise Level at 50ft, Lmax	Acoustical Usage Factor	Distance to Receptor, ft	Estimated Noise Shielding, dBA
Tractor/Loader/Backhoe	1	84	40%	1000	10
Paving Equipment	1	77	50%	1025	10
Signal Boards	1	73	50%	1050	10
Skid Steer Loaders	1	79	40%	1075	10
Rollers	1	80	20%	1100	10
Tractor/Loader/Backhoe	1	84	40%	1100	10
Skid Steer Loaders	1	79	40%	1125	10
	7				

Receptor: ***R11***

Results:

1-hour Leq: **48.5**

Source for Ref. Noise Levels: FHWA RCNM, 2006

Project: Radford Studio Center **On-Site Construction**

Construction Phase: ***Paving/ Landscaping at 100 feet away***

Equipment

Description	No. of Equip.	Reference Noise Level at 50ft, Lmax	Acoustical Usage Factor	Distance to Receptor, ft	Estimated Noise Shielding, dBA
Tractor/Loader/Backhoe	1	84	40%	805	10
Paving Equipment	1	77	50%	830	10
Signal Boards	1	73	50%	855	10
Skid Steer Loaders	1	79	40%	880	10
Rollers	1	80	20%	905	10
Tractor/Loader/Backhoe	1	84	40%	905	10
Skid Steer Loaders	1	79	40%	930	10
	7				

Receptor: ***R11***

Results:

1-hour Leq: **50.3**

Source for Ref. Noise Levels: FHWA RCNM, 2006

Project: Radford Studio Center **On-Site Construction**

Construction Phase: ***Haul Trucks Staging***

Equipment

Description	No. of Equip.	Reference Noise Level at 50ft, Lmax	Acoustical Usage Factor	Distance to Receptor, ft	Estimated Noise Shielding, dBA
North Staging Area	1	76	40%	1760	10
North Staging Area	1	76	40%	1770	10
North Staging Area	1	76	40%	1780	10
North Staging Area	1	76	40%	1790	10
North Staging Area	1	76	40%	1800	10
North Staging Area	1	76	40%	1810	10
North Staging Area	1	76	40%	1820	10
North Staging Area	1	76	40%	1830	10
South Staging Area	1	76	40%	1168	10
South Staging Area	1	76	40%	1178	10
South Staging Area	1	76	40%	1188	10
South Staging Area	1	76	40%	1198	10
South Staging Area	1	76	40%	1208	10
South Staging Area	1	76	40%	1218	10
South Staging Area	1	76	40%	1228	10
South Staging Area	1	76	40%	1238	10
	16				

Receptor: ***R11***

Results:

1-hour Leq: **45.0**

Source for Ref. Noise Levels: FHWA RCNM, 2006

Project: Radford Studio Center **On-Site Construction**

Construction Phase: ***Dewatering Pumps***

Equipment

Description	No. of Equip.	Reference Noise Level at 50ft, Lmax	Acoustical Usage Factor	Distance to Receptor, ft	Estimated Noise Shielding, dBA
Dewatering Pump	1	61.4	100%	1055	10
Dewatering Pump	1	61.4	100%	1080	10
Dewatering Pump	1	61.4	100%	1105	10
Dewatering Pump	1	61.4	100%	1105	10
Dewatering Pump	1	61.4	100%	1130	10
	5				

Receptor: ***R11***

Results:

1-hour Leq: **31.6**

Source for Ref. Noise Levels: FHWA RCNM, 2006

Project: Radford Studio Center **Off-Site Construction**

Construction Phase: ***Off-Site - Radford Ave. & Alley (Utilities/ Trenching)***

Equipment

Description	No. of Equip.	Reference Noise Level at 50ft, Lmax	Acoustical Usage Factor	Distance to Receptor, ft	Estimated Noise Shielding, dBA
Grader	1	85	40%	1300	10
Rubber Tired Loader	1	79	40%	1300	10
Tractors/Loaders/Backhoes	1	84	40%	1325	10
Trencher	1	82	50%	1325	10
	4				

Receptor: ***R11***

Results:

1-hour Leq: 46.9

Source for Ref. Noise Levels: FHWA RCNM, 2006

Project: Radford Studio Center **Off-Site Construction**

Construction Phase: ***Off-Site - Radford Ave., Carpenter Ave., and Colfax Ave. (Paving)***

Equipment

Description	No. of Equip.	Reference Noise Level at 50ft, Lmax	Acoustical Usage Factor	Distance to Receptor, ft	Estimated Noise Shielding, dBA
Rollers	1	80	20%	810	10
Paving Equipment	1	77	50%	810	10
Rollers	1	80	20%	835	10
Paving Equipment	1	77	50%	835	10
Rollers	1	80	20%	860	10
Rollers	1	80	20%	860	10
	6				

Receptor: ***R11***

Results:

1-hour Leq: **46.7**

Source for Ref. Noise Levels: FHWA RCNM, 2006

Project: Radford Studio Center **Off-Site Construction**

Construction Phase: ***Off-Site - Radford Mobility Connector (Moorpark Bridge)***

Equipment

Description	No. of Equip.	Reference Noise Level at 50ft, Lmax	Acoustical Usage Factor	Distance to Receptor, ft	Estimated Noise Shielding, dBA
Tractors/Loaders/Backhoes	1	84	40%	2220	10
Trencher	1	82	50%	2220	10
Crane (Mobile)	1	81	16%	2245	10
Rubber Tired Loader	1	79	40%	2245	10
Tractors/Loaders/Backhoes	1	84	40%	2270	10
Trencher	1	82	50%	2270	10
Crane (Mobile)	1	81	16%	2295	10
Rubber Tired Loader	1	79	40%	2295	10
	8				

Receptor: ***R11***

Results:

1-hour Leq: **43.6**

Source for Ref. Noise Levels: FHWA RCNM, 2006

Project: Radford Studio Center **Off-Site Construction**

Construction Phase: ***Off-Site - LADWP Water Line Upgrades***

Equipment

Description	No. of Equip.	Reference Noise Level at 50ft, Lmax	Acoustical Usage Factor	Distance to Receptor, ft	Estimated Noise Shielding, dBA
Jackhammer	1	89	20%	1750	10
Compressor	1	78	40%	1750	10
Backhoe	1	78	40%	1775	10
Dump Truck	1	76	40%	1775	10
Concrete Truck	1	79	40%	1800	10
	5				

Receptor: ***R11***

Results:

1-hour Leq: **43.2**

Source for Ref. Noise Levels: FHWA RCNM, 2006

Project: Radford Studio Center **On-Site Construction**

Construction Phase: ***Demolition***

Equipment

Description	No. of Equip.	Reference Noise Level at 50ft, Lmax	Acoustical Usage Factor	Distance to Receptor, ft	Estimated Noise Shielding, dBA
Tractors/Loaders/Backhoes	1	84	40%	150	0
Water Truck	1	82	10%	175	0
Excavator	1	81	40%	200	0
Air Compressor	1	78	40%	225	0
Tractors/Loaders/Backhoes	1	84	40%	450	0
Excavator	1	81	40%	450	0
Tractors/Loaders/Backhoes	1	84	40%	475	0
Excavator	1	81	40%	475	0
	8				

Receptor: ***R12***

Results:

1-hour Leq: **73.1**

Source for Ref. Noise Levels: FHWA RCNM, 2006

Project: Radford Studio Center **On-Site Construction**

Construction Phase: ***Grading/ Excavation***

Equipment

Description	No. of Equip.	Reference Noise Level at 50ft, Lmax	Acoustical Usage Factor	Distance to Receptor, ft	Estimated Noise Shielding, dBA
Bore/Drill Rig	1	84	20%	150	0
Cranes (Mobile)	1	81	16%	175	0
Excavator	1	81	40%	200	0
Grader	1	85	40%	225	0
Water Truck	1	82	10%	450	0
Pump	1	81	20%	450	0
Rubber Tired Loader	1	79	40%	475	0
Tractor/Loader/Backhoe	1	84	40%	475	0
Welders	1	74	40%	500	0
Bore/Drill Rig	1	84	20%	500	0
Cranes (Mobile)	1	81	16%	525	0
Excavator	1	81	40%	525	0
Water Truck	1	82	10%	550	0
Pump	1	81	20%	550	0
Rubber Tired Loader	2	79	40%	550	0
Tractor/Loader/Backhoe	1	84	40%	575	0
Welders	1	74	40%	575	0
Excavator	1	81	40%	575	0
	19				

Receptor: ***R12***

Results:

1-hour Leq: 73.4

Source for Ref. Noise Levels: FHWA RCNM, 2006

Project: Radford Studio Center **On-Site Construction**

Construction Phase: ***Grading/ Excavation at 100 feet away***

Equipment

Description	No. of Equip.	Reference Noise Level at 50ft, Lmax	Acoustical Usage Factor	Distance to Receptor, ft	Estimated Noise Shielding, dBA
Bore/Drill Rig	1	84	20%	250	0
Cranes (Mobile)	1	81	16%	275	0
Excavator	1	81	40%	300	0
Grader	1	85	40%	325	0
Water Truck	1	82	10%	550	0
Pump	1	81	20%	550	0
Rubber Tired Loader	1	79	40%	575	0
Tractor/Loader/Backhoe	1	84	40%	575	0
Welders	1	74	40%	600	0
Bore/Drill Rig	1	84	20%	600	0
Cranes (Mobile)	1	81	16%	625	0
Excavator	1	81	40%	625	0
Water Truck	1	82	10%	650	0
Pump	1	81	20%	650	0
Rubber Tired Loader	2	79	40%	650	0
Tractor/Loader/Backhoe	1	84	40%	675	0
Welders	1	74	40%	675	0
Excavator	1	81	40%	675	0
	19				

Receptor: ***R12***

Results:

1-hour Leq: 70.3

Source for Ref. Noise Levels: FHWA RCNM, 2006

Project: Radford Studio Center **On-Site Construction**

Construction Phase: ***Mat Foundation***

Equipment

Description	No. of Equip.	Reference Noise Level at 50ft, Lmax	Acoustical Usage Factor	Distance to Receptor, ft	Estimated Noise Shielding, dBA
Pump	1	81	20%	350	0
Cranes (Tower)	1	81	16%	375	0
Pump	1	81	20%	400	0
Cranes (Tower)	1	81	16%	425	0
Pump	1	81	20%	650	0
Pump	1	81	20%	650	0
Pump	1	81	20%	675	0
Pump	1	81	20%	675	0
	8				

Receptor: ***R12***

Results:

1-hour Leq: **63.3**

Source for Ref. Noise Levels: FHWA RCNM, 2006

Project: Radford Studio Center **On-Site Construction**

Construction Phase: ***Mat Foundation at 100 feet away***

Equipment

Description	No. of Equip.	Reference Noise Level at 50ft, Lmax	Acoustical Usage Factor	Distance to Receptor, ft	Estimated Noise Shielding, dBA
Pump	1	81	20%	250	0
Cranes (Tower)	1	81	16%	275	0
Pump	1	81	20%	300	0
Cranes (Tower)	1	81	16%	325	0
Pump	1	81	20%	550	0
Pump	1	81	20%	550	0
Pump	1	81	20%	575	0
Pump	1	81	20%	575	0
	8				

Receptor: ***R12***

Results:

1-hour Leq: **65.6**

Source for Ref. Noise Levels: FHWA RCNM, 2006

Project: Radford Studio Center **On-Site Construction**

Construction Phase: ***Mat Foundation at 200 feet away***

Equipment

Description	No. of Equip.	Reference Noise Level at 50ft, Lmax	Acoustical Usage Factor	Distance to Receptor, ft	Estimated Noise Shielding, dBA
Pump	1	81	20%	350	0
Cranes (Tower)	1	81	16%	375	0
Pump	1	81	20%	400	0
Cranes (Tower)	1	81	16%	425	0
Pump	1	81	20%	650	0
Pump	1	81	20%	650	0
Pump	1	81	20%	675	0
Pump	1	81	20%	675	0
	8				

Receptor: ***R12***

Results:

1-hour Leq: 63.3

Source for Ref. Noise Levels: FHWA RCNM, 2006

Project: Radford Studio Center **On-Site Construction**

Construction Phase: ***Structure/ Enclosure***

Equipment

Description	No. of Equip.	Reference Noise Level at 50ft, Lmax	Acoustical Usage Factor	Distance to Receptor, ft	Estimated Noise Shielding, dBA
Tractor/Loader/Backhoe	1	84	40%	350	0
Crane (Tower)	1	81	16%	375	0
Crane (Mobile)	1	81	16%	400	0
Forklift	1	75	20%	425	0
Other Equipment	1	85	50%	650	0
Aerial Lift (Electric)	1	75	20%	650	0
Welder	1	74	40%	675	0
Pump	1	81	20%	675	0
Rough Terrain Forklift	1	75	20%	700	0
Crane (Tower)	1	81	16%	700	0
Crane (Mobile)	1	81	16%	725	0
Forklift	3	75	20%	725	0
Other Equipment	3	85	50%	750	0
Aerial Lift (Electric)	9	75	20%	750	0
Welder	1	74	40%	750	0
Pump	1	81	20%	775	0
Rough Terrain Forklift	3	75	20%	775	0
Crane (Mobile)	1	81	16%	775	0
	32				

Receptor: ***R12***

Results:

1-hour Leq: 68.4

Source for Ref. Noise Levels: FHWA RCNM, 2006

Project: Radford Studio Center **On-Site Construction**

Construction Phase: ***Structure/ Enclosure at 100 feet away***

Equipment

Description	No. of Equip.	Reference Noise Level at 50ft, Lmax	Acoustical Usage Factor	Distance to Receptor, ft	Estimated Noise Shielding, dBA
Tractor/Loader/Backhoe	1	84	40%	250	0
Crane (Tower)	1	81	16%	275	0
Crane (Mobile)	1	81	16%	300	0
Forklift	1	75	20%	325	0
Other Equipment	1	85	50%	550	0
Aerial Lift (Electric)	1	75	20%	550	0
Welder	1	74	40%	575	0
Pump	1	81	20%	575	0
Rough Terrain Forklift	1	75	20%	600	0
Crane (Tower)	1	81	16%	600	0
Crane (Mobile)	1	81	16%	625	0
Forklift	3	75	20%	625	0
Other Equipment	3	85	50%	650	0
Aerial Lift (Electric)	9	75	20%	650	0
Welder	1	74	40%	650	0
Pump	1	81	20%	675	0
Rough Terrain Forklift	3	75	20%	675	0
Crane (Mobile)	1	81	16%	675	0
	32				

Receptor: ***R12***

Results:

1-hour Leq: **70.4**

Source for Ref. Noise Levels: FHWA RCNM, 2006

Project: Radford Studio Center **On-Site Construction**

Construction Phase: ***Structure/ Enclosure at 200 feet away***

Equipment

Description	No. of Equip.	Reference Noise Level at 50ft, Lmax	Acoustical Usage Factor	Distance to Receptor, ft	Estimated Noise Shielding, dBA
Tractor/Loader/Backhoe	1	84	40%	350	0
Crane (Tower)	1	81	16%	375	0
Crane (Mobile)	1	81	16%	400	0
Forklift	1	75	20%	425	0
Other Equipment	1	85	50%	650	0
Aerial Lift (Electric)	1	75	20%	650	0
Welder	1	74	40%	675	0
Pump	1	81	20%	675	0
Rough Terrain Forklift	1	75	20%	700	0
Crane (Tower)	1	81	16%	700	0
Crane (Mobile)	1	81	16%	725	0
Forklift	3	75	20%	725	0
Other Equipment	3	85	50%	750	0
Aerial Lift (Electric)	9	75	20%	750	0
Welder	1	74	40%	750	0
Pump	1	81	20%	775	0
Rough Terrain Forklift	3	75	20%	775	0
Crane (Mobile)	1	81	16%	775	0
	32				

Receptor: ***R12***

Results:

1-hour Leq: 68.4

Source for Ref. Noise Levels: FHWA RCNM, 2006

Project: Radford Studio Center **On-Site Construction**

Construction Phase: ***Architectural Coatings/ Finishes***

Equipment

Description	No. of Equip.	Reference Noise Level at 50ft, Lmax	Acoustical Usage Factor	Distance to Receptor, ft	Estimated Noise Shielding, dBA
Pump	1	81	20%	350	0
Aerial Lift (Electric)	1	75	20%	375	0
Crane (Tower)	1	81	16%	400	0
Crane (Mobile)	1	81	16%	425	0
Forklift	1	75	20%	650	0
Rough Terrain Forkllift	1	75	20%	650	0
Air Compressor	1	78	40%	675	0
Pump	1	81	20%	675	0
Aerial Lift (Electric)	1	75	20%	700	0
Crane (Tower)	1	81	16%	700	0
Crane (Mobile)	1	81	16%	725	0
Forklift	1	75	20%	725	0
Rough Terrain Forkllift	1	75	20%	750	0
Air Compressor	5	78	40%	750	0
Aerial Lift (Electric)	8	75	20%	750	0
Crane (Mobile)	1	81	16%	775	0
Forklift	2	75	20%	775	0
Rough Terrain Forkllift	2	75	20%	775	0
	31				

Receptor: ***R12***

Results:

1-hour Leq: **64.5**

Source for Ref. Noise Levels: FHWA RCNM, 2006

Project: Radford Studio Center **On-Site Construction**

Construction Phase: ***Architectural Coatings/Finishes at 100 feet away***

Equipment

Description	No. of Equip.	Reference Noise Level at 50ft, Lmax	Acoustical Usage Factor	Distance to Receptor, ft	Estimated Noise Shielding, dBA
Pump	1	81	20%	250	0
Aerial Lift (Electric)	1	75	20%	275	0
Crane (Tower)	1	81	16%	300	0
Crane (Mobile)	1	81	16%	325	0
Forklift	1	75	20%	550	0
Rough Terrain Forkllift	1	75	20%	550	0
Air Compressor	1	78	40%	575	0
Pump	1	81	20%	575	0
Aerial Lift (Electric)	1	75	20%	600	0
Crane (Tower)	1	81	16%	600	0
Crane (Mobile)	1	81	16%	625	0
Forklift	1	75	20%	625	0
Rough Terrain Forkllift	1	75	20%	650	0
Air Compressor	5	78	40%	650	0
Aerial Lift (Electric)	8	75	20%	650	0
Crane (Mobile)	1	81	16%	675	0
Forklift	2	75	20%	675	0
Rough Terrain Forkllift	2	75	20%	675	0
	31				

Receptor: ***R12***

Results:

1-hour Leq: **66.5**

Source for Ref. Noise Levels: FHWA RCNM, 2006

Project: Radford Studio Center **On-Site Construction**

Construction Phase: ***Architectural Coatings/Finishes at 200 feet away***

Equipment

Description	No. of Equip.	Reference Noise Level at 50ft, Lmax	Acoustical Usage Factor	Distance to Receptor, ft	Estimated Noise Shielding, dBA
Pump	1	81	20%	350	0
Aerial Lift (Electric)	1	75	20%	375	0
Crane (Tower)	1	81	16%	400	0
Crane (Mobile)	1	81	16%	425	0
Forklift	1	75	20%	650	0
Rough Terrain Forkllift	1	75	20%	650	0
Air Compressor	1	78	40%	675	0
Pump	1	81	20%	675	0
Aerial Lift (Electric)	1	75	20%	700	0
Crane (Tower)	1	81	16%	700	0
Crane (Mobile)	1	81	16%	725	0
Forklift	1	75	20%	725	0
Rough Terrain Forkllift	1	75	20%	750	0
Air Compressor	5	78	40%	750	0
Aerial Lift (Electric)	8	75	20%	750	0
Crane (Mobile)	1	81	16%	775	0
Forklift	2	75	20%	775	0
Rough Terrain Forkllift	2	75	20%	775	0
	31				

Receptor: ***R12***

Results:

1-hour Leq: **64.5**

Source for Ref. Noise Levels: FHWA RCNM, 2006

Project: Radford Studio Center **On-Site Construction**

Construction Phase: ***Paving/ Landscaping***

Equipment

Description	No. of Equip.	Reference Noise Level at 50ft, Lmax	Acoustical Usage Factor	Distance to Receptor, ft	Estimated Noise Shielding, dBA
Tractor/Loader/Backhoe	1	84	40%	150	0
Paving Equipment	1	77	50%	175	0
Signal Boards	1	73	50%	200	0
Skid Steer Loaders	1	79	40%	225	0
Rollers	1	80	20%	450	0
Tractor/Loader/Backhoe	1	84	40%	450	0
Skid Steer Loaders	1	79	40%	475	0
	7				

Receptor: ***R12***

Results:

1-hour Leq: **72.4**

Source for Ref. Noise Levels: FHWA RCNM, 2006

Project: Radford Studio Center **On-Site Construction**

Construction Phase: ***Paving/ Landscaping at 100 feet away***

Equipment

Description	No. of Equip.	Reference Noise Level at 50ft, Lmax	Acoustical Usage Factor	Distance to Receptor, ft	Estimated Noise Shielding, dBA
Tractor/Loader/Backhoe	1	84	40%	250	0
Paving Equipment	1	77	50%	275	0
Signal Boards	1	73	50%	300	0
Skid Steer Loaders	1	79	40%	325	0
Rollers	1	80	20%	550	0
Tractor/Loader/Backhoe	1	84	40%	550	0
Skid Steer Loaders	1	79	40%	575	0
	7				

Receptor: ***R12***

Results:

1-hour Leq: **68.5**

Source for Ref. Noise Levels: FHWA RCNM, 2006

Project: Radford Studio Center **On-Site Construction**

Construction Phase: ***Haul Trucks Staging***

Equipment

Description	No. of Equip.	Reference Noise Level at 50ft, Lmax	Acoustical Usage Factor	Distance to Receptor, ft	Estimated Noise Shielding, dBA
North Staging Area	1	76	40%	658	0
North Staging Area	1	76	40%	668	0
North Staging Area	1	76	40%	678	0
North Staging Area	1	76	40%	688	0
North Staging Area	1	76	40%	698	0
North Staging Area	1	76	40%	708	0
North Staging Area	1	76	40%	718	0
North Staging Area	1	76	40%	728	0
South Staging Area	1	76	40%	1508	0
South Staging Area	1	76	40%	1518	0
South Staging Area	1	76	40%	1528	0
South Staging Area	1	76	40%	1538	0
South Staging Area	1	76	40%	1548	0
South Staging Area	1	76	40%	1558	0
South Staging Area	1	76	40%	1568	0
South Staging Area	1	76	40%	1578	0
	16				

Receptor: ***R12***

Results:

1-hour Leq: **59.0**

Source for Ref. Noise Levels: FHWA RCNM, 2006

Project: Radford Studio Center **On-Site Construction**

Construction Phase: ***Dewatering Pumps***

Equipment

Description	No. of Equip.	Reference Noise Level at 50ft, Lmax	Acoustical Usage Factor	Distance to Receptor, ft	Estimated Noise Shielding, dBA
Dewatering Pump	1	61.4	100%	1190	0
Dewatering Pump	1	61.4	100%	1215	0
Dewatering Pump	1	61.4	100%	1240	0
Dewatering Pump	1	61.4	100%	1240	0
Dewatering Pump	1	61.4	100%	1265	0
	5				

Receptor: ***R12***

Results:

1-hour Leq: **40.6**

Source for Ref. Noise Levels: FHWA RCNM, 2006

Project: Radford Studio Center **Off-Site Construction**

Construction Phase: ***Off-Site - Radford Ave. & Alley (Utilities/ Trenching)***

Equipment

Description	No. of Equip.	Reference Noise Level at 50ft, Lmax	Acoustical Usage Factor	Distance to Receptor, ft	Estimated Noise Shielding, dBA
Grader	1	85	40%	800	5
Rubber Tired Loader	1	79	40%	800	5
Tractors/Loaders/Backhoes	1	84	40%	825	5
Trencher	1	82	50%	825	5
	4				

Receptor: ***R12***

Results:

1-hour Leq: **56.1**

Source for Ref. Noise Levels: FHWA RCNM, 2006

Project: Radford Studio Center **Off-Site Construction**

Construction Phase: ***Off-Site - Radford Ave., Carpenter Ave., and Colfax Ave. (Paving)***

Equipment

Description	No. of Equip.	Reference Noise Level at 50ft, Lmax	Acoustical Usage Factor	Distance to Receptor, ft	Estimated Noise Shielding, dBA
Rollers	1	80	20%	800	5
Paving Equipment	1	77	50%	800	5
Rollers	1	80	20%	825	5
Paving Equipment	1	77	50%	825	5
Rollers	1	80	20%	850	5
Rollers	1	80	20%	850	5
	6				

Receptor: ***R12***

Results:

1-hour Leq: **51.8**

Source for Ref. Noise Levels: FHWA RCNM, 2006

Project: Radford Studio Center **Off-Site Construction**

Construction Phase: ***Off-Site - Radford Mobility Connector (Moorpark Bridge)***

Equipment

Description	No. of Equip.	Reference Noise Level at 50ft, Lmax	Acoustical Usage Factor	Distance to Receptor, ft	Estimated Noise Shielding, dBA
Tractors/Loaders/Backhoes	1	84	40%	1120	0
Trencher	1	82	50%	1120	0
Crane (Mobile)	1	81	16%	1145	0
Rubber Tired Loader	1	79	40%	1145	0
Tractors/Loaders/Backhoes	1	84	40%	1170	0
Trencher	1	82	50%	1170	0
Crane (Mobile)	1	81	16%	1195	0
Rubber Tired Loader	1	79	40%	1195	0
	8				

Receptor: ***R12***

Results:

1-hour Leq: **59.4**

Source for Ref. Noise Levels: FHWA RCNM, 2006

Project: Radford Studio Center **Off-Site Construction**

Construction Phase: ***Off-Site - LADWP Water Line Upgrades***

Equipment

Description	No. of Equip.	Reference Noise Level at 50ft, Lmax	Acoustical Usage Factor	Distance to Receptor, ft	Estimated Noise Shielding, dBA
Jackhammer	1	89	20%	845	5
Compressor	1	78	40%	845	5
Backhoe	1	78	40%	870	5
Dump Truck	1	76	40%	870	5
Concrete Truck	1	79	40%	895	5
	5				

Receptor: ***R12***

Results:

1-hour Leq: **54.4**

Source for Ref. Noise Levels: FHWA RCNM, 2006

Project: Radford Studio Center **On-Site Construction**

Construction Phase: ***Demolition***

Equipment

Description	No. of Equip.	Reference Noise Level at 50ft, Lmax	Acoustical Usage Factor	Distance to Receptor, ft	Estimated Noise Shielding, dBA
Tractors/Loaders/Backhoes	1	84	40%	155	0
Water Truck	1	82	10%	180	0
Excavator	1	81	40%	205	0
Air Compressor	1	78	40%	230	0
Tractors/Loaders/Backhoes	1	84	40%	1230	0
Excavator	1	81	40%	1230	0
Tractors/Loaders/Backhoes	1	84	40%	1255	0
Excavator	1	81	40%	1255	0
	8				

Receptor: ***R13***

Results:

1-hour Leq: **72.1**

Source for Ref. Noise Levels: FHWA RCNM, 2006

Project: Radford Studio Center **On-Site Construction**

Construction Phase: ***Grading/ Excavation***

Equipment

Description	No. of Equip.	Reference Noise Level at 50ft, Lmax	Acoustical Usage Factor	Distance to Receptor, ft	Estimated Noise Shielding, dBA
Bore/Drill Rig	1	84	20%	155	0
Cranes (Mobile)	1	81	16%	180	0
Excavator	1	81	40%	205	0
Grader	1	85	40%	230	0
Water Truck	1	82	10%	1230	0
Pump	1	81	20%	1230	0
Rubber Tired Loader	1	79	40%	1255	0
Tractor/Loader/Backhoe	1	84	40%	1255	0
Welders	1	74	40%	1280	0
Bore/Drill Rig	1	84	20%	1280	0
Cranes (Mobile)	1	81	16%	1305	0
Excavator	1	81	40%	1305	0
Water Truck	1	82	10%	1330	0
Pump	1	81	20%	1330	0
Rubber Tired Loader	2	79	40%	1330	0
Tractor/Loader/Backhoe	1	84	40%	1355	0
Welders	1	74	40%	1355	0
Excavator	1	81	40%	1355	0
	19				

Receptor: ***R13***

Results:

1-hour Leq: 72.2

Source for Ref. Noise Levels: FHWA RCNM, 2006

Project: Radford Studio Center **On-Site Construction**

Construction Phase: ***Grading/ Excavation at 100 feet away***

Equipment

Description	No. of Equip.	Reference Noise Level at 50ft, Lmax	Acoustical Usage Factor	Distance to Receptor, ft	Estimated Noise Shielding, dBA
Bore/Drill Rig	1	84	20%	255	0
Cranes (Mobile)	1	81	16%	280	0
Excavator	1	81	40%	305	0
Grader	1	85	40%	330	0
Water Truck	1	82	10%	1330	0
Pump	1	81	20%	1330	0
Rubber Tired Loader	1	79	40%	1355	0
Tractor/Loader/Backhoe	1	84	40%	1355	0
Welders	1	74	40%	1380	0
Bore/Drill Rig	1	84	20%	1380	0
Cranes (Mobile)	1	81	16%	1405	0
Excavator	1	81	40%	1405	0
Water Truck	1	82	10%	1430	0
Pump	1	81	20%	1430	0
Rubber Tired Loader	2	79	40%	1430	0
Tractor/Loader/Backhoe	1	84	40%	1455	0
Welders	1	74	40%	1455	0
Excavator	1	81	40%	1455	0
	19				

Receptor: ***R13***

Results:

1-hour Leq: 68.8

Source for Ref. Noise Levels: FHWA RCNM, 2006

Project: Radford Studio Center **On-Site Construction**

Construction Phase: ***Mat Foundation***

Equipment

Description	No. of Equip.	Reference Noise Level at 50ft, Lmax	Acoustical Usage Factor	Distance to Receptor, ft	Estimated Noise Shielding, dBA
Pump	1	81	20%	155	0
Cranes (Tower)	1	81	16%	180	0
Pump	1	81	20%	205	0
Cranes (Tower)	1	81	16%	230	0
Pump	1	81	20%	1230	0
Pump	1	81	20%	1230	0
Pump	1	81	20%	1255	0
Pump	1	81	20%	1255	0
	8				

Receptor: ***R13***

Results:

1-hour Leq: **68.3**

Source for Ref. Noise Levels: FHWA RCNM, 2006

Project: Radford Studio Center **On-Site Construction**

Construction Phase: ***Mat Foundation at 100 feet away***

Equipment

Description	No. of Equip.	Reference Noise Level at 50ft, Lmax	Acoustical Usage Factor	Distance to Receptor, ft	Estimated Noise Shielding, dBA
Pump	1	81	20%	255	0
Cranes (Tower)	1	81	16%	280	0
Pump	1	81	20%	305	0
Cranes (Tower)	1	81	16%	330	0
Pump	1	81	20%	1330	0
Pump	1	81	20%	1330	0
Pump	1	81	20%	1355	0
Pump	1	81	20%	1355	0
	8				

Receptor: ***R13***

Results:

1-hour Leq: 64.6

Source for Ref. Noise Levels: FHWA RCNM, 2006

Project: Radford Studio Center **On-Site Construction**

Construction Phase: ***Mat Foundation at 200 feet away***

Equipment

Description	No. of Equip.	Reference Noise Level at 50ft, Lmax	Acoustical Usage Factor	Distance to Receptor, ft	Estimated Noise Shielding, dBA
Pump	1	81	20%	355	0
Cranes (Tower)	1	81	16%	380	0
Pump	1	81	20%	405	0
Cranes (Tower)	1	81	16%	430	0
Pump	1	81	20%	1430	0
Pump	1	81	20%	1430	0
Pump	1	81	20%	1455	0
Pump	1	81	20%	1455	0
	8				

Receptor: ***R13***

Results:

1-hour Leq: **62.1**

Source for Ref. Noise Levels: FHWA RCNM, 2006

Project: Radford Studio Center **On-Site Construction**

Construction Phase: ***Structure/ Enclosure***

Equipment

Description	No. of Equip.	Reference Noise Level at 50ft, Lmax	Acoustical Usage Factor	Distance to Receptor, ft	Estimated Noise Shielding, dBA
Tractor/Loader/Backhoe	1	84	40%	155	0
Crane (Tower)	1	81	16%	180	0
Crane (Mobile)	1	81	16%	205	0
Forklift	1	75	20%	230	0
Other Equipment	1	85	50%	1230	0
Aerial Lift (Electric)	1	75	20%	1230	0
Welder	1	74	40%	1255	0
Pump	1	81	20%	1255	0
Rough Terrain Forklift	1	75	20%	1280	0
Crane (Tower)	1	81	16%	1280	0
Crane (Mobile)	1	81	16%	1305	0
Forklift	3	75	20%	1305	0
Other Equipment	3	85	50%	1330	0
Aerial Lift (Electric)	9	75	20%	1330	0
Welder	1	74	40%	1330	0
Pump	1	81	20%	1355	0
Rough Terrain Forklift	3	75	20%	1355	0
Crane (Mobile)	1	81	16%	1355	0
	32				

Receptor: ***R13***

Results:

1-hour Leq: **71.7**

Source for Ref. Noise Levels: FHWA RCNM, 2006

Project: Radford Studio Center **On-Site Construction**

Construction Phase: ***Structure/ Enclosure at 100 feet away***

Equipment

Description	No. of Equip.	Reference Noise Level at 50ft, Lmax	Acoustical Usage Factor	Distance to Receptor, ft	Estimated Noise Shielding, dBA
Tractor/Loader/Backhoe	1	84	40%	255	0
Crane (Tower)	1	81	16%	280	0
Crane (Mobile)	1	81	16%	305	0
Forklift	1	75	20%	330	0
Other Equipment	1	85	50%	1330	0
Aerial Lift (Electric)	1	75	20%	1330	0
Welder	1	74	40%	1355	0
Pump	1	81	20%	1355	0
Rough Terrain Forklift	1	75	20%	1380	0
Crane (Tower)	1	81	16%	1380	0
Crane (Mobile)	1	81	16%	1405	0
Forklift	3	75	20%	1405	0
Other Equipment	3	85	50%	1430	0
Aerial Lift (Electric)	9	75	20%	1430	0
Welder	1	74	40%	1430	0
Pump	1	81	20%	1455	0
Rough Terrain Forklift	3	75	20%	1455	0
Crane (Mobile)	1	81	16%	1455	0
	32				

Receptor: ***R13***

Results:

1-hour Leq: **68.0**

Source for Ref. Noise Levels: FHWA RCNM, 2006

Project: Radford Studio Center **On-Site Construction**

Construction Phase: ***Structure/ Enclosure at 200 feet away***

Equipment

Description	No. of Equip.	Reference Noise Level at 50ft, Lmax	Acoustical Usage Factor	Distance to Receptor, ft	Estimated Noise Shielding, dBA
Tractor/Loader/Backhoe	1	84	40%	355	0
Crane (Tower)	1	81	16%	380	0
Crane (Mobile)	1	81	16%	405	0
Forklift	1	75	20%	430	0
Other Equipment	1	85	50%	1430	0
Aerial Lift (Electric)	1	75	20%	1430	0
Welder	1	74	40%	1455	0
Pump	1	81	20%	1455	0
Rough Terrain Forklift	1	75	20%	1480	0
Crane (Tower)	1	81	16%	1480	0
Crane (Mobile)	1	81	16%	1505	0
Forklift	3	75	20%	1505	0
Other Equipment	3	85	50%	1530	0
Aerial Lift (Electric)	9	75	20%	1530	0
Welder	1	74	40%	1530	0
Pump	1	81	20%	1555	0
Rough Terrain Forklift	3	75	20%	1555	0
Crane (Mobile)	1	81	16%	1555	0
	32				

Receptor: ***R13***

Results:

1-hour Leq: **65.7**

Source for Ref. Noise Levels: FHWA RCNM, 2006

Project: Radford Studio Center **On-Site Construction**

Construction Phase: ***Architectural Coatings/ Finishes***

Equipment

Description	No. of Equip.	Reference Noise Level at 50ft, Lmax	Acoustical Usage Factor	Distance to Receptor, ft	Estimated Noise Shielding, dBA
Pump	1	81	20%	155	0
Aerial Lift (Electric)	1	75	20%	180	0
Crane (Tower)	1	81	16%	205	0
Crane (Mobile)	1	81	16%	230	0
Forklift	1	75	20%	1230	0
Rough Terrain Forkllift	1	75	20%	1230	0
Air Compressor	1	78	40%	1255	0
Pump	1	81	20%	1255	0
Aerial Lift (Electric)	1	75	20%	1280	0
Crane (Tower)	1	81	16%	1280	0
Crane (Mobile)	1	81	16%	1305	0
Forklift	1	75	20%	1305	0
Rough Terrain Forkllift	1	75	20%	1330	0
Air Compressor	5	78	40%	1330	0
Aerial Lift (Electric)	8	75	20%	1330	0
Crane (Mobile)	1	81	16%	1355	0
Forklift	2	75	20%	1355	0
Rough Terrain Forkllift	2	75	20%	1355	0
	31				

Receptor: ***R13***

Results:

1-hour Leq: **67.6**

Source for Ref. Noise Levels: FHWA RCNM, 2006

Project: Radford Studio Center **On-Site Construction**

Construction Phase: ***Architectural Coatings/Finishes at 100 feet away***

Equipment

Description	No. of Equip.	Reference Noise Level at 50ft, Lmax	Acoustical Usage Factor	Distance to Receptor, ft	Estimated Noise Shielding, dBA
Pump	1	81	20%	255	0
Aerial Lift (Electric)	1	75	20%	280	0
Crane (Tower)	1	81	16%	305	0
Crane (Mobile)	1	81	16%	330	0
Forklift	1	75	20%	1330	0
Rough Terrain Forkllift	1	75	20%	1330	0
Air Compressor	1	78	40%	1355	0
Pump	1	81	20%	1355	0
Aerial Lift (Electric)	1	75	20%	1380	0
Crane (Tower)	1	81	16%	1380	0
Crane (Mobile)	1	81	16%	1405	0
Forklift	1	75	20%	1405	0
Rough Terrain Forkllift	1	75	20%	1430	0
Air Compressor	5	78	40%	1430	0
Aerial Lift (Electric)	8	75	20%	1430	0
Crane (Mobile)	1	81	16%	1455	0
Forklift	2	75	20%	1455	0
Rough Terrain Forkllift	2	75	20%	1455	0
	31				

Receptor: ***R13***

Results:

1-hour Leq: **64.2**

Source for Ref. Noise Levels: FHWA RCNM, 2006

Project: Radford Studio Center **On-Site Construction**

Construction Phase: ***Architectural Coatings/Finishes at 200 feet away***

Equipment

Description	No. of Equip.	Reference Noise Level at 50ft, Lmax	Acoustical Usage Factor	Distance to Receptor, ft	Estimated Noise Shielding, dBA
Pump	1	81	20%	355	0
Aerial Lift (Electric)	1	75	20%	380	0
Crane (Tower)	1	81	16%	405	0
Crane (Mobile)	1	81	16%	430	0
Forklift	1	75	20%	1430	0
Rough Terrain Forkllift	1	75	20%	1430	0
Air Compressor	1	78	40%	1455	0
Pump	1	81	20%	1455	0
Aerial Lift (Electric)	1	75	20%	1480	0
Crane (Tower)	1	81	16%	1480	0
Crane (Mobile)	1	81	16%	1505	0
Forklift	1	75	20%	1505	0
Rough Terrain Forkllift	1	75	20%	1530	0
Air Compressor	5	78	40%	1530	0
Aerial Lift (Electric)	8	75	20%	1530	0
Crane (Mobile)	1	81	16%	1555	0
Forklift	2	75	20%	1555	0
Rough Terrain Forkllift	2	75	20%	1555	0
	31				

Receptor: ***R13***

Results:

1-hour Leq: 61.9

Source for Ref. Noise Levels: FHWA RCNM, 2006

Project: Radford Studio Center **On-Site Construction**

Construction Phase: ***Paving/ Landscaping***

Equipment

Description	No. of Equip.	Reference Noise Level at 50ft, Lmax	Acoustical Usage Factor	Distance to Receptor, ft	Estimated Noise Shielding, dBA
Tractor/Loader/Backhoe	1	84	40%	155	0
Paving Equipment	1	77	50%	180	0
Signal Boards	1	73	50%	205	0
Skid Steer Loaders	1	79	40%	230	0
Rollers	1	80	20%	1230	0
Tractor/Loader/Backhoe	1	84	40%	1230	0
Skid Steer Loaders	1	79	40%	1255	0
	7				

Receptor: ***R13***

Results:

1-hour Leq: 71.7

Source for Ref. Noise Levels: FHWA RCNM, 2006

Project: Radford Studio Center **On-Site Construction**

Construction Phase: ***Paving/ Landscaping at 100 feet away***

Equipment

Description	No. of Equip.	Reference Noise Level at 50ft, Lmax	Acoustical Usage Factor	Distance to Receptor, ft	Estimated Noise Shielding, dBA
Tractor/Loader/Backhoe	1	84	40%	255	0
Paving Equipment	1	77	50%	280	0
Signal Boards	1	73	50%	305	0
Skid Steer Loaders	1	79	40%	330	0
Rollers	1	80	20%	1330	0
Tractor/Loader/Backhoe	1	84	40%	1330	0
Skid Steer Loaders	1	79	40%	1355	0
	7				

Receptor: ***R13***

Results:

1-hour Leq: **67.7**

Source for Ref. Noise Levels: FHWA RCNM, 2006

Project: Radford Studio Center **On-Site Construction**

Construction Phase: ***Haul Trucks Staging***

Equipment

Description	No. of Equip.	Reference Noise Level at 50ft, Lmax	Acoustical Usage Factor	Distance to Receptor, ft	Estimated Noise Shielding, dBA
North Staging Area	1	76	40%	428	0
North Staging Area	1	76	40%	438	0
North Staging Area	1	76	40%	448	0
North Staging Area	1	76	40%	458	0
North Staging Area	1	76	40%	468	0
North Staging Area	1	76	40%	478	0
North Staging Area	1	76	40%	488	0
North Staging Area	1	76	40%	498	0
South Staging Area	1	76	40%	2418	5
South Staging Area	1	76	40%	2428	5
South Staging Area	1	76	40%	2438	5
South Staging Area	1	76	40%	2448	5
South Staging Area	1	76	40%	2458	5
South Staging Area	1	76	40%	2468	5
South Staging Area	1	76	40%	2478	5
South Staging Area	1	76	40%	2488	5
	16				

Receptor: ***R13***

Results:

1-hour Leq: **61.8**

Source for Ref. Noise Levels: FHWA RCNM, 2006

Project: Radford Studio Center **On-Site Construction**

Construction Phase: ***Dewatering Pumps***

Equipment

Description	No. of Equip.	Reference Noise Level at 50ft, Lmax	Acoustical Usage Factor	Distance to Receptor, ft	Estimated Noise Shielding, dBA
Dewatering Pump	1	61.4	100%	2050	0
Dewatering Pump	1	61.4	100%	2075	0
Dewatering Pump	1	61.4	100%	2100	0
Dewatering Pump	1	61.4	100%	2100	0
Dewatering Pump	1	61.4	100%	2125	0
	5				

Receptor: ***R13***

Results:

1-hour Leq: **36.0**

Source for Ref. Noise Levels: FHWA RCNM, 2006

Project: Radford Studio Center **Off-Site Construction**

Construction Phase: ***Off-Site - Radford Ave. & Alley (Utilities/ Trenching)***

Equipment

Description	No. of Equip.	Reference Noise Level at 50ft, Lmax	Acoustical Usage Factor	Distance to Receptor, ft	Estimated Noise Shielding, dBA
Grader	1	85	40%	190	0
Rubber Tired Loader	1	79	40%	190	0
Tractors/Loaders/Backhoes	1	84	40%	215	0
Trencher	1	82	50%	215	0
	4				

Receptor: ***R13***

Results:

1-hour Leq: **73.2**

Source for Ref. Noise Levels: FHWA RCNM, 2006

Project: Radford Studio Center **Off-Site Construction**

Construction Phase: ***Off-Site - Radford Ave., Carpenter Ave., and Colfax Ave. (Paving)***

Equipment

Description	No. of Equip.	Reference Noise Level at 50ft, Lmax	Acoustical Usage Factor	Distance to Receptor, ft	Estimated Noise Shielding, dBA
Rollers	1	80	20%	190	0
Paving Equipment	1	77	50%	190	0
Rollers	1	80	20%	215	0
Paving Equipment	1	77	50%	215	0
Rollers	1	80	20%	240	0
Rollers	1	80	20%	240	0
	6				

Receptor: ***R13***

Results:

1-hour Leq: 68.6

Source for Ref. Noise Levels: FHWA RCNM, 2006

Project: Radford Studio Center **Off-Site Construction**

Construction Phase: ***Off-Site - Radford Mobility Connector (Moorpark Bridge)***

Equipment

Description	No. of Equip.	Reference Noise Level at 50ft, Lmax	Acoustical Usage Factor	Distance to Receptor, ft	Estimated Noise Shielding, dBA
Tractors/Loaders/Backhoes	1	84	40%	155	0
Trencher	1	82	50%	155	0
Crane (Mobile)	1	81	16%	180	0
Rubber Tired Loader	1	79	40%	180	0
Tractors/Loaders/Backhoes	1	84	40%	205	0
Trencher	1	82	50%	205	0
Crane (Mobile)	1	81	16%	230	0
Rubber Tired Loader	1	79	40%	230	0
	8				

Receptor: ***R13***

Results:

1-hour Leq: 75.5

Source for Ref. Noise Levels: FHWA RCNM, 2006

Project: Radford Studio Center **Off-Site Construction**

Construction Phase: ***Off-Site - LADWP Water Line Upgrades***

Equipment

Description	No. of Equip.	Reference Noise Level at 50ft, Lmax	Acoustical Usage Factor	Distance to Receptor, ft	Estimated Noise Shielding, dBA
Jackhammer	1	89	20%	210	0
Compressor	1	78	40%	210	0
Backhoe	1	78	40%	235	0
Dump Truck	1	76	40%	235	0
Concrete Truck	1	79	40%	260	0
	5				

Receptor: ***R13***

Results:

1-hour Leq: 71.3

Source for Ref. Noise Levels: FHWA RCNM, 2006

Project: Radford Studio Center **On-Site Construction**

Construction Phase: ***Demolition***

Equipment

Description	No. of Equip.	Reference Noise Level at 50ft, Lmax	Acoustical Usage Factor	Distance to Receptor, ft	Estimated Noise Shielding, dBA
Tractors/Loaders/Backhoes	1	84	40%	390	0
Water Truck	1	82	10%	415	0
Excavator	1	81	40%	440	0
Air Compressor	1	78	40%	465	0
Tractors/Loaders/Backhoes	1	84	40%	1465	0
Excavator	1	81	40%	1465	0
Tractors/Loaders/Backhoes	1	84	40%	1490	0
Excavator	1	81	40%	1490	0
	8				

Receptor: ***R14***

Results:

1-hour Leq: **65.0**

Source for Ref. Noise Levels: FHWA RCNM, 2006

Project: Radford Studio Center **On-Site Construction**

Construction Phase: ***Grading/ Excavation***

Equipment

Description	No. of Equip.	Reference Noise Level at 50ft, Lmax	Acoustical Usage Factor	Distance to Receptor, ft	Estimated Noise Shielding, dBA
Bore/Drill Rig	1	84	20%	265	0
Cranes (Mobile)	1	81	16%	290	0
Excavator	1	81	40%	315	0
Grader	1	85	40%	340	0
Water Truck	1	82	10%	1340	0
Pump	1	81	20%	1340	0
Rubber Tired Loader	1	79	40%	1365	0
Tractor/Loader/Backhoe	1	84	40%	1365	0
Welders	1	74	40%	1390	0
Bore/Drill Rig	1	84	20%	1390	0
Cranes (Mobile)	1	81	16%	1415	0
Excavator	1	81	40%	1415	0
Water Truck	1	82	10%	1440	0
Pump	1	81	20%	1440	0
Rubber Tired Loader	2	79	40%	1440	0
Tractor/Loader/Backhoe	1	84	40%	1465	0
Welders	1	74	40%	1465	0
Excavator	1	81	40%	1465	0
	19				

Receptor: ***R14***

Results:

1-hour Leq: 68.5

Source for Ref. Noise Levels: FHWA RCNM, 2006

Project: Radford Studio Center **On-Site Construction**

Construction Phase: ***Grading/ Excavation at 100 feet away***

Equipment

Description	No. of Equip.	Reference Noise Level at 50ft, Lmax	Acoustical Usage Factor	Distance to Receptor, ft	Estimated Noise Shielding, dBA
Bore/Drill Rig	1	84	20%	365	0
Cranes (Mobile)	1	81	16%	390	0
Excavator	1	81	40%	415	0
Grader	1	85	40%	440	0
Water Truck	1	82	10%	1440	0
Pump	1	81	20%	1440	0
Rubber Tired Loader	1	79	40%	1465	0
Tractor/Loader/Backhoe	1	84	40%	1465	0
Welders	1	74	40%	1490	0
Bore/Drill Rig	1	84	20%	1490	0
Cranes (Mobile)	1	81	16%	1515	0
Excavator	1	81	40%	1515	0
Water Truck	1	82	10%	1540	0
Pump	1	81	20%	1540	0
Rubber Tired Loader	2	79	40%	1540	0
Tractor/Loader/Backhoe	1	84	40%	1565	0
Welders	1	74	40%	1565	0
Excavator	1	81	40%	1565	0
	19				

Receptor: ***R14***

Results:

1-hour Leq: **66.3**

Source for Ref. Noise Levels: FHWA RCNM, 2006

Project: Radford Studio Center **On-Site Construction**

Construction Phase: ***Mat Foundation***

Equipment

Description	No. of Equip.	Reference Noise Level at 50ft, Lmax	Acoustical Usage Factor	Distance to Receptor, ft	Estimated Noise Shielding, dBA
Pump	1	81	20%	265	0
Cranes (Tower)	1	81	16%	290	0
Pump	1	81	20%	315	0
Cranes (Tower)	1	81	16%	340	0
Pump	1	81	20%	1340	0
Pump	1	81	20%	1340	0
Pump	1	81	20%	1365	0
Pump	1	81	20%	1365	0
	8				

Receptor: ***R14***

Results:

1-hour Leq: **64.3**

Source for Ref. Noise Levels: FHWA RCNM, 2006

Project: Radford Studio Center **On-Site Construction**

Construction Phase: ***Mat Foundation at 100 feet away***

Equipment

Description	No. of Equip.	Reference Noise Level at 50ft, Lmax	Acoustical Usage Factor	Distance to Receptor, ft	Estimated Noise Shielding, dBA
Pump	1	81	20%	365	0
Cranes (Tower)	1	81	16%	390	0
Pump	1	81	20%	415	0
Cranes (Tower)	1	81	16%	440	0
Pump	1	81	20%	1440	0
Pump	1	81	20%	1440	0
Pump	1	81	20%	1465	0
Pump	1	81	20%	1465	0
	8				

Receptor: ***R14***

Results:

1-hour Leq: 61.9

Source for Ref. Noise Levels: FHWA RCNM, 2006

Project: Radford Studio Center **On-Site Construction**

Construction Phase: ***Mat Foundation at 200 feet away***

Equipment

Description	No. of Equip.	Reference Noise Level at 50ft, Lmax	Acoustical Usage Factor	Distance to Receptor, ft	Estimated Noise Shielding, dBA
Pump	1	81	20%	465	0
Cranes (Tower)	1	81	16%	490	0
Pump	1	81	20%	515	0
Cranes (Tower)	1	81	16%	540	0
Pump	1	81	20%	1540	0
Pump	1	81	20%	1540	0
Pump	1	81	20%	1565	0
Pump	1	81	20%	1565	0
	8				

Receptor: ***R14***

Results:

1-hour Leq: 60.1

Source for Ref. Noise Levels: FHWA RCNM, 2006

Project: Radford Studio Center **On-Site Construction**

Construction Phase: ***Structure/ Enclosure***

Equipment

Description	No. of Equip.	Reference Noise Level at 50ft, Lmax	Acoustical Usage Factor	Distance to Receptor, ft	Estimated Noise Shielding, dBA
Tractor/Loader/Backhoe	1	84	40%	265	0
Crane (Tower)	1	81	16%	290	0
Crane (Mobile)	1	81	16%	315	0
Forklift	1	75	20%	340	0
Other Equipment	1	85	50%	1340	0
Aerial Lift (Electric)	1	75	20%	1340	0
Welder	1	74	40%	1365	0
Pump	1	81	20%	1365	0
Rough Terrain Forklift	1	75	20%	1390	0
Crane (Tower)	1	81	16%	1390	0
Crane (Mobile)	1	81	16%	1415	0
Forklift	3	75	20%	1415	0
Other Equipment	3	85	50%	1440	0
Aerial Lift (Electric)	9	75	20%	1440	0
Welder	1	74	40%	1440	0
Pump	1	81	20%	1465	0
Rough Terrain Forklift	3	75	20%	1465	0
Crane (Mobile)	1	81	16%	1465	0
	32				

Receptor: ***R14***

Results:

1-hour Leq: **67.7**

Source for Ref. Noise Levels: FHWA RCNM, 2006

Project: Radford Studio Center **On-Site Construction**

Construction Phase: ***Structure/ Enclosure at 100 feet away***

Equipment

Description	No. of Equip.	Reference Noise Level at 50ft, Lmax	Acoustical Usage Factor	Distance to Receptor, ft	Estimated Noise Shielding, dBA
Tractor/Loader/Backhoe	1	84	40%	365	0
Crane (Tower)	1	81	16%	390	0
Crane (Mobile)	1	81	16%	415	0
Forklift	1	75	20%	440	0
Other Equipment	1	85	50%	1440	0
Aerial Lift (Electric)	1	75	20%	1440	0
Welder	1	74	40%	1465	0
Pump	1	81	20%	1465	0
Rough Terrain Forklift	1	75	20%	1490	0
Crane (Tower)	1	81	16%	1490	0
Crane (Mobile)	1	81	16%	1515	0
Forklift	3	75	20%	1515	0
Other Equipment	3	85	50%	1540	0
Aerial Lift (Electric)	9	75	20%	1540	0
Welder	1	74	40%	1540	0
Pump	1	81	20%	1565	0
Rough Terrain Forklift	3	75	20%	1565	0
Crane (Mobile)	1	81	16%	1565	0
	32				

Receptor: ***R14***

Results:

1-hour Leq: **65.5**

Source for Ref. Noise Levels: FHWA RCNM, 2006

Project: Radford Studio Center **On-Site Construction**

Construction Phase: ***Structure/ Enclosure at 200 feet away***

Equipment

Description	No. of Equip.	Reference Noise Level at 50ft, Lmax	Acoustical Usage Factor	Distance to Receptor, ft	Estimated Noise Shielding, dBA
Tractor/Loader/Backhoe	1	84	40%	465	0
Crane (Tower)	1	81	16%	490	0
Crane (Mobile)	1	81	16%	515	0
Forklift	1	75	20%	540	0
Other Equipment	1	85	50%	1540	0
Aerial Lift (Electric)	1	75	20%	1540	0
Welder	1	74	40%	1565	0
Pump	1	81	20%	1565	0
Rough Terrain Forklift	1	75	20%	1590	0
Crane (Tower)	1	81	16%	1590	0
Crane (Mobile)	1	81	16%	1615	0
Forklift	3	75	20%	1615	0
Other Equipment	3	85	50%	1640	0
Aerial Lift (Electric)	9	75	20%	1640	0
Welder	1	74	40%	1640	0
Pump	1	81	20%	1665	0
Rough Terrain Forklift	3	75	20%	1665	0
Crane (Mobile)	1	81	16%	1665	0
	32				

Receptor: ***R14***

Results:

1-hour Leq: **63.9**

Source for Ref. Noise Levels: FHWA RCNM, 2006

Project: Radford Studio Center **On-Site Construction**

Construction Phase: ***Architectural Coatings/ Finishes***

Equipment

Description	No. of Equip.	Reference Noise Level at 50ft, Lmax	Acoustical Usage Factor	Distance to Receptor, ft	Estimated Noise Shielding, dBA
Pump	1	81	20%	265	0
Aerial Lift (Electric)	1	75	20%	290	0
Crane (Tower)	1	81	16%	315	0
Crane (Mobile)	1	81	16%	340	0
Forklift	1	75	20%	1340	0
Rough Terrain Forkllift	1	75	20%	1340	0
Air Compressor	1	78	40%	1365	0
Pump	1	81	20%	1365	0
Aerial Lift (Electric)	1	75	20%	1390	0
Crane (Tower)	1	81	16%	1390	0
Crane (Mobile)	1	81	16%	1415	0
Forklift	1	75	20%	1415	0
Rough Terrain Forkllift	1	75	20%	1440	0
Air Compressor	5	78	40%	1440	0
Aerial Lift (Electric)	8	75	20%	1440	0
Crane (Mobile)	1	81	16%	1465	0
Forklift	2	75	20%	1465	0
Rough Terrain Forkllift	2	75	20%	1465	0
	31				

Receptor: ***R14***

Results:

1-hour Leq: **63.9**

Source for Ref. Noise Levels: FHWA RCNM, 2006

Project: Radford Studio Center **On-Site Construction**

Construction Phase: ***Architectural Coatings/Finishes at 100 feet away***

Equipment

Description	No. of Equip.	Reference Noise Level at 50ft, Lmax	Acoustical Usage Factor	Distance to Receptor, ft	Estimated Noise Shielding, dBA
Pump	1	81	20%	365	0
Aerial Lift (Electric)	1	75	20%	390	0
Crane (Tower)	1	81	16%	415	0
Crane (Mobile)	1	81	16%	440	0
Forklift	1	75	20%	1440	0
Rough Terrain Forkllift	1	75	20%	1440	0
Air Compressor	1	78	40%	1465	0
Pump	1	81	20%	1465	0
Aerial Lift (Electric)	1	75	20%	1490	0
Crane (Tower)	1	81	16%	1490	0
Crane (Mobile)	1	81	16%	1515	0
Forklift	1	75	20%	1515	0
Rough Terrain Forkllift	1	75	20%	1540	0
Air Compressor	5	78	40%	1540	0
Aerial Lift (Electric)	8	75	20%	1540	0
Crane (Mobile)	1	81	16%	1565	0
Forklift	2	75	20%	1565	0
Rough Terrain Forkllift	2	75	20%	1565	0
	31				

Receptor: ***R14***

Results:

1-hour Leq: **61.8**

Source for Ref. Noise Levels: FHWA RCNM, 2006

Project: Radford Studio Center **On-Site Construction**

Construction Phase: ***Architectural Coatings/Finishes at 200 feet away***

Equipment

Description	No. of Equip.	Reference Noise Level at 50ft, Lmax	Acoustical Usage Factor	Distance to Receptor, ft	Estimated Noise Shielding, dBA
Pump	1	81	20%	465	0
Aerial Lift (Electric)	1	75	20%	490	0
Crane (Tower)	1	81	16%	515	0
Crane (Mobile)	1	81	16%	540	0
Forklift	1	75	20%	1540	0
Rough Terrain Forkllift	1	75	20%	1540	0
Air Compressor	1	78	40%	1565	0
Pump	1	81	20%	1565	0
Aerial Lift (Electric)	1	75	20%	1590	0
Crane (Tower)	1	81	16%	1590	0
Crane (Mobile)	1	81	16%	1615	0
Forklift	1	75	20%	1615	0
Rough Terrain Forkllift	1	75	20%	1640	0
Air Compressor	5	78	40%	1640	0
Aerial Lift (Electric)	8	75	20%	1640	0
Crane (Mobile)	1	81	16%	1665	0
Forklift	2	75	20%	1665	0
Rough Terrain Forkllift	2	75	20%	1665	0
	31				

Receptor: ***R14***

Results:

1-hour Leq: **60.2**

Source for Ref. Noise Levels: FHWA RCNM, 2006

Project: Radford Studio Center **On-Site Construction**

Construction Phase: ***Paving/ Landscaping***

Equipment

Description	No. of Equip.	Reference Noise Level at 50ft, Lmax	Acoustical Usage Factor	Distance to Receptor, ft	Estimated Noise Shielding, dBA
Tractor/Loader/Backhoe	1	84	40%	600	0
Paving Equipment	1	77	50%	625	0
Signal Boards	1	73	50%	650	0
Skid Steer Loaders	1	79	40%	675	0
Rollers	1	80	20%	1675	0
Tractor/Loader/Backhoe	1	84	40%	1675	0
Skid Steer Loaders	1	79	40%	1700	0
	7				

Receptor: ***R14***

Results:

1-hour Leq: **60.9**

Source for Ref. Noise Levels: FHWA RCNM, 2006

Project: Radford Studio Center **On-Site Construction**

Construction Phase: ***Paving/ Landscaping at 100 feet away***

Equipment

Description	No. of Equip.	Reference Noise Level at 50ft, Lmax	Acoustical Usage Factor	Distance to Receptor, ft	Estimated Noise Shielding, dBA
Tractor/Loader/Backhoe	1	84	40%	365	0
Paving Equipment	1	77	50%	390	0
Signal Boards	1	73	50%	415	0
Skid Steer Loaders	1	79	40%	440	0
Rollers	1	80	20%	1440	0
Tractor/Loader/Backhoe	1	84	40%	1440	0
Skid Steer Loaders	1	79	40%	1465	0
	7				

Receptor: ***R14***

Results:

1-hour Leq: **64.8**

Source for Ref. Noise Levels: FHWA RCNM, 2006

Project: Radford Studio Center **On-Site Construction**

Construction Phase: ***Haul Trucks Staging***

Equipment

Description	No. of Equip.	Reference Noise Level at 50ft, Lmax	Acoustical Usage Factor	Distance to Receptor, ft	Estimated Noise Shielding, dBA
North Staging Area	1	76	40%	673	0
North Staging Area	1	76	40%	683	0
North Staging Area	1	76	40%	693	0
North Staging Area	1	76	40%	703	0
North Staging Area	1	76	40%	713	0
North Staging Area	1	76	40%	723	0
North Staging Area	1	76	40%	733	0
North Staging Area	1	76	40%	743	0
South Staging Area	1	76	40%	2685	5
South Staging Area	1	76	40%	2695	5
South Staging Area	1	76	40%	2705	5
South Staging Area	1	76	40%	2715	5
South Staging Area	1	76	40%	2725	5
South Staging Area	1	76	40%	2735	5
South Staging Area	1	76	40%	2745	5
South Staging Area	1	76	40%	2755	5
	16				

Receptor: ***R14***

Results:

1-hour Leq: **58.1**

Source for Ref. Noise Levels: FHWA RCNM, 2006

Project: Radford Studio Center **On-Site Construction**

Construction Phase: ***Dewatering Pumps***

Equipment

Description	No. of Equip.	Reference Noise Level at 50ft, Lmax	Acoustical Usage Factor	Distance to Receptor, ft	Estimated Noise Shielding, dBA
Dewatering Pump	1	61.4	100%	1315	0
Dewatering Pump	1	61.4	100%	1340	0
Dewatering Pump	1	61.4	100%	1365	0
Dewatering Pump	1	61.4	100%	1365	0
Dewatering Pump	1	61.4	100%	1390	0
	5				

Receptor: ***R14***

Results:

1-hour Leq: **39.7**

Source for Ref. Noise Levels: FHWA RCNM, 2006

Project: Radford Studio Center **Off-Site Construction**

Construction Phase: ***Off-Site - Radford Ave. & Alley (Utilities/ Trenching)***

Equipment

Description	No. of Equip.	Reference Noise Level at 50ft, Lmax	Acoustical Usage Factor	Distance to Receptor, ft	Estimated Noise Shielding, dBA
Grader	1	85	40%	350	0
Rubber Tired Loader	1	79	40%	350	0
Tractors/Loaders/Backhoes	1	84	40%	375	0
Trencher	1	82	50%	375	0
	4				

Receptor: ***R14***

Results:

1-hour Leq: **68.1**

Source for Ref. Noise Levels: FHWA RCNM, 2006

Project: Radford Studio Center **Off-Site Construction**

Construction Phase: ***Off-Site - Radford Ave., Carpenter Ave., and Colfax Ave. (Paving)***

Equipment

Description	No. of Equip.	Reference Noise Level at 50ft, Lmax	Acoustical Usage Factor	Distance to Receptor, ft	Estimated Noise Shielding, dBA
Rollers	1	80	20%	350	0
Paving Equipment	1	77	50%	350	0
Rollers	1	80	20%	375	0
Paving Equipment	1	77	50%	375	0
Rollers	1	80	20%	400	0
Rollers	1	80	20%	400	0
	6				

Receptor: ***R14***

Results:

1-hour Leq: **63.7**

Source for Ref. Noise Levels: FHWA RCNM, 2006

Project: Radford Studio Center **Off-Site Construction**

Construction Phase: ***Off-Site - Radford Mobility Connector (Moorpark Bridge)***

Equipment

Description	No. of Equip.	Reference Noise Level at 50ft, Lmax	Acoustical Usage Factor	Distance to Receptor, ft	Estimated Noise Shielding, dBA
Tractors/Loaders/Backhoes	1	84	40%	140	0
Trencher	1	82	50%	140	0
Crane (Mobile)	1	81	16%	165	0
Rubber Tired Loader	1	79	40%	165	0
Tractors/Loaders/Backhoes	1	84	40%	190	0
Trencher	1	82	50%	190	0
Crane (Mobile)	1	81	16%	215	0
Rubber Tired Loader	1	79	40%	215	0
	8				

Receptor: ***R14***

Results:

1-hour Leq: **76.3**

Source for Ref. Noise Levels: FHWA RCNM, 2006

Project: Radford Studio Center **Off-Site Construction**

Construction Phase: ***Off-Site - LADWP Water Line Upgrades***

Equipment

Description	No. of Equip.	Reference Noise Level at 50ft, Lmax	Acoustical Usage Factor	Distance to Receptor, ft	Estimated Noise Shielding, dBA
Jackhammer	1	89	20%	310	0
Compressor	1	78	40%	310	0
Backhoe	1	78	40%	335	0
Dump Truck	1	76	40%	335	0
Concrete Truck	1	79	40%	360	0
	5				

Receptor: ***R14***

Results:

1-hour Leq: 68.0

Source for Ref. Noise Levels: FHWA RCNM, 2006

Project: Radford Studio Center **On-Site Construction**

Construction Phase: ***Demolition***

Equipment

Description	No. of Equip.	Reference Noise Level at 50ft, Lmax	Acoustical Usage Factor	Distance to Receptor, ft	Estimated Noise Shielding, dBA
Tractors/Loaders/Backhoes	1	84	40%	925	5
Water Truck	1	82	10%	950	5
Excavator	1	81	40%	975	5
Air Compressor	1	78	40%	1000	5
Tractors/Loaders/Backhoes	1	84	40%	2000	5
Excavator	1	81	40%	2000	5
Tractors/Loaders/Backhoes	1	84	40%	2025	5
Excavator	1	81	40%	2025	5
	8				

Receptor: ***R15***

Results:

1-hour Leq: **53.6**

Source for Ref. Noise Levels: FHWA RCNM, 2006

Project: Radford Studio Center **On-Site Construction**

Construction Phase: ***Grading/ Excavation***

Equipment

Description	No. of Equip.	Reference Noise Level at 50ft, Lmax	Acoustical Usage Factor	Distance to Receptor, ft	Estimated Noise Shielding, dBA
Bore/Drill Rig	1	84	20%	925	5
Cranes (Mobile)	1	81	16%	950	5
Excavator	1	81	40%	975	5
Grader	1	85	40%	1000	5
Water Truck	1	82	10%	2000	5
Pump	1	81	20%	2000	5
Rubber Tired Loader	1	79	40%	2025	5
Tractor/Loader/Backhoe	1	84	40%	2025	5
Welders	1	74	40%	2050	5
Bore/Drill Rig	1	84	20%	2050	5
Cranes (Mobile)	1	81	16%	2075	5
Excavator	1	81	40%	2075	5
Water Truck	1	82	10%	2100	5
Pump	1	81	20%	2100	5
Rubber Tired Loader	2	79	40%	2100	5
Tractor/Loader/Backhoe	1	84	40%	2125	5
Welders	1	74	40%	2125	5
Excavator	1	81	40%	2125	5
	19				

Receptor: ***R15***

Results:

1-hour Leq: **54.9**

Source for Ref. Noise Levels: FHWA RCNM, 2006

Project: Radford Studio Center **On-Site Construction**

Construction Phase: ***Grading/ Excavation at 100 feet away***

Equipment

Description	No. of Equip.	Reference Noise Level at 50ft, Lmax	Acoustical Usage Factor	Distance to Receptor, ft	Estimated Noise Shielding, dBA
Bore/Drill Rig	1	84	20%	1025	5
Cranes (Mobile)	1	81	16%	1050	5
Excavator	1	81	40%	1075	5
Grader	1	85	40%	1100	5
Water Truck	1	82	10%	2100	5
Pump	1	81	20%	2100	5
Rubber Tired Loader	1	79	40%	2125	5
Tractor/Loader/Backhoe	1	84	40%	2125	5
Welders	1	74	40%	2150	5
Bore/Drill Rig	1	84	20%	2150	5
Cranes (Mobile)	1	81	16%	2175	5
Excavator	1	81	40%	2175	5
Water Truck	1	82	10%	2200	5
Pump	1	81	20%	2200	5
Rubber Tired Loader	2	79	40%	2200	5
Tractor/Loader/Backhoe	1	84	40%	2225	5
Welders	1	74	40%	2225	5
Excavator	1	81	40%	2225	5
	19				

Receptor: ***R15***

Results:

1-hour Leq: **54.2**

Source for Ref. Noise Levels: FHWA RCNM, 2006

Project: Radford Studio Center **On-Site Construction**

Construction Phase: ***Mat Foundation***

Equipment

Description	No. of Equip.	Reference Noise Level at 50ft, Lmax	Acoustical Usage Factor	Distance to Receptor, ft	Estimated Noise Shielding, dBA
Pump	1	81	20%	925	5
Cranes (Tower)	1	81	16%	950	5
Pump	1	81	20%	975	5
Cranes (Tower)	1	81	16%	1000	5
Pump	1	81	20%	2000	5
Pump	1	81	20%	2000	5
Pump	1	81	20%	2025	5
Pump	1	81	20%	2025	5
	8				

Receptor: ***R15***

Results:

1-hour Leq: **49.9**

Source for Ref. Noise Levels: FHWA RCNM, 2006

Project: Radford Studio Center **On-Site Construction**

Construction Phase: ***Mat Foundation at 100 feet away***

Equipment

Description	No. of Equip.	Reference Noise Level at 50ft, Lmax	Acoustical Usage Factor	Distance to Receptor, ft	Estimated Noise Shielding, dBA
Pump	1	81	20%	1025	5
Cranes (Tower)	1	81	16%	1050	5
Pump	1	81	20%	1075	5
Cranes (Tower)	1	81	16%	1100	5
Pump	1	81	20%	2100	5
Pump	1	81	20%	2100	5
Pump	1	81	20%	2125	5
Pump	1	81	20%	2125	5
	8				

Receptor: ***R15***

Results:

1-hour Leq: **49.1**

Source for Ref. Noise Levels: FHWA RCNM, 2006

Project: Radford Studio Center **On-Site Construction**

Construction Phase: ***Mat Foundation at 200 feet away***

Equipment

Description	No. of Equip.	Reference Noise Level at 50ft, Lmax	Acoustical Usage Factor	Distance to Receptor, ft	Estimated Noise Shielding, dBA
Pump	1	81	20%	1125	5
Cranes (Tower)	1	81	16%	1150	5
Pump	1	81	20%	1175	5
Cranes (Tower)	1	81	16%	1200	5
Pump	1	81	20%	2200	5
Pump	1	81	20%	2200	5
Pump	1	81	20%	2225	5
Pump	1	81	20%	2225	5
	8				

Receptor: ***R15***

Results:

1-hour Leq: **48.4**

Source for Ref. Noise Levels: FHWA RCNM, 2006

Project: Radford Studio Center **On-Site Construction**

Construction Phase: ***Structure/ Enclosure***

Equipment

Description	No. of Equip.	Reference Noise Level at 50ft, Lmax	Acoustical Usage Factor	Distance to Receptor, ft	Estimated Noise Shielding, dBA
Tractor/Loader/Backhoe	1	84	40%	925	5
Crane (Tower)	1	81	16%	950	5
Crane (Mobile)	1	81	16%	975	5
Forklift	1	75	20%	1000	5
Other Equipment	1	85	50%	2000	5
Aerial Lift (Electric)	1	75	20%	2000	5
Welder	1	74	40%	2025	5
Pump	1	81	20%	2025	5
Rough Terrain Forklift	1	75	20%	2050	5
Crane (Tower)	1	81	16%	2050	5
Crane (Mobile)	1	81	16%	2075	5
Forklift	3	75	20%	2075	5
Other Equipment	3	85	50%	2100	5
Aerial Lift (Electric)	9	75	20%	2100	5
Welder	1	74	40%	2100	5
Pump	1	81	20%	2125	5
Rough Terrain Forklift	3	75	20%	2125	5
Crane (Mobile)	1	81	16%	2125	5
	32				

Receptor: ***R15***

Results:

1-hour Leq: **54.7**

Source for Ref. Noise Levels: FHWA RCNM, 2006

Project: Radford Studio Center **On-Site Construction**

Construction Phase: ***Structure/ Enclosure at 100 feet away***

Equipment

Description	No. of Equip.	Reference Noise Level at 50ft, Lmax	Acoustical Usage Factor	Distance to Receptor, ft	Estimated Noise Shielding, dBA
Tractor/Loader/Backhoe	1	84	40%	1025	5
Crane (Tower)	1	81	16%	1050	5
Crane (Mobile)	1	81	16%	1075	5
Forklift	1	75	20%	1100	5
Other Equipment	1	85	50%	2100	5
Aerial Lift (Electric)	1	75	20%	2100	5
Welder	1	74	40%	2125	5
Pump	1	81	20%	2125	5
Rough Terrain Forklift	1	75	20%	2150	5
Crane (Tower)	1	81	16%	2150	5
Crane (Mobile)	1	81	16%	2175	5
Forklift	3	75	20%	2175	5
Other Equipment	3	85	50%	2200	5
Aerial Lift (Electric)	9	75	20%	2200	5
Welder	1	74	40%	2200	5
Pump	1	81	20%	2225	5
Rough Terrain Forklift	3	75	20%	2225	5
Crane (Mobile)	1	81	16%	2225	5
	32				

Receptor: ***R15***

Results:

1-hour Leq: **54.0**

Source for Ref. Noise Levels: FHWA RCNM, 2006

Project: Radford Studio Center **On-Site Construction**

Construction Phase: ***Structure/ Enclosure at 200 feet away***

Equipment

Description	No. of Equip.	Reference Noise Level at 50ft, Lmax	Acoustical Usage Factor	Distance to Receptor, ft	Estimated Noise Shielding, dBA
Tractor/Loader/Backhoe	1	84	40%	1125	5
Crane (Tower)	1	81	16%	1150	5
Crane (Mobile)	1	81	16%	1175	5
Forklift	1	75	20%	1200	5
Other Equipment	1	85	50%	2200	5
Aerial Lift (Electric)	1	75	20%	2200	5
Welder	1	74	40%	2225	5
Pump	1	81	20%	2225	5
Rough Terrain Forklift	1	75	20%	2250	5
Crane (Tower)	1	81	16%	2250	5
Crane (Mobile)	1	81	16%	2275	5
Forklift	3	75	20%	2275	5
Other Equipment	3	85	50%	2300	5
Aerial Lift (Electric)	9	75	20%	2300	5
Welder	1	74	40%	2300	5
Pump	1	81	20%	2325	5
Rough Terrain Forklift	3	75	20%	2325	5
Crane (Mobile)	1	81	16%	2325	5
	32				

Receptor: ***R15***

Results:

1-hour Leq: **53.5**

Source for Ref. Noise Levels: FHWA RCNM, 2006

Project: Radford Studio Center **On-Site Construction**

Construction Phase: ***Architectural Coatings/ Finishes***

Equipment

Description	No. of Equip.	Reference Noise Level at 50ft, Lmax	Acoustical Usage Factor	Distance to Receptor, ft	Estimated Noise Shielding, dBA
Pump	1	81	20%	925	5
Aerial Lift (Electric)	1	75	20%	950	5
Crane (Tower)	1	81	16%	975	5
Crane (Mobile)	1	81	16%	1000	5
Forklift	1	75	20%	2000	5
Rough Terrain Forkllift	1	75	20%	2000	5
Air Compressor	1	78	40%	2025	5
Pump	1	81	20%	2025	5
Aerial Lift (Electric)	1	75	20%	2050	5
Crane (Tower)	1	81	16%	2050	5
Crane (Mobile)	1	81	16%	2075	5
Forklift	1	75	20%	2075	5
Rough Terrain Forkllift	1	75	20%	2100	5
Air Compressor	5	78	40%	2100	5
Aerial Lift (Electric)	8	75	20%	2100	5
Crane (Mobile)	1	81	16%	2125	5
Forklift	2	75	20%	2125	5
Rough Terrain Forkllift	2	75	20%	2125	5
	31				

Receptor: ***R15***

Results:

1-hour Leq: **50.9**

Source for Ref. Noise Levels: FHWA RCNM, 2006

Project: Radford Studio Center **On-Site Construction**

Construction Phase: ***Architectural Coatings/Finishes at 100 feet away***

Equipment

Description	No. of Equip.	Reference Noise Level at 50ft, Lmax	Acoustical Usage Factor	Distance to Receptor, ft	Estimated Noise Shielding, dBA
Pump	1	81	20%	1025	5
Aerial Lift (Electric)	1	75	20%	1050	5
Crane (Tower)	1	81	16%	1075	5
Crane (Mobile)	1	81	16%	1100	5
Forklift	1	75	20%	2100	5
Rough Terrain Forkllift	1	75	20%	2100	5
Air Compressor	1	78	40%	2125	5
Pump	1	81	20%	2125	5
Aerial Lift (Electric)	1	75	20%	2150	5
Crane (Tower)	1	81	16%	2150	5
Crane (Mobile)	1	81	16%	2175	5
Forklift	1	75	20%	2175	5
Rough Terrain Forkllift	1	75	20%	2200	5
Air Compressor	5	78	40%	2200	5
Aerial Lift (Electric)	8	75	20%	2200	5
Crane (Mobile)	1	81	16%	2225	5
Forklift	2	75	20%	2225	5
Rough Terrain Forkllift	2	75	20%	2225	5
	31				

Receptor: ***R15***

Results:

1-hour Leq: **50.3**

Source for Ref. Noise Levels: FHWA RCNM, 2006

Project: Radford Studio Center **On-Site Construction**

Construction Phase: ***Architectural Coatings/Finishes at 200 feet away***

Equipment

Description	No. of Equip.	Reference Noise Level at 50ft, Lmax	Acoustical Usage Factor	Distance to Receptor, ft	Estimated Noise Shielding, dBA
Pump	1	81	20%	1125	5
Aerial Lift (Electric)	1	75	20%	1150	5
Crane (Tower)	1	81	16%	1175	5
Crane (Mobile)	1	81	16%	1200	5
Forklift	1	75	20%	2200	5
Rough Terrain Forkllift	1	75	20%	2200	5
Air Compressor	1	78	40%	2225	5
Pump	1	81	20%	2225	5
Aerial Lift (Electric)	1	75	20%	2250	5
Crane (Tower)	1	81	16%	2250	5
Crane (Mobile)	1	81	16%	2275	5
Forklift	1	75	20%	2275	5
Rough Terrain Forkllift	1	75	20%	2300	5
Air Compressor	5	78	40%	2300	5
Aerial Lift (Electric)	8	75	20%	2300	5
Crane (Mobile)	1	81	16%	2325	5
Forklift	2	75	20%	2325	5
Rough Terrain Forkllift	2	75	20%	2325	5
	31				

Receptor: ***R15***

Results:

1-hour Leq: **49.7**

Source for Ref. Noise Levels: FHWA RCNM, 2006

Project: Radford Studio Center **On-Site Construction**

Construction Phase: ***Paving/ Landscaping***

Equipment

Description	No. of Equip.	Reference Noise Level at 50ft, Lmax	Acoustical Usage Factor	Distance to Receptor, ft	Estimated Noise Shielding, dBA
Tractor/Loader/Backhoe	1	84	40%	1300	5
Paving Equipment	1	77	50%	1325	5
Signal Boards	1	73	50%	1350	5
Skid Steer Loaders	1	79	40%	1375	5
Rollers	1	80	20%	2375	5
Tractor/Loader/Backhoe	1	84	40%	2375	5
Skid Steer Loaders	1	79	40%	2400	5
	7				

Receptor: ***R15***

Results:

1-hour Leq: **49.9**

Source for Ref. Noise Levels: FHWA RCNM, 2006

Project: Radford Studio Center **On-Site Construction**

Construction Phase: ***Paving/ Landscaping at 100 feet away***

Equipment

Description	No. of Equip.	Reference Noise Level at 50ft, Lmax	Acoustical Usage Factor	Distance to Receptor, ft	Estimated Noise Shielding, dBA
Tractor/Loader/Backhoe	1	84	40%	1025	5
Paving Equipment	1	77	50%	1050	5
Signal Boards	1	73	50%	1075	5
Skid Steer Loaders	1	79	40%	1100	5
Rollers	1	80	20%	2100	5
Tractor/Loader/Backhoe	1	84	40%	2100	5
Skid Steer Loaders	1	79	40%	2125	5
	7				

Receptor: ***R15***

Results:

1-hour Leq: **51.7**

Source for Ref. Noise Levels: FHWA RCNM, 2006

Project: Radford Studio Center **On-Site Construction**

Construction Phase: ***Haul Trucks Staging***

Equipment

Description	No. of Equip.	Reference Noise Level at 50ft, Lmax	Acoustical Usage Factor	Distance to Receptor, ft	Estimated Noise Shielding, dBA
North Staging Area	1	76	40%	691	5
North Staging Area	1	76	40%	701	5
North Staging Area	1	76	40%	711	5
North Staging Area	1	76	40%	721	5
North Staging Area	1	76	40%	731	5
North Staging Area	1	76	40%	741	5
North Staging Area	1	76	40%	751	5
North Staging Area	1	76	40%	761	5
South Staging Area	1	76	40%	3333	5
South Staging Area	1	76	40%	3343	5
South Staging Area	1	76	40%	3353	5
South Staging Area	1	76	40%	3363	5
South Staging Area	1	76	40%	3373	5
South Staging Area	1	76	40%	3383	5
South Staging Area	1	76	40%	3393	5
South Staging Area	1	76	40%	3403	5
	16				

Receptor: ***R15***

Results:

1-hour Leq: **53.0**

Source for Ref. Noise Levels: FHWA RCNM, 2006

Project: Radford Studio Center **On-Site Construction**

Construction Phase: ***Dewatering Pumps***

Equipment

Description	No. of Equip.	Reference Noise Level at 50ft, Lmax	Acoustical Usage Factor	Distance to Receptor, ft	Estimated Noise Shielding, dBA
Dewatering Pump	1	61.4	100%	2960	5
Dewatering Pump	1	61.4	100%	2985	5
Dewatering Pump	1	61.4	100%	3010	5
Dewatering Pump	1	61.4	100%	3010	5
Dewatering Pump	1	61.4	100%	3035	5
	5				

Receptor: ***R15***

Results:

1-hour Leq: **27.9**

Source for Ref. Noise Levels: FHWA RCNM, 2006

Project: Radford Studio Center **Off-Site Construction**

Construction Phase: ***Off-Site - Radford Ave. & Alley (Utilities/ Trenching)***

Equipment

Description	No. of Equip.	Reference Noise Level at 50ft, Lmax	Acoustical Usage Factor	Distance to Receptor, ft	Estimated Noise Shielding, dBA
Grader	1	85	40%	985	5
Rubber Tired Loader	1	79	40%	985	5
Tractors/Loaders/Backhoes	1	84	40%	1010	5
Trencher	1	82	50%	1010	5
	4				

Receptor: ***R15***

Results:

1-hour Leq: **54.3**

Source for Ref. Noise Levels: FHWA RCNM, 2006

Project: Radford Studio Center **Off-Site Construction**

Construction Phase: ***Off-Site - Radford Ave., Carpenter Ave., and Colfax Ave. (Paving)***

Equipment

Description	No. of Equip.	Reference Noise Level at 50ft, Lmax	Acoustical Usage Factor	Distance to Receptor, ft	Estimated Noise Shielding, dBA
Rollers	1	80	20%	985	5
Paving Equipment	1	77	50%	985	5
Rollers	1	80	20%	1010	5
Paving Equipment	1	77	50%	1010	5
Rollers	1	80	20%	1035	5
Rollers	1	80	20%	1035	5
	6				

Receptor: ***R15***

Results:

1-hour Leq: **50.1**

Source for Ref. Noise Levels: FHWA RCNM, 2006

Project: Radford Studio Center **Off-Site Construction**

Construction Phase: ***Off-Site - Radford Mobility Connector (Moorpark Bridge)***

Equipment

Description	No. of Equip.	Reference Noise Level at 50ft, Lmax	Acoustical Usage Factor	Distance to Receptor, ft	Estimated Noise Shielding, dBA
Tractors/Loaders/Backhoes	1	84	40%	615	0
Trencher	1	82	50%	615	0
Crane (Mobile)	1	81	16%	640	0
Rubber Tired Loader	1	79	40%	640	0
Tractors/Loaders/Backhoes	1	84	40%	665	0
Trencher	1	82	50%	665	0
Crane (Mobile)	1	81	16%	690	0
Rubber Tired Loader	1	79	40%	690	0
	8				

Receptor: ***R15***

Results:

1-hour Leq: **64.5**

Source for Ref. Noise Levels: FHWA RCNM, 2006

Project: Radford Studio Center **Off-Site Construction**

Construction Phase: ***Off-Site - LADWP Water Line Upgrades***

Equipment

Description	No. of Equip.	Reference Noise Level at 50ft, Lmax	Acoustical Usage Factor	Distance to Receptor, ft	Estimated Noise Shielding, dBA
Jackhammer	1	89	20%	945	5
Compressor	1	78	40%	945	5
Backhoe	1	78	40%	970	5
Dump Truck	1	76	40%	970	5
Concrete Truck	1	79	40%	995	5
	5				

Receptor: ***R15***

Results:

1-hour Leq: **53.5**

Source for Ref. Noise Levels: FHWA RCNM, 2006

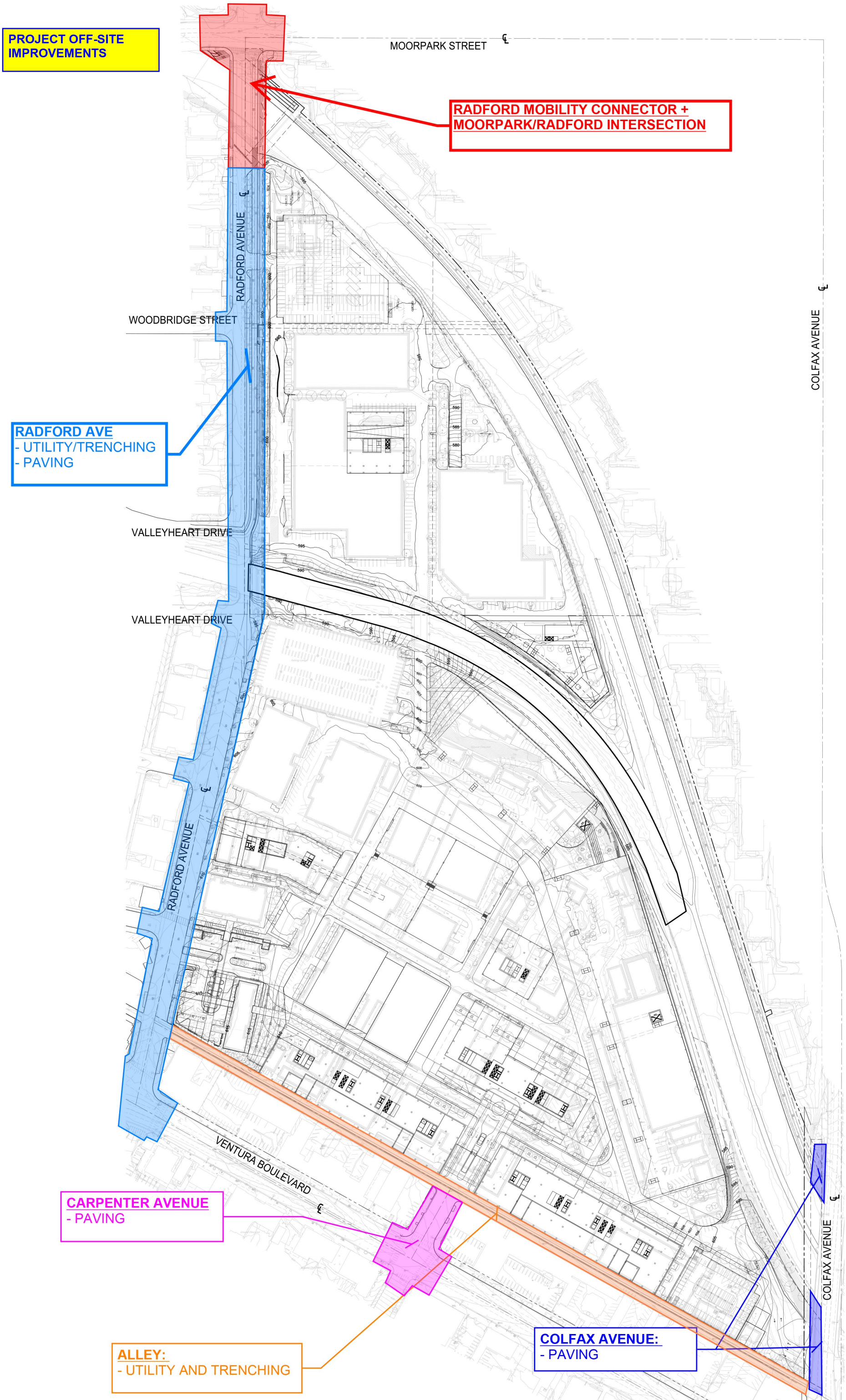
PROJECT OFF-SITE IMPROVEMENTS
MOORPARK STREET
RADFORD MOBILITY CONNECTOR + MOORPARK/RADFORD INTERSECTION
RADFORD AVENUE
WOODBRIDGE STREET
COLFAX AVENUE
RADFORD AVE
- UTILITY/TRENCHING
- PAVING
VALLEYHEART DRIVE
VALLEYHEART DRIVE
RADFORD AVENUE
VENTURA BOULEVARD
CARPENTER AVENUE
- PAVING
COLFAX AVENUE
COLFAX AVENUE:
- PAVING
ALLEY:
- UTILITY AND TRENCHING

Project: Radford Studio Center

Off-Site Haul/Concrete/Delivery Trucks

Phase	Maximum Number of Truck One Way Trips: Per Day	Per Hour (8-hr day)	Estimated Project Noise Levels (From TNM Outputs), Leq(hr): Laurel Canyon Blvd.	Ventura Blvd.	Moorpark St.	Colfax Ave.	Radford Ave.
TNM noise level for 1 trucks		1	49.4	49.0	50.1	50.1	51.5
1. Demo*	24	4	55.4	55.0	56.1	56.1	57.5
2. Earthwork*	846	141	70.9	70.5	70.6	70.6	72.0
3. Foundation**	30	4	55.4	55.0	56.1	56.1	57.5
4. Building/Exterior**	220	28	63.9	63.5	64.6	64.6	66.0
5. Finishes**	38	5	56.4	56.0	57.1	57.1	58.5
Overlapping Construction							
6. Demo + Grading	490	82	68.5	68.1	69.2	69.2	70.6
7. Demo + Grading + Foundation	496	83	68.6	68.2	69.3	69.3	70.7
8. Demo + Grading + Foundation + Building/Exterior***	896	150	71.2	70.8	70.9	70.9	72.3
9. Demo + Grading + Foundation + Building/Exterior + Finishes	372	62	67.3	66.9	68.0	68.0	69.4
10. Grading + Foundation + Structure/Enclosure + Finishes	570	95	69.2	68.8	69.9	69.9	71.3
11. Foundation + Structure/Enclosure + Finishes	244	31	64.3	63.9	65.0	65.0	66.4
12. Structure/Enclosure + Finishes	186	24	63.2	62.8	63.9	63.9	65.3
** 6-hours for haul trucks (grading)*		Ambient, dBA	69.9	68.8	67.9	67.9	61.5
*** 8-hours for concrete/delivery trucks*		Significance Criteria, dBA	74.9	73.8	72.9	72.9	66.5

**** Maximum 80% (120 truck trips) along Moorpark St., Colfax Ave., and Radford Ave.*

	Estimated Noise Levels - Project + Ambient, Leq(hr): Laurel Canyon Blvd.	Ventura Blvd.	Moorpark St.	Colfax Ave.	Radford Ave.
1. Demo*	70.1	69.0	68.2	68.2	63.0
2. Earthwork*	73.4	72.7	72.5	72.5	72.4
3. Foundation**	70.1	69.0	68.2	68.2	63.0
4. Building/Exterior**	70.9	69.9	69.6	69.6	67.3
5. Finishes**	70.1	69.0	68.2	68.2	63.3
6. Demo + Grading	72.3	71.5	71.6	71.6	71.1
7. Demo + Grading + Foundation	72.3	71.5	71.7	71.7	71.2
8. Demo + Grading + Foundation + Building/Exterior***	73.6	72.9	72.7	72.7	72.6
9. Demo + Grading + Foundation + Building/Exterior + Finishes	71.8	71.0	71.0	71.0	70.1
10. Grading + Foundation + Structure/Enclosure + Finishes	72.6	71.8	72.0	72.0	71.7
11. Foundation + Structure/Enclosure + Finishes	71.0	70.0	69.7	69.7	67.6
12. Structure/Enclosure + Finishes	70.7	69.8	69.4	69.4	66.8

Radford Studios - Truck Trip Projections

Number of Trucks/Day, by construction months

Month	3	4	8	21	24	30	31
Overlapping Construction --->	Demo + Grading	Demo + Grading + Mat Foundation	Demo + Grading + Mat Foundation + Structure/ Enclosure	Demo + Grading + Mat Foundation + Structure/ Enclosure + Arch. Coating Finishing	Grading + Mat Foundation + Structure/ Enclosure + Arch. Coating Finishing	Mat Foundation + Structure/ Enclosure + Arch. Coating Finishing	Structure/ Enclosure + Arch. Coating Finishing
Heavy Trucks	245	245	**427**	128	239	0	0
Medium Trucks	0	3	21	58	46	122	93
Total Trucks/Day (roundtrips)	245	248	448	186	285	122	93

Eyestone Environmental 1 April 2024
Sean Bui TNM 2.5

INPUT: ROADWAYS
PROJECT/CONTRACT: Radford Studio Center Project
RUN: Construction - 1 truck trip

Average pavement type shall be used unless a State highway agency substantiates the use of a different type with the approval of FHWA

Roadway		Points									
Name	Width	Name	No.	Coordinates (pavement)			Flow Control			Segment	
				X	Y	Z	Control Device	Speed Constraint	Percent Vehicles Affected	Pvmt Type	On Struct?
	ft			ft	ft	ft		mph	%		
Haul Route	12.0	point1	1	0.0	0.0	0.00	Signal	0.00	50	Average	
		point2	2	1,000.0	0.0	0.00					

Eyestone Environmental				1 April 2024								
Sean Bui				TNM 2.5								
INPUT: TRAFFIC FOR LAeq1h Volumes												
PROJECT/CONTRACT:	Radford Studio Center Project											
RUN:	Construction - 1 truck trip											
Roadway	Points											
Name	Name	No.	Segment									
			Autos		MTrucks		HTrucks		Buses		Motorcycles	
			V	S	V	S	V	S	V	S	V	S
			veh/hr	mph	veh/hr	mph	veh/hr	mph	veh/hr	mph	veh/hr	mph
Haul Route	point1	1	0	0	0	0	1	35	0	0	0	0
	point2	2										

Eyestone Environmental 1 April 2024
Sean Bui TNM 2.5

INPUT: RECEIVERS
PROJECT/CONTRACT: Radford Studio Center Project
RUN: Construction - 1 truck trip

Receiver Name	No.	#DUs	Coordinates (ground) X	Y	Z	Height above Ground	Input Sound Levels and Criteria Existing LAeq1h	Impact Criteria LAeq1h	Sub'l	NR Goal	Active in Calc.
			ft	ft	ft	ft	dBA	dBA	dB	dB	
Radford and Carpenter	8	1	250.0	30.0	0.00	4.92	0.00	66	10.0	8.0	Y
Moorpark and Colfax	14	1	250.0	40.0	0.00	4.92	0.00	66	10.0	8.0	Y
Laurel Canyon	15	1	250.0	45.0	0.00	4.92	0.00	66	10.0	8.0	Y
Ventura	20	1	250.0	50.0	0.00	4.92	0.00	66	10.0	8.0	Y

Eyestone Environmental
Sean Bui

1 April 2024
TNM 2.5
Calculated with TNM 2.5

RESULTS: SOUND LEVELS
PROJECT/CONTRACT: Radford Studio Center Project
RUN: Construction - 1 truck trip
BARRIER DESIGN: INPUT HEIGHTS
ATMOSPHERICS: 68 deg F, 50% RH

Average pavement type shall be used unless a State highway agency substantiates the use of a different type with approval of FHWA.

Receiver Name	No.	#DUs	Existing LAeq1h	No Barrier LAeq1h Calculated	Crit'n	Increase over existing Calculated	Crit'n Sub'l Inc	Type Impact	With Barrier Calculated LAeq1h	Noise Reduction Calculated	Noise Reduction Goal	Calculated minus Goal
			dBA	dBA	dBA	dB	dB		dBA	dB	dB	dB
Radford and Carpenter	8	1	0.0	51.5	66	51.5	10	----	51.5	0.0	8	-8.0
Moorpark and Colfax	14	1	0.0	50.1	66	50.1	10	----	50.1	0.0	8	-8.0
Laurel Canyon	15	1	0.0	49.4	66	49.4	10	----	49.4	0.0	8	-8.0
Ventura	20	1	0.0	49.0	66	49.0	10	----	49.0	0.0	8	-8.0

Dwelling Units	# DUs	Noise Reduction Min	Avg	Max
		dB	dB	dB
All Selected	4	0.0	0.0	0.0
All Impacted	0	0.0	0.0	0.0
All that meet NR Goal	0	0.0	0.0	0.0

Project: Radford Studio Center

Construction Vibration Impacts

Reference Levels at 25 feet are based on FTA, 2006 (Transit Noise and Vibration Impact Assessment)
Calculations using FTA procedure with n= **1.5** (for receptors 25 feet or greater)
n= **1.1** (for receptors less than 25 feet, per Caltrans procedure)

ON-SITE CONSTRUCTION ACTIVITIES

Table 1a: Construction Equipment Vibration Levels (PPV) - Building Damage

Equipment	Reference Vibration Levels at 25 ft., PPV	Estimated Vibration Levels at nearest off-site building structures, distance in feet, PPV											
		Multi-story residential building to the North		Commercial Buildings to the South		Multi-story residential building to the East		Multi-story residential building to the West					
		Distance	Level	Distance	Level	Distance	Level	Distance	Level	Distance	Level	Distance	Level
Vibratory Roller	0.210	80	0.037	45	0.087	80	0.037	20	0.268				
Large Bulldozer	0.089	150	0.006	25	0.089	170	0.005	90	0.013				
Caisson Drilling	0.089	150	0.006	25	0.089	170	0.005	90	0.013				
Loaded Trucks	0.076	150	0.005	25	0.076	170	0.004	90	0.011				
Jackhammer	0.035	150	0.002	25	0.035	170	0.002	90	0.005				
Small bulldozer	0.003	150	0.0002	25	0.003	170	0.0002	90	0.0004				

Table 2a: Construction Equipment Vibration Levels (VdB) - Human Annoyance

Equipment	Reference Vibration Levels at 25 ft., VdB	Estimated Vibration Levels at Off-Site Receptors (at noted distance in feet), VdB											
		R1		R2		R3		R4		R5		R6	
		Distance	Level	Distance	Level	Distance	Level	Distance	Level	Distance	Level	Distance	Level
Vibratory Roller	94	120	73.6	425	57.1	90	77.3	480	55.5	385	58.4	810	48.7
Large Bulldozer	87	90	70.3	425	50.1	90	70.3	480	48.5	385	51.4	810	41.7
Caisson Drilling	87	90	70.3	425	50.1	90	70.3	480	48.5	385	51.4	810	41.7
Loaded Trucks	86	90	69.3	425	49.1	90	69.3	480	47.5	385	50.4	810	40.7
Jackhammer	79	90	62.3	425	42.1	90	62.3	480	40.5	385	43.4	810	33.7
Small bulldozer	58	90	41.3	425	21.1	90	41.3	480	19.5	385	22.4	810	12.7

Table 2b: Construction Equipment Vibration Levels (VdB) - Human Annoyance

Equipment	Reference Vibration Levels at 25 ft., VdB	Estimated Vibration Levels at Off-Site Receptors (at noted distance in feet), VdB											
		R7		R8		R9		R10		R11		R12	
		Distance	Level	Distance	Level	Distance	Level	Distance	Level	Distance	Level	Distance	Level
Vibratory Roller	94	500	55.0	260	63.5	205	66.6	170	69.0	705	50.5	150	70.7
Large Bulldozer	87	500	48.0	25	87.0	205	59.6	170	62.0	705	43.5	145	64.1
Caisson Drilling	87	500	48.0	25	87.0	205	59.6	170	62.0	705	43.5	145	64.1
Loaded Trucks	86	500	47.0	25	86.0	205	58.6	170	61.0	705	42.5	145	63.1
Jackhammer	79	500	40.0	25	79.0	205	51.6	170	54.0	705	35.5	145	56.1
Small bulldozer	58	500	19.0	25	58.0	205	30.6	170	33.0	705	14.5	145	35.1

Table 2c: Construction Equipment Vibration Levels (VdB) - Human Annoyance

Equipment	Reference Vibration Levels at 25 ft., VdB	Estimated Vibration Levels at Off-Site Receptors (at noted distance in feet), VdB											
		R13		R14		R15							
		Distance	Level	Distance	Level	Distance	Level	Distance	Level	Distance	Level	Distance	Level
Vibratory Roller	94	350	59.6	600	52.6	1300	42.5						
Large Bulldozer	87	155	63.2	265	56.2	925	40.0						
Caisson Drilling	87	155	63.2	265	56.2	925	40.0						
Loaded Trucks	86	155	62.2	265	55.2	925	39.0						
Jackhammer	79	155	55.2	265	48.2	925	32.0						
Small bulldozer	58	155	34.2	265	27.2	925	11.0						

Project: Radford Studio Center

Construction Vibration Impacts

Reference Levels at 25 feet are based on FTA, 2006 (Transit Noise and Vibration Impact Assessment)
Calculations using FTA procedure with n= **1.5** (for receptors 25 feet or greater)
n= **1.1** (for receptors less than 25 feet, per Caltrans procedure)

OFF-SITE IMPROVEMENTS CONSTRUCTION ACTIVITIES

Table 1a: Construction Equipment Vibration Levels (PPV) - Building Damage

Equipment	Reference Vibration Levels at 25 ft., PPV	Estimated Vibration Levels at nearest off-site building structures, distance in feet, PPV											
		Multi-story residential building to the North		Commercial Buildings to the South		Multi-story residential building to the East		Multi-story residential building to the West					
		Distance	Level	Distance	Level	Distance	Level	Distance	Level	Distance	Level	Distance	Level
Vibratory Roller	0.210	80	0.037	260	0.006	75	0.040	15	0.368				
Small bulldozer	0.003	80	0.001	15	0.005	75	0.001	15	0.005				

Table 2a: Construction Equipment Vibration Levels (VdB) - Human Annoyance

Equipment	Reference Vibration Levels at 25 ft., VdB	Estimated Vibration Levels at Off-Site Receptors (at noted distance in feet), VdB											
		R1		R2		R3		R4		R5		R6	
		Distance	Level	Distance	Level	Distance	Level	Distance	Level	Distance	Level	Distance	Level
Vibratory Roller	94	25	94.0	315	61.0	20	96.2	410	57.6	110	74.7	535	54.1
Small bulldozer	58	25	58.0	315	25.0	20	60.2	410	21.6	110	38.7	535	18.1

Table 2b: Construction Equipment Vibration Levels (VdB) - Human Annoyance

Equipment	Reference Vibration Levels at 25 ft., VdB	Estimated Vibration Levels at Off-Site Receptors (at noted distance in feet), VdB											
		R7		R8		R9		R10		R11		R12	
		Distance	Level	Distance	Level	Distance	Level	Distance	Level	Distance	Level	Distance	Level
Vibratory Roller	94	475	55.6	260	63.5	75	79.7	465	55.9	810	48.7	800	48.8
Small bulldozer	58	475	19.6	15	63.0	75	43.7	465	19.9	810	12.7	800	12.8

Table 2c: Construction Equipment Vibration Levels (VdB) - Human Annoyance

Equipment	Reference Vibration Levels at 25 ft., VdB	Estimated Vibration Levels at Off-Site Receptors (at noted distance in feet), VdB											
		R13		R14		R15							
		Distance	Level	Distance	Level	Distance	Level	Distance	Level	Distance	Level	Distance	Level
Vibratory Roller	94	190	67.6	350	59.6	985	46.1						
Small bulldozer	58	155	34.2	140	35.6	615	16.3						

OFF-SITE CONSTRUCTION TRUCKS

Table 3: Off-Site Haul Trucks - Building Damage

Equipment	Reference Vibration Levels at 50 ft., PPV	Estimated Vibration Levels at noted distance in feet, PPV											
		20											
Typical road surface	0.00565	0.022											

Ref. Levels based on FTA Figure 7-3 (converted from VdB to PPV)

Table 4: Off-Site Haul Trucks - Human Annoyance

Equipment	Reference Vibration Levels at 50 ft., VdB	Estimated Vibration Levels at noted distance in feet, VdB											
		10	27	30									
Typical road surface	63	84.0	71.0	69.7									

Ref. Levels based on FTA Figure 7-3

Operational Noise Calculations

Project Composite Noise Calculations (CNEL) - Without Radford Mobility Connector

Project: Radford Studio Center

Receptor	Ambient	Off-Site Vehicles	Mechanical	Parking	Loading Dock/Trash Collection	Mobility Hubs	Outdoor Production/ Basecamp	On-site Vehicles	Project Composite	Ambient + Project	Noise Increase	Threshold
R1	64.8	60.0	41.4	57.0	0.0	34.8	0.0	0.0	61.8	66.6	1.8	69.8
R2	60.4	42.1	41.8	45.3	18.7	22.9	0.0	0.0	48.2	60.7	0.3	65.4
R3	62.5	60.8	46.8	0.0	56.5	55.2	0.0	44.2	63.1	65.8	3.3	67.5
R4	59.8	41.9	36.5	0.0	24.9	47.2	0.0	41.3	49.4	60.2	0.4	64.8
R5	63.4	51.0	46.1	0.0	38.6	46.0	0.0	48.7	54.6	63.9	0.5	68.4
R6	57.8	40.8	35.9	30.9	0.0	28.8	0.0	16.3	42.6	57.9	0.1	62.8
R7	62.3	54.4	45.3	45.6	0.0	25.8	0.0	27.8	55.4	63.1	0.8	67.3
R8	61.1	45.8	34.8	61.6	44.2	31.4	50.4	20.6	62.1	64.7	3.6	66.1
R9	71.6	57.9	52.0	47.5	35.5	10.3	0.0	45.8	59.4	71.9	0.3	74.6
R10	62.1	53.8	0.0	0.0	0.0	18.2	0.0	0.0	53.8	62.7	0.6	67.1
R11	58.0	39.0	45.2	0.0	0.0	16.0	0.0	0.0	46.1	58.3	0.3	63.0
R12	55.6	38.2	50.1	39.8	0.0	18.0	0.0	50.5	53.7	57.8	2.2	60.6
R13	57.8	48.2	40.9	53.9	0.0	20.9	0.0	46.2	55.7	59.9	2.1	62.8
R14	67.7	58.0	40.8	47.9	0.0	23.1	0.0	37.7	58.5	68.2	0.5	72.7
R15	59.3	37.0	40.2	41.7	0.0	22.2	0.0	28.4	45.0	59.5	0.2	64.3

Off-Site Vehicles

Receptor	Roadway Segment	Traffic Noise Levels, CNEL			Distance to roadway, ft	Existing	Existing + Project	Barrier	Distance to Center Line	Adj. for distance
		Existing	Existing + Project	Project Only						
R1	Radford	58.8	62.5	60.0	25	60.0	63.7	0	45	-1.2
R2	Radford	40.8	44.5	42.1	340	60.0	63.7	10	45	-9.2
R3	Radford	62.1	64.5	60.8	20	63.2	65.6	0	35	-1.1
R4	Radford	43.2	45.6	41.9	415	63.2	65.6	10	45	-10.0
R5	Ventura	58.6	59.3	51.0	150	69.7	70.4	5	45	-6.1
R6	Ventura	48.4	49.1	40.8	570	69.7	70.4	10	45	-11.3
R7	Ventura	62.0	62.7	54.4	230	69.7	70.4	0	45	-7.7
R8	Ventura	53.4	54.1	45.8	140	69.7	70.4	10	40	-6.3
R9	Colfax	66.2	66.8	57.9	20	67.2	67.8	0	40	-1.0
R10	Colfax	62.1	62.7	53.8	100	67.2	67.8	0	40	-5.1
R11	Colfax	47.3	47.9	39.0	365	67.2	67.8	10	40	-9.9
R12	Colfax	46.5	47.1	38.2	440	67.2	67.8	10	40	-10.7
R13	Moorpark	58.3	58.7	48.2	135	69.5	69.9	5	40	-6.2
R14	Moorpark	68.1	68.5	58.0	25	69.5	69.9	0	40	-1.4
R15	Moorpark	47.2	47.6	37.0	655	69.5	69.9	10	40	-12.3

Project Composite Noise Calculations (CNEL) - With Radford Mobility Connector

Project: Radford Studio Center

Receptor	Ambient	Off-Site Vehicles	Mechanical	Parking	Loading Dock/Trash Collection	Mobility Hubs	Outdoor Production/ Basecamp	On-site Vehicles	Project Composite	Ambient + Project	Noise Increase	Threshold
R1	64.8	60.0	41.4	57.0	0.0	52.1	0.0	0.0	62.3	66.7	1.9	69.8
R2	60.4	42.1	41.8	45.3	18.7	30.8	0.0	0.0	48.2	60.7	0.3	65.4
R3	62.5	60.8	46.8	0.0	56.5	52.4	0.0	43.3	62.8	65.6	3.1	67.5
R4	59.8	41.9	36.5	0.0	24.9	44.2	0.0	41.9	47.9	60.1	0.3	64.8
R5	63.4	51.0	46.1	0.0	38.6	41.9	0.0	48.9	54.3	63.9	0.5	68.4
R6	57.8	40.8	35.9	30.9	0.0	25.9	0.0	19.6	42.5	57.9	0.1	62.8
R7	62.3	54.4	45.3	45.6	0.0	22.9	0.0	36.6	55.5	63.1	0.8	67.3
R8	61.1	45.8	34.8	61.6	44.2	28.4	50.4	43.0	62.2	64.7	3.6	66.1
R9	71.6	57.9	52.0	47.5	35.5	15.8	0.0	49.0	59.6	71.9	0.3	76.6
R10	62.1	53.8	0.0	0.0	0.0	20.6	0.0	34.0	53.8	62.7	0.6	67.1
R11	58.0	39.0	45.2	0.0	0.0	23.1	0.0	0.0	46.1	58.3	0.3	63.0
R12	55.6	38.2	50.1	39.8	0.0	41.0	0.0	50.2	53.7	57.8	2.2	60.6
R13	57.8	48.2	40.9	53.9	0.0	56.8	0.0	50.7	59.7	61.8	4.0	62.8
R14	67.7	58.0	40.8	47.9	0.0	57.0	0.0	41.9	60.9	68.5	0.8	72.7
R15	59.3	37.0	40.2	41.7	0.0	41.2	0.0	33.1	46.6	59.5	0.2	64.3

Off-Site Vehicles

Receptor	Roadway Segment	Traffic Noise Levels, CNEL			Distance to roadway, ft	Existing	Existing + Project	Barrier	Distance to Center Line	Adj. for distance
		Existing	Existing + Project	Project Only						
R1	Radford	58.8	62.5	60.0	25	60.0	63.7	0	45	-1.2
R2	Radford	40.8	44.5	42.1	340	60.0	63.7	10	45	-9.2
R3	Radford	62.1	64.5	60.8	20	63.2	65.6	0	35	-1.1
R4	Radford	43.2	45.6	41.9	415	63.2	65.6	10	45	-10.0
R5	Ventura	58.6	59.3	51.0	150	69.7	70.4	5	45	-6.1
R6	Ventura	48.4	49.1	40.8	570	69.7	70.4	10	45	-11.3
R7	Ventura	62.0	62.7	54.4	230	69.7	70.4	0	45	-7.7
R8	Ventura	53.4	54.1	45.8	140	69.7	70.4	10	40	-6.3
R9	Colfax	66.2	66.8	57.9	20	67.2	67.8	0	40	-1.0
R10	Colfax	62.1	62.7	53.8	100	67.2	67.8	0	40	-5.1
R11	Colfax	47.3	47.9	39.0	365	67.2	67.8	10	40	-9.9
R12	Colfax	46.5	47.1	38.2	440	67.2	67.8	10	40	-10.7
R13	Moorpark	58.3	58.7	48.2	135	69.5	69.9	5	40	-6.2
R14	Moorpark	68.1	68.5	58.0	25	69.5	69.9	0	40	-1.4
R15	Moorpark	47.2	47.6	37.0	655	69.5	69.9	10	40	-12.3

AES
Acoustical Engineering Services

Mechanical Equipment Noise Calculations

Project: Radford Studio Center

Daytime Analysis (7am to 10pm)

Receptor	Calculated Project Noise Levels (from SoundPLAN), dBA (Leq)		Change in Noise Levels, dBA (Leq)	Daytime Ambient, dBA (Leq)	Project + Ambient, dBA (Leq)		Increase in Noise Levels, dBA (Leq)
	Existing Conditions	Future Conditions			Existing Conditions	Future Conditions	
R1	33.4	37.1	3.7	62.9	62.9	62.9	0.0
R2	31.6	36.7	5.1	55.6	55.6	55.7	0.1
R3	51.6	51.9	0.3	61.5	61.9	62.0	0.1
R4	25.6	31.2	5.6	60.1	60.1	60.1	0.0
R5	37.5	41.6	4.1	62.4	62.4	62.4	0.0
R6	28.9	32.1	3.2	56.3	56.3	56.3	0.0
R7	32.3	39.5	7.2	64.6	64.6	64.6	0.0
R8	25.2	29.9	4.7	61.1	61.1	61.1	0.0
R9	39.8	46.4	6.6	67.9	67.9	67.9	0.0
R10	51.0	50.0	-1.0	59.1	59.7	59.6	0.0
R11	32.0	39.4	7.4	54.7	54.7	54.8	0.1
R12	39.0	44.8	5.8	56.7	56.8	57.0	0.2
R13	30.3	35.7	5.4	56.3	56.3	56.3	0.0
R14	29.8	35.5	5.7	67.9	67.9	67.9	0.0
R15	26.2	34.3	8.1	60.1	60.1	60.1	0.0

Nighttime Analysis (10pm to 7am)

Receptor	Calculated Project Noise Levels (from SoundPLAN), dBA (Leq)		Change in Noise Levels, dBA (Leq)	Nighttime Ambient, dBA (Leq)	Project + Ambient, dBA (Leq)		Increase in Noise Levels, dBA (Leq)
	Existing Conditions	Future Conditions			Existing Conditions	Future Conditions	
R1	33.4	37.1	3.7	56.4	56.4	56.5	0.1
R2	31.6	36.7	5.1	55.7	55.7	55.8	0.1
R3	51.6	51.9	0.3	56.1	57.4	57.5	0.1
R4	25.6	31.2	5.6	52.1	52.1	52.1	0.0
R5	37.5	41.6	4.1	57.1	57.1	57.2	0.1
R6	28.9	32.1	3.2	51.8	51.8	51.8	0.0
R7	32.3	39.5	7.2	44.6	44.8	45.8	1.0
R8	25.2	29.9	4.7	53.8	53.8	53.8	0.0
R9	39.8	46.4	6.6	66.7	66.7	66.7	0.0
R10	51.0	50.0	-1.0	54.1	55.8	55.5	0.0
R11	32.0	39.4	7.4	52.9	52.9	53.1	0.2
R12	39.0	44.8	5.8	46.1	46.9	48.5	1.6
R13	30.3	35.7	5.4	51.8	51.8	51.9	0.1
R14	29.8	35.5	5.7	60.0	60.0	60.0	0.0
R15	26.2	34.3	8.1	50.6	50.6	50.7	0.1

Assumption:	Sound Power Levels, dBA	
Cooling Tower	95	Source: Evapco 25HP Cooling Tower with Low Sound Fan
Air-Handling Unit	90	Source: Daikin 306,000 cfm Air Handling Unit

Parking Noise Calculations

Project: Radford Studio Center

Daytime Analysis (7am to 10pm)

Receptor	Calculated Project Noise Levels (from SoundPLAN), dBA (Leq)		Change in Noise Levels, dBA (Leq)	Daytime Ambient, dBA (Leq)	Project + Ambient, dBA (Leq)		Increase in Noise Levels, dBA (Leq)
	Existing Conditions	Future Conditions			Existing Conditions	Future Conditions	
R1	47.1	52.0	4.9	62.9	63.0	63.2	0.2
R2	38.7	41.7	3.0	55.6	55.7	55.8	0.1
R3	45.2	44.9	-0.3	61.5	61.6	61.6	0.0
R4	29.0	24.4	-4.6	60.1	60.1	60.1	0.0
R5	32.8	30.1	-2.7	62.4	62.4	62.4	0.0
R6	20.2	25.7	5.5	56.3	56.3	56.3	0.0
R7	29.7	39.4	9.7	64.6	64.6	64.6	0.0
R8	33.3	55.0	21.7	61.1	61.1	62.1	1.0
R9	36.6	42.2	5.6	67.9	67.9	67.9	0.0
R10	38.5	36.6	-1.9	59.1	59.1	59.1	0.0
R11	33.3	31.9	-1.4	54.7	54.7	54.7	0.0
R12	44.6	44.9	0.3	56.7	57.0	57.0	0.0
R13	42.8	48.6	5.8	56.3	56.5	57.0	0.5
R14	38.2	43.0	4.8	67.9	67.9	67.9	0.0
R15	34.3	37.7	3.4	60.1	60.1	60.1	0.0

Nighttime Analysis (10pm to 7am)

Receptor	Calculated Project Noise Levels (from SoundPLAN), dBA (Leq)		Change in Noise Levels, dBA (Leq)	Nighttime Ambient, dBA (Leq)	Project + Ambient, dBA (Leq)		Increase in Noise Levels, dBA (Leq)
	Existing Conditions	Future Conditions			Existing Conditions	Future Conditions	
R1	47.1	52.0	4.9	56.4	56.9	57.7	0.8
R2	38.7	41.7	3.0	55.7	55.8	55.9	0.1
R3	45.2	44.9	-0.3	56.1	56.4	56.4	0.0
R4	29.0	24.4	-4.6	52.1	52.1	52.1	0.0
R5	32.8	30.1	-2.7	57.1	57.1	57.1	0.0
R6	20.2	25.7	5.5	51.8	51.8	51.8	0.0
R7	29.7	39.4	9.7	44.6	44.7	45.7	1.0
R8	33.3	55.0	21.7	53.8	53.8	57.5	3.7
R9	36.6	42.2	5.6	66.7	66.7	66.7	0.0
R10	38.5	36.6	-1.9	54.1	54.2	54.2	0.0
R11	33.3	31.9	-1.4	52.9	52.9	52.9	0.0
R12	44.6	44.9	0.3	46.1	48.4	48.6	0.2
R13	42.8	48.6	5.8	51.8	52.3	53.5	1.2
R14	38.2	43.0	4.8	60.0	60.0	60.1	0.1
R15	34.3	37.7	3.4	50.6	50.7	50.8	0.1

Assumptions: See attached drawings with the parking spaces (existing and future conditions)

Existing Parking Spaces (at- and above-grade)	
Parking Garage A (North)	605
Parking Garage B (Sater)	1261
Surface	998
Subtotal	2864

Future Parking Spaces (at- and above-grade)	
Parking Garage A (North)	605
Parking Garage B (Sater)	1261
New Colfax Garage	744
New North Garage	1078
Surface	275
Subtotal	3963

AES
Acoustical Engineering Services

Loading Dock/Trash Collection Noise Calculations

Project: Radford Studio Center

Daytime Analysis (7am to 10pm)

Receptor	Calculated Project Noise Levels (from SoundPLAN), dBA (Leq)		Change in Noise Levels, dBA (Leq)	Daytime Ambient, dBA (Leq)	Project + Ambient, dBA (Leq)		Increase in Noise Levels, dBA (Leq)
	Existing Conditions	Future Conditions			Existing Conditions	Future Conditions	
R1	44.4	42.9	-1.5	62.9	63.0	62.9	0.0
R2	27.5	28.1	0.6	55.6	55.6	55.6	0.0
R3	51.3	58.0	6.7	61.5	61.9	63.1	1.2
R4	33.0	33.7	0.7	60.1	60.1	60.1	0.0
R5	33.0	40.0	7.0	62.4	62.4	62.4	0.0
R6	23.3	23.2	-0.1	56.3	56.3	56.3	0.0
R7	32.8	27.5	-5.3	64.6	64.6	64.6	0.0
R8	29.5	44.8	15.3	61.1	61.1	61.2	0.1
R9	36.8	39.4	2.6	67.9	67.9	67.9	0.0
R10	38.8	36.6	-2.2	59.1	59.1	59.1	0.0
R11	30.8	23.2	-7.6	54.7	54.7	54.7	0.0
R12	55.4	55.4	0.0	56.7	59.1	59.1	0.0
R13	40.7	40.0	-0.7	56.3	56.4	56.4	0.0
R14	32.8	32.2	-0.6	67.9	67.9	67.9	0.0
R15	30.7	29.2	-1.5	60.1	60.1	60.1	0.0

Nighttime Analysis (10pm to 7am)

Receptor	Calculated Project Noise Levels (from SoundPLAN), dBA (Leq)		Change in Noise Levels, dBA (Leq)	Nighttime Ambient, dBA (Leq)	Project + Ambient, dBA (Leq)		Increase in Noise Levels, dBA (Leq)
	Existing Conditions	Future Conditions			Existing Conditions	Future Conditions	
R1	0.0	0.0	0.0	56.4	56.4	56.4	0.0
R2	0.0	0.0	0.0	55.7	55.7	55.7	0.0
R3	0.0	0.0	0.0	56.1	56.1	56.1	0.0
R4	0.0	0.0	0.0	52.1	52.1	52.1	0.0
R5	0.0	0.0	0.0	57.1	57.1	57.1	0.0
R6	0.0	0.0	0.0	51.8	51.8	51.8	0.0
R7	0.0	0.0	0.0	44.6	44.6	44.6	0.0
R8	0.0	0.0	0.0	53.8	53.8	53.8	0.0
R9	0.0	0.0	0.0	66.7	66.7	66.7	0.0
R10	0.0	0.0	0.0	54.1	54.1	54.1	0.0
R11	0.0	0.0	0.0	52.9	52.9	52.9	0.0
R12	0.0	0.0	0.0	46.1	46.1	46.1	0.0
R13	0.0	0.0	0.0	51.8	51.8	51.8	0.0
R14	0.0	0.0	0.0	60.0	60.0	60.0	0.0
R15	0.0	0.0	0.0	50.6	50.6	50.6	0.0

Assumptions: Source noise levels associated with typical truck loadings were measured at existing Project Site on 3/28/23

	Measured SPL, dBA (Leq)	Measured Distance, (feet)	Converted to Sound Power Level for SoundPLAN Model, dBA (Leq)
Measured Sound Levels	67.7	25	93.3

Mobility Hub Noise Calculations - Without Radford Mobility Connector

Project: Radford Studio Center

Daytime Analysis (7am to 10pm)

Receptor	Daytime Ambient, dBA (Leq)	Calculated Project Noise Levels (from SoundPLAN), dBA (Leq)	Ambient + Project, dBA (Leq)	Increase in Noise Level, dBA (Leq)	Significance threshold, dBA (Leq)
R1	62.9	32.0	62.9	0.0	67.9
R2	55.6	20.2	55.6	0.0	60.6
R3	61.5	52.5	62.0	0.5	66.5
R4	60.1	44.4	60.2	0.1	65.1
R5	62.4	44.2	62.5	0.1	67.4
R6	56.3	26.1	56.3	0.0	61.3
R7	64.6	23.1	64.6	0.0	69.6
R8	61.1	28.7	61.1	0.0	66.1
R9	67.9	7.6	67.9	0.0	72.9
R10	59.1	15.5	59.1	0.0	64.1
R11	54.7	13.3	54.7	0.0	59.7
R12	56.7	15.3	56.7	0.0	61.7
R13	56.3	18.2	56.3	0.0	61.3
R14	67.9	20.4	67.9	0.0	72.9
R15	60.1	19.5	60.1	0.0	65.1

Nighttime Analysis (10pm to 7am)

Receptor	Nighttime Ambient, dBA (Leq)	Calculated Project Noise Levels (from SoundPLAN), dBA (Leq)	Ambient + Project, dBA (Leq)	Increase in Noise Level, dBA (Leq)	Significance threshold, dBA (Leq)
R1	56.4	26.3	56.4	0.0	61.4
R2	55.7	14.4	55.7	0.0	60.7
R3	56.1	46.7	56.6	0.5	61.1
R4	52.1	38.7	52.3	0.2	57.1
R5	57.1	36.4	57.1	0.0	62.1
R6	51.8	20.2	51.8	0.0	56.8
R7	44.6	17.3	44.6	0.0	49.6
R8	53.8	22.9	53.8	0.0	58.8
R9	66.7	1.8	66.7	0.0	71.7
R10	54.1	9.7	54.1	0.0	59.1
R11	52.9	7.5	52.9	0.0	57.9
R12	46.1	9.4	46.1	0.0	51.1
R13	51.8	12.4	51.8	0.0	56.8
R14	60.0	14.5	60.0	0.0	65.0
R15	50.6	13.6	50.6	0.0	55.6

Traffic Data - South Mobility Hub

		Trips/Busiest Hr	
	Trips/day (A)	Day (7am-10pm)	Night (B) (10pm - 7am)
Shuttle	104	6	2
Uber/Lyft	298	24	6
Other (Van)	98	24	6
Pick-up/Drop-off Private Vehicles	298	24	4

(A) Represents one-way vehicle trips entering or leaving the Mobility Hub
(B) Nighttime trips would occur between 6-7am or 10-11pm
Source: Gibson Transportation Consulting, Inc., 2024

Mobility Hub Noise Calculations - With Radford Mobility Connector

Project: Radford Studio Center

Daytime Analysis (7am to 10pm)

Receptor	Daytime Ambient, dBA (Leq)	Calculated Project Noise Levels (from SoundPLAN), dBA (Leq)	Ambient + Project, dBA (Leq)	Increase in Noise Level, dBA (Leq)	Significance threshold, dBA (Leq)
R1	62.9	49.3	63.1	0.2	67.9
R2	55.6	28.1	55.6	0.0	60.6
R3	61.5	49.6	61.8	0.3	66.5
R4	60.1	41.4	60.2	0.1	65.1
R5	62.4	39.2	62.4	0.0	67.4
R6	56.3	23.2	56.3	0.0	61.3
R7	64.6	20.2	64.6	0.0	69.6
R8	61.1	25.7	61.1	0.0	66.1
R9	67.9	13.1	67.9	0.0	72.9
R10	59.1	17.9	59.1	0.0	64.1
R11	54.7	20.4	54.7	0.0	59.7
R12	56.7	38.2	56.8	0.1	61.7
R13	56.3	54.0	58.3	2.0	61.3
R14	67.9	54.3	68.1	0.2	72.9
R15	60.1	38.4	60.1	0.0	65.1

Nighttime Analysis (10pm to 7am)

Receptor	Nighttime Ambient, dBA (Leq)	Calculated Project Noise Levels (from SoundPLAN), dBA (Leq)	Ambient + Project, dBA (Leq)	Increase in Noise Level, dBA (Leq)	Significance threshold, dBA (Leq)
R1	56.4	43.6	56.6	0.2	61.4
R2	55.7	22.3	55.7	0.0	60.7
R3	56.1	43.9	56.4	0.3	61.1
R4	52.1	35.7	52.2	0.1	57.1
R5	57.1	33.3	57.1	0.0	62.1
R6	51.8	17.3	51.8	0.0	56.8
R7	44.6	14.3	44.6	0.0	49.6
R8	53.8	19.9	53.8	0.0	58.8
R9	66.7	7.2	66.7	0.0	71.7
R10	54.1	12.0	54.1	0.0	59.1
R11	52.9	14.5	52.9	0.0	57.9
R12	46.1	32.5	46.3	0.2	51.1
R13	51.8	48.3	53.4	1.6	56.8
R14	60.0	48.5	60.3	0.3	65.0
R15	50.6	32.7	50.7	0.1	55.6

Traffic Data - Each Mobility Hub

		Trips/Busiest Hr	
	Trips/day (A)	Day (7am-10pm)	Night (B) (10pm - 7am)
Shuttle	52	3	1
Uber/Lyft	149	12	3
Other (Van)	49	12	3
Pick-up/Drop-off Private Vehicles	149	12	2

(A) Represents one-way vehicle trips entering or leaving the Mobility Hub
(B) Nighttime trips would occur between 6-7am or 10-11pm
Source: Gibson Transportation Consulting, Inc., 2024

Outdoor Production/Basecamp Noise Calculations

Project: Radford Studio Center

Daytime Analysis (7am to 10pm)

Receptor	Calculated Project Noise Levels (from SoundPLAN), dBA (Leq)		Change in Noise Levels, dBA (Leq)	Daytime Ambient, dBA (Leq)	Project + Ambient, dBA (Leq)		Increase in Noise Levels, dBA (Leq)
	Existing Conditions	Future Conditions			Existing Conditions	Future Conditions	
R1	58.4	52.0	-6.4	62.9	64.2	63.2	0.0
R2	43.1	39.6	-3.5	55.6	55.8	55.7	0.0
R3	57.4	55.6	-1.8	61.5	62.9	62.5	0.0
R4	40.0	37.8	-2.2	60.1	60.1	60.1	0.0
R5	43.9	39.5	-4.4	62.4	62.5	62.4	0.0
R6	30.8	27.8	-3.0	56.3	56.3	56.3	0.0
R7	43.4	38.9	-4.5	64.6	64.6	64.6	0.0
R8	50.7	51.5	0.8	61.1	61.5	61.6	0.1
R9	52.0	50.3	-1.7	67.9	68.0	68.0	0.0
R10	53.3	52.0	-1.3	59.1	60.1	59.9	0.0
R11	39.5	36.3	-3.2	54.7	54.8	54.8	0.0
R12	58.1	57.9	-0.2	56.7	60.5	60.4	0.0
R13	54.4	48.1	-6.3	56.3	58.5	56.9	0.0
R14	46.8	41.7	-5.1	67.9	67.9	67.9	0.0
R15	42.5	39.1	-3.4	60.1	60.2	60.1	0.0

Nighttime Analysis (10pm to 7am)

Receptor	Calculated Project Noise Levels (from SoundPLAN), dBA (Leq)		Change in Noise Levels, dBA (Leq)	Nighttime Ambient, dBA (Leq)	Project + Ambient, dBA (Leq)		Increase in Noise Levels, dBA (Leq)
	Existing Conditions	Future Conditions			Existing Conditions	Future Conditions	
R1	58.4	52.0	-6.4	56.4	60.5	57.7	0.0
R2	43.1	39.6	-3.5	55.7	55.9	55.8	0.0
R3	57.4	55.6	-1.8	56.1	59.8	58.9	0.0
R4	40.0	37.8	-2.2	52.1	52.4	52.3	0.0
R5	43.9	39.5	-4.4	57.1	57.3	57.2	0.0
R6	30.8	27.8	-3.0	51.8	51.8	51.8	0.0
R7	43.4	38.9	-4.5	44.6	47.1	45.6	0.0
R8	50.7	51.5	0.8	53.8	55.5	55.8	0.3
R9	52.0	50.3	-1.7	66.7	66.8	66.8	0.0
R10	53.3	52.0	-1.3	54.1	56.7	56.2	0.0
R11	39.5	36.3	-3.2	52.9	53.1	53.0	0.0
R12	58.1	57.9	-0.2	46.1	58.4	58.2	0.0
R13	54.4	48.1	-6.3	51.8	56.3	53.3	0.0
R14	46.8	41.7	-5.1	60.0	60.2	60.1	0.0
R15	42.5	39.1	-3.4	50.6	51.2	50.9	0.0

Assumptions:

Source noise levels associated with typical basecamp and outdoor productions were measured at the existing Radford Studio Center on 3/28/2023.
Basecamp: 65 dBA, sources included, among others: people talking, rolling equipment, loading/unloading.
Outdoor Productions: 62 dBA, sources included, among others: setup (rolling equipment), people talking, loading/unloading.
For the SoundPLAN noise model, basecamp and outdoor production were modeled with source levels of 65 dBA and 62 dBA per square meter, respectively.
The areas of the basecamp and outdoor production are provided in the attached drawings.

AES
Acoustical Engineering Services

On-Site Vehicle Noise Calculations - Without Radford Mobility Connector

Project: Radford Studio Center

Daytime Analysis (7am to 10pm)

Receptor	Calculated Project Noise Levels (from SoundPLAN), dBA (Leq)		Change in Noise Levels, dBA (Leq)	Daytime Ambient, dBA (Leq)	Project + Ambient, dBA (Leq)		Increase in Noise Levels, dBA (Leq)
	Existing Conditions	Future Conditions			Existing Conditions	Future Conditions	
R1	51.0	47.5	-3.5	62.9	63.2	63.0	0.0
R2	37.9	34.6	-3.3	55.6	55.7	55.6	0.0
R3	42.6	45.3	2.7	61.5	61.6	61.6	0.0
R4	33.7	40.2	6.5	60.1	60.1	60.1	0.0
R5	26.0	46.5	20.5	62.4	62.4	62.5	0.1
R6	19.5	20.6	1.1	56.3	56.3	56.3	0.0
R7	31.9	32.8	0.9	64.6	64.6	64.6	0.0
R8	38.0	38.0	0.0	61.1	61.1	61.1	0.0
R9	45.4	47.6	2.2	67.9	67.9	67.9	0.0
R10	42.4	41.3	-1.1	59.1	59.2	59.2	0.0
R11	30.0	25.8	-4.2	54.7	54.7	54.7	0.0
R12	49.6	52.0	2.4	56.7	57.5	58.0	0.5
R13	42.2	46.2	4.0	56.3	56.5	56.7	0.2
R14	35.8	38.6	2.8	67.9	67.9	67.9	0.0
R15	32.5	33.4	0.9	60.1	60.1	60.1	0.0

Nighttime Analysis (10pm to 7am)

Receptor	Calculated Project Noise Levels (from SoundPLAN), dBA (Leq)		Change in Noise Levels, dBA (Leq)	Nighttime Ambient, dBA (Leq)	Project + Ambient, dBA (Leq)		Increase in Noise Levels, dBA (Leq)
	Existing Conditions	Future Conditions			Existing Conditions	Future Conditions	
R1	44.2	40.7	-3.5	56.4	56.7	56.5	0.0
R2	31.2	27.9	-3.3	55.7	55.7	55.7	0.0
R3	35.8	38.5	2.7	56.1	56.1	56.2	0.1
R4	26.9	33.4	6.5	52.1	52.1	52.2	0.1
R5	19.3	39.7	20.4	57.1	57.1	57.2	0.1
R6	12.7	13.8	1.1	51.8	51.8	51.8	0.0
R7	25.1	26.0	0.9	44.6	44.6	44.7	0.1
R8	31.2	31.3	0.1	53.8	53.8	53.8	0.0
R9	38.6	40.8	2.2	66.7	66.7	66.7	0.0
R10	35.7	34.6	-1.1	54.1	54.2	54.1	0.0
R11	23.3	19.0	-4.3	52.9	52.9	52.9	0.0
R12	42.8	45.2	2.4	46.1	47.8	48.7	0.9
R13	35.5	39.4	3.9	51.8	51.9	52.0	0.1
R14	29.0	31.9	2.9	60.0	60.0	60.0	0.0
R15	25.7	26.6	0.9	50.6	50.6	50.6	0.0

AES
Acoustical Engineering Services

On-Site Vehicle Noise Calculations - With Radford Mobility Connector

Project: Radford Studio Center

Daytime Analysis (7am to 10pm)

Receptor	Calculated Project Noise Levels (from SoundPLAN), dBA (Leq)		Change in Noise Levels, dBA (Leq)	Daytime Ambient, dBA (Leq)	Project + Ambient, dBA (Leq)		Increase in Noise Levels, dBA (Leq)
	Existing Conditions	Future Conditions			Existing Conditions	Future Conditions	
R1	51.0	48.3	-2.7	62.9	63.2	63.0	0.0
R2	37.9	34.1	-3.8	55.6	55.7	55.6	0.0
R3	42.6	44.9	2.3	61.5	61.6	61.6	0.0
R4	33.7	40.7	7.0	60.1	60.1	60.1	0.0
R5	26.0	46.7	20.7	62.4	62.4	62.5	0.1
R6	19.5	21.6	2.1	56.3	56.3	56.3	0.0
R7	31.9	36.3	4.4	64.6	64.6	64.6	0.0
R8	38.0	42.6	4.6	61.1	61.1	61.2	0.1
R9	45.4	49.1	3.7	67.9	67.9	68.0	0.1
R10	42.4	42.8	0.4	59.1	59.2	59.2	0.0
R11	30.0	26.4	-3.6	54.7	54.7	54.7	0.0
R12	49.6	51.8	2.2	56.7	57.5	57.9	0.4
R13	42.2	49.4	7.2	56.3	56.5	57.1	0.6
R14	35.8	41.1	5.3	67.9	67.9	67.9	0.0
R15	32.5	34.7	2.2	60.1	60.1	60.1	0.0

Nighttime Analysis (10pm to 7am)

Receptor	Calculated Project Noise Levels (from SoundPLAN), dBA (Leq)		Change in Noise Levels, dBA (Leq)	Nighttime Ambient, dBA (Leq)	Project + Ambient, dBA (Leq)		Increase in Noise Levels, dBA (Leq)
	Existing Conditions	Future Conditions			Existing Conditions	Future Conditions	
R1	44.2	41.5	-2.7	56.4	56.7	56.5	0.0
R2	31.2	27.4	-3.8	55.7	55.7	55.7	0.0
R3	35.8	38.1	2.3	56.1	56.1	56.2	0.1
R4	26.9	33.8	6.9	52.1	52.1	52.2	0.1
R5	19.3	39.8	20.5	57.1	57.1	57.2	0.1
R6	12.7	14.7	2.0	51.8	51.8	51.8	0.0
R7	25.1	29.5	4.4	44.6	44.6	44.7	0.1
R8	31.2	35.8	4.6	53.8	53.8	53.9	0.1
R9	38.6	42.4	3.8	66.7	66.7	66.7	0.0
R10	35.7	36.0	0.3	54.1	54.2	54.2	0.0
R11	23.3	19.6	-3.7	52.9	52.9	52.9	0.0
R12	42.8	45.1	2.3	46.1	47.8	48.6	0.8
R13	35.5	42.6	7.1	51.8	51.9	52.3	0.4
R14	29.0	34.4	5.4	60.0	60.0	60.0	0.0
R15	25.7	28.0	2.3	50.6	50.6	50.6	0.0

On-Site Vehicle Noise Calculations

Project: Radford Studio Center
Vehicular Site Access Data
Source: Gibson Transportation Consulting, Inc., 2024 (Driveway Volumes and Existing Truck Trips Counts)

	Traffic Conditions							
Peak Hr Traffic Volume	Existing	Existing + Project	Future Base 2028	Future 2028 With Project (Without Radford Mobility Connector)	Future 2028 With Project (With Radford Mobility Connector)	Future Base 2045	Future 2045 With Project (Without Radford Mobility Connector)	Future 2045 With Project (With Radford Mobility Connector)
1. Radford Mobility Connector Gate	0.0	0.0	0.0	0.0	313.0	0.0	0.0	313.0
3. Production Access Gate	0.0	0.0	0.0	0.0	0.0	0.0	0.0	0.0
4. Sater Garage Gate	354.0	469.0	354.0	469.0	391.5	354.0	469.0	391.5
5. Radford Gate	149.5	214.0	149.5	214.0	214.0	149.5	214.0	214.0
6. Carpenter Gate	0.0	673.0	0.0	673.0	517.0	0.0	673.0	517.0
7. Colfax Gate	212.5	312.5	212.5	312.5	235.0	212.5	312.5	235.0
Total	716.0	1,668.5	716.0	1,668.5	1,670.5	716.0	1,668.5	1,670.5

Truck Split	Auto	Medium Truck (MT)	Heavy Truck (HT)
	95%	4%	1%

	Existing Conditions				Project Without Radford Mobility Connector				Project With Radford Mobility Connector			
Traffic Split	Auto	MT	HT	Truck %	Auto	MT	HT	Truck %	Auto	MT	HT	Truck %
1. Radford Mobility Connector Gate	100.00%	0.00%	0.00%	0.0%	100.00%	0.00%	0.00%	0.0%	97.75%	1.80%	0.45%	45.0%
3. Production Access Gate	99.95%	0.04%	0.01%	1.0%	99.95%	0.04%	0.01%	1.0%	99.95%	0.04%	0.01%	1.0%
4. Sater Garage Gate	100.00%	0.00%	0.00%	0.0%	100.00%	0.00%	0.00%	0.0%	100.00%	0.00%	0.00%	0.0%
5. Radford Gate	99.95%	0.04%	0.01%	1.0%	99.95%	0.04%	0.01%	1.0%	99.95%	0.04%	0.01%	1.0%
6. Carpenter Gate	100.00%	0.00%	0.00%	0.0%	99.85%	0.12%	0.03%	3.0%	99.75%	0.20%	0.05%	5.0%
7. Colfax Gate	95.10%	3.92%	0.98%	98.0%	95.25%	3.80%	0.95%	95.0%	97.60%	1.92%	0.48%	48.0%
Total		4.0%	1.0%	100.0%		4.0%	1.0%	100.0%		4.0%	1.0%	100.0%

Traffic Volumes

Daytime - Peak Hour	Existing Conditions				Project Without Radford Mobility Connector				Project With Radford Mobility Connector			
	Auto	MT	HT	Total	Auto	MT	HT	Total	Auto	MT	HT	Total
1. Radford Mobility Connector Gate	0.00	0.00	0.00	0.00	0.00	0.00	0.00	0.00	305.96	5.63	1.41	313.00
3. Production Access Gate	0.00	0.06	0.01	0.07	0.00	0.09	0.02	0.11	0.00	0.09	0.02	0.11
4. Sater Garage Gate	354.00	0.00	0.00	354.00	469.00	0.00	0.00	469.00	391.50	0.00	0.00	391.50
5. Radford Gate	149.43	0.06	0.01	149.50	213.89	0.09	0.02	214.00	213.89	0.09	0.02	214.00
6. Carpenter Gate	0.00	0.00	0.00	0.00	671.99	0.81	0.20	673.00	515.71	1.03	0.26	517.00
7. Colfax Gate	202.09	8.33	2.08	212.50	297.66	11.88	2.97	312.50	229.36	4.51	1.13	235.00
Total	705.51	8.45	2.11	716.07	1652.54	12.85	3.21	1668.61	1656.42	11.35	2.84	1670.61

Nighttime - 21% of Daytime Peak Hour, based on existing traffic counts	Existing Conditions				Project Without Radford Mobility Connector				Project With Radford Mobility Connector			
	Auto	MT	HT	Total	Auto	MT	HT	Total	Auto	MT	HT	Total
1. Radford Mobility Connector Gate	0.00	0.00	0.00	0.00	0.00	0.00	0.00	0.00	64.25	1.18	0.30	65.73
3. Production Access Gate	0.00	0.01	0.00	0.02	0.00	0.02	0.00	0.02	0.00	0.02	0.00	0.02
4. Sater Garage Gate	74.34	0.00	0.00	74.34	98.49	0.00	0.00	98.49	82.22	0.00	0.00	82.22
5. Radford Gate	31.38	0.01	0.00	31.40	44.92	0.02	0.00	44.94	44.92	0.02	0.00	44.94
6. Carpenter Gate	0.00	0.00	0.00	0.00	141.12	0.17	0.04	141.33	108.30	0.22	0.05	108.57
7. Colfax Gate	42.44	1.75	0.44	44.63	62.51	2.49	0.62	65.63	48.17	0.95	0.24	49.35
Total	148.16	1.77	0.44	150.38	347.03	2.70	0.67	350.41	347.85	2.38	0.60	350.83

LEGEND

- EXISTING BUILDING
- EXISTING PARKING STRUCTURE
- COOLING TOWER

B# BUNGALOW

S# SOUND STAGE

Note: Loading docks/areas would be located throughout the Project Site in support of the production activities under the Modified Project. The trash compactors would be located inside the subterranean parking facilities or within another enclosed areas.

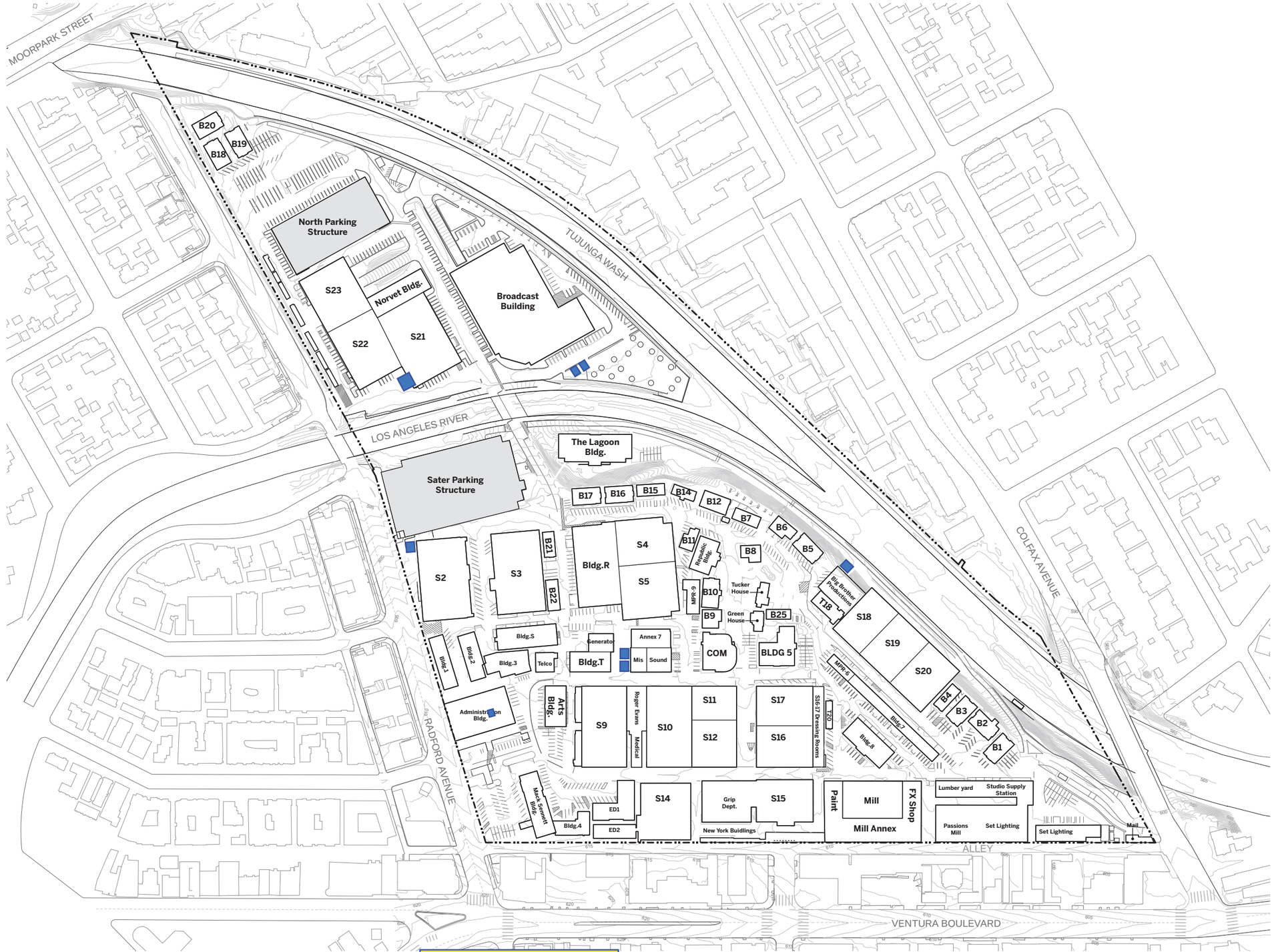

EXISTING MECHANICAL

PROJECT ADDRESS
4200 Radford Avenue
Studio City, CA 91604

EXISTING SITE PLAN
1" = 250'

0' 125' 250' N

LEGEND

- PROJECT PROPERTY LINE
- COOLING TOWER - EXISTING TO REMAIN
- COOLING TOWER - PROPOSED
- AHU - PROPOSED

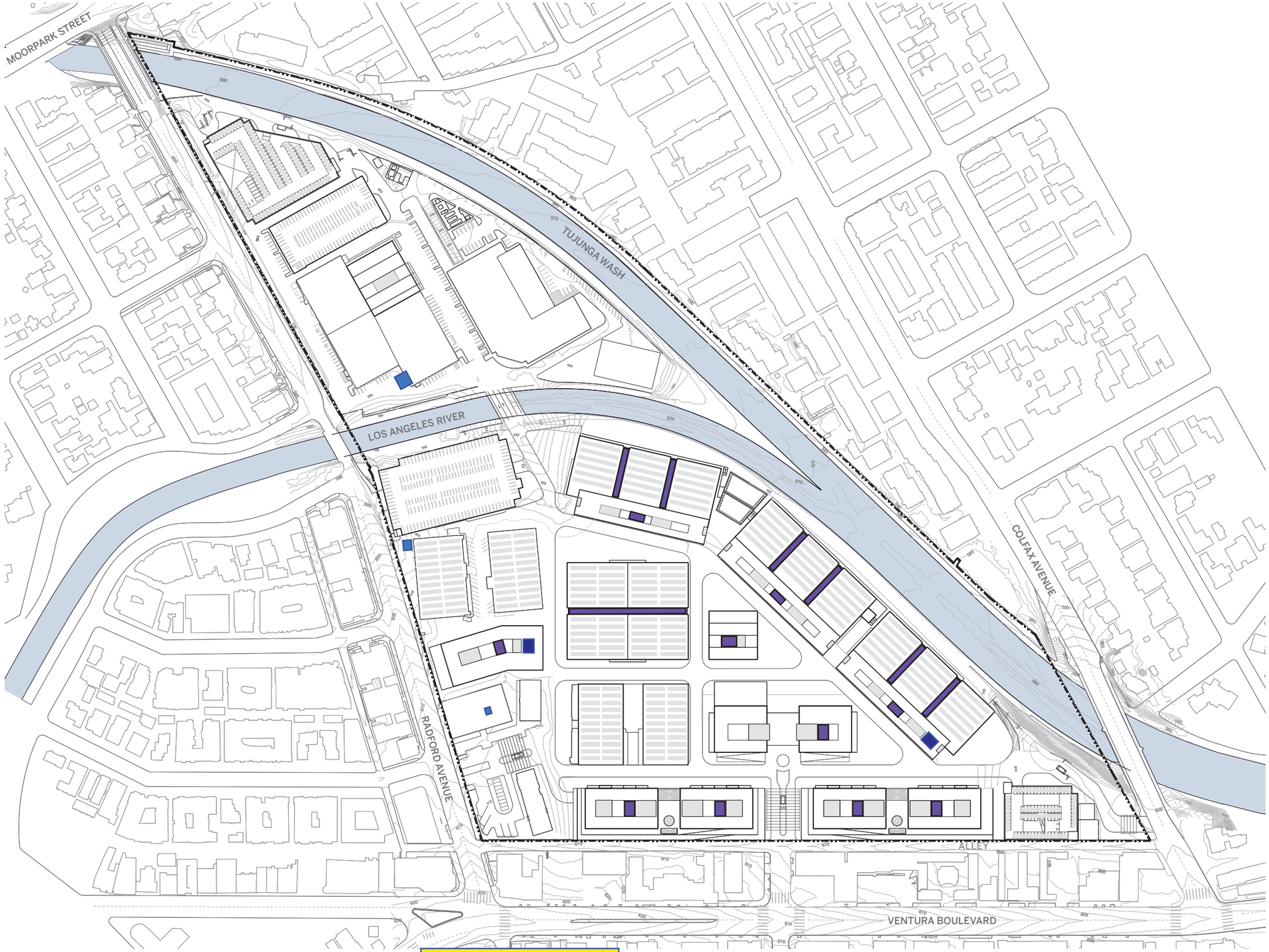

FUTURE MECHANICAL

PROJECT ADDRESS
4200 Radford Avenue
Studio City, CA 91604

ROOF PLAN
1" = 250'

0' 125' 250' N

Radford Studio Center
Source Levels in dB(A) - 01a Mechanical - Existing

Name	Source type	Lw dB(A)	
(E) Mechanical (Cooling Tower)	Point	95.0	
(E) Mechanical (Cooling Tower)	Point	95.0	
(E) Mechanical (Cooling Tower)	Point	95.0	
(E) Mechanical (Cooling Tower)	Point	95.0	
(E) Mechanical (Cooling Tower)	Point	95.0	
(E) Mechanical (Cooling Tower)	Point	95.0	
(E) Mechanical (Cooling Tower)	Point	95.0	
(E) Mechanical (Cooling Tower)	Point	95.0	

Radford Studio Center
Calculated Noise Levels - 01a Mechanical - Existing

Source	Source type	Leq,d dB(A)	
Receptor R01 Fl G Leq,d 33.4 dB(A)			
(E) Mechanical (Cooling Tower)	Point	17.6	
(E) Mechanical (Cooling Tower)	Point	31.4	
(E) Mechanical (Cooling Tower)	Point	11.0	
(E) Mechanical (Cooling Tower)	Point	10.9	
(E) Mechanical (Cooling Tower)	Point	27.8	
(E) Mechanical (Cooling Tower)	Point	16.9	
(E) Mechanical (Cooling Tower)	Point	17.3	
(E) Mechanical (Cooling Tower)	Point	10.2	
Receptor R02 Fl G Leq,d 31.6 dB(A)			
(E) Mechanical (Cooling Tower)	Point	16.0	
(E) Mechanical (Cooling Tower)	Point	26.7	
(E) Mechanical (Cooling Tower)	Point	12.9	
(E) Mechanical (Cooling Tower)	Point	9.6	
(E) Mechanical (Cooling Tower)	Point	29.0	
(E) Mechanical (Cooling Tower)	Point	16.2	
(E) Mechanical (Cooling Tower)	Point	17.2	
(E) Mechanical (Cooling Tower)	Point	13.0	
Receptor R03 Fl G Leq,d 49.6 dB(A)			
(E) Mechanical (Cooling Tower)	Point	40.7	
(E) Mechanical (Cooling Tower)	Point	47.9	
(E) Mechanical (Cooling Tower)	Point	19.7	
(E) Mechanical (Cooling Tower)	Point	19.8	
(E) Mechanical (Cooling Tower)	Point	41.9	
(E) Mechanical (Cooling Tower)	Point	27.5	
(E) Mechanical (Cooling Tower)	Point	28.4	
(E) Mechanical (Cooling Tower)	Point	13.8	
Receptor R03 Fl F2 Leq,d 51.6 dB(A)			
(E) Mechanical (Cooling Tower)	Point	40.6	
(E) Mechanical (Cooling Tower)	Point	49.7	
(E) Mechanical (Cooling Tower)	Point	26.4	
(E) Mechanical (Cooling Tower)	Point	26.8	
(E) Mechanical (Cooling Tower)	Point	45.4	
(E) Mechanical (Cooling Tower)	Point	31.9	
(E) Mechanical (Cooling Tower)	Point	34.5	
(E) Mechanical (Cooling Tower)	Point	13.8	
Receptor R04 Fl G Leq,d 25.6 dB(A)			
(E) Mechanical (Cooling Tower)	Point	16.2	
(E) Mechanical (Cooling Tower)	Point	17.9	
(E) Mechanical (Cooling Tower)	Point	9.4	
(E) Mechanical (Cooling Tower)	Point	9.2	
(E) Mechanical (Cooling Tower)	Point	21.8	

Radford Studio Center
Calculated Noise Levels - 01a Mechanical - Existing

Source	Source type	Leq,d dB(A)	
(E) Mechanical (Cooling Tower)	Point	16.3	
(E) Mechanical (Cooling Tower)	Point	16.2	
(E) Mechanical (Cooling Tower)	Point	7.4	
Receptor R05 Fl G Leq,d 35.9 dB(A)			
(E) Mechanical (Cooling Tower)	Point	14.5	
(E) Mechanical (Cooling Tower)	Point	10.4	
(E) Mechanical (Cooling Tower)	Point	19.2	
(E) Mechanical (Cooling Tower)	Point	19.3	
(E) Mechanical (Cooling Tower)	Point	35.3	
(E) Mechanical (Cooling Tower)	Point	20.6	
(E) Mechanical (Cooling Tower)	Point	20.3	
(E) Mechanical (Cooling Tower)	Point	13.8	
Receptor R05 Fl F2 Leq,d 37.5 dB(A)			
(E) Mechanical (Cooling Tower)	Point	16.7	
(E) Mechanical (Cooling Tower)	Point	10.5	
(E) Mechanical (Cooling Tower)	Point	24.7	
(E) Mechanical (Cooling Tower)	Point	25.0	
(E) Mechanical (Cooling Tower)	Point	36.7	
(E) Mechanical (Cooling Tower)	Point	21.5	
(E) Mechanical (Cooling Tower)	Point	21.7	
(E) Mechanical (Cooling Tower)	Point	12.7	
Receptor R06 Fl G Leq,d 28.9 dB(A)			
(E) Mechanical (Cooling Tower)	Point	9.6	
(E) Mechanical (Cooling Tower)	Point	5.9	
(E) Mechanical (Cooling Tower)	Point	7.0	
(E) Mechanical (Cooling Tower)	Point	7.0	
(E) Mechanical (Cooling Tower)	Point	28.6	
(E) Mechanical (Cooling Tower)	Point	12.1	
(E) Mechanical (Cooling Tower)	Point	12.2	
(E) Mechanical (Cooling Tower)	Point	7.6	
Receptor R07 Fl G Leq,d 32.3 dB(A)			
(E) Mechanical (Cooling Tower)	Point	17.8	
(E) Mechanical (Cooling Tower)	Point	5.8	
(E) Mechanical (Cooling Tower)	Point	25.9	
(E) Mechanical (Cooling Tower)	Point	25.9	
(E) Mechanical (Cooling Tower)	Point	28.8	
(E) Mechanical (Cooling Tower)	Point	14.1	
(E) Mechanical (Cooling Tower)	Point	8.8	
(E) Mechanical (Cooling Tower)	Point	15.8	
Receptor R08 Fl G Leq,d 25.2 dB(A)			
(E) Mechanical (Cooling Tower)	Point	10.9	
(E) Mechanical (Cooling Tower)	Point	6.1	

Radford Studio Center
Calculated Noise Levels - 01a Mechanical - Existing

Source	Source type	Leq,d dB(A)	
(E) Mechanical (Cooling Tower)	Point	18.9	
(E) Mechanical (Cooling Tower)	Point	18.9	
(E) Mechanical (Cooling Tower)	Point	19.9	
(E) Mechanical (Cooling Tower)	Point	14.8	
(E) Mechanical (Cooling Tower)	Point	10.3	
(E) Mechanical (Cooling Tower)	Point	13.2	
Receptor R09 Fl G Leq,d 39.8 dB(A)			
(E) Mechanical (Cooling Tower)	Point	6.2	
(E) Mechanical (Cooling Tower)	Point	6.0	
(E) Mechanical (Cooling Tower)	Point	31.8	
(E) Mechanical (Cooling Tower)	Point	30.3	
(E) Mechanical (Cooling Tower)	Point	26.6	
(E) Mechanical (Cooling Tower)	Point	18.5	
(E) Mechanical (Cooling Tower)	Point	17.8	
(E) Mechanical (Cooling Tower)	Point	38.1	
Receptor R10 Fl G Leq,d 51.0 dB(A)			
(E) Mechanical (Cooling Tower)	Point	13.5	
(E) Mechanical (Cooling Tower)	Point	15.7	
(E) Mechanical (Cooling Tower)	Point	35.1	
(E) Mechanical (Cooling Tower)	Point	36.0	
(E) Mechanical (Cooling Tower)	Point	32.8	
(E) Mechanical (Cooling Tower)	Point	23.5	
(E) Mechanical (Cooling Tower)	Point	23.7	
(E) Mechanical (Cooling Tower)	Point	50.6	
Receptor R11 Fl G Leq,d 32.0 dB(A)			
(E) Mechanical (Cooling Tower)	Point	7.0	
(E) Mechanical (Cooling Tower)	Point	26.6	
(E) Mechanical (Cooling Tower)	Point	23.4	
(E) Mechanical (Cooling Tower)	Point	23.4	
(E) Mechanical (Cooling Tower)	Point	26.6	
(E) Mechanical (Cooling Tower)	Point	15.3	
(E) Mechanical (Cooling Tower)	Point	16.8	
(E) Mechanical (Cooling Tower)	Point	21.8	
Receptor R12 Fl G Leq,d 39.0 dB(A)			
(E) Mechanical (Cooling Tower)	Point	18.2	
(E) Mechanical (Cooling Tower)	Point	16.0	
(E) Mechanical (Cooling Tower)	Point	33.1	
(E) Mechanical (Cooling Tower)	Point	33.5	
(E) Mechanical (Cooling Tower)	Point	29.3	
(E) Mechanical (Cooling Tower)	Point	19.6	
(E) Mechanical (Cooling Tower)	Point	19.8	
(E) Mechanical (Cooling Tower)	Point	34.1	

Radford Studio Center
Calculated Noise Levels - 01a Mechanical - Existing

Source	Source type	Leq,d dB(A)	
Receptor R13 Fl G Leq,d 30.3 dB(A)			
(E) Mechanical (Cooling Tower)	Point	13.9	
(E) Mechanical (Cooling Tower)	Point	24.1	
(E) Mechanical (Cooling Tower)	Point	9.8	
(E) Mechanical (Cooling Tower)	Point	9.8	
(E) Mechanical (Cooling Tower)	Point	28.0	
(E) Mechanical (Cooling Tower)	Point	16.3	
(E) Mechanical (Cooling Tower)	Point	16.0	
(E) Mechanical (Cooling Tower)	Point	18.5	
Receptor R14 Fl G Leq,d 29.8 dB(A)			
(E) Mechanical (Cooling Tower)	Point	9.8	
(E) Mechanical (Cooling Tower)	Point	27.3	
(E) Mechanical (Cooling Tower)	Point	9.8	
(E) Mechanical (Cooling Tower)	Point	9.8	
(E) Mechanical (Cooling Tower)	Point	24.9	
(E) Mechanical (Cooling Tower)	Point	14.7	
(E) Mechanical (Cooling Tower)	Point	14.8	
(E) Mechanical (Cooling Tower)	Point	12.9	
Receptor R15 Fl G Leq,d 26.2 dB(A)			
(E) Mechanical (Cooling Tower)	Point	8.2	
(E) Mechanical (Cooling Tower)	Point	16.3	
(E) Mechanical (Cooling Tower)	Point	6.5	
(E) Mechanical (Cooling Tower)	Point	6.5	
(E) Mechanical (Cooling Tower)	Point	23.0	
(E) Mechanical (Cooling Tower)	Point	16.0	
(E) Mechanical (Cooling Tower)	Point	16.7	
(E) Mechanical (Cooling Tower)	Point	18.7	

Radford Studio Center
Source Levels in dB(A) - 01b Mechanical - Future

Name	Source type	Lw dB(A)	
(E) Mechanical (Cooling Tower)	Point	95.0	
(E) Mechanical (Cooling Tower)	Point	95.0	
(E) Mechanical (Cooling Tower)	Point	95.0	
(N) Mechanical (Air Handling Unit)	Point	90.0	
(N) Mechanical (Air Handling Unit)	Point	90.0	
(N) Mechanical (Air Handling Unit)	Point	90.0	
(N) Mechanical (Air Handling Unit)	Point	90.0	
(N) Mechanical (Air Handling Unit)	Point	90.0	
(N) Mechanical (Air Handling Unit)	Point	90.0	
(N) Mechanical (Air Handling Unit)	Point	90.0	
(N) Mechanical (Air Handling Unit)	Point	90.0	
(N) Mechanical (Air Handling Unit)	Point	90.0	
(N) Mechanical (Air Handling Unit)	Point	90.0	
(N) Mechanical (Air Handling Unit)	Point	90.0	
(N) Mechanical (Air Handling Unit)	Point	90.0	
(N) Mechanical (Air Handling Unit)	Point	90.0	
(N) Mechanical (Air Handling Unit)	Point	90.0	
(N) Mechanical (Air Handling Unit)	Point	90.0	
(N) Mechanical (Air Handling Unit)	Point	90.0	
(N) Mechanical (Air Handling Unit)	Point	90.0	
(N) Mechanical (Air Handling Unit)	Point	90.0	
(N) Mechanical (Air Handling Unit)	Point	90.0	
(N) Mechanical (Air Handling Unit)	Point	90.0	
(N) Mechanical (Air Handling Unit)	Point	90.0	
(N) Mechanical (Air Handling Unit)	Point	90.0	
(N) Mechanical (Air Handling Unit)	Point	90.0	
(N) Mechanical (Air Handling Unit)	Point	90.0	
(N) Mechanical (Air Handling Unit)	Point	90.0	
(N) Mechanical (Air Handling Unit)	Point	90.0	
(N) Mechanical (Air Handling Unit)	Point	90.0	
(N) Mechanical (Cooling Tower)	Point	95.0	
(N) Mechanical (Cooling Tower)	Point	95.0	

Radford Studio Center
Calculated Noise Levels - 01b Mechanical - Future

Source	Source type	Leq,d dB(A)	
Receptor R01 Fl G Leq,d 37.1 dB(A)			
(E) Mechanical (Cooling Tower)	Point	17.6	
(E) Mechanical (Cooling Tower)	Point	31.4	
(E) Mechanical (Cooling Tower)	Point	26.6	
(N) Mechanical (Air Handling Unit)	Point	21.0	
(N) Mechanical (Air Handling Unit)	Point	19.5	
(N) Mechanical (Air Handling Unit)	Point	20.9	
(N) Mechanical (Air Handling Unit)	Point	15.6	
(N) Mechanical (Air Handling Unit)	Point	14.4	
(N) Mechanical (Air Handling Unit)	Point	20.6	
(N) Mechanical (Air Handling Unit)	Point	21.2	
(N) Mechanical (Air Handling Unit)	Point	17.4	
(N) Mechanical (Air Handling Unit)	Point	22.2	
(N) Mechanical (Air Handling Unit)	Point	27.7	
(N) Mechanical (Air Handling Unit)	Point	21.2	
(N) Mechanical (Air Handling Unit)	Point	18.9	
(N) Mechanical (Air Handling Unit)	Point	17.9	
(N) Mechanical (Air Handling Unit)	Point	6.9	
(N) Mechanical (Air Handling Unit)	Point	6.3	
(N) Mechanical (Air Handling Unit)	Point	14.0	
(N) Mechanical (Air Handling Unit)	Point	15.3	
(N) Mechanical (Air Handling Unit)	Point	23.6	
(N) Mechanical (Air Handling Unit)	Point	20.4	
(N) Mechanical (Air Handling Unit)	Point	19.7	
(N) Mechanical (Air Handling Unit)	Point	12.6	
(N) Mechanical (Air Handling Unit)	Point	17.5	
(N) Mechanical (Air Handling Unit)	Point	15.4	
(N) Mechanical (Air Handling Unit)	Point	16.1	
(N) Mechanical (Air Handling Unit)	Point	12.6	
(N) Mechanical (Air Handling Unit)	Point	12.6	
(N) Mechanical (Air Handling Unit)	Point	12.9	
(N) Mechanical (Cooling Tower)	Point	28.3	
(N) Mechanical (Cooling Tower)	Point	18.9	
Receptor R02 Fl G Leq,d 36.7 dB(A)			
(E) Mechanical (Cooling Tower)	Point	16.0	
(E) Mechanical (Cooling Tower)	Point	26.7	
(E) Mechanical (Cooling Tower)	Point	26.9	
(N) Mechanical (Air Handling Unit)	Point	21.2	
(N) Mechanical (Air Handling Unit)	Point	20.7	
(N) Mechanical (Air Handling Unit)	Point	20.1	
(N) Mechanical (Air Handling Unit)	Point	18.6	
(N) Mechanical (Air Handling Unit)	Point	16.6	
(N) Mechanical (Air Handling Unit)	Point	20.8	

Radford Studio Center
Calculated Noise Levels - 01b Mechanical - Future

Source	Source type	Leq,d dB(A)	
(N) Mechanical (Air Handling Unit)	Point	19.8	
(N) Mechanical (Air Handling Unit)	Point	21.1	
(N) Mechanical (Air Handling Unit)	Point	18.8	
(N) Mechanical (Air Handling Unit)	Point	28.5	
(N) Mechanical (Air Handling Unit)	Point	23.2	
(N) Mechanical (Air Handling Unit)	Point	22.0	
(N) Mechanical (Air Handling Unit)	Point	22.4	
(N) Mechanical (Air Handling Unit)	Point	6.9	
(N) Mechanical (Air Handling Unit)	Point	6.4	
(N) Mechanical (Air Handling Unit)	Point	17.4	
(N) Mechanical (Air Handling Unit)	Point	19.1	
(N) Mechanical (Air Handling Unit)	Point	23.1	
(N) Mechanical (Air Handling Unit)	Point	20.7	
(N) Mechanical (Air Handling Unit)	Point	19.6	
(N) Mechanical (Air Handling Unit)	Point	15.1	
(N) Mechanical (Air Handling Unit)	Point	15.9	
(N) Mechanical (Air Handling Unit)	Point	15.9	
(N) Mechanical (Air Handling Unit)	Point	16.6	
(N) Mechanical (Air Handling Unit)	Point	15.3	
(N) Mechanical (Air Handling Unit)	Point	14.9	
(N) Mechanical (Air Handling Unit)	Point	15.2	
(N) Mechanical (Cooling Tower)	Point	27.7	
(N) Mechanical (Cooling Tower)	Point	21.8	
Receptor R03 Fl G Leq,d 49.7 dB(A)			
(E) Mechanical (Cooling Tower)	Point	41.0	
(E) Mechanical (Cooling Tower)	Point	47.9	
(E) Mechanical (Cooling Tower)	Point	41.5	
(N) Mechanical (Air Handling Unit)	Point	15.8	
(N) Mechanical (Air Handling Unit)	Point	18.7	
(N) Mechanical (Air Handling Unit)	Point	24.3	
(N) Mechanical (Air Handling Unit)	Point	13.7	
(N) Mechanical (Air Handling Unit)	Point	11.9	
(N) Mechanical (Air Handling Unit)	Point	23.3	
(N) Mechanical (Air Handling Unit)	Point	26.2	
(N) Mechanical (Air Handling Unit)	Point	21.6	
(N) Mechanical (Air Handling Unit)	Point	27.4	
(N) Mechanical (Air Handling Unit)	Point	29.5	
(N) Mechanical (Air Handling Unit)	Point	23.8	
(N) Mechanical (Air Handling Unit)	Point	23.1	
(N) Mechanical (Air Handling Unit)	Point	22.3	
(N) Mechanical (Air Handling Unit)	Point	10.8	
(N) Mechanical (Air Handling Unit)	Point	9.8	
(N) Mechanical (Air Handling Unit)	Point	8.9	

Radford Studio Center
Calculated Noise Levels - 01b Mechanical - Future

Source	Source type	Leq,d dB(A)	
(N) Mechanical (Air Handling Unit)	Point	13.6	
(N) Mechanical (Air Handling Unit)	Point	29.2	
(N) Mechanical (Air Handling Unit)	Point	26.1	
(N) Mechanical (Air Handling Unit)	Point	21.7	
(N) Mechanical (Air Handling Unit)	Point	14.7	
(N) Mechanical (Air Handling Unit)	Point	11.0	
(N) Mechanical (Air Handling Unit)	Point	10.7	
(N) Mechanical (Air Handling Unit)	Point	14.1	
(N) Mechanical (Air Handling Unit)	Point	11.2	
(N) Mechanical (Air Handling Unit)	Point	12.4	
(N) Mechanical (Air Handling Unit)	Point	14.5	
(N) Mechanical (Cooling Tower)	Point	27.0	
(N) Mechanical (Cooling Tower)	Point	15.0	
Receptor R03 Fl F2 Leq,d 51.9 dB(A)			
(E) Mechanical (Cooling Tower)	Point	40.9	
(E) Mechanical (Cooling Tower)	Point	49.7	
(E) Mechanical (Cooling Tower)	Point	46.1	
(N) Mechanical (Air Handling Unit)	Point	19.4	
(N) Mechanical (Air Handling Unit)	Point	17.5	
(N) Mechanical (Air Handling Unit)	Point	25.1	
(N) Mechanical (Air Handling Unit)	Point	17.8	
(N) Mechanical (Air Handling Unit)	Point	15.4	
(N) Mechanical (Air Handling Unit)	Point	24.2	
(N) Mechanical (Air Handling Unit)	Point	26.8	
(N) Mechanical (Air Handling Unit)	Point	28.1	
(N) Mechanical (Air Handling Unit)	Point	29.0	
(N) Mechanical (Air Handling Unit)	Point	29.9	
(N) Mechanical (Air Handling Unit)	Point	29.8	
(N) Mechanical (Air Handling Unit)	Point	30.2	
(N) Mechanical (Air Handling Unit)	Point	28.4	
(N) Mechanical (Air Handling Unit)	Point	17.6	
(N) Mechanical (Air Handling Unit)	Point	16.2	
(N) Mechanical (Air Handling Unit)	Point	13.7	
(N) Mechanical (Air Handling Unit)	Point	17.8	
(N) Mechanical (Air Handling Unit)	Point	30.4	
(N) Mechanical (Air Handling Unit)	Point	19.6	
(N) Mechanical (Air Handling Unit)	Point	25.7	
(N) Mechanical (Air Handling Unit)	Point	17.8	
(N) Mechanical (Air Handling Unit)	Point	14.7	
(N) Mechanical (Air Handling Unit)	Point	14.4	
(N) Mechanical (Air Handling Unit)	Point	18.1	
(N) Mechanical (Air Handling Unit)	Point	13.1	
(N) Mechanical (Air Handling Unit)	Point	15.1	

Radford Studio Center
Calculated Noise Levels - 01b Mechanical - Future

Source	Source type	Leq,d dB(A)	
(N) Mechanical (Air Handling Unit)	Point	18.0	
(N) Mechanical (Cooling Tower)	Point	30.4	
(N) Mechanical (Cooling Tower)	Point	13.9	
Receptor R04 Fl G Leq,d 31.2 dB(A)			
(E) Mechanical (Cooling Tower)	Point	16.2	
(E) Mechanical (Cooling Tower)	Point	17.9	
(E) Mechanical (Cooling Tower)	Point	22.4	
(N) Mechanical (Air Handling Unit)	Point	7.8	
(N) Mechanical (Air Handling Unit)	Point	7.1	
(N) Mechanical (Air Handling Unit)	Point	6.4	
(N) Mechanical (Air Handling Unit)	Point	3.1	
(N) Mechanical (Air Handling Unit)	Point	3.6	
(N) Mechanical (Air Handling Unit)	Point	5.3	
(N) Mechanical (Air Handling Unit)	Point	7.7	
(N) Mechanical (Air Handling Unit)	Point	4.5	
(N) Mechanical (Air Handling Unit)	Point	5.6	
(N) Mechanical (Air Handling Unit)	Point	9.5	
(N) Mechanical (Air Handling Unit)	Point	10.3	
(N) Mechanical (Air Handling Unit)	Point	10.0	
(N) Mechanical (Air Handling Unit)	Point	4.7	
(N) Mechanical (Air Handling Unit)	Point	20.2	
(N) Mechanical (Air Handling Unit)	Point	20.1	
(N) Mechanical (Air Handling Unit)	Point	4.7	
(N) Mechanical (Air Handling Unit)	Point	12.5	
(N) Mechanical (Air Handling Unit)	Point	10.5	
(N) Mechanical (Air Handling Unit)	Point	26.5	
(N) Mechanical (Air Handling Unit)	Point	23.2	
(N) Mechanical (Air Handling Unit)	Point	2.3	
(N) Mechanical (Air Handling Unit)	Point	3.0	
(N) Mechanical (Air Handling Unit)	Point	2.7	
(N) Mechanical (Air Handling Unit)	Point	3.4	
(N) Mechanical (Air Handling Unit)	Point	5.8	
(N) Mechanical (Air Handling Unit)	Point	7.1	
(N) Mechanical (Air Handling Unit)	Point	3.2	
(N) Mechanical (Cooling Tower)	Point	14.6	
(N) Mechanical (Cooling Tower)	Point	12.1	
Receptor R05 Fl G Leq,d 39.4 dB(A)			
(E) Mechanical (Cooling Tower)	Point	12.2	
(E) Mechanical (Cooling Tower)	Point	10.4	
(E) Mechanical (Cooling Tower)	Point	24.9	
(N) Mechanical (Air Handling Unit)	Point	15.2	
(N) Mechanical (Air Handling Unit)	Point	17.0	
(N) Mechanical (Air Handling Unit)	Point	15.6	

Radford Studio Center
Calculated Noise Levels - 01b Mechanical - Future

Source	Source type	Leq,d dB(A)	
(N) Mechanical (Air Handling Unit)	Point	10.4	
(N) Mechanical (Air Handling Unit)	Point	10.5	
(N) Mechanical (Air Handling Unit)	Point	11.4	
(N) Mechanical (Air Handling Unit)	Point	15.2	
(N) Mechanical (Air Handling Unit)	Point	11.9	
(N) Mechanical (Air Handling Unit)	Point	16.1	
(N) Mechanical (Air Handling Unit)	Point	13.3	
(N) Mechanical (Air Handling Unit)	Point	16.1	
(N) Mechanical (Air Handling Unit)	Point	16.0	
(N) Mechanical (Air Handling Unit)	Point	14.7	
(N) Mechanical (Air Handling Unit)	Point	32.3	
(N) Mechanical (Air Handling Unit)	Point	19.5	
(N) Mechanical (Air Handling Unit)	Point	19.9	
(N) Mechanical (Air Handling Unit)	Point	28.1	
(N) Mechanical (Air Handling Unit)	Point	17.0	
(N) Mechanical (Air Handling Unit)	Point	32.3	
(N) Mechanical (Air Handling Unit)	Point	35.2	
(N) Mechanical (Air Handling Unit)	Point	19.7	
(N) Mechanical (Air Handling Unit)	Point	10.3	
(N) Mechanical (Air Handling Unit)	Point	10.1	
(N) Mechanical (Air Handling Unit)	Point	10.4	
(N) Mechanical (Air Handling Unit)	Point	9.3	
(N) Mechanical (Air Handling Unit)	Point	8.8	
(N) Mechanical (Air Handling Unit)	Point	19.8	
(N) Mechanical (Cooling Tower)	Point	21.9	
(N) Mechanical (Cooling Tower)	Point	15.4	
Receptor R05 Fl F2 Leq,d 41.6 dB(A)			
(E) Mechanical (Cooling Tower)	Point	14.4	
(E) Mechanical (Cooling Tower)	Point	10.5	
(E) Mechanical (Cooling Tower)	Point	27.8	
(N) Mechanical (Air Handling Unit)	Point	20.4	
(N) Mechanical (Air Handling Unit)	Point	21.4	
(N) Mechanical (Air Handling Unit)	Point	19.9	
(N) Mechanical (Air Handling Unit)	Point	12.9	
(N) Mechanical (Air Handling Unit)	Point	12.5	
(N) Mechanical (Air Handling Unit)	Point	10.9	
(N) Mechanical (Air Handling Unit)	Point	16.8	
(N) Mechanical (Air Handling Unit)	Point	12.9	
(N) Mechanical (Air Handling Unit)	Point	19.0	
(N) Mechanical (Air Handling Unit)	Point	20.6	
(N) Mechanical (Air Handling Unit)	Point	22.4	
(N) Mechanical (Air Handling Unit)	Point	22.3	
(N) Mechanical (Air Handling Unit)	Point	13.4	

Radford Studio Center
Calculated Noise Levels - 01b Mechanical - Future

Source	Source type	Leq,d dB(A)	
(N) Mechanical (Air Handling Unit)	Point	34.3	
(N) Mechanical (Air Handling Unit)	Point	23.0	
(N) Mechanical (Air Handling Unit)	Point	24.3	
(N) Mechanical (Air Handling Unit)	Point	30.4	
(N) Mechanical (Air Handling Unit)	Point	22.5	
(N) Mechanical (Air Handling Unit)	Point	34.5	
(N) Mechanical (Air Handling Unit)	Point	36.0	
(N) Mechanical (Air Handling Unit)	Point	24.2	
(N) Mechanical (Air Handling Unit)	Point	12.3	
(N) Mechanical (Air Handling Unit)	Point	12.3	
(N) Mechanical (Air Handling Unit)	Point	12.9	
(N) Mechanical (Air Handling Unit)	Point	16.2	
(N) Mechanical (Air Handling Unit)	Point	15.6	
(N) Mechanical (Air Handling Unit)	Point	24.3	
(N) Mechanical (Cooling Tower)	Point	27.4	
(N) Mechanical (Cooling Tower)	Point	21.3	
Receptor R06 Fl G Leq,d 32.1 dB(A)			
(E) Mechanical (Cooling Tower)	Point	9.3	
(E) Mechanical (Cooling Tower)	Point	5.9	
(E) Mechanical (Cooling Tower)	Point	20.2	
(N) Mechanical (Air Handling Unit)	Point	11.4	
(N) Mechanical (Air Handling Unit)	Point	4.3	
(N) Mechanical (Air Handling Unit)	Point	4.3	
(N) Mechanical (Air Handling Unit)	Point	3.1	
(N) Mechanical (Air Handling Unit)	Point	3.4	
(N) Mechanical (Air Handling Unit)	Point	4.0	
(N) Mechanical (Air Handling Unit)	Point	4.4	
(N) Mechanical (Air Handling Unit)	Point	3.3	
(N) Mechanical (Air Handling Unit)	Point	3.7	
(N) Mechanical (Air Handling Unit)	Point	0.5	
(N) Mechanical (Air Handling Unit)	Point	3.3	
(N) Mechanical (Air Handling Unit)	Point	3.1	
(N) Mechanical (Air Handling Unit)	Point	3.4	
(N) Mechanical (Air Handling Unit)	Point	26.4	
(N) Mechanical (Air Handling Unit)	Point	24.0	
(N) Mechanical (Air Handling Unit)	Point	16.2	
(N) Mechanical (Air Handling Unit)	Point	17.9	
(N) Mechanical (Air Handling Unit)	Point	4.5	
(N) Mechanical (Air Handling Unit)	Point	21.2	
(N) Mechanical (Air Handling Unit)	Point	24.0	
(N) Mechanical (Air Handling Unit)	Point	16.3	
(N) Mechanical (Air Handling Unit)	Point	3.4	
(N) Mechanical (Air Handling Unit)	Point	3.4	

Radford Studio Center
Calculated Noise Levels - 01b Mechanical - Future

Source	Source type	Leq,d dB(A)	
(N) Mechanical (Air Handling Unit)	Point	3.2	
(N) Mechanical (Air Handling Unit)	Point	16.2	
(N) Mechanical (Air Handling Unit)	Point	16.3	
(N) Mechanical (Air Handling Unit)	Point	16.3	
(N) Mechanical (Cooling Tower)	Point	9.5	
(N) Mechanical (Cooling Tower)	Point	20.1	
Receptor R07 Fl G Leq,d 39.5 dB(A)			
(E) Mechanical (Cooling Tower)	Point	9.0	
(E) Mechanical (Cooling Tower)	Point	5.7	
(E) Mechanical (Cooling Tower)	Point	27.1	
(N) Mechanical (Air Handling Unit)	Point	16.0	
(N) Mechanical (Air Handling Unit)	Point	9.9	
(N) Mechanical (Air Handling Unit)	Point	10.3	
(N) Mechanical (Air Handling Unit)	Point	23.9	
(N) Mechanical (Air Handling Unit)	Point	22.4	
(N) Mechanical (Air Handling Unit)	Point	10.9	
(N) Mechanical (Air Handling Unit)	Point	10.2	
(N) Mechanical (Air Handling Unit)	Point	20.5	
(N) Mechanical (Air Handling Unit)	Point	16.4	
(N) Mechanical (Air Handling Unit)	Point	15.8	
(N) Mechanical (Air Handling Unit)	Point	19.9	
(N) Mechanical (Air Handling Unit)	Point	19.8	
(N) Mechanical (Air Handling Unit)	Point	20.4	
(N) Mechanical (Air Handling Unit)	Point	26.6	
(N) Mechanical (Air Handling Unit)	Point	28.3	
(N) Mechanical (Air Handling Unit)	Point	25.9	
(N) Mechanical (Air Handling Unit)	Point	25.1	
(N) Mechanical (Air Handling Unit)	Point	22.4	
(N) Mechanical (Air Handling Unit)	Point	25.2	
(N) Mechanical (Air Handling Unit)	Point	26.6	
(N) Mechanical (Air Handling Unit)	Point	27.3	
(N) Mechanical (Air Handling Unit)	Point	23.6	
(N) Mechanical (Air Handling Unit)	Point	24.8	
(N) Mechanical (Air Handling Unit)	Point	22.7	
(N) Mechanical (Air Handling Unit)	Point	28.6	
(N) Mechanical (Air Handling Unit)	Point	28.6	
(N) Mechanical (Air Handling Unit)	Point	27.4	
(N) Mechanical (Cooling Tower)	Point	27.7	
(N) Mechanical (Cooling Tower)	Point	28.4	
Receptor R08 Fl G Leq,d 29.9 dB(A)			
(E) Mechanical (Cooling Tower)	Point	4.9	
(E) Mechanical (Cooling Tower)	Point	6.1	
(E) Mechanical (Cooling Tower)	Point	8.7	

Radford Studio Center
Calculated Noise Levels - 01b Mechanical - Future

Source	Source type	Leq,d dB(A)	
(N) Mechanical (Air Handling Unit)	Point	6.2	
(N) Mechanical (Air Handling Unit)	Point	4.6	
(N) Mechanical (Air Handling Unit)	Point	5.3	
(N) Mechanical (Air Handling Unit)	Point	7.0	
(N) Mechanical (Air Handling Unit)	Point	7.6	
(N) Mechanical (Air Handling Unit)	Point	7.3	
(N) Mechanical (Air Handling Unit)	Point	5.8	
(N) Mechanical (Air Handling Unit)	Point	4.1	
(N) Mechanical (Air Handling Unit)	Point	4.1	
(N) Mechanical (Air Handling Unit)	Point	-0.8	
(N) Mechanical (Air Handling Unit)	Point	3.5	
(N) Mechanical (Air Handling Unit)	Point	3.3	
(N) Mechanical (Air Handling Unit)	Point	4.3	
(N) Mechanical (Air Handling Unit)	Point	19.1	
(N) Mechanical (Air Handling Unit)	Point	19.5	
(N) Mechanical (Air Handling Unit)	Point	14.9	
(N) Mechanical (Air Handling Unit)	Point	11.3	
(N) Mechanical (Air Handling Unit)	Point	3.1	
(N) Mechanical (Air Handling Unit)	Point	13.7	
(N) Mechanical (Air Handling Unit)	Point	15.1	
(N) Mechanical (Air Handling Unit)	Point	19.5	
(N) Mechanical (Air Handling Unit)	Point	8.2	
(N) Mechanical (Air Handling Unit)	Point	8.2	
(N) Mechanical (Air Handling Unit)	Point	7.0	
(N) Mechanical (Air Handling Unit)	Point	23.6	
(N) Mechanical (Air Handling Unit)	Point	21.9	
(N) Mechanical (Air Handling Unit)	Point	13.6	
(N) Mechanical (Cooling Tower)	Point	8.6	
(N) Mechanical (Cooling Tower)	Point	20.8	
Receptor R09 Fl G Leq,d 46.4 dB(A)			
(E) Mechanical (Cooling Tower)	Point	7.2	
(E) Mechanical (Cooling Tower)	Point	6.0	
(E) Mechanical (Cooling Tower)	Point	12.1	
(N) Mechanical (Air Handling Unit)	Point	11.0	
(N) Mechanical (Air Handling Unit)	Point	11.2	
(N) Mechanical (Air Handling Unit)	Point	12.2	
(N) Mechanical (Air Handling Unit)	Point	30.8	
(N) Mechanical (Air Handling Unit)	Point	30.7	
(N) Mechanical (Air Handling Unit)	Point	17.4	
(N) Mechanical (Air Handling Unit)	Point	12.2	
(N) Mechanical (Air Handling Unit)	Point	26.7	
(N) Mechanical (Air Handling Unit)	Point	23.8	
(N) Mechanical (Air Handling Unit)	Point	23.2	

Radford Studio Center
Calculated Noise Levels - 01b Mechanical - Future

Source	Source type	Leq,d dB(A)	
(N) Mechanical (Air Handling Unit)	Point	24.7	
(N) Mechanical (Air Handling Unit)	Point	24.7	
(N) Mechanical (Air Handling Unit)	Point	25.8	
(N) Mechanical (Air Handling Unit)	Point	23.4	
(N) Mechanical (Air Handling Unit)	Point	29.2	
(N) Mechanical (Air Handling Unit)	Point	32.7	
(N) Mechanical (Air Handling Unit)	Point	26.6	
(N) Mechanical (Air Handling Unit)	Point	11.8	
(N) Mechanical (Air Handling Unit)	Point	7.6	
(N) Mechanical (Air Handling Unit)	Point	12.3	
(N) Mechanical (Air Handling Unit)	Point	38.0	
(N) Mechanical (Air Handling Unit)	Point	32.8	
(N) Mechanical (Air Handling Unit)	Point	32.6	
(N) Mechanical (Air Handling Unit)	Point	31.3	
(N) Mechanical (Air Handling Unit)	Point	35.9	
(N) Mechanical (Air Handling Unit)	Point	39.6	
(N) Mechanical (Air Handling Unit)	Point	34.1	
(N) Mechanical (Cooling Tower)	Point	17.2	
(N) Mechanical (Cooling Tower)	Point	39.4	
Receptor R10 Fl G Leq,d 50.0 dB(A)			
(E) Mechanical (Cooling Tower)	Point	22.7	
(E) Mechanical (Cooling Tower)	Point	15.0	
(E) Mechanical (Cooling Tower)	Point	15.2	
(N) Mechanical (Air Handling Unit)	Point	23.4	
(N) Mechanical (Air Handling Unit)	Point	14.7	
(N) Mechanical (Air Handling Unit)	Point	16.6	
(N) Mechanical (Air Handling Unit)	Point	43.2	
(N) Mechanical (Air Handling Unit)	Point	33.9	
(N) Mechanical (Air Handling Unit)	Point	24.3	
(N) Mechanical (Air Handling Unit)	Point	16.7	
(N) Mechanical (Air Handling Unit)	Point	32.7	
(N) Mechanical (Air Handling Unit)	Point	22.0	
(N) Mechanical (Air Handling Unit)	Point	23.2	
(N) Mechanical (Air Handling Unit)	Point	29.5	
(N) Mechanical (Air Handling Unit)	Point	29.7	
(N) Mechanical (Air Handling Unit)	Point	29.4	
(N) Mechanical (Air Handling Unit)	Point	19.1	
(N) Mechanical (Air Handling Unit)	Point	17.5	
(N) Mechanical (Air Handling Unit)	Point	31.8	
(N) Mechanical (Air Handling Unit)	Point	25.6	
(N) Mechanical (Air Handling Unit)	Point	13.6	
(N) Mechanical (Air Handling Unit)	Point	10.6	
(N) Mechanical (Air Handling Unit)	Point	11.6	

Radford Studio Center
Calculated Noise Levels - 01b Mechanical - Future

Source	Source type	Leq,d dB(A)	
(N) Mechanical (Air Handling Unit)	Point	39.4	
(N) Mechanical (Air Handling Unit)	Point	39.7	
(N) Mechanical (Air Handling Unit)	Point	44.4	
(N) Mechanical (Air Handling Unit)	Point	38.4	
(N) Mechanical (Air Handling Unit)	Point	33.2	
(N) Mechanical (Air Handling Unit)	Point	39.5	
(N) Mechanical (Air Handling Unit)	Point	35.5	
(N) Mechanical (Cooling Tower)	Point	19.1	
(N) Mechanical (Cooling Tower)	Point	31.7	
Receptor R11 Fl G Leq,d 39.4 dB(A)			
(E) Mechanical (Cooling Tower)	Point	7.0	
(E) Mechanical (Cooling Tower)	Point	17.0	
(E) Mechanical (Cooling Tower)	Point	20.8	
(N) Mechanical (Air Handling Unit)	Point	14.2	
(N) Mechanical (Air Handling Unit)	Point	20.9	
(N) Mechanical (Air Handling Unit)	Point	13.8	
(N) Mechanical (Air Handling Unit)	Point	28.7	
(N) Mechanical (Air Handling Unit)	Point	26.5	
(N) Mechanical (Air Handling Unit)	Point	19.5	
(N) Mechanical (Air Handling Unit)	Point	13.4	
(N) Mechanical (Air Handling Unit)	Point	30.0	
(N) Mechanical (Air Handling Unit)	Point	25.9	
(N) Mechanical (Air Handling Unit)	Point	21.1	
(N) Mechanical (Air Handling Unit)	Point	28.9	
(N) Mechanical (Air Handling Unit)	Point	27.5	
(N) Mechanical (Air Handling Unit)	Point	30.4	
(N) Mechanical (Air Handling Unit)	Point	13.0	
(N) Mechanical (Air Handling Unit)	Point	11.7	
(N) Mechanical (Air Handling Unit)	Point	20.3	
(N) Mechanical (Air Handling Unit)	Point	14.6	
(N) Mechanical (Air Handling Unit)	Point	21.7	
(N) Mechanical (Air Handling Unit)	Point	6.8	
(N) Mechanical (Air Handling Unit)	Point	6.3	
(N) Mechanical (Air Handling Unit)	Point	23.7	
(N) Mechanical (Air Handling Unit)	Point	24.7	
(N) Mechanical (Air Handling Unit)	Point	23.4	
(N) Mechanical (Air Handling Unit)	Point	30.0	
(N) Mechanical (Air Handling Unit)	Point	22.3	
(N) Mechanical (Air Handling Unit)	Point	22.4	
(N) Mechanical (Air Handling Unit)	Point	23.7	
(N) Mechanical (Cooling Tower)	Point	22.1	
(N) Mechanical (Cooling Tower)	Point	24.7	
Receptor R12 Fl G Leq,d 44.8 dB(A)			

Radford Studio Center
Calculated Noise Levels - 01b Mechanical - Future

Source	Source type	Leq,d dB(A)	
(E) Mechanical (Cooling Tower)	Point	18.2	
(E) Mechanical (Cooling Tower)	Point	16.0	
(E) Mechanical (Cooling Tower)	Point	24.1	
(N) Mechanical (Air Handling Unit)	Point	17.7	
(N) Mechanical (Air Handling Unit)	Point	17.7	
(N) Mechanical (Air Handling Unit)	Point	17.9	
(N) Mechanical (Air Handling Unit)	Point	31.8	
(N) Mechanical (Air Handling Unit)	Point	29.2	
(N) Mechanical (Air Handling Unit)	Point	21.1	
(N) Mechanical (Air Handling Unit)	Point	15.3	
(N) Mechanical (Air Handling Unit)	Point	35.3	
(N) Mechanical (Air Handling Unit)	Point	32.1	
(N) Mechanical (Air Handling Unit)	Point	24.8	
(N) Mechanical (Air Handling Unit)	Point	36.6	
(N) Mechanical (Air Handling Unit)	Point	37.8	
(N) Mechanical (Air Handling Unit)	Point	34.1	
(N) Mechanical (Air Handling Unit)	Point	10.1	
(N) Mechanical (Air Handling Unit)	Point	24.0	
(N) Mechanical (Air Handling Unit)	Point	25.8	
(N) Mechanical (Air Handling Unit)	Point	25.3	
(N) Mechanical (Air Handling Unit)	Point	25.3	
(N) Mechanical (Air Handling Unit)	Point	20.3	
(N) Mechanical (Air Handling Unit)	Point	18.0	
(N) Mechanical (Air Handling Unit)	Point	27.8	
(N) Mechanical (Air Handling Unit)	Point	29.6	
(N) Mechanical (Air Handling Unit)	Point	30.4	
(N) Mechanical (Air Handling Unit)	Point	32.5	
(N) Mechanical (Air Handling Unit)	Point	26.1	
(N) Mechanical (Air Handling Unit)	Point	26.1	
(N) Mechanical (Air Handling Unit)	Point	26.8	
(N) Mechanical (Cooling Tower)	Point	29.2	
(N) Mechanical (Cooling Tower)	Point	30.0	
Receptor R13 Fl G Leq,d 35.7 dB(A)			
(E) Mechanical (Cooling Tower)	Point	13.9	
(E) Mechanical (Cooling Tower)	Point	28.7	
(E) Mechanical (Cooling Tower)	Point	18.6	
(N) Mechanical (Air Handling Unit)	Point	15.1	
(N) Mechanical (Air Handling Unit)	Point	15.6	
(N) Mechanical (Air Handling Unit)	Point	15.7	
(N) Mechanical (Air Handling Unit)	Point	20.2	
(N) Mechanical (Air Handling Unit)	Point	18.7	
(N) Mechanical (Air Handling Unit)	Point	13.0	
(N) Mechanical (Air Handling Unit)	Point	11.9	

Radford Studio Center
Calculated Noise Levels - 01b Mechanical - Future

Source	Source type	Leq,d dB(A)	
(N) Mechanical (Air Handling Unit)	Point	22.3	
(N) Mechanical (Air Handling Unit)	Point	18.1	
(N) Mechanical (Air Handling Unit)	Point	25.0	
(N) Mechanical (Air Handling Unit)	Point	22.8	
(N) Mechanical (Air Handling Unit)	Point	22.9	
(N) Mechanical (Air Handling Unit)	Point	22.1	
(N) Mechanical (Air Handling Unit)	Point	3.9	
(N) Mechanical (Air Handling Unit)	Point	7.2	
(N) Mechanical (Air Handling Unit)	Point	17.2	
(N) Mechanical (Air Handling Unit)	Point	11.6	
(N) Mechanical (Air Handling Unit)	Point	21.2	
(N) Mechanical (Air Handling Unit)	Point	19.7	
(N) Mechanical (Air Handling Unit)	Point	15.6	
(N) Mechanical (Air Handling Unit)	Point	18.2	
(N) Mechanical (Air Handling Unit)	Point	19.6	
(N) Mechanical (Air Handling Unit)	Point	19.6	
(N) Mechanical (Air Handling Unit)	Point	20.3	
(N) Mechanical (Air Handling Unit)	Point	17.7	
(N) Mechanical (Air Handling Unit)	Point	17.7	
(N) Mechanical (Air Handling Unit)	Point	18.3	
(N) Mechanical (Cooling Tower)	Point	26.2	
(N) Mechanical (Cooling Tower)	Point	21.9	
Receptor R14 Fl G Leq,d 35.5 dB(A)			
(E) Mechanical (Cooling Tower)	Point	9.8	
(E) Mechanical (Cooling Tower)	Point	27.3	
(E) Mechanical (Cooling Tower)	Point	24.6	
(N) Mechanical (Air Handling Unit)	Point	18.0	
(N) Mechanical (Air Handling Unit)	Point	19.6	
(N) Mechanical (Air Handling Unit)	Point	18.7	
(N) Mechanical (Air Handling Unit)	Point	18.9	
(N) Mechanical (Air Handling Unit)	Point	18.6	
(N) Mechanical (Air Handling Unit)	Point	17.4	
(N) Mechanical (Air Handling Unit)	Point	14.0	
(N) Mechanical (Air Handling Unit)	Point	20.6	
(N) Mechanical (Air Handling Unit)	Point	20.5	
(N) Mechanical (Air Handling Unit)	Point	26.2	
(N) Mechanical (Air Handling Unit)	Point	21.1	
(N) Mechanical (Air Handling Unit)	Point	21.2	
(N) Mechanical (Air Handling Unit)	Point	20.8	
(N) Mechanical (Air Handling Unit)	Point	5.2	
(N) Mechanical (Air Handling Unit)	Point	7.6	
(N) Mechanical (Air Handling Unit)	Point	16.2	
(N) Mechanical (Air Handling Unit)	Point	16.4	

Radford Studio Center
Calculated Noise Levels - 01b Mechanical - Future

Source	Source type	Leq,d dB(A)	
(N) Mechanical (Air Handling Unit)	Point	20.3	
(N) Mechanical (Air Handling Unit)	Point	17.8	
(N) Mechanical (Air Handling Unit)	Point	17.3	
(N) Mechanical (Air Handling Unit)	Point	17.8	
(N) Mechanical (Air Handling Unit)	Point	19.0	
(N) Mechanical (Air Handling Unit)	Point	19.0	
(N) Mechanical (Air Handling Unit)	Point	19.5	
(N) Mechanical (Air Handling Unit)	Point	17.3	
(N) Mechanical (Air Handling Unit)	Point	17.3	
(N) Mechanical (Air Handling Unit)	Point	17.8	
(N) Mechanical (Cooling Tower)	Point	25.1	
(N) Mechanical (Cooling Tower)	Point	20.9	
Receptor R15 Fl G Leq,d 34.3 dB(A)			
(E) Mechanical (Cooling Tower)	Point	8.2	
(E) Mechanical (Cooling Tower)	Point	16.3	
(E) Mechanical (Cooling Tower)	Point	16.5	
(N) Mechanical (Air Handling Unit)	Point	19.5	
(N) Mechanical (Air Handling Unit)	Point	19.4	
(N) Mechanical (Air Handling Unit)	Point	19.1	
(N) Mechanical (Air Handling Unit)	Point	18.6	
(N) Mechanical (Air Handling Unit)	Point	18.4	
(N) Mechanical (Air Handling Unit)	Point	18.4	
(N) Mechanical (Air Handling Unit)	Point	18.8	
(N) Mechanical (Air Handling Unit)	Point	20.0	
(N) Mechanical (Air Handling Unit)	Point	19.9	
(N) Mechanical (Air Handling Unit)	Point	24.2	
(N) Mechanical (Air Handling Unit)	Point	20.3	
(N) Mechanical (Air Handling Unit)	Point	20.9	
(N) Mechanical (Air Handling Unit)	Point	20.2	
(N) Mechanical (Air Handling Unit)	Point	12.8	
(N) Mechanical (Air Handling Unit)	Point	15.3	
(N) Mechanical (Air Handling Unit)	Point	16.9	
(N) Mechanical (Air Handling Unit)	Point	17.2	
(N) Mechanical (Air Handling Unit)	Point	20.1	
(N) Mechanical (Air Handling Unit)	Point	18.1	
(N) Mechanical (Air Handling Unit)	Point	17.5	
(N) Mechanical (Air Handling Unit)	Point	17.1	
(N) Mechanical (Air Handling Unit)	Point	18.1	
(N) Mechanical (Air Handling Unit)	Point	18.1	
(N) Mechanical (Air Handling Unit)	Point	18.6	
(N) Mechanical (Air Handling Unit)	Point	16.7	
(N) Mechanical (Air Handling Unit)	Point	16.7	
(N) Mechanical (Air Handling Unit)	Point	17.1	

Radford Studio Center
Calculated Noise Levels - 01b Mechanical - Future

Source	Source type	Leq,d dB(A)	
(N) Mechanical (Cooling Tower)	Point	24.9	
(N) Mechanical (Cooling Tower)	Point	21.5	

LEGEND

PROJECT PROPERTY LINE

Existing Parking (Above Grade)

North Parking Garage:	605
Sater Parking Garage:	1,261
Surface parking:	998
Total:	2,864

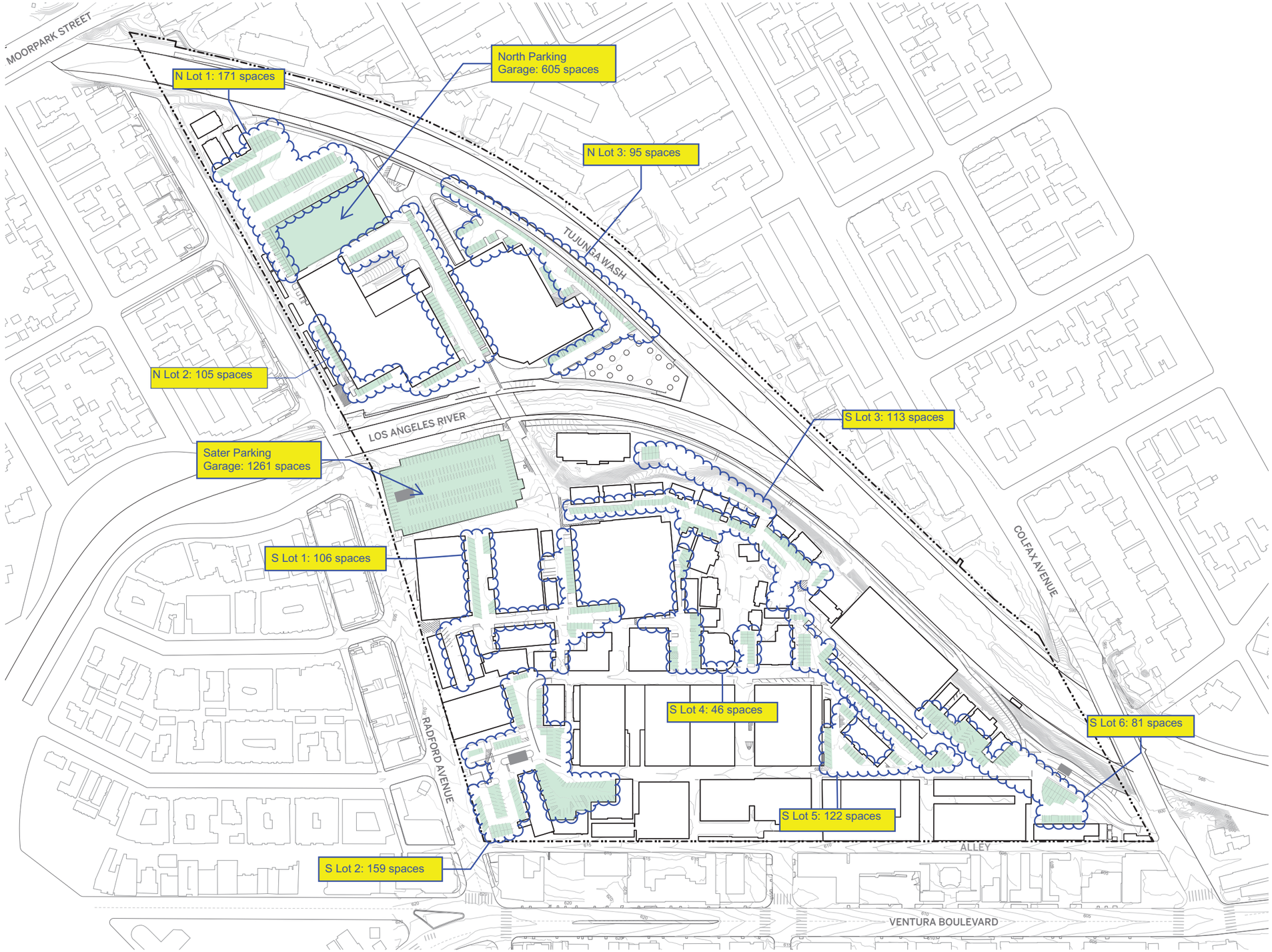

PROJECT ADDRESS
4200 Radford Avenue
Studio City, CA 91604

EXISTING PARKING DIAGRAM
1" = 250'

0' 125' 250' N

LEGEND

PROJECT PROPERTY LINE

PROPOSED PARKING

Future Parking (Above Grade)	
North Parking Garage:	605
Sater Parking Garage:	1,261
New Colfax Garage:	744
New North Garage:	1,078
Surface Parking:	275
Subtotal:	3,963

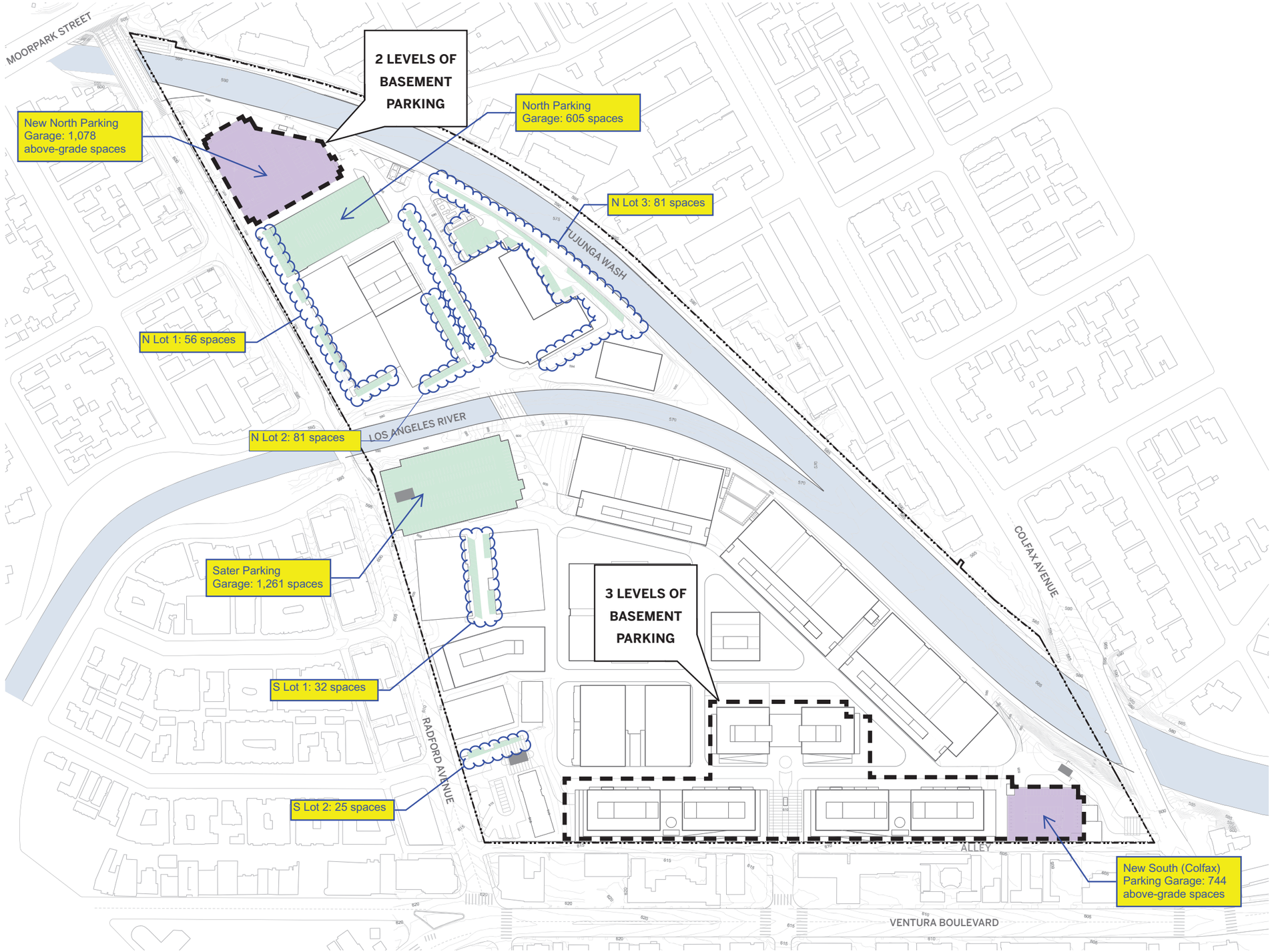

PROJECT ADDRESS
4200 Radford Avenue
Studio City, CA 91604

PROPOSED PARKING DIAGRAM
1" = 250'

0' 125' 250'

N

Radford Studio Center
Input data parking lots - 02a Parking - Existing

Parking lot	Number of Parking Spaces	
(E) N Parking Lot 1	171	
(E) N Parking Lot 2	105	
(E) N Parking Lot 3	95	
(E) North Parking Garage Level 1	100	
(E) North Parking Garage Level 2	101	
(E) North Parking Garage Level 3	101	
(E) North Parking Garage Level 4	101	
(E) North Parking Garage Level 5	101	
(E) North Parking Garage Level 6	101	
(E) S Parking Lot 1	106	
(E) S Parking Lot 2	159	
(E) S Parking Lot 3	113	
(E) S Parking Lot 4	46	
(E) S Parking Lot 5	122	
(E) S Parking Lot 6	81	
(E) Sater Parking Garage Level 1	181	
(E) Sater Parking Garage Level 2	180	
(E) Sater Parking Garage Level 3	180	
(E) Sater Parking Garage Level 4	180	
(E) Sater Parking Garage Level 5	180	
(E) Sater Parking Garage Level 6	180	
(E) Sater Parking Garage Level 7	180	

Radford Studio Center
Calculated Noise Levels - 02a Parking - Existing

Source	Source type	Leq,d dB(A)	
Receptor R01 Fl G Leq,d 47.1 dB(A)			
(E) N Parking Lot 1	PLot	43.8	
(E) N Parking Lot 2	PLot	29.7	
(E) N Parking Lot 3	PLot	27.6	
(E) North Parking Garage Level 1	PLot	38.1	
(E) North Parking Garage Level 2	PLot	36.4	
(E) North Parking Garage Level 3	PLot	35.5	
(E) North Parking Garage Level 4	PLot	34.5	
(E) North Parking Garage Level 5	PLot	33.6	
(E) North Parking Garage Level 6	PLot	32.8	
(E) S Parking Lot 1	PLot	16.7	
(E) S Parking Lot 2	PLot	13.4	
(E) S Parking Lot 3	PLot	12.0	
(E) S Parking Lot 4	PLot	4.5	
(E) S Parking Lot 5	PLot	7.7	
(E) S Parking Lot 6	PLot	5.4	
(E) Sater Parking Garage Level 1	PLot	27.3	
(E) Sater Parking Garage Level 2	PLot	27.1	
(E) Sater Parking Garage Level 3	PLot	27.2	
(E) Sater Parking Garage Level 4	PLot	27.5	
(E) Sater Parking Garage Level 5	PLot	27.9	
(E) Sater Parking Garage Level 6	PLot	28.1	
(E) Sater Parking Garage Level 7	PLot	28.4	
Receptor R02 Fl G Leq,d 38.7 dB(A)			
(E) N Parking Lot 1	PLot	28.7	
(E) N Parking Lot 2	PLot	17.4	
(E) N Parking Lot 3	PLot	16.4	
(E) North Parking Garage Level 1	PLot	27.6	
(E) North Parking Garage Level 2	PLot	28.3	
(E) North Parking Garage Level 3	PLot	29.0	
(E) North Parking Garage Level 4	PLot	29.1	
(E) North Parking Garage Level 5	PLot	28.8	
(E) North Parking Garage Level 6	PLot	28.7	
(E) S Parking Lot 1	PLot	12.1	
(E) S Parking Lot 2	PLot	13.0	
(E) S Parking Lot 3	PLot	12.2	
(E) S Parking Lot 4	PLot	4.2	
(E) S Parking Lot 5	PLot	6.2	
(E) S Parking Lot 6	PLot	5.3	
(E) Sater Parking Garage Level 1	PLot	20.9	
(E) Sater Parking Garage Level 2	PLot	22.3	
(E) Sater Parking Garage Level 3	PLot	23.6	
(E) Sater Parking Garage Level 4	PLot	25.1	

Radford Studio Center
Calculated Noise Levels - 02a Parking - Existing

Source	Source type	Leq,d dB(A)	
(E) Sater Parking Garage Level 5	PLot	26.3	
(E) Sater Parking Garage Level 6	PLot	26.5	
(E) Sater Parking Garage Level 7	PLot	27.0	
Receptor R03 Fl G Leq,d 43.2 dB(A)			
(E) N Parking Lot 1	PLot	25.5	
(E) N Parking Lot 2	PLot	26.3	
(E) N Parking Lot 3	PLot	11.5	
(E) North Parking Garage Level 1	PLot	14.0	
(E) North Parking Garage Level 2	PLot	12.7	
(E) North Parking Garage Level 3	PLot	13.7	
(E) North Parking Garage Level 4	PLot	15.4	
(E) North Parking Garage Level 5	PLot	18.6	
(E) North Parking Garage Level 6	PLot	22.4	
(E) S Parking Lot 1	PLot	33.4	
(E) S Parking Lot 2	PLot	32.8	
(E) S Parking Lot 3	PLot	15.3	
(E) S Parking Lot 4	PLot	12.2	
(E) S Parking Lot 5	PLot	12.0	
(E) S Parking Lot 6	PLot	6.8	
(E) Sater Parking Garage Level 1	PLot	33.9	
(E) Sater Parking Garage Level 2	PLot	34.1	
(E) Sater Parking Garage Level 3	PLot	33.4	
(E) Sater Parking Garage Level 4	PLot	33.4	
(E) Sater Parking Garage Level 5	PLot	33.2	
(E) Sater Parking Garage Level 6	PLot	33.1	
(E) Sater Parking Garage Level 7	PLot	33.1	
Receptor R03 Fl F2 Leq,d 45.2 dB(A)			
(E) N Parking Lot 1	PLot	26.4	
(E) N Parking Lot 2	PLot	26.7	
(E) N Parking Lot 3	PLot	14.2	
(E) North Parking Garage Level 1	PLot	14.6	
(E) North Parking Garage Level 2	PLot	13.3	
(E) North Parking Garage Level 3	PLot	14.4	
(E) North Parking Garage Level 4	PLot	16.6	
(E) North Parking Garage Level 5	PLot	20.6	
(E) North Parking Garage Level 6	PLot	24.9	
(E) S Parking Lot 1	PLot	35.1	
(E) S Parking Lot 2	PLot	34.7	
(E) S Parking Lot 3	PLot	17.3	
(E) S Parking Lot 4	PLot	16.0	
(E) S Parking Lot 5	PLot	17.1	
(E) S Parking Lot 6	PLot	10.0	
(E) Sater Parking Garage Level 1	PLot	33.3	

Radford Studio Center
Calculated Noise Levels - 02a Parking - Existing

Source	Source type	Leq,d dB(A)	
(E) Sater Parking Garage Level 2	PLot	35.0	
(E) Sater Parking Garage Level 3	PLot	35.7	
(E) Sater Parking Garage Level 4	PLot	36.3	
(E) Sater Parking Garage Level 5	PLot	35.6	
(E) Sater Parking Garage Level 6	PLot	35.4	
(E) Sater Parking Garage Level 7	PLot	36.6	
Receptor R04 Fl G Leq,d 29.0 dB(A)			
(E) N Parking Lot 1	PLot	6.3	
(E) N Parking Lot 2	PLot	7.1	
(E) N Parking Lot 3	PLot	2.7	
(E) North Parking Garage Level 1	PLot	3.1	
(E) North Parking Garage Level 2	PLot	2.6	
(E) North Parking Garage Level 3	PLot	2.6	
(E) North Parking Garage Level 4	PLot	2.7	
(E) North Parking Garage Level 5	PLot	2.8	
(E) North Parking Garage Level 6	PLot	3.0	
(E) S Parking Lot 1	PLot	12.4	
(E) S Parking Lot 2	PLot	28.0	
(E) S Parking Lot 3	PLot	4.9	
(E) S Parking Lot 4	PLot	3.4	
(E) S Parking Lot 5	PLot	9.9	
(E) S Parking Lot 6	PLot	9.2	
(E) Sater Parking Garage Level 1	PLot	10.9	
(E) Sater Parking Garage Level 2	PLot	11.6	
(E) Sater Parking Garage Level 3	PLot	11.3	
(E) Sater Parking Garage Level 4	PLot	11.7	
(E) Sater Parking Garage Level 5	PLot	12.2	
(E) Sater Parking Garage Level 6	PLot	12.3	
(E) Sater Parking Garage Level 7	PLot	12.4	
Receptor R05 Fl G Leq,d 29.0 dB(A)			
(E) N Parking Lot 1	PLot	8.7	
(E) N Parking Lot 2	PLot	13.4	
(E) N Parking Lot 3	PLot	8.7	
(E) North Parking Garage Level 1	PLot	3.4	
(E) North Parking Garage Level 2	PLot	4.2	
(E) North Parking Garage Level 3	PLot	5.6	
(E) North Parking Garage Level 4	PLot	7.5	
(E) North Parking Garage Level 5	PLot	12.2	
(E) North Parking Garage Level 6	PLot	15.2	
(E) S Parking Lot 1	PLot	15.2	
(E) S Parking Lot 2	PLot	23.5	
(E) S Parking Lot 3	PLot	12.9	
(E) S Parking Lot 4	PLot	9.9	

Radford Studio Center
Calculated Noise Levels - 02a Parking - Existing

Source	Source type	Leq,d dB(A)	
(E) S Parking Lot 5	PLot	17.8	
(E) S Parking Lot 6	PLot	9.9	
(E) Sater Parking Garage Level 1	PLot	9.4	
(E) Sater Parking Garage Level 2	PLot	10.4	
(E) Sater Parking Garage Level 3	PLot	11.4	
(E) Sater Parking Garage Level 4	PLot	13.1	
(E) Sater Parking Garage Level 5	PLot	15.1	
(E) Sater Parking Garage Level 6	PLot	18.0	
(E) Sater Parking Garage Level 7	PLot	22.7	
Receptor R05 Fl F2 Leq,d 32.8 dB(A)			
(E) N Parking Lot 1	PLot	10.6	
(E) N Parking Lot 2	PLot	17.8	
(E) N Parking Lot 3	PLot	12.0	
(E) North Parking Garage Level 1	PLot	4.3	
(E) North Parking Garage Level 2	PLot	6.1	
(E) North Parking Garage Level 3	PLot	8.1	
(E) North Parking Garage Level 4	PLot	11.1	
(E) North Parking Garage Level 5	PLot	16.7	
(E) North Parking Garage Level 6	PLot	19.5	
(E) S Parking Lot 1	PLot	17.7	
(E) S Parking Lot 2	PLot	27.8	
(E) S Parking Lot 3	PLot	15.2	
(E) S Parking Lot 4	PLot	12.1	
(E) S Parking Lot 5	PLot	20.7	
(E) S Parking Lot 6	PLot	12.0	
(E) Sater Parking Garage Level 1	PLot	10.4	
(E) Sater Parking Garage Level 2	PLot	11.7	
(E) Sater Parking Garage Level 3	PLot	13.5	
(E) Sater Parking Garage Level 4	PLot	15.9	
(E) Sater Parking Garage Level 5	PLot	18.2	
(E) Sater Parking Garage Level 6	PLot	22.2	
(E) Sater Parking Garage Level 7	PLot	26.8	
Receptor R06 Fl G Leq,d 20.2 dB(A)			
(E) N Parking Lot 1	PLot	3.3	
(E) N Parking Lot 2	PLot	2.8	
(E) N Parking Lot 3	PLot	0.7	
(E) North Parking Garage Level 1	PLot	-1.1	
(E) North Parking Garage Level 2	PLot	-0.8	
(E) North Parking Garage Level 3	PLot	-0.2	
(E) North Parking Garage Level 4	PLot	0.5	
(E) North Parking Garage Level 5	PLot	1.6	
(E) North Parking Garage Level 6	PLot	3.0	
(E) S Parking Lot 1	PLot	7.3	

Radford Studio Center
Calculated Noise Levels - 02a Parking - Existing

Source	Source type	Leq,d dB(A)	
(E) S Parking Lot 2	PLot	13.6	
(E) S Parking Lot 3	PLot	5.0	
(E) S Parking Lot 4	PLot	2.2	
(E) S Parking Lot 5	PLot	10.8	
(E) S Parking Lot 6	PLot	10.1	
(E) Sater Parking Garage Level 1	PLot	4.8	
(E) Sater Parking Garage Level 2	PLot	5.3	
(E) Sater Parking Garage Level 3	PLot	5.9	
(E) Sater Parking Garage Level 4	PLot	6.6	
(E) Sater Parking Garage Level 5	PLot	7.3	
(E) Sater Parking Garage Level 6	PLot	8.2	
(E) Sater Parking Garage Level 7	PLot	10.4	
Receptor R07 Fl G Leq,d 29.7 dB(A)			
(E) N Parking Lot 1	PLot	9.3	
(E) N Parking Lot 2	PLot	11.3	
(E) N Parking Lot 3	PLot	11.8	
(E) North Parking Garage Level 1	PLot	5.0	
(E) North Parking Garage Level 2	PLot	7.5	
(E) North Parking Garage Level 3	PLot	9.8	
(E) North Parking Garage Level 4	PLot	11.9	
(E) North Parking Garage Level 5	PLot	13.6	
(E) North Parking Garage Level 6	PLot	14.4	
(E) S Parking Lot 1	PLot	12.7	
(E) S Parking Lot 2	PLot	17.8	
(E) S Parking Lot 3	PLot	16.6	
(E) S Parking Lot 4	PLot	7.6	
(E) S Parking Lot 5	PLot	22.2	
(E) S Parking Lot 6	PLot	22.8	
(E) Sater Parking Garage Level 1	PLot	8.7	
(E) Sater Parking Garage Level 2	PLot	10.8	
(E) Sater Parking Garage Level 3	PLot	13.2	
(E) Sater Parking Garage Level 4	PLot	15.6	
(E) Sater Parking Garage Level 5	PLot	17.3	
(E) Sater Parking Garage Level 6	PLot	19.2	
(E) Sater Parking Garage Level 7	PLot	20.2	
Receptor R08 Fl G Leq,d 33.3 dB(A)			
(E) N Parking Lot 1	PLot	5.7	
(E) N Parking Lot 2	PLot	6.7	
(E) N Parking Lot 3	PLot	7.6	
(E) North Parking Garage Level 1	PLot	2.1	
(E) North Parking Garage Level 2	PLot	2.9	
(E) North Parking Garage Level 3	PLot	4.0	
(E) North Parking Garage Level 4	PLot	5.3	

Radford Studio Center
Calculated Noise Levels - 02a Parking - Existing

Source	Source type	Leq,d dB(A)	
(E) North Parking Garage Level 5	PLot	7.0	
(E) North Parking Garage Level 6	PLot	7.9	
(E) S Parking Lot 1	PLot	9.6	
(E) S Parking Lot 2	PLot	12.5	
(E) S Parking Lot 3	PLot	13.2	
(E) S Parking Lot 4	PLot	7.4	
(E) S Parking Lot 5	PLot	21.7	
(E) S Parking Lot 6	PLot	32.6	
(E) Sater Parking Garage Level 1	PLot	7.8	
(E) Sater Parking Garage Level 2	PLot	8.7	
(E) Sater Parking Garage Level 3	PLot	9.5	
(E) Sater Parking Garage Level 4	PLot	10.4	
(E) Sater Parking Garage Level 5	PLot	11.5	
(E) Sater Parking Garage Level 6	PLot	13.0	
(E) Sater Parking Garage Level 7	PLot	13.9	
Receptor R09 Fl G Leq,d 36.6 dB(A)			
(E) N Parking Lot 1	PLot	11.4	
(E) N Parking Lot 2	PLot	15.2	
(E) N Parking Lot 3	PLot	19.2	
(E) North Parking Garage Level 1	PLot	7.2	
(E) North Parking Garage Level 2	PLot	8.2	
(E) North Parking Garage Level 3	PLot	10.4	
(E) North Parking Garage Level 4	PLot	13.1	
(E) North Parking Garage Level 5	PLot	16.3	
(E) North Parking Garage Level 6	PLot	17.8	
(E) S Parking Lot 1	PLot	12.6	
(E) S Parking Lot 2	PLot	12.2	
(E) S Parking Lot 3	PLot	22.9	
(E) S Parking Lot 4	PLot	10.9	
(E) S Parking Lot 5	PLot	25.3	
(E) S Parking Lot 6	PLot	34.9	
(E) Sater Parking Garage Level 1	PLot	13.5	
(E) Sater Parking Garage Level 2	PLot	15.2	
(E) Sater Parking Garage Level 3	PLot	17.2	
(E) Sater Parking Garage Level 4	PLot	19.2	
(E) Sater Parking Garage Level 5	PLot	20.7	
(E) Sater Parking Garage Level 6	PLot	21.8	
(E) Sater Parking Garage Level 7	PLot	22.3	
Receptor R10 Fl G Leq,d 38.5 dB(A)			
(E) N Parking Lot 1	PLot	12.4	
(E) N Parking Lot 2	PLot	18.9	
(E) N Parking Lot 3	PLot	23.8	
(E) North Parking Garage Level 1	PLot	8.4	

Radford Studio Center
Calculated Noise Levels - 02a Parking - Existing

Source	Source type	Leq,d dB(A)	
(E) North Parking Garage Level 2	PLot	9.4	
(E) North Parking Garage Level 3	PLot	11.0	
(E) North Parking Garage Level 4	PLot	13.3	
(E) North Parking Garage Level 5	PLot	16.0	
(E) North Parking Garage Level 6	PLot	17.8	
(E) S Parking Lot 1	PLot	14.1	
(E) S Parking Lot 2	PLot	14.4	
(E) S Parking Lot 3	PLot	33.6	
(E) S Parking Lot 4	PLot	16.3	
(E) S Parking Lot 5	PLot	23.8	
(E) S Parking Lot 6	PLot	26.4	
(E) Sater Parking Garage Level 1	PLot	23.9	
(E) Sater Parking Garage Level 2	PLot	25.9	
(E) Sater Parking Garage Level 3	PLot	27.2	
(E) Sater Parking Garage Level 4	PLot	28.0	
(E) Sater Parking Garage Level 5	PLot	28.3	
(E) Sater Parking Garage Level 6	PLot	27.5	
(E) Sater Parking Garage Level 7	PLot	27.5	
Receptor R11 Fl G Leq,d 33.3 dB(A)			
(E) N Parking Lot 1	PLot	15.3	
(E) N Parking Lot 2	PLot	10.4	
(E) N Parking Lot 3	PLot	15.8	
(E) North Parking Garage Level 1	PLot	10.6	
(E) North Parking Garage Level 2	PLot	10.0	
(E) North Parking Garage Level 3	PLot	10.2	
(E) North Parking Garage Level 4	PLot	11.0	
(E) North Parking Garage Level 5	PLot	11.9	
(E) North Parking Garage Level 6	PLot	12.6	
(E) S Parking Lot 1	PLot	12.1	
(E) S Parking Lot 2	PLot	11.1	
(E) S Parking Lot 3	PLot	21.1	
(E) S Parking Lot 4	PLot	9.9	
(E) S Parking Lot 5	PLot	15.1	
(E) S Parking Lot 6	PLot	12.8	
(E) Sater Parking Garage Level 1	PLot	21.7	
(E) Sater Parking Garage Level 2	PLot	23.6	
(E) Sater Parking Garage Level 3	PLot	24.2	
(E) Sater Parking Garage Level 4	PLot	24.6	
(E) Sater Parking Garage Level 5	PLot	24.5	
(E) Sater Parking Garage Level 6	PLot	24.5	
(E) Sater Parking Garage Level 7	PLot	24.6	
Receptor R12 Fl G Leq,d 44.6 dB(A)			
(E) N Parking Lot 1	PLot	30.4	

Radford Studio Center
Calculated Noise Levels - 02a Parking - Existing

Source	Source type	Leq,d dB(A)
(E) N Parking Lot 2	PLot	25.8
(E) N Parking Lot 3	PLot	42.9
(E) North Parking Garage Level 1	PLot	29.1
(E) North Parking Garage Level 2	PLot	30.0
(E) North Parking Garage Level 3	PLot	29.8
(E) North Parking Garage Level 4	PLot	29.2
(E) North Parking Garage Level 5	PLot	28.7
(E) North Parking Garage Level 6	PLot	28.3
(E) S Parking Lot 1	PLot	15.9
(E) S Parking Lot 2	PLot	15.1
(E) S Parking Lot 3	PLot	28.6
(E) S Parking Lot 4	PLot	14.2
(E) S Parking Lot 5	PLot	20.5
(E) S Parking Lot 6	PLot	14.6
(E) Sater Parking Garage Level 1	PLot	21.3
(E) Sater Parking Garage Level 2	PLot	21.9
(E) Sater Parking Garage Level 3	PLot	22.1
(E) Sater Parking Garage Level 4	PLot	22.8
(E) Sater Parking Garage Level 5	PLot	23.5
(E) Sater Parking Garage Level 6	PLot	23.7
(E) Sater Parking Garage Level 7	PLot	25.1
Receptor R13 Fl G Leq,d 42.8 dB(A)		
(E) N Parking Lot 1	PLot	38.5
(E) N Parking Lot 2	PLot	26.0
(E) N Parking Lot 3	PLot	26.6
(E) North Parking Garage Level 1	PLot	34.0
(E) North Parking Garage Level 2	PLot	32.6
(E) North Parking Garage Level 3	PLot	32.4
(E) North Parking Garage Level 4	PLot	32.0
(E) North Parking Garage Level 5	PLot	31.2
(E) North Parking Garage Level 6	PLot	30.6
(E) S Parking Lot 1	PLot	10.9
(E) S Parking Lot 2	PLot	11.5
(E) S Parking Lot 3	PLot	12.3
(E) S Parking Lot 4	PLot	4.0
(E) S Parking Lot 5	PLot	9.2
(E) S Parking Lot 6	PLot	5.4
(E) Sater Parking Garage Level 1	PLot	16.3
(E) Sater Parking Garage Level 2	PLot	16.8
(E) Sater Parking Garage Level 3	PLot	18.4
(E) Sater Parking Garage Level 4	PLot	20.6
(E) Sater Parking Garage Level 5	PLot	22.8
(E) Sater Parking Garage Level 6	PLot	24.2

Radford Studio Center
Calculated Noise Levels - 02a Parking - Existing

Source	Source type	Leq,d dB(A)	
(E) Sater Parking Garage Level 7	PLot	25.3	
Receptor R14 Fl G Leq,d 38.2 dB(A)			
(E) N Parking Lot 1	PLot	30.3	
(E) N Parking Lot 2	PLot	23.0	
(E) N Parking Lot 3	PLot	17.1	
(E) North Parking Garage Level 1	PLot	27.5	
(E) North Parking Garage Level 2	PLot	27.9	
(E) North Parking Garage Level 3	PLot	28.3	
(E) North Parking Garage Level 4	PLot	28.2	
(E) North Parking Garage Level 5	PLot	28.0	
(E) North Parking Garage Level 6	PLot	27.6	
(E) S Parking Lot 1	PLot	10.3	
(E) S Parking Lot 2	PLot	12.7	
(E) S Parking Lot 3	PLot	12.0	
(E) S Parking Lot 4	PLot	3.4	
(E) S Parking Lot 5	PLot	9.2	
(E) S Parking Lot 6	PLot	5.9	
(E) Sater Parking Garage Level 1	PLot	20.3	
(E) Sater Parking Garage Level 2	PLot	21.0	
(E) Sater Parking Garage Level 3	PLot	21.7	
(E) Sater Parking Garage Level 4	PLot	22.9	
(E) Sater Parking Garage Level 5	PLot	24.1	
(E) Sater Parking Garage Level 6	PLot	24.8	
(E) Sater Parking Garage Level 7	PLot	25.0	
Receptor R15 Fl G Leq,d 34.3 dB(A)			
(E) N Parking Lot 1	PLot	23.0	
(E) N Parking Lot 2	PLot	16.3	
(E) N Parking Lot 3	PLot	16.0	
(E) North Parking Garage Level 1	PLot	21.6	
(E) North Parking Garage Level 2	PLot	23.3	
(E) North Parking Garage Level 3	PLot	23.9	
(E) North Parking Garage Level 4	PLot	23.8	
(E) North Parking Garage Level 5	PLot	24.0	
(E) North Parking Garage Level 6	PLot	24.1	
(E) S Parking Lot 1	PLot	9.4	
(E) S Parking Lot 2	PLot	8.9	
(E) S Parking Lot 3	PLot	10.8	
(E) S Parking Lot 4	PLot	2.8	
(E) S Parking Lot 5	PLot	7.9	
(E) S Parking Lot 6	PLot	5.0	
(E) Sater Parking Garage Level 1	PLot	17.8	
(E) Sater Parking Garage Level 2	PLot	19.7	
(E) Sater Parking Garage Level 3	PLot	20.5	

Radford Studio Center
Calculated Noise Levels - 02a Parking - Existing

Source	Source type	Leq,d dB(A)	
(E) Sater Parking Garage Level 4	PLot	22.1	
(E) Sater Parking Garage Level 5	PLot	22.7	
(E) Sater Parking Garage Level 6	PLot	22.9	
(E) Sater Parking Garage Level 7	PLot	23.0	

Radford Studio Center
Input data parking lots - 02b Parking - Future

Parking lot	Number of Parking Spaces	
(E) North Parking Garage Level 1	100	
(E) North Parking Garage Level 2	101	
(E) North Parking Garage Level 3	101	
(E) North Parking Garage Level 4	101	
(E) North Parking Garage Level 5	101	
(E) North Parking Garage Level 6	101	
(E) Sater Parking Garage Level 1	181	
(E) Sater Parking Garage Level 2	180	
(E) Sater Parking Garage Level 3	180	
(E) Sater Parking Garage Level 4	180	
(E) Sater Parking Garage Level 5	180	
(E) Sater Parking Garage Level 6	180	
(E) Sater Parking Garage Level 7	180	
(N) N Parking Garage Level 1	178	
(N) N Parking Garage Level 2	180	
(N) N Parking Garage Level 3	180	
(N) N Parking Garage Level 4	180	
(N) N Parking Garage Level 5	180	
(N) N Parking Garage Level 6	180	
(N) N Parking Lot 1	56	
(N) N Parking Lot 2	81	
(N) N Parking Lot 3	81	
(N) S Parking Garage Level 1	102	
(N) S Parking Garage Level 2	107	
(N) S Parking Garage Level 3	107	
(N) S Parking Garage Level 4	107	
(N) S Parking Garage Level 5	107	
(N) S Parking Garage Level 6	107	
(N) S Parking Garage Level 7	107	
(N) S Parking Lot 1	32	
(N) S Parking Lot 2	25	

Radford Studio Center
Calculated Noise Levels - 02b Parking - Future

Source	Source type	Leq,d dB(A)	
Receptor R01 Fl G Leq,d 52.0 dB(A)			
(E) North Parking Garage Level 1	PLot	37.7	
(E) North Parking Garage Level 2	PLot	36.6	
(E) North Parking Garage Level 3	PLot	34.8	
(E) North Parking Garage Level 4	PLot	33.3	
(E) North Parking Garage Level 5	PLot	32.1	
(E) North Parking Garage Level 6	PLot	31.2	
(E) Sater Parking Garage Level 1	PLot	27.4	
(E) Sater Parking Garage Level 2	PLot	27.2	
(E) Sater Parking Garage Level 3	PLot	27.2	
(E) Sater Parking Garage Level 4	PLot	27.5	
(E) Sater Parking Garage Level 5	PLot	27.9	
(E) Sater Parking Garage Level 6	PLot	28.1	
(E) Sater Parking Garage Level 7	PLot	28.5	
(N) N Parking Garage Level 1	PLot	44.9	
(N) N Parking Garage Level 2	PLot	45.9	
(N) N Parking Garage Level 3	PLot	44.2	
(N) N Parking Garage Level 4	PLot	42.6	
(N) N Parking Garage Level 5	PLot	40.8	
(N) N Parking Garage Level 6	PLot	39.2	
(N) N Parking Lot 1	PLot	31.2	
(N) N Parking Lot 2	PLot	22.0	
(N) N Parking Lot 3	PLot	24.9	
(N) S Parking Garage Level 1	PLot	1.2	
(N) S Parking Garage Level 2	PLot	2.9	
(N) S Parking Garage Level 3	PLot	3.7	
(N) S Parking Garage Level 4	PLot	4.2	
(N) S Parking Garage Level 5	PLot	5.4	
(N) S Parking Garage Level 6	PLot	7.0	
(N) S Parking Garage Level 7	PLot	9.0	
(N) S Parking Lot 1	PLot	14.7	
(N) S Parking Lot 2	PLot	-1.7	
Receptor R02 Fl G Leq,d 41.7 dB(A)			
(E) North Parking Garage Level 1	PLot	27.6	
(E) North Parking Garage Level 2	PLot	28.3	
(E) North Parking Garage Level 3	PLot	29.0	
(E) North Parking Garage Level 4	PLot	29.1	
(E) North Parking Garage Level 5	PLot	28.8	
(E) North Parking Garage Level 6	PLot	28.7	
(E) Sater Parking Garage Level 1	PLot	21.1	
(E) Sater Parking Garage Level 2	PLot	22.5	
(E) Sater Parking Garage Level 3	PLot	23.8	
(E) Sater Parking Garage Level 4	PLot	25.2	

Radford Studio Center
Calculated Noise Levels - 02b Parking - Future

Source	Source type	Leq,d dB(A)
(E) Sater Parking Garage Level 5	PLot	26.4
(E) Sater Parking Garage Level 6	PLot	26.6
(E) Sater Parking Garage Level 7	PLot	27.0
(N) N Parking Garage Level 1	PLot	25.6
(N) N Parking Garage Level 2	PLot	29.2
(N) N Parking Garage Level 3	PLot	30.1
(N) N Parking Garage Level 4	PLot	32.5
(N) N Parking Garage Level 5	PLot	32.9
(N) N Parking Garage Level 6	PLot	33.0
(N) N Parking Lot 1	PLot	21.7
(N) N Parking Lot 2	PLot	12.0
(N) N Parking Lot 3	PLot	14.2
(N) S Parking Garage Level 1	PLot	0.3
(N) S Parking Garage Level 2	PLot	1.9
(N) S Parking Garage Level 3	PLot	2.5
(N) S Parking Garage Level 4	PLot	2.7
(N) S Parking Garage Level 5	PLot	3.8
(N) S Parking Garage Level 6	PLot	5.3
(N) S Parking Garage Level 7	PLot	7.6
(N) S Parking Lot 1	PLot	8.6
(N) S Parking Lot 2	PLot	-2.1
Receptor R03 Fl G Leq,d 43.2 dB(A)		
(E) North Parking Garage Level 1	PLot	13.7
(E) North Parking Garage Level 2	PLot	12.1
(E) North Parking Garage Level 3	PLot	12.6
(E) North Parking Garage Level 4	PLot	13.8
(E) North Parking Garage Level 5	PLot	16.8
(E) North Parking Garage Level 6	PLot	21.6
(E) Sater Parking Garage Level 1	PLot	34.1
(E) Sater Parking Garage Level 2	PLot	34.4
(E) Sater Parking Garage Level 3	PLot	33.7
(E) Sater Parking Garage Level 4	PLot	33.7
(E) Sater Parking Garage Level 5	PLot	33.5
(E) Sater Parking Garage Level 6	PLot	33.2
(E) Sater Parking Garage Level 7	PLot	33.6
(N) N Parking Garage Level 1	PLot	25.0
(N) N Parking Garage Level 2	PLot	25.6
(N) N Parking Garage Level 3	PLot	25.9
(N) N Parking Garage Level 4	PLot	26.0
(N) N Parking Garage Level 5	PLot	26.1
(N) N Parking Garage Level 6	PLot	27.6
(N) N Parking Lot 1	PLot	27.9
(N) N Parking Lot 2	PLot	20.8

Radford Studio Center
Calculated Noise Levels - 02b Parking - Future

Source	Source type	Leq,d dB(A)	
(N) N Parking Lot 3	PLot	11.7	
(N) S Parking Garage Level 1	PLot	2.4	
(N) S Parking Garage Level 2	PLot	3.3	
(N) S Parking Garage Level 3	PLot	3.3	
(N) S Parking Garage Level 4	PLot	3.4	
(N) S Parking Garage Level 5	PLot	3.4	
(N) S Parking Garage Level 6	PLot	3.6	
(N) S Parking Garage Level 7	PLot	4.4	
(N) S Parking Lot 1	PLot	28.6	
(N) S Parking Lot 2	PLot	20.0	
Receptor R03 Fl F2 Leq,d 44.9 dB(A)			
(E) North Parking Garage Level 1	PLot	14.4	
(E) North Parking Garage Level 2	PLot	12.4	
(E) North Parking Garage Level 3	PLot	12.9	
(E) North Parking Garage Level 4	PLot	14.3	
(E) North Parking Garage Level 5	PLot	18.0	
(E) North Parking Garage Level 6	PLot	24.0	
(E) Sater Parking Garage Level 1	PLot	33.6	
(E) Sater Parking Garage Level 2	PLot	35.3	
(E) Sater Parking Garage Level 3	PLot	35.8	
(E) Sater Parking Garage Level 4	PLot	36.3	
(E) Sater Parking Garage Level 5	PLot	35.3	
(E) Sater Parking Garage Level 6	PLot	35.2	
(E) Sater Parking Garage Level 7	PLot	36.8	
(N) N Parking Garage Level 1	PLot	25.4	
(N) N Parking Garage Level 2	PLot	26.7	
(N) N Parking Garage Level 3	PLot	27.0	
(N) N Parking Garage Level 4	PLot	27.3	
(N) N Parking Garage Level 5	PLot	27.7	
(N) N Parking Garage Level 6	PLot	28.8	
(N) N Parking Lot 1	PLot	28.6	
(N) N Parking Lot 2	PLot	20.7	
(N) N Parking Lot 3	PLot	14.0	
(N) S Parking Garage Level 1	PLot	3.3	
(N) S Parking Garage Level 2	PLot	3.9	
(N) S Parking Garage Level 3	PLot	4.2	
(N) S Parking Garage Level 4	PLot	4.8	
(N) S Parking Garage Level 5	PLot	5.3	
(N) S Parking Garage Level 6	PLot	5.8	
(N) S Parking Garage Level 7	PLot	7.2	
(N) S Parking Lot 1	PLot	30.8	
(N) S Parking Lot 2	PLot	21.3	
Receptor R04 Fl G Leq,d 24.4 dB(A)			

Radford Studio Center
Calculated Noise Levels - 02b Parking - Future

Source	Source type	Leq,d dB(A)
(E) North Parking Garage Level 1	PLot	3.1
(E) North Parking Garage Level 2	PLot	2.6
(E) North Parking Garage Level 3	PLot	2.6
(E) North Parking Garage Level 4	PLot	2.6
(E) North Parking Garage Level 5	PLot	2.8
(E) North Parking Garage Level 6	PLot	3.0
(E) Sater Parking Garage Level 1	PLot	10.9
(E) Sater Parking Garage Level 2	PLot	11.6
(E) Sater Parking Garage Level 3	PLot	11.3
(E) Sater Parking Garage Level 4	PLot	11.7
(E) Sater Parking Garage Level 5	PLot	12.2
(E) Sater Parking Garage Level 6	PLot	12.3
(E) Sater Parking Garage Level 7	PLot	12.4
(N) N Parking Garage Level 1	PLot	6.1
(N) N Parking Garage Level 2	PLot	6.5
(N) N Parking Garage Level 3	PLot	6.8
(N) N Parking Garage Level 4	PLot	7.0
(N) N Parking Garage Level 5	PLot	7.0
(N) N Parking Garage Level 6	PLot	7.1
(N) N Parking Lot 1	PLot	4.5
(N) N Parking Lot 2	PLot	5.4
(N) N Parking Lot 3	PLot	1.9
(N) S Parking Garage Level 1	PLot	0.0
(N) S Parking Garage Level 2	PLot	5.9
(N) S Parking Garage Level 3	PLot	6.1
(N) S Parking Garage Level 4	PLot	5.8
(N) S Parking Garage Level 5	PLot	6.8
(N) S Parking Garage Level 6	PLot	6.9
(N) S Parking Garage Level 7	PLot	9.2
(N) S Parking Lot 1	PLot	6.3
(N) S Parking Lot 2	PLot	19.4
Receptor R05 Fl G Leq,d 27.1 dB(A)		
(E) North Parking Garage Level 1	PLot	1.3
(E) North Parking Garage Level 2	PLot	1.5
(E) North Parking Garage Level 3	PLot	2.3
(E) North Parking Garage Level 4	PLot	3.4
(E) North Parking Garage Level 5	PLot	5.0
(E) North Parking Garage Level 6	PLot	8.3
(E) Sater Parking Garage Level 1	PLot	8.8
(E) Sater Parking Garage Level 2	PLot	9.4
(E) Sater Parking Garage Level 3	PLot	9.9
(E) Sater Parking Garage Level 4	PLot	10.9
(E) Sater Parking Garage Level 5	PLot	12.0

Radford Studio Center
Calculated Noise Levels - 02b Parking - Future

Source	Source type	Leq,d dB(A)	
(E) Sater Parking Garage Level 6	PLot	13.7	
(E) Sater Parking Garage Level 7	PLot	17.1	
(N) N Parking Garage Level 1	PLot	5.0	
(N) N Parking Garage Level 2	PLot	5.9	
(N) N Parking Garage Level 3	PLot	7.0	
(N) N Parking Garage Level 4	PLot	8.4	
(N) N Parking Garage Level 5	PLot	9.4	
(N) N Parking Garage Level 6	PLot	16.3	
(N) N Parking Lot 1	PLot	4.3	
(N) N Parking Lot 2	PLot	8.8	
(N) N Parking Lot 3	PLot	2.7	
(N) S Parking Garage Level 1	PLot	11.2	
(N) S Parking Garage Level 2	PLot	12.4	
(N) S Parking Garage Level 3	PLot	15.2	
(N) S Parking Garage Level 4	PLot	17.3	
(N) S Parking Garage Level 5	PLot	16.8	
(N) S Parking Garage Level 6	PLot	17.3	
(N) S Parking Garage Level 7	PLot	17.5	
(N) S Parking Lot 1	PLot	4.0	
(N) S Parking Lot 2	PLot	8.8	
Receptor R05 Fl F2 Leq,d 30.1 dB(A)			
(E) North Parking Garage Level 1	PLot	1.6	
(E) North Parking Garage Level 2	PLot	2.1	
(E) North Parking Garage Level 3	PLot	3.1	
(E) North Parking Garage Level 4	PLot	4.7	
(E) North Parking Garage Level 5	PLot	7.3	
(E) North Parking Garage Level 6	PLot	12.1	
(E) Sater Parking Garage Level 1	PLot	9.2	
(E) Sater Parking Garage Level 2	PLot	9.8	
(E) Sater Parking Garage Level 3	PLot	10.8	
(E) Sater Parking Garage Level 4	PLot	12.3	
(E) Sater Parking Garage Level 5	PLot	14.2	
(E) Sater Parking Garage Level 6	PLot	16.9	
(E) Sater Parking Garage Level 7	PLot	21.2	
(N) N Parking Garage Level 1	PLot	5.5	
(N) N Parking Garage Level 2	PLot	6.9	
(N) N Parking Garage Level 3	PLot	8.6	
(N) N Parking Garage Level 4	PLot	11.0	
(N) N Parking Garage Level 5	PLot	12.8	
(N) N Parking Garage Level 6	PLot	19.9	
(N) N Parking Lot 1	PLot	5.8	
(N) N Parking Lot 2	PLot	12.0	
(N) N Parking Lot 3	PLot	3.1	

Radford Studio Center
Calculated Noise Levels - 02b Parking - Future

Source	Source type	Leq,d dB(A)	
(N) S Parking Garage Level 1	PLot	12.9	
(N) S Parking Garage Level 2	PLot	14.8	
(N) S Parking Garage Level 3	PLot	17.8	
(N) S Parking Garage Level 4	PLot	19.2	
(N) S Parking Garage Level 5	PLot	20.0	
(N) S Parking Garage Level 6	PLot	20.9	
(N) S Parking Garage Level 7	PLot	21.4	
(N) S Parking Lot 1	PLot	4.4	
(N) S Parking Lot 2	PLot	9.8	
Receptor R06 Fl G Leq,d 25.7 dB(A)			
(E) North Parking Garage Level 1	PLot	-2.3	
(E) North Parking Garage Level 2	PLot	-2.1	
(E) North Parking Garage Level 3	PLot	-1.4	
(E) North Parking Garage Level 4	PLot	-0.5	
(E) North Parking Garage Level 5	PLot	0.5	
(E) North Parking Garage Level 6	PLot	1.6	
(E) Sater Parking Garage Level 1	PLot	4.6	
(E) Sater Parking Garage Level 2	PLot	5.0	
(E) Sater Parking Garage Level 3	PLot	5.5	
(E) Sater Parking Garage Level 4	PLot	6.1	
(E) Sater Parking Garage Level 5	PLot	6.8	
(E) Sater Parking Garage Level 6	PLot	7.4	
(E) Sater Parking Garage Level 7	PLot	9.0	
(N) N Parking Garage Level 1	PLot	2.0	
(N) N Parking Garage Level 2	PLot	2.5	
(N) N Parking Garage Level 3	PLot	3.2	
(N) N Parking Garage Level 4	PLot	4.0	
(N) N Parking Garage Level 5	PLot	4.5	
(N) N Parking Garage Level 6	PLot	8.0	
(N) N Parking Lot 1	PLot	-0.7	
(N) N Parking Lot 2	PLot	1.7	
(N) N Parking Lot 3	PLot	-1.3	
(N) S Parking Garage Level 1	PLot	12.2	
(N) S Parking Garage Level 2	PLot	13.5	
(N) S Parking Garage Level 3	PLot	14.7	
(N) S Parking Garage Level 4	PLot	16.2	
(N) S Parking Garage Level 5	PLot	17.2	
(N) S Parking Garage Level 6	PLot	18.2	
(N) S Parking Garage Level 7	PLot	19.1	
(N) S Parking Lot 1	PLot	-2.1	
(N) S Parking Lot 2	PLot	3.3	
Receptor R07 Fl G Leq,d 39.4 dB(A)			
(E) North Parking Garage Level 1	PLot	0.6	

Radford Studio Center
Calculated Noise Levels - 02b Parking - Future

Source	Source type	Leq,d dB(A)
(E) North Parking Garage Level 2	PLot	1.7
(E) North Parking Garage Level 3	PLot	3.4
(E) North Parking Garage Level 4	PLot	5.3
(E) North Parking Garage Level 5	PLot	6.8
(E) North Parking Garage Level 6	PLot	9.7
(E) Sater Parking Garage Level 1	PLot	6.3
(E) Sater Parking Garage Level 2	PLot	7.3
(E) Sater Parking Garage Level 3	PLot	8.4
(E) Sater Parking Garage Level 4	PLot	10.0
(E) Sater Parking Garage Level 5	PLot	11.7
(E) Sater Parking Garage Level 6	PLot	13.2
(E) Sater Parking Garage Level 7	PLot	17.4
(N) N Parking Garage Level 1	PLot	3.6
(N) N Parking Garage Level 2	PLot	4.9
(N) N Parking Garage Level 3	PLot	6.6
(N) N Parking Garage Level 4	PLot	8.5
(N) N Parking Garage Level 5	PLot	11.3
(N) N Parking Garage Level 6	PLot	14.2
(N) N Parking Lot 1	PLot	-0.3
(N) N Parking Lot 2	PLot	5.6
(N) N Parking Lot 3	PLot	5.1
(N) S Parking Garage Level 1	PLot	27.6
(N) S Parking Garage Level 2	PLot	30.3
(N) S Parking Garage Level 3	PLot	31.6
(N) S Parking Garage Level 4	PLot	31.7
(N) S Parking Garage Level 5	PLot	31.8
(N) S Parking Garage Level 6	PLot	31.3
(N) S Parking Garage Level 7	PLot	30.3
(N) S Parking Lot 1	PLot	1.3
(N) S Parking Lot 2	PLot	3.9
Receptor R08 Fl G Leq,d 55.0 dB(A)		
(E) North Parking Garage Level 1	PLot	-1.9
(E) North Parking Garage Level 2	PLot	-2.6
(E) North Parking Garage Level 3	PLot	-2.5
(E) North Parking Garage Level 4	PLot	-2.3
(E) North Parking Garage Level 5	PLot	-2.0
(E) North Parking Garage Level 6	PLot	-1.8
(E) Sater Parking Garage Level 1	PLot	4.3
(E) Sater Parking Garage Level 2	PLot	5.9
(E) Sater Parking Garage Level 3	PLot	5.7
(E) Sater Parking Garage Level 4	PLot	6.2
(E) Sater Parking Garage Level 5	PLot	5.5
(E) Sater Parking Garage Level 6	PLot	6.2

Radford Studio Center
Calculated Noise Levels - 02b Parking - Future

Source	Source type	Leq,d dB(A)
(E) Sater Parking Garage Level 7	PLot	6.4
(N) N Parking Garage Level 1	PLot	1.0
(N) N Parking Garage Level 2	PLot	0.9
(N) N Parking Garage Level 3	PLot	1.2
(N) N Parking Garage Level 4	PLot	1.4
(N) N Parking Garage Level 5	PLot	1.7
(N) N Parking Garage Level 6	PLot	1.9
(N) N Parking Lot 1	PLot	-4.2
(N) N Parking Lot 2	PLot	0.0
(N) N Parking Lot 3	PLot	0.2
(N) S Parking Garage Level 1	PLot	52.4
(N) S Parking Garage Level 2	PLot	48.9
(N) S Parking Garage Level 3	PLot	44.8
(N) S Parking Garage Level 4	PLot	41.5
(N) S Parking Garage Level 5	PLot	39.6
(N) S Parking Garage Level 6	PLot	37.7
(N) S Parking Garage Level 7	PLot	36.2
(N) S Parking Lot 1	PLot	-1.5
(N) S Parking Lot 2	PLot	-3.0
Receptor R09 Fl G Leq,d 42.2 dB(A)		
(E) North Parking Garage Level 1	PLot	5.5
(E) North Parking Garage Level 2	PLot	5.9
(E) North Parking Garage Level 3	PLot	7.8
(E) North Parking Garage Level 4	PLot	10.4
(E) North Parking Garage Level 5	PLot	12.5
(E) North Parking Garage Level 6	PLot	15.3
(E) Sater Parking Garage Level 1	PLot	9.7
(E) Sater Parking Garage Level 2	PLot	10.8
(E) Sater Parking Garage Level 3	PLot	12.5
(E) Sater Parking Garage Level 4	PLot	13.4
(E) Sater Parking Garage Level 5	PLot	14.0
(E) Sater Parking Garage Level 6	PLot	15.4
(E) Sater Parking Garage Level 7	PLot	17.1
(N) N Parking Garage Level 1	PLot	10.1
(N) N Parking Garage Level 2	PLot	11.6
(N) N Parking Garage Level 3	PLot	13.2
(N) N Parking Garage Level 4	PLot	15.5
(N) N Parking Garage Level 5	PLot	17.8
(N) N Parking Garage Level 6	PLot	20.0
(N) N Parking Lot 1	PLot	2.5
(N) N Parking Lot 2	PLot	12.6
(N) N Parking Lot 3	PLot	17.0
(N) S Parking Garage Level 1	PLot	34.9

Radford Studio Center
Calculated Noise Levels - 02b Parking - Future

Source	Source type	Leq,d dB(A)	
(N) S Parking Garage Level 2	PLot	34.8	
(N) S Parking Garage Level 3	PLot	34.4	
(N) S Parking Garage Level 4	PLot	33.4	
(N) S Parking Garage Level 5	PLot	32.7	
(N) S Parking Garage Level 6	PLot	32.0	
(N) S Parking Garage Level 7	PLot	31.5	
(N) S Parking Lot 1	PLot	1.7	
(N) S Parking Lot 2	PLot	-3.6	
Receptor R10 Fl G Leq,d 36.6 dB(A)			
(E) North Parking Garage Level 1	PLot	6.9	
(E) North Parking Garage Level 2	PLot	7.4	
(E) North Parking Garage Level 3	PLot	8.8	
(E) North Parking Garage Level 4	PLot	10.9	
(E) North Parking Garage Level 5	PLot	12.9	
(E) North Parking Garage Level 6	PLot	15.2	
(E) Sater Parking Garage Level 1	PLot	12.3	
(E) Sater Parking Garage Level 2	PLot	13.0	
(E) Sater Parking Garage Level 3	PLot	13.6	
(E) Sater Parking Garage Level 4	PLot	14.3	
(E) Sater Parking Garage Level 5	PLot	15.1	
(E) Sater Parking Garage Level 6	PLot	16.2	
(E) Sater Parking Garage Level 7	PLot	17.4	
(N) N Parking Garage Level 1	PLot	11.5	
(N) N Parking Garage Level 2	PLot	13.1	
(N) N Parking Garage Level 3	PLot	14.3	
(N) N Parking Garage Level 4	PLot	16.1	
(N) N Parking Garage Level 5	PLot	18.2	
(N) N Parking Garage Level 6	PLot	20.3	
(N) N Parking Lot 1	PLot	9.7	
(N) N Parking Lot 2	PLot	21.1	
(N) N Parking Lot 3	PLot	22.0	
(N) S Parking Garage Level 1	PLot	26.5	
(N) S Parking Garage Level 2	PLot	27.5	
(N) S Parking Garage Level 3	PLot	27.3	
(N) S Parking Garage Level 4	PLot	27.4	
(N) S Parking Garage Level 5	PLot	27.4	
(N) S Parking Garage Level 6	PLot	27.3	
(N) S Parking Garage Level 7	PLot	27.3	
(N) S Parking Lot 1	PLot	5.1	
(N) S Parking Lot 2	PLot	-1.0	
Receptor R11 Fl G Leq,d 31.9 dB(A)			
(E) North Parking Garage Level 1	PLot	10.2	
(E) North Parking Garage Level 2	PLot	9.3	

Radford Studio Center
Calculated Noise Levels - 02b Parking - Future

Source	Source type	Leq,d dB(A)	
(E) North Parking Garage Level 3	PLot	9.4	
(E) North Parking Garage Level 4	PLot	10.1	
(E) North Parking Garage Level 5	PLot	11.0	
(E) North Parking Garage Level 6	PLot	12.0	
(E) Sater Parking Garage Level 1	PLot	17.6	
(E) Sater Parking Garage Level 2	PLot	19.0	
(E) Sater Parking Garage Level 3	PLot	19.8	
(E) Sater Parking Garage Level 4	PLot	20.4	
(E) Sater Parking Garage Level 5	PLot	21.1	
(E) Sater Parking Garage Level 6	PLot	22.4	
(E) Sater Parking Garage Level 7	PLot	23.6	
(N) N Parking Garage Level 1	PLot	15.8	
(N) N Parking Garage Level 2	PLot	17.3	
(N) N Parking Garage Level 3	PLot	16.5	
(N) N Parking Garage Level 4	PLot	16.6	
(N) N Parking Garage Level 5	PLot	17.4	
(N) N Parking Garage Level 6	PLot	18.8	
(N) N Parking Lot 1	PLot	1.7	
(N) N Parking Lot 2	PLot	8.9	
(N) N Parking Lot 3	PLot	14.7	
(N) S Parking Garage Level 1	PLot	13.8	
(N) S Parking Garage Level 2	PLot	14.4	
(N) S Parking Garage Level 3	PLot	17.0	
(N) S Parking Garage Level 4	PLot	17.7	
(N) S Parking Garage Level 5	PLot	16.3	
(N) S Parking Garage Level 6	PLot	15.4	
(N) S Parking Garage Level 7	PLot	15.6	
(N) S Parking Lot 1	PLot	3.7	
(N) S Parking Lot 2	PLot	-4.4	
Receptor R12 Fl G Leq,d 44.9 dB(A)			
(E) North Parking Garage Level 1	PLot	28.6	
(E) North Parking Garage Level 2	PLot	29.5	
(E) North Parking Garage Level 3	PLot	29.3	
(E) North Parking Garage Level 4	PLot	28.7	
(E) North Parking Garage Level 5	PLot	28.2	
(E) North Parking Garage Level 6	PLot	27.8	
(E) Sater Parking Garage Level 1	PLot	20.9	
(E) Sater Parking Garage Level 2	PLot	21.6	
(E) Sater Parking Garage Level 3	PLot	22.0	
(E) Sater Parking Garage Level 4	PLot	22.8	
(E) Sater Parking Garage Level 5	PLot	23.5	
(E) Sater Parking Garage Level 6	PLot	23.7	
(E) Sater Parking Garage Level 7	PLot	25.0	

Radford Studio Center
Calculated Noise Levels - 02b Parking - Future

Source	Source type	Leq,d dB(A)	
(N) N Parking Garage Level 1	PLot	30.2	
(N) N Parking Garage Level 2	PLot	31.5	
(N) N Parking Garage Level 3	PLot	31.6	
(N) N Parking Garage Level 4	PLot	31.5	
(N) N Parking Garage Level 5	PLot	31.4	
(N) N Parking Garage Level 6	PLot	31.1	
(N) N Parking Lot 1	PLot	14.6	
(N) N Parking Lot 2	PLot	24.4	
(N) N Parking Lot 3	PLot	42.1	
(N) S Parking Garage Level 1	PLot	10.9	
(N) S Parking Garage Level 2	PLot	12.9	
(N) S Parking Garage Level 3	PLot	13.6	
(N) S Parking Garage Level 4	PLot	14.9	
(N) S Parking Garage Level 5	PLot	16.2	
(N) S Parking Garage Level 6	PLot	18.2	
(N) S Parking Garage Level 7	PLot	19.6	
(N) S Parking Lot 1	PLot	6.2	
(N) S Parking Lot 2	PLot	-1.8	
Receptor R13 Fl G Leq,d 48.6 dB(A)			
(E) North Parking Garage Level 1	PLot	33.6	
(E) North Parking Garage Level 2	PLot	33.0	
(E) North Parking Garage Level 3	PLot	31.7	
(E) North Parking Garage Level 4	PLot	30.3	
(E) North Parking Garage Level 5	PLot	28.8	
(E) North Parking Garage Level 6	PLot	27.4	
(E) Sater Parking Garage Level 1	PLot	16.2	
(E) Sater Parking Garage Level 2	PLot	16.3	
(E) Sater Parking Garage Level 3	PLot	17.2	
(E) Sater Parking Garage Level 4	PLot	18.9	
(E) Sater Parking Garage Level 5	PLot	20.2	
(E) Sater Parking Garage Level 6	PLot	21.4	
(E) Sater Parking Garage Level 7	PLot	21.7	
(N) N Parking Garage Level 1	PLot	41.2	
(N) N Parking Garage Level 2	PLot	41.3	
(N) N Parking Garage Level 3	PLot	40.6	
(N) N Parking Garage Level 4	PLot	39.9	
(N) N Parking Garage Level 5	PLot	38.9	
(N) N Parking Garage Level 6	PLot	38.0	
(N) N Parking Lot 1	PLot	26.1	
(N) N Parking Lot 2	PLot	23.4	
(N) N Parking Lot 3	PLot	25.7	
(N) S Parking Garage Level 1	PLot	1.8	
(N) S Parking Garage Level 2	PLot	3.8	

Radford Studio Center
Calculated Noise Levels - 02b Parking - Future

Source	Source type	Leq,d dB(A)	
(N) S Parking Garage Level 3	PLot	4.9	
(N) S Parking Garage Level 4	PLot	6.6	
(N) S Parking Garage Level 5	PLot	9.0	
(N) S Parking Garage Level 6	PLot	11.0	
(N) S Parking Garage Level 7	PLot	12.3	
(N) S Parking Lot 1	PLot	5.7	
(N) S Parking Lot 2	PLot	-4.3	
Receptor R14 Fl G Leq,d 43.0 dB(A)			
(E) North Parking Garage Level 1	PLot	28.5	
(E) North Parking Garage Level 2	PLot	28.8	
(E) North Parking Garage Level 3	PLot	28.7	
(E) North Parking Garage Level 4	PLot	28.2	
(E) North Parking Garage Level 5	PLot	27.2	
(E) North Parking Garage Level 6	PLot	25.6	
(E) Sater Parking Garage Level 1	PLot	20.5	
(E) Sater Parking Garage Level 2	PLot	21.1	
(E) Sater Parking Garage Level 3	PLot	21.7	
(E) Sater Parking Garage Level 4	PLot	22.7	
(E) Sater Parking Garage Level 5	PLot	23.7	
(E) Sater Parking Garage Level 6	PLot	24.4	
(E) Sater Parking Garage Level 7	PLot	24.7	
(N) N Parking Garage Level 1	PLot	33.9	
(N) N Parking Garage Level 2	PLot	34.9	
(N) N Parking Garage Level 3	PLot	33.8	
(N) N Parking Garage Level 4	PLot	33.7	
(N) N Parking Garage Level 5	PLot	33.5	
(N) N Parking Garage Level 6	PLot	33.2	
(N) N Parking Lot 1	PLot	21.4	
(N) N Parking Lot 2	PLot	17.8	
(N) N Parking Lot 3	PLot	16.2	
(N) S Parking Garage Level 1	PLot	1.0	
(N) S Parking Garage Level 2	PLot	3.0	
(N) S Parking Garage Level 3	PLot	4.6	
(N) S Parking Garage Level 4	PLot	6.8	
(N) S Parking Garage Level 5	PLot	9.5	
(N) S Parking Garage Level 6	PLot	11.5	
(N) S Parking Garage Level 7	PLot	12.8	
(N) S Parking Lot 1	PLot	5.8	
(N) S Parking Lot 2	PLot	-4.6	
Receptor R15 Fl G Leq,d 37.7 dB(A)			
(E) North Parking Garage Level 1	PLot	22.1	
(E) North Parking Garage Level 2	PLot	23.2	
(E) North Parking Garage Level 3	PLot	24.0	

Radford Studio Center
Calculated Noise Levels - 02b Parking - Future

Source	Source type	Leq,d dB(A)	
(E) North Parking Garage Level 4	PLot	24.1	
(E) North Parking Garage Level 5	PLot	24.3	
(E) North Parking Garage Level 6	PLot	24.4	
(E) Sater Parking Garage Level 1	PLot	17.8	
(E) Sater Parking Garage Level 2	PLot	19.7	
(E) Sater Parking Garage Level 3	PLot	20.4	
(E) Sater Parking Garage Level 4	PLot	22.0	
(E) Sater Parking Garage Level 5	PLot	22.7	
(E) Sater Parking Garage Level 6	PLot	23.0	
(E) Sater Parking Garage Level 7	PLot	23.0	
(N) N Parking Garage Level 1	PLot	25.4	
(N) N Parking Garage Level 2	PLot	27.0	
(N) N Parking Garage Level 3	PLot	28.0	
(N) N Parking Garage Level 4	PLot	28.1	
(N) N Parking Garage Level 5	PLot	27.8	
(N) N Parking Garage Level 6	PLot	27.7	
(N) N Parking Lot 1	PLot	16.5	
(N) N Parking Lot 2	PLot	12.8	
(N) N Parking Lot 3	PLot	15.1	
(N) S Parking Garage Level 1	PLot	0.2	
(N) S Parking Garage Level 2	PLot	2.0	
(N) S Parking Garage Level 3	PLot	3.9	
(N) S Parking Garage Level 4	PLot	5.9	
(N) S Parking Garage Level 5	PLot	8.9	
(N) S Parking Garage Level 6	PLot	11.4	
(N) S Parking Garage Level 7	PLot	12.3	
(N) S Parking Lot 1	PLot	5.7	
(N) S Parking Lot 2	PLot	-8.2	

LEGEND

- EXISTING BUILDING
- EXISTING PARKING STRUCTURE
- STAGE LOADING DOOR
- STAGE LOADING AREA

B# BUNGALOW

S# SOUND STAGE

Note: Loading docks/areas would be located throughout the Project Site in support of the production activities under the Modified Project. The trash compactors would be located inside the subterranean parking facilities or within another enclosed areas.

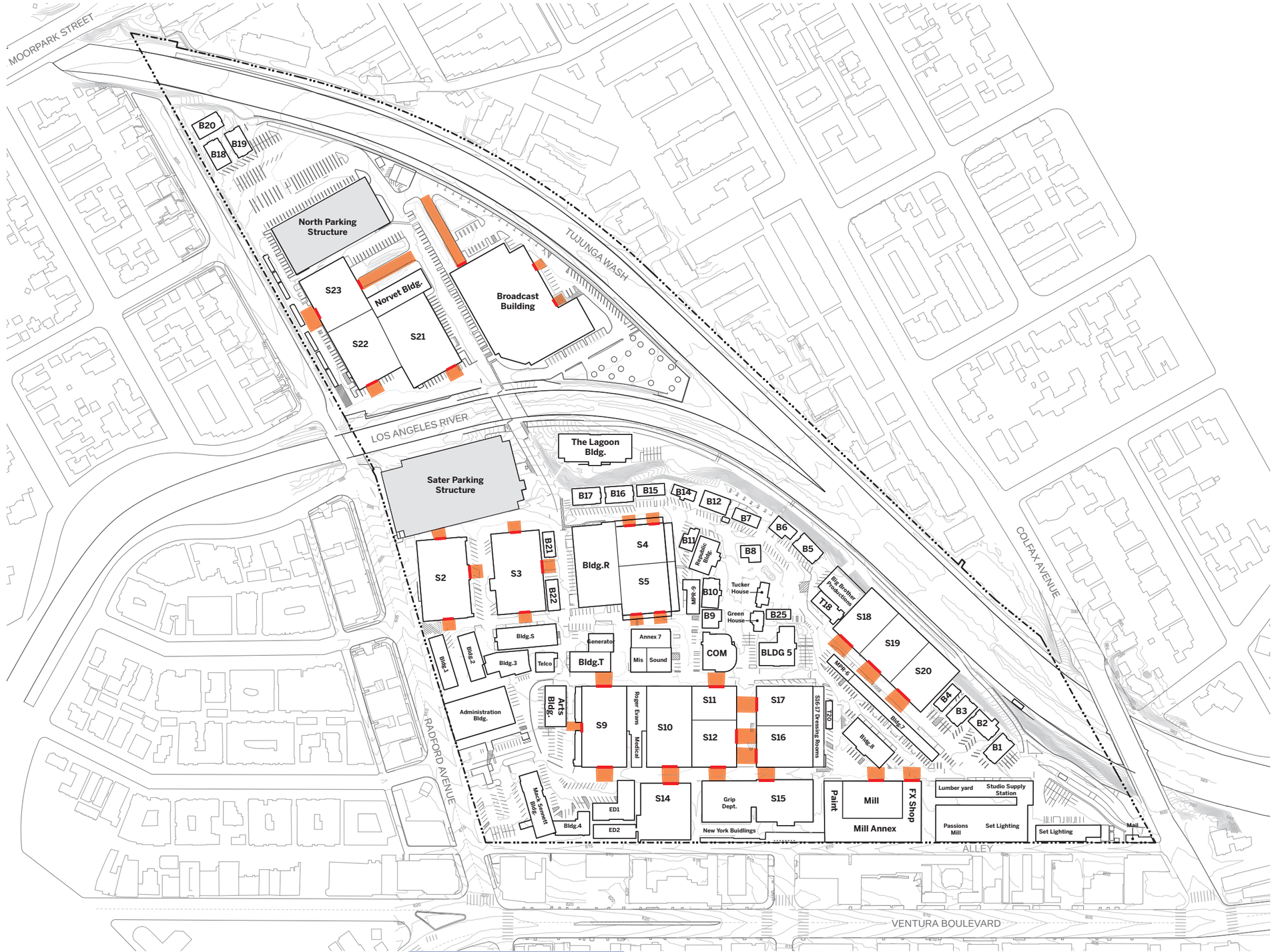

EXISTING LOADING DOCK/
TRASH COLLECTION

Radford STUDIO CENTER

PROJECT ADDRESS
4200 Radford Avenue
Studio City, CA 91604

EXISTING SITE PLAN
1" = 250'

0' 125' 250' N

LEGEND

- PROJECT PROPERTY LINE
- STAGE LOADING AREA
- STAGE LOADING DOOR
- TRASH COMPACTION

Note: Loading docks/areas would be located throughout the Project Site in support of the production activities under the Modified Project. The trash compactors would be located inside the subterranean parking facilities or within another enclosed areas.

FUTURE LOADING DOCK/
TRASH COLLECTION

Radford STUDIO CENTER

PROJECT ADDRESS
4200 Radford Avenue
Studio City, CA 91604

FLOOR PLAN - GROUND LEVEL
1" = 250'

0' 125' 250'

N

Radford Studio Center
Source Levels in dB(A) - 03a Loading and Trash Collection - Existing

Name	Source type	Lw dB(A)	
Loading (N Lot) Broadcast Building	Point	93.3	
Loading (N Lot) Broadcast Building	Point	93.3	
Loading (N Lot) Broadcast Building	Point	93.3	
Loading (N Lot) Stage 21	Point	93.3	
Loading (N Lot) Stage 22	Point	93.3	
Loading (N Lot) Stage 23	Point	93.3	
Loading (N Lot) Stage 23	Point	93.3	
Loading (S Lot) FX Shop	Point	93.3	
Loading (S Lot) Mill	Point	93.3	
Loading (S Lot) Stage 2	Point	93.3	
Loading (S Lot) Stage 2	Point	93.3	
Loading (S Lot) Stage 2	Point	93.3	
Loading (S Lot) Stage 3	Point	93.3	
Loading (S Lot) Stage 3	Point	93.3	
Loading (S Lot) Stage 3	Point	93.3	
Loading (S Lot) Stage 4	Point	93.3	
Loading (S Lot) Stage 4	Point	93.3	
Loading (S Lot) Stage 5	Point	93.3	
Loading (S Lot) Stage 5	Point	93.3	
Loading (S Lot) Stage 9	Point	93.3	
Loading (S Lot) Stage 9	Point	93.3	
Loading (S Lot) Stage 9	Point	93.3	
Loading (S Lot) Stage 10	Point	93.3	
Loading (S Lot) Stage 11	Point	93.3	
Loading (S Lot) Stage 12	Point	93.3	
Loading (S Lot) Stage 15	Point	93.3	
Loading (S Lot) Stage 16	Point	93.3	
Loading (S Lot) Stage 16	Point	93.3	
Loading (S Lot) Stage 17	Point	93.3	
Loading (S Lot) Stage 18	Point	93.3	
Loading (S Lot) Stage 19	Point	93.3	
Loading (S Lot) Stage 20	Point	93.3	

Radford Studio Center
Calculated Noise Levels - 03a Loading and Trash Collection - Existing

Source	Source type	Leq,d dB(A)	
Receptor R01 Fl G Leq,d 44.4 dB(A)			
Loading (N Lot) Broadcast Building	Point	13.9	
Loading (N Lot) Broadcast Building	Point	12.2	
Loading (N Lot) Broadcast Building	Point	39.0	
Loading (N Lot) Stage 21	Point	11.9	
Loading (N Lot) Stage 22	Point	15.1	
Loading (N Lot) Stage 23	Point	23.8	
Loading (N Lot) Stage 23	Point	42.6	
Loading (S Lot) FX Shop	Point	0.4	
Loading (S Lot) Mill	Point	2.2	
Loading (S Lot) Stage 10	Point	4.5	
Loading (S Lot) Stage 11	Point	7.6	
Loading (S Lot) Stage 12	Point	3.9	
Loading (S Lot) Stage 15	Point	3.7	
Loading (S Lot) Stage 16	Point	5.5	
Loading (S Lot) Stage 16	Point	5.3	
Loading (S Lot) Stage 17	Point	4.9	
Loading (S Lot) Stage 18	Point	5.1	
Loading (S Lot) Stage 19	Point	6.8	
Loading (S Lot) Stage 2	Point	29.5	
Loading (S Lot) Stage 2	Point	24.4	
Loading (S Lot) Stage 2	Point	7.8	
Loading (S Lot) Stage 20	Point	5.6	
Loading (S Lot) Stage 3	Point	8.5	
Loading (S Lot) Stage 3	Point	9.6	
Loading (S Lot) Stage 3	Point	11.3	
Loading (S Lot) Stage 4	Point	12.0	
Loading (S Lot) Stage 4	Point	12.1	
Loading (S Lot) Stage 5	Point	5.8	
Loading (S Lot) Stage 5	Point	6.6	
Loading (S Lot) Stage 9	Point	6.8	
Loading (S Lot) Stage 9	Point	8.5	
Loading (S Lot) Stage 9	Point	8.8	
Receptor R02 Fl G Leq,d 27.5 dB(A)			
Loading (N Lot) Broadcast Building	Point	6.9	
Loading (N Lot) Broadcast Building	Point	6.0	
Loading (N Lot) Broadcast Building	Point	12.7	
Loading (N Lot) Stage 21	Point	10.7	
Loading (N Lot) Stage 22	Point	12.2	
Loading (N Lot) Stage 23	Point	14.6	
Loading (N Lot) Stage 23	Point	21.9	
Loading (S Lot) FX Shop	Point	-0.3	
Loading (S Lot) Mill	Point	3.5	

Radford Studio Center
Calculated Noise Levels - 03a Loading and Trash Collection - Existing

Source	Source type	Leq,d dB(A)	
Loading (S Lot) Stage 10	Point	5.6	
Loading (S Lot) Stage 11	Point	7.3	
Loading (S Lot) Stage 12	Point	5.1	
Loading (S Lot) Stage 15	Point	4.1	
Loading (S Lot) Stage 16	Point	4.3	
Loading (S Lot) Stage 16	Point	5.1	
Loading (S Lot) Stage 17	Point	7.3	
Loading (S Lot) Stage 18	Point	5.9	
Loading (S Lot) Stage 19	Point	5.5	
Loading (S Lot) Stage 2	Point	19.4	
Loading (S Lot) Stage 2	Point	14.7	
Loading (S Lot) Stage 2	Point	5.6	
Loading (S Lot) Stage 20	Point	5.2	
Loading (S Lot) Stage 3	Point	8.4	
Loading (S Lot) Stage 3	Point	10.7	
Loading (S Lot) Stage 3	Point	18.0	
Loading (S Lot) Stage 4	Point	14.3	
Loading (S Lot) Stage 4	Point	15.3	
Loading (S Lot) Stage 5	Point	5.6	
Loading (S Lot) Stage 5	Point	5.6	
Loading (S Lot) Stage 9	Point	4.5	
Loading (S Lot) Stage 9	Point	8.0	
Loading (S Lot) Stage 9	Point	8.0	
Receptor R03 Fl G Leq,d 51.2 dB(A)			
Loading (N Lot) Broadcast Building	Point	10.6	
Loading (N Lot) Broadcast Building	Point	11.6	
Loading (N Lot) Broadcast Building	Point	9.5	
Loading (N Lot) Stage 21	Point	22.1	
Loading (N Lot) Stage 22	Point	40.1	
Loading (N Lot) Stage 23	Point	10.9	
Loading (N Lot) Stage 23	Point	34.6	
Loading (S Lot) FX Shop	Point	11.0	
Loading (S Lot) Mill	Point	13.7	
Loading (S Lot) Stage 10	Point	19.3	
Loading (S Lot) Stage 11	Point	19.1	
Loading (S Lot) Stage 12	Point	18.0	
Loading (S Lot) Stage 15	Point	15.6	
Loading (S Lot) Stage 16	Point	15.9	
Loading (S Lot) Stage 16	Point	17.1	
Loading (S Lot) Stage 17	Point	17.8	
Loading (S Lot) Stage 18	Point	14.3	
Loading (S Lot) Stage 19	Point	14.2	
Loading (S Lot) Stage 2	Point	22.6	

Radford Studio Center
Calculated Noise Levels - 03a Loading and Trash Collection - Existing

Source	Source type	Leq,d dB(A)	
Loading (S Lot) Stage 2	Point	25.6	
Loading (S Lot) Stage 2	Point	50.7	
Loading (S Lot) Stage 20	Point	13.0	
Loading (S Lot) Stage 3	Point	25.8	
Loading (S Lot) Stage 3	Point	23.3	
Loading (S Lot) Stage 3	Point	19.8	
Loading (S Lot) Stage 4	Point	17.4	
Loading (S Lot) Stage 4	Point	16.0	
Loading (S Lot) Stage 5	Point	18.9	
Loading (S Lot) Stage 5	Point	19.7	
Loading (S Lot) Stage 9	Point	20.3	
Loading (S Lot) Stage 9	Point	23.9	
Loading (S Lot) Stage 9	Point	23.3	
Receptor R03 Fl F2 Leq,d 51.3 dB(A)			
Loading (N Lot) Broadcast Building	Point	8.9	
Loading (N Lot) Broadcast Building	Point	10.2	
Loading (N Lot) Broadcast Building	Point	8.1	
Loading (N Lot) Stage 21	Point	15.8	
Loading (N Lot) Stage 22	Point	37.3	
Loading (N Lot) Stage 23	Point	8.7	
Loading (N Lot) Stage 23	Point	33.6	
Loading (S Lot) FX Shop	Point	9.7	
Loading (S Lot) Mill	Point	12.1	
Loading (S Lot) Stage 10	Point	17.7	
Loading (S Lot) Stage 11	Point	29.1	
Loading (S Lot) Stage 12	Point	16.3	
Loading (S Lot) Stage 15	Point	13.7	
Loading (S Lot) Stage 16	Point	14.6	
Loading (S Lot) Stage 16	Point	15.6	
Loading (S Lot) Stage 17	Point	17.5	
Loading (S Lot) Stage 18	Point	15.3	
Loading (S Lot) Stage 19	Point	16.1	
Loading (S Lot) Stage 2	Point	21.9	
Loading (S Lot) Stage 2	Point	27.3	
Loading (S Lot) Stage 2	Point	50.8	
Loading (S Lot) Stage 20	Point	16.2	
Loading (S Lot) Stage 3	Point	28.6	
Loading (S Lot) Stage 3	Point	23.5	
Loading (S Lot) Stage 3	Point	19.0	
Loading (S Lot) Stage 4	Point	15.2	
Loading (S Lot) Stage 4	Point	13.9	
Loading (S Lot) Stage 5	Point	23.8	
Loading (S Lot) Stage 5	Point	24.7	

Radford Studio Center
Calculated Noise Levels - 03a Loading and Trash Collection - Existing

Source	Source type	Leq,d dB(A)	
Loading (S Lot) Stage 9	Point	19.2	
Loading (S Lot) Stage 9	Point	24.0	
Loading (S Lot) Stage 9	Point	29.9	
Receptor R04 Fl G Leq,d 33.0 dB(A)			
Loading (N Lot) Broadcast Building	Point	3.6	
Loading (N Lot) Broadcast Building	Point	4.0	
Loading (N Lot) Broadcast Building	Point	4.2	
Loading (N Lot) Stage 21	Point	9.0	
Loading (N Lot) Stage 22	Point	11.1	
Loading (N Lot) Stage 23	Point	5.2	
Loading (N Lot) Stage 23	Point	8.8	
Loading (S Lot) FX Shop	Point	21.5	
Loading (S Lot) Mill	Point	20.7	
Loading (S Lot) Stage 10	Point	22.5	
Loading (S Lot) Stage 11	Point	8.7	
Loading (S Lot) Stage 12	Point	18.7	
Loading (S Lot) Stage 15	Point	19.4	
Loading (S Lot) Stage 16	Point	9.9	
Loading (S Lot) Stage 16	Point	10.5	
Loading (S Lot) Stage 17	Point	11.6	
Loading (S Lot) Stage 18	Point	8.0	
Loading (S Lot) Stage 19	Point	8.5	
Loading (S Lot) Stage 2	Point	10.7	
Loading (S Lot) Stage 2	Point	14.0	
Loading (S Lot) Stage 2	Point	17.5	
Loading (S Lot) Stage 20	Point	7.3	
Loading (S Lot) Stage 3	Point	13.1	
Loading (S Lot) Stage 3	Point	12.1	
Loading (S Lot) Stage 3	Point	9.0	
Loading (S Lot) Stage 4	Point	6.4	
Loading (S Lot) Stage 4	Point	6.0	
Loading (S Lot) Stage 5	Point	7.5	
Loading (S Lot) Stage 5	Point	11.1	
Loading (S Lot) Stage 9	Point	22.9	
Loading (S Lot) Stage 9	Point	29.7	
Loading (S Lot) Stage 9	Point	14.4	
Receptor R05 Fl G Leq,d 30.4 dB(A)			
Loading (N Lot) Broadcast Building	Point	3.6	
Loading (N Lot) Broadcast Building	Point	4.1	
Loading (N Lot) Broadcast Building	Point	4.0	
Loading (N Lot) Stage 21	Point	10.2	
Loading (N Lot) Stage 22	Point	7.9	
Loading (N Lot) Stage 23	Point	2.8	

Radford Studio Center
Calculated Noise Levels - 03a Loading and Trash Collection - Existing

Source	Source type	Leq,d dB(A)	
Loading (N Lot) Stage 23	Point	5.0	
Loading (S Lot) FX Shop	Point	12.1	
Loading (S Lot) Mill	Point	15.2	
Loading (S Lot) Stage 10	Point	20.6	
Loading (S Lot) Stage 11	Point	16.1	
Loading (S Lot) Stage 12	Point	21.3	
Loading (S Lot) Stage 15	Point	18.4	
Loading (S Lot) Stage 16	Point	20.3	
Loading (S Lot) Stage 16	Point	15.4	
Loading (S Lot) Stage 17	Point	16.7	
Loading (S Lot) Stage 18	Point	16.4	
Loading (S Lot) Stage 19	Point	17.6	
Loading (S Lot) Stage 2	Point	6.0	
Loading (S Lot) Stage 2	Point	11.2	
Loading (S Lot) Stage 2	Point	12.6	
Loading (S Lot) Stage 20	Point	19.3	
Loading (S Lot) Stage 3	Point	13.6	
Loading (S Lot) Stage 3	Point	15.8	
Loading (S Lot) Stage 3	Point	8.4	
Loading (S Lot) Stage 4	Point	8.8	
Loading (S Lot) Stage 4	Point	8.0	
Loading (S Lot) Stage 5	Point	15.1	
Loading (S Lot) Stage 5	Point	14.4	
Loading (S Lot) Stage 9	Point	16.8	
Loading (S Lot) Stage 9	Point	14.6	
Loading (S Lot) Stage 9	Point	14.6	
Receptor R05 Fl F2 Leq,d 33.0 dB(A)			
Loading (N Lot) Broadcast Building	Point	2.9	
Loading (N Lot) Broadcast Building	Point	3.4	
Loading (N Lot) Broadcast Building	Point	2.3	
Loading (N Lot) Stage 21	Point	12.8	
Loading (N Lot) Stage 22	Point	9.3	
Loading (N Lot) Stage 23	Point	1.2	
Loading (N Lot) Stage 23	Point	10.2	
Loading (S Lot) FX Shop	Point	10.6	
Loading (S Lot) Mill	Point	16.3	
Loading (S Lot) Stage 10	Point	24.0	
Loading (S Lot) Stage 11	Point	14.7	
Loading (S Lot) Stage 12	Point	23.9	
Loading (S Lot) Stage 15	Point	17.5	
Loading (S Lot) Stage 16	Point	25.7	
Loading (S Lot) Stage 16	Point	18.2	
Loading (S Lot) Stage 17	Point	24.6	

Radford Studio Center
Calculated Noise Levels - 03a Loading and Trash Collection - Existing

Source	Source type	Leq,d dB(A)	
Loading (S Lot) Stage 18	Point	20.5	
Loading (S Lot) Stage 19	Point	19.8	
Loading (S Lot) Stage 2	Point	4.8	
Loading (S Lot) Stage 2	Point	12.6	
Loading (S Lot) Stage 2	Point	13.3	
Loading (S Lot) Stage 20	Point	21.2	
Loading (S Lot) Stage 3	Point	13.5	
Loading (S Lot) Stage 3	Point	17.2	
Loading (S Lot) Stage 3	Point	6.4	
Loading (S Lot) Stage 4	Point	7.1	
Loading (S Lot) Stage 4	Point	6.5	
Loading (S Lot) Stage 5	Point	13.8	
Loading (S Lot) Stage 5	Point	13.6	
Loading (S Lot) Stage 9	Point	16.4	
Loading (S Lot) Stage 9	Point	13.2	
Loading (S Lot) Stage 9	Point	12.8	
Receptor R06 Fl G Leq,d 23.3 dB(A)			
Loading (N Lot) Broadcast Building	Point	-2.1	
Loading (N Lot) Broadcast Building	Point	-1.6	
Loading (N Lot) Broadcast Building	Point	-2.5	
Loading (N Lot) Stage 21	Point	3.0	
Loading (N Lot) Stage 22	Point	4.5	
Loading (N Lot) Stage 23	Point	-1.0	
Loading (N Lot) Stage 23	Point	0.3	
Loading (S Lot) FX Shop	Point	9.1	
Loading (S Lot) Mill	Point	8.3	
Loading (S Lot) Stage 10	Point	12.8	
Loading (S Lot) Stage 11	Point	7.6	
Loading (S Lot) Stage 12	Point	12.5	
Loading (S Lot) Stage 15	Point	12.0	
Loading (S Lot) Stage 16	Point	6.7	
Loading (S Lot) Stage 16	Point	7.2	
Loading (S Lot) Stage 17	Point	6.1	
Loading (S Lot) Stage 18	Point	9.5	
Loading (S Lot) Stage 19	Point	9.4	
Loading (S Lot) Stage 2	Point	2.9	
Loading (S Lot) Stage 2	Point	6.4	
Loading (S Lot) Stage 2	Point	11.7	
Loading (S Lot) Stage 20	Point	11.5	
Loading (S Lot) Stage 3	Point	8.8	
Loading (S Lot) Stage 3	Point	9.3	
Loading (S Lot) Stage 3	Point	4.0	
Loading (S Lot) Stage 4	Point	1.9	

Radford Studio Center
Calculated Noise Levels - 03a Loading and Trash Collection - Existing

Source	Source type	Leq,d dB(A)	
Loading (S Lot) Stage 4	Point	1.9	
Loading (S Lot) Stage 5	Point	8.9	
Loading (S Lot) Stage 5	Point	8.4	
Loading (S Lot) Stage 9	Point	10.9	
Loading (S Lot) Stage 9	Point	9.9	
Loading (S Lot) Stage 9	Point	9.2	
Receptor R07 Fl G Leq,d 32.8 dB(A)			
Loading (N Lot) Broadcast Building	Point	6.9	
Loading (N Lot) Broadcast Building	Point	3.4	
Loading (N Lot) Broadcast Building	Point	2.0	
Loading (N Lot) Stage 21	Point	16.7	
Loading (N Lot) Stage 22	Point	11.9	
Loading (N Lot) Stage 23	Point	-2.2	
Loading (N Lot) Stage 23	Point	-2.3	
Loading (S Lot) FX Shop	Point	26.8	
Loading (S Lot) Mill	Point	13.0	
Loading (S Lot) Stage 10	Point	9.2	
Loading (S Lot) Stage 11	Point	7.4	
Loading (S Lot) Stage 12	Point	12.6	
Loading (S Lot) Stage 15	Point	18.9	
Loading (S Lot) Stage 16	Point	14.9	
Loading (S Lot) Stage 16	Point	12.9	
Loading (S Lot) Stage 17	Point	9.7	
Loading (S Lot) Stage 18	Point	24.6	
Loading (S Lot) Stage 19	Point	25.5	
Loading (S Lot) Stage 2	Point	-1.6	
Loading (S Lot) Stage 2	Point	12.1	
Loading (S Lot) Stage 2	Point	10.4	
Loading (S Lot) Stage 20	Point	26.3	
Loading (S Lot) Stage 3	Point	7.6	
Loading (S Lot) Stage 3	Point	6.4	
Loading (S Lot) Stage 3	Point	2.0	
Loading (S Lot) Stage 4	Point	2.8	
Loading (S Lot) Stage 4	Point	6.7	
Loading (S Lot) Stage 5	Point	12.6	
Loading (S Lot) Stage 5	Point	13.3	
Loading (S Lot) Stage 9	Point	12.0	
Loading (S Lot) Stage 9	Point	4.0	
Loading (S Lot) Stage 9	Point	4.7	
Receptor R08 Fl G Leq,d 29.5 dB(A)			
Loading (N Lot) Broadcast Building	Point	3.4	
Loading (N Lot) Broadcast Building	Point	1.6	
Loading (N Lot) Broadcast Building	Point	2.6	

Radford Studio Center
Calculated Noise Levels - 03a Loading and Trash Collection - Existing

Source	Source type	Leq,d dB(A)	
Loading (N Lot) Stage 21	Point	8.0	
Loading (N Lot) Stage 22	Point	5.9	
Loading (N Lot) Stage 23	Point	0.9	
Loading (N Lot) Stage 23	Point	1.1	
Loading (S Lot) FX Shop	Point	22.8	
Loading (S Lot) Mill	Point	18.1	
Loading (S Lot) Stage 10	Point	12.2	
Loading (S Lot) Stage 11	Point	12.6	
Loading (S Lot) Stage 12	Point	14.9	
Loading (S Lot) Stage 15	Point	15.3	
Loading (S Lot) Stage 16	Point	15.8	
Loading (S Lot) Stage 16	Point	13.7	
Loading (S Lot) Stage 17	Point	15.0	
Loading (S Lot) Stage 18	Point	18.3	
Loading (S Lot) Stage 19	Point	20.2	
Loading (S Lot) Stage 2	Point	4.4	
Loading (S Lot) Stage 2	Point	8.5	
Loading (S Lot) Stage 2	Point	6.4	
Loading (S Lot) Stage 20	Point	21.8	
Loading (S Lot) Stage 3	Point	9.5	
Loading (S Lot) Stage 3	Point	8.8	
Loading (S Lot) Stage 3	Point	5.2	
Loading (S Lot) Stage 4	Point	9.1	
Loading (S Lot) Stage 4	Point	8.7	
Loading (S Lot) Stage 5	Point	13.3	
Loading (S Lot) Stage 5	Point	10.7	
Loading (S Lot) Stage 9	Point	7.1	
Loading (S Lot) Stage 9	Point	6.7	
Loading (S Lot) Stage 9	Point	7.9	
Receptor R09 Fl G Leq,d 36.8 dB(A)			
Loading (N Lot) Broadcast Building	Point	24.6	
Loading (N Lot) Broadcast Building	Point	7.8	
Loading (N Lot) Broadcast Building	Point	3.2	
Loading (N Lot) Stage 21	Point	25.8	
Loading (N Lot) Stage 22	Point	22.2	
Loading (N Lot) Stage 23	Point	4.4	
Loading (N Lot) Stage 23	Point	1.2	
Loading (S Lot) FX Shop	Point	28.2	
Loading (S Lot) Mill	Point	23.1	
Loading (S Lot) Stage 10	Point	9.0	
Loading (S Lot) Stage 11	Point	17.2	
Loading (S Lot) Stage 12	Point	11.4	
Loading (S Lot) Stage 15	Point	16.7	

Radford Studio Center
Calculated Noise Levels - 03a Loading and Trash Collection - Existing

Source	Source type	Leq,d dB(A)	
Loading (S Lot) Stage 16	Point	13.3	
Loading (S Lot) Stage 16	Point	13.1	
Loading (S Lot) Stage 17	Point	14.1	
Loading (S Lot) Stage 18	Point	27.6	
Loading (S Lot) Stage 19	Point	28.7	
Loading (S Lot) Stage 2	Point	4.2	
Loading (S Lot) Stage 2	Point	7.8	
Loading (S Lot) Stage 2	Point	6.0	
Loading (S Lot) Stage 20	Point	31.5	
Loading (S Lot) Stage 3	Point	13.2	
Loading (S Lot) Stage 3	Point	9.2	
Loading (S Lot) Stage 3	Point	2.9	
Loading (S Lot) Stage 4	Point	6.4	
Loading (S Lot) Stage 4	Point	7.5	
Loading (S Lot) Stage 5	Point	16.2	
Loading (S Lot) Stage 5	Point	10.7	
Loading (S Lot) Stage 9	Point	9.2	
Loading (S Lot) Stage 9	Point	6.7	
Loading (S Lot) Stage 9	Point	15.8	
Receptor R10 Fl G Leq,d 38.8 dB(A)			
Loading (N Lot) Broadcast Building	Point	29.8	
Loading (N Lot) Broadcast Building	Point	12.4	
Loading (N Lot) Broadcast Building	Point	8.7	
Loading (N Lot) Stage 21	Point	31.7	
Loading (N Lot) Stage 22	Point	26.0	
Loading (N Lot) Stage 23	Point	7.1	
Loading (N Lot) Stage 23	Point	4.7	
Loading (S Lot) FX Shop	Point	21.1	
Loading (S Lot) Mill	Point	19.3	
Loading (S Lot) Stage 10	Point	15.1	
Loading (S Lot) Stage 11	Point	22.2	
Loading (S Lot) Stage 12	Point	16.7	
Loading (S Lot) Stage 15	Point	15.6	
Loading (S Lot) Stage 16	Point	18.3	
Loading (S Lot) Stage 16	Point	17.3	
Loading (S Lot) Stage 17	Point	20.3	
Loading (S Lot) Stage 18	Point	29.6	
Loading (S Lot) Stage 19	Point	24.2	
Loading (S Lot) Stage 2	Point	19.8	
Loading (S Lot) Stage 2	Point	13.0	
Loading (S Lot) Stage 2	Point	9.6	
Loading (S Lot) Stage 20	Point	25.2	
Loading (S Lot) Stage 3	Point	13.5	

Radford Studio Center
Calculated Noise Levels - 03a Loading and Trash Collection - Existing

Source	Source type	Leq,d dB(A)	
Loading (S Lot) Stage 3	Point	15.9	
Loading (S Lot) Stage 3	Point	21.3	
Loading (S Lot) Stage 4	Point	29.2	
Loading (S Lot) Stage 4	Point	30.6	
Loading (S Lot) Stage 5	Point	20.0	
Loading (S Lot) Stage 5	Point	15.5	
Loading (S Lot) Stage 9	Point	11.6	
Loading (S Lot) Stage 9	Point	12.3	
Loading (S Lot) Stage 9	Point	17.2	
Receptor R11 Fl G Leq,d 30.8 dB(A)			
Loading (N Lot) Broadcast Building	Point	15.5	
Loading (N Lot) Broadcast Building	Point	8.0	
Loading (N Lot) Broadcast Building	Point	3.6	
Loading (N Lot) Stage 21	Point	17.1	
Loading (N Lot) Stage 22	Point	4.5	
Loading (N Lot) Stage 23	Point	4.3	
Loading (N Lot) Stage 23	Point	0.8	
Loading (S Lot) FX Shop	Point	12.8	
Loading (S Lot) Mill	Point	12.2	
Loading (S Lot) Stage 10	Point	8.3	
Loading (S Lot) Stage 11	Point	13.2	
Loading (S Lot) Stage 12	Point	10.0	
Loading (S Lot) Stage 15	Point	9.2	
Loading (S Lot) Stage 16	Point	10.1	
Loading (S Lot) Stage 16	Point	9.7	
Loading (S Lot) Stage 17	Point	14.2	
Loading (S Lot) Stage 18	Point	8.1	
Loading (S Lot) Stage 19	Point	15.3	
Loading (S Lot) Stage 2	Point	22.3	
Loading (S Lot) Stage 2	Point	7.0	
Loading (S Lot) Stage 2	Point	1.9	
Loading (S Lot) Stage 20	Point	16.0	
Loading (S Lot) Stage 3	Point	7.4	
Loading (S Lot) Stage 3	Point	7.6	
Loading (S Lot) Stage 3	Point	19.6	
Loading (S Lot) Stage 4	Point	24.8	
Loading (S Lot) Stage 4	Point	24.2	
Loading (S Lot) Stage 5	Point	10.6	
Loading (S Lot) Stage 5	Point	9.3	
Loading (S Lot) Stage 9	Point	5.6	
Loading (S Lot) Stage 9	Point	6.5	
Loading (S Lot) Stage 9	Point	8.1	
Receptor R12 Fl G Leq,d 55.4 dB(A)			

Radford Studio Center
Calculated Noise Levels - 03a Loading and Trash Collection - Existing

Source	Source type	Leq,d dB(A)	
Loading (N Lot) Broadcast Building	Point	51.4	
Loading (N Lot) Broadcast Building	Point	53.0	
Loading (N Lot) Broadcast Building	Point	29.9	
Loading (N Lot) Stage 21	Point	17.4	
Loading (N Lot) Stage 22	Point	14.1	
Loading (N Lot) Stage 23	Point	26.8	
Loading (N Lot) Stage 23	Point	13.2	
Loading (S Lot) FX Shop	Point	18.8	
Loading (S Lot) Mill	Point	13.5	
Loading (S Lot) Stage 10	Point	11.7	
Loading (S Lot) Stage 11	Point	13.6	
Loading (S Lot) Stage 12	Point	8.7	
Loading (S Lot) Stage 15	Point	11.8	
Loading (S Lot) Stage 16	Point	16.5	
Loading (S Lot) Stage 16	Point	7.3	
Loading (S Lot) Stage 17	Point	18.7	
Loading (S Lot) Stage 18	Point	17.9	
Loading (S Lot) Stage 19	Point	26.0	
Loading (S Lot) Stage 2	Point	21.4	
Loading (S Lot) Stage 2	Point	14.0	
Loading (S Lot) Stage 2	Point	13.0	
Loading (S Lot) Stage 20	Point	12.7	
Loading (S Lot) Stage 3	Point	13.9	
Loading (S Lot) Stage 3	Point	21.5	
Loading (S Lot) Stage 3	Point	17.7	
Loading (S Lot) Stage 4	Point	31.1	
Loading (S Lot) Stage 4	Point	28.9	
Loading (S Lot) Stage 5	Point	14.4	
Loading (S Lot) Stage 5	Point	15.6	
Loading (S Lot) Stage 9	Point	10.2	
Loading (S Lot) Stage 9	Point	8.7	
Loading (S Lot) Stage 9	Point	14.0	
Receptor R13 Fl G Leq,d 40.7 dB(A)			
Loading (N Lot) Broadcast Building	Point	16.1	
Loading (N Lot) Broadcast Building	Point	11.9	
Loading (N Lot) Broadcast Building	Point	36.4	
Loading (N Lot) Stage 21	Point	10.3	
Loading (N Lot) Stage 22	Point	10.1	
Loading (N Lot) Stage 23	Point	37.8	
Loading (N Lot) Stage 23	Point	30.7	
Loading (S Lot) FX Shop	Point	2.3	
Loading (S Lot) Mill	Point	1.3	
Loading (S Lot) Stage 10	Point	5.5	

Radford Studio Center
Calculated Noise Levels - 03a Loading and Trash Collection - Existing

Source	Source type	Leq,d dB(A)	
Loading (S Lot) Stage 11	Point	9.0	
Loading (S Lot) Stage 12	Point	4.9	
Loading (S Lot) Stage 15	Point	3.6	
Loading (S Lot) Stage 16	Point	7.5	
Loading (S Lot) Stage 16	Point	5.8	
Loading (S Lot) Stage 17	Point	5.2	
Loading (S Lot) Stage 18	Point	6.3	
Loading (S Lot) Stage 19	Point	6.7	
Loading (S Lot) Stage 2	Point	9.9	
Loading (S Lot) Stage 2	Point	5.6	
Loading (S Lot) Stage 2	Point	5.0	
Loading (S Lot) Stage 20	Point	7.2	
Loading (S Lot) Stage 3	Point	6.7	
Loading (S Lot) Stage 3	Point	5.1	
Loading (S Lot) Stage 3	Point	10.2	
Loading (S Lot) Stage 4	Point	10.8	
Loading (S Lot) Stage 4	Point	11.0	
Loading (S Lot) Stage 5	Point	6.2	
Loading (S Lot) Stage 5	Point	7.2	
Loading (S Lot) Stage 9	Point	11.8	
Loading (S Lot) Stage 9	Point	8.7	
Loading (S Lot) Stage 9	Point	8.2	
Receptor R14 Fl G Leq,d 32.8 dB(A)			
Loading (N Lot) Broadcast Building	Point	6.9	
Loading (N Lot) Broadcast Building	Point	8.6	
Loading (N Lot) Broadcast Building	Point	25.7	
Loading (N Lot) Stage 21	Point	7.3	
Loading (N Lot) Stage 22	Point	7.0	
Loading (N Lot) Stage 23	Point	27.0	
Loading (N Lot) Stage 23	Point	27.4	
Loading (S Lot) FX Shop	Point	-1.4	
Loading (S Lot) Mill	Point	1.0	
Loading (S Lot) Stage 10	Point	3.6	
Loading (S Lot) Stage 11	Point	9.3	
Loading (S Lot) Stage 12	Point	4.4	
Loading (S Lot) Stage 15	Point	3.0	
Loading (S Lot) Stage 16	Point	7.6	
Loading (S Lot) Stage 16	Point	4.0	
Loading (S Lot) Stage 17	Point	4.5	
Loading (S Lot) Stage 18	Point	9.3	
Loading (S Lot) Stage 19	Point	13.7	
Loading (S Lot) Stage 2	Point	25.0	
Loading (S Lot) Stage 2	Point	7.3	

Radford Studio Center
Calculated Noise Levels - 03a Loading and Trash Collection - Existing

Source	Source type	Leq,d dB(A)	
Loading (S Lot) Stage 2	Point	3.7	
Loading (S Lot) Stage 20	Point	9.5	
Loading (S Lot) Stage 3	Point	3.4	
Loading (S Lot) Stage 3	Point	4.0	
Loading (S Lot) Stage 3	Point	9.9	
Loading (S Lot) Stage 4	Point	11.1	
Loading (S Lot) Stage 4	Point	13.2	
Loading (S Lot) Stage 5	Point	4.3	
Loading (S Lot) Stage 5	Point	4.8	
Loading (S Lot) Stage 9	Point	11.5	
Loading (S Lot) Stage 9	Point	6.6	
Loading (S Lot) Stage 9	Point	5.5	
Receptor R15 Fl G Leq,d 30.7 dB(A)			
Loading (N Lot) Broadcast Building	Point	2.0	
Loading (N Lot) Broadcast Building	Point	5.8	
Loading (N Lot) Broadcast Building	Point	23.4	
Loading (N Lot) Stage 21	Point	2.5	
Loading (N Lot) Stage 22	Point	5.4	
Loading (N Lot) Stage 23	Point	24.6	
Loading (N Lot) Stage 23	Point	24.9	
Loading (S Lot) FX Shop	Point	2.8	
Loading (S Lot) Mill	Point	1.0	
Loading (S Lot) Stage 10	Point	3.1	
Loading (S Lot) Stage 11	Point	11.0	
Loading (S Lot) Stage 12	Point	1.7	
Loading (S Lot) Stage 15	Point	1.5	
Loading (S Lot) Stage 16	Point	9.6	
Loading (S Lot) Stage 16	Point	2.6	
Loading (S Lot) Stage 17	Point	5.5	
Loading (S Lot) Stage 18	Point	10.1	
Loading (S Lot) Stage 19	Point	11.1	
Loading (S Lot) Stage 2	Point	23.2	
Loading (S Lot) Stage 2	Point	8.7	
Loading (S Lot) Stage 2	Point	-0.5	
Loading (S Lot) Stage 20	Point	12.2	
Loading (S Lot) Stage 3	Point	5.3	
Loading (S Lot) Stage 3	Point	-0.5	
Loading (S Lot) Stage 3	Point	8.8	
Loading (S Lot) Stage 4	Point	12.3	
Loading (S Lot) Stage 4	Point	13.1	
Loading (S Lot) Stage 5	Point	0.9	
Loading (S Lot) Stage 5	Point	2.5	
Loading (S Lot) Stage 9	Point	8.4	

Radford Studio Center
Calculated Noise Levels - 03a Loading and Trash Collection - Existing

Source	Source type	Leq,d dB(A)	
Loading (S Lot) Stage 9	Point	6.8	
Loading (S Lot) Stage 9	Point	5.4	

Radford Studio Center
Source Levels in dB(A) - 03b Loading and Trash Collection - Future

Name	Source type	Lw dB(A)	
Loading Future (N Lot) Office	Point	93.3	
Loading Future (N Lot) Office	Point	93.3	
Loading Future (N Lot) Office	Point	93.3	
Loading Future (N Lot) Stage 21	Point	93.3	
Loading Future (N Lot) Stage 22	Point	93.3	
Loading Future (N Lot) Stage 23	Point	93.3	
Loading Future (N Lot) Support 2 Building	Point	93.3	
Loading Future (S Lot) New Office 1	Point	93.3	
Loading Future (S Lot) New Office 2	Point	93.3	
Loading Future (S Lot) New Stage 1	Point	93.3	
Loading Future (S Lot) New Stage 2	Point	93.3	
Loading Future (S Lot) New Stage 3	Point	93.3	
Loading Future (S Lot) New Stage 4	Point	93.3	
Loading Future (S Lot) New Stage 5	Point	93.3	
Loading Future (S Lot) New Stage 6	Point	93.3	
Loading Future (S Lot) New Stage 7	Point	93.3	
Loading Future (S Lot) New Stage 8	Point	93.3	
Loading Future (S Lot) New Stage 9	Point	93.3	
Loading Future (S Lot) New Stage 10	Point	93.3	
Loading Future (S Lot) New Stage 11	Point	93.3	
Loading Future (S Lot) New Stage 12	Point	93.3	
Loading Future (S Lot) New Stage 13	Point	93.3	
Loading Future (S Lot) Stage 2	Point	93.3	
Loading Future (S Lot) Stage 2	Point	93.3	
Loading Future (S Lot) Stage 2	Point	93.3	
Loading Future (S Lot) Stage 2	Point	93.3	
Loading Future (S Lot) Stage 3	Point	93.3	
Loading Future (S Lot) Stage 3	Point	93.3	
Loading Future (S Lot) Stage 3	Point	93.3	
Loading Future (S Lot) Stage 9	Point	93.3	
Loading Future (S Lot) Stage 9	Point	93.3	
Loading Future (S Lot) Stage 9	Point	93.3	
Loading Future (S Lot) Stage 10	Point	93.3	

Radford Studio Center
Calculated Noise Levels - 03b Loading and Trash Collection - Future

Source	Source type	Leq,d dB(A)	
Receptor R01 Fl G Leq,d 42.9 dB(A)			
Loading Future (N Lot) Stage 23	Point	42.6	
Loading Future (N Lot) Stage 22	Point	15.1	
Loading Future (N Lot) Stage 21	Point	11.8	
Loading Future (N Lot) Support 2 Building	Point	16.2	
Loading Future (N Lot) Office	Point	17.2	
Loading Future (N Lot) Office	Point	12.1	
Loading Future (N Lot) Office	Point	11.6	
Loading Future (S Lot) Stage 2	Point	29.5	
Loading Future (S Lot) Stage 2	Point	24.4	
Loading Future (S Lot) Stage 2	Point	10.4	
Loading Future (S Lot) Stage 3	Point	8.9	
Loading Future (S Lot) Stage 3	Point	4.8	
Loading Future (S Lot) Stage 3	Point	11.3	
Loading Future (S Lot) New Stage 1	Point	8.3	
Loading Future (S Lot) New Stage 3	Point	5.7	
Loading Future (S Lot) Stage 9	Point	6.3	
Loading Future (S Lot) Stage 9	Point	5.0	
Loading Future (S Lot) Stage 9	Point	5.9	
Loading Future (S Lot) Stage 10	Point	0.4	
Loading Future (S Lot) New Stage 2	Point	3.8	
Loading Future (S Lot) New Stage 4	Point	6.1	
Loading Future (S Lot) New Stage 8	Point	2.7	
Loading Future (S Lot) New Stage 9	Point	2.3	
Loading Future (S Lot) New Stage 10	Point	2.5	
Loading Future (S Lot) New Stage 11	Point	2.5	
Loading Future (S Lot) New Stage 12	Point	3.1	
Loading Future (S Lot) New Stage 13	Point	0.6	
Loading Future (S Lot) New Stage 5	Point	6.8	
Loading Future (S Lot) New Stage 6	Point	5.9	
Loading Future (S Lot) New Stage 7	Point	-3.4	
Loading Future (S Lot) New Office 1	Point	-0.5	
Loading Future (S Lot) New Office 2	Point	-2.7	
Loading Future (S Lot) Stage 2	Point	10.4	
Receptor R02 Fl G Leq,d 28.1 dB(A)			
Loading Future (N Lot) Stage 23	Point	22.1	
Loading Future (N Lot) Stage 22	Point	12.2	
Loading Future (N Lot) Stage 21	Point	10.6	
Loading Future (N Lot) Support 2 Building	Point	10.6	
Loading Future (N Lot) Office	Point	10.0	
Loading Future (N Lot) Office	Point	6.8	
Loading Future (N Lot) Office	Point	6.0	
Loading Future (S Lot) Stage 2	Point	19.4	

Radford Studio Center
Calculated Noise Levels - 03b Loading and Trash Collection - Future

Source	Source type	Leq,d dB(A)	
Loading Future (S Lot) Stage 2	Point	14.7	
Loading Future (S Lot) Stage 2	Point	13.8	
Loading Future (S Lot) Stage 3	Point	7.3	
Loading Future (S Lot) Stage 3	Point	5.4	
Loading Future (S Lot) Stage 3	Point	18.0	
Loading Future (S Lot) New Stage 1	Point	9.3	
Loading Future (S Lot) New Stage 3	Point	7.5	
Loading Future (S Lot) Stage 9	Point	6.0	
Loading Future (S Lot) Stage 9	Point	5.2	
Loading Future (S Lot) Stage 9	Point	4.7	
Loading Future (S Lot) Stage 10	Point	0.6	
Loading Future (S Lot) New Stage 2	Point	2.6	
Loading Future (S Lot) New Stage 4	Point	6.6	
Loading Future (S Lot) New Stage 8	Point	14.3	
Loading Future (S Lot) New Stage 9	Point	16.2	
Loading Future (S Lot) New Stage 10	Point	2.7	
Loading Future (S Lot) New Stage 11	Point	-0.1	
Loading Future (S Lot) New Stage 12	Point	0.7	
Loading Future (S Lot) New Stage 13	Point	1.1	
Loading Future (S Lot) New Stage 5	Point	19.0	
Loading Future (S Lot) New Stage 6	Point	-6.6	
Loading Future (S Lot) New Stage 7	Point	-14.8	
Loading Future (S Lot) New Office 1	Point	-0.1	
Loading Future (S Lot) New Office 2	Point	-2.7	
Loading Future (S Lot) Stage 2	Point	13.8	
Receptor R03 Fl G Leq,d 57.9 dB(A)			
Loading Future (N Lot) Stage 23	Point	34.6	
Loading Future (N Lot) Stage 22	Point	40.1	
Loading Future (N Lot) Stage 21	Point	22.3	
Loading Future (N Lot) Support 2 Building	Point	11.6	
Loading Future (N Lot) Office	Point	11.1	
Loading Future (N Lot) Office	Point	12.4	
Loading Future (N Lot) Office	Point	11.6	
Loading Future (S Lot) Stage 2	Point	22.7	
Loading Future (S Lot) Stage 2	Point	36.1	
Loading Future (S Lot) Stage 2	Point	54.8	
Loading Future (S Lot) Stage 3	Point	26.4	
Loading Future (S Lot) Stage 3	Point	22.6	
Loading Future (S Lot) Stage 3	Point	20.3	
Loading Future (S Lot) New Stage 1	Point	21.0	
Loading Future (S Lot) New Stage 3	Point	21.1	
Loading Future (S Lot) Stage 9	Point	24.0	
Loading Future (S Lot) Stage 9	Point	18.4	

Radford Studio Center
Calculated Noise Levels - 03b Loading and Trash Collection - Future

Source	Source type	Leq,d dB(A)	
Loading Future (S Lot) Stage 9	Point	20.1	
Loading Future (S Lot) Stage 10	Point	18.6	
Loading Future (S Lot) New Stage 2	Point	15.6	
Loading Future (S Lot) New Stage 4	Point	16.1	
Loading Future (S Lot) New Stage 8	Point	12.4	
Loading Future (S Lot) New Stage 9	Point	10.3	
Loading Future (S Lot) New Stage 10	Point	8.3	
Loading Future (S Lot) New Stage 11	Point	12.6	
Loading Future (S Lot) New Stage 12	Point	9.5	
Loading Future (S Lot) New Stage 13	Point	4.4	
Loading Future (S Lot) New Stage 5	Point	19.7	
Loading Future (S Lot) New Stage 6	Point	18.5	
Loading Future (S Lot) New Stage 7	Point	13.7	
Loading Future (S Lot) New Office 1	Point	12.8	
Loading Future (S Lot) New Office 2	Point	9.0	
Loading Future (S Lot) Stage 2	Point	54.8	
Receptor R03 Fl F2 Leq,d 58.0 dB(A)			
Loading Future (N Lot) Stage 23	Point	33.6	
Loading Future (N Lot) Stage 22	Point	37.3	
Loading Future (N Lot) Stage 21	Point	16.6	
Loading Future (N Lot) Support 2 Building	Point	10.2	
Loading Future (N Lot) Office	Point	9.6	
Loading Future (N Lot) Office	Point	10.9	
Loading Future (N Lot) Office	Point	10.2	
Loading Future (S Lot) Stage 2	Point	22.0	
Loading Future (S Lot) Stage 2	Point	36.7	
Loading Future (S Lot) Stage 2	Point	54.9	
Loading Future (S Lot) Stage 3	Point	26.0	
Loading Future (S Lot) Stage 3	Point	21.5	
Loading Future (S Lot) Stage 3	Point	19.5	
Loading Future (S Lot) New Stage 1	Point	20.3	
Loading Future (S Lot) New Stage 3	Point	19.8	
Loading Future (S Lot) Stage 9	Point	22.5	
Loading Future (S Lot) Stage 9	Point	16.9	
Loading Future (S Lot) Stage 9	Point	19.2	
Loading Future (S Lot) Stage 10	Point	17.0	
Loading Future (S Lot) New Stage 2	Point	14.4	
Loading Future (S Lot) New Stage 4	Point	14.8	
Loading Future (S Lot) New Stage 8	Point	11.2	
Loading Future (S Lot) New Stage 9	Point	9.0	
Loading Future (S Lot) New Stage 10	Point	6.9	
Loading Future (S Lot) New Stage 11	Point	11.7	
Loading Future (S Lot) New Stage 12	Point	8.2	

Radford Studio Center
Calculated Noise Levels - 03b Loading and Trash Collection - Future

Source	Source type	Leq,d dB(A)	
Loading Future (S Lot) New Stage 13	Point	3.4	
Loading Future (S Lot) New Stage 5	Point	18.1	
Loading Future (S Lot) New Stage 6	Point	18.1	
Loading Future (S Lot) New Stage 7	Point	12.8	
Loading Future (S Lot) New Office 1	Point	9.0	
Loading Future (S Lot) New Office 2	Point	7.4	
Loading Future (S Lot) Stage 2	Point	54.9	
Receptor R04 Fl G Leq,d 33.7 dB(A)			
Loading Future (N Lot) Stage 23	Point	8.8	
Loading Future (N Lot) Stage 22	Point	11.1	
Loading Future (N Lot) Stage 21	Point	9.0	
Loading Future (N Lot) Support 2 Building	Point	4.5	
Loading Future (N Lot) Office	Point	4.2	
Loading Future (N Lot) Office	Point	3.6	
Loading Future (N Lot) Office	Point	4.0	
Loading Future (S Lot) Stage 2	Point	10.7	
Loading Future (S Lot) Stage 2	Point	14.0	
Loading Future (S Lot) Stage 2	Point	16.5	
Loading Future (S Lot) Stage 3	Point	14.6	
Loading Future (S Lot) Stage 3	Point	12.2	
Loading Future (S Lot) Stage 3	Point	9.0	
Loading Future (S Lot) New Stage 1	Point	11.6	
Loading Future (S Lot) New Stage 3	Point	13.1	
Loading Future (S Lot) Stage 9	Point	29.7	
Loading Future (S Lot) Stage 9	Point	10.7	
Loading Future (S Lot) Stage 9	Point	28.1	
Loading Future (S Lot) Stage 10	Point	26.8	
Loading Future (S Lot) New Stage 2	Point	5.9	
Loading Future (S Lot) New Stage 4	Point	10.3	
Loading Future (S Lot) New Stage 8	Point	4.6	
Loading Future (S Lot) New Stage 9	Point	4.1	
Loading Future (S Lot) New Stage 10	Point	5.6	
Loading Future (S Lot) New Stage 11	Point	5.5	
Loading Future (S Lot) New Stage 12	Point	2.4	
Loading Future (S Lot) New Stage 13	Point	1.8	
Loading Future (S Lot) New Stage 5	Point	7.1	
Loading Future (S Lot) New Stage 6	Point	8.8	
Loading Future (S Lot) New Stage 7	Point	5.7	
Loading Future (S Lot) New Office 1	Point	7.3	
Loading Future (S Lot) New Office 2	Point	2.2	
Loading Future (S Lot) Stage 2	Point	16.5	
Receptor R05 Fl G Leq,d 31.6 dB(A)			
Loading Future (N Lot) Stage 23	Point	3.8	

Radford Studio Center
Calculated Noise Levels - 03b Loading and Trash Collection - Future

Source	Source type	Leq,d dB(A)	
Loading Future (N Lot) Stage 22	Point	6.7	
Loading Future (N Lot) Stage 21	Point	7.8	
Loading Future (N Lot) Support 2 Building	Point	4.4	
Loading Future (N Lot) Office	Point	3.0	
Loading Future (N Lot) Office	Point	3.5	
Loading Future (N Lot) Office	Point	4.1	
Loading Future (S Lot) Stage 2	Point	6.0	
Loading Future (S Lot) Stage 2	Point	9.7	
Loading Future (S Lot) Stage 2	Point	10.4	
Loading Future (S Lot) Stage 3	Point	13.0	
Loading Future (S Lot) Stage 3	Point	11.4	
Loading Future (S Lot) Stage 3	Point	7.7	
Loading Future (S Lot) New Stage 1	Point	10.0	
Loading Future (S Lot) New Stage 3	Point	11.5	
Loading Future (S Lot) Stage 9	Point	14.6	
Loading Future (S Lot) Stage 9	Point	15.4	
Loading Future (S Lot) Stage 9	Point	16.5	
Loading Future (S Lot) Stage 10	Point	18.7	
Loading Future (S Lot) New Stage 2	Point	10.0	
Loading Future (S Lot) New Stage 4	Point	11.3	
Loading Future (S Lot) New Stage 8	Point	6.8	
Loading Future (S Lot) New Stage 9	Point	7.9	
Loading Future (S Lot) New Stage 10	Point	8.4	
Loading Future (S Lot) New Stage 11	Point	9.4	
Loading Future (S Lot) New Stage 12	Point	11.0	
Loading Future (S Lot) New Stage 13	Point	11.1	
Loading Future (S Lot) New Stage 5	Point	8.0	
Loading Future (S Lot) New Stage 6	Point	7.5	
Loading Future (S Lot) New Stage 7	Point	9.6	
Loading Future (S Lot) New Office 1	Point	29.4	
Loading Future (S Lot) New Office 2	Point	22.3	
Loading Future (S Lot) Stage 2	Point	10.4	
Receptor R05 Fl F2 Leq,d 40.0 dB(A)			
Loading Future (N Lot) Stage 23	Point	6.0	
Loading Future (N Lot) Stage 22	Point	7.2	
Loading Future (N Lot) Stage 21	Point	8.1	
Loading Future (N Lot) Support 2 Building	Point	6.3	
Loading Future (N Lot) Office	Point	0.8	
Loading Future (N Lot) Office	Point	1.2	
Loading Future (N Lot) Office	Point	1.7	
Loading Future (S Lot) Stage 2	Point	4.8	
Loading Future (S Lot) Stage 2	Point	8.5	
Loading Future (S Lot) Stage 2	Point	8.6	

Radford Studio Center
Calculated Noise Levels - 03b Loading and Trash Collection - Future

Source	Source type	Leq,d dB(A)	
Loading Future (S Lot) Stage 3	Point	12.1	
Loading Future (S Lot) Stage 3	Point	10.6	
Loading Future (S Lot) Stage 3	Point	6.4	
Loading Future (S Lot) New Stage 1	Point	9.0	
Loading Future (S Lot) New Stage 3	Point	10.3	
Loading Future (S Lot) Stage 9	Point	13.3	
Loading Future (S Lot) Stage 9	Point	13.9	
Loading Future (S Lot) Stage 9	Point	15.3	
Loading Future (S Lot) Stage 10	Point	16.6	
Loading Future (S Lot) New Stage 2	Point	7.5	
Loading Future (S Lot) New Stage 4	Point	8.4	
Loading Future (S Lot) New Stage 8	Point	5.4	
Loading Future (S Lot) New Stage 9	Point	6.4	
Loading Future (S Lot) New Stage 10	Point	7.0	
Loading Future (S Lot) New Stage 11	Point	8.1	
Loading Future (S Lot) New Stage 12	Point	9.8	
Loading Future (S Lot) New Stage 13	Point	9.9	
Loading Future (S Lot) New Stage 5	Point	5.6	
Loading Future (S Lot) New Stage 6	Point	4.1	
Loading Future (S Lot) New Stage 7	Point	8.3	
Loading Future (S Lot) New Office 1	Point	39.8	
Loading Future (S Lot) New Office 2	Point	18.1	
Loading Future (S Lot) Stage 2	Point	8.6	
Receptor R06 Fl G Leq,d 23.2 dB(A)			
Loading Future (N Lot) Stage 23	Point	0.1	
Loading Future (N Lot) Stage 22	Point	4.1	
Loading Future (N Lot) Stage 21	Point	2.3	
Loading Future (N Lot) Support 2 Building	Point	-2.6	
Loading Future (N Lot) Office	Point	-2.5	
Loading Future (N Lot) Office	Point	-2.1	
Loading Future (N Lot) Office	Point	-1.6	
Loading Future (S Lot) Stage 2	Point	2.9	
Loading Future (S Lot) Stage 2	Point	5.8	
Loading Future (S Lot) Stage 2	Point	8.1	
Loading Future (S Lot) Stage 3	Point	8.6	
Loading Future (S Lot) Stage 3	Point	7.1	
Loading Future (S Lot) Stage 3	Point	4.0	
Loading Future (S Lot) New Stage 1	Point	5.4	
Loading Future (S Lot) New Stage 3	Point	6.2	
Loading Future (S Lot) Stage 9	Point	9.9	
Loading Future (S Lot) Stage 9	Point	10.2	
Loading Future (S Lot) Stage 9	Point	10.8	
Loading Future (S Lot) Stage 10	Point	11.0	

Radford Studio Center
Calculated Noise Levels - 03b Loading and Trash Collection - Future

Source	Source type	Leq,d dB(A)	
Loading Future (S Lot) New Stage 2	Point	3.7	
Loading Future (S Lot) New Stage 4	Point	4.6	
Loading Future (S Lot) New Stage 8	Point	3.1	
Loading Future (S Lot) New Stage 9	Point	3.7	
Loading Future (S Lot) New Stage 10	Point	4.3	
Loading Future (S Lot) New Stage 11	Point	7.7	
Loading Future (S Lot) New Stage 12	Point	5.8	
Loading Future (S Lot) New Stage 13	Point	6.1	
Loading Future (S Lot) New Stage 5	Point	1.8	
Loading Future (S Lot) New Stage 6	Point	2.1	
Loading Future (S Lot) New Stage 7	Point	4.9	
Loading Future (S Lot) New Office 1	Point	17.3	
Loading Future (S Lot) New Office 2	Point	14.4	
Loading Future (S Lot) Stage 2	Point	8.1	
Receptor R07 Fl G Leq,d 27.5 dB(A)			
Loading Future (N Lot) Stage 23	Point	-2.4	
Loading Future (N Lot) Stage 22	Point	4.0	
Loading Future (N Lot) Stage 21	Point	5.3	
Loading Future (N Lot) Support 2 Building	Point	6.7	
Loading Future (N Lot) Office	Point	-1.6	
Loading Future (N Lot) Office	Point	2.5	
Loading Future (N Lot) Office	Point	-0.1	
Loading Future (S Lot) Stage 2	Point	-1.7	
Loading Future (S Lot) Stage 2	Point	5.8	
Loading Future (S Lot) Stage 2	Point	4.1	
Loading Future (S Lot) Stage 3	Point	5.2	
Loading Future (S Lot) Stage 3	Point	6.1	
Loading Future (S Lot) Stage 3	Point	1.0	
Loading Future (S Lot) New Stage 1	Point	2.2	
Loading Future (S Lot) New Stage 3	Point	8.8	
Loading Future (S Lot) Stage 9	Point	3.9	
Loading Future (S Lot) Stage 9	Point	5.3	
Loading Future (S Lot) Stage 9	Point	7.4	
Loading Future (S Lot) Stage 10	Point	8.5	
Loading Future (S Lot) New Stage 2	Point	6.3	
Loading Future (S Lot) New Stage 4	Point	6.9	
Loading Future (S Lot) New Stage 8	Point	3.3	
Loading Future (S Lot) New Stage 9	Point	8.6	
Loading Future (S Lot) New Stage 10	Point	6.0	
Loading Future (S Lot) New Stage 11	Point	7.5	
Loading Future (S Lot) New Stage 12	Point	10.6	
Loading Future (S Lot) New Stage 13	Point	9.4	
Loading Future (S Lot) New Stage 5	Point	2.7	

Radford Studio Center
Calculated Noise Levels - 03b Loading and Trash Collection - Future

Source	Source type	Leq,d dB(A)	
Loading Future (S Lot) New Stage 6	Point	1.0	
Loading Future (S Lot) New Stage 7	Point	11.3	
Loading Future (S Lot) New Office 1	Point	22.5	
Loading Future (S Lot) New Office 2	Point	24.2	
Loading Future (S Lot) Stage 2	Point	4.1	
Receptor R08 Fl G Leq,d 44.8 dB(A)			
Loading Future (N Lot) Stage 23	Point	-1.7	
Loading Future (N Lot) Stage 22	Point	2.1	
Loading Future (N Lot) Stage 21	Point	2.8	
Loading Future (N Lot) Support 2 Building	Point	1.3	
Loading Future (N Lot) Office	Point	-0.5	
Loading Future (N Lot) Office	Point	3.2	
Loading Future (N Lot) Office	Point	1.5	
Loading Future (S Lot) Stage 2	Point	2.8	
Loading Future (S Lot) Stage 2	Point	7.0	
Loading Future (S Lot) Stage 2	Point	5.6	
Loading Future (S Lot) Stage 3	Point	7.6	
Loading Future (S Lot) Stage 3	Point	7.5	
Loading Future (S Lot) Stage 3	Point	3.4	
Loading Future (S Lot) New Stage 1	Point	4.6	
Loading Future (S Lot) New Stage 3	Point	9.3	
Loading Future (S Lot) Stage 9	Point	6.8	
Loading Future (S Lot) Stage 9	Point	7.2	
Loading Future (S Lot) Stage 9	Point	7.7	
Loading Future (S Lot) Stage 10	Point	10.6	
Loading Future (S Lot) New Stage 2	Point	10.2	
Loading Future (S Lot) New Stage 4	Point	9.9	
Loading Future (S Lot) New Stage 8	Point	7.4	
Loading Future (S Lot) New Stage 9	Point	10.7	
Loading Future (S Lot) New Stage 10	Point	9.9	
Loading Future (S Lot) New Stage 11	Point	12.9	
Loading Future (S Lot) New Stage 12	Point	22.0	
Loading Future (S Lot) New Stage 13	Point	23.1	
Loading Future (S Lot) New Stage 5	Point	6.1	
Loading Future (S Lot) New Stage 6	Point	11.6	
Loading Future (S Lot) New Stage 7	Point	5.7	
Loading Future (S Lot) New Office 1	Point	29.2	
Loading Future (S Lot) New Office 2	Point	44.6	
Loading Future (S Lot) Stage 2	Point	5.6	
Receptor R08A Fl G Leq,d 52.2 dB(A)			
Loading Future (N Lot) Stage 23	Point	1.5	
Loading Future (N Lot) Stage 22	Point	5.3	
Loading Future (N Lot) Stage 21	Point	8.2	

Radford Studio Center
Calculated Noise Levels - 03b Loading and Trash Collection - Future

Source	Source type	Leq,d dB(A)	
Loading Future (N Lot) Support 2 Building	Point	4.5	
Loading Future (N Lot) Office	Point	3.4	
Loading Future (N Lot) Office	Point	6.7	
Loading Future (N Lot) Office	Point	5.4	
Loading Future (S Lot) Stage 2	Point	5.1	
Loading Future (S Lot) Stage 2	Point	9.6	
Loading Future (S Lot) Stage 2	Point	10.1	
Loading Future (S Lot) Stage 3	Point	9.9	
Loading Future (S Lot) Stage 3	Point	10.9	
Loading Future (S Lot) Stage 3	Point	6.3	
Loading Future (S Lot) New Stage 1	Point	8.0	
Loading Future (S Lot) New Stage 3	Point	12.3	
Loading Future (S Lot) Stage 9	Point	10.8	
Loading Future (S Lot) Stage 9	Point	9.8	
Loading Future (S Lot) Stage 9	Point	11.0	
Loading Future (S Lot) Stage 10	Point	14.9	
Loading Future (S Lot) New Stage 2	Point	14.0	
Loading Future (S Lot) New Stage 4	Point	14.3	
Loading Future (S Lot) New Stage 8	Point	11.0	
Loading Future (S Lot) New Stage 9	Point	13.3	
Loading Future (S Lot) New Stage 10	Point	14.5	
Loading Future (S Lot) New Stage 11	Point	14.0	
Loading Future (S Lot) New Stage 12	Point	21.0	
Loading Future (S Lot) New Stage 13	Point	19.1	
Loading Future (S Lot) New Stage 5	Point	8.7	
Loading Future (S Lot) New Stage 6	Point	11.0	
Loading Future (S Lot) New Stage 7	Point	13.6	
Loading Future (S Lot) New Office 1	Point	33.9	
Loading Future (S Lot) New Office 2	Point	52.1	
Loading Future (S Lot) Stage 2	Point	10.1	
Receptor R09 Fl G Leq,d 39.4 dB(A)			
Loading Future (N Lot) Stage 23	Point	2.3	
Loading Future (N Lot) Stage 22	Point	7.8	
Loading Future (N Lot) Stage 21	Point	13.4	
Loading Future (N Lot) Support 2 Building	Point	8.4	
Loading Future (N Lot) Office	Point	3.9	
Loading Future (N Lot) Office	Point	24.6	
Loading Future (N Lot) Office	Point	5.5	
Loading Future (S Lot) Stage 2	Point	2.6	
Loading Future (S Lot) Stage 2	Point	7.6	
Loading Future (S Lot) Stage 2	Point	3.0	
Loading Future (S Lot) Stage 3	Point	4.5	
Loading Future (S Lot) Stage 3	Point	8.3	

Radford Studio Center
Calculated Noise Levels - 03b Loading and Trash Collection - Future

Source	Source type	Leq,d dB(A)	
Loading Future (S Lot) Stage 3	Point	6.0	
Loading Future (S Lot) New Stage 1	Point	8.9	
Loading Future (S Lot) New Stage 3	Point	8.6	
Loading Future (S Lot) Stage 9	Point	6.0	
Loading Future (S Lot) Stage 9	Point	7.2	
Loading Future (S Lot) Stage 9	Point	7.8	
Loading Future (S Lot) Stage 10	Point	6.2	
Loading Future (S Lot) New Stage 2	Point	12.0	
Loading Future (S Lot) New Stage 4	Point	13.6	
Loading Future (S Lot) New Stage 8	Point	24.5	
Loading Future (S Lot) New Stage 9	Point	27.6	
Loading Future (S Lot) New Stage 10	Point	26.7	
Loading Future (S Lot) New Stage 11	Point	28.6	
Loading Future (S Lot) New Stage 12	Point	34.2	
Loading Future (S Lot) New Stage 13	Point	34.9	
Loading Future (S Lot) New Stage 5	Point	6.1	
Loading Future (S Lot) New Stage 6	Point	21.0	
Loading Future (S Lot) New Stage 7	Point	25.2	
Loading Future (S Lot) New Office 1	Point	6.2	
Loading Future (S Lot) New Office 2	Point	12.2	
Loading Future (S Lot) Stage 2	Point	3.0	
Receptor R10 Fl G Leq,d 36.6 dB(A)			
Loading Future (N Lot) Stage 23	Point	6.2	
Loading Future (N Lot) Stage 22	Point	27.0	
Loading Future (N Lot) Stage 21	Point	31.9	
Loading Future (N Lot) Support 2 Building	Point	9.2	
Loading Future (N Lot) Office	Point	7.4	
Loading Future (N Lot) Office	Point	30.6	
Loading Future (N Lot) Office	Point	12.8	
Loading Future (S Lot) Stage 2	Point	9.1	
Loading Future (S Lot) Stage 2	Point	13.2	
Loading Future (S Lot) Stage 2	Point	8.7	
Loading Future (S Lot) Stage 3	Point	12.1	
Loading Future (S Lot) Stage 3	Point	14.7	
Loading Future (S Lot) Stage 3	Point	10.7	
Loading Future (S Lot) New Stage 1	Point	13.8	
Loading Future (S Lot) New Stage 3	Point	13.4	
Loading Future (S Lot) Stage 9	Point	14.7	
Loading Future (S Lot) Stage 9	Point	13.2	
Loading Future (S Lot) Stage 9	Point	11.4	
Loading Future (S Lot) Stage 10	Point	11.6	
Loading Future (S Lot) New Stage 2	Point	20.1	
Loading Future (S Lot) New Stage 4	Point	18.5	

Radford Studio Center
Calculated Noise Levels - 03b Loading and Trash Collection - Future

Source	Source type	Leq,d dB(A)	
Loading Future (S Lot) New Stage 8	Point	19.4	
Loading Future (S Lot) New Stage 9	Point	27.0	
Loading Future (S Lot) New Stage 10	Point	19.8	
Loading Future (S Lot) New Stage 11	Point	17.9	
Loading Future (S Lot) New Stage 12	Point	16.5	
Loading Future (S Lot) New Stage 13	Point	15.1	
Loading Future (S Lot) New Stage 5	Point	13.3	
Loading Future (S Lot) New Stage 6	Point	14.3	
Loading Future (S Lot) New Stage 7	Point	16.0	
Loading Future (S Lot) New Office 1	Point	9.3	
Loading Future (S Lot) New Office 2	Point	12.5	
Loading Future (S Lot) Stage 2	Point	8.7	
Receptor R11 Fl G Leq,d 23.2 dB(A)			
Loading Future (N Lot) Stage 23	Point	0.8	
Loading Future (N Lot) Stage 22	Point	4.5	
Loading Future (N Lot) Stage 21	Point	11.4	
Loading Future (N Lot) Support 2 Building	Point	5.3	
Loading Future (N Lot) Office	Point	3.6	
Loading Future (N Lot) Office	Point	15.5	
Loading Future (N Lot) Office	Point	8.0	
Loading Future (S Lot) Stage 2	Point	8.2	
Loading Future (S Lot) Stage 2	Point	6.6	
Loading Future (S Lot) Stage 2	Point	1.9	
Loading Future (S Lot) Stage 3	Point	5.8	
Loading Future (S Lot) Stage 3	Point	7.5	
Loading Future (S Lot) Stage 3	Point	7.6	
Loading Future (S Lot) New Stage 1	Point	7.8	
Loading Future (S Lot) New Stage 3	Point	6.0	
Loading Future (S Lot) Stage 9	Point	8.6	
Loading Future (S Lot) Stage 9	Point	6.3	
Loading Future (S Lot) Stage 9	Point	3.5	
Loading Future (S Lot) Stage 10	Point	3.2	
Loading Future (S Lot) New Stage 2	Point	10.8	
Loading Future (S Lot) New Stage 4	Point	9.8	
Loading Future (S Lot) New Stage 8	Point	7.8	
Loading Future (S Lot) New Stage 9	Point	9.4	
Loading Future (S Lot) New Stage 10	Point	7.8	
Loading Future (S Lot) New Stage 11	Point	10.9	
Loading Future (S Lot) New Stage 12	Point	9.3	
Loading Future (S Lot) New Stage 13	Point	10.0	
Loading Future (S Lot) New Stage 5	Point	5.3	
Loading Future (S Lot) New Stage 6	Point	6.1	
Loading Future (S Lot) New Stage 7	Point	6.9	

Radford Studio Center
Calculated Noise Levels - 03b Loading and Trash Collection - Future

Source	Source type	Leq,d dB(A)	
Loading Future (S Lot) New Office 1	Point	2.2	
Loading Future (S Lot) New Office 2	Point	4.8	
Loading Future (S Lot) Stage 2	Point	1.9	
Receptor R12 Fl G Leq,d 55.4 dB(A)			
Loading Future (N Lot) Stage 23	Point	13.2	
Loading Future (N Lot) Stage 22	Point	14.1	
Loading Future (N Lot) Stage 21	Point	17.5	
Loading Future (N Lot) Support 2 Building	Point	33.6	
Loading Future (N Lot) Office	Point	29.8	
Loading Future (N Lot) Office	Point	51.5	
Loading Future (N Lot) Office	Point	53.0	
Loading Future (S Lot) Stage 2	Point	17.1	
Loading Future (S Lot) Stage 2	Point	14.0	
Loading Future (S Lot) Stage 2	Point	13.5	
Loading Future (S Lot) Stage 3	Point	15.9	
Loading Future (S Lot) Stage 3	Point	30.8	
Loading Future (S Lot) Stage 3	Point	17.7	
Loading Future (S Lot) New Stage 1	Point	18.9	
Loading Future (S Lot) New Stage 3	Point	17.0	
Loading Future (S Lot) Stage 9	Point	8.7	
Loading Future (S Lot) Stage 9	Point	12.8	
Loading Future (S Lot) Stage 9	Point	10.6	
Loading Future (S Lot) Stage 10	Point	10.0	
Loading Future (S Lot) New Stage 2	Point	10.6	
Loading Future (S Lot) New Stage 4	Point	10.6	
Loading Future (S Lot) New Stage 8	Point	13.5	
Loading Future (S Lot) New Stage 9	Point	9.6	
Loading Future (S Lot) New Stage 10	Point	8.6	
Loading Future (S Lot) New Stage 11	Point	9.2	
Loading Future (S Lot) New Stage 12	Point	6.0	
Loading Future (S Lot) New Stage 13	Point	5.2	
Loading Future (S Lot) New Stage 5	Point	15.6	
Loading Future (S Lot) New Stage 6	Point	14.8	
Loading Future (S Lot) New Stage 7	Point	14.1	
Loading Future (S Lot) New Office 1	Point	5.1	
Loading Future (S Lot) New Office 2	Point	3.9	
Loading Future (S Lot) Stage 2	Point	13.5	
Receptor R13 Fl G Leq,d 40.0 dB(A)			
Loading Future (N Lot) Stage 23	Point	35.5	
Loading Future (N Lot) Stage 22	Point	8.9	
Loading Future (N Lot) Stage 21	Point	10.4	
Loading Future (N Lot) Support 2 Building	Point	33.8	
Loading Future (N Lot) Office	Point	35.9	

Radford Studio Center
Calculated Noise Levels - 03b Loading and Trash Collection - Future

Source	Source type	Leq,d dB(A)	
Loading Future (N Lot) Office	Point	16.0	
Loading Future (N Lot) Office	Point	11.9	
Loading Future (S Lot) Stage 2	Point	10.2	
Loading Future (S Lot) Stage 2	Point	5.6	
Loading Future (S Lot) Stage 2	Point	8.4	
Loading Future (S Lot) Stage 3	Point	8.0	
Loading Future (S Lot) Stage 3	Point	5.4	
Loading Future (S Lot) Stage 3	Point	9.4	
Loading Future (S Lot) New Stage 1	Point	7.3	
Loading Future (S Lot) New Stage 3	Point	6.5	
Loading Future (S Lot) Stage 9	Point	6.6	
Loading Future (S Lot) Stage 9	Point	5.6	
Loading Future (S Lot) Stage 9	Point	5.3	
Loading Future (S Lot) Stage 10	Point	3.8	
Loading Future (S Lot) New Stage 2	Point	0.9	
Loading Future (S Lot) New Stage 4	Point	4.7	
Loading Future (S Lot) New Stage 8	Point	0.8	
Loading Future (S Lot) New Stage 9	Point	0.2	
Loading Future (S Lot) New Stage 10	Point	-0.6	
Loading Future (S Lot) New Stage 11	Point	1.4	
Loading Future (S Lot) New Stage 12	Point	-2.0	
Loading Future (S Lot) New Stage 13	Point	-0.8	
Loading Future (S Lot) New Stage 5	Point	6.0	
Loading Future (S Lot) New Stage 6	Point	2.4	
Loading Future (S Lot) New Stage 7	Point	1.7	
Loading Future (S Lot) New Office 1	Point	0.2	
Loading Future (S Lot) New Office 2	Point	-3.7	
Loading Future (S Lot) Stage 2	Point	8.4	
Receptor R14 Fl G Leq,d 32.2 dB(A)			
Loading Future (N Lot) Stage 23	Point	28.6	
Loading Future (N Lot) Stage 22	Point	6.9	
Loading Future (N Lot) Stage 21	Point	5.2	
Loading Future (N Lot) Support 2 Building	Point	27.0	
Loading Future (N Lot) Office	Point	16.0	
Loading Future (N Lot) Office	Point	6.9	
Loading Future (N Lot) Office	Point	8.6	
Loading Future (S Lot) Stage 2	Point	24.9	
Loading Future (S Lot) Stage 2	Point	6.6	
Loading Future (S Lot) Stage 2	Point	6.7	
Loading Future (S Lot) Stage 3	Point	4.7	
Loading Future (S Lot) Stage 3	Point	4.1	
Loading Future (S Lot) Stage 3	Point	10.2	
Loading Future (S Lot) New Stage 1	Point	7.0	

Radford Studio Center
Calculated Noise Levels - 03b Loading and Trash Collection - Future

Source	Source type	Leq,d dB(A)	
Loading Future (S Lot) New Stage 3	Point	3.9	
Loading Future (S Lot) Stage 9	Point	3.3	
Loading Future (S Lot) Stage 9	Point	2.9	
Loading Future (S Lot) Stage 9	Point	2.5	
Loading Future (S Lot) Stage 10	Point	1.7	
Loading Future (S Lot) New Stage 2	Point	-0.9	
Loading Future (S Lot) New Stage 4	Point	1.3	
Loading Future (S Lot) New Stage 8	Point	-0.8	
Loading Future (S Lot) New Stage 9	Point	-1.6	
Loading Future (S Lot) New Stage 10	Point	-0.2	
Loading Future (S Lot) New Stage 11	Point	0.5	
Loading Future (S Lot) New Stage 12	Point	-3.4	
Loading Future (S Lot) New Stage 13	Point	-3.9	
Loading Future (S Lot) New Stage 5	Point	2.4	
Loading Future (S Lot) New Stage 6	Point	0.8	
Loading Future (S Lot) New Stage 7	Point	0.2	
Loading Future (S Lot) New Office 1	Point	-3.1	
Loading Future (S Lot) New Office 2	Point	-5.0	
Loading Future (S Lot) Stage 2	Point	6.7	
Receptor R15 Fl G Leq,d 29.2 dB(A)			
Loading Future (N Lot) Stage 23	Point	24.9	
Loading Future (N Lot) Stage 22	Point	5.4	
Loading Future (N Lot) Stage 21	Point	2.5	
Loading Future (N Lot) Support 2 Building	Point	16.9	
Loading Future (N Lot) Office	Point	23.4	
Loading Future (N Lot) Office	Point	2.0	
Loading Future (N Lot) Office	Point	5.8	
Loading Future (S Lot) Stage 2	Point	23.2	
Loading Future (S Lot) Stage 2	Point	8.0	
Loading Future (S Lot) Stage 2	Point	3.4	
Loading Future (S Lot) Stage 3	Point	6.9	
Loading Future (S Lot) Stage 3	Point	-0.5	
Loading Future (S Lot) Stage 3	Point	8.5	
Loading Future (S Lot) New Stage 1	Point	4.8	
Loading Future (S Lot) New Stage 3	Point	3.5	
Loading Future (S Lot) Stage 9	Point	2.7	
Loading Future (S Lot) Stage 9	Point	1.0	
Loading Future (S Lot) Stage 9	Point	4.2	
Loading Future (S Lot) Stage 10	Point	1.0	
Loading Future (S Lot) New Stage 2	Point	-1.6	
Loading Future (S Lot) New Stage 4	Point	0.8	
Loading Future (S Lot) New Stage 8	Point	-1.6	
Loading Future (S Lot) New Stage 9	Point	-2.0	

Radford Studio Center
Calculated Noise Levels - 03b Loading and Trash Collection - Future

Source	Source type	Leq,d dB(A)	
Loading Future (S Lot) New Stage 10	Point	-2.6	
Loading Future (S Lot) New Stage 11	Point	0.8	
Loading Future (S Lot) New Stage 12	Point	-5.8	
Loading Future (S Lot) New Stage 13	Point	-2.9	
Loading Future (S Lot) New Stage 5	Point	0.6	
Loading Future (S Lot) New Stage 6	Point	-0.3	
Loading Future (S Lot) New Stage 7	Point	-0.8	
Loading Future (S Lot) New Office 1	Point	-4.0	
Loading Future (S Lot) New Office 2	Point	-5.4	
Loading Future (S Lot) Stage 2	Point	3.4	

LEGEND

PROJECT PROPERTY LINE

EXISTING BASECAMP AREA

EXISTING BASECAMP AREA: 376,000 SQFT

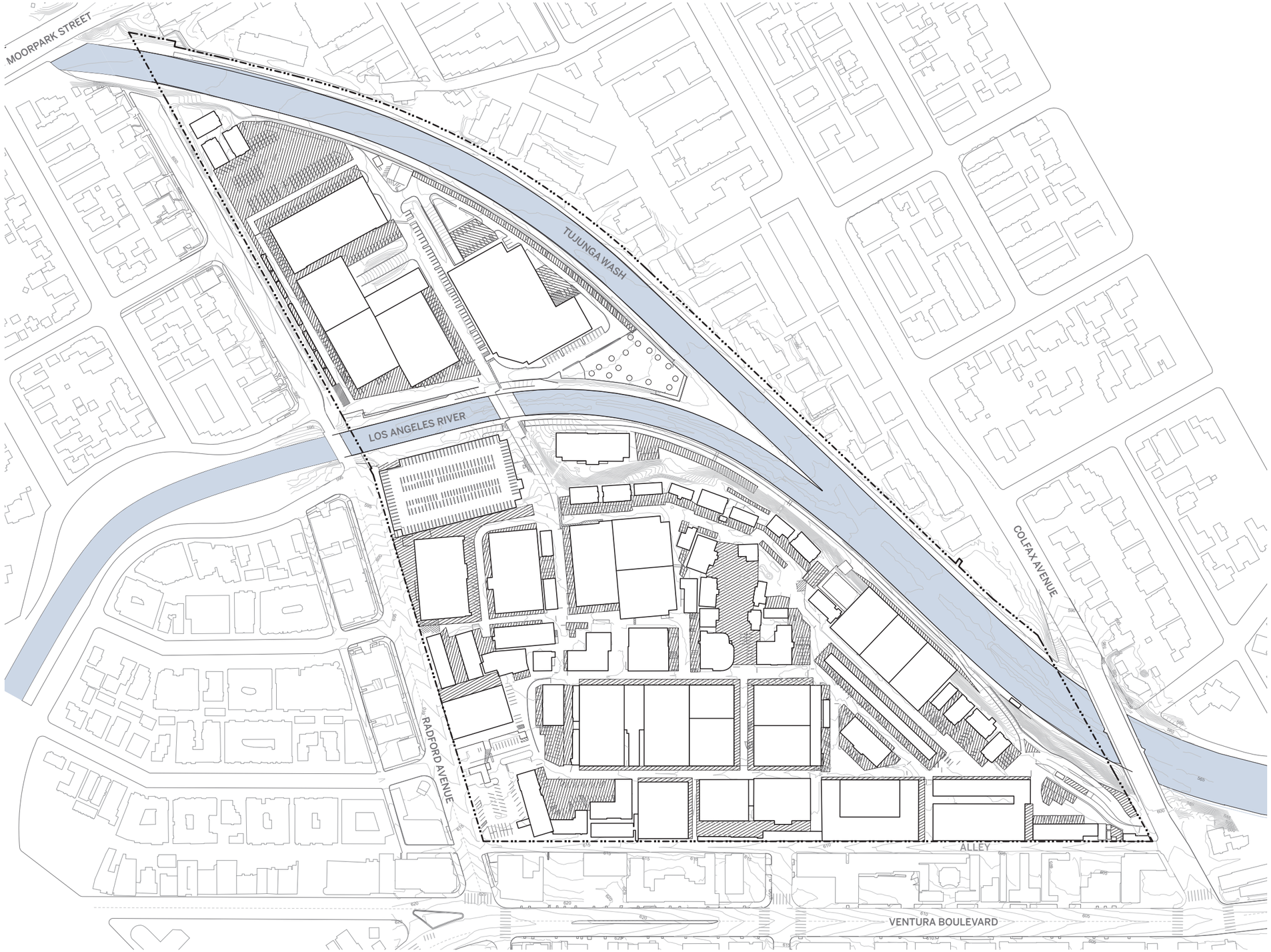

PROJECT ADDRESS
4200 Radford Avenue
Studio City, CA 91604

EXISTING BASECAMP AREAS
1" = 250'

0' 125' 250'

N

LEGEND

PROJECT PROPERTY LINE

EXISTING OUTDOOR PRODUCTION ACTIVITY AREAS

1,045,000 SQFT

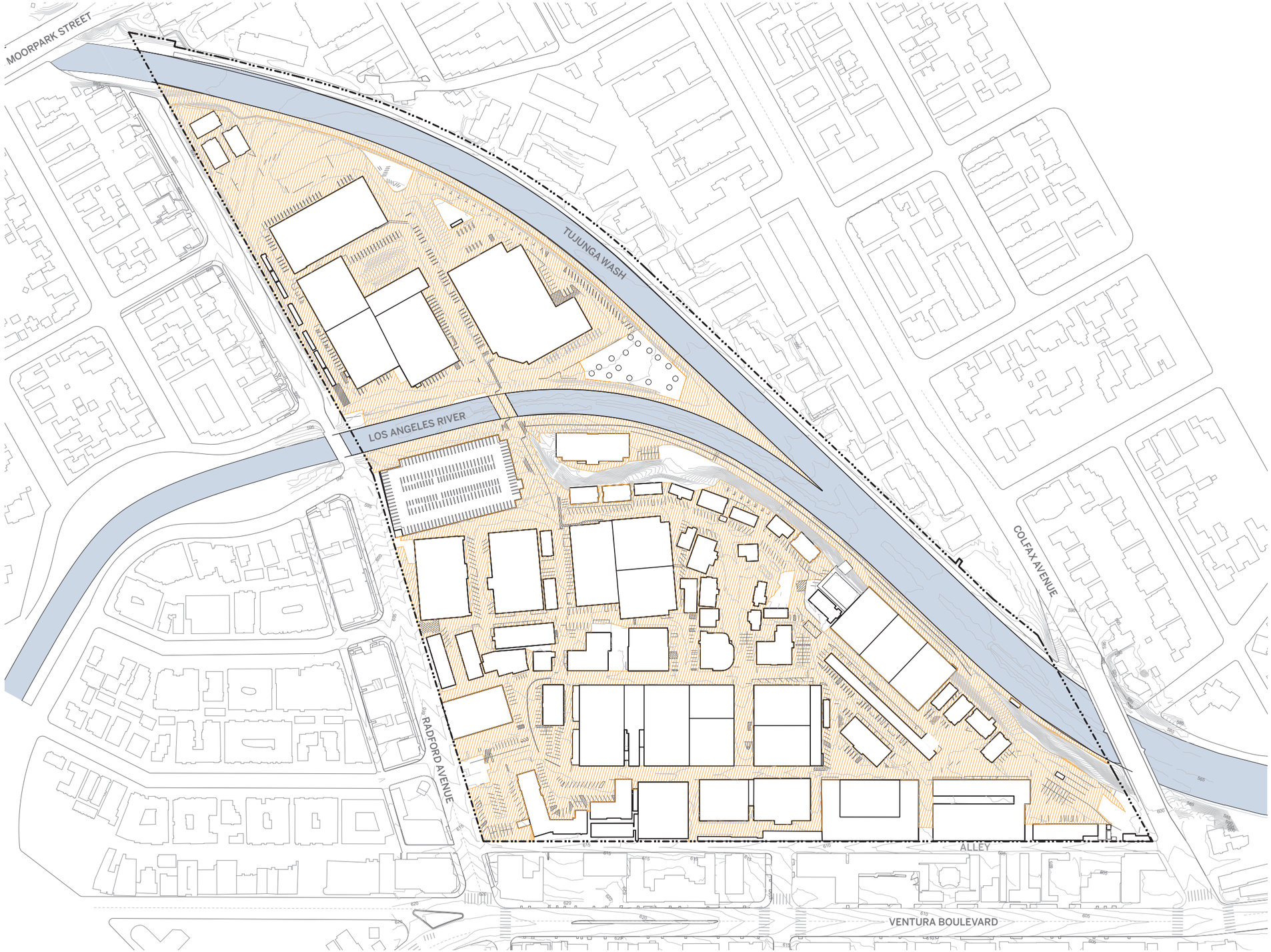

Radford STUDIO CENTER

PROJECT ADDRESS
4200 Radford Avenue
Studio City, CA 91604

EXISTING OUTDOOR PRODUCTION ACTIVITY AREAS
1" = 250'

0' 125' 250' N

LEGEND

- PROJECT PROPERTY LINE
- EXISTING BASECAMP AREA TO REMAIN
- PROPOSED UNCOVERED BASECAMP AREA
- PROPOSED COVERED BASECAMP AREA

PROPOSED BASECAMP AREA
UNCOVERED: 112,000 SQFT
COVERED: 44,000 SQFT

TOTAL: 156,000 SQFT

EXISTING BASECAMP AREA TO REMAIN
UNCOVERED: 85,000 SQFT

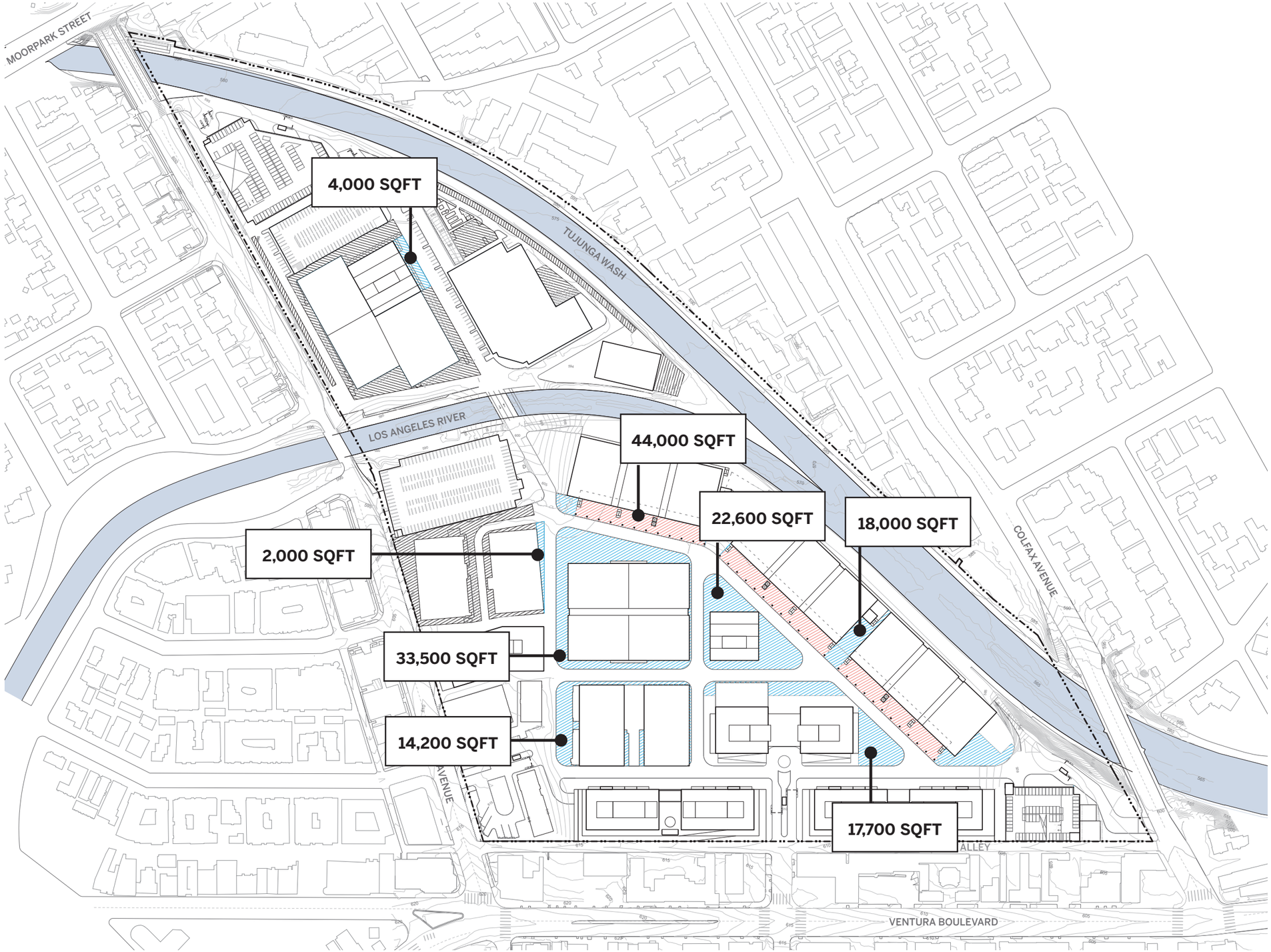

Radford STUDIO CENTER

PROJECT ADDRESS
4200 Radford Avenue
Studio City, CA 91604

PROPOSED BASECAMP AREAS AT PROJECT GRADE
1" = 250'

0' 125' 250' N

LEGEND

PROJECT PROPERTY LINE

PROPOSED OUTDOOR PRODUCTION ACTIVITY AREAS

840,000 SQFT

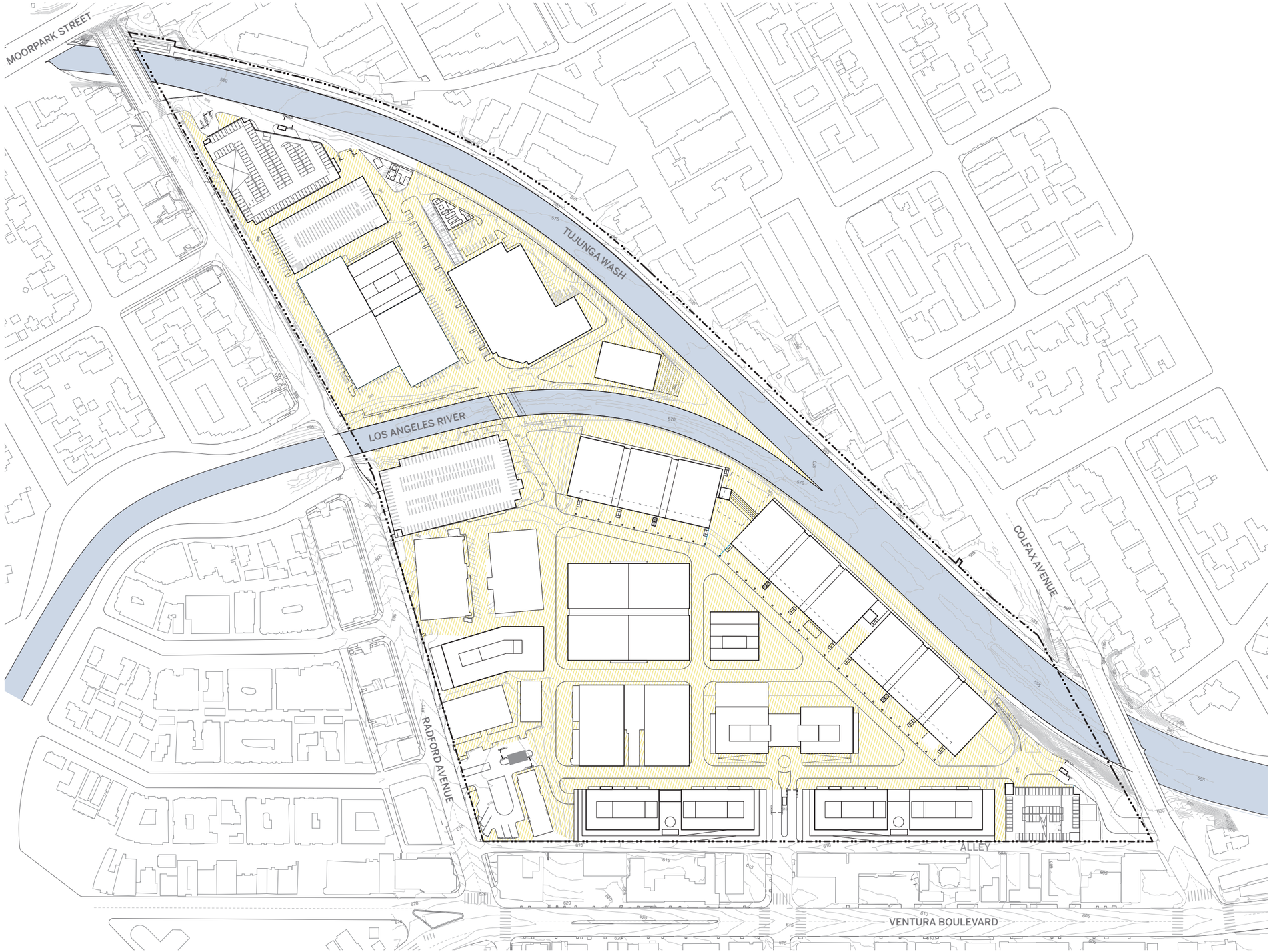

Radford STUDIO CENTER

PROJECT ADDRESS
4200 Radford Avenue
Studio City, CA 91604

PROPOSED OUTDOOR PRODUCTION ACTIVITY AREAS
1" = 250'

0' 125' 250' N

Radford Studio Center
Source Levels in dB(A) - 04a Outdoor Production/ Basecamp - Existing

Name	Source type	Lw dB(A)	
Basecamp Existing (N Lot)	Area	91.3	
Basecamp Existing (N Lot)	Area	94.7	
Basecamp Existing (N Lot)	Area	92.9	
Basecamp Existing (N Lot)	Area	101.8	
Basecamp Existing (N Lot)	Area	100.9	
Basecamp Existing (S Lot)	Area	92.3	
Basecamp Existing (S Lot)	Area	94.4	
Basecamp Existing (S Lot)	Area	85.6	
Basecamp Existing (S Lot)	Area	93.9	
Basecamp Existing (S Lot)	Area	96.1	
Basecamp Existing (S Lot)	Area	94.7	
Basecamp Existing (S Lot)	Area	95.5	
Basecamp Existing (S Lot)	Area	94.2	
Basecamp Existing (S Lot)	Area	82.2	
Basecamp Existing (S Lot)	Area	96.2	
Basecamp Existing (S Lot)	Area	85.6	
Basecamp Existing (S Lot)	Area	83.4	
Basecamp Existing (S Lot)	Area	86.6	
Basecamp Existing (S Lot)	Area	80.9	
Basecamp Existing (S Lot)	Area	85.3	
Basecamp Existing (S Lot)	Area	88.6	
Basecamp Existing (S Lot)	Area	88.6	
Basecamp Existing (S Lot)	Area	90.3	
Basecamp Existing (S Lot)	Area	98.5	
Basecamp Existing (S Lot)	Area	93.3	
Basecamp Existing (S Lot)	Area	83.1	
Basecamp Existing (S Lot)	Area	90.5	
Basecamp Existing (S Lot)	Area	84.4	
Basecamp Existing (S Lot)	Area	90.1	
Basecamp Existing (S Lot)	Area	82.7	
Basecamp Existing (S Lot)	Area	87.4	
Basecamp Existing (S Lot)	Area	94.2	
Basecamp Existing (S Lot)	Area	97.0	
Basecamp Existing (S Lot)	Area	89.6	
Basecamp Existing (S Lot)	Area	87.9	
Basecamp Existing (S Lot)	Area	83.2	
Basecamp Existing (S Lot)	Area	92.3	
Basecamp Existing (S Lot)	Area	94.1	
Basecamp Existing (S Lot)	Area	90.0	

Radford Studio Center
Source Levels in dB(A) - 04a Outdoor Production/ Basecamp - Existing

Name	Source type	Lw dB(A)	
Basecamp Existing (S Lot)	Area	85.9	
Basecamp Existing (S Lot)	Area	82.5	
Basecamp Existing (S Lot)	Area	87.4	
Basecamp Existing (S Lot)	Area	91.1	
Basecamp Existing (S Lot)	Area	97.8	
Basecamp Existing (S Lot)	Area	86.5	
Basecamp Existing (S Lot)	Area	92.8	
Outdoor Production - Existing (N Lot)	Area	102.9	
Outdoor Production - Existing (N Lot)	Area	98.8	
Outdoor Production - Existing (N Lot)	Area	101.3	
Outdoor Production - Existing (N Lot)	Area	99.4	
Outdoor Production - Existing (S Lot)	Area	96.5	
Outdoor Production - Existing (S Lot)	Area	97.2	
Outdoor Production - Existing (S Lot)	Area	95.3	
Outdoor Production - Existing (S Lot)	Area	99.9	
Outdoor Production - Existing (S Lot)	Area	98.1	
Outdoor Production - Existing (S Lot)	Area	87.6	
Outdoor Production - Existing (S Lot)	Area	94.9	
Outdoor Production - Existing (S Lot)	Area	93.0	
Outdoor Production - Existing (S Lot)	Area	100.7	
Outdoor Production - Existing (S Lot)	Area	96.8	
Outdoor Production - Existing (S Lot)	Area	99.9	
Outdoor Production - Existing (S Lot)	Area	95.8	
Outdoor Production - Existing (S Lot)	Area	92.1	
Outdoor Production - Existing (S Lot)	Area	96.0	
Outdoor Production - Existing (S Lot)	Area	97.5	

Radford Studio Center
Calculated Noise Levels - 04a Outdoor Production/ Basecamp - Existing

Source	Source type	Leq,d dB(A)
Receptor R01 Fl G Leq,d 58.4 dB(A)		
Basecamp Existing (N Lot)	Area	54.5
Basecamp Existing (N Lot)	Area	47.7
Basecamp Existing (N Lot)	Area	38.5
Basecamp Existing (N Lot)	Area	35.1
Basecamp Existing (N Lot)	Area	13.2
Basecamp Existing (S Lot)	Area	12.9
Basecamp Existing (S Lot)	Area	17.8
Basecamp Existing (S Lot)	Area	0.7
Basecamp Existing (S Lot)	Area	4.1
Basecamp Existing (S Lot)	Area	-2.7
Basecamp Existing (S Lot)	Area	3.0
Basecamp Existing (S Lot)	Area	-1.9
Basecamp Existing (S Lot)	Area	3.4
Basecamp Existing (S Lot)	Area	-3.7
Basecamp Existing (S Lot)	Area	2.6
Basecamp Existing (S Lot)	Area	5.3
Basecamp Existing (S Lot)	Area	3.5
Basecamp Existing (S Lot)	Area	34.0
Basecamp Existing (S Lot)	Area	24.9
Basecamp Existing (S Lot)	Area	8.9
Basecamp Existing (S Lot)	Area	12.2
Basecamp Existing (S Lot)	Area	17.7
Basecamp Existing (S Lot)	Area	9.4
Basecamp Existing (S Lot)	Area	2.9
Basecamp Existing (S Lot)	Area	2.8
Basecamp Existing (S Lot)	Area	-1.7
Basecamp Existing (S Lot)	Area	15.0
Basecamp Existing (S Lot)	Area	14.3
Basecamp Existing (S Lot)	Area	10.1
Basecamp Existing (S Lot)	Area	-6.9
Basecamp Existing (S Lot)	Area	11.9
Basecamp Existing (S Lot)	Area	10.4
Basecamp Existing (S Lot)	Area	4.1
Basecamp Existing (S Lot)	Area	-4.9
Basecamp Existing (S Lot)	Area	8.7
Basecamp Existing (S Lot)	Area	16.4
Basecamp Existing (S Lot)	Area	3.2
Basecamp Existing (S Lot)	Area	4.7
Basecamp Existing (S Lot)	Area	8.5
Basecamp Existing (S Lot)	Area	16.3
Basecamp Existing (S Lot)	Area	7.6

Radford Studio Center
Calculated Noise Levels - 04a Outdoor Production/ Basecamp - Existing

Source	Source type	Leq,d dB(A)	
Basecamp Existing (S Lot)	Area	3.8	
Basecamp Existing (S Lot)	Area	3.2	
Basecamp Existing (S Lot)	Area	7.0	
Basecamp Existing (S Lot)	Area	0.8	
Basecamp Existing (S Lot)	Area	1.6	
Outdoor Production - Existing (N Lot)	Area	54.2	
Outdoor Production - Existing (N Lot)	Area	43.7	
Outdoor Production - Existing (N Lot)	Area	45.7	
Outdoor Production - Existing (N Lot)	Area	17.0	
Outdoor Production - Existing (S Lot)	Area	30.6	
Outdoor Production - Existing (S Lot)	Area	12.7	
Outdoor Production - Existing (S Lot)	Area	15.7	
Outdoor Production - Existing (S Lot)	Area	16.3	
Outdoor Production - Existing (S Lot)	Area	15.4	
Outdoor Production - Existing (S Lot)	Area	10.6	
Outdoor Production - Existing (S Lot)	Area	3.1	
Outdoor Production - Existing (S Lot)	Area	7.4	
Outdoor Production - Existing (S Lot)	Area	12.3	
Outdoor Production - Existing (S Lot)	Area	14.9	
Outdoor Production - Existing (S Lot)	Area	15.1	
Outdoor Production - Existing (S Lot)	Area	18.5	
Outdoor Production - Existing (S Lot)	Area	16.6	
Outdoor Production - Existing (S Lot)	Area	26.6	
Outdoor Production - Existing (S Lot)	Area	27.2	
Receptor R02 Fl G Leq,d 43.1 dB(A)			
Basecamp Existing (N Lot)	Area	35.0	
Basecamp Existing (N Lot)	Area	37.2	
Basecamp Existing (N Lot)	Area	19.4	
Basecamp Existing (N Lot)	Area	25.7	
Basecamp Existing (N Lot)	Area	7.1	
Basecamp Existing (S Lot)	Area	11.4	
Basecamp Existing (S Lot)	Area	19.9	
Basecamp Existing (S Lot)	Area	-0.5	
Basecamp Existing (S Lot)	Area	3.5	
Basecamp Existing (S Lot)	Area	-5.6	
Basecamp Existing (S Lot)	Area	2.7	
Basecamp Existing (S Lot)	Area	-0.7	
Basecamp Existing (S Lot)	Area	3.0	
Basecamp Existing (S Lot)	Area	-4.8	
Basecamp Existing (S Lot)	Area	1.3	
Basecamp Existing (S Lot)	Area	3.1	
Basecamp Existing (S Lot)	Area	2.9	

Radford Studio Center
Calculated Noise Levels - 04a Outdoor Production/ Basecamp - Existing

Source	Source type	Leq,d dB(A)
Basecamp Existing (S Lot)	Area	24.3
Basecamp Existing (S Lot)	Area	16.6
Basecamp Existing (S Lot)	Area	7.9
Basecamp Existing (S Lot)	Area	12.8
Basecamp Existing (S Lot)	Area	17.7
Basecamp Existing (S Lot)	Area	8.1
Basecamp Existing (S Lot)	Area	2.2
Basecamp Existing (S Lot)	Area	0.9
Basecamp Existing (S Lot)	Area	0.2
Basecamp Existing (S Lot)	Area	13.1
Basecamp Existing (S Lot)	Area	13.4
Basecamp Existing (S Lot)	Area	9.8
Basecamp Existing (S Lot)	Area	-7.2
Basecamp Existing (S Lot)	Area	11.7
Basecamp Existing (S Lot)	Area	10.6
Basecamp Existing (S Lot)	Area	3.9
Basecamp Existing (S Lot)	Area	-5.7
Basecamp Existing (S Lot)	Area	8.3
Basecamp Existing (S Lot)	Area	13.8
Basecamp Existing (S Lot)	Area	2.8
Basecamp Existing (S Lot)	Area	5.1
Basecamp Existing (S Lot)	Area	7.9
Basecamp Existing (S Lot)	Area	15.0
Basecamp Existing (S Lot)	Area	5.9
Basecamp Existing (S Lot)	Area	-0.6
Basecamp Existing (S Lot)	Area	-4.2
Basecamp Existing (S Lot)	Area	5.8
Basecamp Existing (S Lot)	Area	-2.5
Basecamp Existing (S Lot)	Area	1.0
Outdoor Production - Existing (N Lot)	Area	37.6
Outdoor Production - Existing (N Lot)	Area	33.0
Outdoor Production - Existing (N Lot)	Area	33.8
Outdoor Production - Existing (N Lot)	Area	16.3
Outdoor Production - Existing (S Lot)	Area	25.4
Outdoor Production - Existing (S Lot)	Area	11.7
Outdoor Production - Existing (S Lot)	Area	15.5
Outdoor Production - Existing (S Lot)	Area	18.9
Outdoor Production - Existing (S Lot)	Area	14.3
Outdoor Production - Existing (S Lot)	Area	9.6
Outdoor Production - Existing (S Lot)	Area	2.9
Outdoor Production - Existing (S Lot)	Area	7.1
Outdoor Production - Existing (S Lot)	Area	11.0

Radford Studio Center
Calculated Noise Levels - 04a Outdoor Production/ Basecamp - Existing

Source	Source type	Leq,d dB(A)	
Outdoor Production - Existing (S Lot)	Area	13.9	
Outdoor Production - Existing (S Lot)	Area	14.6	
Outdoor Production - Existing (S Lot)	Area	18.8	
Outdoor Production - Existing (S Lot)	Area	16.3	
Outdoor Production - Existing (S Lot)	Area	13.0	
Outdoor Production - Existing (S Lot)	Area	19.3	
Receptor R03 Fl G Leq,d 54.9 dB(A)			
Basecamp Existing (N Lot)	Area	37.8	
Basecamp Existing (N Lot)	Area	41.2	
Basecamp Existing (N Lot)	Area	11.7	
Basecamp Existing (N Lot)	Area	16.1	
Basecamp Existing (N Lot)	Area	11.6	
Basecamp Existing (S Lot)	Area	18.9	
Basecamp Existing (S Lot)	Area	23.7	
Basecamp Existing (S Lot)	Area	7.9	
Basecamp Existing (S Lot)	Area	7.7	
Basecamp Existing (S Lot)	Area	0.4	
Basecamp Existing (S Lot)	Area	9.8	
Basecamp Existing (S Lot)	Area	4.3	
Basecamp Existing (S Lot)	Area	8.3	
Basecamp Existing (S Lot)	Area	0.1	
Basecamp Existing (S Lot)	Area	6.0	
Basecamp Existing (S Lot)	Area	9.7	
Basecamp Existing (S Lot)	Area	12.3	
Basecamp Existing (S Lot)	Area	49.4	
Basecamp Existing (S Lot)	Area	28.7	
Basecamp Existing (S Lot)	Area	19.0	
Basecamp Existing (S Lot)	Area	25.7	
Basecamp Existing (S Lot)	Area	48.3	
Basecamp Existing (S Lot)	Area	29.4	
Basecamp Existing (S Lot)	Area	20.2	
Basecamp Existing (S Lot)	Area	20.1	
Basecamp Existing (S Lot)	Area	25.6	
Basecamp Existing (S Lot)	Area	29.4	
Basecamp Existing (S Lot)	Area	25.5	
Basecamp Existing (S Lot)	Area	20.1	
Basecamp Existing (S Lot)	Area	7.7	
Basecamp Existing (S Lot)	Area	20.0	
Basecamp Existing (S Lot)	Area	15.8	
Basecamp Existing (S Lot)	Area	16.3	
Basecamp Existing (S Lot)	Area	6.3	
Basecamp Existing (S Lot)	Area	20.3	

Radford Studio Center
Calculated Noise Levels - 04a Outdoor Production/ Basecamp - Existing

Source	Source type	Leq,d dB(A)	
Basecamp Existing (S Lot)	Area	27.9	
Basecamp Existing (S Lot)	Area	16.6	
Basecamp Existing (S Lot)	Area	17.6	
Basecamp Existing (S Lot)	Area	18.8	
Basecamp Existing (S Lot)	Area	23.8	
Basecamp Existing (S Lot)	Area	14.5	
Basecamp Existing (S Lot)	Area	7.7	
Basecamp Existing (S Lot)	Area	8.7	
Basecamp Existing (S Lot)	Area	10.1	
Basecamp Existing (S Lot)	Area	8.0	
Basecamp Existing (S Lot)	Area	10.9	
Outdoor Production - Existing (N Lot)	Area	34.3	
Outdoor Production - Existing (N Lot)	Area	42.8	
Outdoor Production - Existing (N Lot)	Area	24.9	
Outdoor Production - Existing (N Lot)	Area	23.9	
Outdoor Production - Existing (S Lot)	Area	36.4	
Outdoor Production - Existing (S Lot)	Area	17.1	
Outdoor Production - Existing (S Lot)	Area	21.4	
Outdoor Production - Existing (S Lot)	Area	22.2	
Outdoor Production - Existing (S Lot)	Area	21.2	
Outdoor Production - Existing (S Lot)	Area	19.9	
Outdoor Production - Existing (S Lot)	Area	13.2	
Outdoor Production - Existing (S Lot)	Area	19.3	
Outdoor Production - Existing (S Lot)	Area	22.4	
Outdoor Production - Existing (S Lot)	Area	23.6	
Outdoor Production - Existing (S Lot)	Area	27.7	
Outdoor Production - Existing (S Lot)	Area	42.4	
Outdoor Production - Existing (S Lot)	Area	45.1	
Outdoor Production - Existing (S Lot)	Area	43.6	
Outdoor Production - Existing (S Lot)	Area	44.8	
Receptor R03 Fl F2 Leq,d 57.4 dB(A)			
Basecamp Existing (N Lot)	Area	38.6	
Basecamp Existing (N Lot)	Area	41.2	
Basecamp Existing (N Lot)	Area	11.8	
Basecamp Existing (N Lot)	Area	19.4	
Basecamp Existing (N Lot)	Area	11.4	
Basecamp Existing (S Lot)	Area	21.0	
Basecamp Existing (S Lot)	Area	25.6	
Basecamp Existing (S Lot)	Area	7.5	
Basecamp Existing (S Lot)	Area	16.0	
Basecamp Existing (S Lot)	Area	3.6	
Basecamp Existing (S Lot)	Area	13.1	

Radford Studio Center
Calculated Noise Levels - 04a Outdoor Production/ Basecamp - Existing

Source	Source type	Leq,d dB(A)
Basecamp Existing (S Lot)	Area	10.8
Basecamp Existing (S Lot)	Area	12.7
Basecamp Existing (S Lot)	Area	4.1
Basecamp Existing (S Lot)	Area	9.2
Basecamp Existing (S Lot)	Area	15.4
Basecamp Existing (S Lot)	Area	12.3
Basecamp Existing (S Lot)	Area	52.0
Basecamp Existing (S Lot)	Area	34.3
Basecamp Existing (S Lot)	Area	22.1
Basecamp Existing (S Lot)	Area	31.1
Basecamp Existing (S Lot)	Area	50.9
Basecamp Existing (S Lot)	Area	33.3
Basecamp Existing (S Lot)	Area	27.9
Basecamp Existing (S Lot)	Area	24.5
Basecamp Existing (S Lot)	Area	28.1
Basecamp Existing (S Lot)	Area	32.4
Basecamp Existing (S Lot)	Area	33.6
Basecamp Existing (S Lot)	Area	28.4
Basecamp Existing (S Lot)	Area	14.2
Basecamp Existing (S Lot)	Area	28.5
Basecamp Existing (S Lot)	Area	21.1
Basecamp Existing (S Lot)	Area	24.8
Basecamp Existing (S Lot)	Area	10.6
Basecamp Existing (S Lot)	Area	20.1
Basecamp Existing (S Lot)	Area	32.9
Basecamp Existing (S Lot)	Area	16.3
Basecamp Existing (S Lot)	Area	21.1
Basecamp Existing (S Lot)	Area	23.7
Basecamp Existing (S Lot)	Area	28.0
Basecamp Existing (S Lot)	Area	18.0
Basecamp Existing (S Lot)	Area	11.3
Basecamp Existing (S Lot)	Area	10.4
Basecamp Existing (S Lot)	Area	11.2
Basecamp Existing (S Lot)	Area	8.1
Basecamp Existing (S Lot)	Area	10.6
Outdoor Production - Existing (N Lot)	Area	35.4
Outdoor Production - Existing (N Lot)	Area	42.9
Outdoor Production - Existing (N Lot)	Area	27.5
Outdoor Production - Existing (N Lot)	Area	28.2
Outdoor Production - Existing (S Lot)	Area	37.2
Outdoor Production - Existing (S Lot)	Area	19.3
Outdoor Production - Existing (S Lot)	Area	26.3

Radford Studio Center
Calculated Noise Levels - 04a Outdoor Production/ Basecamp - Existing

Source	Source type	Leq,d dB(A)	
Outdoor Production - Existing (S Lot)	Area	22.8	
Outdoor Production - Existing (S Lot)	Area	28.3	
Outdoor Production - Existing (S Lot)	Area	29.3	
Outdoor Production - Existing (S Lot)	Area	12.7	
Outdoor Production - Existing (S Lot)	Area	18.9	
Outdoor Production - Existing (S Lot)	Area	23.1	
Outdoor Production - Existing (S Lot)	Area	32.4	
Outdoor Production - Existing (S Lot)	Area	35.0	
Outdoor Production - Existing (S Lot)	Area	44.6	
Outdoor Production - Existing (S Lot)	Area	47.7	
Outdoor Production - Existing (S Lot)	Area	46.3	
Outdoor Production - Existing (S Lot)	Area	47.8	
Receptor R04 Fl G Leq,d 40.0 dB(A)			
Basecamp Existing (N Lot)	Area	15.7	
Basecamp Existing (N Lot)	Area	17.9	
Basecamp Existing (N Lot)	Area	6.1	
Basecamp Existing (N Lot)	Area	8.0	
Basecamp Existing (N Lot)	Area	4.5	
Basecamp Existing (S Lot)	Area	8.2	
Basecamp Existing (S Lot)	Area	13.3	
Basecamp Existing (S Lot)	Area	2.0	
Basecamp Existing (S Lot)	Area	5.7	
Basecamp Existing (S Lot)	Area	-3.4	
Basecamp Existing (S Lot)	Area	5.3	
Basecamp Existing (S Lot)	Area	4.4	
Basecamp Existing (S Lot)	Area	5.6	
Basecamp Existing (S Lot)	Area	-3.4	
Basecamp Existing (S Lot)	Area	6.6	
Basecamp Existing (S Lot)	Area	17.5	
Basecamp Existing (S Lot)	Area	18.7	
Basecamp Existing (S Lot)	Area	20.6	
Basecamp Existing (S Lot)	Area	15.3	
Basecamp Existing (S Lot)	Area	7.7	
Basecamp Existing (S Lot)	Area	13.7	
Basecamp Existing (S Lot)	Area	18.7	
Basecamp Existing (S Lot)	Area	14.4	
Basecamp Existing (S Lot)	Area	6.6	
Basecamp Existing (S Lot)	Area	5.9	
Basecamp Existing (S Lot)	Area	7.0	
Basecamp Existing (S Lot)	Area	31.9	
Basecamp Existing (S Lot)	Area	25.9	
Basecamp Existing (S Lot)	Area	21.1	

Radford Studio Center
Calculated Noise Levels - 04a Outdoor Production/ Basecamp - Existing

Source	Source type	Leq,d dB(A)	
Basecamp Existing (S Lot)	Area	-0.8	
Basecamp Existing (S Lot)	Area	13.2	
Basecamp Existing (S Lot)	Area	10.9	
Basecamp Existing (S Lot)	Area	14.7	
Basecamp Existing (S Lot)	Area	-1.2	
Basecamp Existing (S Lot)	Area	12.9	
Basecamp Existing (S Lot)	Area	25.0	
Basecamp Existing (S Lot)	Area	15.6	
Basecamp Existing (S Lot)	Area	7.3	
Basecamp Existing (S Lot)	Area	8.8	
Basecamp Existing (S Lot)	Area	15.2	
Basecamp Existing (S Lot)	Area	7.9	
Basecamp Existing (S Lot)	Area	-0.6	
Basecamp Existing (S Lot)	Area	-0.2	
Basecamp Existing (S Lot)	Area	0.2	
Basecamp Existing (S Lot)	Area	-1.7	
Basecamp Existing (S Lot)	Area	2.1	
Outdoor Production - Existing (N Lot)	Area	14.4	
Outdoor Production - Existing (N Lot)	Area	17.5	
Outdoor Production - Existing (N Lot)	Area	17.4	
Outdoor Production - Existing (N Lot)	Area	13.6	
Outdoor Production - Existing (S Lot)	Area	17.3	
Outdoor Production - Existing (S Lot)	Area	9.7	
Outdoor Production - Existing (S Lot)	Area	23.6	
Outdoor Production - Existing (S Lot)	Area	11.5	
Outdoor Production - Existing (S Lot)	Area	12.0	
Outdoor Production - Existing (S Lot)	Area	19.7	
Outdoor Production - Existing (S Lot)	Area	19.7	
Outdoor Production - Existing (S Lot)	Area	12.6	
Outdoor Production - Existing (S Lot)	Area	25.8	
Outdoor Production - Existing (S Lot)	Area	13.4	
Outdoor Production - Existing (S Lot)	Area	16.0	
Outdoor Production - Existing (S Lot)	Area	37.3	
Outdoor Production - Existing (S Lot)	Area	22.1	
Outdoor Production - Existing (S Lot)	Area	11.4	
Outdoor Production - Existing (S Lot)	Area	21.1	
Receptor R05 Fl G Leq,d 38.9 dB(A)			
Basecamp Existing (N Lot)	Area	17.7	
Basecamp Existing (N Lot)	Area	19.4	
Basecamp Existing (N Lot)	Area	6.0	
Basecamp Existing (N Lot)	Area	13.3	
Basecamp Existing (N Lot)	Area	5.2	

Radford Studio Center
Calculated Noise Levels - 04a Outdoor Production/ Basecamp - Existing

Source	Source type	Leq,d dB(A)	
Basecamp Existing (S Lot)	Area	14.1	
Basecamp Existing (S Lot)	Area	20.5	
Basecamp Existing (S Lot)	Area	9.7	
Basecamp Existing (S Lot)	Area	4.5	
Basecamp Existing (S Lot)	Area	2.0	
Basecamp Existing (S Lot)	Area	11.3	
Basecamp Existing (S Lot)	Area	3.7	
Basecamp Existing (S Lot)	Area	10.6	
Basecamp Existing (S Lot)	Area	6.2	
Basecamp Existing (S Lot)	Area	9.4	
Basecamp Existing (S Lot)	Area	9.3	
Basecamp Existing (S Lot)	Area	16.6	
Basecamp Existing (S Lot)	Area	17.9	
Basecamp Existing (S Lot)	Area	14.8	
Basecamp Existing (S Lot)	Area	12.7	
Basecamp Existing (S Lot)	Area	16.6	
Basecamp Existing (S Lot)	Area	17.4	
Basecamp Existing (S Lot)	Area	13.8	
Basecamp Existing (S Lot)	Area	10.1	
Basecamp Existing (S Lot)	Area	5.2	
Basecamp Existing (S Lot)	Area	13.5	
Basecamp Existing (S Lot)	Area	21.8	
Basecamp Existing (S Lot)	Area	23.1	
Basecamp Existing (S Lot)	Area	23.0	
Basecamp Existing (S Lot)	Area	13.6	
Basecamp Existing (S Lot)	Area	24.9	
Basecamp Existing (S Lot)	Area	18.5	
Basecamp Existing (S Lot)	Area	21.6	
Basecamp Existing (S Lot)	Area	16.6	
Basecamp Existing (S Lot)	Area	26.9	
Basecamp Existing (S Lot)	Area	24.5	
Basecamp Existing (S Lot)	Area	22.8	
Basecamp Existing (S Lot)	Area	13.7	
Basecamp Existing (S Lot)	Area	13.2	
Basecamp Existing (S Lot)	Area	26.2	
Basecamp Existing (S Lot)	Area	17.8	
Basecamp Existing (S Lot)	Area	9.6	
Basecamp Existing (S Lot)	Area	1.4	
Basecamp Existing (S Lot)	Area	6.6	
Basecamp Existing (S Lot)	Area	0.8	
Basecamp Existing (S Lot)	Area	8.5	
Outdoor Production - Existing (N Lot)	Area	18.0	

Radford Studio Center
Calculated Noise Levels - 04a Outdoor Production/ Basecamp - Existing

Source	Source type	Leq,d dB(A)	
Outdoor Production - Existing (N Lot)	Area	18.4	
Outdoor Production - Existing (N Lot)	Area	23.2	
Outdoor Production - Existing (N Lot)	Area	22.0	
Outdoor Production - Existing (S Lot)	Area	19.6	
Outdoor Production - Existing (S Lot)	Area	16.9	
Outdoor Production - Existing (S Lot)	Area	24.9	
Outdoor Production - Existing (S Lot)	Area	18.5	
Outdoor Production - Existing (S Lot)	Area	21.6	
Outdoor Production - Existing (S Lot)	Area	25.0	
Outdoor Production - Existing (S Lot)	Area	21.3	
Outdoor Production - Existing (S Lot)	Area	26.8	
Outdoor Production - Existing (S Lot)	Area	24.7	
Outdoor Production - Existing (S Lot)	Area	24.3	
Outdoor Production - Existing (S Lot)	Area	21.7	
Outdoor Production - Existing (S Lot)	Area	31.2	
Outdoor Production - Existing (S Lot)	Area	21.2	
Outdoor Production - Existing (S Lot)	Area	3.8	
Outdoor Production - Existing (S Lot)	Area	21.8	
Receptor R05 Fl F2 Leq,d 43.9 dB(A)			
Basecamp Existing (N Lot)	Area	21.9	
Basecamp Existing (N Lot)	Area	24.9	
Basecamp Existing (N Lot)	Area	6.0	
Basecamp Existing (N Lot)	Area	18.4	
Basecamp Existing (N Lot)	Area	5.3	
Basecamp Existing (S Lot)	Area	17.4	
Basecamp Existing (S Lot)	Area	24.6	
Basecamp Existing (S Lot)	Area	7.9	
Basecamp Existing (S Lot)	Area	6.7	
Basecamp Existing (S Lot)	Area	4.0	
Basecamp Existing (S Lot)	Area	11.5	
Basecamp Existing (S Lot)	Area	4.0	
Basecamp Existing (S Lot)	Area	12.3	
Basecamp Existing (S Lot)	Area	6.6	
Basecamp Existing (S Lot)	Area	11.4	
Basecamp Existing (S Lot)	Area	9.2	
Basecamp Existing (S Lot)	Area	17.3	
Basecamp Existing (S Lot)	Area	21.5	
Basecamp Existing (S Lot)	Area	18.0	
Basecamp Existing (S Lot)	Area	16.4	
Basecamp Existing (S Lot)	Area	19.0	
Basecamp Existing (S Lot)	Area	22.6	
Basecamp Existing (S Lot)	Area	16.5	

Radford Studio Center
Calculated Noise Levels - 04a Outdoor Production/ Basecamp - Existing

Source	Source type	Leq,d dB(A)	
Basecamp Existing (S Lot)	Area	12.9	
Basecamp Existing (S Lot)	Area	7.8	
Basecamp Existing (S Lot)	Area	20.7	
Basecamp Existing (S Lot)	Area	28.9	
Basecamp Existing (S Lot)	Area	27.9	
Basecamp Existing (S Lot)	Area	27.2	
Basecamp Existing (S Lot)	Area	20.2	
Basecamp Existing (S Lot)	Area	27.9	
Basecamp Existing (S Lot)	Area	19.9	
Basecamp Existing (S Lot)	Area	24.7	
Basecamp Existing (S Lot)	Area	17.1	
Basecamp Existing (S Lot)	Area	32.4	
Basecamp Existing (S Lot)	Area	30.0	
Basecamp Existing (S Lot)	Area	30.3	
Basecamp Existing (S Lot)	Area	16.8	
Basecamp Existing (S Lot)	Area	14.8	
Basecamp Existing (S Lot)	Area	31.5	
Basecamp Existing (S Lot)	Area	19.9	
Basecamp Existing (S Lot)	Area	12.8	
Basecamp Existing (S Lot)	Area	2.9	
Basecamp Existing (S Lot)	Area	9.8	
Basecamp Existing (S Lot)	Area	2.3	
Basecamp Existing (S Lot)	Area	10.8	
Outdoor Production - Existing (N Lot)	Area	22.9	
Outdoor Production - Existing (N Lot)	Area	22.8	
Outdoor Production - Existing (N Lot)	Area	29.2	
Outdoor Production - Existing (N Lot)	Area	27.4	
Outdoor Production - Existing (S Lot)	Area	22.6	
Outdoor Production - Existing (S Lot)	Area	18.0	
Outdoor Production - Existing (S Lot)	Area	27.5	
Outdoor Production - Existing (S Lot)	Area	23.7	
Outdoor Production - Existing (S Lot)	Area	24.7	
Outdoor Production - Existing (S Lot)	Area	28.0	
Outdoor Production - Existing (S Lot)	Area	24.9	
Outdoor Production - Existing (S Lot)	Area	32.7	
Outdoor Production - Existing (S Lot)	Area	29.9	
Outdoor Production - Existing (S Lot)	Area	29.2	
Outdoor Production - Existing (S Lot)	Area	23.7	
Outdoor Production - Existing (S Lot)	Area	37.1	
Outdoor Production - Existing (S Lot)	Area	28.7	
Outdoor Production - Existing (S Lot)	Area	5.4	
Outdoor Production - Existing (S Lot)	Area	25.2	

Radford Studio Center
Calculated Noise Levels - 04a Outdoor Production/ Basecamp - Existing

Source	Source type	Leq,d dB(A)	
Receptor R06 Fl G Leq,d 30.8 dB(A)			
Basecamp Existing (N Lot)	Area	11.5	
Basecamp Existing (N Lot)	Area	11.5	
Basecamp Existing (N Lot)	Area	0.6	
Basecamp Existing (N Lot)	Area	3.0	
Basecamp Existing (N Lot)	Area	-0.3	
Basecamp Existing (S Lot)	Area	5.1	
Basecamp Existing (S Lot)	Area	10.5	
Basecamp Existing (S Lot)	Area	4.4	
Basecamp Existing (S Lot)	Area	6.0	
Basecamp Existing (S Lot)	Area	5.3	
Basecamp Existing (S Lot)	Area	9.2	
Basecamp Existing (S Lot)	Area	3.1	
Basecamp Existing (S Lot)	Area	9.3	
Basecamp Existing (S Lot)	Area	1.5	
Basecamp Existing (S Lot)	Area	7.4	
Basecamp Existing (S Lot)	Area	3.4	
Basecamp Existing (S Lot)	Area	11.1	
Basecamp Existing (S Lot)	Area	11.9	
Basecamp Existing (S Lot)	Area	7.5	
Basecamp Existing (S Lot)	Area	5.7	
Basecamp Existing (S Lot)	Area	8.8	
Basecamp Existing (S Lot)	Area	13.5	
Basecamp Existing (S Lot)	Area	6.4	
Basecamp Existing (S Lot)	Area	4.2	
Basecamp Existing (S Lot)	Area	-2.1	
Basecamp Existing (S Lot)	Area	7.5	
Basecamp Existing (S Lot)	Area	16.4	
Basecamp Existing (S Lot)	Area	14.1	
Basecamp Existing (S Lot)	Area	12.6	
Basecamp Existing (S Lot)	Area	2.2	
Basecamp Existing (S Lot)	Area	15.5	
Basecamp Existing (S Lot)	Area	16.3	
Basecamp Existing (S Lot)	Area	10.9	
Basecamp Existing (S Lot)	Area	6.4	
Basecamp Existing (S Lot)	Area	16.7	
Basecamp Existing (S Lot)	Area	18.6	
Basecamp Existing (S Lot)	Area	10.2	
Basecamp Existing (S Lot)	Area	5.0	
Basecamp Existing (S Lot)	Area	5.3	
Basecamp Existing (S Lot)	Area	12.7	
Basecamp Existing (S Lot)	Area	10.6	

Radford Studio Center
Calculated Noise Levels - 04a Outdoor Production/ Basecamp - Existing

Source	Source type	Leq,d dB(A)	
Basecamp Existing (S Lot)	Area	-1.8	
Basecamp Existing (S Lot)	Area	-4.6	
Basecamp Existing (S Lot)	Area	-1.5	
Basecamp Existing (S Lot)	Area	-7.1	
Basecamp Existing (S Lot)	Area	0.1	
Outdoor Production - Existing (N Lot)	Area	10.7	
Outdoor Production - Existing (N Lot)	Area	11.8	
Outdoor Production - Existing (N Lot)	Area	11.3	
Outdoor Production - Existing (N Lot)	Area	9.8	
Outdoor Production - Existing (S Lot)	Area	11.4	
Outdoor Production - Existing (S Lot)	Area	11.7	
Outdoor Production - Existing (S Lot)	Area	20.2	
Outdoor Production - Existing (S Lot)	Area	8.5	
Outdoor Production - Existing (S Lot)	Area	12.9	
Outdoor Production - Existing (S Lot)	Area	15.7	
Outdoor Production - Existing (S Lot)	Area	11.3	
Outdoor Production - Existing (S Lot)	Area	15.4	
Outdoor Production - Existing (S Lot)	Area	15.0	
Outdoor Production - Existing (S Lot)	Area	12.2	
Outdoor Production - Existing (S Lot)	Area	13.5	
Outdoor Production - Existing (S Lot)	Area	24.0	
Outdoor Production - Existing (S Lot)	Area	16.0	
Outdoor Production - Existing (S Lot)	Area	1.1	
Outdoor Production - Existing (S Lot)	Area	14.9	
Receptor R07 Fl G Leq,d 43.4 dB(A)			
Basecamp Existing (N Lot)	Area	19.4	
Basecamp Existing (N Lot)	Area	24.7	
Basecamp Existing (N Lot)	Area	5.4	
Basecamp Existing (N Lot)	Area	20.5	
Basecamp Existing (N Lot)	Area	12.5	
Basecamp Existing (S Lot)	Area	21.5	
Basecamp Existing (S Lot)	Area	24.9	
Basecamp Existing (S Lot)	Area	17.5	
Basecamp Existing (S Lot)	Area	28.0	
Basecamp Existing (S Lot)	Area	21.4	
Basecamp Existing (S Lot)	Area	25.7	
Basecamp Existing (S Lot)	Area	22.2	
Basecamp Existing (S Lot)	Area	30.0	
Basecamp Existing (S Lot)	Area	21.2	
Basecamp Existing (S Lot)	Area	24.1	
Basecamp Existing (S Lot)	Area	20.3	
Basecamp Existing (S Lot)	Area	26.8	

Radford Studio Center
Calculated Noise Levels - 04a Outdoor Production/ Basecamp - Existing

Source	Source type	Leq,d dB(A)
Basecamp Existing (S Lot)	Area	17.7
Basecamp Existing (S Lot)	Area	15.9
Basecamp Existing (S Lot)	Area	5.7
Basecamp Existing (S Lot)	Area	15.3
Basecamp Existing (S Lot)	Area	17.2
Basecamp Existing (S Lot)	Area	12.9
Basecamp Existing (S Lot)	Area	8.7
Basecamp Existing (S Lot)	Area	-1.5
Basecamp Existing (S Lot)	Area	8.4
Basecamp Existing (S Lot)	Area	20.8
Basecamp Existing (S Lot)	Area	17.8
Basecamp Existing (S Lot)	Area	21.2
Basecamp Existing (S Lot)	Area	17.4
Basecamp Existing (S Lot)	Area	30.6
Basecamp Existing (S Lot)	Area	30.7
Basecamp Existing (S Lot)	Area	22.5
Basecamp Existing (S Lot)	Area	21.1
Basecamp Existing (S Lot)	Area	23.8
Basecamp Existing (S Lot)	Area	20.2
Basecamp Existing (S Lot)	Area	16.1
Basecamp Existing (S Lot)	Area	11.9
Basecamp Existing (S Lot)	Area	12.1
Basecamp Existing (S Lot)	Area	27.8
Basecamp Existing (S Lot)	Area	27.3
Basecamp Existing (S Lot)	Area	15.8
Basecamp Existing (S Lot)	Area	10.3
Basecamp Existing (S Lot)	Area	8.8
Basecamp Existing (S Lot)	Area	4.7
Basecamp Existing (S Lot)	Area	10.1
Outdoor Production - Existing (N Lot)	Area	20.2
Outdoor Production - Existing (N Lot)	Area	22.0
Outdoor Production - Existing (N Lot)	Area	26.6
Outdoor Production - Existing (N Lot)	Area	28.7
Outdoor Production - Existing (S Lot)	Area	22.0
Outdoor Production - Existing (S Lot)	Area	29.7
Outdoor Production - Existing (S Lot)	Area	37.9
Outdoor Production - Existing (S Lot)	Area	22.1
Outdoor Production - Existing (S Lot)	Area	29.4
Outdoor Production - Existing (S Lot)	Area	31.0
Outdoor Production - Existing (S Lot)	Area	22.0
Outdoor Production - Existing (S Lot)	Area	22.5
Outdoor Production - Existing (S Lot)	Area	20.4

Radford Studio Center
Calculated Noise Levels - 04a Outdoor Production/ Basecamp - Existing

Source	Source type	Leq,d dB(A)	
Outdoor Production - Existing (S Lot)	Area	25.3	
Outdoor Production - Existing (S Lot)	Area	18.6	
Outdoor Production - Existing (S Lot)	Area	27.2	
Outdoor Production - Existing (S Lot)	Area	17.0	
Outdoor Production - Existing (S Lot)	Area	6.3	
Outdoor Production - Existing (S Lot)	Area	20.8	
Receptor R08 Fl G Leq,d 50.7 dB(A)			
Basecamp Existing (N Lot)	Area	13.5	
Basecamp Existing (N Lot)	Area	16.9	
Basecamp Existing (N Lot)	Area	4.2	
Basecamp Existing (N Lot)	Area	9.6	
Basecamp Existing (N Lot)	Area	4.3	
Basecamp Existing (S Lot)	Area	14.2	
Basecamp Existing (S Lot)	Area	18.8	
Basecamp Existing (S Lot)	Area	13.7	
Basecamp Existing (S Lot)	Area	25.6	
Basecamp Existing (S Lot)	Area	32.2	
Basecamp Existing (S Lot)	Area	49.1	
Basecamp Existing (S Lot)	Area	31.4	
Basecamp Existing (S Lot)	Area	39.0	
Basecamp Existing (S Lot)	Area	19.9	
Basecamp Existing (S Lot)	Area	22.9	
Basecamp Existing (S Lot)	Area	21.1	
Basecamp Existing (S Lot)	Area	28.8	
Basecamp Existing (S Lot)	Area	12.5	
Basecamp Existing (S Lot)	Area	9.3	
Basecamp Existing (S Lot)	Area	3.9	
Basecamp Existing (S Lot)	Area	10.8	
Basecamp Existing (S Lot)	Area	10.5	
Basecamp Existing (S Lot)	Area	7.7	
Basecamp Existing (S Lot)	Area	4.2	
Basecamp Existing (S Lot)	Area	-0.4	
Basecamp Existing (S Lot)	Area	1.9	
Basecamp Existing (S Lot)	Area	11.7	
Basecamp Existing (S Lot)	Area	17.1	
Basecamp Existing (S Lot)	Area	18.9	
Basecamp Existing (S Lot)	Area	13.3	
Basecamp Existing (S Lot)	Area	27.6	
Basecamp Existing (S Lot)	Area	27.9	
Basecamp Existing (S Lot)	Area	21.6	
Basecamp Existing (S Lot)	Area	18.9	
Basecamp Existing (S Lot)	Area	18.1	

Radford Studio Center
Calculated Noise Levels - 04a Outdoor Production/ Basecamp - Existing

Source	Source type	Leq,d dB(A)	
Basecamp Existing (S Lot)	Area	14.8	
Basecamp Existing (S Lot)	Area	11.3	
Basecamp Existing (S Lot)	Area	9.1	
Basecamp Existing (S Lot)	Area	11.0	
Basecamp Existing (S Lot)	Area	22.9	
Basecamp Existing (S Lot)	Area	21.8	
Basecamp Existing (S Lot)	Area	9.1	
Basecamp Existing (S Lot)	Area	4.7	
Basecamp Existing (S Lot)	Area	4.8	
Basecamp Existing (S Lot)	Area	2.3	
Basecamp Existing (S Lot)	Area	8.4	
Outdoor Production - Existing (N Lot)	Area	12.9	
Outdoor Production - Existing (N Lot)	Area	15.2	
Outdoor Production - Existing (N Lot)	Area	17.5	
Outdoor Production - Existing (N Lot)	Area	19.2	
Outdoor Production - Existing (S Lot)	Area	16.7	
Outdoor Production - Existing (S Lot)	Area	27.1	
Outdoor Production - Existing (S Lot)	Area	43.2	
Outdoor Production - Existing (S Lot)	Area	16.5	
Outdoor Production - Existing (S Lot)	Area	23.9	
Outdoor Production - Existing (S Lot)	Area	28.9	
Outdoor Production - Existing (S Lot)	Area	19.7	
Outdoor Production - Existing (S Lot)	Area	17.9	
Outdoor Production - Existing (S Lot)	Area	18.3	
Outdoor Production - Existing (S Lot)	Area	21.1	
Outdoor Production - Existing (S Lot)	Area	17.0	
Outdoor Production - Existing (S Lot)	Area	21.5	
Outdoor Production - Existing (S Lot)	Area	11.7	
Outdoor Production - Existing (S Lot)	Area	0.7	
Outdoor Production - Existing (S Lot)	Area	15.6	
Receptor R09 Fl G Leq,d 52.0 dB(A)			
Basecamp Existing (N Lot)	Area	19.6	
Basecamp Existing (N Lot)	Area	29.2	
Basecamp Existing (N Lot)	Area	6.4	
Basecamp Existing (N Lot)	Area	26.6	
Basecamp Existing (N Lot)	Area	20.6	
Basecamp Existing (S Lot)	Area	32.5	
Basecamp Existing (S Lot)	Area	30.0	
Basecamp Existing (S Lot)	Area	36.2	
Basecamp Existing (S Lot)	Area	36.6	
Basecamp Existing (S Lot)	Area	30.3	
Basecamp Existing (S Lot)	Area	38.9	

Radford Studio Center
Calculated Noise Levels - 04a Outdoor Production/ Basecamp - Existing

Source	Source type	Leq,d dB(A)
Basecamp Existing (S Lot)	Area	33.7
Basecamp Existing (S Lot)	Area	39.2
Basecamp Existing (S Lot)	Area	32.1
Basecamp Existing (S Lot)	Area	37.0
Basecamp Existing (S Lot)	Area	34.8
Basecamp Existing (S Lot)	Area	29.5
Basecamp Existing (S Lot)	Area	15.8
Basecamp Existing (S Lot)	Area	15.0
Basecamp Existing (S Lot)	Area	7.3
Basecamp Existing (S Lot)	Area	13.3
Basecamp Existing (S Lot)	Area	16.4
Basecamp Existing (S Lot)	Area	10.0
Basecamp Existing (S Lot)	Area	8.9
Basecamp Existing (S Lot)	Area	2.7
Basecamp Existing (S Lot)	Area	11.2
Basecamp Existing (S Lot)	Area	10.5
Basecamp Existing (S Lot)	Area	20.6
Basecamp Existing (S Lot)	Area	24.5
Basecamp Existing (S Lot)	Area	11.2
Basecamp Existing (S Lot)	Area	35.1
Basecamp Existing (S Lot)	Area	38.6
Basecamp Existing (S Lot)	Area	27.5
Basecamp Existing (S Lot)	Area	21.0
Basecamp Existing (S Lot)	Area	16.1
Basecamp Existing (S Lot)	Area	15.3
Basecamp Existing (S Lot)	Area	8.2
Basecamp Existing (S Lot)	Area	14.8
Basecamp Existing (S Lot)	Area	15.3
Basecamp Existing (S Lot)	Area	26.2
Basecamp Existing (S Lot)	Area	20.6
Basecamp Existing (S Lot)	Area	14.0
Basecamp Existing (S Lot)	Area	8.7
Basecamp Existing (S Lot)	Area	24.4
Basecamp Existing (S Lot)	Area	7.3
Basecamp Existing (S Lot)	Area	9.5
Outdoor Production - Existing (N Lot)	Area	20.1
Outdoor Production - Existing (N Lot)	Area	28.1
Outdoor Production - Existing (N Lot)	Area	31.9
Outdoor Production - Existing (N Lot)	Area	34.5
Outdoor Production - Existing (S Lot)	Area	30.9
Outdoor Production - Existing (S Lot)	Area	43.5
Outdoor Production - Existing (S Lot)	Area	48.5

Radford Studio Center
Calculated Noise Levels - 04a Outdoor Production/ Basecamp - Existing

Source	Source type	Leq,d dB(A)	
Outdoor Production - Existing (S Lot)	Area	27.1	
Outdoor Production - Existing (S Lot)	Area	29.1	
Outdoor Production - Existing (S Lot)	Area	32.2	
Outdoor Production - Existing (S Lot)	Area	26.9	
Outdoor Production - Existing (S Lot)	Area	16.1	
Outdoor Production - Existing (S Lot)	Area	20.7	
Outdoor Production - Existing (S Lot)	Area	24.6	
Outdoor Production - Existing (S Lot)	Area	22.5	
Outdoor Production - Existing (S Lot)	Area	17.2	
Outdoor Production - Existing (S Lot)	Area	18.4	
Outdoor Production - Existing (S Lot)	Area	1.6	
Outdoor Production - Existing (S Lot)	Area	19.8	
Receptor R10 Fl G Leq,d 53.3 dB(A)			
Basecamp Existing (N Lot)	Area	21.5	
Basecamp Existing (N Lot)	Area	31.2	
Basecamp Existing (N Lot)	Area	11.8	
Basecamp Existing (N Lot)	Area	31.2	
Basecamp Existing (N Lot)	Area	25.2	
Basecamp Existing (S Lot)	Area	37.0	
Basecamp Existing (S Lot)	Area	40.6	
Basecamp Existing (S Lot)	Area	43.3	
Basecamp Existing (S Lot)	Area	28.7	
Basecamp Existing (S Lot)	Area	23.9	
Basecamp Existing (S Lot)	Area	30.7	
Basecamp Existing (S Lot)	Area	28.0	
Basecamp Existing (S Lot)	Area	32.8	
Basecamp Existing (S Lot)	Area	27.0	
Basecamp Existing (S Lot)	Area	25.6	
Basecamp Existing (S Lot)	Area	24.4	
Basecamp Existing (S Lot)	Area	22.7	
Basecamp Existing (S Lot)	Area	23.9	
Basecamp Existing (S Lot)	Area	15.4	
Basecamp Existing (S Lot)	Area	11.4	
Basecamp Existing (S Lot)	Area	17.2	
Basecamp Existing (S Lot)	Area	18.9	
Basecamp Existing (S Lot)	Area	15.1	
Basecamp Existing (S Lot)	Area	12.4	
Basecamp Existing (S Lot)	Area	8.8	
Basecamp Existing (S Lot)	Area	10.9	
Basecamp Existing (S Lot)	Area	17.2	
Basecamp Existing (S Lot)	Area	25.3	
Basecamp Existing (S Lot)	Area	26.2	

Radford Studio Center
Calculated Noise Levels - 04a Outdoor Production/ Basecamp - Existing

Source	Source type	Leq,d dB(A)	
Basecamp Existing (S Lot)	Area	16.3	
Basecamp Existing (S Lot)	Area	31.8	
Basecamp Existing (S Lot)	Area	32.0	
Basecamp Existing (S Lot)	Area	23.9	
Basecamp Existing (S Lot)	Area	20.7	
Basecamp Existing (S Lot)	Area	16.9	
Basecamp Existing (S Lot)	Area	18.3	
Basecamp Existing (S Lot)	Area	12.7	
Basecamp Existing (S Lot)	Area	21.7	
Basecamp Existing (S Lot)	Area	22.0	
Basecamp Existing (S Lot)	Area	39.6	
Basecamp Existing (S Lot)	Area	36.6	
Basecamp Existing (S Lot)	Area	27.2	
Basecamp Existing (S Lot)	Area	23.9	
Basecamp Existing (S Lot)	Area	32.6	
Basecamp Existing (S Lot)	Area	21.4	
Basecamp Existing (S Lot)	Area	15.8	
Outdoor Production - Existing (N Lot)	Area	21.9	
Outdoor Production - Existing (N Lot)	Area	31.7	
Outdoor Production - Existing (N Lot)	Area	35.9	
Outdoor Production - Existing (N Lot)	Area	40.5	
Outdoor Production - Existing (S Lot)	Area	35.9	
Outdoor Production - Existing (S Lot)	Area	48.8	
Outdoor Production - Existing (S Lot)	Area	43.1	
Outdoor Production - Existing (S Lot)	Area	35.5	
Outdoor Production - Existing (S Lot)	Area	42.3	
Outdoor Production - Existing (S Lot)	Area	29.4	
Outdoor Production - Existing (S Lot)	Area	24.1	
Outdoor Production - Existing (S Lot)	Area	17.4	
Outdoor Production - Existing (S Lot)	Area	22.5	
Outdoor Production - Existing (S Lot)	Area	37.0	
Outdoor Production - Existing (S Lot)	Area	28.0	
Outdoor Production - Existing (S Lot)	Area	20.5	
Outdoor Production - Existing (S Lot)	Area	21.9	
Outdoor Production - Existing (S Lot)	Area	7.3	
Outdoor Production - Existing (S Lot)	Area	22.7	
Receptor R11 Fl G Leq,d 39.5 dB(A)			
Basecamp Existing (N Lot)	Area	23.3	
Basecamp Existing (N Lot)	Area	22.5	
Basecamp Existing (N Lot)	Area	13.4	
Basecamp Existing (N Lot)	Area	18.9	
Basecamp Existing (N Lot)	Area	16.3	

Radford Studio Center
Calculated Noise Levels - 04a Outdoor Production/ Basecamp - Existing

Source	Source type	Leq,d dB(A)	
Basecamp Existing (S Lot)	Area	26.0	
Basecamp Existing (S Lot)	Area	27.8	
Basecamp Existing (S Lot)	Area	15.9	
Basecamp Existing (S Lot)	Area	7.8	
Basecamp Existing (S Lot)	Area	4.4	
Basecamp Existing (S Lot)	Area	12.1	
Basecamp Existing (S Lot)	Area	6.8	
Basecamp Existing (S Lot)	Area	12.7	
Basecamp Existing (S Lot)	Area	6.3	
Basecamp Existing (S Lot)	Area	10.8	
Basecamp Existing (S Lot)	Area	10.1	
Basecamp Existing (S Lot)	Area	12.9	
Basecamp Existing (S Lot)	Area	26.2	
Basecamp Existing (S Lot)	Area	17.6	
Basecamp Existing (S Lot)	Area	8.6	
Basecamp Existing (S Lot)	Area	15.7	
Basecamp Existing (S Lot)	Area	14.9	
Basecamp Existing (S Lot)	Area	9.5	
Basecamp Existing (S Lot)	Area	3.8	
Basecamp Existing (S Lot)	Area	0.6	
Basecamp Existing (S Lot)	Area	0.3	
Basecamp Existing (S Lot)	Area	11.3	
Basecamp Existing (S Lot)	Area	16.8	
Basecamp Existing (S Lot)	Area	16.9	
Basecamp Existing (S Lot)	Area	3.8	
Basecamp Existing (S Lot)	Area	18.8	
Basecamp Existing (S Lot)	Area	18.9	
Basecamp Existing (S Lot)	Area	14.7	
Basecamp Existing (S Lot)	Area	9.4	
Basecamp Existing (S Lot)	Area	11.3	
Basecamp Existing (S Lot)	Area	12.6	
Basecamp Existing (S Lot)	Area	6.1	
Basecamp Existing (S Lot)	Area	13.5	
Basecamp Existing (S Lot)	Area	13.2	
Basecamp Existing (S Lot)	Area	27.7	
Basecamp Existing (S Lot)	Area	20.8	
Basecamp Existing (S Lot)	Area	13.5	
Basecamp Existing (S Lot)	Area	18.7	
Basecamp Existing (S Lot)	Area	18.0	
Basecamp Existing (S Lot)	Area	19.7	
Basecamp Existing (S Lot)	Area	11.4	
Outdoor Production - Existing (N Lot)	Area	23.6	

Radford Studio Center
Calculated Noise Levels - 04a Outdoor Production/ Basecamp - Existing

Source	Source type	Leq,d dB(A)	
Outdoor Production - Existing (N Lot)	Area	24.8	
Outdoor Production - Existing (N Lot)	Area	25.2	
Outdoor Production - Existing (N Lot)	Area	26.5	
Outdoor Production - Existing (S Lot)	Area	30.9	
Outdoor Production - Existing (S Lot)	Area	23.6	
Outdoor Production - Existing (S Lot)	Area	24.3	
Outdoor Production - Existing (S Lot)	Area	30.4	
Outdoor Production - Existing (S Lot)	Area	25.4	
Outdoor Production - Existing (S Lot)	Area	18.3	
Outdoor Production - Existing (S Lot)	Area	14.8	
Outdoor Production - Existing (S Lot)	Area	11.4	
Outdoor Production - Existing (S Lot)	Area	14.8	
Outdoor Production - Existing (S Lot)	Area	25.2	
Outdoor Production - Existing (S Lot)	Area	20.0	
Outdoor Production - Existing (S Lot)	Area	14.9	
Outdoor Production - Existing (S Lot)	Area	15.6	
Outdoor Production - Existing (S Lot)	Area	6.6	
Outdoor Production - Existing (S Lot)	Area	20.6	
Receptor R12 Fl G Leq,d 58.1 dB(A)			
Basecamp Existing (N Lot)	Area	42.6	
Basecamp Existing (N Lot)	Area	40.2	
Basecamp Existing (N Lot)	Area	41.2	
Basecamp Existing (N Lot)	Area	50.4	
Basecamp Existing (N Lot)	Area	49.2	
Basecamp Existing (S Lot)	Area	38.3	
Basecamp Existing (S Lot)	Area	35.2	
Basecamp Existing (S Lot)	Area	27.1	
Basecamp Existing (S Lot)	Area	19.3	
Basecamp Existing (S Lot)	Area	15.1	
Basecamp Existing (S Lot)	Area	19.4	
Basecamp Existing (S Lot)	Area	17.3	
Basecamp Existing (S Lot)	Area	22.6	
Basecamp Existing (S Lot)	Area	17.0	
Basecamp Existing (S Lot)	Area	15.9	
Basecamp Existing (S Lot)	Area	16.0	
Basecamp Existing (S Lot)	Area	17.9	
Basecamp Existing (S Lot)	Area	22.8	
Basecamp Existing (S Lot)	Area	19.2	
Basecamp Existing (S Lot)	Area	21.9	
Basecamp Existing (S Lot)	Area	20.9	
Basecamp Existing (S Lot)	Area	16.9	
Basecamp Existing (S Lot)	Area	13.5	

Radford Studio Center
Calculated Noise Levels - 04a Outdoor Production/ Basecamp - Existing

Source	Source type	Leq,d dB(A)	
Basecamp Existing (S Lot)	Area	10.8	
Basecamp Existing (S Lot)	Area	5.6	
Basecamp Existing (S Lot)	Area	2.5	
Basecamp Existing (S Lot)	Area	18.8	
Basecamp Existing (S Lot)	Area	18.7	
Basecamp Existing (S Lot)	Area	22.3	
Basecamp Existing (S Lot)	Area	15.0	
Basecamp Existing (S Lot)	Area	28.6	
Basecamp Existing (S Lot)	Area	22.1	
Basecamp Existing (S Lot)	Area	24.5	
Basecamp Existing (S Lot)	Area	18.0	
Basecamp Existing (S Lot)	Area	11.1	
Basecamp Existing (S Lot)	Area	21.7	
Basecamp Existing (S Lot)	Area	6.3	
Basecamp Existing (S Lot)	Area	11.2	
Basecamp Existing (S Lot)	Area	16.4	
Basecamp Existing (S Lot)	Area	35.0	
Basecamp Existing (S Lot)	Area	28.6	
Basecamp Existing (S Lot)	Area	26.5	
Basecamp Existing (S Lot)	Area	24.0	
Basecamp Existing (S Lot)	Area	30.7	
Basecamp Existing (S Lot)	Area	19.7	
Basecamp Existing (S Lot)	Area	23.6	
Outdoor Production - Existing (N Lot)	Area	42.2	
Outdoor Production - Existing (N Lot)	Area	30.6	
Outdoor Production - Existing (N Lot)	Area	55.0	
Outdoor Production - Existing (N Lot)	Area	44.1	
Outdoor Production - Existing (S Lot)	Area	40.2	
Outdoor Production - Existing (S Lot)	Area	34.5	
Outdoor Production - Existing (S Lot)	Area	31.7	
Outdoor Production - Existing (S Lot)	Area	35.2	
Outdoor Production - Existing (S Lot)	Area	37.3	
Outdoor Production - Existing (S Lot)	Area	28.5	
Outdoor Production - Existing (S Lot)	Area	14.6	
Outdoor Production - Existing (S Lot)	Area	10.7	
Outdoor Production - Existing (S Lot)	Area	18.8	
Outdoor Production - Existing (S Lot)	Area	32.3	
Outdoor Production - Existing (S Lot)	Area	25.8	
Outdoor Production - Existing (S Lot)	Area	24.2	
Outdoor Production - Existing (S Lot)	Area	17.9	
Outdoor Production - Existing (S Lot)	Area	9.2	
Outdoor Production - Existing (S Lot)	Area	27.4	

Radford Studio Center
Calculated Noise Levels - 04a Outdoor Production/ Basecamp - Existing

Source	Source type	Leq,d dB(A)	
Receptor R13 Fl G Leq,d 54.4 dB(A)			
Basecamp Existing (N Lot)	Area	48.8	
Basecamp Existing (N Lot)	Area	41.8	
Basecamp Existing (N Lot)	Area	34.0	
Basecamp Existing (N Lot)	Area	33.2	
Basecamp Existing (N Lot)	Area	14.1	
Basecamp Existing (S Lot)	Area	12.3	
Basecamp Existing (S Lot)	Area	19.1	
Basecamp Existing (S Lot)	Area	9.7	
Basecamp Existing (S Lot)	Area	10.2	
Basecamp Existing (S Lot)	Area	0.5	
Basecamp Existing (S Lot)	Area	4.1	
Basecamp Existing (S Lot)	Area	3.1	
Basecamp Existing (S Lot)	Area	5.3	
Basecamp Existing (S Lot)	Area	-0.9	
Basecamp Existing (S Lot)	Area	9.0	
Basecamp Existing (S Lot)	Area	8.5	
Basecamp Existing (S Lot)	Area	6.1	
Basecamp Existing (S Lot)	Area	26.9	
Basecamp Existing (S Lot)	Area	14.2	
Basecamp Existing (S Lot)	Area	7.3	
Basecamp Existing (S Lot)	Area	13.6	
Basecamp Existing (S Lot)	Area	17.5	
Basecamp Existing (S Lot)	Area	9.3	
Basecamp Existing (S Lot)	Area	4.3	
Basecamp Existing (S Lot)	Area	3.0	
Basecamp Existing (S Lot)	Area	-2.2	
Basecamp Existing (S Lot)	Area	14.4	
Basecamp Existing (S Lot)	Area	14.4	
Basecamp Existing (S Lot)	Area	10.3	
Basecamp Existing (S Lot)	Area	-3.4	
Basecamp Existing (S Lot)	Area	14.4	
Basecamp Existing (S Lot)	Area	11.0	
Basecamp Existing (S Lot)	Area	4.6	
Basecamp Existing (S Lot)	Area	2.5	
Basecamp Existing (S Lot)	Area	9.2	
Basecamp Existing (S Lot)	Area	17.6	
Basecamp Existing (S Lot)	Area	3.5	
Basecamp Existing (S Lot)	Area	5.0	
Basecamp Existing (S Lot)	Area	8.7	
Basecamp Existing (S Lot)	Area	16.4	
Basecamp Existing (S Lot)	Area	9.3	

Radford Studio Center
Calculated Noise Levels - 04a Outdoor Production/ Basecamp - Existing

Source	Source type	Leq,d dB(A)	
Basecamp Existing (S Lot)	Area	8.5	
Basecamp Existing (S Lot)	Area	4.6	
Basecamp Existing (S Lot)	Area	10.2	
Basecamp Existing (S Lot)	Area	2.7	
Basecamp Existing (S Lot)	Area	1.7	
Outdoor Production - Existing (N Lot)	Area	51.9	
Outdoor Production - Existing (N Lot)	Area	34.1	
Outdoor Production - Existing (N Lot)	Area	43.0	
Outdoor Production - Existing (N Lot)	Area	19.3	
Outdoor Production - Existing (S Lot)	Area	21.5	
Outdoor Production - Existing (S Lot)	Area	19.4	
Outdoor Production - Existing (S Lot)	Area	19.2	
Outdoor Production - Existing (S Lot)	Area	17.3	
Outdoor Production - Existing (S Lot)	Area	18.1	
Outdoor Production - Existing (S Lot)	Area	12.6	
Outdoor Production - Existing (S Lot)	Area	3.0	
Outdoor Production - Existing (S Lot)	Area	8.0	
Outdoor Production - Existing (S Lot)	Area	12.1	
Outdoor Production - Existing (S Lot)	Area	15.1	
Outdoor Production - Existing (S Lot)	Area	14.8	
Outdoor Production - Existing (S Lot)	Area	20.6	
Outdoor Production - Existing (S Lot)	Area	16.2	
Outdoor Production - Existing (S Lot)	Area	22.3	
Outdoor Production - Existing (S Lot)	Area	19.6	
Receptor R14 Fl G Leq,d 46.8 dB(A)			
Basecamp Existing (N Lot)	Area	41.1	
Basecamp Existing (N Lot)	Area	36.8	
Basecamp Existing (N Lot)	Area	24.2	
Basecamp Existing (N Lot)	Area	21.0	
Basecamp Existing (N Lot)	Area	8.6	
Basecamp Existing (S Lot)	Area	10.8	
Basecamp Existing (S Lot)	Area	20.5	
Basecamp Existing (S Lot)	Area	4.2	
Basecamp Existing (S Lot)	Area	5.8	
Basecamp Existing (S Lot)	Area	4.1	
Basecamp Existing (S Lot)	Area	6.0	
Basecamp Existing (S Lot)	Area	4.6	
Basecamp Existing (S Lot)	Area	7.9	
Basecamp Existing (S Lot)	Area	0.6	
Basecamp Existing (S Lot)	Area	11.0	
Basecamp Existing (S Lot)	Area	11.0	
Basecamp Existing (S Lot)	Area	8.1	

Radford Studio Center
Calculated Noise Levels - 04a Outdoor Production/ Basecamp - Existing

Source	Source type	Leq,d dB(A)
Basecamp Existing (S Lot)	Area	28.3
Basecamp Existing (S Lot)	Area	12.5
Basecamp Existing (S Lot)	Area	7.9
Basecamp Existing (S Lot)	Area	12.2
Basecamp Existing (S Lot)	Area	17.7
Basecamp Existing (S Lot)	Area	7.1
Basecamp Existing (S Lot)	Area	1.2
Basecamp Existing (S Lot)	Area	1.3
Basecamp Existing (S Lot)	Area	-4.4
Basecamp Existing (S Lot)	Area	14.3
Basecamp Existing (S Lot)	Area	14.1
Basecamp Existing (S Lot)	Area	10.0
Basecamp Existing (S Lot)	Area	-5.4
Basecamp Existing (S Lot)	Area	16.5
Basecamp Existing (S Lot)	Area	13.4
Basecamp Existing (S Lot)	Area	4.2
Basecamp Existing (S Lot)	Area	4.8
Basecamp Existing (S Lot)	Area	6.5
Basecamp Existing (S Lot)	Area	17.9
Basecamp Existing (S Lot)	Area	0.8
Basecamp Existing (S Lot)	Area	2.7
Basecamp Existing (S Lot)	Area	7.8
Basecamp Existing (S Lot)	Area	17.8
Basecamp Existing (S Lot)	Area	10.0
Basecamp Existing (S Lot)	Area	10.4
Basecamp Existing (S Lot)	Area	7.1
Basecamp Existing (S Lot)	Area	6.7
Basecamp Existing (S Lot)	Area	5.3
Basecamp Existing (S Lot)	Area	1.0
Outdoor Production - Existing (N Lot)	Area	43.1
Outdoor Production - Existing (N Lot)	Area	33.4
Outdoor Production - Existing (N Lot)	Area	36.6
Outdoor Production - Existing (N Lot)	Area	14.6
Outdoor Production - Existing (S Lot)	Area	24.8
Outdoor Production - Existing (S Lot)	Area	13.5
Outdoor Production - Existing (S Lot)	Area	21.0
Outdoor Production - Existing (S Lot)	Area	18.4
Outdoor Production - Existing (S Lot)	Area	19.8
Outdoor Production - Existing (S Lot)	Area	14.8
Outdoor Production - Existing (S Lot)	Area	2.3
Outdoor Production - Existing (S Lot)	Area	5.3
Outdoor Production - Existing (S Lot)	Area	11.4

Radford Studio Center
Calculated Noise Levels - 04a Outdoor Production/ Basecamp - Existing

Source	Source type	Leq,d dB(A)	
Outdoor Production - Existing (S Lot)	Area	16.3	
Outdoor Production - Existing (S Lot)	Area	13.6	
Outdoor Production - Existing (S Lot)	Area	22.1	
Outdoor Production - Existing (S Lot)	Area	15.7	
Outdoor Production - Existing (S Lot)	Area	21.6	
Outdoor Production - Existing (S Lot)	Area	18.5	
Receptor R15 Fl G Leq,d 42.5 dB(A)			
Basecamp Existing (N Lot)	Area	35.3	
Basecamp Existing (N Lot)	Area	34.2	
Basecamp Existing (N Lot)	Area	26.1	
Basecamp Existing (N Lot)	Area	24.7	
Basecamp Existing (N Lot)	Area	3.9	
Basecamp Existing (S Lot)	Area	11.5	
Basecamp Existing (S Lot)	Area	22.5	
Basecamp Existing (S Lot)	Area	10.6	
Basecamp Existing (S Lot)	Area	13.0	
Basecamp Existing (S Lot)	Area	5.0	
Basecamp Existing (S Lot)	Area	7.1	
Basecamp Existing (S Lot)	Area	5.6	
Basecamp Existing (S Lot)	Area	9.1	
Basecamp Existing (S Lot)	Area	1.1	
Basecamp Existing (S Lot)	Area	11.6	
Basecamp Existing (S Lot)	Area	12.3	
Basecamp Existing (S Lot)	Area	10.1	
Basecamp Existing (S Lot)	Area	25.6	
Basecamp Existing (S Lot)	Area	14.4	
Basecamp Existing (S Lot)	Area	12.0	
Basecamp Existing (S Lot)	Area	15.4	
Basecamp Existing (S Lot)	Area	10.9	
Basecamp Existing (S Lot)	Area	7.0	
Basecamp Existing (S Lot)	Area	2.7	
Basecamp Existing (S Lot)	Area	4.4	
Basecamp Existing (S Lot)	Area	-4.0	
Basecamp Existing (S Lot)	Area	16.2	
Basecamp Existing (S Lot)	Area	15.5	
Basecamp Existing (S Lot)	Area	11.8	
Basecamp Existing (S Lot)	Area	-1.5	
Basecamp Existing (S Lot)	Area	18.8	
Basecamp Existing (S Lot)	Area	14.4	
Basecamp Existing (S Lot)	Area	5.8	
Basecamp Existing (S Lot)	Area	6.8	
Basecamp Existing (S Lot)	Area	7.0	

Radford Studio Center
Calculated Noise Levels - 04a Outdoor Production/ Basecamp - Existing

Source	Source type	Leq,d dB(A)	
Basecamp Existing (S Lot)	Area	17.9	
Basecamp Existing (S Lot)	Area	1.6	
Basecamp Existing (S Lot)	Area	3.9	
Basecamp Existing (S Lot)	Area	9.8	
Basecamp Existing (S Lot)	Area	18.8	
Basecamp Existing (S Lot)	Area	11.2	
Basecamp Existing (S Lot)	Area	12.5	
Basecamp Existing (S Lot)	Area	8.0	
Basecamp Existing (S Lot)	Area	10.4	
Basecamp Existing (S Lot)	Area	6.3	
Basecamp Existing (S Lot)	Area	0.5	
Outdoor Production - Existing (N Lot)	Area	36.6	
Outdoor Production - Existing (N Lot)	Area	31.7	
Outdoor Production - Existing (N Lot)	Area	33.8	
Outdoor Production - Existing (N Lot)	Area	20.8	
Outdoor Production - Existing (S Lot)	Area	24.6	
Outdoor Production - Existing (S Lot)	Area	19.3	
Outdoor Production - Existing (S Lot)	Area	22.6	
Outdoor Production - Existing (S Lot)	Area	20.5	
Outdoor Production - Existing (S Lot)	Area	20.7	
Outdoor Production - Existing (S Lot)	Area	16.7	
Outdoor Production - Existing (S Lot)	Area	2.7	
Outdoor Production - Existing (S Lot)	Area	5.9	
Outdoor Production - Existing (S Lot)	Area	13.3	
Outdoor Production - Existing (S Lot)	Area	17.4	
Outdoor Production - Existing (S Lot)	Area	15.4	
Outdoor Production - Existing (S Lot)	Area	19.8	
Outdoor Production - Existing (S Lot)	Area	13.4	
Outdoor Production - Existing (S Lot)	Area	16.5	
Outdoor Production - Existing (S Lot)	Area	20.2	

Radford Studio Center
Source Levels in dB(A) - 04b Outdoor Production/ Basecamp - Future

Name	Source type	Lw dB(A)	
Basecamp Future (N Lot)	Area	92.8	
Basecamp Future (N Lot)	Area	94.6	
Basecamp Future (N Lot)	Area	91.5	
Basecamp Future (N Lot)	Area	91.4	
Basecamp Future (N Lot)	Area	92.2	
Basecamp Future (N Lot)	Area	97.4	
Basecamp Future (N Lot)	Area	90.5	
Basecamp Future (N Lot)	Area	94.5	
Basecamp Future (S Lot)	Area	94.7	
Basecamp Future (S Lot)	Area	94.2	
Basecamp Future (S Lot)	Area	92.8	
Basecamp Future (S Lot)	Area	84.5	
Basecamp Future (S Lot)	Area	96.2	
Basecamp Future (S Lot)	Area	96.2	
Basecamp Future (S Lot)	Area	88.1	
Basecamp Future (S Lot)	Area	96.6	
Basecamp Future (S Lot)	Area	92.4	
Basecamp Future (S Lot)	Area	86.0	
Basecamp Future (S Lot)	Area	99.8	
Basecamp Future (S Lot)	Area	87.6	
Basecamp Future (S Lot)	Area	92.1	
Basecamp Future (S Lot)	Area	97.3	
Basecamp Future (S Lot)	Area	87.1	
Basecamp Future (S Lot)	Area	82.9	
Basecamp Future (S Lot)	Area	82.6	
Basecamp Future (S Lot)	Area	98.2	
Basecamp Future (S Lot)	Area	95.0	
Outdoor Production Future (N Lot)	Area	102.2	
Outdoor Production Future (N Lot)	Area	99.9	
Outdoor Production Future (N Lot)	Area	82.8	
Outdoor Production Future (N Lot)	Area	100.1	
Outdoor Production Future (S Lot)	Area	82.5	
Outdoor Production Future (S Lot)	Area	88.3	
Outdoor Production Future (S Lot)	Area	103.7	
Outdoor Production Future (S Lot)	Area	90.3	
Outdoor Production Future (S Lot)	Area	100.9	
Outdoor Production Future (S Lot)	Area	103.9	
Outdoor Production Future (S Lot)	Area	100.9	

Radford Studio Center
Calculated Noise Levels - 04b Outdoor Production/ Basecamp - Future

Source	Source type	Leq,d dB(A)	
Receptor R01 Fl G Leq,d 52.0 dB(A)			
Basecamp Future (N Lot)	Area	39.3	
Basecamp Future (N Lot)	Area	43.3	
Basecamp Future (N Lot)	Area	16.0	
Basecamp Future (N Lot)	Area	26.7	
Basecamp Future (N Lot)	Area	36.9	
Basecamp Future (N Lot)	Area	34.0	
Basecamp Future (N Lot)	Area	12.7	
Basecamp Future (N Lot)	Area	7.9	
Basecamp Future (S Lot)	Area	33.7	
Basecamp Future (S Lot)	Area	24.2	
Basecamp Future (S Lot)	Area	5.6	
Basecamp Future (S Lot)	Area	20.8	
Basecamp Future (S Lot)	Area	0.4	
Basecamp Future (S Lot)	Area	11.3	
Basecamp Future (S Lot)	Area	10.0	
Basecamp Future (S Lot)	Area	0.8	
Basecamp Future (S Lot)	Area	-0.7	
Basecamp Future (S Lot)	Area	1.1	
Basecamp Future (S Lot)	Area	-2.9	
Basecamp Future (S Lot)	Area	5.6	
Basecamp Future (S Lot)	Area	4.7	
Basecamp Future (S Lot)	Area	3.0	
Basecamp Future (S Lot)	Area	9.8	
Basecamp Future (S Lot)	Area	6.9	
Basecamp Future (S Lot)	Area	10.3	
Basecamp Future (S Lot)	Area	9.6	
Basecamp Future (S Lot)	Area	12.4	
Outdoor Production Future (N Lot)	Area	35.4	
Outdoor Production Future (N Lot)	Area	49.2	
Outdoor Production Future (N Lot)	Area	44.4	
Outdoor Production Future (N Lot)	Area	28.6	
Outdoor Production Future (S Lot)	Area	27.8	
Outdoor Production Future (S Lot)	Area	30.9	
Outdoor Production Future (S Lot)	Area	20.8	
Outdoor Production Future (S Lot)	Area	8.4	
Outdoor Production Future (S Lot)	Area	2.6	
Outdoor Production Future (S Lot)	Area	7.3	
Outdoor Production Future (S Lot)	Area	14.6	
Receptor R02 Fl G Leq,d 39.6 dB(A)			
Basecamp Future (N Lot)	Area	28.8	
Basecamp Future (N Lot)	Area	27.8	
Basecamp Future (N Lot)	Area	14.1	

Radford Studio Center
Calculated Noise Levels - 04b Outdoor Production/ Basecamp - Future

Source	Source type	Leq,d dB(A)	
Basecamp Future (N Lot)	Area	11.9	
Basecamp Future (N Lot)	Area	15.0	
Basecamp Future (N Lot)	Area	23.0	
Basecamp Future (N Lot)	Area	7.3	
Basecamp Future (N Lot)	Area	4.9	
Basecamp Future (S Lot)	Area	23.9	
Basecamp Future (S Lot)	Area	16.2	
Basecamp Future (S Lot)	Area	7.4	
Basecamp Future (S Lot)	Area	22.7	
Basecamp Future (S Lot)	Area	1.3	
Basecamp Future (S Lot)	Area	11.2	
Basecamp Future (S Lot)	Area	10.3	
Basecamp Future (S Lot)	Area	1.1	
Basecamp Future (S Lot)	Area	-0.4	
Basecamp Future (S Lot)	Area	0.8	
Basecamp Future (S Lot)	Area	-1.9	
Basecamp Future (S Lot)	Area	5.4	
Basecamp Future (S Lot)	Area	4.3	
Basecamp Future (S Lot)	Area	2.4	
Basecamp Future (S Lot)	Area	8.0	
Basecamp Future (S Lot)	Area	3.1	
Basecamp Future (S Lot)	Area	19.7	
Basecamp Future (S Lot)	Area	15.4	
Basecamp Future (S Lot)	Area	19.8	
Outdoor Production Future (N Lot)	Area	14.1	
Outdoor Production Future (N Lot)	Area	35.0	
Outdoor Production Future (N Lot)	Area	34.2	
Outdoor Production Future (N Lot)	Area	16.5	
Outdoor Production Future (S Lot)	Area	25.4	
Outdoor Production Future (S Lot)	Area	26.6	
Outdoor Production Future (S Lot)	Area	18.0	
Outdoor Production Future (S Lot)	Area	9.5	
Outdoor Production Future (S Lot)	Area	2.3	
Outdoor Production Future (S Lot)	Area	12.0	
Outdoor Production Future (S Lot)	Area	14.2	
Receptor R03 Fl G Leq,d 53.5 dB(A)			
Basecamp Future (N Lot)	Area	33.4	
Basecamp Future (N Lot)	Area	39.9	
Basecamp Future (N Lot)	Area	30.3	
Basecamp Future (N Lot)	Area	11.1	
Basecamp Future (N Lot)	Area	12.7	
Basecamp Future (N Lot)	Area	16.1	
Basecamp Future (N Lot)	Area	12.4	

Radford Studio Center
Calculated Noise Levels - 04b Outdoor Production/ Basecamp - Future

Source	Source type	Leq,d dB(A)	
Basecamp Future (N Lot)	Area	13.4	
Basecamp Future (S Lot)	Area	48.1	
Basecamp Future (S Lot)	Area	37.9	
Basecamp Future (S Lot)	Area	18.0	
Basecamp Future (S Lot)	Area	29.8	
Basecamp Future (S Lot)	Area	12.2	
Basecamp Future (S Lot)	Area	22.5	
Basecamp Future (S Lot)	Area	29.0	
Basecamp Future (S Lot)	Area	14.2	
Basecamp Future (S Lot)	Area	12.9	
Basecamp Future (S Lot)	Area	12.8	
Basecamp Future (S Lot)	Area	10.2	
Basecamp Future (S Lot)	Area	15.5	
Basecamp Future (S Lot)	Area	16.1	
Basecamp Future (S Lot)	Area	11.3	
Basecamp Future (S Lot)	Area	16.9	
Basecamp Future (S Lot)	Area	13.4	
Basecamp Future (S Lot)	Area	17.5	
Basecamp Future (S Lot)	Area	17.3	
Basecamp Future (S Lot)	Area	23.1	
Outdoor Production Future (N Lot)	Area	18.8	
Outdoor Production Future (N Lot)	Area	42.7	
Outdoor Production Future (N Lot)	Area	25.7	
Outdoor Production Future (N Lot)	Area	22.1	
Outdoor Production Future (S Lot)	Area	35.4	
Outdoor Production Future (S Lot)	Area	44.7	
Outdoor Production Future (S Lot)	Area	48.2	
Outdoor Production Future (S Lot)	Area	40.7	
Outdoor Production Future (S Lot)	Area	32.2	
Outdoor Production Future (S Lot)	Area	35.1	
Outdoor Production Future (S Lot)	Area	25.3	
Receptor R03 Fl F2 Leq,d 55.6 dB(A)			
Basecamp Future (N Lot)	Area	34.0	
Basecamp Future (N Lot)	Area	39.9	
Basecamp Future (N Lot)	Area	29.6	
Basecamp Future (N Lot)	Area	11.1	
Basecamp Future (N Lot)	Area	12.8	
Basecamp Future (N Lot)	Area	17.6	
Basecamp Future (N Lot)	Area	12.4	
Basecamp Future (N Lot)	Area	13.1	
Basecamp Future (S Lot)	Area	50.6	
Basecamp Future (S Lot)	Area	39.4	
Basecamp Future (S Lot)	Area	17.7	

Radford Studio Center
Calculated Noise Levels - 04b Outdoor Production/ Basecamp - Future

Source	Source type	Leq,d dB(A)	
Basecamp Future (S Lot)	Area	30.2	
Basecamp Future (S Lot)	Area	12.2	
Basecamp Future (S Lot)	Area	22.5	
Basecamp Future (S Lot)	Area	29.4	
Basecamp Future (S Lot)	Area	13.4	
Basecamp Future (S Lot)	Area	12.5	
Basecamp Future (S Lot)	Area	12.6	
Basecamp Future (S Lot)	Area	10.0	
Basecamp Future (S Lot)	Area	15.5	
Basecamp Future (S Lot)	Area	16.6	
Basecamp Future (S Lot)	Area	11.4	
Basecamp Future (S Lot)	Area	17.7	
Basecamp Future (S Lot)	Area	12.4	
Basecamp Future (S Lot)	Area	17.6	
Basecamp Future (S Lot)	Area	16.8	
Basecamp Future (S Lot)	Area	23.9	
Outdoor Production Future (N Lot)	Area	19.0	
Outdoor Production Future (N Lot)	Area	42.7	
Outdoor Production Future (N Lot)	Area	28.0	
Outdoor Production Future (N Lot)	Area	23.3	
Outdoor Production Future (S Lot)	Area	35.5	
Outdoor Production Future (S Lot)	Area	47.1	
Outdoor Production Future (S Lot)	Area	50.8	
Outdoor Production Future (S Lot)	Area	43.3	
Outdoor Production Future (S Lot)	Area	33.8	
Outdoor Production Future (S Lot)	Area	36.2	
Outdoor Production Future (S Lot)	Area	26.4	
Receptor R04 Fl G Leq,d 37.8 dB(A)			
Basecamp Future (N Lot)	Area	9.4	
Basecamp Future (N Lot)	Area	15.0	
Basecamp Future (N Lot)	Area	12.8	
Basecamp Future (N Lot)	Area	4.5	
Basecamp Future (N Lot)	Area	6.0	
Basecamp Future (N Lot)	Area	8.0	
Basecamp Future (N Lot)	Area	4.7	
Basecamp Future (N Lot)	Area	4.7	
Basecamp Future (S Lot)	Area	19.7	
Basecamp Future (S Lot)	Area	14.9	
Basecamp Future (S Lot)	Area	7.7	
Basecamp Future (S Lot)	Area	19.3	
Basecamp Future (S Lot)	Area	4.6	
Basecamp Future (S Lot)	Area	15.2	
Basecamp Future (S Lot)	Area	30.3	

Radford Studio Center
Calculated Noise Levels - 04b Outdoor Production/ Basecamp - Future

Source	Source type	Leq,d dB(A)	
Basecamp Future (S Lot)	Area	9.6	
Basecamp Future (S Lot)	Area	6.9	
Basecamp Future (S Lot)	Area	5.2	
Basecamp Future (S Lot)	Area	2.3	
Basecamp Future (S Lot)	Area	7.2	
Basecamp Future (S Lot)	Area	12.8	
Basecamp Future (S Lot)	Area	15.4	
Basecamp Future (S Lot)	Area	10.5	
Basecamp Future (S Lot)	Area	7.6	
Basecamp Future (S Lot)	Area	11.2	
Basecamp Future (S Lot)	Area	7.2	
Basecamp Future (S Lot)	Area	12.5	
Outdoor Production Future (N Lot)	Area	-5.2	
Outdoor Production Future (N Lot)	Area	17.4	
Outdoor Production Future (N Lot)	Area	17.6	
Outdoor Production Future (N Lot)	Area	13.5	
Outdoor Production Future (S Lot)	Area	17.3	
Outdoor Production Future (S Lot)	Area	22.3	
Outdoor Production Future (S Lot)	Area	34.0	
Outdoor Production Future (S Lot)	Area	14.6	
Outdoor Production Future (S Lot)	Area	20.8	
Outdoor Production Future (S Lot)	Area	26.8	
Outdoor Production Future (S Lot)	Area	30.2	
Receptor R05 Fl G Leq,d 38.6 dB(A)			
Basecamp Future (N Lot)	Area	8.0	
Basecamp Future (N Lot)	Area	12.1	
Basecamp Future (N Lot)	Area	12.4	
Basecamp Future (N Lot)	Area	7.1	
Basecamp Future (N Lot)	Area	5.9	
Basecamp Future (N Lot)	Area	8.1	
Basecamp Future (N Lot)	Area	5.4	
Basecamp Future (N Lot)	Area	6.7	
Basecamp Future (S Lot)	Area	14.4	
Basecamp Future (S Lot)	Area	11.6	
Basecamp Future (S Lot)	Area	8.2	
Basecamp Future (S Lot)	Area	22.0	
Basecamp Future (S Lot)	Area	8.6	
Basecamp Future (S Lot)	Area	19.0	
Basecamp Future (S Lot)	Area	17.5	
Basecamp Future (S Lot)	Area	8.9	
Basecamp Future (S Lot)	Area	9.7	
Basecamp Future (S Lot)	Area	11.0	
Basecamp Future (S Lot)	Area	8.5	

Radford Studio Center
Calculated Noise Levels - 04b Outdoor Production/ Basecamp - Future

Source	Source type	Leq,d dB(A)	
Basecamp Future (S Lot)	Area	13.0	
Basecamp Future (S Lot)	Area	18.2	
Basecamp Future (S Lot)	Area	15.2	
Basecamp Future (S Lot)	Area	15.5	
Basecamp Future (S Lot)	Area	12.3	
Basecamp Future (S Lot)	Area	14.2	
Basecamp Future (S Lot)	Area	7.4	
Basecamp Future (S Lot)	Area	14.0	
Outdoor Production Future (N Lot)	Area	-7.6	
Outdoor Production Future (N Lot)	Area	15.9	
Outdoor Production Future (N Lot)	Area	18.9	
Outdoor Production Future (N Lot)	Area	14.6	
Outdoor Production Future (S Lot)	Area	17.9	
Outdoor Production Future (S Lot)	Area	23.5	
Outdoor Production Future (S Lot)	Area	25.4	
Outdoor Production Future (S Lot)	Area	13.4	
Outdoor Production Future (S Lot)	Area	17.8	
Outdoor Production Future (S Lot)	Area	21.8	
Outdoor Production Future (S Lot)	Area	37.5	
Receptor R05 Fl F2 Leq,d 39.5 dB(A)			
Basecamp Future (N Lot)	Area	11.5	
Basecamp Future (N Lot)	Area	14.0	
Basecamp Future (N Lot)	Area	15.5	
Basecamp Future (N Lot)	Area	11.0	
Basecamp Future (N Lot)	Area	4.2	
Basecamp Future (N Lot)	Area	7.2	
Basecamp Future (N Lot)	Area	3.8	
Basecamp Future (N Lot)	Area	4.7	
Basecamp Future (S Lot)	Area	14.6	
Basecamp Future (S Lot)	Area	12.0	
Basecamp Future (S Lot)	Area	9.8	
Basecamp Future (S Lot)	Area	22.0	
Basecamp Future (S Lot)	Area	7.2	
Basecamp Future (S Lot)	Area	17.9	
Basecamp Future (S Lot)	Area	17.7	
Basecamp Future (S Lot)	Area	8.9	
Basecamp Future (S Lot)	Area	9.5	
Basecamp Future (S Lot)	Area	9.5	
Basecamp Future (S Lot)	Area	7.4	
Basecamp Future (S Lot)	Area	13.0	
Basecamp Future (S Lot)	Area	18.6	
Basecamp Future (S Lot)	Area	13.8	
Basecamp Future (S Lot)	Area	15.5	

Radford Studio Center
Calculated Noise Levels - 04b Outdoor Production/ Basecamp - Future

Source	Source type	Leq,d dB(A)	
Basecamp Future (S Lot)	Area	12.3	
Basecamp Future (S Lot)	Area	13.5	
Basecamp Future (S Lot)	Area	7.2	
Basecamp Future (S Lot)	Area	12.5	
Outdoor Production Future (N Lot)	Area	-7.3	
Outdoor Production Future (N Lot)	Area	18.2	
Outdoor Production Future (N Lot)	Area	21.7	
Outdoor Production Future (N Lot)	Area	13.1	
Outdoor Production Future (S Lot)	Area	18.1	
Outdoor Production Future (S Lot)	Area	23.1	
Outdoor Production Future (S Lot)	Area	27.9	
Outdoor Production Future (S Lot)	Area	13.7	
Outdoor Production Future (S Lot)	Area	22.2	
Outdoor Production Future (S Lot)	Area	26.4	
Outdoor Production Future (S Lot)	Area	38.2	
Receptor R06 Fl G Leq,d 27.8 dB(A)			
Basecamp Future (N Lot)	Area	3.4	
Basecamp Future (N Lot)	Area	8.4	
Basecamp Future (N Lot)	Area	5.1	
Basecamp Future (N Lot)	Area	-1.8	
Basecamp Future (N Lot)	Area	0.5	
Basecamp Future (N Lot)	Area	2.8	
Basecamp Future (N Lot)	Area	-0.1	
Basecamp Future (N Lot)	Area	2.0	
Basecamp Future (S Lot)	Area	10.3	
Basecamp Future (S Lot)	Area	6.4	
Basecamp Future (S Lot)	Area	3.8	
Basecamp Future (S Lot)	Area	16.2	
Basecamp Future (S Lot)	Area	2.5	
Basecamp Future (S Lot)	Area	14.1	
Basecamp Future (S Lot)	Area	12.8	
Basecamp Future (S Lot)	Area	1.5	
Basecamp Future (S Lot)	Area	2.3	
Basecamp Future (S Lot)	Area	4.8	
Basecamp Future (S Lot)	Area	0.9	
Basecamp Future (S Lot)	Area	9.4	
Basecamp Future (S Lot)	Area	12.7	
Basecamp Future (S Lot)	Area	10.4	
Basecamp Future (S Lot)	Area	11.2	
Basecamp Future (S Lot)	Area	8.8	
Basecamp Future (S Lot)	Area	10.0	
Basecamp Future (S Lot)	Area	0.7	
Basecamp Future (S Lot)	Area	8.9	

Radford Studio Center
Calculated Noise Levels - 04b Outdoor Production/ Basecamp - Future

Source	Source type	Leq,d dB(A)	
Outdoor Production Future (N Lot)	Area	-9.5	
Outdoor Production Future (N Lot)	Area	11.6	
Outdoor Production Future (N Lot)	Area	11.4	
Outdoor Production Future (N Lot)	Area	9.7	
Outdoor Production Future (S Lot)	Area	12.2	
Outdoor Production Future (S Lot)	Area	18.8	
Outdoor Production Future (S Lot)	Area	20.2	
Outdoor Production Future (S Lot)	Area	10.1	
Outdoor Production Future (S Lot)	Area	8.9	
Outdoor Production Future (S Lot)	Area	11.8	
Outdoor Production Future (S Lot)	Area	21.0	
Receptor R07 Fl G Leq,d 38.9 dB(A)			
Basecamp Future (N Lot)	Area	2.8	
Basecamp Future (N Lot)	Area	9.8	
Basecamp Future (N Lot)	Area	12.3	
Basecamp Future (N Lot)	Area	7.2	
Basecamp Future (N Lot)	Area	1.9	
Basecamp Future (N Lot)	Area	11.0	
Basecamp Future (N Lot)	Area	4.2	
Basecamp Future (N Lot)	Area	12.6	
Basecamp Future (S Lot)	Area	10.6	
Basecamp Future (S Lot)	Area	7.4	
Basecamp Future (S Lot)	Area	1.9	
Basecamp Future (S Lot)	Area	16.5	
Basecamp Future (S Lot)	Area	3.9	
Basecamp Future (S Lot)	Area	15.3	
Basecamp Future (S Lot)	Area	11.6	
Basecamp Future (S Lot)	Area	1.2	
Basecamp Future (S Lot)	Area	3.0	
Basecamp Future (S Lot)	Area	5.0	
Basecamp Future (S Lot)	Area	3.0	
Basecamp Future (S Lot)	Area	9.5	
Basecamp Future (S Lot)	Area	14.4	
Basecamp Future (S Lot)	Area	32.4	
Basecamp Future (S Lot)	Area	15.2	
Basecamp Future (S Lot)	Area	12.7	
Basecamp Future (S Lot)	Area	15.2	
Basecamp Future (S Lot)	Area	2.4	
Basecamp Future (S Lot)	Area	15.9	
Outdoor Production Future (N Lot)	Area	-10.5	
Outdoor Production Future (N Lot)	Area	13.2	
Outdoor Production Future (N Lot)	Area	16.0	
Outdoor Production Future (N Lot)	Area	19.4	

Radford Studio Center
Calculated Noise Levels - 04b Outdoor Production/ Basecamp - Future

Source	Source type	Leq,d dB(A)	
Outdoor Production Future (S Lot)	Area	14.4	
Outdoor Production Future (S Lot)	Area	21.8	
Outdoor Production Future (S Lot)	Area	18.2	
Outdoor Production Future (S Lot)	Area	8.8	
Outdoor Production Future (S Lot)	Area	11.8	
Outdoor Production Future (S Lot)	Area	17.5	
Outdoor Production Future (S Lot)	Area	37.2	
Receptor R08 Fl G Leq,d 51.5 dB(A)			
Basecamp Future (N Lot)	Area	0.5	
Basecamp Future (N Lot)	Area	7.3	
Basecamp Future (N Lot)	Area	7.1	
Basecamp Future (N Lot)	Area	1.3	
Basecamp Future (N Lot)	Area	2.4	
Basecamp Future (N Lot)	Area	5.6	
Basecamp Future (N Lot)	Area	3.2	
Basecamp Future (N Lot)	Area	6.2	
Basecamp Future (S Lot)	Area	10.8	
Basecamp Future (S Lot)	Area	7.3	
Basecamp Future (S Lot)	Area	3.3	
Basecamp Future (S Lot)	Area	16.5	
Basecamp Future (S Lot)	Area	6.7	
Basecamp Future (S Lot)	Area	19.5	
Basecamp Future (S Lot)	Area	12.2	
Basecamp Future (S Lot)	Area	3.8	
Basecamp Future (S Lot)	Area	5.4	
Basecamp Future (S Lot)	Area	6.4	
Basecamp Future (S Lot)	Area	5.5	
Basecamp Future (S Lot)	Area	14.8	
Basecamp Future (S Lot)	Area	21.7	
Basecamp Future (S Lot)	Area	43.2	
Basecamp Future (S Lot)	Area	25.4	
Basecamp Future (S Lot)	Area	16.5	
Basecamp Future (S Lot)	Area	16.0	
Basecamp Future (S Lot)	Area	2.4	
Basecamp Future (S Lot)	Area	13.8	
Outdoor Production Future (N Lot)	Area	-10.7	
Outdoor Production Future (N Lot)	Area	10.4	
Outdoor Production Future (N Lot)	Area	13.0	
Outdoor Production Future (N Lot)	Area	13.1	
Outdoor Production Future (S Lot)	Area	14.9	
Outdoor Production Future (S Lot)	Area	24.4	
Outdoor Production Future (S Lot)	Area	18.0	
Outdoor Production Future (S Lot)	Area	8.1	

Radford Studio Center
Calculated Noise Levels - 04b Outdoor Production/ Basecamp - Future

Source	Source type	Leq,d dB(A)	
Outdoor Production Future (S Lot)	Area	-2.2	
Outdoor Production Future (S Lot)	Area	15.2	
Outdoor Production Future (S Lot)	Area	50.8	
Receptor R09 Fl G Leq,d 50.3 dB(A)			
Basecamp Future (N Lot)	Area	4.6	
Basecamp Future (N Lot)	Area	12.6	
Basecamp Future (N Lot)	Area	21.7	
Basecamp Future (N Lot)	Area	9.3	
Basecamp Future (N Lot)	Area	7.1	
Basecamp Future (N Lot)	Area	26.5	
Basecamp Future (N Lot)	Area	20.6	
Basecamp Future (N Lot)	Area	28.0	
Basecamp Future (S Lot)	Area	13.2	
Basecamp Future (S Lot)	Area	8.2	
Basecamp Future (S Lot)	Area	7.5	
Basecamp Future (S Lot)	Area	22.8	
Basecamp Future (S Lot)	Area	8.3	
Basecamp Future (S Lot)	Area	27.8	
Basecamp Future (S Lot)	Area	12.2	
Basecamp Future (S Lot)	Area	1.8	
Basecamp Future (S Lot)	Area	2.4	
Basecamp Future (S Lot)	Area	6.0	
Basecamp Future (S Lot)	Area	4.8	
Basecamp Future (S Lot)	Area	25.6	
Basecamp Future (S Lot)	Area	34.6	
Basecamp Future (S Lot)	Area	41.9	
Basecamp Future (S Lot)	Area	37.8	
Basecamp Future (S Lot)	Area	28.4	
Basecamp Future (S Lot)	Area	32.0	
Basecamp Future (S Lot)	Area	4.5	
Basecamp Future (S Lot)	Area	27.2	
Outdoor Production Future (N Lot)	Area	-2.3	
Outdoor Production Future (N Lot)	Area	16.9	
Outdoor Production Future (N Lot)	Area	30.6	
Outdoor Production Future (N Lot)	Area	34.1	
Outdoor Production Future (S Lot)	Area	32.5	
Outdoor Production Future (S Lot)	Area	35.6	
Outdoor Production Future (S Lot)	Area	17.2	
Outdoor Production Future (S Lot)	Area	8.1	
Outdoor Production Future (S Lot)	Area	-5.4	
Outdoor Production Future (S Lot)	Area	0.7	
Outdoor Production Future (S Lot)	Area	48.3	
Receptor R10 Fl G Leq,d 52.0 dB(A)			

Radford Studio Center
Calculated Noise Levels - 04b Outdoor Production/ Basecamp - Future

Source	Source type	Leq,d dB(A)	
Basecamp Future (N Lot)	Area	6.2	
Basecamp Future (N Lot)	Area	23.6	
Basecamp Future (N Lot)	Area	29.6	
Basecamp Future (N Lot)	Area	9.2	
Basecamp Future (N Lot)	Area	11.9	
Basecamp Future (N Lot)	Area	31.1	
Basecamp Future (N Lot)	Area	25.7	
Basecamp Future (N Lot)	Area	34.1	
Basecamp Future (S Lot)	Area	17.9	
Basecamp Future (S Lot)	Area	13.9	
Basecamp Future (S Lot)	Area	11.8	
Basecamp Future (S Lot)	Area	24.9	
Basecamp Future (S Lot)	Area	18.0	
Basecamp Future (S Lot)	Area	31.5	
Basecamp Future (S Lot)	Area	18.9	
Basecamp Future (S Lot)	Area	8.5	
Basecamp Future (S Lot)	Area	9.9	
Basecamp Future (S Lot)	Area	12.5	
Basecamp Future (S Lot)	Area	11.5	
Basecamp Future (S Lot)	Area	35.0	
Basecamp Future (S Lot)	Area	20.4	
Basecamp Future (S Lot)	Area	25.4	
Basecamp Future (S Lot)	Area	26.3	
Basecamp Future (S Lot)	Area	41.6	
Basecamp Future (S Lot)	Area	31.2	
Basecamp Future (S Lot)	Area	11.1	
Basecamp Future (S Lot)	Area	20.5	
Outdoor Production Future (N Lot)	Area	-0.5	
Outdoor Production Future (N Lot)	Area	30.1	
Outdoor Production Future (N Lot)	Area	34.3	
Outdoor Production Future (N Lot)	Area	41.1	
Outdoor Production Future (S Lot)	Area	40.4	
Outdoor Production Future (S Lot)	Area	40.7	
Outdoor Production Future (S Lot)	Area	23.9	
Outdoor Production Future (S Lot)	Area	10.7	
Outdoor Production Future (S Lot)	Area	0.9	
Outdoor Production Future (S Lot)	Area	7.2	
Outdoor Production Future (S Lot)	Area	49.6	
Receptor R11 Fl G Leq,d 36.3 dB(A)			
Basecamp Future (N Lot)	Area	3.3	
Basecamp Future (N Lot)	Area	14.6	
Basecamp Future (N Lot)	Area	14.5	
Basecamp Future (N Lot)	Area	5.6	

Radford Studio Center
Calculated Noise Levels - 04b Outdoor Production/ Basecamp - Future

Source	Source type	Leq,d dB(A)	
Basecamp Future (N Lot)	Area	13.4	
Basecamp Future (N Lot)	Area	18.9	
Basecamp Future (N Lot)	Area	16.5	
Basecamp Future (N Lot)	Area	21.5	
Basecamp Future (S Lot)	Area	15.3	
Basecamp Future (S Lot)	Area	9.3	
Basecamp Future (S Lot)	Area	4.1	
Basecamp Future (S Lot)	Area	23.0	
Basecamp Future (S Lot)	Area	5.5	
Basecamp Future (S Lot)	Area	18.7	
Basecamp Future (S Lot)	Area	10.9	
Basecamp Future (S Lot)	Area	0.2	
Basecamp Future (S Lot)	Area	2.1	
Basecamp Future (S Lot)	Area	2.4	
Basecamp Future (S Lot)	Area	1.3	
Basecamp Future (S Lot)	Area	13.1	
Basecamp Future (S Lot)	Area	12.4	
Basecamp Future (S Lot)	Area	14.6	
Basecamp Future (S Lot)	Area	13.6	
Basecamp Future (S Lot)	Area	17.4	
Basecamp Future (S Lot)	Area	19.7	
Basecamp Future (S Lot)	Area	2.3	
Basecamp Future (S Lot)	Area	18.5	
Outdoor Production Future (N Lot)	Area	3.6	
Outdoor Production Future (N Lot)	Area	21.0	
Outdoor Production Future (N Lot)	Area	23.4	
Outdoor Production Future (N Lot)	Area	26.9	
Outdoor Production Future (S Lot)	Area	32.1	
Outdoor Production Future (S Lot)	Area	26.2	
Outdoor Production Future (S Lot)	Area	16.4	
Outdoor Production Future (S Lot)	Area	6.1	
Outdoor Production Future (S Lot)	Area	-2.7	
Outdoor Production Future (S Lot)	Area	1.7	
Outdoor Production Future (S Lot)	Area	25.4	
Receptor R12 Fl G Leq,d 57.9 dB(A)			
Basecamp Future (N Lot)	Area	23.2	
Basecamp Future (N Lot)	Area	35.0	
Basecamp Future (N Lot)	Area	22.9	
Basecamp Future (N Lot)	Area	32.5	
Basecamp Future (N Lot)	Area	41.2	
Basecamp Future (N Lot)	Area	50.7	
Basecamp Future (N Lot)	Area	49.4	
Basecamp Future (N Lot)	Area	36.2	

Radford Studio Center
Calculated Noise Levels - 04b Outdoor Production/ Basecamp - Future

Source	Source type	Leq,d dB(A)	
Basecamp Future (S Lot)	Area	22.4	
Basecamp Future (S Lot)	Area	19.4	
Basecamp Future (S Lot)	Area	27.3	
Basecamp Future (S Lot)	Area	28.4	
Basecamp Future (S Lot)	Area	4.6	
Basecamp Future (S Lot)	Area	18.4	
Basecamp Future (S Lot)	Area	15.5	
Basecamp Future (S Lot)	Area	1.8	
Basecamp Future (S Lot)	Area	2.5	
Basecamp Future (S Lot)	Area	2.2	
Basecamp Future (S Lot)	Area	1.1	
Basecamp Future (S Lot)	Area	12.9	
Basecamp Future (S Lot)	Area	12.0	
Basecamp Future (S Lot)	Area	9.6	
Basecamp Future (S Lot)	Area	14.2	
Basecamp Future (S Lot)	Area	17.6	
Basecamp Future (S Lot)	Area	17.3	
Basecamp Future (S Lot)	Area	22.8	
Basecamp Future (S Lot)	Area	20.0	
Outdoor Production Future (N Lot)	Area	21.4	
Outdoor Production Future (N Lot)	Area	34.9	
Outdoor Production Future (N Lot)	Area	48.3	
Outdoor Production Future (N Lot)	Area	54.8	
Outdoor Production Future (S Lot)	Area	39.3	
Outdoor Production Future (S Lot)	Area	32.3	
Outdoor Production Future (S Lot)	Area	23.9	
Outdoor Production Future (S Lot)	Area	11.9	
Outdoor Production Future (S Lot)	Area	0.2	
Outdoor Production Future (S Lot)	Area	5.2	
Outdoor Production Future (S Lot)	Area	35.1	
Receptor R13 Fl G Leq,d 48.1 dB(A)			
Basecamp Future (N Lot)	Area	35.1	
Basecamp Future (N Lot)	Area	38.7	
Basecamp Future (N Lot)	Area	18.5	
Basecamp Future (N Lot)	Area	27.7	
Basecamp Future (N Lot)	Area	33.9	
Basecamp Future (N Lot)	Area	32.6	
Basecamp Future (N Lot)	Area	14.4	
Basecamp Future (N Lot)	Area	6.9	
Basecamp Future (S Lot)	Area	27.6	
Basecamp Future (S Lot)	Area	13.1	
Basecamp Future (S Lot)	Area	5.5	
Basecamp Future (S Lot)	Area	18.8	

Radford Studio Center
Calculated Noise Levels - 04b Outdoor Production/ Basecamp - Future

Source	Source type	Leq,d dB(A)	
Basecamp Future (S Lot)	Area	-0.2	
Basecamp Future (S Lot)	Area	10.9	
Basecamp Future (S Lot)	Area	10.5	
Basecamp Future (S Lot)	Area	1.0	
Basecamp Future (S Lot)	Area	-0.3	
Basecamp Future (S Lot)	Area	1.1	
Basecamp Future (S Lot)	Area	-1.9	
Basecamp Future (S Lot)	Area	5.2	
Basecamp Future (S Lot)	Area	6.0	
Basecamp Future (S Lot)	Area	2.0	
Basecamp Future (S Lot)	Area	6.8	
Basecamp Future (S Lot)	Area	5.9	
Basecamp Future (S Lot)	Area	9.0	
Basecamp Future (S Lot)	Area	8.9	
Basecamp Future (S Lot)	Area	11.9	
Outdoor Production Future (N Lot)	Area	37.5	
Outdoor Production Future (N Lot)	Area	44.1	
Outdoor Production Future (N Lot)	Area	42.0	
Outdoor Production Future (N Lot)	Area	29.4	
Outdoor Production Future (S Lot)	Area	22.7	
Outdoor Production Future (S Lot)	Area	25.1	
Outdoor Production Future (S Lot)	Area	19.3	
Outdoor Production Future (S Lot)	Area	8.0	
Outdoor Production Future (S Lot)	Area	12.7	
Outdoor Production Future (S Lot)	Area	9.2	
Outdoor Production Future (S Lot)	Area	18.6	
Receptor R14 Fl G Leq,d 41.7 dB(A)			
Basecamp Future (N Lot)	Area	30.1	
Basecamp Future (N Lot)	Area	35.0	
Basecamp Future (N Lot)	Area	10.1	
Basecamp Future (N Lot)	Area	23.3	
Basecamp Future (N Lot)	Area	23.9	
Basecamp Future (N Lot)	Area	20.6	
Basecamp Future (N Lot)	Area	8.8	
Basecamp Future (N Lot)	Area	5.1	
Basecamp Future (S Lot)	Area	27.4	
Basecamp Future (S Lot)	Area	12.1	
Basecamp Future (S Lot)	Area	3.9	
Basecamp Future (S Lot)	Area	18.3	
Basecamp Future (S Lot)	Area	-2.2	
Basecamp Future (S Lot)	Area	9.5	
Basecamp Future (S Lot)	Area	7.1	
Basecamp Future (S Lot)	Area	-2.7	

Radford Studio Center
Calculated Noise Levels - 04b Outdoor Production/ Basecamp - Future

Source	Source type	Leq,d dB(A)	
Basecamp Future (S Lot)	Area	-3.4	
Basecamp Future (S Lot)	Area	-1.2	
Basecamp Future (S Lot)	Area	-5.8	
Basecamp Future (S Lot)	Area	4.8	
Basecamp Future (S Lot)	Area	6.6	
Basecamp Future (S Lot)	Area	1.3	
Basecamp Future (S Lot)	Area	6.3	
Basecamp Future (S Lot)	Area	5.5	
Basecamp Future (S Lot)	Area	8.2	
Basecamp Future (S Lot)	Area	8.2	
Basecamp Future (S Lot)	Area	11.2	
Outdoor Production Future (N Lot)	Area	27.9	
Outdoor Production Future (N Lot)	Area	37.8	
Outdoor Production Future (N Lot)	Area	32.9	
Outdoor Production Future (N Lot)	Area	19.4	
Outdoor Production Future (S Lot)	Area	22.9	
Outdoor Production Future (S Lot)	Area	25.0	
Outdoor Production Future (S Lot)	Area	17.5	
Outdoor Production Future (S Lot)	Area	7.8	
Outdoor Production Future (S Lot)	Area	11.5	
Outdoor Production Future (S Lot)	Area	13.1	
Outdoor Production Future (S Lot)	Area	16.5	
Receptor R15 Fl G Leq,d 39.1 dB(A)			
Basecamp Future (N Lot)	Area	27.1	
Basecamp Future (N Lot)	Area	30.8	
Basecamp Future (N Lot)	Area	7.4	
Basecamp Future (N Lot)	Area	15.0	
Basecamp Future (N Lot)	Area	26.0	
Basecamp Future (N Lot)	Area	24.7	
Basecamp Future (N Lot)	Area	4.1	
Basecamp Future (N Lot)	Area	5.9	
Basecamp Future (S Lot)	Area	25.3	
Basecamp Future (S Lot)	Area	14.5	
Basecamp Future (S Lot)	Area	5.5	
Basecamp Future (S Lot)	Area	23.5	
Basecamp Future (S Lot)	Area	-1.5	
Basecamp Future (S Lot)	Area	10.5	
Basecamp Future (S Lot)	Area	8.9	
Basecamp Future (S Lot)	Area	-1.9	
Basecamp Future (S Lot)	Area	-3.1	
Basecamp Future (S Lot)	Area	1.5	
Basecamp Future (S Lot)	Area	-4.3	
Basecamp Future (S Lot)	Area	7.2	

Radford Studio Center
Calculated Noise Levels - 04b Outdoor Production/ Basecamp - Future

Source	Source type	Leq,d dB(A)	
Basecamp Future (S Lot)	Area	10.9	
Basecamp Future (S Lot)	Area	0.8	
Basecamp Future (S Lot)	Area	6.0	
Basecamp Future (S Lot)	Area	4.4	
Basecamp Future (S Lot)	Area	9.6	
Basecamp Future (S Lot)	Area	12.8	
Basecamp Future (S Lot)	Area	15.8	
Outdoor Production Future (N Lot)	Area	21.0	
Outdoor Production Future (N Lot)	Area	33.5	
Outdoor Production Future (N Lot)	Area	31.2	
Outdoor Production Future (N Lot)	Area	25.8	
Outdoor Production Future (S Lot)	Area	23.9	
Outdoor Production Future (S Lot)	Area	26.1	
Outdoor Production Future (S Lot)	Area	16.9	
Outdoor Production Future (S Lot)	Area	3.7	
Outdoor Production Future (S Lot)	Area	1.9	
Outdoor Production Future (S Lot)	Area	6.9	
Outdoor Production Future (S Lot)	Area	20.6	

LEGEND

PROJECT PROPERTY LINE

PROPOSED MOBILITY HUB AREA

NORTH MOBILITY HUB 19,200 SQFT

SOUTH MOBILITY HUB 35,000 SQFT

TOTAL PROPOSED AREA: 54,200 SQFT

Radford STUDIO CENTER

PROJECT ADDRESS
4200 Radford Avenue
Studio City, CA 91604

PRIMARY MOBILITY HUB LOCATIONS
1" = 250'

0' 125' 250'

N

Radford Studio Center
Source Input - 05a Mobility Hub - Future (Without Radford Mobility Connector)

Road	Vehicle Trips Per Hour (Veh/h), Daytime	Vehicle Trips per Hour (Veh/h), Nighttime	
Mobility Hub South - Entering	78.00	18.00	
Mobility Hub South - Leaving	78.00	18.00	

Radford Studio Center
Calculated Noise Levels - 05a Mobility Hub - Future (Without Radford Mobility Connector)

Source	Source type	Leq,d dB(A)	Leq,n dB(A)
Receptor R01 Fl G Leq,d 32.0 dB(A) Leq,n 26.3 dB(A)			
Mobility Hub South - Entering	Road	29.9	24.1
Mobility Hub South - Leaving	Road	27.8	22.1
Receptor R02 Fl G Leq,d 20.2 dB(A) Leq,n 14.4 dB(A)			
Mobility Hub South - Entering	Road	18.0	12.2
Mobility Hub South - Leaving	Road	16.2	10.4
Receptor R03 Fl G Leq,d 52.5 dB(A) Leq,n 46.7 dB(A)			
Mobility Hub South - Entering	Road	49.3	43.5
Mobility Hub South - Leaving	Road	49.6	43.9
Receptor R03 Fl F2 Leq,d 51.5 dB(A) Leq,n 45.8 dB(A)			
Mobility Hub South - Entering	Road	48.3	42.6
Mobility Hub South - Leaving	Road	48.7	42.9
Receptor R04 Fl G Leq,d 44.4 dB(A) Leq,n 38.7 dB(A)			
Mobility Hub South - Entering	Road	37.2	31.5
Mobility Hub South - Leaving	Road	43.5	37.7
Receptor R05 Fl G Leq,d 35.2 dB(A) Leq,n 29.3 dB(A)			
Mobility Hub South - Entering	Road	34.3	28.5
Mobility Hub South - Leaving	Road	27.7	22.0
Receptor R05 Fl F2 Leq,d 42.2 dB(A) Leq,n 36.4 dB(A)			
Mobility Hub South - Entering	Road	41.5	35.6
Mobility Hub South - Leaving	Road	33.9	28.1
Receptor R06 Fl G Leq,d 26.1 dB(A) Leq,n 20.2 dB(A)			
Mobility Hub South - Entering	Road	24.6	18.7
Mobility Hub South - Leaving	Road	20.9	15.1
Receptor R07 Fl G Leq,d 23.1 dB(A) Leq,n 17.3 dB(A)			
Mobility Hub South - Entering	Road	21.3	15.4
Mobility Hub South - Leaving	Road	18.6	12.8
Receptor R08 Fl G Leq,d 28.7 dB(A) Leq,n 22.9 dB(A)			
Mobility Hub South - Entering	Road	26.7	20.9
Mobility Hub South - Leaving	Road	24.4	18.6
Receptor R09 Fl G Leq,d 7.6 dB(A) Leq,n 1.8 dB(A)			
Mobility Hub South - Entering	Road	1.8	-4.0
Mobility Hub South - Leaving	Road	6.3	0.4
Receptor R10 Fl G Leq,d 15.5 dB(A) Leq,n 9.7 dB(A)			
Mobility Hub South - Entering	Road	12.4	6.6
Mobility Hub South - Leaving	Road	12.6	6.8
Receptor R11 Fl G Leq,d 13.3 dB(A) Leq,n 7.5 dB(A)			
Mobility Hub South - Entering	Road	10.6	4.8
Mobility Hub South - Leaving	Road	10.0	4.1

Radford Studio Center
Calculated Noise Levels - 05a Mobility Hub - Future (Without Radford Mobility Connector)

Source	Source type	Leq,d dB(A)	Leq,n dB(A)	
Receptor R12 Fl G Leq,d 15.3 dB(A) Leq,n 9.4 dB(A)				
Mobility Hub South - Entering	Road	13.0	7.2	
Mobility Hub South - Leaving	Road	11.4	5.5	
Receptor R13 Fl G Leq,d 18.2 dB(A) Leq,n 12.4 dB(A)				
Mobility Hub South - Entering	Road	16.1	10.3	
Mobility Hub South - Leaving	Road	14.0	8.2	
Receptor R14 Fl G Leq,d 20.4 dB(A) Leq,n 14.5 dB(A)				
Mobility Hub South - Entering	Road	17.6	11.8	
Mobility Hub South - Leaving	Road	17.0	11.2	
Receptor R15 Fl G Leq,d 19.5 dB(A) Leq,n 13.6 dB(A)				
Mobility Hub South - Entering	Road	17.6	11.7	
Mobility Hub South - Leaving	Road	15.0	9.2	

Radford Studio Center
Source Input - 05b Mobility Hub - Future (With Radford Mobility Connector)

Road	Vehicle Trips Per Hour (Veh/h), Daytime	Vehicle Trips per Hour (Veh/h), Nighttime	
Mobility Hub North - Entering	39.00	9.00	
Mobility Hub North - Leaving	39.00	9.00	
Mobility Hub South - Entering	39.00	9.00	
Mobility Hub South - Leaving	39.00	9.00	

Radford Studio Center
Calculated Noise Levels - 05b Mobility Hub - Future (With Radford Mobility Connector)

Source	Source type	Leq,d dB(A)	Leq,n dB(A)
Receptor R01 Fl G Leq,d 49.3 dB(A) Leq,n 43.6 dB(A)			
Mobility Hub North - Entering	Road	47.1	41.4
Mobility Hub North - Leaving	Road	45.3	39.6
Mobility Hub South - Entering	Road	26.9	21.1
Mobility Hub South - Leaving	Road	24.8	19.1
Receptor R02 Fl G Leq,d 28.1 dB(A) Leq,n 22.3 dB(A)			
Mobility Hub North - Entering	Road	25.6	19.8
Mobility Hub North - Leaving	Road	23.7	17.9
Mobility Hub South - Entering	Road	15.0	9.2
Mobility Hub South - Leaving	Road	13.2	7.4
Receptor R03 Fl G Leq,d 49.6 dB(A) Leq,n 43.9 dB(A)			
Mobility Hub North - Entering	Road	30.0	24.3
Mobility Hub North - Leaving	Road	34.3	28.6
Mobility Hub South - Entering	Road	46.3	40.5
Mobility Hub South - Leaving	Road	46.6	40.9
Receptor R03 Fl F2 Leq,d 48.7 dB(A) Leq,n 43.0 dB(A)			
Mobility Hub North - Entering	Road	32.0	26.3
Mobility Hub North - Leaving	Road	33.0	27.3
Mobility Hub South - Entering	Road	45.3	39.6
Mobility Hub South - Leaving	Road	45.7	39.9
Receptor R04 Fl G Leq,d 41.4 dB(A) Leq,n 35.7 dB(A)			
Mobility Hub North - Entering	Road	-4.1	-9.9
Mobility Hub North - Leaving	Road	-5.8	-11.5
Mobility Hub South - Entering	Road	34.2	28.5
Mobility Hub South - Leaving	Road	40.5	34.7
Receptor R05 Fl G Leq,d 32.2 dB(A) Leq,n 26.3 dB(A)			
Mobility Hub North - Entering	Road	6.0	0.2
Mobility Hub North - Leaving	Road	2.1	-3.6
Mobility Hub South - Entering	Road	31.3	25.5
Mobility Hub South - Leaving	Road	24.7	19.0
Receptor R05 Fl F2 Leq,d 39.2 dB(A) Leq,n 33.3 dB(A)			
Mobility Hub North - Entering	Road	4.2	-1.5
Mobility Hub North - Leaving	Road	0.7	-5.0
Mobility Hub South - Entering	Road	38.5	32.6
Mobility Hub South - Leaving	Road	30.9	25.1
Receptor R06 Fl G Leq,d 23.2 dB(A) Leq,n 17.3 dB(A)			
Mobility Hub North - Entering	Road	2.9	-3.0
Mobility Hub North - Leaving	Road	-4.0	-9.9
Mobility Hub South - Entering	Road	21.6	15.7
Mobility Hub South - Leaving	Road	17.9	12.1
Receptor R07 Fl G Leq,d 20.2 dB(A) Leq,n 14.3 dB(A)			

Radford Studio Center
Calculated Noise Levels - 05b Mobility Hub - Future (With Radford Mobility Connector)

Source	Source type	Leq,d dB(A)	Leq,n dB(A)
Mobility Hub North - Entering	Road	-3.9	-9.8
Mobility Hub North - Leaving	Road	-6.0	-11.9
Mobility Hub South - Entering	Road	18.2	12.4
Mobility Hub South - Leaving	Road	15.6	9.8
Receptor R08 Fl G Leq,d 25.7 dB(A) Leq,n 19.9 dB(A)			
Mobility Hub North - Entering	Road	-6.4	-12.2
Mobility Hub North - Leaving	Road	-7.0	-12.9
Mobility Hub South - Entering	Road	23.7	17.9
Mobility Hub South - Leaving	Road	21.3	15.6
Receptor R09 Fl G Leq,d 13.1 dB(A) Leq,n 7.2 dB(A)			
Mobility Hub North - Entering	Road	10.3	4.4
Mobility Hub North - Leaving	Road	8.3	2.5
Mobility Hub South - Entering	Road	-1.2	-7.0
Mobility Hub South - Leaving	Road	3.3	-2.6
Receptor R10 Fl G Leq,d 17.9 dB(A) Leq,n 12.0 dB(A)			
Mobility Hub North - Entering	Road	13.5	7.7
Mobility Hub North - Leaving	Road	13.2	7.3
Mobility Hub South - Entering	Road	9.4	3.6
Mobility Hub South - Leaving	Road	9.6	3.8
Receptor R11 Fl G Leq,d 20.4 dB(A) Leq,n 14.5 dB(A)			
Mobility Hub North - Entering	Road	16.8	11.0
Mobility Hub North - Leaving	Road	17.0	11.2
Mobility Hub South - Entering	Road	7.6	1.8
Mobility Hub South - Leaving	Road	7.0	1.1
Receptor R12 Fl G Leq,d 38.2 dB(A) Leq,n 32.5 dB(A)			
Mobility Hub North - Entering	Road	34.3	28.6
Mobility Hub North - Leaving	Road	35.9	30.2
Mobility Hub South - Entering	Road	10.0	4.2
Mobility Hub South - Leaving	Road	8.3	2.5
Receptor R13 Fl G Leq,d 54.0 dB(A) Leq,n 48.3 dB(A)			
Mobility Hub North - Entering	Road	51.3	45.5
Mobility Hub North - Leaving	Road	50.7	45.0
Mobility Hub South - Entering	Road	13.1	7.3
Mobility Hub South - Leaving	Road	11.0	5.2
Receptor R14 Fl G Leq,d 54.3 dB(A) Leq,n 48.5 dB(A)			
Mobility Hub North - Entering	Road	53.4	47.5
Mobility Hub North - Leaving	Road	46.9	41.3
Mobility Hub South - Entering	Road	14.6	8.8
Mobility Hub South - Leaving	Road	14.0	8.2
Receptor R15 Fl G Leq,d 38.4 dB(A) Leq,n 32.7 dB(A)			
Mobility Hub North - Entering	Road	36.2	30.4

Radford Studio Center
Calculated Noise Levels - 05b Mobility Hub - Future (With Radford Mobility Connector)

Source	Source type	Leq,d dB(A)	Leq,n dB(A)	
Mobility Hub North - Leaving	Road	34.3	28.6	
Mobility Hub South - Entering	Road	14.5	8.7	
Mobility Hub South - Leaving	Road	12.0	6.2	

LEGEND

- EXISTING BUILDING
- EXISTING PARKING STRUCTURE
- SPECIFIC PLAN BOUNDARY
- AREA 1 & AREA 2 LINE

B# BUNGALOW

S# SOUND STAGE

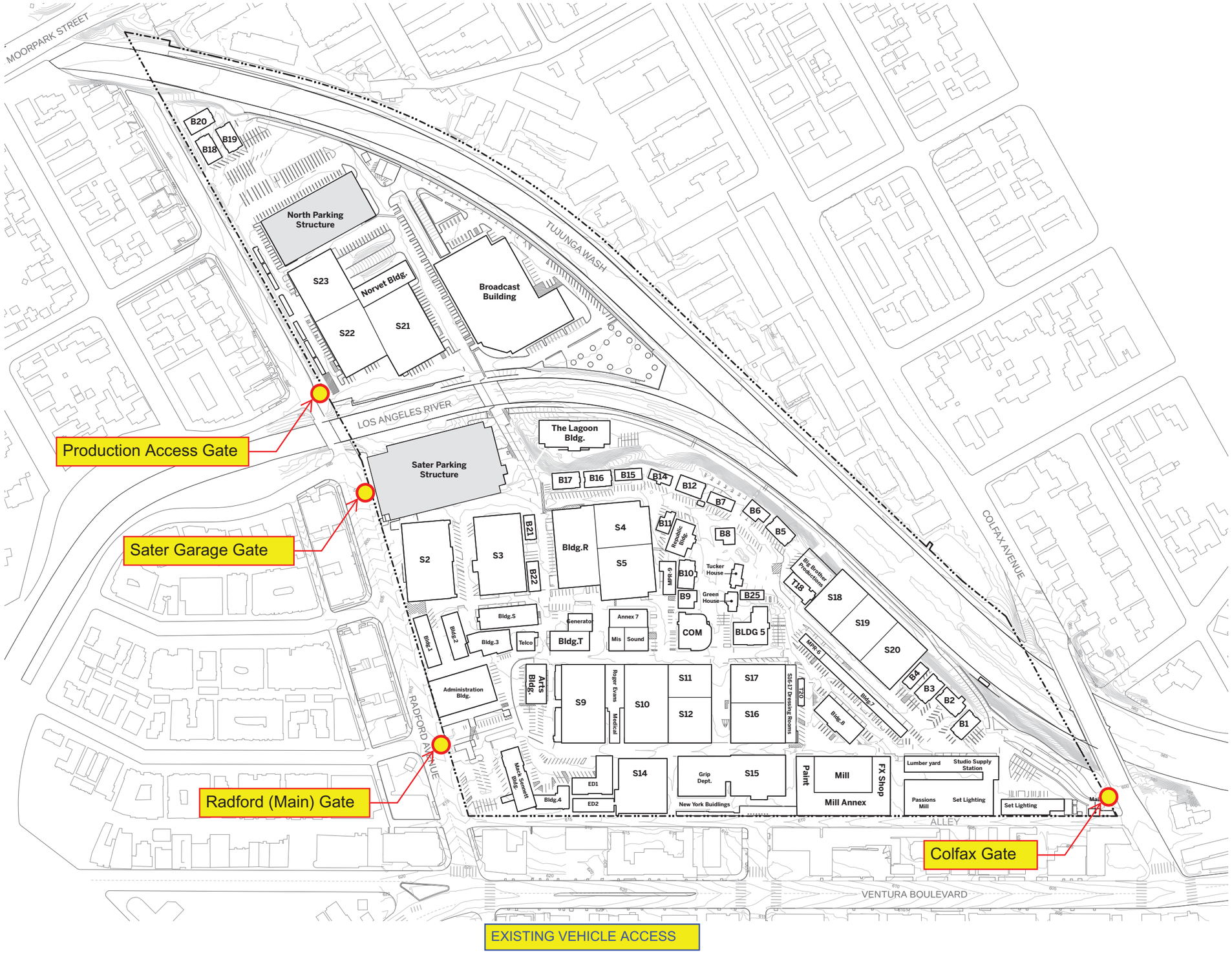

PROJECT ADDRESS
4200 Radford Avenue
Studio City, CA 91604

EXISTING SITE PLAN
1" = 250'

0' 125' 250' N

LEGEND

PROJECT PROPERTY LINE

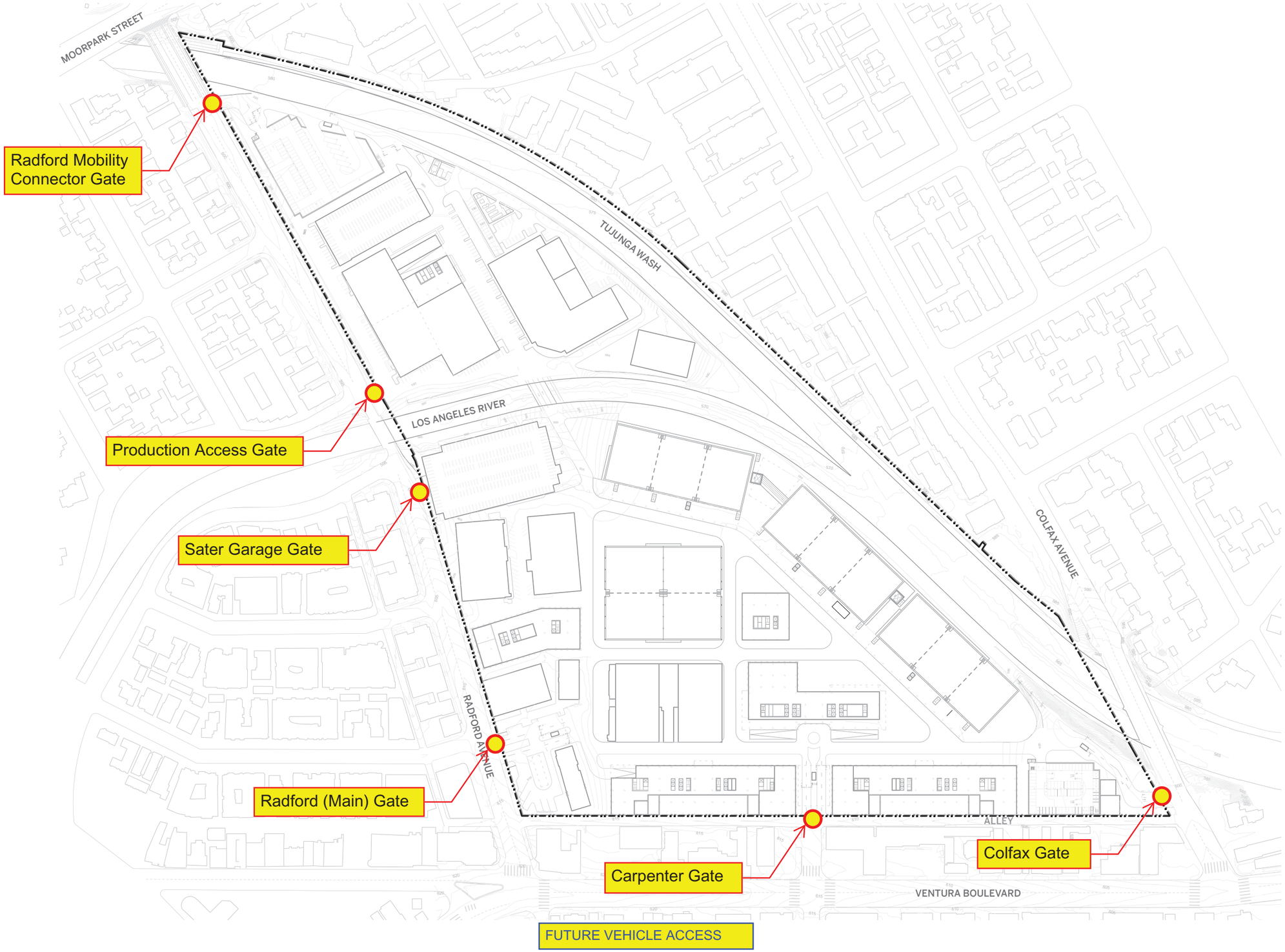

Radford STUDIO CENTER

PROJECT ADDRESS
4200 Radford Avenue
Studio City, CA 91604

FLOOR PLAN - GROUND LEVEL
1" = 250'

0' 125' 250'

N

Radford Studio Center
Emission calculation road - 06a On-Site Vehicles - Existing

Road	Vehicle Trips Per Hour (Veh/h), Daytime	Vehicle Trips Per Hour (Veh/h), Nighttime	
Colfax Gate Auto - Existing	202.09	42.44	
Colfax Gate Truck - Existing	10.41	2.19	
Colfax Gate Truck - Existing	10.41	2.19	
Colfax Gate Truck - Existing	10.41	2.19	
Colfax Gate Truck - Existing	10.41	2.19	
Colfax Gate Truck - Existing	10.41	2.19	
Colfax Gate Truck - Existing	10.41	2.19	
Colfax Gate Truck - Existing	10.41	2.19	
Colfax Gate Truck - Existing	10.41	2.19	
Colfax Gate Truck - Existing	10.41	2.19	
Production Access Gate Truck - Existing	0.07	0.02	
Radford Gate Auto - Existing	149.44	31.39	
Radford Gate Auto - Existing	149.43	31.38	
Radford Gate Truck - Existing	0.07	0.02	
Sater Gate Auto - Existing	354.00	74.34	

Radford Studio Center
Calculated Noise Levels - 06a On-Site Vehicles - Existing

Source	Source type	Leq,d dB(A)
Receptor R01 Fl G Leq,d 51.0 dB(A) Leq,n 44.2 dB(A)		
Colfax Gate Auto - Existing	Road	15.7
Colfax Gate Truck - Existing	Road	28.0
Colfax Gate Truck - Existing	Road	12.4
Production Access Gate Truck - Existing	Road	24.7
Radford Gate Auto - Existing	Road	10.2
Radford Gate Auto - Existing	Road	26.6
Radford Gate Truck - Existing	Road	-12.4
Sater Gate Auto - Existing	Road	50.9
Receptor R02 Fl G Leq,d 37.9 dB(A) Leq,n 31.2 dB(A)		
Colfax Gate Auto - Existing	Road	13.7
Colfax Gate Truck - Existing	Road	17.5
Colfax Gate Truck - Existing	Road	12.6
Production Access Gate Truck - Existing	Road	16.1
Radford Gate Auto - Existing	Road	8.6
Radford Gate Auto - Existing	Road	12.8
Radford Gate Truck - Existing	Road	-11.9
Sater Gate Auto - Existing	Road	37.8
Receptor R03 Fl G Leq,d 42.6 dB(A) Leq,n 35.8 dB(A)		
Colfax Gate Auto - Existing	Road	18.3
Colfax Gate Truck - Existing	Road	17.6
Colfax Gate Truck - Existing	Road	26.0
Production Access Gate Truck - Existing	Road	17.6
Radford Gate Auto - Existing	Road	33.7
Radford Gate Auto - Existing	Road	16.1
Radford Gate Truck - Existing	Road	16.8
Sater Gate Auto - Existing	Road	41.8
Receptor R03 Fl F2 Leq,d 41.8 dB(A) Leq,n 35.1 dB(A)		
Colfax Gate Auto - Existing	Road	18.5
Colfax Gate Truck - Existing	Road	18.1
Colfax Gate Truck - Existing	Road	25.4
Production Access Gate Truck - Existing	Road	17.1
Radford Gate Auto - Existing	Road	33.2
Radford Gate Auto - Existing	Road	15.2
Radford Gate Truck - Existing	Road	15.9
Sater Gate Auto - Existing	Road	41.0
Receptor R04 Fl G Leq,d 33.7 dB(A) Leq,n 26.9 dB(A)		
Colfax Gate Auto - Existing	Road	9.7
Colfax Gate Truck - Existing	Road	10.5
Colfax Gate Truck - Existing	Road	27.7
Production Access Gate Truck - Existing	Road	-25.2
Radford Gate Auto - Existing	Road	32.2

Radford Studio Center
Calculated Noise Levels - 06a On-Site Vehicles - Existing

Source	Source type	Leq,d dB(A)
Radford Gate Auto - Existing	Road	2.5
Radford Gate Truck - Existing	Road	14.0
Sater Gate Auto - Existing	Road	2.2
Receptor R05 Fl G Leq,d 24.9 dB(A) Leq,n 18.2 dB(A)		
Colfax Gate Auto - Existing	Road	17.4
Colfax Gate Truck - Existing	Road	19.1
Colfax Gate Truck - Existing	Road	19.7
Production Access Gate Truck - Existing	Road	-14.6
Radford Gate Auto - Existing	Road	16.0
Radford Gate Auto - Existing	Road	12.1
Radford Gate Truck - Existing	Road	-4.4
Sater Gate Auto - Existing	Road	14.0
Receptor R05 Fl F2 Leq,d 26.0 dB(A) Leq,n 19.3 dB(A)		
Colfax Gate Auto - Existing	Road	16.8
Colfax Gate Truck - Existing	Road	18.5
Colfax Gate Truck - Existing	Road	23.0
Production Access Gate Truck - Existing	Road	-15.5
Radford Gate Auto - Existing	Road	17.4
Radford Gate Auto - Existing	Road	10.0
Radford Gate Truck - Existing	Road	-1.7
Sater Gate Auto - Existing	Road	12.4
Receptor R06 Fl G Leq,d 19.5 dB(A) Leq,n 12.7 dB(A)		
Colfax Gate Auto - Existing	Road	12.5
Colfax Gate Truck - Existing	Road	14.2
Colfax Gate Truck - Existing	Road	12.1
Production Access Gate Truck - Existing	Road	-17.0
Radford Gate Auto - Existing	Road	10.9
Radford Gate Auto - Existing	Road	6.3
Radford Gate Truck - Existing	Road	-9.0
Sater Gate Auto - Existing	Road	10.6
Receptor R07 Fl G Leq,d 31.9 dB(A) Leq,n 25.1 dB(A)		
Colfax Gate Auto - Existing	Road	27.7
Colfax Gate Truck - Existing	Road	29.3
Colfax Gate Truck - Existing	Road	18.8
Production Access Gate Truck - Existing	Road	-22.1
Radford Gate Auto - Existing	Road	7.5
Radford Gate Auto - Existing	Road	12.8
Radford Gate Truck - Existing	Road	-11.5
Sater Gate Auto - Existing	Road	7.3
Receptor R08 Fl G Leq,d 38.0 dB(A) Leq,n 31.2 dB(A)		
Colfax Gate Auto - Existing	Road	35.9
Colfax Gate Truck - Existing	Road	33.7

Radford Studio Center
Calculated Noise Levels - 06a On-Site Vehicles - Existing

Source	Source type	Leq,d dB(A)
Colfax Gate Truck - Existing	Road	20.0
Production Access Gate Truck - Existing	Road	-17.6
Radford Gate Auto - Existing	Road	9.3
Radford Gate Auto - Existing	Road	12.3
Radford Gate Truck - Existing	Road	-9.8
Sater Gate Auto - Existing	Road	14.8
Receptor R09 Fl G Leq,d 45.4 dB(A) Leq,n 38.6 dB(A)		
Colfax Gate Auto - Existing	Road	42.4
Colfax Gate Truck - Existing	Road	42.0
Colfax Gate Truck - Existing	Road	28.9
Production Access Gate Truck - Existing	Road	-18.5
Radford Gate Auto - Existing	Road	10.6
Radford Gate Auto - Existing	Road	24.2
Radford Gate Truck - Existing	Road	-8.5
Sater Gate Auto - Existing	Road	19.7
Receptor R10 Fl G Leq,d 42.4 dB(A) Leq,n 35.7 dB(A)		
Colfax Gate Auto - Existing	Road	38.2
Colfax Gate Truck - Existing	Road	39.3
Colfax Gate Truck - Existing	Road	24.4
Production Access Gate Truck - Existing	Road	-12.0
Radford Gate Auto - Existing	Road	13.0
Radford Gate Auto - Existing	Road	30.7
Radford Gate Truck - Existing	Road	-7.2
Sater Gate Auto - Existing	Road	30.0
Receptor R11 Fl G Leq,d 30.0 dB(A) Leq,n 23.3 dB(A)		
Colfax Gate Auto - Existing	Road	24.3
Colfax Gate Truck - Existing	Road	26.7
Colfax Gate Truck - Existing	Road	19.8
Production Access Gate Truck - Existing	Road	-11.6
Radford Gate Auto - Existing	Road	9.5
Radford Gate Auto - Existing	Road	18.1
Radford Gate Truck - Existing	Road	-11.1
Sater Gate Auto - Existing	Road	20.0
Receptor R12 Fl G Leq,d 49.6 dB(A) Leq,n 42.8 dB(A)		
Colfax Gate Auto - Existing	Road	30.4
Colfax Gate Truck - Existing	Road	44.9
Colfax Gate Truck - Existing	Road	21.5
Production Access Gate Truck - Existing	Road	5.9
Radford Gate Auto - Existing	Road	12.3
Radford Gate Auto - Existing	Road	47.4
Radford Gate Truck - Existing	Road	-6.6
Sater Gate Auto - Existing	Road	34.0

Radford Studio Center
Calculated Noise Levels - 06a On-Site Vehicles - Existing

Source	Source type	Leq,d dB(A)	
Receptor R13 Fl G Leq,d 42.2 dB(A) Leq,n 35.5 dB(A)			
Colfax Gate Auto - Existing	Road	11.3	
Colfax Gate Truck - Existing	Road	33.9	
Colfax Gate Truck - Existing	Road	11.0	
Production Access Gate Truck - Existing	Road	15.9	
Radford Gate Auto - Existing	Road	7.3	
Radford Gate Auto - Existing	Road	31.6	
Radford Gate Truck - Existing	Road	-12.7	
Sater Gate Auto - Existing	Road	41.1	
Receptor R14 Fl G Leq,d 35.8 dB(A) Leq,n 29.0 dB(A)			
Colfax Gate Auto - Existing	Road	12.4	
Colfax Gate Truck - Existing	Road	16.9	
Colfax Gate Truck - Existing	Road	12.7	
Production Access Gate Truck - Existing	Road	11.7	
Radford Gate Auto - Existing	Road	7.4	
Radford Gate Auto - Existing	Road	12.7	
Radford Gate Truck - Existing	Road	-12.0	
Sater Gate Auto - Existing	Road	35.6	
Receptor R15 Fl G Leq,d 32.5 dB(A) Leq,n 25.7 dB(A)			
Colfax Gate Auto - Existing	Road	12.6	
Colfax Gate Truck - Existing	Road	18.3	
Colfax Gate Truck - Existing	Road	11.3	
Production Access Gate Truck - Existing	Road	8.9	
Radford Gate Auto - Existing	Road	5.8	
Radford Gate Auto - Existing	Road	13.9	
Radford Gate Truck - Existing	Road	-14.2	
Sater Gate Auto - Existing	Road	32.2	

Radford Studio Center
Source Input - 06b On-Site Vehicles - Future (Without Radford Mobility Connector)

Road	Vehicle Trips Per Hour (Veh/h), Daytime	Vehicle Trips Per Hour (Veh/h), Nighttime	
Carpenter Gate Auto - Future	671.99	141.12	
Carpenter Gate Truck - Future	1.01	0.21	
Colfax Gate Auto - Future	297.66	62.51	
Colfax Gate Truck - Future	14.85	3.11	
Colfax Gate Truck - Future	14.85	3.11	
Production Access Gate Truck - Future	0.11	0.03	
Radford Gate Auto - Future	213.89	44.92	
Radford Gate Auto - Future	213.89	44.92	
Radford Gate Auto - Future	213.89	44.92	
Radford Gate Truck - Future	0.11	0.03	
Sater Gate Auto - Future	469.00	98.49	

Radford Studio Center
Calculated Noise Levels - 06b On-Site Vehicles - Future (Without Radford Mobility Connector)

Source	Source type	Leq,d dB(A)
Receptor R01 Fl G Leq,d 47.5 dB(A) Leq,n 40.7 dB(A)		
Colfax Gate Auto - Future	Road	-1.8
Carpenter Gate Auto - Future	Road	4.9
Sater Gate Auto - Future	Road	46.0
Radford Gate Auto - Future	Road	8.1
Radford Gate Auto - Future	Road	41.7
Radford Gate Auto - Future	Road	26.4
Colfax Gate Truck - Future	Road	11.6
Radford Gate Truck - Future	Road	-8.5
Production Access Gate Truck - Future	Road	24.0
Colfax Gate Truck - Future	Road	28.5
Carpenter Gate Truck - Future	Road	14.7
Receptor R02 Fl G Leq,d 34.6 dB(A) Leq,n 27.9 dB(A)		
Colfax Gate Auto - Future	Road	-0.8
Carpenter Gate Auto - Future	Road	3.0
Sater Gate Auto - Future	Road	34.2
Radford Gate Auto - Future	Road	9.1
Radford Gate Auto - Future	Road	21.5
Radford Gate Auto - Future	Road	7.9
Colfax Gate Truck - Future	Road	11.3
Radford Gate Truck - Future	Road	-8.7
Production Access Gate Truck - Future	Road	17.2
Colfax Gate Truck - Future	Road	14.5
Carpenter Gate Truck - Future	Road	15.5
Receptor R03 Fl G Leq,d 45.3 dB(A) Leq,n 38.5 dB(A)		
Colfax Gate Auto - Future	Road	-3.6
Carpenter Gate Auto - Future	Road	8.3
Sater Gate Auto - Future	Road	43.2
Radford Gate Auto - Future	Road	40.5
Radford Gate Auto - Future	Road	12.7
Radford Gate Auto - Future	Road	6.4
Colfax Gate Truck - Future	Road	14.5
Radford Gate Truck - Future	Road	21.0
Production Access Gate Truck - Future	Road	21.6
Colfax Gate Truck - Future	Road	13.4
Carpenter Gate Truck - Future	Road	30.3
Receptor R03 Fl F2 Leq,d 45.0 dB(A) Leq,n 38.3 dB(A)		
Colfax Gate Auto - Future	Road	-1.1
Carpenter Gate Auto - Future	Road	11.6
Sater Gate Auto - Future	Road	43.4
Radford Gate Auto - Future	Road	39.5

Radford Studio Center
Calculated Noise Levels - 06b On-Site Vehicles - Future (Without Radford Mobility Connector)

Source	Source type	Leq,d dB(A)	
Radford Gate Auto - Future	Road	12.3	
Radford Gate Auto - Future	Road	5.7	
Colfax Gate Truck - Future	Road	13.9	
Radford Gate Truck - Future	Road	19.7	
Production Access Gate Truck - Future	Road	21.2	
Colfax Gate Truck - Future	Road	13.1	
Carpenter Gate Truck - Future	Road	29.5	
Receptor R04 Fl G Leq,d 40.2 dB(A) Leq,n 33.4 dB(A)			
Colfax Gate Auto - Future	Road	12.9	
Carpenter Gate Auto - Future	Road	32.1	
Sater Gate Auto - Future	Road	2.6	
Radford Gate Auto - Future	Road	35.3	
Radford Gate Auto - Future	Road	2.4	
Radford Gate Auto - Future	Road	-14.5	
Colfax Gate Truck - Future	Road	21.3	
Radford Gate Truck - Future	Road	16.3	
Production Access Gate Truck - Future	Road	-23.3	
Colfax Gate Truck - Future	Road	-2.9	
Carpenter Gate Truck - Future	Road	37.3	
Receptor R05 Fl G Leq,d 46.5 dB(A) Leq,n 39.7 dB(A)			
Colfax Gate Auto - Future	Road	2.5	
Carpenter Gate Auto - Future	Road	43.4	
Sater Gate Auto - Future	Road	9.5	
Radford Gate Auto - Future	Road	13.7	
Radford Gate Auto - Future	Road	6.4	
Radford Gate Auto - Future	Road	-0.8	
Colfax Gate Truck - Future	Road	9.0	
Radford Gate Truck - Future	Road	-4.6	
Production Access Gate Truck - Future	Road	-17.4	
Colfax Gate Truck - Future	Road	7.8	
Carpenter Gate Truck - Future	Road	43.6	
Receptor R05 Fl F2 Leq,d 44.7 dB(A) Leq,n 37.9 dB(A)			
Colfax Gate Auto - Future	Road	2.9	
Carpenter Gate Auto - Future	Road	41.9	
Sater Gate Auto - Future	Road	6.6	
Radford Gate Auto - Future	Road	13.1	
Radford Gate Auto - Future	Road	4.9	
Radford Gate Auto - Future	Road	-3.2	
Colfax Gate Truck - Future	Road	7.3	
Radford Gate Truck - Future	Road	-5.4	
Production Access Gate Truck - Future	Road	-21.2	
Colfax Gate Truck - Future	Road	6.2	

Radford Studio Center
Calculated Noise Levels - 06b On-Site Vehicles - Future (Without Radford Mobility Connector)

Source	Source type	Leq,d dB(A)	
Carpenter Gate Truck - Future	Road	41.4	
Receptor R06 Fl G Leq,d 20.6 dB(A) Leq,n 13.8 dB(A)			
Colfax Gate Auto - Future	Road	4.2	
Carpenter Gate Auto - Future	Road	13.2	
Sater Gate Auto - Future	Road	2.8	
Radford Gate Auto - Future	Road	6.3	
Radford Gate Auto - Future	Road	1.3	
Radford Gate Auto - Future	Road	-5.1	
Colfax Gate Truck - Future	Road	6.3	
Radford Gate Truck - Future	Road	-11.9	
Production Access Gate Truck - Future	Road	-25.9	
Colfax Gate Truck - Future	Road	4.6	
Carpenter Gate Truck - Future	Road	18.9	
Receptor R07 Fl G Leq,d 32.8 dB(A) Leq,n 26.0 dB(A)			
Colfax Gate Auto - Future	Road	28.1	
Carpenter Gate Auto - Future	Road	22.3	
Sater Gate Auto - Future	Road	-1.2	
Radford Gate Auto - Future	Road	2.1	
Radford Gate Auto - Future	Road	-1.9	
Radford Gate Auto - Future	Road	-3.2	
Colfax Gate Truck - Future	Road	29.4	
Radford Gate Truck - Future	Road	-16.9	
Production Access Gate Truck - Future	Road	-29.5	
Colfax Gate Truck - Future	Road	-0.9	
Carpenter Gate Truck - Future	Road	23.8	
Receptor R08 Fl G Leq,d 38.0 dB(A) Leq,n 31.3 dB(A)			
Colfax Gate Auto - Future	Road	36.2	
Carpenter Gate Auto - Future	Road	25.0	
Sater Gate Auto - Future	Road	-3.3	
Radford Gate Auto - Future	Road	1.1	
Radford Gate Auto - Future	Road	-8.8	
Radford Gate Auto - Future	Road	-11.9	
Colfax Gate Truck - Future	Road	31.9	
Radford Gate Truck - Future	Road	-17.3	
Production Access Gate Truck - Future	Road	-29.9	
Colfax Gate Truck - Future	Road	-8.0	
Carpenter Gate Truck - Future	Road	25.2	
Receptor R09 Fl G Leq,d 47.6 dB(A) Leq,n 40.8 dB(A)			
Colfax Gate Auto - Future	Road	41.5	
Carpenter Gate Auto - Future	Road	43.0	
Sater Gate Auto - Future	Road	19.6	

Radford Studio Center
Calculated Noise Levels - 06b On-Site Vehicles - Future (Without Radford Mobility Connector)

Source	Source type	Leq,d dB(A)	
Radford Gate Auto - Future	Road	5.0	
Radford Gate Auto - Future	Road	17.8	
Radford Gate Auto - Future	Road	22.7	
Colfax Gate Truck - Future	Road	43.5	
Radford Gate Truck - Future	Road	-13.6	
Production Access Gate Truck - Future	Road	-18.6	
Colfax Gate Truck - Future	Road	22.9	
Carpenter Gate Truck - Future	Road	15.2	
Receptor R10 Fl G Leq,d 41.3 dB(A) Leq,n 34.6 dB(A)			
Colfax Gate Auto - Future	Road	34.7	
Carpenter Gate Auto - Future	Road	22.7	
Sater Gate Auto - Future	Road	32.6	
Radford Gate Auto - Future	Road	6.4	
Radford Gate Auto - Future	Road	27.5	
Radford Gate Auto - Future	Road	31.2	
Colfax Gate Truck - Future	Road	36.8	
Radford Gate Truck - Future	Road	-11.7	
Production Access Gate Truck - Future	Road	-8.8	
Colfax Gate Truck - Future	Road	32.8	
Carpenter Gate Truck - Future	Road	18.3	
Receptor R11 Fl G Leq,d 25.8 dB(A) Leq,n 19.0 dB(A)			
Colfax Gate Auto - Future	Road	12.9	
Carpenter Gate Auto - Future	Road	15.0	
Sater Gate Auto - Future	Road	18.1	
Radford Gate Auto - Future	Road	4.6	
Radford Gate Auto - Future	Road	15.8	
Radford Gate Auto - Future	Road	16.8	
Colfax Gate Truck - Future	Road	17.1	
Radford Gate Truck - Future	Road	-12.8	
Production Access Gate Truck - Future	Road	-9.9	
Colfax Gate Truck - Future	Road	19.5	
Carpenter Gate Truck - Future	Road	15.5	
Receptor R12 Fl G Leq,d 52.0 dB(A) Leq,n 45.2 dB(A)			
Colfax Gate Auto - Future	Road	23.6	
Carpenter Gate Auto - Future	Road	7.4	
Sater Gate Auto - Future	Road	24.0	
Radford Gate Auto - Future	Road	9.5	
Radford Gate Auto - Future	Road	39.0	
Radford Gate Auto - Future	Road	49.0	
Colfax Gate Truck - Future	Road	31.1	
Radford Gate Truck - Future	Road	-8.6	
Production Access Gate Truck - Future	Road	5.0	

Radford Studio Center
Calculated Noise Levels - 06b On-Site Vehicles - Future (Without Radford Mobility Connector)

Source	Source type	Leq,d dB(A)	
Colfax Gate Truck - Future	Road	48.4	
Carpenter Gate Truck - Future	Road	15.9	
Receptor R13 Fl G Leq,d 46.2 dB(A) Leq,n 39.4 dB(A)			
Colfax Gate Auto - Future	Road	-2.9	
Carpenter Gate Auto - Future	Road	-1.3	
Sater Gate Auto - Future	Road	32.5	
Radford Gate Auto - Future	Road	2.4	
Radford Gate Auto - Future	Road	45.4	
Radford Gate Auto - Future	Road	33.4	
Colfax Gate Truck - Future	Road	5.2	
Radford Gate Truck - Future	Road	-15.9	
Production Access Gate Truck - Future	Road	12.9	
Colfax Gate Truck - Future	Road	34.7	
Carpenter Gate Truck - Future	Road	10.7	
Receptor R14 Fl G Leq,d 38.6 dB(A) Leq,n 31.9 dB(A)			
Colfax Gate Auto - Future	Road	-0.7	
Carpenter Gate Auto - Future	Road	2.2	
Sater Gate Auto - Future	Road	34.7	
Radford Gate Auto - Future	Road	8.2	
Radford Gate Auto - Future	Road	36.2	
Radford Gate Auto - Future	Road	12.1	
Colfax Gate Truck - Future	Road	9.1	
Radford Gate Truck - Future	Road	-10.2	
Production Access Gate Truck - Future	Road	12.8	
Colfax Gate Truck - Future	Road	14.9	
Carpenter Gate Truck - Future	Road	15.9	
Receptor R15 Fl G Leq,d 33.4 dB(A) Leq,n 26.6 dB(A)			
Colfax Gate Auto - Future	Road	1.7	
Carpenter Gate Auto - Future	Road	4.2	
Sater Gate Auto - Future	Road	31.7	
Radford Gate Auto - Future	Road	6.8	
Radford Gate Auto - Future	Road	27.6	
Radford Gate Auto - Future	Road	13.7	
Colfax Gate Truck - Future	Road	10.6	
Radford Gate Truck - Future	Road	-11.1	
Production Access Gate Truck - Future	Road	9.3	
Colfax Gate Truck - Future	Road	17.0	
Carpenter Gate Truck - Future	Road	14.1	

Radford Studio Center
Emission calculation road - 06c On-Site Vehicles - Future (With Radford Mobility Connector)

Road	Vehicle Trips Per Hour (Veh/h), Daytime	Vehicle Trips Per Hour (Veh/h), Nighttime	
Carpenter Gate Auto - Future	515.71	108.30	
Carpenter Gate Truck - Future	1.29	0.27	
Colfax Gate Auto - Future	229.36	48.17	
Colfax Gate Truck - Future	5.64	1.19	
Production Access Gate Truck - Future	0.11	0.03	
Radford Gate Auto - Future	213.89	44.92	
Radford Gate Truck - Future	0.11	0.03	
Radford Mobility Conn. Gate Auto-Future	305.96	64.25	
Radford Mobility Conn. Gate Auto-Future	305.96	64.25	
Radford Mobility Conn. Gate Truck-Future	7.04	1.48	
Sater Gate Auto - Future	391.50	82.22	

Radford Studio Center
Calculated Noise Levels - 06c On-Site Vehicles - Future (With Radford Mobility Connector)

Source	Source type	Leq,d dB(A)	Leq,n dB(A)
Receptor R01 Fl G Leq,d 48.3 dB(A) Leq,n 41.5 dB(A)			
Carpenter Gate Auto - Future	Road	3.7	-3.0
Carpenter Gate Truck - Future	Road	15.8	8.9
Colfax Gate Auto - Future	Road	7.3	0.5
Colfax Gate Truck - Future	Road	7.4	0.6
Production Access Gate Truck - Future	Road	10.2	5.5
Radford Gate Auto - Future	Road	8.1	1.3
Radford Gate Truck - Future	Road	-8.5	-13.2
Radford Mobility Conn. Gate Auto-Future	Road	42.7	35.9
Radford Mobility Conn. Gate Auto-Future	Road	39.2	32.4
Radford Mobility Conn. Gate Truck-Future	Road	38.2	31.4
Sater Gate Auto - Future	Road	45.3	38.5
Receptor R02 Fl G Leq,d 34.1 dB(A) Leq,n 27.4 dB(A)			
Carpenter Gate Auto - Future	Road	1.9	-4.9
Carpenter Gate Truck - Future	Road	16.6	9.7
Colfax Gate Auto - Future	Road	8.3	1.5
Colfax Gate Truck - Future	Road	7.1	0.4
Production Access Gate Truck - Future	Road	-4.7	-9.4
Radford Gate Auto - Future	Road	9.1	2.4
Radford Gate Truck - Future	Road	-8.7	-13.4
Radford Mobility Conn. Gate Auto-Future	Road	17.1	10.3
Radford Mobility Conn. Gate Auto-Future	Road	21.9	15.1
Radford Mobility Conn. Gate Truck-Future	Road	20.1	13.4
Sater Gate Auto - Future	Road	33.5	26.7
Receptor R03 Fl G Leq,d 44.9 dB(A) Leq,n 38.1 dB(A)			
Carpenter Gate Auto - Future	Road	7.2	0.4
Carpenter Gate Truck - Future	Road	31.4	24.4
Colfax Gate Auto - Future	Road	5.3	-1.4
Colfax Gate Truck - Future	Road	10.3	3.5
Production Access Gate Truck - Future	Road	12.4	7.6
Radford Gate Auto - Future	Road	40.5	33.8
Radford Gate Truck - Future	Road	21.0	16.1
Radford Mobility Conn. Gate Auto-Future	Road	27.0	20.2
Radford Mobility Conn. Gate Auto-Future	Road	9.8	3.1
Radford Mobility Conn. Gate Truck-Future	Road	18.4	11.6
Sater Gate Auto - Future	Road	42.4	35.7
Receptor R03 Fl F2 Leq,d 44.6 dB(A) Leq,n 37.9 dB(A)			
Carpenter Gate Auto - Future	Road	10.5	3.7
Carpenter Gate Truck - Future	Road	30.6	23.7
Colfax Gate Auto - Future	Road	7.6	0.9
Colfax Gate Truck - Future	Road	9.7	3.0
Production Access Gate Truck - Future	Road	12.7	8.2

Radford Studio Center
Calculated Noise Levels - 06c On-Site Vehicles - Future (With Radford Mobility Connector)

Source	Source type	Leq,d dB(A)	Leq,n dB(A)
Radford Gate Auto - Future	Road	39.5	32.7
Radford Gate Truck - Future	Road	19.6	14.9
Radford Mobility Conn. Gate Auto-Future	Road	27.4	20.7
Radford Mobility Conn. Gate Auto-Future	Road	9.2	2.5
Radford Mobility Conn. Gate Truck-Future	Road	19.2	12.4
Sater Gate Auto - Future	Road	42.6	35.8
Receptor R04 Fl G Leq,d 40.7 dB(A) Leq,n 33.8 dB(A)			
Carpenter Gate Auto - Future	Road	30.9	24.1
Carpenter Gate Truck - Future	Road	38.4	31.4
Colfax Gate Auto - Future	Road	19.8	13.0
Colfax Gate Truck - Future	Road	17.1	10.3
Production Access Gate Truck - Future	Road	-26.3	-30.9
Radford Gate Auto - Future	Road	35.3	28.5
Radford Gate Truck - Future	Road	16.3	11.5
Radford Mobility Conn. Gate Auto-Future	Road	-13.6	-20.4
Radford Mobility Conn. Gate Auto-Future	Road	-10.9	-17.7
Radford Mobility Conn. Gate Truck-Future	Road	-12.3	-19.1
Sater Gate Auto - Future	Road	1.8	-4.9
Receptor R05 Fl G Leq,d 46.7 dB(A) Leq,n 39.8 dB(A)			
Carpenter Gate Auto - Future	Road	42.3	35.5
Carpenter Gate Truck - Future	Road	44.7	37.7
Colfax Gate Auto - Future	Road	11.3	4.5
Colfax Gate Truck - Future	Road	4.8	-1.9
Production Access Gate Truck - Future	Road	-17.6	-22.5
Radford Gate Auto - Future	Road	13.7	6.9
Radford Gate Truck - Future	Road	-4.6	-9.3
Radford Mobility Conn. Gate Auto-Future	Road	-12.5	-19.2
Radford Mobility Conn. Gate Auto-Future	Road	2.8	-4.0
Radford Mobility Conn. Gate Truck-Future	Road	-0.2	-7.0
Sater Gate Auto - Future	Road	8.8	2.0
Receptor R05 Fl F2 Leq,d 44.7 dB(A) Leq,n 37.9 dB(A)			
Carpenter Gate Auto - Future	Road	40.8	34.0
Carpenter Gate Truck - Future	Road	42.5	35.5
Colfax Gate Auto - Future	Road	11.8	5.0
Colfax Gate Truck - Future	Road	3.1	-3.6
Production Access Gate Truck - Future	Road	-20.6	-25.5
Radford Gate Auto - Future	Road	13.1	6.3
Radford Gate Truck - Future	Road	-5.4	-10.0
Radford Mobility Conn. Gate Auto-Future	Road	-12.6	-19.4
Radford Mobility Conn. Gate Auto-Future	Road	0.7	-6.1
Radford Mobility Conn. Gate Truck-Future	Road	-2.1	-8.8
Sater Gate Auto - Future	Road	5.9	-0.8

Radford Studio Center
Calculated Noise Levels - 06c On-Site Vehicles - Future (With Radford Mobility Connector)

Source	Source type	Leq,d dB(A)	Leq,n dB(A)
Receptor R06 Fl G Leq,d 21.6 dB(A) Leq,n 14.7 dB(A)			
Carpenter Gate Auto - Future	Road	12.1	5.3
Carpenter Gate Truck - Future	Road	20.0	13.0
Colfax Gate Auto - Future	Road	13.1	6.4
Colfax Gate Truck - Future	Road	2.1	-4.6
Production Access Gate Truck - Future	Road	-25.1	-29.7
Radford Gate Auto - Future	Road	6.3	-0.5
Radford Gate Truck - Future	Road	-11.9	-16.5
Radford Mobility Conn. Gate Auto-Future	Road	-13.1	-19.9
Radford Mobility Conn. Gate Auto-Future	Road	-2.4	-9.2
Radford Mobility Conn. Gate Truck-Future	Road	-5.4	-12.1
Sater Gate Auto - Future	Road	2.1	-4.7
Receptor R07 Fl G Leq,d 36.3 dB(A) Leq,n 29.5 dB(A)			
Carpenter Gate Auto - Future	Road	21.2	14.4
Carpenter Gate Truck - Future	Road	24.9	17.9
Colfax Gate Auto - Future	Road	35.5	28.7
Colfax Gate Truck - Future	Road	25.2	18.4
Production Access Gate Truck - Future	Road	-27.4	-32.1
Radford Gate Auto - Future	Road	2.1	-4.7
Radford Gate Truck - Future	Road	-16.9	-21.7
Radford Mobility Conn. Gate Auto-Future	Road	-20.4	-27.2
Radford Mobility Conn. Gate Auto-Future	Road	-0.5	-7.3
Radford Mobility Conn. Gate Truck-Future	Road	-5.8	-12.5
Sater Gate Auto - Future	Road	-1.8	-8.6
Receptor R08 Fl G Leq,d 42.6 dB(A) Leq,n 35.8 dB(A)			
Carpenter Gate Auto - Future	Road	23.8	17.0
Carpenter Gate Truck - Future	Road	26.3	19.4
Colfax Gate Auto - Future	Road	42.3	35.5
Colfax Gate Truck - Future	Road	27.7	20.9
Production Access Gate Truck - Future	Road	-30.9	-35.6
Radford Gate Auto - Future	Road	1.1	-5.6
Radford Gate Truck - Future	Road	-17.3	-22.1
Radford Mobility Conn. Gate Auto-Future	Road	-20.5	-27.3
Radford Mobility Conn. Gate Auto-Future	Road	-8.9	-15.6
Radford Mobility Conn. Gate Truck-Future	Road	-13.5	-20.2
Sater Gate Auto - Future	Road	-4.1	-10.9
Receptor R09 Fl G Leq,d 49.1 dB(A) Leq,n 42.4 dB(A)			
Carpenter Gate Auto - Future	Road	41.9	35.1
Carpenter Gate Truck - Future	Road	16.3	9.4
Colfax Gate Auto - Future	Road	47.6	40.8
Colfax Gate Truck - Future	Road	39.3	32.5
Production Access Gate Truck - Future	Road	-4.4	-9.1

Radford Studio Center
Calculated Noise Levels - 06c On-Site Vehicles - Future (With Radford Mobility Connector)

Source	Source type	Leq,d dB(A)	Leq,n dB(A)
Radford Gate Auto - Future	Road	5.0	-1.8
Radford Gate Truck - Future	Road	-13.6	-18.4
Radford Mobility Conn. Gate Auto-Future	Road	-3.4	-10.2
Radford Mobility Conn. Gate Auto-Future	Road	24.1	17.4
Radford Mobility Conn. Gate Truck-Future	Road	17.6	10.9
Sater Gate Auto - Future	Road	18.8	12.0
Receptor R10 Fl G Leq,d 42.8 dB(A) Leq,n 36.0 dB(A)			
Carpenter Gate Auto - Future	Road	21.6	14.8
Carpenter Gate Truck - Future	Road	19.4	12.5
Colfax Gate Auto - Future	Road	41.2	34.4
Colfax Gate Truck - Future	Road	32.6	25.8
Production Access Gate Truck - Future	Road	7.2	2.5
Radford Gate Auto - Future	Road	6.5	-0.3
Radford Gate Truck - Future	Road	-11.7	-16.4
Radford Mobility Conn. Gate Auto-Future	Road	-3.4	-10.1
Radford Mobility Conn. Gate Auto-Future	Road	32.8	26.0
Radford Mobility Conn. Gate Truck-Future	Road	27.5	20.8
Sater Gate Auto - Future	Road	31.9	25.1
Receptor R11 Fl G Leq,d 26.4 dB(A) Leq,n 19.6 dB(A)			
Carpenter Gate Auto - Future	Road	13.9	7.1
Carpenter Gate Truck - Future	Road	16.6	9.6
Colfax Gate Auto - Future	Road	21.6	14.9
Colfax Gate Truck - Future	Road	12.9	6.1
Production Access Gate Truck - Future	Road	-6.0	-10.7
Radford Gate Auto - Future	Road	4.6	-2.2
Radford Gate Truck - Future	Road	-12.8	-17.5
Radford Mobility Conn. Gate Auto-Future	Road	1.6	-5.2
Radford Mobility Conn. Gate Auto-Future	Road	19.9	13.2
Radford Mobility Conn. Gate Truck-Future	Road	16.7	10.0
Sater Gate Auto - Future	Road	17.3	10.5
Receptor R12 Fl G Leq,d 51.8 dB(A) Leq,n 45.1 dB(A)			
Carpenter Gate Auto - Future	Road	6.3	-0.5
Carpenter Gate Truck - Future	Road	17.0	10.1
Colfax Gate Auto - Future	Road	30.3	23.5
Colfax Gate Truck - Future	Road	26.9	20.1
Production Access Gate Truck - Future	Road	-13.1	-17.7
Radford Gate Auto - Future	Road	9.6	2.8
Radford Gate Truck - Future	Road	-8.6	-13.2
Radford Mobility Conn. Gate Auto-Future	Road	12.9	6.1
Radford Mobility Conn. Gate Auto-Future	Road	50.7	43.9
Radford Mobility Conn. Gate Truck-Future	Road	45.2	38.4
Sater Gate Auto - Future	Road	23.2	16.4

Radford Studio Center
Calculated Noise Levels - 06c On-Site Vehicles - Future (With Radford Mobility Connector)

Source	Source type	Leq,d dB(A)	Leq,n dB(A)
Receptor R13 Fl G Leq,d 49.4 dB(A) Leq,n 42.6 dB(A)			
Carpenter Gate Auto - Future	Road	-2.5	-9.3
Carpenter Gate Truck - Future	Road	11.8	4.8
Colfax Gate Auto - Future	Road	5.9	-0.8
Colfax Gate Truck - Future	Road	1.0	-5.8
Production Access Gate Truck - Future	Road	-14.3	-18.9
Radford Gate Auto - Future	Road	2.4	-4.4
Radford Gate Truck - Future	Road	-15.9	-20.6
Radford Mobility Conn. Gate Auto-Future	Road	44.1	37.3
Radford Mobility Conn. Gate Auto-Future	Road	45.8	39.1
Radford Mobility Conn. Gate Truck-Future	Road	43.5	36.7
Sater Gate Auto - Future	Road	31.8	25.0
Receptor R14 Fl G Leq,d 41.1 dB(A) Leq,n 34.4 dB(A)			
Carpenter Gate Auto - Future	Road	1.1	-5.7
Carpenter Gate Truck - Future	Road	17.0	10.1
Colfax Gate Auto - Future	Road	8.3	1.5
Colfax Gate Truck - Future	Road	4.9	-1.9
Production Access Gate Truck - Future	Road	1.4	-3.2
Radford Gate Auto - Future	Road	8.2	1.4
Radford Gate Truck - Future	Road	-10.3	-15.0
Radford Mobility Conn. Gate Auto-Future	Road	35.3	28.6
Radford Mobility Conn. Gate Auto-Future	Road	36.4	29.6
Radford Mobility Conn. Gate Truck-Future	Road	34.3	27.5
Sater Gate Auto - Future	Road	34.0	27.2
Receptor R15 Fl G Leq,d 34.7 dB(A) Leq,n 28.0 dB(A)			
Carpenter Gate Auto - Future	Road	3.1	-3.7
Carpenter Gate Truck - Future	Road	15.2	8.2
Colfax Gate Auto - Future	Road	10.4	3.7
Colfax Gate Truck - Future	Road	6.4	-0.4
Production Access Gate Truck - Future	Road	-0.8	-5.5
Radford Gate Auto - Future	Road	6.8	0.0
Radford Gate Truck - Future	Road	-11.1	-15.9
Radford Mobility Conn. Gate Auto-Future	Road	29.2	22.4
Radford Mobility Conn. Gate Auto-Future	Road	26.0	19.2
Radford Mobility Conn. Gate Truck-Future	Road	26.6	19.9
Sater Gate Auto - Future	Road	30.9	24.1

AES
Acoustical Engineering Services

Off-Site Traffic Noise Calculations
Project: Radford Studio Center Project

Traffic Distribution as % of ADT				
Vehicle Type	**Day**	**Eve**	**Night**	**Sub total**
Auto	77.6%	9.7%	9.7%	97.0%
Medium Truck	1.6%	0.2%	0.2%	2.0%
Heavy Truck	0.8%	0.1%	0.1%	1.0%
	80.0%	10.0%	10.0%	100.0%

PHV to ADT factor 10%

EXISTING CONDITIONS - CNEL

Roadway Segment	Roadway Width*, ft	Distance to Edge of Roadway, ft	Distance to Centerline, feet	Speed mph	Traffic Volume PHV	Traffic Volume ADT	PHV to ADT factor	Barrier Atten.	Site Adjust., dBA	24-Hour CNEL
Laurel Canyon Blvd.										
- Between Riverside Dr. and US-101	70	10	45	35	2,228	22,280	10%	0	0	70.3
- Between US-101 and Moorpark St.	70	10	45	35	2,856	28,560	10%	0	0	71.4
- Between Moorparkt St. and Valleyheart Dr.	70	10	45	35	2,746	27,460	10%	0	0	71.2
- Between Valleyheart Dr. and Ventura Blvd.	70	10	45	35	2,457	24,570	10%	0	0	70.8
- Between Ventura Blvd. and Maxwelton Rd.	60	10	40	35	2,738	27,380	10%	0	0	71.7
- Between Maxwelton Rd. and Sunshine Ter.	60	10	40	35	2,638	26,380	10%	0	0	71.6
- Between Sunshine Ter. and Fryman Rd.	60	10	40	35	3,077	30,770	10%	0	0	72.2
Radford Ave.										
- Between Riverside Dr. and Sarah St.	40	10	30	30	223	2,230	10%	0	0	61.7
- Between Sarah St. and Moorpark St.	40	10	30	30	565	5,650	10%	0	0	65.8
- Between Moorpark St. and Woodbridge St.	40	10	30	30	148	1,480	10%	0	0	60.0
- Between Woodbridge St. and Hoffman St.	40	10	30	30	313	3,130	10%	0	0	63.2
- Between Hoffman St. and Ventura Blvd.	50	10	35	30	471	4,710	10%	0	0	64.2
Colfax Ave.										
- Between Riverside Dr. and Sarah St.	60	10	40	30	1,419	14,190	10%	0	0	68.4
- Between Sarah St. and Moorpark St.	60	10	40	30	1,218	12,180	10%	0	0	67.7
- Between Moorpark St. and Ventura Blvd.	60	10	40	30	1,088	10,880	10%	0	0	67.2
Tujunga Ave.										
- Between Riverside Dr. and US-101	60	10	40	30	1,646	16,460	10%	0	0	69.0
- Between US-101 and Moorpark St.	50	10	35	30	1,054	10,540	10%	0	0	67.7
- Between Moorpark St. and Ventura Blvd.	50	10	35	30	817	8,170	10%	0	0	66.6
Whitsett Ave.										
- Between US-101 and Moorpark St.	50	10	35	30	1,200	12,000	10%	0	0	68.2
- Between Moorpark St. and Ventura Blvd.	50	10	35	30	1,346	13,460	10%	0	0	68.7
Carpenter Ave.										
- Between Ventura Blvd. and Laurelwood Dr.	40	10	30	25	450	4,500	10%	0	0	64.6

Date Printed: 10/21/2024

AES
ACOUSTICAL ENGINEERING SERVICES

EXISTING CONDITIONS - CNEL

Roadway Segment	Roadway Width*, ft	Distance to Edge of Roadway, ft	Distance to Centerline, feet	Speed mph	Traffic Volume PHV	Traffic Volume ADT	PHV to ADT factor	Barrier Atten.	Site Adjust., dBA	24-Hour CNEL
Riverside Dr.										
- Between Laurel Canyon Blvd. and Radford Ave.	70	10	45	35	2,003	20,030	10%	0	0	69.9
- Between Radford Ave. and Colfax Ave.	70	10	45	35	1,959	19,590	10%	0	0	69.8
- Between Colfax Ave. and SR-170	70	10	45	35	1,703	17,030	10%	0	0	69.2
Sarah St.										
- Between Radford Ave. and Colfax Ave.	30	10	25	25	113	1,130	10%	0	0	59.4
Landale St.										
- Between Laurel Canyon Blvd. and Colfax Ave.	30	10	25	25	172	1,720	10%	0	0	61.2
Moorpark St.										
- Between Whitsett Ave. and Laurel Canyon Blvd.	50	10	35	30	1,742	17,420	10%	0	0	69.9
- Between Laurel Canyon Blvd. and Radford Ave.	60	10	40	30	1,575	15,750	10%	0	0	68.8
- Between Radford Ave. and Colfax Ave.	60	10	40	30	1,558	15,580	10%	0	0	68.8
- Between Colfax Ave. and Tujunga Ave.	60	10	40	30	1,702	17,020	10%	0	0	69.2
Woodbridge St.										
- Between Laurel Canyon Blvd. and Radford Ave.	30	10	25	25	183	1,830	10%	0	0	61.5
Valleyheart Dr.										
- Between Laurel Canyon Blvd. and Radford Ave.	30	10	25	25	70	700	10%	0	0	57.3
Ventura Blvd.										
- Between Whitsett Ave. and Laurel Canyon Blvd.	70	10	45	35	2,312	23,120	10%	0	0	70.5
- Between Laurel Canyon Blvd. and Radford Ave.	70	10	45	35	1,807	18,070	10%	0	0	69.4
- Between Radford Ave. and Colfax Ave.	70	10	45	35	1,927	19,270	10%	0	0	69.7
- Between Colfax Ave. and Tujunga Ave.	70	10	45	35	2,052	20,520	10%	0	0	70.0

* Estimated based on Google Earth map.

** Calculated using FHWA's TNM Version 2.5 Computer Noise Model.

Date Printed: 10/21/2024

AES
Acoustical Engineering Services

Off-Site Traffic Noise Calculations
Project: Radford Studio Center Project

Traffic Distribution as % of ADT				
Vehicle Type	**Day**	**Eve**	**Night**	**Sub total**
Auto	77.6%	9.7%	9.7%	97.0%
Medium Truck	1.6%	0.2%	0.2%	2.0%
Heavy Truck	0.8%	0.1%	0.1%	1.0%
	80.0%	10.0%	10.0%	100.0%

PHV to ADT factor 10%

EXISTING + PROJECT CONDITIONS - CNEL

Roadway Segment	Roadway Width*, ft	Distance to Edge of Roadway, ft	Distance to Centerline, feet	Speed mph	Traffic Volume PHV	Traffic Volume ADT	PHV to ADT factor	Barrier Atten.	Site Adjust., dBA	24-Hour CNEL
Laurel Canyon Blvd.										
- Between Riverside Dr. and US-101	70	10	45	35	2,374	23,740	10%	0	0	70.6
- Between US-101 and Moorpark St.	70	10	45	35	3,216	32,160	10%	0	0	71.9
- Between Moorparkt St. and Valleyheart Dr.	70	10	45	35	3,128	31,280	10%	0	0	71.8
- Between Valleyheart Dr. and Ventura Blvd.	70	10	45	35	2,787	27,870	10%	0	0	71.3
- Between Ventura Blvd. and Maxwelton Rd.	60	10	40	35	2,801	28,010	10%	0	0	71.8
- Between Maxwelton Rd. and Sunshine Ter.	60	10	40	35	2,697	26,970	10%	0	0	71.7
- Between Sunshine Ter. and Fryman Rd.	60	10	40	35	3,167	31,670	10%	0	0	72.4
Radford Ave.										
- Between Riverside Dr. and Sarah St.	40	10	30	30	223	2,230	10%	0	0	61.7
- Between Sarah St. and Moorpark St.	40	10	30	30	638	6,380	10%	0	0	66.3
- Between Moorpark St. and Woodbridge St.	40	10	30	30	354	3,540	10%	0	0	63.7
- Between Woodbridge St. and Hoffman St.	40	10	30	30	548	5,480	10%	0	0	65.6
- Between Hoffman St. and Ventura Blvd.	50	10	35	30	590	5,900	10%	0	0	65.2
Colfax Ave.										
- Between Riverside Dr. and Sarah St.	60	10	40	30	1,512	15,120	10%	0	0	68.7
- Between Sarah St. and Moorpark St.	60	10	40	30	1,311	13,110	10%	0	0	68.0
- Between Moorpark St. and Ventura Blvd.	60	10	40	30	1,240	12,400	10%	0	0	67.8
Tujunga Ave.										
- Between Riverside Dr. and US-101	60	10	40	30	1,686	16,860	10%	0	0	69.1
- Between US-101 and Moorpark St.	50	10	35	30	1,098	10,980	10%	0	0	67.9
- Between Moorpark St. and Ventura Blvd.	50	10	35	30	897	8,970	10%	0	0	67.0
Whitsett Ave.										
- Between US-101 and Moorpark St.	50	10	35	30	1,218	12,180	10%	0	0	68.3
- Between Moorpark St. and Ventura Blvd.	50	10	35	30	1,364	13,640	10%	0	0	68.8
Carpenter Ave.										
- Between Ventura Blvd. and Laurelwood Dr.	40	10	30	25	485	4,850	10%	0	0	64.9

Date Printed: 10/21/2024

AES
ACOUSTICAL ENGINEERING SERVICES

EXISTING + PROJECT CONDITIONS - CNEL

Roadway Segment	Roadway Width*, ft	Distance to Edge of Roadway, ft	Distance to Centerline, feet	Speed mph	Traffic Volume PHV	Traffic Volume ADT	PHV to ADT factor	Barrier Atten.	Site Adjust., dBA	24-Hour CNEL
Riverside Dr.										
- Between Laurel Canyon Blvd. and Radford Ave.	70	10	45	35	2,005	20,050	10%	0	0	69.9
- Between Radford Ave. and Colfax Ave.	70	10	45	35	1,959	19,590	10%	0	0	69.8
- Between Colfax Ave. and SR-170	70	10	45	35	1,749	17,490	10%	0	0	69.3
Sarah St.										
- Between Radford Ave. and Colfax Ave.	30	10	25	25	113	1,130	10%	0	0	59.4
Landale St.										
- Between Laurel Canyon Blvd. and Colfax Ave.	30	10	25	25	172	1,720	10%	0	0	61.2
Moorpark St.										
- Between Whitsett Ave. and Laurel Canyon Blvd.	50	10	35	30	1,786	17,860	10%	0	0	70.0
- Between Laurel Canyon Blvd. and Radford Ave.	60	10	40	30	1,575	15,750	10%	0	0	68.8
- Between Radford Ave. and Colfax Ave.	60	10	40	30	1,558	15,580	10%	0	0	68.8
- Between Colfax Ave. and Tujunga Ave.	60	10	40	30	1,765	17,650	10%	0	0	69.3
Woodbridge St.										
- Between Laurel Canyon Blvd. and Radford Ave.	30	10	25	25	234	2,340	10%	0	0	62.5
Valleyheart Dr.										
- Between Laurel Canyon Blvd. and Radford Ave.	30	10	25	25	70	700	10%	0	0	57.3
Ventura Blvd.										
- Between Whitsett Ave. and Laurel Canyon Blvd.	70	10	45	35	2,405	24,050	10%	0	0	70.7
- Between Laurel Canyon Blvd. and Radford Ave.	70	10	45	35	2,290	22,900	10%	0	0	70.5
- Between Radford Ave. and Colfax Ave.	70	10	45	35	2,285	22,850	10%	0	0	70.4
- Between Colfax Ave. and Tujunga Ave.	70	10	45	35	2,261	22,610	10%	0	0	70.4

* Estimated based on Google Earth map.

** Calculated using FHWA's TNM Version 2.5 Computer Noise Model.

Date Printed: 10/21/2024

AES
Acoustical Engineering Services

Off-Site Traffic Noise Calculations
Project: Radford Studio Center Project

Traffic Distribution as % of ADT				
Vehicle Type	**Day**	**Eve**	**Night**	**Sub total**
Auto	77.6%	9.7%	9.7%	97.0%
Medium Truck	1.6%	0.2%	0.2%	2.0%
Heavy Truck	0.8%	0.1%	0.1%	1.0%
	80.0%	10.0%	10.0%	100.0%

PHV to ADT factor 10%

FUTURE NO PROJECT CONDITIONS - CNEL

Roadway Segment	Roadway Width*, ft	Distance to Edge of Roadway, ft	Distance to Centerline, feet	Speed mph	Traffic Volume PHV	Traffic Volume ADT	PHV to ADT factor	Barrier Atten.	Site Adjust., dBA	24-Hour CNEL
Laurel Canyon Blvd.										
- Between Riverside Dr. and US-101	70	10	45	35	2,624	26,240	10%	0	0	71.0
- Between US-101 and Moorpark St.	70	10	45	35	3,397	33,970	10%	0	0	72.2
- Between Moorparkt St. and Valleyheart Dr.	70	10	45	35	3,273	32,730	10%	0	0	72.0
- Between Valleyheart Dr. and Ventura Blvd.	70	10	45	35	2,943	29,430	10%	0	0	71.5
- Between Ventura Blvd. and Maxwelton Rd.	60	10	40	35	3,190	31,900	10%	0	0	72.4
- Between Maxwelton Rd. and Sunshine Ter.	60	10	40	35	3,075	30,750	10%	0	0	72.2
- Between Sunshine Ter. and Fryman Rd.	60	10	40	35	3,580	35,800	10%	0	0	72.9
Radford Ave.										
- Between Riverside Dr. and Sarah St.	40	10	30	30	255	2,550	10%	0	0	62.3
- Between Sarah St. and Moorpark St.	40	10	30	30	734	7,340	10%	0	0	66.9
- Between Moorpark St. and Woodbridge St.	40	10	30	30	314	3,140	10%	0	0	63.2
- Between Woodbridge St. and Hoffman St.	40	10	30	30	360	3,600	10%	0	0	63.8
- Between Hoffman St. and Ventura Blvd.	50	10	35	30	634	6,340	10%	0	0	65.5
Colfax Ave.										
- Between Riverside Dr. and Sarah St.	60	10	40	30	1,655	16,550	10%	0	0	69.0
- Between Sarah St. and Moorpark St.	60	10	40	30	1,446	14,460	10%	0	0	68.5
- Between Moorpark St. and Ventura Blvd.	60	10	40	30	1,421	14,210	10%	0	0	68.4
Tujunga Ave.										
- Between Riverside Dr. and US-101	60	10	40	30	1,923	19,230	10%	0	0	69.7
- Between US-101 and Moorpark St.	50	10	35	30	1,240	12,400	10%	0	0	68.4
- Between Moorpark St. and Ventura Blvd.	50	10	35	30	954	9,540	10%	0	0	67.3
Whitsett Ave.										
- Between US-101 and Moorpark St.	50	10	35	30	1,388	13,880	10%	0	0	68.9
- Between Moorpark St. and Ventura Blvd.	50	10	35	30	1,563	15,630	10%	0	0	69.4
Carpenter Ave.										
- Between Ventura Blvd. and Laurelwood Dr.	40	10	30	25	518	5,180	10%	0	0	65.2

Date Printed: 10/21/2024

AES
Acoustical Engineering Services

FUTURE NO PROJECT CONDITIONS - CNEL

Roadway Segment	Roadway Width*, ft	Distance to Edge of Roadway, ft	Distance to Centerline, feet	Speed mph	Traffic Volume PHV	Traffic Volume ADT	PHV to ADT factor	Barrier Atten.	Site Adjust., dBA	24-Hour CNEL
Riverside Dr.										
- Between Laurel Canyon Blvd. and Radford Ave.	70	10	45	35	2,333	23,330	10%	0	0	70.5
- Between Radford Ave. and Colfax Ave.	70	10	45	35	2,282	22,820	10%	0	0	70.4
- Between Colfax Ave. and SR-170	70	10	45	35	1,988	19,880	10%	0	0	69.8
Sarah St.										
- Between Radford Ave. and Colfax Ave.	30	10	25	25	129	1,290	10%	0	0	60.0
Landale St.										
- Between Laurel Canyon Blvd. and Colfax Ave.	30	10	25	25	198	1,980	10%	0	0	61.8
Moorpark St.										
- Between Whitsett Ave. and Laurel Canyon Blvd.	50	10	35	30	2,066	20,660	10%	0	0	70.6
- Between Laurel Canyon Blvd. and Radford Ave.	60	10	40	30	1,872	18,720	10%	0	0	69.6
- Between Radford Ave. and Colfax Ave.	60	10	40	30	1,853	18,530	10%	0	0	69.5
- Between Colfax Ave. and Tujunga Ave.	60	10	40	30	2,018	20,180	10%	0	0	69.9
Woodbridge St.										
- Between Laurel Canyon Blvd. and Radford Ave.	30	10	25	25	211	2,110	10%	0	0	62.1
Valleyheart Dr.										
- Between Laurel Canyon Blvd. and Radford Ave.	30	10	25	25	80	800	10%	0	0	57.9
Ventura Blvd.										
- Between Whitsett Ave. and Laurel Canyon Blvd.	70	10	45	35	2,746	27,460	10%	0	0	71.2
- Between Laurel Canyon Blvd. and Radford Ave.	70	10	45	35	2,295	22,950	10%	0	0	70.5
- Between Radford Ave. and Colfax Ave.	70	10	45	35	2,395	23,950	10%	0	0	70.6
- Between Colfax Ave. and Tujunga Ave.	70	10	45	35	2,618	26,180	10%	0	0	71.0

* Estimated based on Google Earth map.

** Calculated using FHWA's TNM Version 2.5 Computer Noise Model.

Date Printed: 10/21/2024

AES
Acoustical Engineering Services

Off-Site Traffic Noise Calculations
Project: Radford Studio Center Project

Traffic Distribution as % of ADT				
Vehicle Type	**Day**	**Eve**	**Night**	**Sub total**
Auto	77.6%	9.7%	9.7%	97.0%
Medium Truck	1.6%	0.2%	0.2%	2.0%
Heavy Truck	0.8%	0.1%	0.1%	1.0%
	80.0%	10.0%	10.0%	100.0%

PHV to ADT factor 10%

FUTURE + PROJECT CONDITIONS (CUMULATIVE) - CNEL ***Without Radford Mobility Connector*** Roadway Segment	Roadway Width*, ft	Distance to Edge of Roadway, ft	Distance to Centerline, feet	Speed mph	Traffic Volume PHV	Traffic Volume ADT	PHV to ADT factor	Barrier Atten.	Site Adjust., dBA	24-Hour CNEL
Laurel Canyon Blvd.										
- Between Riverside Dr. and US-101	70	10	45	35	2,769	27,690	10%	0	0	71.3
- Between US-101 and Moorpark St.	70	10	45	35	3,757	37,570	10%	0	0	72.6
- Between Moorparkt St. and Valleyheart Dr.	70	10	45	35	3,655	36,550	10%	0	0	72.5
- Between Valleyheart Dr. and Ventura Blvd.	70	10	45	35	3,273	32,730	10%	0	0	72.0
- Between Ventura Blvd. and Maxwelton Rd.	60	10	40	35	3,254	32,540	10%	0	0	72.5
- Between Maxwelton Rd. and Sunshine Ter.	60	10	40	35	3,134	31,340	10%	0	0	72.3
- Between Sunshine Ter. and Fryman Rd.	60	10	40	35	3,670	36,700	10%	0	0	73.0
Radford Ave.										
- Between Riverside Dr. and Sarah St.	40	10	30	30	255	2,550	10%	0	0	62.3
- Between Sarah St. and Moorpark St.	40	10	30	30	807	8,070	10%	0	0	67.3
- Between Moorpark St. and Woodbridge St.	40	10	30	30	371	3,710	10%	0	0	63.9
- Between Woodbridge St. and Hoffman St.	40	10	30	30	594	5,940	10%	0	0	66.0
- Between Hoffman St. and Ventura Blvd.	50	10	35	30	753	7,530	10%	0	0	66.2
Colfax Ave.										
- Between Riverside Dr. and Sarah St.	60	10	40	30	1,748	17,480	10%	0	0	69.3
- Between Sarah St. and Moorpark St.	60	10	40	30	1,539	15,390	10%	0	0	68.7
- Between Moorpark St. and Ventura Blvd.	60	10	40	30	1,573	15,730	10%	0	0	68.8
Tujunga Ave.										
- Between Riverside Dr. and US-101	60	10	40	30	1,963	19,630	10%	0	0	69.8
- Between US-101 and Moorpark St.	50	10	35	30	1,284	12,840	10%	0	0	68.5
- Between Moorpark St. and Ventura Blvd.	50	10	35	30	1,034	10,340	10%	0	0	67.6
Whitsett Ave.										
- Between US-101 and Moorpark St.	50	10	35	30	1,406	14,060	10%	0	0	68.9
- Between Moorpark St. and Ventura Blvd.	50	10	35	30	1,581	15,810	10%	0	0	69.4
Carpenter Ave.										
- Between Ventura Blvd. and Laurelwood Dr.	40	10	30	25	553	5,530	10%	0	0	65.5

Date Printed: 10/21/2024

AES
ACOUSTICAL ENGINEERING SERVICES

FUTURE + PROJECT CONDITIONS (CUMULATIVE) - CNEL
Without Radford Mobility Connector

Roadway Segment	Roadway Width*, ft	Distance to Edge of Roadway, ft	Distance to Centerline, feet	Speed mph	Traffic Volume PHV	Traffic Volume ADT	PHV to ADT factor	Barrier Atten.	Site Adjust., dBA	24-Hour CNEL
Riverside Dr.										
- Between Laurel Canyon Blvd. and Radford Ave.	70	10	45	35	2,335	23,350	10%	0	0	70.5
- Between Radford Ave. and Colfax Ave.	70	10	45	35	2,282	22,820	10%	0	0	70.4
- Between Colfax Ave. and SR-170	70	10	45	35	2,034	20,340	10%	0	0	69.9
Sarah St.										
- Between Radford Ave. and Colfax Ave.	30	10	25	25	129	1,290	10%	0	0	60.0
Landale St.										
- Between Laurel Canyon Blvd. and Colfax Ave.	30	10	25	25	198	1,980	10%	0	0	61.8
Moorpark St.										
- Between Whitsett Ave. and Laurel Canyon Blvd.	50	10	35	30	2,111	21,110	10%	0	0	70.7
- Between Laurel Canyon Blvd. and Radford Ave.	60	10	40	30	1,872	18,720	10%	0	0	69.6
- Between Radford Ave. and Colfax Ave.	60	10	40	30	1,853	18,530	10%	0	0	69.5
- Between Colfax Ave. and Tujunga Ave.	60	10	40	30	2,081	20,810	10%	0	0	70.0
Woodbridge St.										
- Between Laurel Canyon Blvd. and Radford Ave.	30	10	25	25	262	2,620	10%	0	0	63.0
Valleyheart Dr.										
- Between Laurel Canyon Blvd. and Radford Ave.	30	10	25	25	80	800	10%	0	0	57.9
Ventura Blvd.										
- Between Whitsett Ave. and Laurel Canyon Blvd.	70	10	45	35	2,839	28,390	10%	0	0	71.4
- Between Laurel Canyon Blvd. and Radford Ave.	70	10	45	35	2,779	27,790	10%	0	0	71.3
- Between Radford Ave. and Colfax Ave.	70	10	45	35	2,753	27,530	10%	0	0	71.3
- Between Colfax Ave. and Tujunga Ave.	70	10	45	35	2,827	28,270	10%	0	0	71.4

* Estimated based on Google Earth map.

** Calculated using FHWA's TNM Version 2.5 Computer Noise Model.

Date Printed: 10/21/2024

AES
Acoustical Engineering Services

Off-Site Traffic Noise Calculations
Project: Radford Studio Center Project

Traffic Distribution as % of ADT				
Vehicle Type	**Day**	**Eve**	**Night**	**Sub total**
Auto	77.6%	9.7%	9.7%	97.0%
Medium Truck	1.6%	0.2%	0.2%	2.0%
Heavy Truck	0.8%	0.1%	0.1%	1.0%
	80.0%	10.0%	10.0%	100.0%

PHV to ADT factor 10%

FUTURE + PROJECT CONDITIONS (CUMULATIVE) - CNEL ***With Radford Mobility Connector*** Roadway Segment	Roadway Width*, ft	Distance to Edge of Roadway, ft	Distance to Centerline, feet	Speed mph	Traffic Volume PHV	Traffic Volume ADT	PHV to ADT factor	Barrier Atten.	Site Adjust., dBA	24-Hour CNEL
Laurel Canyon Blvd.										
- Between Riverside Dr. and US-101	70	10	45	35	2,769	27,690	10%	0	0	71.3
- Between US-101 and Moorpark St.	70	10	45	35	3,758	37,580	10%	0	0	72.6
- Between Moorparkt St. and Valleyheart Dr.	70	10	45	35	3,537	35,370	10%	0	0	72.3
- Between Valleyheart Dr. and Ventura Blvd.	70	10	45	35	3,195	31,950	10%	0	0	71.9
- Between Ventura Blvd. and Maxwelton Rd.	60	10	40	35	3,254	32,540	10%	0	0	72.5
- Between Maxwelton Rd. and Sunshine Ter.	60	10	40	35	3,134	31,340	10%	0	0	72.3
- Between Sunshine Ter. and Fryman Rd.	60	10	40	35	3,670	36,700	10%	0	0	73.0
Radford Ave.										
- Between Riverside Dr. and Sarah St.	40	10	30	30	255	2,550	10%	0	0	62.3
- Between Sarah St. and Moorpark St.	40	10	30	30	786	7,860	10%	0	0	67.2
- Between Moorpark St. and Woodbridge St.	40	10	30	30	313	3,130	10%	0	0	63.2
- Between Woodbridge St. and Hoffman St.	40	10	30	30	594	5,940	10%	0	0	66.0
- Between Hoffman St. and Ventura Blvd.	50	10	35	30	753	7,530	10%	0	0	66.2
Colfax Ave.										
- Between Riverside Dr. and Sarah St.	60	10	40	30	1,748	17,480	10%	0	0	69.3
- Between Sarah St. and Moorpark St.	60	10	40	30	1,539	15,390	10%	0	0	68.7
- Between Moorpark St. and Ventura Blvd.	60	10	40	30	1,492	14,920	10%	0	0	68.6
Tujunga Ave.										
- Between Riverside Dr. and US-101	60	10	40	30	1,963	19,630	10%	0	0	69.8
- Between US-101 and Moorpark St.	50	10	35	30	1,285	12,850	10%	0	0	68.5
- Between Moorpark St. and Ventura Blvd.	50	10	35	30	997	9,970	10%	0	0	67.4
Whitsett Ave.										
- Between US-101 and Moorpark St.	50	10	35	30	1,406	14,060	10%	0	0	68.9
- Between Moorpark St. and Ventura Blvd.	50	10	35	30	1,581	15,810	10%	0	0	69.4
Carpenter Ave.										
- Between Ventura Blvd. and Laurelwood Dr.	40	10	30	25	553	5,530	10%	0	0	65.5

Date Printed: 10/21/2024

AES
Acoustical Engineering Services

FUTURE + PROJECT CONDITIONS (CUMULATIVE) - CNEL ***With Radford Mobility Connector*** Roadway Segment	Roadway Width*, ft	Distance to Edge of Roadway, ft	Distance to Centerline, feet	Speed mph	Traffic Volume PHV	Traffic Volume ADT	PHV to ADT factor	Barrier Atten.	Site Adjust., dBA	24-Hour CNEL
Riverside Dr.										
- Between Laurel Canyon Blvd. and Radford Ave.	70	10	45	35	2,335	23,350	10%	0	0	70.5
- Between Radford Ave. and Colfax Ave.	70	10	45	35	2,282	22,820	10%	0	0	70.4
- Between Colfax Ave. and SR-170	70	10	45	35	2,034	20,340	10%	0	0	69.9
Sarah St.										
- Between Radford Ave. and Colfax Ave.	30	10	25	25	129	1,290	10%	0	0	60.0
Landale St.										
- Between Laurel Canyon Blvd. and Colfax Ave.	30	10	25	25	198	1,980	10%	0	0	61.8
Moorpark St.										
- Between Whitsett Ave. and Laurel Canyon Blvd.	50	10	35	30	2,111	21,110	10%	0	0	70.7
- Between Laurel Canyon Blvd. and Radford Ave.	60	10	40	30	2,029	20,290	10%	0	0	69.9
- Between Radford Ave. and Colfax Ave.	60	10	40	30	2,010	20,100	10%	0	0	69.9
- Between Colfax Ave. and Tujunga Ave.	60	10	40	30	2,118	21,180	10%	0	0	70.1
Woodbridge St.										
- Between Laurel Canyon Blvd. and Radford Ave.	30	10	25	25	183	1,830	10%	0	0	61.5
Valleyheart Dr.										
- Between Laurel Canyon Blvd. and Radford Ave.	30	10	25	25	80	800	10%	0	0	57.9
Ventura Blvd.										
- Between Whitsett Ave. and Laurel Canyon Blvd.	70	10	45	35	2,839	28,390	10%	0	0	71.4
- Between Laurel Canyon Blvd. and Radford Ave.	70	10	45	35	2,701	27,010	10%	0	0	71.2
- Between Radford Ave. and Colfax Ave.	70	10	45	35	2,675	26,750	10%	0	0	71.1
- Between Colfax Ave. and Tujunga Ave.	70	10	45	35	2,769	27,690	10%	0	0	71.3

* Estimated based on Google Earth map.

** Calculated using FHWA's TNM Version 2.5 Computer Noise Model.

Date Printed: 10/21/2024